



GEORGIA TECH BASKETBALL 2022-23

ACC Champions 1985, 1990, 1993, 2021 • Final Four 1990, 2004 • 17 NCAA Tournament appearances

2022-23 Schedule/Results

Date	Opponent	TV	Time
N7	CLAYTON STATE	ACCNX	W, 93-63
N12	at Georgia State	ESPN+	W, 59-57
N17	NORTHERN ILLINOIS	ACC Network	W, 68-50
N21	vs. Utah#	FS1	L, 64-68
N23	Marquette#	FS1	L, 60-84
N26	NORTH ALABAMA	ACCNX	W, 80-61
N29	at Iowa*	ESPN2	L, 65-81
D2	NORTHEASTERN	ACCNX	W, 81-63
D6	GEORGIA	ESPN2	W, 79-77
D10	at North Carolina	ESPN	L, 59-75
D17	ALABAMA STATE	ACCNX	W, 96-60
D21	CLEMSON	ESPN2	L, 66-79
D31	VIRGINIA (13/12)	ACC Network	L, 56-74
J4	MIAMI (12/12)	RSN	W, 76-70
J7	at Florida State	RSN	L, 64-75
J10	at Notre Dame	ACC Network L	72-73 (ot)
J14	PITTSBURGH	ACC Network	L, 60-71
J17	NC STATE (rv/rv)	ACC Network	L, 66-78
J21	SYRACUSE	RSN	L, 63-80
J24	at Clemson (24/23)	ACC Network	L, 51-72
J28	DUKE (rv/25)	ACC Network	L, 43-86
F1	at Louisville	RSN	L, 58-68
F4	at NC State (rv/rv)	ACC Network	L, 64-72
F8	NOTRE DAME	RSN	W, 70-68
F11	at Wake Forest (rv/rv)	ACC Network	L, 70-71
F15	VIRGINIA TECH	ACC Network	W, 77-70
F18	FLORIDA TECH	ACCNX	W, 79-56
F21	at Pittsburgh (rv/rv)	ACC Network	L, 68-76
F25	LOUISVILLE	RSN	W, 83-67
F28	at Syracuse	RSN	W, 96-76
M4	at Boston College	ESPNU	W, 73-65
M7	vs. Florida State%	ACC Network	W, 61-60
M8	vs. Pittsburgh%	ESPN	L, 81-89

*ACC/Big Ten Challenge; #Fort Myers Tip-Off (Suncoast Credit Union Arena, Fort Myers, Fla.); %ACC Tournament (Greensboro, N.C.)

All times Eastern; home games in ALL CAPS

(AP/USA) - rankings in AP/coaches polls at time of game, current rankings for upcoming games (rv=receiving votes)

RADIO: Georgia Tech Sports Network by Legends Sports

Announcers	Andy Demetra, Randy Waters
Engineer	Miller Pope
Network station in Atlanta	680 AM / 93.7 FM
Satellite Radio	SiriusXM ch. 371
Online	GT Gameday App, Rambliwreck.com
Tuneln	buzz.gt/LiveTuneln

Television

Announcers	TBD
------------	-----

COMMUNICATIONS

GTMBB contact	Mike Stamus
Phone	404-894-5445 (ofc), 404-218-9723 (cell)
E-mail	mstamus@athletics.gatech.edu

SOCIAL MEDIA: #TogetherWeSwarm

Official Twitter	@GTMBB
Facebook	gtmensbasketball
Instagram	gtmensbasketball

GEORGIA TECH (Final Record: 15-18, 6-14 ACC)

ACC regular-season finish: 13th place • ACC Tournament 2nd round

Jackets Enjoy Strong Finish to 2022-23 Season

Georgia Tech (15-18, 6-14 ACC) won six of its last eight regular-season conference games and its first-round game against Florida State in the Atlantic Coast Conference Tournament, a remarkable turnaround after the Yellow Jackets stood 8-15 overall and 1-12 in the ACC on Feb. 4.

Over the final month of the season, Tech defeated Notre Dame, Virginia Tech and Louisville at home sandwiched around close losses to Wake Forest and Pittsburgh on the road, then finished the regular season with road victories at Syracuse and Boston College to finish 13th in the ACC standings.

Following the Jackets' exit from the ACC Tournament, Tech parted ways with head coach Josh Pastner after seven seasons, a 109-114 overall record, an ACC Championship and NCAA Tournament appearance in 2021 and an NIT finals run in 2017.

The Tip-Off

- Georgia Tech won four of its last five games, six of its last eight and seven of its last 10.
- Tech won a first-round game in the ACC Tournament for just the third time since 2010, when the Yellow Jackets reached the final for one of its three runner-up finishes in Greensboro.
- Tech's upswing over the last month of the season was spurred by the emergence of its two transfers, senior

EVENT INFORMATION

Home court	McCamish Pavilion, Atlanta, Ga.
Tech all-time record	1,437-1,305
At McCamish Pavilion	123-68
ACC Regular Season	287-420
ACC Tournament	29-39

GEORGIA TECH YELLOW JACKETS

Rankings (AP/coaches/KenPom/NET)	nr nr 168 177
Record breakdown	11-6 home 3-9 road 1-3 neutral
Head coach	Josh Pastner (Arizona, 1997)
Career record/at GT	276-187! (14th yr) 109-114! (7th yr)
! On-court record - 22 wins and 1 loss vacated by NCAA Committee on Infractions	

ROSTER AT-A-GLANCE (#indicates last-game starter)

12	Freds Pauls Bagatskis	F	6-8	180	Fr	Riga, Latvia	0.9 ppg.....0.0 rpg	> Trained at Valencia Basket Club, played for Latvia in FIBA U16, U20 Euro championships; played in 9 games
30	Coleman Boyd	G	6-1	178	Sr	Smyrna, Ga.	0.6 ppg.....0.0 rpg	> Non-scholarship player 4th year at Tech, played in 14 games career, 7 this season
3	Dallan "Deebo" Coleman#	G	6-6	218	So	Memphis, Tenn.	9.5 ppg.....2.9 rpg	> Tech's No. 4 scorer, 32.6% 3pt FG season; averaged 13.5 ppg in ACC Tournament
33	Brayden Daniels	G	6-4	188	So	Louisville, Ky.	0.0 ppg.....0.8 rpg	> Non-scholarship player, 2nd year at Tech, played in 7 games career, 6 this season
4	Ja'von Franklin#	F	6-7	214	Sr	Little Rock, Ark.	9.7 ppg.....8.1 rpg	> 10 double-doubles this season, 7 in last 9 games; 13.7 ppg, 12.8 rpg, 60.2% FG in final 12 games
43	Jermontae Hill	G	6-6	206	r-Fr	Atlanta, Ga.	0.4 ppg.....0.0 rpg	> Non-scholarship player, 2nd year at Tech, redshirted last season, played in 5 games
24	Rodney Howard	C/F	6-11	256	Sr	Ypsilanti, Mich.	4.5 ppg.....4.3 rpg	> Hit 54.5% from the floor for season; 50% in ACC games; 40-70 FG (57.1%) his last 19 games
13	Miles Kelly#	G	6-6	175	So	Stone Mountain, Ga.	14.4 ppg.....3.4 rpg	> Tech's top scorer and FT shooter (89.8%), 19.8 ppg, 47.7% FG, 44.3% 3pt FG over final 8 games
10	Cyril Martynov	C/F	7-0	229	Fr	Barrie, Ontario	0.7 ppg.....0.9 rpg	> 14.0 ppg, 9.4 rpg for UPlay Canada on Nike EYBL circuit; played in 7 games
11	Tristan Maxwell	G	6-3	205	Jr	Huntersville, N.C.	3.3 ppg.....1.0 apg	> Two games in double figures this season; season-high 18 points (6-11 FG, 5-8 3pt) vs. Alabama State
23	Jordan Meka	C/F	6-8	219	Jr	Yaoundé, Cameroon	0.4 ppg.....1.5 rpg	> Played in 10 games this season, 5.2 mpg (limited by groin, back, illness)
14	Jalon Moore	F	6-7	209	So	Birmingham, Ala.	7.6 ppg.....4.7 rpg	> Team's No. 7 scorer, No. 3 rebounder, started 15 games, scored double-digit points in 13
35	Emmer Nichols	F	6-6	219	Fr	Woodside, Calif.	--	> Non-scholarship player in 1st year in the program, did not play in a game and redshirted
5	Deivon Smith	G	6-1	176	Jr	Loganville, Ga.	8.0 ppg.....3.7 apg	> PG started 13 games this season; 2.78 assist/TO ratio No. 3 in ACC, 30-to-5 over his last 7 games
1	Kyle Sturdivant#	G	6-3	196	Sr	Norcross, Ga.	8.6 ppg.....3.3 apg	> Started last 12 games, double-figure points in 9 (12.6 ppg, 35.1% 3pt FG, 53/19 assist/TO)
0	Lance Terry#	G	6-2	200	Sr	College Park, Ga.	10.1 ppg.....2.8 rpg	> Tech's No. 2 scorer (11.4 ppg ACC games); 13.3 ppg, 43.3% FG, 43.3% 3pt FG over final 12 games

TECH NOTEBOOK

Tech Team Statistics

Category	2022-23	ACC	NCAA
Scoring offense	69.7	10	216
Scoring defense	70.8	7	197
Scoring margin	-0.9	11	239
Field goal pct.	.423	14	289
Effective FG pct.	.488	13	281
Field goal pct. def.	.441	7	199
3-pt FG pct.	.335	11	208
3-pt FG per game	7.8	7	118
3-pt FG att. per game	23.4	5	94
3-pt FG pct. def.	.301	1	17
3-pt FG allowed	6.2	-	-
Free throw pct.	.696	15	253
FT made per game	10.1	15	334
FT attempts per game	14.5	14	334
Rebounds per game	35.0	6	171
Rebound margin	-1.7	13	272
O-Reb per game	10.6	4	129
D-Reb per game	24.4	10	210
Assists per game	14.0	8	105
Assist/TO ratio	1.33	5	44
Turnover margin	+0.4	6	158
Turnovers per game	10.6	5	24
Turnovers forced per game	11.0	10	300
Blocks per game	4.1	6	60
Steals per game	6.0	8	224
Fouls per game	15.9	8	91
Bench points per game	16.9	3	231
Fast break points per game	10.9	3	92

Rankings through games of April 3

Games Started/Finished

Player	2022-23	Career	Conf.	*Finished
Freds Pauls Bagatskis	-	-	-	8
Deebo Coleman	31	36	26	21
Ja'veon Franklin	19	50	29	16
Rodney Howard	14	43	24	7
Miles Kelly	27	28	23	23
Cyril Martynov	-	-	-	6
Tristan Maxwell	2	2	1	1
Jordan Meka	-	4	4	3
Jalon Moore	15	16	11	12
Deivon Smith	13	26	9	9
Kyle Sturdivant	21	49	35	18
Lance Terry	21	58	32	18

Includes starts at previous school and in conference tournaments

Games finished includes only 2022-23 season

Non-Conference Breakdown

Team	Conf.	Record	Conf.	KP	NET
Alabama State	SWAC	8-23	6-12	350	346
Clayton State	DII/PBC	3-25	1-17	--	--
Florida Tech	DII/SSC	19-11	11-9	--	--
Georgia	SEC	16-16	6-12	154	157
Georgia State	Sun Belt	10-21	3-15	281	291
Iowa	Big Ten	19-14	11-9	41	38
Marquette	Big East	29-7	17-3	10	12
North Alabama	A-Sun	18-15	10-8	256	242
Northeastern	CAA	10-20	6-12	310	309
Northern Illinois	MAC	13-19	9-9	250	255
Utah	Pac-12	17-15	10-10	75	80

GT strength of schedule rank 88 85

GT NC strength of schedule rank 264 181

vs. Quad 1: 1-8 vs. Quad 2: 2-6

vs. Quad 3: 2-3 vs. Quad 4: 8-1

KP - KenPom.com, NET - NCAA NET rankings

Rankings through games of April 3

center Ja'veon Franklin and senior guard Lance Terry, who averaged 14.2 and 13.3 points, respectively, over the last 11 games.

- Tech averaged 74.7 points per game over that stretch, connected on 45 percent of its shots from the floor and 38 percent of its three-point attempts. The Jackets averaged 9.9 three-point field goals made.

- Tech's leading scorer, sophomore guard Miles Kelly, averaged 19.8 points and 3.1 rebounds over the Yellow Jackets' last eight games, all in double figures, hitting 47.7 percent from the floor and 44.3 percent from three-point range. He hit 30 three-point field goals over Tech's last six games.

- Over Tech's last 10 ACC games (ACC Tournament included), the Yellow Jackets' rotation shortened to six or seven players, with the five starters playing more than 87 percent of the minutes.

- Tech's offensive efficiency rating as measured by KenPom.com was 104.4, the second-highest for the Jackets in seven seasons under Josh Pastner.

- Tech's season turnover rate of 10.6 per game was its lowest on record dating back to the 1992-93 season, when turnovers became an official NCAA statistic. The Jackets turned it over just 8.9 times per game in its last nine ACC games.

- Only four Tech players fouled out of a game in 2022-23, a program record. The fewest disqualifications by fouls by the Yellow Jackets over the past 57 years (1966-67 to the present) was five, by the 2011-12 and 2015-16 teams.

- Kelly finished the season with an 89.8 success rate on 59 free throw attempts, breaking the Tech record of 88.73 percent by Anthony Morrow (63-of-71) in 2005-06. Kelly had a streak of 24 straight makes that ended Jan. 17 against NC State.

General Storylines

- **108th season** - Georgia Tech played its 108th season of basketball in 2022-23, having compiled an all-time on-court record of 1,437-1,305 (22 wins and one loss from the 2016-17 and 2017-18 seasons were vacated by the NCAA Committee on Infractions).

- **Tech in the ACC** - Tech played its 44th season as a member of the Atlantic Coast Conference, having won the conference championship in 1985, 1990, 1993 and 2021. Prior to that, Tech competed in the Metro Conference for three seasons from 1975-78, was an independent from 1964-75, and was a member of the Southeastern Conference for 32 years from 1932-64, winning one title in 1938.

- Tech was projected to finish last in the ACC standings by a vote of the conference's official media panel before the season and finished 13th, the sixth time in seven seasons under Josh Pastner that the Yellow Jackets finished above their projection.

Stoudamire Named Tech's 15th Head Coach

Damon Stoudamire, well-known throughout the basketball world for his success as a player and coach at the collegiate and professional levels, was named the 15th head coach in Georgia Tech men's basketball history on March 13.

Stoudamire comes to Georgia Tech after most recently serving as an assistant coach of the Boston Celtics, who currently sit atop the NBA's Atlantic Division standings. He was with the Celtics for nearly two seasons (2021-22 and 2022-23), after a successful five-season stint as the head coach at Pacific (2016-21). At Pacific, he was named West Coast Conference Coach of the Year in 2020 after leading the Tigers to a 23-10 record in 2019-20, good for the program's best winning percentage (.697) in 15 years, and a third-place finish in the powerful WCC (behind only national powers Gonzaga and St. Mary's). He also was named the recipient of the Ben Jobe Award, given to the nation's top minority head coach.

Stoudamire established himself as one of his generation's premier players when he was a three-time all-conference

TECH NOTEBOOK

Just Georgia Tech, please...

The Georgia Institute of Technology is the official title, but Georgia Tech will work fine, or just Tech (unless you're in Virginia or Texas). We would appreciate it if you would use our name in those ways. Georgia Tech University is incorrect. Thank you.

Georgia Tech Quick Facts

Official Name: Georgia Institute of Technology
Location: Atlanta, Ga.
Enrollment: 45,296
Founded: 1885
Colors: Old Gold and White
Nickname: Yellow Jackets, Ramblin' Wreck
Mascot: Buzz (Yellow Jacket)
Fight Songs: Ramblin' Wreck, White and Gold
Conference: Atlantic Coast (ACC)
Home Arena: McCamish Pavilion (capacity 8,600)
President: Dr. Angel Cabrera
Director of Athletics: J. Batt
Faculty Rep. for Athletics: Dr. Jenna Jordan
Head Coach: Josh Pastner (Arizona, 1997)
Record at Tech: 109-114 ! (7th season)
Overall: 276-187 ! (14th season)
ACC Regular Season: 53-78 !
ACC Tournament: 3-5
NCAA Tournament: 2-5

Associate Head Coach: Anthony Wilkins (Kent State, 2013), 4th season
Assistant Coach: Julian Swartz (Carroll College, 2005), 7th season
Assistant Coach: Brian Eskildsen (Tennessee, 2009), 1st season
Assoc. Dir. of Player Personnel: B.J. Elder (Georgia Tech, 2014)
Director of Operations: Tyler Benson (St. Bonaventure, 2009)
Director of Scouting: Hayden Sheridan (Arizona, 2016)
Player Development Coach: Eddie Dimas (Grand Canyon, 2015)
Athletic Trainer: Richard Stewart (Salisbury, 2005)
! On-court record (Georgia Tech had 22 wins and one loss during the 2016-17 and 2017-18 seasons vacated by the NCAA's Committee on Infractions)

Basketball History

108th season: 1st game, Feb. 17, 1906 vs. Auburn
All-time Record: 1,437-1,305 !
Winning/Losing/500 Seasons: 55 / 49 / 4
NCAA Appearances (17): 23-17 record
1960, 1985, 1986, 1987, 1988, 1989, 1990, 1991, 1992, 1993, 1996, 2001, 2004, 2005, 2007, 2010, 2021
Final Fours (2): 1990, 2004
NIT Appearances (8): 10-8 record
1970, 1971, 1984, 1994, 1998, 1999, 2003, 2016
ACC Championships (4): 1985, 1990, 1993, 2021
ACC Regular-Season Titles (2): 1985 (tie), 1996
ACC Regular-Season Record (44th season): 287-420 !
ACC Tournament Record: 29-39
SEC Championships (1): 1938
SEC Regular-Season Titles (1): 1937
SEC Regular-Season Record (1932-64): 201-207
Metro Conference Regular-Season Record (1975-78): 9-10
Metro Conference Tournament Record: 4-3
Record at McCamish Pavilion: 123-68 ! (11th season)
Record at Alexander Memorial Coliseum: 556-194 (55 seasons, 1956-2011)
Record at State Farm Arena: 8-12
Record at Gas South Arena: 4-1
Record at Georgia Dome: 9-5
All-Time Head Coaches: 14
ACC Head Coaches: 5
All-America Selections: 14 (12 players)
Consensus All-Americans: 2
First-Team All-Americans: 5
National Players of the Year: 1
All-ACC Selections: 57 times (34 players)
ACC Players of the Year: 2
ACC Rookies of the Year: 11
ACC Coaches of the Year: 5 (3 coaches)
ACC Tournament MVPs: 4
ACC All-Freshman Team: 15

performer, the 1995 Pac 10 co-Player of the Year and a consensus first-team All-American at Arizona, where he played for four seasons from 1991-95. After helping lead the Wildcats to the Final Four as a junior in 1994, he capped his collegiate career by averaging 22.8 points per game, en route to the co-conference Player of the Year and consensus first-team All-America recognition in 1995. He was a finalist for 1995 Wooden Award (National Player of the Year).

At the conclusion of his Arizona career, Stoudamire was the Wildcats' all-time leader in 3-pointers made (272) and ranked second in points (1,849) and fourth in assists (663). He was the only player in Arizona history with two 40-point games.

His amateur career also included helping lead the United States to the gold medal in the 1993 World University Games (where he led the team in assists and steals despite being the youngest player on the roster) and the bronze at the 1994 Goodwill Games.

Team Trends

- Three Tech players — **Ja'von Franklin**, **Deebo Coleman** and **Miles Kelly** — played the full 40 minutes against Pitt, the first time three Yellow Jackets did so in the same game since **Jose Alvarado**, **Ben Lammers** and **Josh Okogie** did so Dec. 30, 2017 against Notre Dame. **Lance Terry** would have been the fourth to do it in that game, but fouled out with four seconds left.

- Tech lost when scoring 80 points for the first time since Jan. 6, 2016. The opponent then was Pittsburgh (89-84).

- Tech scored 70 points or more in eight of its last 10 games in 2022-23 (Notre Dame, Wake Forest, Virginia Tech, Florida Tech, Louisville, Syracuse, Boston College, Pittsburgh), the only exceptions being 61 points against Florida State in the ACC Tournament and its 68-point game at Pittsburgh Feb. 21. The Yellow Jackets were 12-3 this season when scoring 70 or more points (6-3 vs. ACC foes), 3-15 when failing to reach 70.

- Tech scored one point per possession (KenPom offensive efficiency rating) in each of its last 10 games, matching the Yellow Jackets' longest such streak since the measure has been tracked (the 2021 ACC Championship unit did so in its final 10 games). Tech's final measure of 104.4 was its second-best under Pastner, behind the 2021 ACC title team (113.7, No. 22 in the nation).

- Tech remains the ACC leader in three-point defense. The Jackets permitted opponents to make just 30.1 percent in 2022-23, which also ranks 18th nationally.

- Going back to Tech's Feb. 15 win over Virginia Tech (last eight games), Tech averaged 10.6 three-point field goals per game, making 38.1 percent.

- Over Tech's last 10 ACC games (including the ACC Tournament), **Miles Kelly**, **Lance Terry**, **Deebo Coleman** and **Kyle Sturdivant** combined to hit 39.5 percent (98-of-248) from three-point range.

- Over Tech's last 10 ACC games (ACC Tournament included), the Yellow Jackets averaged 74.3 points, connected on 44.7 percent from the floor and 38.3 percent from three-point range. This trend coincided with Tech going to the starting lineup of Terry, Sturdivant, Coleman, Kelly and Franklin for its Feb. 4 game at NC State, which started the last 11 games of the season. In its first 12 ACC games, Tech averaged 61.2 points, hit 38.5 percent from the floor and 29.7 from three-point land.

- Four Tech players (**Miles Kelly** 17.6, **Ja'von Franklin** 14.3, **Lance Terry** 12.7 ppg, **Kyle Sturdivant** 12.6) averaged double digits in points over the Yellow Jackets' last 10 ACC games, and a fifth (**Deebo Coleman**) was just shy at 9.9.

- Tech turned the ball over an average of 10.6 times a game in 2022-23, a school record since that stat has been tracked in 1992-93. The previous mark was 11.1 by the 2015-16 and 2020-21 teams.

- Tech committed five or fewer turnovers in a game six times in 2022-23, including a Tech-record-tying four in a Feb. 21 loss at Pittsburgh. Going back to 1986-87, Tech is on record for seven games of five or fewer turnovers from then through

GTMBB Information Guide



Georgia Tech By the Numbers

1	SEC Championships
1	NCAA Post-Graduate Scholar
1	Naimsmith Award winner
2	Final Four appearances
2	ACC regular-season titles
2	ACC Players of the Year
2	National Freshmen of the Year
3	Years a Member of the Metro Conference
4	ACC Championships
5	First-team All-America players
6	Jersey numbers retired
6	Academic All-Americans
7	NCAA Sweet 16 appearances
8	Wins over teams ranked No. 1
8	NBA lottery picks
12	ACC Rookie of the Year honorees
14	Head coaches in program history
17	NCAA Tournament berths
19	NBA first-round draft picks
25	Total postseason berths (NCAA and NIT)
32	Years a Member of the SEC
43	Years a Member of the ACC
47	Players taken in the NBA Draft
51	Players selected All-ACC
228	Weeks ranked in either AP or Coaches Poll

the 2021-22 season (36 seasons). Tech's previous best rate was 11.1-per-game established by the Jackets in 2015-16 and 2020-21.

- Four or more Yellow Jackets have double digits in the scoring column in 17 games in 2022-23, and Tech won 12 of those games.

- Tech utilized the same starting lineup for its final 11 straight games, winning seven of them, the longest stretch of games that head coach Josh Pastner sent out the same starting five for the opening tip in 2022-23. Tech used 11 different lineups this season.

- Tech used just six players in its rotation for its last six games. After having its bench play more than 33 percent of the minutes this season prior to that, Tech's reserves played only 83 of a possible 1,200 minutes in the last six games (6.9 percent). The Jackets finished the season using its bench for 29.1 percent of the minutes by KenPom measure, below the national average and ranked No. 227 nationally.

TECH NOTEBOOK

Tech's Record

	2022-23	CJP
At home	11-6	80-42
On the road	2-9	22-57
At neutral sites	1-3	6-13
Vs. top-10 opponents	0-0	3-16
Vs. top-25 opponents	1-3	12-33
Vs. teams over .500	7-15	63-96
Vs. teams under .500	6-2	36-11
Vs. teams at .500	2-1	9-6
While in the top 25	0-0	0-0

In November	4-3	23-12
In December	3-3	23-24
In January	1-7	24-32
In February	5-4	22-36
In March/April	2-1	17-9

Wearing white uniforms	8-7	72-42
Wearing gold uniforms	6-7	25-38
Wearing navy uniforms	0-0	12-26
Wearing gray uniforms	0-4	0-4
Wearing HBE uniforms	1-0	1-0

Game is decided by 5 pts./fewer or OT	4-3	29-29
Game is decided by 10/fewer or OT	7-7	53-56

Leading at the half	11-1	81-23
Trailing at the half	3-17	25-87
Tied at the half	1-0	3-3
Leading with 5:00 to play	10-2	91-11
Trailing with 5:00 to play	3-15	13-99
Tied with 5:00 to play	2-1	4-4
In overtime games	0-1	4-5
After a bye in the ACC schedule	0-1	3-4

Tech scores 100 or more points	0-0	1-0
Tech scores 70 or more points	12-3	79-21
Tech scores fewer than 70 points	3-15	31-92
Opponent scores 100 or more points	0-0	0-2
Opponent scores 70 or more	4-16	23-74
Opponent scores fewer than 70	10-3	87-38
Opponent scores fewer than 50	0-0	4-0

Tech shoots 50 pct. or better	1-0	41-9
Opponent shoots 50 pct. or better	1-6	7-25
Opponent shoots under 40 pct.	7-0	61-21
Tech has a higher FG% than opponent	12-2	99-27
Tech has a lower FG% than opponent	3-16	7-81
FG percentage is even	0-0	0-2

Tech has more 3-point FGs	11-6	49-29
Tech has fewer 3-point FGs	1-8	44-68
3-point FGs are even	3-4	16-14

Tech attempts more FT than opponent	9-2	73-26
Tech attempts fewer FT than opponent	6-16	30-81
Free throw attempts are even	0-0	6-6

Tech outrebounds opponent	9-5	58-32
Opponent outrebounds Tech	6-13	45-81
Rebounds are even	0-0	6-1

Tech has fewer turnovers than opponent	12-6	60-41
Tech has more turnovers than opponent	3-9	45-61
Turnovers are even	0-3	5-9
Tech has more assists than turnovers	12-11	74-41

Committing more fouls	3-13	30-75
Committing fewer fouls	8-4	67-28
Fouls are even	4-1	12-10

4/more Jackets score in double figures	12-5	56-23
A Jacket scores 20 or more	6-3	64-50
A Jacket scores 30 or more	0-0	7-5

Scoring more bench points	6-10	47-46
Scoring fewer bench points	8-8	59-60
Bench scoring is even	1-0	3-6

Player Updates

• **Ja'von Franklin**, who scored 19 points and reeled in 15 rebounds against Pitt, posted a double-double in seven of Tech's last nine games. He had 10 for the season.

• Franklin grabbed 15 or more rebounds in each of Tech's last four games, something not accomplished by a Tech player as far back as the 2010-11 season.

• Franklin averaged a double-double over the Yellow Jackets' last 11 games (14.2 points and 12.8 rebounds). He hit 61.3 percent of his shots from the floor (65-of-106) in that span, and also totaled 40 assists and team highs of 22 blocked shots and 20 steals.

• Franklin was the only player to rank in the top 15 in rebound average (7th), steal average (7th) and blocked shot average (5th) in conference games. At 6-7 and 214 pounds, Franklin was out-sized by nearly every ACC center.

• **Lance Terry** lacked a total of one minute of playing the full 40 minutes in each of Tech's final five games. At Syracuse, he came out for the final 56 seconds when Tech emptied its bench in the 20-point victory. Against Pitt in the second round of the ACC Tournament, he fouled out with four seconds remaining. In the 11 games he played after returning from a hamstring injury, he played 40 minutes in five of them.

• Terry played the full 40 minutes in six of Tech's seven ACC wins (ACC Tournament games included). In those seven games, Terry averaged 17.7 points while connecting on 47.3 percent of his field goals (43-of-91), 52.1 percent of his three-point attempts (25-of-48).

• In 11 games since returning from a hamstring injury, Terry averaged 13.3 points while hitting 43.4 percent of his field goals (53-of-122) and 43.3 percent of his threes (26-of-60). Terry reached double figures in points seven times in those 11 games, including his season-high-matching 24 points at Syracuse.

• **Miles Kelly** reached double figures in eight straight games to end the season, averaging 19.8 points and hitting 47.7 percent (53-of-111) from the floor and 43.3 percent (35-of-79) from three-point range.

• **Kyle Sturdivant** averaged 12.6 points over his last 12 games, having reached double figures in nine of them, including his career high of 20 points at Syracuse. He made 20-of-57 from three-point range (35.1 pct.), 80.6 percent from the free throw line, and had a 53/19 assist-to-turnover ratio over that stretch.

• **Deebo Coleman** compiled a 20/4 assist-to-turnover ratio across his last seven games. After missing double digits for five straight games, he finished the season scoring 10 vs. Florida State and 17 vs. Pitt in the ACC Tournament.

• **Jalon Moore** was the only Tech reserve to see significant action over Tech's last six games, averaging 12.8 minutes and 4.8 points per game.

V-Shaped Recovery

After sinking to its low point this season with a 43-point loss at home to Duke and a loss at last-place Louisville as the calendar turned to February, Georgia Tech picked itself up off the deck and won seven of its last 10 games, six of nine against conference foes. The turn around began, oddly enough, with a 72-64 loss at NC State on Feb. 4, a game that the Yellow Jackets led inside the final two minutes.

Segment	PPG	PPGA	FG%	3FG%	TOM	RebM
First 12*	61.2	75.1	.385	.297	-2.1	-4.7
Last 10*	74.3	71.4	.447	.383	+0.7	-1.4

*ACC games | TOM=turnover margin | RebM=rebound margin

A Make-or-Miss Game

Georgia Tech's offensive rankings vs. the ACC under Josh Pastner (ACC regular season games only)

Year	PPG	FG Pct.	3pt FG Pct.
2022-23	66.8 (13)	.413 (15)	.341 (9)
2021-22	66.0 (12)	.428 (10)	.325 (11)
2020-21	71.8 (6)	.482 (2)	.360 (3)
2019-20	69.9 (9)	.462 (2)	.341 (6)
2018-19	60.7 (15)	.426 (8)	.306 (12)
2017-18	63.6 (14)	.419 (12)	.312 (15)
2016-17	65.1 (14)	.434 (14)	.309 (15)

Low TO is a Good Thing

Georgia Tech committed just five turnovers against Florida State in the ACC Tournament, marking the sixth time this season that the Yellow Jackets had turned it over five times or fewer, including a Tech-record-tying four in a Feb. 21 loss at Pittsburgh. Going back to the 1986-87 season, Tech is on record for only seven games of five or fewer turnovers between then and this season. (Thanks to Tech radio voice Andy Demetra for pointing this out.)

Tech's final turnover rate of 10.6 per game exceeds its best on record going back to 1992-93, when turnovers became an official NCAA statistic, ahead of the 11.1-per-game rate established by the Jackets in 2015-16 and 2020-21.

40 Minutes to Victory

Senior guard **Lance Terry** played the full 40 minutes in all but one of Tech's seven ACC wins (tournament included), the only exception was the final minute at Syracuse when Tech emptied its bench in a 20-point victory. In those six games, Terry averaged 17.7 points while connecting on 47.3 percent of his field goals, 52.1 percent of his three-point attempts (25-of-55).

Opponent	Minutes	Points	FG	3pt FG	FT
Miami	40	24	8-13	4-5	4-6
Notre Dame	40	19	8-15	3-6	0-0
Virginia Tech	40	14	4-10	2-5	4-6
Louisville	40	17	6-15	4-11	1-3
at Syracuse	39	24	8-14	7-10	1-1
at Boston College	40	17	6-15	3-5	2-2
vs. Florida State	40	9	3-9	2-6	1-1
Averages	39.8	17.7	47.3%	52.1%	68.4%

Double Your Pleasure

Senior forward/center **Ja'von Franklin** averaged a double-double over Georgia Tech's last 11 games. He actually achieved double-doubles in six of those games, including the fifth triple-double in Tech history on Feb. 28 at Syracuse. He also led the Yellow Jackets blocks and steals, and ranked second in assists over these last 11 games.

Opponent	Points	Rebs	Assists	Blocks	Steals
at NC State	16	8	5	5	1
Notre Dame	16	9	3	1	1
at Wake Forest	14	15	2	0	2
Virginia Tech	10	10	3	5	3
Florida Tech	15	14	4	2	1
at Pittsburgh	15	8	4	2	0
Louisville	21	13	2	0	3
at Syracuse*	14	15	10	2	3
at Boston College	8	15	1	1	2
vs. Florida State	10	19	2	3	0
vs. Pittsburgh	19	15	4	1	6
Averages	14.2	12.8	3.6	2.0	2.0

*fifth triple-double in Tech history

TECH NOTEBOOK

Tech Highs and Lows Under Josh Pastner

Longest winning streak: 8 games (2020-21)
Longest ACC winning streak: 8 games (2020-21)
Longest ACC home winning streak: 11 games (last 6 home games of 2019-20, first 5 of 2020-21, program record)
Longest losing streak: 9 games (2022-23)
Longest ACC losing streak: 9 games (2022-23)
Most points scored in a game: 120 vs. Georgia State (4ot), 11/25/20
Most points scored in a game (regulation): 103 vs. Clayton State, 1/23/2022
Most points scored - ACC game: 96 at North Carolina, 1/4/2020, at Syracuse, 2/28/2023
Fewest points scored in a game: 42 vs. Clemson, 2/6/2019
Fewest points scored - ACC game: 42 vs. Clemson, 2/6/2019
Most points allowed in a game: 123 vs. Georgia State (4ot), 11/25/2020
Most points allowed in a game (regulation): 110 at Duke, 1/4/2017
Most points allowed - ACC game: 110 at Duke, 1/4/2017
Fewest points allowed in a game: 40 vs. Florida A&M, 12/9/2018
Fewest points allowed - ACC game: 51 vs. Syracuse, 1/31/2018
Largest margin of victory: 50 vs. Georgia State (103-53), 1/23/2022
Largest margin of victory - ACC game: 27 at Miami (87-60), 2/20/2021
Largest margin of victory - road game: 27 at Miami (87-60), 2/20/2021
Largest margin of victory - ACC road game: 27 at Miami (87-60), 2/20/2021 (program record)
Largest losing margin: 53 (110-57) at Duke, 1/4/2017
Largest losing margin at home: 43 (86-43) vs. Duke, 1/29/2023
Largest losing margin - ACC game: 53 at Duke, 1/4/2017
Most points allowed in a win: 83 at North Carolina (96-83), 1/4/2020
Most points scored in a loss: 120 vs. Georgia State (4 ot), 11/25/2020
Most points scored in a loss (regulation): 81 vs. Wright State, 12/22/2017; vs. Pittsburgh, 3/8/2023
Fewest points scored in a win: 52 vs. Northwestern (52-51), 11/28/2017
Fewest points allowed in a loss: 52 vs. Virginia Tech (52-49), 1/9/2019
Largest deficit overcome to win a game: 17 vs. Notre Dame (1stH-6:47), 2/6/2021
Largest 2nd-half deficit overcome to win a game: 10 vs. Georgia Southern (19-42), 11/26/2021
Largest deficit overcome to win a road game: 15 (4:01-1st) at NC State, 1/15/2019
Largest lead given up in a loss: 16 (15:06-2nd half) vs. St. John's, 12/1/2018
Largest 2nd-half lead given up in a loss: 16 (15:06-2nd half) vs. St. John's, 12/1/2018
Highest FG pct.: 60.7 (34-56) at Georgia, 11/19/2021
Highest FG pct. - ACC game: 59.5 (25-42) at Syracuse, 1/12/2019
Lowest FG pct.: 27.1 (16-59) vs. Florida State, 2/16/2019
Lowest FG pct. - ACC game: 27.1 (16-59) vs. Florida State, 2/16/2019
Highest 3-pt pct.: 62.5 (10-16) at NC State, 1/15/2017; (15-24) vs. Clayton State, 1/23/2022
Highest 3-pt pct. - ACC game: 62.5 (10-16) at NC State, 1/15/2017
Most 3-pt FG: 18 at Syracuse, 2/28/2023 (Tech record)
Most 3-pt FG - ACC game: 18 at Syracuse, 2/28/2023 (Tech record)
Lowest 3-pt pct.: 9.1 (1-11) vs. Clemson, 2/1/2017
Lowest 3-pt pct. - ACC game: 9.1 (1-11) vs. Clemson, 2/1/2017
Highest FG pct. allowed: 59.3 (32-54) at Florida State, 1/24/2018; (32-54) Notre Dame, 2/6/2021
Highest FG pct. allowed - ACC game: 59.3 (32-54) at Florida State, 1/24/2018; (32-54) Notre Dame, 2/6/2021
Lowest FG pct. allowed: 21.6 (16-74) vs. Elon, 11/11/2019
Lowest FG pct. allowed - ACC game: 28.2 (20-71) vs. Florida State, 1/25/2017
Highest 3-pt pct. allowed: 60.0 (12-20) at Louisville, 2/8/2018
Highest 3-pt pct. allowed - ACC game: 60.0 (12-20) at Louisville, 2/8/2018
Lowest 3-pt pct. allowed: 6.7 (1-15) at Hawaii, 11/25/2019
Lowest 3-pt pct. allowed - ACC game: 9.5 (2-21) vs. Duke, 1/26/2019
Highest FT pct.: 95.2 (20-21) vs. Coppin State, 12/27/2017
Highest FT pct. - ACC game: 91.3 (21-23) vs. Pittsburgh, 2/14/2021
Lowest FT pct.: 0.0 (0-3) vs. Pittsburgh, 1/14/2023
Most free throws made: 41 vs. Georgia State, 11/25/2020
Most free throws attempted: 59 vs. Georgia State, 11/25/2020 (program record)
Fewest free throws made: 0 (3 attempts) vs. Pittsburgh, 1/14/2023
Most assists: 29 vs. Kennesaw State, 12/28/2018
Most assists - ACC game: 27 at Syracuse, 2/28/2023
Fewest assists: 5 at Georgia, 12/19/17, at Tennessee, 11/13/2018, at Florida State, 2/2/2019, vs. Boise State, 12/22/2019; vs. USC, 12/18/2021
Most turnovers: 24 vs. Arkansas, 11/25/2019; Ball State, 12/18/2019; LSU, 12/11/2021
Fewest turnovers: 4 at Pittsburgh, 2/21/2023 (Tied Tech record)
Most blocked shots: 16 vs. Southern, 11/14/2016 (Tech record)
Most steals: 15 vs. North Carolina, 12/31/2016; at Syracuse, 1/13/2019; vs. Kentucky, 12/6/2020; vs. Florida State, 3/13/2021

Kelly's Hot

While Georgia Tech's two transfers provided a foundation for a late-season surge, sophomore guard Miles Kelly amplified it with the hottest streak of his career, averaging 19.8 points over Tech's last eight ACC games (tournament included) while connecting on 47.7 percent of his field goals and 44.3 percent of his three-point attempts.

Kelly made five or more three-point field goals in four straight games prior to FSU (made 4), a feat duplicated by only one other Tech player, Lewis Clinch in 2009. No Tech player has made five or more threes in five straight games.

KELLY'S LAST EIGHT ACC GAMES

Opponent	Min	Pts	FG	3FG	FT
Virginia Tech	37:17	15	6-11	3-6	0-0
at Pittsburgh	37:25	24	8-17	6-13	2-2
Louisville	37:40	19	6-11	5-10	2-2
at Syracuse*	38:35	*30	*10-19	*7-14	3-4
at Boston College	33:28	21	7-14	5-11	2-2
vs. Florida State	36:57	21	7-15	4-10	3-3
vs. Pittsburgh	40:00	16	5-13	3-8	3-3
Averages	37.1	19.8	47.7%	44.3%	94.4%

*career high

Sturdy Sturdivant

Senior point guard Kyle Sturdivant played the best basketball of his career over Georgia Tech's last 12 games, and became indispensable in the wake of an ankle injury that has sidelined the other Yellow Jacket point guard, Deivon Smith, for the last seven games.

The 6-3 native of Norcross, Ga., averaged 12.8 points over the last 12 games, reaching double figures in nine of them. He made 20-of-57 from three-point range (35.1 pct.) over that stretch, and has a 53/19 assist/turnover ratio in his last 10 games.

He accomplished Tech's first point/assist double-double in six years when he scored 11 points with 10 assists on Tech's Senior Day (Feb. 25) victory against Louisville. He scored a career-high 20 points to help the Jackets run away with a 96-76 win at Syracuse.

In Tech's last eight games without Smith, Sturdivant played more than 37 minutes in each game and averaged 13.0 points and 5.5 assists, hitting 44.4 percent of his shots from the floor and 20-of-24 at the free throw line.

Kelly's Leap

The player who has taken the biggest leap from one year to the next this season for Georgia Tech is undoubtedly sophomore Miles Kelly. The 6-6 guard has emerged as one of the ACC's better scorers and one of its top three-point shooters.

Only three players in Tech history have managed to increase their scoring averages by 10 or more points year-over-year, and Kelly fell just shy of becoming the fourth, raising his norm by 9.9 points from his freshman season.

Kelly's points-per-game improvement in his scoring average was the second-best in the ACC this season.

He also posted the third-highest scoring increase among Tech sophomores from their freshman seasons.

DOUBLE-DIGIT SCORING IMPROVEMENT*

Player	+PPG	From	To
Brook Steppe	12.4	6.5 (1978-79)	18.9 (1979-80)
Ben Lammers	10.3	3.6 (2015-16)	14.2 (2016-17)
Anthony Morrow	10.3	5.7 (2004-05)	16.0 (2005-06)
Miles Kelly	9.9	4.5 (2001-02)	14.4 (2022-23)

*from one season to next

Scoring Improvement

Freshman year to sophomore year

Player	+PPG	From	To
Brook Steppe	12.4	6.5 (1978-79)	18.9 (1979-80)
Anthony Morrow	10.3	5.7 (2004-05)	16.0 (2005-06)
Miles Kelly	9.9	4.5 (2001-02)	14.4 (2022-23)
Roger Kaiser*	8.1	14.7 (1958-59)	22.8 (1959-60)
Malcolm Mackey	8.0	7.3 (1989-90)	15.3 (1990-91)
Gani Lawal	7.9	7.2 (2007-08)	15.1 (2008-09)
Matt Harpring	6.5	12.1 (1994-95)	18.6 (1995-96)
Michael Devoe	6.3	9.7 (2018-19)	16.0 (2019-20)
James Forrest	6.2	13.3 (1991-92)	19.5 (1992-93)
Pete Silas*	6.2	11.6 (1950-51)	17.8 (1951-52)
Rich Yunkus*	6.0	24.1 (1968-69)	30.1 (1969-70)
Alvin Jones	5.9	6.8 (1997-98)	12.7 (1998-99)
Brian Oliver	5.3	7.1 (1968-67)	12.6 (1967-68)
B.J. Elder	5.1	9.9 (2001-02)	15.0 (2002-03)

*Sophomore to junior year (ineligible as freshman)

Sophomore Boost

Georgia Tech's sophomore class - Miles Kelly, Deebo Coleman and Jalon Moore - who comprised a 2021 signing class ranked 28th in the nation, expectedly developed into the core group for the Yellow Jackets.

They accounted for 44.9 percent of the team's points (45.4 percent in ACC games) and combined for 43.8 percent of the shots taken from the floor (45.1 percent in ACC games).

Coleman, a Memphis native who was named Mr. Basketball in the state of Florida following his senior year at West Nassau HS, is the highest rated prospect (No. 48) to sign with the Yellow Jackets under Josh Pastner. Kelly, a Stone Mountain, Ga., native who attended Hargrave Military Academy in Virginia following high school, was rated No. 87. Moore was a 3-star prospect out of Birmingham, Ala., ranked No. 120.

Jackets At-A-Glance

Georgia Tech returned eight players who logged significant playing time during 2021-22, as it looked to replace the scoring punch of Michael Devoe and Jordan Usher, who combined to average more than 32 points per game in the Yellow Jackets' 12-20 campaign.

Among the eight key letterwinners returning are two starters from the 2021-22 squad, both seniors in 6-3 point guard Kyle Sturdivant (7.6 ppg, 2.3 apg) and 6-11 center Rodney Howard (6.5 ppg, 5.1 rpg), as well as the backup point guard, 6-1 junior Deivon Smith (5.7 ppg, 2.0 apg) and a rising trio of sophomore perimeter players in 6-6 Dallen "Deebo" Coleman (6.2 ppg), 6-6 Miles Kelly (4.5 ppg) and 6-7 Jalon Moore (2.8 ppg). Junior 6-2 guard Tristan Maxwell and 6-8 junior forward Jordan Meka return to provide additional depth.

Pastner and his staff augmented the eight returnees with a pair of transfers in 6-2 guard Lance Terry (14.3 ppg at Gardner-Webb) and 6-7 forward Ja'von Franklin (12.2 ppg, 7.8 rpg at South Alabama), and over the summer signed a pair of international players - 6-8 forward Freds Pauls Bagatskis from Latvia and 7-foot center Cyril Martynov of Canada.

• Tech's eight returning scholarship players from 2021-22 combined to start 100 games in 2021-22, and logged 53.8 percent of the minutes played.

TECH NOTEBOOK

The Last Time a Jacket...

Scored 30 or more points:

Miles Kelly, 30 at Syracuse, 2/28/2023

Led Tech in scoring off the bench:

Deivon Smith, 15 at Wake Forest, 2/11/2023

Grabbed 15 or more rebounds:

Ja'von Franklin, 19 vs. Florida State, 3/7/2023

Had 10 or more assists:

Ja'von Franklin, 10 at Syracuse, 2/28/2023

Had a point/assist double-double:

Kyle Sturdivant, 11 pts/10 ast vs. Syracuse, 2/25/2023

Had a point/rebound double-double:

Ja'von Franklin, 10 pts/19 reb vs. Florida State, 3/7/2023

Had a triple-double:

Franklin, 14 pts/15 reb/10 ast at Syracuse, 2/28/2023

Played 40 minutes in regulation:

Lance Terry, Ja'von Franklin vs. Florida State, 3/2/2023

Played every minute of an overtime game:

Jose Alvarado (45 minutes/1 OT) vs. Duke, 3/2/2021

Played every minute of a multiple-OT game:

Matt Harpring (50 minutes/2 OT) vs. North Carolina, 2/9/1998

The Last Time the Jackets...

Scored 100 or more points:

vs. Clayton State (103-53) on 1/23/2022

Scored 100 or more points in regulation:

vs. Clayton State (103-53) on 1/23/2022

Scored 100 or more points in consecutive games:

vs. Jackson State (100-70) on 11/13/2006, Georgia State (103-74) on 11/16/2006

Scored 100 or more points twice in one season:

vs. Cornell (116-81), 11/13/2015, Green Bay (107-77) on 11/19/2015

Allowed 100 or more points:

vs. Georgia State (120-123) on 11/25/2020

Allowed 100 or more points in regulation:

vs. Duke (110-57) on 1/4/2017

Shot 60 percent or better:

.607 (34-56) at Georgia, 11/19/2021

Failed to make a three-point basket:

0-for-12 vs. Virginia, 1/22/2015

Did not allow a three-point basket:

0-for-11 vs. Pittsburgh, 3/5/2016

Failed to make a free throw:

0-for-3 vs. Pittsburgh, 1/14/2023

Grabbed 50 or more rebounds:

52 vs. Clayton State, 11/7/2022

Multiple players had a double-double:

Ja'von Franklin (12 pts/12 reb) and Deivon Smith (16 pts/10 reb) at Notre Dame, 1/10/2023

Multiple players had 10 or more rebounds:

Rodney Howard (10) and Jordan Usher (13) at Syracuse, 2/21/2022

Had 25 or more assists:

27 at Syracuse, 2/28/2023

Blocked 10 or more shots:

10 vs. Northern Illinois, 11/17/2022

Had 15 or more steals:

15 vs. Florida State, 3/13/2021

Had fewer than 10 turnovers:

8 at Syracuse, 2/28/2023

Had 5 or more players in double-figures in points:

Deebo Coleman (21), Miles Kelly (15), Lance Terry (14), Kyle Sturdivant (10), Ja'von Franklin (10) vs. Virginia Tech, 2/15/2023

Had 6 players in double-figures in points:

Tristan Maxwell (18), Jalon Moore (15), Kyle Sturdivant (13), Lance Terry (13), Rodney Howard (11), Miles Kelly (10) vs. Alabama State, 12/17/2022

Had two or more players score 20 points:

Lance Terry (24), Miles Kelly (20) vs. Miami, 1/24/2023

Had three or more players score 20 points:

Miles Kelly (30), Lance Terry (24), Kyle Sturdivant (20) at Syracuse, 2/28/2023

Had no player score 10+ points:

Virginia (57-28 loss), 1/22/2015

Allowed no player to score 10+ points:

Hawaii (73-40 win), 12/25/2019

Had no player play 30 minutes:

vs. Alabama State (96-60 win), 12/17/2022

Won by 30 or more points:

Alabama State (96-60), 12/17/2022

Won by 40 or more points:

Kentucky State (98-50), 1/30/2010

Won by 50 or more points:

Clayton State (103-53), 1/23/2021

Lost by 30 or more points:

at Notre Dame (90-56), 2/26/2022

Played an overtime game:

Notre Dame (lost 73-72), 1/10/2023

Defeated a Top 10 team:

#5/5 Louisville (64-58), 2/12/2020

Defeated a Top 25 team:

#15/13 Florida State (80-75), 3/13/2021

Defeated a Top 10 team on the road:

#7/7 Syracuse (67-62), 3/4/2014

Defeated a Top 25 team on the road:

#16/15 Virginia Tech (69-53), 2/23/2015

Had a game postponed (subsequently rescheduled and played):

Syracuse, 12/29/2021 (COVID), played on 2/21/2022

Had a game cancelled:

Alabama A&M, 12/23/2021 (COVID)

Program Trends Under Pastner

• **Less experienced** - According to KenPom.com, Tech ranks No. 255 nationally in Division I experience (average 1.55 years per player) and No. 149 in minutes continuity (46.9 percent), a measure of playing minutes from 2021-22 carrying over to 2022-23. That was significantly lower than the 2021-22 team - No. 162 (average 1.99 years per player) and No. 149 in minutes continuity (52.3 percent), and far below the ACC Championship team of 2021 - No. 4 (2.54 years) and 10 (75.2), respectively.

• **Two fouls in the first half?** No problem. Georgia Tech ranked No. 2 in the nation in two-foul participation at 60.7 percent, a measure of percentage of available minutes played by players with two fouls. Only Little Rock had a higher percentage. Yet Tech had only four players foul out of a game this season, a program record. Tech has ranked No. 6 or higher each of the last six years, leading the nation in this category in 2020 and 2021.

• **Bench minutes** - Josh Pastner expanded his rotation in the last two seasons, ranking No. 227 in minutes played by its reserves (29.1 percent) this season, after coming in at No. 239 (28.4 percent) in 2021-22. Tech's minutes were spread more evenly than at anytime in Pastner's tenure, with only two players averaging 30 minutes, and nine averaging 11 or more minutes per game.

Pastner's Key Metrics

• **Assists to made field goals:** The Jackets assisted on 54.1 percent of their field goals this season (56.3 percent in ACC games), and ranks No. 92 in the nation, according to KenPom.com. Tech assisted on at least 50 percent in 21 games. Tech's nightly goal is to assist on 60 percent of its made field goals, which Tech met eight times this season.

• **Free throws made to opponents' attempts:** Tech's goal each night is to make more free throws than the opponent attempts, which it accomplished seven games. Tech has scored 10.1 points per game from the foul line, just 8.6 per ACC game. Tech was outscored at the stripe by 4.6 points per ACC game. The Yellow Jackets scored 14.4 percent of their points at the stripe (No. 348 in the nation), 12.8 percent in ACC games.

• **Turnovers:** Tech finished the season with a plus-.0.4 turnover margin this season (13 turnovers fewer than its opponents), and won the turnover battle 18 times in 33 games (three ties), primarily because opponents committed an average of just 11.0 per game. Tech's turnover rate of 10.6 per game was its best since turnovers have been tracked (1992-93 season). The Jackets were minus-1.2 in ACC games (ACC foes turned the ball over just 10.1 times per game). Tech's target is 11 or fewer each night, which it met 22 times during the season (compared to 13 times in 2021-22). Under Pastner, when Tech committed fewer turnovers than its opponent, it is 60-41. When it has committed more, it is 45-61.

• **Guard rebounding:** Tech's perimeter players grabbed 649 of 806 defensive rebounds for the season (80.5 percent), compared to 77.1 percent of the total defensive rebounds in 2021-22.

Early Development

Georgia Tech ranked No. 255 in the nation in Division-I experience (1.55 years on average) according to KenPom.com, a metric that takes into account the players' class weighted by minutes played in previous seasons. That ranked 13th in the ACC. Only Syracuse, Duke and Louisville had less experience by that measurement.

Notre Dame (3), Virginia (4), Pittsburgh (17), North Carolina (25), Miami (27), NC State (46) and Wake Forest (60) all had D-I experience averages above 2.5 years.

Tech's top eight returning players combined to start only 69 games 2021-22, Kyle Sturdivant and Rodney Howard combined for 53 of those starts after having started a total of 12 games previously.

Incoming transfers Ja'von Franklin and Lance Terry

started 31 games each in 2021-22 at South Alabama and Gardner-Webb, respectively, but only six combined before that. They represented the top two career scorers on the Yellow Jackets roster - Terry beginning the season with 598 points and Franklin with 419. Sturdivant was Tech's top returning scorer with 376.

Wire-to-Wire

Though he employed a tight playing rotation in his first five seasons at Georgia Tech, reminiscent of the way Bobby Cremins coached the Yellow Jackets over his 19 seasons, head coach Josh Pastner has expanded his rotation since the beginning of last season, utilizing nine players on a regular basis, sometimes 10, reflecting deeper talent on the Tech roster.

Only two of Pastner's Tech teams (2017-18, 2018-19) ranked higher in bench minutes than this year's squad - No. 226 nationally at 29.7 percent, and Tech's rate exceeded the national average only once in Pastner's seven seasons.

Tech's minutes were spread more evenly this season than at anytime in Pastner's term; only two players averaged as many as 30 minutes per game, and nine averaged more than 11.

Over Tech's last eight games, the rotation shortened to six players, with the five starters playing nearly 93 percent of the minutes.

A Yellow Jacket played all 40 minutes of a game 11 times this season (Lance Terry six times; Deebo Coleman three times, Ja'von Franklin three times, Miles Kelly once), all but one of those occurring after Feb. 1.

Miles Kelly was the highest ranked Tech player in usage rate (81.4 pct., No. 256 nationally), according to KenPom.com. For comparison, Jose Alvarado had a 90.5-percent usage rate and ranked 24th nationally in 2020-21, and Michael Devoe had an 82.5-percent usage rate and ranked No. 188 last season.

Also, Tech's bench contributed more points than its opponent in 16 of 33 games, and ranked No. 3 in the ACC in that stat at 16.9 points per game.

BENCH MINUTES UNDER PASTNER

Year	Pct.	Nat'l Rank	Natl Avg.
2022-23	29.1	226	30.5
2021-22	28.4	239	30.7
2020-21	20.1	336	31.0
2019-20	26.5	267	30.3
2018-19	33.5	89	30.3
2017-18	30.1	210	31.5
2016-17	24.6	323	31.9

Extending its Range

Georgia Tech has lived and succeeded by playing excellent defense during its time under Josh Pastner, and also has steadily improved offensively over that time as the Yellow Jackets acquired better outside shooters.

Tech posted its highest national rankings the last three seasons in both percentage of field goal attempts taken from beyond the three-point arc and in percentage of points scored on three-pointers.

3-POINT RELIANCE UNDER PASTNER

Percentage of 3FA/FGA according to KenPom.com and percentage of points scored from 3-point FG

Year	3PA/FGA	Rank	%Points	Rank
2022-23	38.9	135	34.4	81
2021-22	34.6	251	30.5	204
2020-21	36.4	202	29.6	205
2019-20	29.6	324	22.5	336
2018-19	33.4	303	25.3	326
2017-18	27.7	335	22.3	336
2016-17	24.6	349	20.1	345

TECH NOTEBOOK

Tech in the NBA / G League

Player (years at Tech)	Team
Jose Alvarado (2017-21)	New Orleans Pelicans
James Banks III (2018-20)	Texas Legends
Michael Devoe (2018-22)	Ontario Clippers
Derrick Favors (2009-10)	free agent
Josh Okogie (2016-18)	Phoenix Suns
Thaddeus Young (2006-07)	Toronto Raptors
<i>*waived by Houston prior to the beginning of the season</i>	

Tech Alumni Elsewhere

Player (years at Tech)	Current/Most Recent Team
Tony Atkins (1998-2002)	SK Knights (South Korea)
Brandon Alston (2017-19)	Batumi (Georgian Superleague)
Alade Aminu (2005-09)	Gigantes de Carolina (Puerto Rican BSN)
Will Bynum (2004-06)	Bivouac/Big 3 (USA)
Demarco Cox (2014-15)	Quimper (France)
Mouhammad Faye (2006-08)	Promithias (Greece)
Marcus Georges-Hunt (2012-16)	Kuwait (Kuwait DI)
Dion Glover (1997-99)	Bivouac/Big 3 (USA)
Trae Golden (2013-14)	Bahcesehir Koleji Istanbul (Turkey)
Abdoulaye Gueye (2014-19)	Samsunspor (Turkish BTL)
Josh Heath (2014-17)	Leuven Bears (Belgium)
Evan Jester (2018-20)	Team Miami (Eurobasket S League)
Tadic Jackson (2014-18)	Sentjurj (Slovenia)
Ben Lammers (2014-18)	ALBA Berlin (Germany)
Gani Lawal (2007-10)	Rina Basket (Russia Superleague I)
Anthony McHenry (2001-05)	Shinshu BW (Japan)
Daniel Miller (2009-14)	Levanga Hokkaido Sapporo (Japan)
Charles Mitchell (2014-16)	Obera (Argentinian La Liga)
Anthony Morrow (2004-08)	Bivouac/Big3 (USA)
Zachery Peacock (2006-10)	FOS Provence (France)
Shembari Phillips (2018-20)	Baskets Koblenz (Germany)
Glen Rice, Jr. (2009-12)	Power (Big3)
Robert Sampson (2013-15)	Tokyo HT (Japan B3 League)
Avi Schafer (2017-19)	Mikawa Sea Horses (Japan)
Adam Smith (2015-16)	Bilbao (Spain)
Jeremis Smith (2004-08)	Biqua (Uruguay)
Jordan Usher (2019-22)	Besiktas Basketbol (Turkey)
James White (2015-16)	Mauricio Baez (Dominican Republic)
Moses Wright (2017-21)	Zhejiang Golden Bulls (China)

Former Tech Players in Coaching

Player (years at Tech)	Current Position
Kenny Anderson (1989-91)	Fisk University HC
Ty Anderson (2006-09)	Wofford AC
Rod Balanis (1990-94)	Howard AC
Anthony Byrd (1981-84)	Knightdale (N.C.) HS HC
Shaun Fein (1999-2001)	L.A. Clippers AC
Jarrett Jack (2002-05)	Phoenix Suns AC
Winston Neal (1999-01)	Columbia State (Tenn.) HC
Fred Vinson (1992-94)	New Orleans Pelicans AC
Mfon Udofia (2009-13)	College Park (G League) AC

Former Tech Coaches in Coaching

Coach (years at Tech)	Current Position
Amir Abdur-Rahim (2011-12)	Kennesaw State HC
Sherman Dillard (1988-94)	Iowa AC
Chad Dollar (2011-16)	Cincinnati AC
Bruce Evans (2012-16)	North Florida AC
Brian Gregory (2011-16)	South Florida HC
Tavaras Hardy (2016-18)	Loyola-Maryland HC
Paul Hewitt (2000-11)	Ontario (G League) HC
Chris Kreider (2007-09)	SMU AC
Darryl LaBarrie (2010-11, 2016-18)	Ontario (G League) AC
Robert McCullum (2010-11)	Florida A&M HC
Mamadou N'Diaye (2014-16)	Central Florida AC
Billy Schmidt (2011-14)	Chicago Bulls AC
Cliff Warren (2000-05)	SMU AC
Charlton Young (2005-09)	Florida State AC

Assisted Living

Georgia Tech coach Josh Pastner preached and prodded his Yellow Jackets on ball and player movement and hard cutting from the first time he got his team on the practice court. His primary measuring stick on how well the Jackets perform offensively is their ratio of assists to made field goals.

Until the current season, Tech had consistently been above the national average and maintained a high rate in ACC games. The Yellow Jackets finished the 2021-22 season ranked No. 122 at 53.1 percent. The Jackets finished the 2020-21 season No. 53 nationally at 57.1 percent and held the second-highest mark in ACC games only (58.8 pct.).

Tech has improved its assist/made FG ratio in conference play this season, assisting on 56.2 percent of made field goals this season (No. 4 in the ACC).

Tech's top assists-to-made field goals ratios: 1987-88 – 68.3; 1988-89 – 65.9; 1986-87 – 65.8; 1992-93 – 65.0; 1985-86 – 64.8; 2000-01 – 62.9; 1999-00 – 62.9; 2016-17 – 62.6.

ASSISTS TO MADE FG UNDER PASTNER

Year	A/FGM	Nat'l Rank	Natl Avg.	Vs. ACC
2022-23	54.0	92	50.9	56.2
2021-22	53.1	122	50.9	53.1
2020-21	57.1	53	51.8	58.8
2019-20	53.3	139	51.5	58.0
2018-19	57.4	46	51.9	56.4
2017-18	54.3	119	52.3	53.9
2016-17	62.4	13	52.4	63.2

Build the Wall

Due to its ability to play creative versions of both zone and man-to-man to keep opponents off-balance, Georgia Tech has been able to rely on its mixture of defenses to win games over Josh Pastner's tenure at Tech.

Tech, which lacked frontcourt size (only one rotation player taller than 6-7), ranked No. 149 (103.9 points per 100 possessions), according to KenPom.com, its lowest ranking and highest efficiency rating since the website began tracking in 1997.

Tech, however, limited three of its last four foes under 100 points per 100 possessions, led the ACC in three-point percentage defense and ranked No. 17 nationally.

ACC ALL-DEFENSIVE TEAM PLAYERS UNDER PASTNER

2017	Ben Lammers, C (Defensive Player of the Year)
2018	Ben Lammers, C
2019	James Banks III, C
2020	James Banks III, C
2021	Jose Alvarado, G; Moses Wright, C (Defensive POY)

Building Depth

The upward progress of Georgia Tech's program is evident in the development of its recruiting classes under head coach Josh Pastner, each of whom has played significant minutes and made significant contributions on the ACC level. Though not highly-rated in terms of rankings, the players have a wide range of skills and have developed into consistent conference-level performers for the next couple of years.

Evidence of that is apparent in the fact that Pastner has consistently played eight to 10 players in his rotation the last two seasons after generally keeping Tech's rotation to no more than seven or eight in his first five seasons. Nine Yellow Jackets averaged double-digit minutes in ACC play this season.

a. The 2017-18 class of **Jose Alvarado**, **Evan Cole** and **Moses Wright** combined to start 205 games (Cole graduated and transferred after the 2020-21 season). Alvarado and Wright started every game of the 2020-21 season (except for the NCAA Tournament game against Loyola which Wright missed) and were the Jackets' top two scorers and played the most minutes. Wright became Georgia Tech's first ACC Player of the Year since 1990, and Alvarado was named the ACC's Defensive Player of the Year.

b. The 2018-19 class of **Michael Devoe**, **Khalid Moore** and **Kristian Sjolund** combined to start 213 games (Sjolund redshirted before transferring out after the 2019-20 season). Devoe started 106 games over his four seasons, was the Jackets' No. 3 scorer in 2020-21 and No. 1 in 2021-22, was named the ACC Tournament MVP in 2021 and third-team All-ACC in 2021-22. Moore started 63 games in his career and was a key contributor in ways that don't always show up in the box score.

c. **James Banks III**, who transferred from Texas, and **Jordan Usher**, a transfer from Southern California, started 54 games, contributed 17.7 points, 12.0 rebounds and played 56.2 minutes per game in 2019-20. Banks moved on to play professionally and is in the G League with the Dallas Mavericks affiliate in Texas, while Usher started all but one game over two-plus seasons and was the Jackets' No. 2 scorer in 2021-22.

d. Next up - Tech's 2021 signing class of **Deebo Coleman**, **Miles Kelly** and **Jalon Moore**, a class ranked as high as No. 28 nationally, served notice as the core of the team the next few years. They combined to average 40 minutes and 8.3 points per game as freshmen in 2021-22, and averaged 83.6 minutes and 31.3 points per game combined in 2022-23.

Tech All-Time vs. the ACC

Opponent	Overall	in ACC	Tourney	In McCamish Pavilion	In Opponent Current Venue	Current Streak
Boston College	19-12	15-11	1-3	4-1	6-6	Won 5
Clemson	67-77	39-54	4-1	6-5	9-42	Lost 3
Duke	24-77	20-65	3-7	1-5	5-38	Lost 2
Florida State	33-45	23-31	2-2	3-3	9-18	Won 1
Louisville	15-26	2-10	0-1	2-4	0-5	Won 1
Miami	13-16	11-15	1-1	3-4	4-7	Won 1
North Carolina	27-72	25-58	5-4	1-5	5-27	Lost 3
NC State	44-58	36-44	3-3	2-4	7-11	Lost 1
Notre Dame	13-15	7-13	0-1	7-3	1-10	Won 1
Pittsburgh	12-8	7-8	0-2	5-2	2-4	Lost 3
Syracuse	8-9	6-6	--	4-2	3-5	Won 1
Virginia	40-47	38-46	5-5	2-5	1-10	Lost 10
Virginia Tech	9-22	7-18	1-3	3-5	2-11	Won 1
Wake Forest	46-42	45-40	0-4	6-1	10-21	Lost 2

TECH NOTEBOOK

Career Games With ...

Led Tech in Points	2022-23	Career
Deebo Coleman	3	4
Ja'von Franklin	5	5
Miles Kelly	11	12
Tristan Maxwell	2	3
Jalon Moore	3	3
Deivon Smith	4	4
Kyle Sturdivant	2	3
Lance Terry	5	5

Led Tech in Rebounds	2022-23	Career
Rodney Howard	4	11
Ja'von Franklin	18	18
Jalon Moore	8	8
Deivon Smith	4	4

Double-Figure Points	2022-23	Career
Deebo Coleman	14	21
Ja'von Franklin	19	+39
Rodney Howard	3	14
Miles Kelly	25	28
Tristan Maxwell	2	3
Jalon Moore	13	14
Deivon Smith	10	21
Kyle Sturdivant	14	26
Lance Terry	13	#46
+includes 22 at South Alabama; #includes 33 at Gardner-Webb		

20-plus Points	2022-23	Career
Deebo Coleman	1	1
Ja'von Franklin	1	+4
Miles Kelly	7	7
Tristan Maxwell	-	1
Kyle Sturdivant	1	1
Lance Terry	2	#6
+includes 3 at South Alabama; #includes 5 at Gardner-Webb		

30-plus Points	2022-23	Career
Miles Kelly	1	1

10-plus Rebounds	2022-23	Career
Ja'von Franklin	11	+20
Rodney Howard	3	6
Deivon Smith	3	4
+includes 9 at South Alabama		

Double-Doubles	2022-23	Career
Rodney Howard	2	5
Ja'von Franklin	10	+18
Deivon Smith	3	3
Kyle Sturdivant	*1	*1
+includes 8 at South Alabama		
*points and assists		

Triple-Doubles	2022-23	Career
Ja'von Franklin	1	1

Tech Among ACC Leaders

All Games	Player	#	Rank
Assist/TO ratio	Deivon Smith	2.78	3
	Kyle Sturdivant	2.08	7
Blocks per game	Ja'von Franklin	1.62	4
Rebounds per game	Ja'von Franklin	8.1	6
Steals per game	Ja'von Franklin	1.44	8
Off. rebs. per game	Ja'von Franklin	3.19	3
3-pt FG pct.	Miles Kelly	.379	5
3-pt FG per game	Miles Kelly	2.70	6
3-pt FG made	Miles Kelly	89	4

Five-Star Player Development

Notable player development successes over the past four seasons include **Josh Okogie**, **Ben Lammers**, **Abdoulaye Gueye**, **James Banks III**, **Jose Alvarado**, **Moses Wright**, **Michael Devoe** and **Jordan Usher**, who maximized their skill sets and their production and are now all playing professionally either in the United States or abroad.

Josh Okogie went from being ranked 11th in the state as a HS senior to a first-round NBA draft pick, and is now in his fifth season in the NBA. Gueye, a 6-9 forward, developed from a project player into an ACC-level contributor, and graduate transfer Brandon Alston had similar statistical numbers at the ACC level as he compiled in two seasons at Lehigh, and both are now playing professionally overseas.

James Banks III, a 6-10 center, made the ACC's All-Defensive team twice in two years and finished his career No. 8 in blocked shots at Tech. He has played two seasons with the Texas Legends in the G League.

Jose Alvarado, a three-star guard out of Brooklyn, N.Y., who started as a freshman, improved his scoring, shooting and ballhandling every year as a Yellow Jacket, finishing his career with 1,429 points and ranking among the top 10 in Tech history in assists, steals and three-point field goals. He became the ACC's Defensive Player of the Year and a second-team All-ACC choice in 2021, and is now on the roster of the NBA's New Orleans Pelicans.

Moses Wright, an unheralded and unrated prospect from Raleigh, N.C., became a stalwart in the Tech lineup as a junior and the ACC Player of the Year as a senior. The 6-9 forward was Tech's leading scorer and rebounder on an ACC Championship squad and also made the conference all-defensive team. He was signed to the Los Angeles Clippers G League affiliate as a free agent, then signed a two-way contract with the Dallas Mavericks midway through the 2021-22 season. He is now playing in China.

Michael Devoe, a four-star prospect out of Orlando, Fla., came to Tech as a heralded scorer and outside shooter, but developed into a much more rounded player by his senior year, when he led the Jackets in scoring and assists and was the team's third-leading rebounder and second-leading steal artist. As a senior, he was one of only nine players in Division I to average 17.9 points, 4.9 rebounds, 3.1 assists and 1.4 steals. Devoe played in the L.A. Clippers' summer league team and currently plays for its G League team.

Jordan Usher, a four-star prospect from Canton, Ga., who played at Southern California for his first two seasons, started all but one game over two-plus seasons at Tech and was the Jackets' No. 2 scorer in 2021-22. He is now playing professionally in Turkey.

Winning Starts at Home

Georgia Tech and head coach Josh Pastner have worked to make McCamish Pavilion a real homecourt advantage for the program, and the Yellow Jackets made a good start on that by setting a program record for wins at home (17) in 2016-17, including a 7-2 ACC record and two NIT victories.

Tech was 37-29 against ACC teams at home under Pastner, including a 9-11 mark against ranked opponents.

Tech was 80-42 at McCamish Pavilion under Pastner, and has compiled a 123-68 record since the building opened for the 2012-13 season.

Offense/Defense Under Pastner

Source: KenPom.com (Nat'l rank in parentheses)

Year	Tempo	Off. Eff.	Def. Eff.
2022-23	66.6 (212)	104.4 (182)	103.9 (149)
2021-22	68.0 (117)	100.4 (225)	99.2 (110)
2020-21	67.3 (223)	113.7 (22)	96.2 (68)
2019-20	70.0 (88)	103.0 (171)	91.8 (16)
2018-19	66.8 (225)	101.7 (228)	96.5 (43)
2017-18	66.1 (227)	103.6 (197)	98.7 (61)
2016-17	68.2 (179)	100.0 (259)	91.0 (6)

Welcome to The Hank

Georgia Tech has played 10 seasons in McCamish Pavilion, which was essentially brand new when it opened for the 2012-13 season. The only physical elements of McCamish Pavilion that remain from the venerable Alexander Memorial Coliseum are the roof and the 32 steel ribs that support it.

The capacity of McCamish Pavilion is 8,600, including 1,665 seats in the new balcony level and 6,935 seats in the lower seating bowl. There are no suites, but there is a club area that seats 500. Alexander Memorial Coliseum seated 9,191 spectators in its final configuration.

The most impressive features of McCamish Pavilion are its grand entrance, which fronts 10th and Fowler Streets, the ability for patrons to view the court from the main concourse all the way around, and the theatrical lighting system, which concentrates light on the court while leaving the seating areas dark, modeled after the Staples Center in Los Angeles and Madison Square Garden in New York.

Tech played 55 seasons in Alexander Memorial Coliseum, compiling a record of 556-194 (.741). Miami was the last team to play Tech in Alexander Memorial Coliseum, a game Tech won, and was the first ACC team to play in McCamish Pavilion on Jan. 5, which Miami won. For the 2011-12 season, Tech played its home games at Philips Arena and the Arena at Gwinnett.

Three Tech Alumni on NBA Rosters

Since 1982, Georgia Tech has produced 19 first-round NBA draft picks and 46 draft picks overall. A total of 42 Georgia Tech alumni have played in the NBA.

Three former Georgia Tech players opened the 2022-23 season on NBA rosters - Jose Alvarado in his second season with the New Orleans Pelicans, Josh Okogie in his first season with the Phoenix Suns after playing four years in Minnesota, and Thaddeus Young, a 15-year NBA veteran beginning his first full season with the Toronto Raptors.

Derrick Favors, a 10-year NBA veteran who found himself a free agent at the beginning of the 2022-23 season, signed a 10-day contract with the Atlanta Hawks on Jan. 11 and re-entered free agency when it expired.

Moses Wright, who was on the Dallas Mavericks roster last season, signed a contract to play in China and is enjoying a successful season there.

Two other former Yellow Jackets are on G League rosters. Former center James Banks III is a member of the Texas Legends, the Mavericks' affiliate, while Michael Devoe, who graduated from Tech last spring, plays for the Ontario (Calif.) Clippers.

TECH NOTEBOOK

McCamish Pavilion 411

Name: McCamish Pavilion (mc-CAM-ish), named for Atlanta insurance executive Hank McCamish who gave the lead gift for the facility

Capacity: approximately 8,600 (6935 court level, 1665 balcony level)

Cost: \$50 million

Contractor: Whiting-Turner

Architect: Populous

Cremens Court: the court remains named for the former Tech head coach

Alexander Courtyard: located at the Fowler Street entrance, honors the former Tech director of athletics and the history of the former Tech home arena named for him

Grand entrance: 10th and Fowler Streets, foyer includes graphic representations of retired jerseys and Tech's two Final Four appearances

Other entrances: West entrance off Fowler Street (students and media), East entrance from main arena parking (for club patrons)

Features: center-hung scoreboard and video boards, mezzanine fascia ribbon boards, theatrical lighting, primarily chairback seating, club area

Facts and Dates

- 2,500 cubic yards of concrete removed
- 3,000 cubic yards of concrete installed
- 500 tons of new steel installed
- Over 1 mile of new railing installed
- 20,000 gallons of paint used
- 2,000 feet of new mechanical piping
- 2,500 feet of new ductwork
- \$4M in new audio-visual and scoreboards
- 50 TV's throughout the concourse and Callaway Club
- Farthest distance material has traveled to get on site: 4,835 miles
- Shortest distance material has traveled to get on site: 1 mile
- Number of Tech alumni involved in the project: over 100
- Number of days construction took: 520
- Number of 1950's old style Coke bottles found while installing the underground foundations: 11
- Number of new staircases: 13
- Number of new sports lights for the competition floor: Over 300
- 270-degree court view from concourse

Groundbreaking: May 5, 2011

Opening: October, 2012

First public event: Oct. 21, 2012 - Jacket Jam (men's and women's scrimmages)

First men's game: Nov. 9, 2012 vs. Tulane

Head coaches: Brian Gregory of Georgia Tech, Ed Conroy of Tulane

Officiating crew: Karl Hess, Gary Maxwell, Raymond Styons

TV announce crew: Tom Werme, Cory Alexander (ACC Network, syndicated over-the-air iteration)

First Tech points: Marcus Georges-Hunt (2 FT, 18:13, 1st half)

First basket: Tulane's Josh Davis (18:44, 1st half)

Attendance: 8,600 (sellout)

First women's game: Nov. 11, 2012 vs. Tennessee

Tech played 55 seasons in Alexander Memorial Coliseum, compiling a record of 556-194 (.741). Miami was the last team to play Tech there, a game Tech won, and was the first ACC team to play in McCamish Pavilion, which Miami won. For the 2011-12 season, Tech played its home games at Philips Arena and the Arena at Gwinnett.

Arts and Letters

Beginning with Moe Miller and Lance Storrs in the summer of 2011, every four-year senior in the Georgia Tech program has graduated, with the exception 2019 senior Ben Lammers, who is playing pro ball overseas and needs to complete one course, and 2021 senior Jose Alvarado, who likewise needs to complete one course

Eleven different Georgia Tech players have made the ACC All-Academic team since it was established in 2011, with Marcus Georges-Hunt and Tadic Jackson making it twice.

Tech's men's basketball team has recorded the highest Academic Progress Report scores the last five years since the NCAA began tracking academic performance in 2004-05. The Jackets scored a perfect team single year APR score of 1000 three straight years from 2011-13.

BASKETBALL GRADUATES

2012 - Derek Craig, Nick Foreman

2013 - Mfon Udofia, Pierre Jordan (Master's), Brandon Reed

2014 - Kammeon Holsey, Daniel Miller, Jason Morris

2015 - Robert Sampson

2016 - Marcus George-Hunt, Travis Jorgenson

2017 - Josh Heath, Corey Heyward, Kellen McCormick (Master's), Jodan Price (Master's), Rand Rowland, Quinton Stephens

2018 - Tadic Jackson, Ben Lammers

2019 - Abdoulaye Gueye, Sylvester Ogbonda, Brandon Alston (Master's)

2020 - Evan Cole

2021 - Shembari Phillips, Malachi Rice, Moses Wright

2022 - Michael Devoe, Khalid Moore, Bubba Parham

Tech's NCAA Tournament History

Georgia Tech has played in the NCAA Tournament 17 times in its history. Sixteen of those appearances have occurred from 1985 to the present, 10 under Bobby Cremins and five under Paul Hewitt.

The most recent was 2021, when the Yellow Jackets won the ACC Championship and earned an automatic bid, then fell 71-60 to Loyola Chicago in the opening round of the Midwest Regional.

That ended an 11-year hiatus from the NCAA Tournament that dated back to 2010, when the Yellow Jackets defeated Oklahoma State in the first round before losing to Ohio State in the round of 32 of the Midwest Regional.

Tech has a record of 23-17 in NCAA Tournament play, highlighted by its 2004 trip to the NCAA title game as well as a Final Four berth in 1990. The Yellow Jackets have reached the NCAA Sweet 16 seven times (1960, 1985, 1986, 1990, 1992, 1996, 2004).

The 2004 and 2005 appearances were Tech's' first back-to-back appearances since Bobby Cremins led the Institute to the Big Dance nine straight years from 1985-93.

Georgia Tech has won at least one game in 11 of its 17 previous NCAA Tournament appearances.

Tech's ACC Tournament History

Georgia Tech has played in 43 ACC Tournaments (did not play in 2020 due to NCAA sanctions), and has a 29-39 all-time record in the event. The Yellow Jackets have won four championships, in 1985 (Atlanta), 1990 (Charlotte), 1993 (Charlotte) and 2021 (Greensboro).

Tech has been a runner-up four times (1986, 1996, 2005, 2010). The 1986, 1996 and 2010 runs to the finals occurred in Greensboro. Tech also made the finals in 2005 at the Verizon Center in Washington, D.C.

Tech was 0-2 in the ACC Tournament under coach Dwane Morrison, 15-16 under Bobby Cremins (including all three titles), 9-11 under Paul Hewitt (runner-up in 2005 and 2010), 2-5 under Brian Gregory, and 3-5 under Josh Pastner.

Tech did not play in the 2020 tournament while serving an NCAA postseason ban.

BIO UPDATES

Head Coach Josh Pastner • 7th season at Tech

After leading Memphis to five post-season berths in seven seasons as the Tigers' head coach, Josh Pastner became Georgia Tech's 14th head basketball coach on April 8, 2016 and within a five-year period, returned the Yellow Jackets to the NCAA Tournament and coached the program to its first Atlantic Coast Conference championship in 28 years.

Implementing a high-energy style of play and creative offensive and defensive schemes, and building the Jackets' talent base for the future, Pastner has established the Yellow Jackets as one of the top defensive teams in the nation year-in and year-out, while he and his staff have steadily improved the team's offense to be ranked in the top half of the ACC. Those efforts, as well as improving efforts in recruiting, produced Georgia Tech's first ACC Championship since 1993 and its first berth in the NCAA Tournament in 11 years in the 2020-21 season.

Pastner has tirelessly promoted the program on campus and throughout the city of Atlanta in an effort to re-create the major homecourt atmosphere that surrounded the Yellow Jackets throughout the 1980s, 1990s and into the middle of the 2000s. The result has been numerous wins, high excitement and 13 sellouts in four pre-pandemic seasons at McCamish Pavilion, and a school-record 11 consecutive home ACC wins over the 2019-20 and 2020-21 seasons.

Six of his players — guards Josh Okogie, Jose Alvarado and Michael Devoe, as well as frontcourt players Ben Lammers, James Banks III and Moses Wright — have earned ACC honors during his tenure. Wright was named the ACC Player of the Year, Tech's first since 1990, and Alvarado the ACC's Defensive Player of the Year in the 2020-21 season. Okogie, in particular, developed from an under-the-radar high school prospect into a highly-regarded NBA prospect, having played three years in the league, while Lammers and Banks have gone on to play professionally overseas. Alvarado and Wright, though undrafted following their senior seasons, wound up on NBA rosters in the 2021-22 season.

In his fifth year at the helm in 2020-21, Pastner guided Georgia Tech to the ACC Championship, the Yellow Jackets' first since 1993, and a berth in the NCAA Tournament, the first since 2010. The Jackets also earned their highest regular-season ACC finish and tournament seed (4th for both) since the program's national-runner-up team in 2004. Tech's 17-9 overall record was its best by winning percentage since 2004, and its 11-6 ACC record was the fourth-highest by winning percentage in the program's 42-year history in the conference. Tech achieved its highest rankings under Pastner in such categories as offensive efficiency, scoring, field goal percentage, three-point percentage and fewest turnovers, while maintaining its high level of play on the defensive end of the court.

That came on the heels of a successful 2019-20 campaign, in which the Yellow Jackets posted a 17-14 record, winning nine of its last 12 games, including six of the last seven. Tech finished with the program's first winning ACC record since 2004, its highest ACC finish since 2005 (fifth) and its most conference victories (11-9 record) since 1996.

Pastner, 45, compiled a 167-73 record over seven seasons as the head coach at Memphis, where the Tigers earned bids to the NCAA Tournament four times. Pastner's Memphis teams averaged 23.9 wins per season and compiled a conference regular-season record of 82-36, including a conference winning streak of 28 games. The Tigers went 11-4 in Conference USA and American Athletic Conference tournaments, including three championships.

He guided Memphis to five post-season berths, the NIT in 2010 and the NCAA Tournament in 2011, 2012, 2013 and 2014. Pastner twice won Conference USA Coach of the Year honors (2010, 2013) by various organizations and news media.

Pastner was born in Glen Dale, W.Va., and grew up in Kingwood, Texas. He earned his bachelor's degree in family studies in December of 1998, in just two and a half years, from Arizona and his master's degree in teaching and teacher education from Arizona in December of 1999, all while lettering four years in basketball under head coach Lute Olson.

He married the former Kerri Lamas of Sierra Vista, Ariz., in 2009. He has a stepson (Ethan), three daughters, Payten, Kamryn and Harper, and a son, Cason.

Pastner as a Head Coach

Season	School	Overall	Conference	Postseason
2009-10	Memphis	24-10	13-3/2nd	NIT second round
2010-11	Memphis	25-10	10-6/4th	NCAA Tournament
2011-12	Memphis	26-9	13-3/1st	NCAA Tournament
2012-13	Memphis	31-5	16-0/1st	NCAA Tournament, round of 32
2013-14	Memphis	24-10	12-6/t-3rd	NCAA Tournament, round of 32
2014-15	Memphis	18-14	10-8/t-5th	
2015-16	Memphis	19-15	8-10/7th	
at Memphis	7 years	167-73	82-36	
2016-17	Georgia Tech	! 21-16	! 8-10/11th	NIT finals!
2017-18	Georgia Tech	! 13-19	6-12/13th	
2018-19	Georgia Tech	14-18	6-12/10th	
2019-20	Georgia Tech	17-14	11-9/5th	
2020-21	Georgia Tech	17-9	11-6/5th	ACC Champions, NCAA Tournament
2021-22	Georgia Tech	12-20	5-15/14th	
2022-23	Georgia Tech	15-18	6-14/13th	
at Georgia Tech	7th year	! 109-114	! 53-78	
Career	14th year	! 276-187	! 135-114	

! On-court record (22 wins and one loss from 2016-17 and 2017-18 seasons, as well as Tech's NIT appearance, vacated by the NCAA Committee on Infractions)

Pastner Resume

- Head coach, Georgia Tech (2016-present)
- Head coach, Memphis (2009-16) - 4 NCAA Tournaments, 1 NIT, 4 Conference USA titles
- Assistant coach under John Calipari, Memphis (2008-09) - NCAA Sweet 16, C-USA champions
- Assistant coach under Lute Olson, Arizona (2002-08) - 6 NCAA Tournaments, 2 Pac-10 titles
- Basketball staff assistant under Lute Olson, Arizona (2000-02) - Pac-10 champions in 2002
- Played collegiately for Lute Olson, Arizona (1996-2000) - 4 NCAA Tournaments, 1997 National Champions, 2 Pac-10 titles

Coaching Staff

ANTHONY WILKINS

Associate Head Coach • 5th season at Tech

Anthony Wilkins, an Atlanta native who spent the past five seasons on the coaching staff at Tulane University, joined Georgia Tech's basketball staff in June of 2018.

Wilkins, 43, served as an assistant coach for four seasons at Tulane after serving as director of basketball operations during his first year with the Green Wave. At Tulane, Wilkins handled game strategy and scout prep responsibilities along with player development and recruiting duties. He also had six years of professional playing experience prior to entering the coaching world.

Focusing his on-court efforts with Tech's offense, the Yellow Jackets have made significant strides in his three seasons on The Flats, helping elevate the Jackets into the top half of the ACC in scoring, field goal percentage, three-point shooting and ballhandling. In 2020-21, Tech achieved its highest national ranking on offensive efficiency (23rd according to KenPom.com), and its highest ACC rankings in scoring (6th), field goal percentage (2nd), three-point percentage (3rd) and fewest turnovers (3rd). He helped develop Tech's guard tandem of Jose Alvarado and Michael Devoe into two of the ACC's top 10 scorers, and is credited with developing the perimeter skills of Moses Wright, the ACC Player of the year in 2021.

JULIAN SWARTZ

Assistant Coach • 7th season at Tech

A 21-year coaching veteran, including 13 years on the NCAA Division I level, Julian Swartz was named an assistant coach on Josh Pastner's staff in August of 2018.

Swartz, 43, is responsible for on-court development of Tech players and focuses his efforts on the Yellow Jackets' defensive schemes as well as handle recruiting responsibilities. He helped guide Tech's defense to a national ranking of No. 37 in efficiency in 2018-19 and No. 17 in 2019-20, according to KenPom.com, and the Yellow Jackets also ranked among the top 15 in effective field goal percentage and three-point defense. In 2020-21, Tech used its trademark defenses in a completely different way, becoming the top team in the ACC and one of the best in the nation in forcing turnovers and steals to boost its offense.

Swartz's recruiting efforts have been central to the Jackets' last two recruiting classes, and he has been ranked No. 6 among college basketball recruiters by 247Sports. Tech's 2021 class of guards Dallen "Deebo" Coleman and Miles Kelly and forward Jalon Moore was ranked the 15th-best in the nation.

BRIAN ESKILDSEN

Assistant Coach • 1st season at Tech

Brian Eskildsen, who helped Harvard to three Ivy League championships, a trip to the NCAA tournament in 2015 and NIT berths in 2018 and 2019, joined Georgia Tech's men's basketball staff as assistant coach in June, 2022.

A 13-year veteran in Division I basketball, Eskildsen has spent his entire career working at high-level academic institutions that enjoyed success, including Rice and Stanford before landing at Harvard.

Eskildsen, 34, spent eight seasons at the Ivy League institution under head coach Tommy Amaker, helping the Crimson capture conference championships in 2015, 2018 and 2019. Harvard was in position to win another Ancient Eight title and a potential NCAA Tournament bid in 2020, compiling a 21-8 record and a runner-up finish in the Ivy regular season before COVID-19 abruptly ended that season.

During his time in Cambridge, eight Harvard players earned All-Ivy League recognition, three of them more than once, and the Crimson scored power conference wins over Auburn, Brigham Young, California, Georgetown and Texas A&M. Harvard averaged nearly 18 wins per season (not counting the cancelled 2020-21 season), winning 18 or more games five times and winning 10 or more Ivy games five times.

BIO UPDATES (see game-by-game stats and career highs in stat pack)

12 • Freds Pauls Bagatskis • F • 6-8 • 180 • Fr.

- Name pronounced "Fred Paul buh-GOT-skis" (no S when speaking first two names)
- Played in nine games, including five ACC games ... Hit a three-point field goal at Louisville (1-for-3)
- Played the final 3:03 of Tech's game against Marquette and scored his first college points on a three-point basket with one second on the clock
- Reputation is an excellent shooter with length and athletic ability, and has a wealth of international basketball experience ... Joined the Yellow Jackets as a freshman for the fall semester
- Family background is in basketball ... His father, Ainars, was the head coach of the Latvian Senior National Team from 2011-17 before becoming the head coach of the Ukrainian National Team
- Native of Latvia who moved to Valencia, Spain at age 14 to play and go to school
- Played for the Valencia Basket Club team in Spain's LEB Silver League during the 2021-22 season, appearing in three games
- Played for Valencia's U18 team the two seasons prior to that, averaging 22 minutes, 8.9 points, 2.5 rebounds and 0.8 assists
- Averaged 8.9 points, 1.4 rebounds and 0.6 assists for Latvia in the 2019 FIBA U16 European Championship

3 • Dallan "Deebo" Coleman • G • 6-6 • 218 • So.

- First name pronounced "DELL-un," but goes by "Deebo" (DEE-bo)
- Wing guard who started a team-high 31 games this season (limited vs. Alabama State and Clemson due to achilles issue), reaching double-figure points in 14
- No. 4 on the Tech stat chart in scoring (9.5 ppg), No. 2 in minutes per game (31.3) and three-point field goals (57-of-175) ... No. 3 in free throws (51-of-74) and No. 4 in three-point percentage (32.6 pct.)
- Took 175 of his 274 field goal attempts (63.9 pct.) from behind the three-point arc, by far the highest percentage on the team ... Also was effective as a scorer inside (46-of-99 FG, 46.5 percent inside 3pt line)
- Shooting success rate was down from freshman year, but he far surpassed his freshman totals in field goals, three-pointers and free throws made and attempted
- Focused less on scoring to concentrate on defense and facilitating the offense in later games ... Had an 20-to-4 assist/turnover ratio in the last seven games while averaging 8.7 points
- In ACC games, averaged 9.1 points per game (fourth on team) while hitting 35.9 percent from the floor, 31.6 percent (36-of-114) on threes
- Scored a career-best 21 points in Tech's win over Virginia Tech (6-10 FG, 3-4 3pt FG, 6-8 FT) ... Averaged 13.5 points in two ACC Tournament games while hitting 8-of-20 from the floor and 5-of-13 from three-point range
- Scored 17 points Jan. 21 against Syracuse (6-9 FG, 5-8 3pt FG), playing all 40 minutes ... Scored 16 points in win at Georgia State in the second game of the season, hitting career highs for free throws made and attempted (9-of-13)
- Solid contributor as a freshman averaging 6.2 points, Tech's fifth-leading scorer overall and in ACC games ... Averaged 23.7 minutes per game and started five games, including Clemson on March 2 and Louisville in the ACC Tournament
- Connected on 41.3 percent (43-of-104) of his three-point attempts, 36.0 percent in ACC games (27-of-75)
- The highest-rated high school prospect to sign with the Yellow Jackets ... Consensus four-star prospect, rated at No. 48 in the class of 2021 according to the 247Sports Composite rankings
- Named Florida's Mr. Basketball as well as the Florida Class 4A Player of the Year as a senior
- Born and raised in Memphis, Tenn., spent his high school years in Jacksonville, Fla., area, where his father, Ran, is a high school head coach

4 • Ja'von Franklin • F • 6-7 • 214 • Sr.

- First name pronounced "JAY-von" ... Graduate transfer with one year of eligibility at Tech
- Solid contributor early in the season who emerged as Tech's top "5" man in the final six weeks of the season ... Started Tech's final 12 games, 19 altogether for the season, 12 games total in ACC play
- Tech's top rebounder (8.1 rpg) and third-leading scorer (9.7 ppg) for the season ... Connected on a team-leading 59.1 percent from the floor, 65.1 percent from the free throw line (No. 5)
- In ACC games, averaged 9.3 points and 7.3 rebounds per game, has hit team-high 61.1 percent from the floor ... In the ACC Tournament, 14.5 points and 17.0 rebounds in two games
- Only player in the ACC to rank among the league's top 15 in rebound average (7th), blocked shots (5th) and steals (7th) *in conference games* ... Would have led the conference in field goal percentage with enough FG per game to qualify
- Excelled in Tech's last 11 games, averaging a double-double with 14.2 points and 12.8 rebounds ... Added 40 assists and a team-high 22 blocked shots and 22 steals while hitting 61.3 percent of his field goal tries
- Had seven double-doubles in his last nine games, including the fifth triple-double in Tech history vs. Syracuse on Feb. 28 (14 pts/15 reb/10 ast) ... In the ACC Tournament, had 10 points and 19 boards vs. Florida State, 19 points and 15 rebounds vs. Pitt
- Also had 14 pts/15 reb at Wake Forest, 10/10 vs. Virginia Tech, 13/14 vs. Florida Tech, 21/13 vs. Louisville) and had nine total double-doubles for the season ... Others came against Northern Illinois (14/11), Marquette (17/14) and Notre Dame (12/12)
- Fourth in the ACC in blocked shots (1.64 per game) ... More than doubled Tech's team-leading total from 2021-22 (20 by Rodney Howard) and had 52 total ... Blocked five shots twice (NC State, Virginia Tech)
- Third on the team in assists (2.2 per game) and led the team in steals (1.4 per game) ... Had a 69/40 assist/turnover ratio
- Ranked No. 3 in the ACC in offensive rebounds per game (3.19), sixth in total rebounds per game
- At NC State on Feb. 4, had 16 points, eight rebounds, five assists and five steals, the only Tech player to reach those totals in the same game dating back to 2010-11 ... In the season finale vs. Pitt, had 19 points, 15 rebounds, four assists and a career-high six steals
- Made the all-tournament team at the Fort Myers Tip-Off after getting 28 points and 22 rebounds combined against Utah and Marquette ... Added five assists, four steals, three blocked shots ... Hit 10-of-12 FT and 9-of-16 FG
- Missed the Alabama State game due to a groin injury suffered Dec. 10 at UNC (played just six minutes in that game)
- Had a strong 7-game stretch prior to injury at UNC - 10.4 ppg, 8.3 rpg, 26-45 FG, 21-25 FT, 16 blocked shots, 18 assists, 11 steals, seven turnovers in 197 minutes
- All-Sun Belt Conference and NABC All-District forward at South Alabama who transferred to Georgia Tech and enrolled for the 2022 summer term ... Also played two seasons at Auburn after spending two years in community college in Mississippi
- Appeared in 32 games, making 31 starts in 2021-22 at South Alabama ... Averaged 12.2 points and 7.8 rebounds per game ... Notched eight double-doubles, nine games of 10 or more rebounds, 22 games with 10 or more points

24 • Rodney Howard • C/F • 6-11 • 256 • Sr.

- In his third season at Tech after transferring from Georgia, won the starting center job in the preseason of 2021-22 and held it for most of this season until February, when his playing time diminished as Ja'von Franklin took control of the post position
- Averaged 4.7 points and 4.5 rebounds for the season while connecting on 55.2 percent of his shots from the floor (second behind Ja'von Franklin)
- In ACC games, averaged 3.9 points and 4.4 rebounds, connected on 50 percent of his shots from the floor
- Rebounded from an early slump to play well in December and January ... Two double-figure scoring games in that stretch - 12 points and seven rebounds vs. Northeastern, 11 points and 11 boards vs. Alabama State, 10 boards vs. Pitt
- Returned to the starting lineup for 12 straight games (4.8 ppg, 5.7 rpg, 29-for-50 FG) before sitting out NC State and playing short minutes against Notre Dame due to an ankle injury ... Played just two minutes at Wake Forest and did not play after Tech's Feb. 18 game vs. Florida Tech
- Two double-doubles this season, five for his career ... Got 11 points and 11 rebounds in just 18 minutes vs. Alabama State ... Had 15 points and 13 boards in season opener vs. Clayton State
- Good passer for his position, 68 assists over 47 games since beginning of 2021-22 season
- Averaged 6.5 points last season, fourth-best on the team, and 5.1 rebounds, second-highest, over 27 games, hitting 56.1 percent of his field goals ... Missed five games mid-season with an ankle injury ... Started 14 of Tech's final 16 games, 25 overall
- Played his best basketball of the season in Tech's final nine games - 10.2 points and 6.3 rebounds per game, 63.5 percent from the floor, more than 30 minutes per game
- Started Tech's first two games in the post in 2020-21, with highs of six points and four rebounds against Mercer, but played limited minutes thereafter as Tech went to a smaller lineup with ACC Player of the Year Moses Wright at the "5" position

BIO UPDATES (see game-by-game stats and career highs in stat pack)

13 • Miles Kelly • G • 6-6 • 175 • So.

- Accurate shooter from long range who also played some point and developed into a consistently productive scorer for the Yellow Jackets
- Leading scorer for the Jackets (14.4 ppg) overall and in conference games (14.8 ppg) ... Reached double figures in 25 games total
- Averaged 19.8 points and 3.1 rebounds over Tech's last eight games, hitting 47.7 percent from the floor (53-of-111), 44.3 percent (35-of-79) from three-point range ... Includes 24 points and six three-pointers against Pitt, 19 points with five threes against Louisville, a career-high 30 points with seven threes vs. Syracuse, and 21 points with five threes in Tech's last four regular season games
- Won ACC Player of the Week honors after scoring 24 and 21 points, respectively, and lifting Tech to road wins at Syracuse and Boston College in the final week of the regular season
- In the ACC Tournament, averaged 18.5 points per game, hitting 12-of-28 from the floor, 7-of-18 from three and 6-of-6 from the free throw line ... Just one turnover in 77 total minutes
- Kelly's 9.9 points-per-game improvement in his scoring average was the second-best in the ACC
- Tech's top three-point shooter for the season by volume and No. 2 by percentage (89-of-235, 37.9 pct. overall; 61-of-159, 38.4 pct. in ACC games)
- In ACC games, shot 40.2 percent from the floor, 38.4 percent from three-point range and 93.5 percent from the free throw line
- Led Tech and set a program record for free throw percentage (89.83 pct. on 59 attempts), breaking the previous mark of 88.73 percent set by Anthony Morrow in 2005-06 ... Had a streak of 24 straight FT made at one point in the season
- Had a streak of 11 double-digit scoring games end against Pitt on Jan. 14 ... Averaged 15.9 points over the streak, 3.6 rebounds, while hitting 44.3 percent from the floor (58-for-131) and 44.7 (34-of-76) on threes
- Led Tech in scoring in 11 games (21 vs. Iowa, 16 vs. Northeastern, 17 vs. Georgia, 15 at North Carolina, 17 vs. Clemson, 20 vs. Virginia, 17 at NC State, 24 at Pitt, 30 at Syracuse, 21 at Boston College, 21 vs. FSU)
- Came off the bench in Tech's first five games this season before getting his first start against North Alabama ... Started 19 of 20 regular season ACC games ... Averaged team-high 32.4 minutes per game (33.4 in ACC games)
- Scored 15 points and knocked down the winning basket with 4.1 seconds left in 59-57 win at Georgia State ... Scored a big three-pointer and then the go-ahead points on a floater in the lane in the final 1:04 of Tech's 79-77 win over Georgia
- Has hit three or more triples in a game 21 times in his career, 16 times this season
- Played in all but two games as a freshman, averaging 14.5 minutes per game (14.0 vs. ACC)
- Played more than 30 minutes in each of Tech's final two games against Boston College and Louisville, making his first career start against the Cardinals in the ACC Tournament ... Scored 16 and 19 points, respectively, in those two games, hitting 11-of-17 from the floor and 6-of-9 from three-point range combined
- Averaged nearly 24 minutes over Tech's final six games, tallying 9.8 points and 2.5 rebounds per game over that stretch, did not turn the ball over, and hit 46.1 percent of his field goal tries (13-of-25 on threes)
- Atlanta-area native who spent his senior year of high school at Hargrave Military Academy in Virginia, after prepping at Parkview High School in Lilburn ... Consensus four-star No. 87 in the 247Sports composite rankings

10 • Cyril Martynov • C/F • 7-0 • 229 • Fr.

- Name pronounced "KEER-ul MAR-tin-off"
- Highly-sought developmental big from Canada who committed to Georgia Tech in early August after reclassifying to the 2022 class
- Played briefly in seven games (Clayton State, North Alabama, Northeastern, Alabama State, Duke, Florida Tech, at Syracuse)
- Enrolled for the fall semester as a freshman ... Chose the Yellow Jackets over Missouri, Northwestern and Wisconsin
- Rated a three-star prospect by On3 and 247Sports
- Attended The Lawrenceville (N.J.) School in Lawrenceville, N.J., in 2021-22 ... Prior to that, attended and played basketball at Innisdale Secondary School for three years, and graduated from that school
- Member of the UPlay Canada team on the Nike EYBL circuit in the spring and summer of 2022, averaging 14.0 points and 9.4 rebounds over the length of the schedule
- Scored in double figures across five games, with a personal tournament-high of 27 against Vegas Elite, and averaged 17.2 points and 10.4 rebounds on the final weekend in Kansas City
- Invited to play with the Canadian Junior National Team and is part of the Canadian Junior National program

11 • Tristan Maxwell • G • 6-3 • 205 • Jr.

- High-scoring and record-setting guard on the high-school level who was named the North Carolina state player of the year by the Charlotte Observer and MaxPreps following his senior year
- Has played in 24 games at Tech, including 18 this season, 10 in ACC play, averaging 11.6 minutes ... Started two games (Alabama State, Clemson)
- Averaged 3.3 points per game, has hit 30.6 percent from three-point range, and has a good assist/turnover ratio (15/9) in his limited action
- Averaged 2.5 ppg, 31.3 pct. 3pt in ACC games
- Got his first career start against Alabama State and made the most of it, scoring a game-high 18 points while hitting 6-of-11 from the floor, 5-of-8 from three-point range, and added career-best four assists ... Previous scoring high for the season was nine points against Utah (4-of-7 FG)
- Scored a team-high 10 points (4-9 FG, 2-6 3pt) vs. Duke ... Previous high ACC game against Pitt (8 points, 3-6 FG, 2-2 3pt FG)
- Alabama State was his best game since his career-best game last Jan. 12 at Boston College, when he scored 22 points after scoring just nine in three games previously in his career ... Hit seven three-point baskets in 11 attempts
- Played in just five games in 2021-22 due to a combination of injury, illness and family matters
- Son of Vernon Maxwell, a former University of Florida All-American and longtime NBA veteran and champion with the Houston Rockets
- All-time leading scorer at North Mecklenburg High School (finished with 2,253 points, 20th-most all-time in the state) and set the school mark for three-point field goals (finished with 331) by the end of his junior year

23 • Jordan Meka • C/F • 6-8 • 219 • Jr.

- Last name pronounced "MECK-uh" ... Athletic post player with length who can make a difference on the defensive end
- No. 3 post player who saw action in just 10 games due to a combination of injuries and illness (five ACC games)
- Played a season-high 16 minutes against Alabama State in which he scored his first points of the season and grabbed a season-best four rebounds
- Played in 15 games last season, 10 ACC games, most of those minutes when Rodney Howard was sidelined due to injury or in foul trouble ... Active on the boards and on defense, but is limited offensively
- Made a difference with his activity in Tech's win over Clemson, grabbing five rebounds and taking three steals in a season-high 27:17
- Started against Louisville, Duke and Notre Dame in place of Howard ... Scored four points with 17 rebounds and six blocks in those three games ... Made fourth start at Virginia
- As a freshman, played in just one game before undergoing back surgery
- Multiple all-state and all-Atlanta Metro performer at Mount Bethel Christian Academy, with a 7-foot-1 wingspan
- Ranked as high as No. 129 nationally and No. 26 at his position by 247Sports (power forward)
- High-level student academically, originally from Yaoundé, Cameroon, moved to the United States in 2016
- Set career school records for points with 1,670 (surpassing current Tech teammate Coleman Boyd), rebounds (920) and blocked shots (>400)

BIO UPDATES (see game-by-game stats and career highs in stat pack)

14 • Jalon Moore • F • 6-7 • 209 • So.

- First name pronounced "JAY-lun"
- Long and athletic player who is developing into a dependable scorer, rebounder and defender ... Can get to the rim, is comfortable in transition and guard multiple positions
- Started 15 games (10 ACC games), scoring in double digits 13 times
- Only reserve to see significant action over Tech's last six games, averaging 12.8 minutes and 4.8 points per game
- Tech's seventh-leading scorer at 7.6 points per game and No. 3 rebounder at 4.7 per game, while hitting 43.1 percent from the floor ... Also No. 2 on the team in blocked shots (28)
- Led the Jackets in free throws made and attempted (64-of-93) and connected on 68.8 percent
- Averaged 6.8 points and 4.3 rebounds in ACC games, hitting 38.8 percent from the floor and 66.0 percent from the foul line
- Scored career-high 17 points (8-14 FG) with eight rebounds Jan. 17 against NC State, and followed that with 11 points against Syracuse ... Scored 15 points (6-11 FG) against Florida Tech and 10 points the following game at Pitt
- Scored 16 points with nine rebounds against Northeastern (Dec. 2) in a career-high 38:11 ... Went 10-for-10 from the free throw line, becoming the 23rd Tech player to have a perfect night with 10 or more attempts
- Scored 12 points in Tech's 79-77 win over Georgia on Dec. 6 and made a key shot-block and steal on the Bulldog's final offensive sequence
- Missed a double-double by one rebound three times - Clayton State (11 points, nine rebounds), Northeastern (16 points, 9 boards) and Clemson (12 and 9)
- Played short minutes in 13 games last season, including nine ACC games ... Started and played 13 minutes in Tech's ACC Tournament game against Louisville
- Consensus three-star prospect, from Gardendale (Ala.) High School, where he earned all-state honors as a junior in 2019-20
- Ranked No. 120 overall in the 247 composite rankings in the class of 2021 (No. 27 among small forwards), and No. 146 by Rivals (35th at his position)

5 • Deivon Smith • G • 6-1 • 176 • Jr.

- First name pronounced "DAY-von"
- Former four-star high school prospect from Georgia who played his freshman year at Mississippi State and transferred to Georgia Tech in summer of 2021
- Explosive playmaker with dynamic court vision who excels in transition and is an exceptional finisher with both hands at the rim ... Excellent rebounder for his position
- Started 13 games this season, four vs. ACC teams, and averaged 24.8 minutes ... Missed the Louisville game (Feb. 1) with a left ankle injury, and the season's final eight games with a right ankle injury
- Sixth on the team in scoring (8.0 ppg) and tops in assists (3.7 apg), No. 2 in rebound average (5.6 per game)
- His 2.78-to-1 assist/turnover ratio ranked No. 3 in the ACC and No. 22 nationally (1.1-to-1 ratio last season) ... In ACC games, his ratio was 3-to-1 ... Had nine zero-turnover games
- Posted double-doubles in points and rebounds three times this season, most recently at Clemson (11 pts/10 rebs) ... Notched double-doubles in back-to-back games against Notre Dame (16 points/10 rebounds with 7 assists) and Pittsburgh (15 points/11 rebounds) in early January
- Ranked No. 14 in the ACC in defensive rebounds per game in conference games, the only guard among the top 20 ... One of 12 ACC players to have a defensive rebound percentage above 20, according to KenPom
- Key figure off the bench in Tech's win over No. 12 Miami with four points, seven rebounds and five assists with no turnovers in 21 minutes ... Scored the go-ahead basket, took three rebounds and had an assist during Tech's closing 12-0 run
- Scored in double figures in nine games, with a season-high of 16 against North Alabama and Notre Dame (Jan. 10) and a team-high 15 against Utah in the Fort Myers Tip-Off
- Came up one rebound shy of a double-double against Northern Illinois (11 points, 9 rebounds) while dishing six assists
- Scored 10 points with six assists and took a key charge on Georgia's final offensive possession to help preserve a 79-77 win over the Bulldogs
- Played in 24 games and started five times last season, averaging 19.7 minutes (17.2 in ACC games) ... Scored season high of 16 points twice vs. North Carolina and Clemson ... Did not play in Tech's last six games (concussion protocol from fall in Pitt game)
- Scored 5.7 points with 2.0 assists per game for the season ... Three or more assists in nine games
- Started eight games as a freshman at Mississippi State ... Averaged 5.2 points, 3.6 rebounds and 2.9 assists across 33 games ... Better in SEC games, averaging 5.6 points, 3.6 rebounds and 3.0 assists in helping MSU go 8-10 in conference
- Was invited to participate in the USA Basketball U19 Team Trials for the FIBA World Cup for Men, made the initial cut to 17 players, but did not make the final 12-man roster

1 • Kyle Sturdivant • G • 6-3 • 196 • Sr.

- Team captain who played his third season at Tech after transferring from Southern California ... Has played in 112 games in his career, most among the Yellow Jackets
- One of two point guards on the Tech roster along with Deivon Smith ... Started 21 games total, 14 ACC games including tournament, and averaged 25.4 minutes in conference games
- Averaged 8.6 points per game for the season (fifth on the team) ... No. 2 on the team in assist average (3.3 per game) and 8th in the ACC in assist/turnover ratio (2.09-1) ... Shot 39.3 percent from the floor and 32.1 percent from distance
- In ACC games, averaged 9.0 points and 3.3 assists per game, hitting 39.3 percent from the floor and 30.3 percent on threes
- Started Tech's last 12 games and played the best basketball of his career over that stretch ... Averaged 12.6 points and reached double digits in nine games ... Connected on 35.1 percent (20-of-57) from three-point range, and compiled a 53-to-19 assist/turnover ratio ... Averaged nearly 33 minutes per game over that stretch
- In the ACC Tournament, averaged 12.5 points and dealt 15 assists against three turnovers
- Had 11 points and 10 assists in Tech's final home game against Louisville, becoming the first Tech player with 10 assists and a point/assist double-double since Josh Heath vs. NC State in 2017
- Scored a career-high 20 points in Tech's win at Syracuse, hitting 7-of-9 from the floor (2-of-3 3pt FG), with three assists and three steals
- Scored 18 points in 18 minutes at Notre Dame on Jan. 10, all of them after halftime ... Scored all seven Tech points in overtime in the loss ... Led the Jackets with 17 points at Louisville (5-16 FG, 2-9 3pt, 5-7 FT) with four assists in a season-high 37:40
- Averaged 9.9 points and 5.0 assists in a three-game stretch (all starts) prior to Miami, hitting 12-of-24 from the floor, 4-of-10 on threes
- Produced his best overall game of the season against Alabama State, scoring 13 points, including 3-of-4 from three-point range, with career highs of eight rebounds and seven assists
- Started 28 games in 2021-22, including the last 20 beginning Jan. 4 at Duke ... Averaged 25.2 minutes, 7.6 points (third on Tech's team) and 2.3 assists for the season ... Team-best 73/38 assist/turnover ratio ... Scored in double digits seven times in ACC games, averaging 8.0 points
- Played in every game off the bench his first year at Tech in 2020-21, averaging 3.5 points while posting a solid 27/17 assist/turnover ratio ... Hit for a season-high 15 points (5-6 FG, 4-4 FT) with three assists against Kentucky

0 • Lance Terry • G • 6-2 • 200 • Sr.

- Atlanta-area high school product who played three seasons at Gardner-Webb University, then transferred to Georgia Tech and enrolled for the summer term ... Good shooter who can also drive to the basket, and is excellent in transition
- No. 2 on the team in scoring at 10.1 points per game while hitting 42.1 percent of his shots from the floor, 38.8 from three-point range (top percentage on the team) and 81.4 percent from the foul line
- Averaged 11.4 points in ACC games (No. 2 on the team), connecting on 41.3 percent from the floor, a team-high 42.1 from three-point distance and 79.4 percent from the free throw stripe
- Was a key figure both as a starter and a reserve offensively, and his best offensive games occurred in Tech's seven ACC wins (tournament win included) ... Scored a season-high 24 points in the Jackets' Jan. 4 win over No. 12 Miami, 19 in their Feb. 8 win over Notre Dame, 14 vs. Virginia Tech on Feb. 15, 17 vs. Louisville on Feb. 25, 24 at Syracuse on Feb. 28 and 17 at Boston College
- In those seven wins, averaged 17.7 points, connected on 47.3 percent of his field goals, and 52.1 percent of his threes, playing the full 40 minutes in all but the Syracuse game, in which he was subbed out with 56 seconds left when the Jackets emptied the bench
- Missed four straight ACC games (Syracuse on Jan. 21 through Louisville on Feb. 1) with a hamstring injury ... After his return (Tech's last 11 games), averaged 13.3 points per game while hitting 43.4 percent from the floor (53-of-122) and 43.3 percent from behind the arc (26-of-60) ... Scored the game-winning basket on the tip-in at the final horn against Notre Dame
- Scored 41 points in Tech's in back-to-back games against Miami (season-high 24) and Florida State (17) in early January ... Hit 14-of-28 FG, 7-11 3-point FG and 6-of-8 FT, with 11 rebounds, in those two games ... Scored nine of his points in Tech's closing 12-0 run against the Hurricanes
- Started 21 of the 29 games he played, including 15 ACC games (regular season plus tournament)
- Had the best turnover rate on the team (1.3 per 40 minutes)
- Has the most career points (892) of any player on the Tech roster
- Thirteen double-figure scoring games altogether in 2022-23, eight in ACC games
- Honorable mention All-Big South conference choice who has another of eligibility remaining after 2022-23 ... No. 2 for the Runnin' Bulldogs in scoring in 2021-22 and helped his team to 11 Big South wins, a program high as a member of that conference
- Averaged 14.3 points per game, and also averaged 3.4 rebounds, 1.2 assists and 1.0 steals per game in 2021-22 ... His 45.9-percent shooting overall ranked seventh-highest in the league for the regular season, while his 35.0-percent hit rate from beyond the arc was fifth-best
- Started all 31 games and averaged 31.4 minutes
- Posted double figures in 14 of 16 league games and eclipsed 20 points three times on the season while finishing as GWU's leading scoring in seven contests

BIO UPDATES (see game-by-game stats and career highs in stat pack)

30 • Coleman Boyd • G • 6-1 • 178 • Sr.

- Non-scholarship guard who enrolled at Tech for the summer term in 2019 ... Played in 14 games in his career, seven as a senior
- Scored his first points of the season on a three-pointer against Alabama State ... Assisted on the final basket (his first career assist) of Tech's Senior Day win over Louisville
- Played in four games as a freshman, scoring five points with two assists and a steal ... Drove for a layup against Hawaii for his first collegiate points, and hit a three-pointer against Morehouse
- All-state point guard from Georgia private school powerhouse Mt. Bethel Christian Academy
- Four-year letterwinner and captain at Mt. Bethel, which won state Georgia Independent Christian Athletic Association (GICAA) championships in 2017 and 2019, and reached the final four in 2016 and 2019 ... Team went 97-26 in his four years
- Earned all-region and honorable mention all-state honors in 2019 by the Georgia High School Association
- Played at Mt. Bethel for his father, Cal, a longtime successful high school coach in the Atlanta area and a standout basketball player at Wake Forest following a legendary high school career at Campbell High School in Smyrna

33 • Brayden Daniels • G • 6-4 • 188 • So.

- Non-scholarship guard who joined the Yellow Jackets' program for the fall 2021 semester ... Played in six games in 2022-23
- Son of former Georgia Tech football player Conrad Daniels (1995-99)
- Nephew of former Georgia Tech Hall of Fame track star Lynn Houston Moore (1994-98) and former Tech basketball star Clarence Moore (1999-2004)
- Also nephew to former Tennessee and NBA basketball star Allan Houston
- Attended and lettered four years in basketball the Christian Academy of Louisville (Ky.)
- Named to the All-Seventh Region team in Kentucky by the Louisville Courier-Journal as a senior
- Scored over 1,000 points in his high school career

43 • Jermontae Hill • G • 6-6 • 206 • r-Fr.

- First name pronounced "jer-MON-tay"
- Non-scholarship player who red-shirted in 2021-22 and played in five games in 2022-23
- Scored his first career points in a stuff in the closing seconds against Florida Tech
- Skilled big guard who turned down scholarship offers from Boston College and St. John's to walk-on at Georgia Tech (also East Carolina, Florida, Florida State and Kansas State according to 247Sports)
- Ranked as high as the No. 22 player in the state of Georgia according to 247Sports and the No. 67 small forward in the nation ... Ranked among 247's top 100 at one time
- Playmaking wing who can defend various positions and bring toughness to the perimeter
- Prepped following high school at DME Sports Academy in Daytona, Fla.
- Before that, he attended Tucker High School, where he earned first-team all-state honors in Class AAAAAA by the Atlanta Journal-Constitution as a senior in 2020, second-team all-state choice by Hoopseen
- Also named player of the year in the Class AAAAAA South by the Georgia Athletic Coaches Association.

35 • Emmer Nichols • F • 6-6 • 219 • Fr.

- Non-scholarship player who joined the Tech program for the fall, 2022 semester ... Redshirted the 2022-23 season
- Versatile player and left-handed shooter who is skilled in all facets of the game
- No. 42-ranked player in the state of California according to Max Preps
- Played four years at Sacred Heart Preparatory School, serving two years as team captain
- Helped Sacred Heart to a pair of league championships, including a Central Coast Section title in 2021
- As a senior, led SHP to a 25-5 record overall as a senior and 14-0 mark in its league
- Earned second-team Central Coast Section WBAL all-league, first-team all-league in 2020 and 2022 (MVP and defensive player of the year in 2022)



2022-23 SEASON STATISTICS AND RESULTS

Game Records

Record	Overall	Home	Away	Neutral
ALL GAMES	15-18	11-6	3-9	1-3
CONFERENCE	6-14	4-6	2-8	0-0
NON-CONFERENCE	9-4	7-0	1-1	1-3

Score by Periods

Team	1st	2nd	OT	TOT
Georgia Tech	1134	1160	7	2301
Opponents	1143	1184	8	2335

Team Box Score

No.	Player				Total		3-Point		F-Throw		Rebounds											
		GP-GS	MIN	AVG	FG-FGA	FG%	3FG-3FGA	3FG%	FT-FTA	FT%	OFF	DEF	TOT	AVG	PF	DQ	A	TO	BLK	STL	PTS	AVG
13	KELLY, Miles	33-27	1069:46	32.4	167-407	.410	89-235	.379	53-59	.898	10	102	112	3.4	71	0	43	49	2	24	476	14.4
0	TERRY, Lance	29-21	857:11	29.6	106-252	.421	47-121	.388	35-43	.814	15	67	82	2.8	59	2	36	27	6	18	294	10.1
4	FRANKLIN, Ja'von	32-19	874:00	27.3	127-215	.591	0-3	.000	56-86	.651	102	157	259	8.1	70	1	69	40	52	46	310	9.7
3	COLEMAN, Dallan "Deebo"	33-31	1031:29	31.3	103-274	.376	57-175	.326	51-74	.689	14	83	97	2.9	73	0	44	39	10	26	314	9.5
1	STURDIVANT, Kyle	33-21	787:57	23.9	103-262	.393	36-112	.321	41-59	.695	7	69	76	2.3	60	0	110	53	3	24	283	8.6
5	SMITH, Deivon	24-13	595:36	24.8	83-208	.399	12-46	.261	13-29	.448	29	106	135	5.6	42	0	89	32	16	22	191	8.0
14	MOORE, Jalon	32-15	657:38	20.6	88-204	.431	4-35	.114	64-93	.688	59	91	150	4.7	60	0	26	43	28	22	244	7.6
24	HOWARD, Rodney	24-16	427:52	17.8	48-88	.545	0-0	.000	11-19	.579	48	55	103	4.3	45	0	28	30	12	7	107	4.5
11	MAXWELL, Tristan	18-2	208:14	11.6	21-80	.263	11-36	.306	7-11	.636	4	14	18	1.0	21	0	15	9	1	6	60	3.3
12	BAGATSKIS, Freds Pauls	9-0	25:46	2.9	3-8	.375	2-6	.333	0-0	.000	0	0	0	0.0	3	0	0	0	0	0	8	0.9
10	MARTYNOV, Cyril	7-0	18:07	2.6	2-7	.286	0-0	.000	1-2	.500	2	4	6	0.9	2	0	0	4	0	0	5	0.7
30	BOYD, Coleman	7-0	07:24	1.1	1-4	.250	1-3	.333	0-0	.000	0	0	0	0.0	2	0	1	1	0	0	3	0.4
23	MEKA, Jordan	10-0	52:29	5.2	2-7	.286	0-0	.000	0-0	.000	6	9	15	1.5	13	1	1	1	4	2	4	0.4
43	HILL, Jermontae	5-0	04:41	0.9	1-1	1.000	0-0	.000	0-0	.000	0	0	0	0.0	2	0	0	1	0	0	2	0.4
33	DANIELS, Brayden	6-0	06:48	1.1	0-2	.000	0-1	.000	0-2	.000	1	3	4	0.7	1	0	1	0	0	0	0	0.0
Team											52	46	98					20				
Total		33	6625		855-2019	.423	259-773	.335	332-477	.696	349	806	1155	35.0	524	4	463	349	134	197	2301	69.7
Opponents		33	6625		856-1943	.441	206-684	.301	417-586	.712	351	860	1211	36.7	500	7	481	362	118	181	2335	70.8

Team Statistics

	GATECH	OPP
Scoring	2301	2335
Points per game	69.7	70.8
Scoring margin	-1.0	-
Field goals-att	855-2019	856-1943
Field goal pct	.423	.441
3 point fg-att	259-773	206-684
3-point FG pct	.335	.301
3-pt FG made per game	7.8	6.2
Free throws-att	332-477	417-586
Free throw pct	.696	.712
F-Throws made per game	10.1	12.6
Rebounds	1155	1211
Rebounds per game	35.0	36.7
Rebounding margin	-1.7	-
Assists	463	481
Assists per game	14.0	14.6
Turnovers	349	362
Turnovers per game	10.6	11.0
Turnover margin	+0.4	-
Assist/turnover ratio	1.3	1.3
Steals	197	181
Steals per game	6.0	5.5
Blocks	134	118
Blocks per game	4.1	3.6
Winning streak	0	-
Home win streak	4	-
Attendance	80125	120917
Home games-Avg/Game	17-4713	12-10076
Neutral site-Avg/Game	-	4-2872

Team Results

Date	Opponent		Score	Att.
11/07/2022	Clayton St.	W	93-63	3072
11/12/2022	at Georgia St.	W	59-57	4083
11/17/2022	NIU	W	68-50	3269
11/21/2022	vs Utah	L	64-68	1188
11/23/2022	vs Marquette	L	60-84	1691
11/26/2022	North Ala.	W	80-61	3379
11/29/2022	at Iowa	L	65-81	10450
12/02/2022	Northeastern	W	81-63	3494
12/06/2022	Georgia	W	79-77	5810
12/10/2022	at North Carolina	L	59-75	19410
12/17/2022	Alabama St.	W	96-60	3798
12/21/2022	Clemson	L	66-79	4763
12/31/2022	Virginia	L	56-74	5371
01/04/2023	Miami (FL)	W	76-70	4203
01/07/2023	at Florida St.	L	64-75	5536
01/10/2023	at Notre Dame	Lot	72-73	4502
01/14/2023	Pittsburgh	L	60-71	5325
01/17/2023	NC State	L	66-78	4242
01/21/2023	Syracuse	L	63-80	5586
01/24/2023	at Clemson	L	51-72	6923
01/28/2023	Duke	L	43-86	7382
02/01/2023	at Louisville	L	58-68	11416
02/04/2023	at NC State	L	64-72	15473
02/08/2023	Notre Dame	W	70-68	4906
02/11/2023	at Wake Forest	L	70-71	8566
02/15/2023	Virginia Tech	W	77-70	4565
02/18/2023	Florida Tech	W	79-56	4890
02/21/2023	at Pittsburgh	L	68-76	9482
02/25/2023	Louisville	W	83-67	6070
02/28/2023	at Syracuse	W	96-76	18522
03/04/2023	at Boston College	W	73-65	6554
03/07/2023	vs Florida St.	W	61-60	0
03/08/2023	vs Pittsburgh	L	81-89	8610

2022-23 SEASON STATISTICS AND RESULTS - ACC ONLY

Game Records

Record	Overall	Home	Away	Neutral
ALL GAMES	6-14	4-6	2-8	0-0
CONFERENCE	6-14	4-6	2-8	0-0
NON-CONFERENCE	0-0	0-0	0-0	0-0

Score by Periods

Team	1st	2nd	OT	TOT
Georgia Tech	684	644	7	1335
Opponents	734	724	8	1466

Team Box Score

No. Player					Total		3-Point		F-Throw		Rebounds											
		GP-GS	MIN	AVG	FG-FGA	FG%	3FG-3FGA	3FG%	FT-FTA	FT%	OFF	DEF	TOT	AVG	PF	DQ	A	TO	BLK	STL	PTS	AVG
13	KELLY, Miles	20-19	668:34	33.4	103-256	.402	61-159	.384	29-31	.935	5	67	72	3.6	47	0	27	33	2	14	296	14.8
0	TERRY, Lance	16-13	505:46	31.6	64-155	.413	32-76	.421	23-31	.742	9	40	49	3.1	38	1	22	18	4	11	183	11.4
4	FRANKLIN, Ja'von	20-11	533:40	26.7	80-131	.611	0-2	.000	25-42	.595	58	88	146	7.3	40	1	39	27	26	28	185	9.3
3	COLEMAN, Dallan "Deebo"	20-19	639:08	32.0	61-170	.359	36-114	.316	23-34	.676	4	51	55	2.8	47	0	29	28	7	12	181	9.1
1	STURDIVANT, Kyle	20-12	508:24	25.4	66-168	.393	23-76	.303	25-33	.758	5	44	49	2.5	37	0	65	34	1	13	180	9.0
5	SMITH, Deivon	14-4	344:40	24.6	42-112	.375	10-34	.294	4-11	.364	14	66	80	5.7	26	0	54	18	10	7	98	7.0
14	MOORE, Jalon	19-10	382:33	20.1	45-116	.388	4-23	.174	35-53	.660	30	52	82	4.3	37	0	19	27	14	11	129	6.8
24	HOWARD, Rodney	14-11	303:53	21.7	25-50	.500	0-0	.000	5-11	.455	30	32	62	4.4	27	0	16	20	9	3	55	3.9
11	MAXWELL, Tristan	10-1	99:34	10.0	9-35	.257	5-16	.313	2-5	.400	2	8	10	1.0	12	0	6	8	0	4	25	2.5
12	BAGATSKIS, Freds Pauls	4-0	09:42	2.4	1-4	.250	1-4	.250	0-0	.000	0	0	0	0.0	2	0	0	0	0	0	3	0.8
30	BOYD, Coleman	2-0	01:15	0.6	0-1	.000	0-1	.000	0-0	.000	0	0	0	0.0	1	0	1	0	0	0	0	0.0
33	DANIELS, Brayden	1-0	00:57	0.9	0-0	.000	0-0	.000	0-0	.000	0	0	0	0.0	0	0	0	0	0	0	0	0.0
10	MARTYNOV, Cyril	2-0	03:08	1.6	0-2	.000	0-0	.000	0-0	.000	0	0	0	0.0	1	0	0	0	0	0	0	0.0
23	MEKA, Jordan	5-0	23:46	4.8	0-1	.000	0-0	.000	0-0	.000	2	5	7	1.4	7	0	1	0	2	2	0	0.0
Team											31	24	55					12				
Total		20	4025		496-1201	.413	172-505	.341	171-251	.681	190	477	667	33.4	322	2	279	225	75	105	1335	66.8
Opponents		20	4025		533-1155	.461	136-421	.323	264-342	.772	181	541	722	36.1	288	4	308	202	72	121	1466	73.3


Team Statistics

	GATECH	OPP
Scoring	1335	1466
Points per game	66.8	73.3
Scoring margin	-6.6	-
Field goals-att	496-1201	533-1155
Field goal pct	.413	.461
3 point fg-att	172-505	136-421
3-point FG pct	.341	.323
3-pt FG made per game	8.6	6.8
Free throws-att	171-251	264-342
Free throw pct	.681	.772
F-Throws made per game	8.6	13.2
Rebounds	667	722
Rebounds per game	33.4	36.1
Rebounding margin	-2.8	-
Assists	279	308
Assists per game	14.0	15.4
Turnovers	225	202
Turnovers per game	11.3	10.1
Turnover margin	-1.2	-
Assist/turnover ratio	1.2	1.5
Steals	105	121
Steals per game	5.3	6.1
Blocks	75	72
Blocks per game	3.8	3.6
Winning streak	3	-
Home win streak	3	-
Attendance	52413	106384
Home games-Avg/Game	10-5241	10-10638
Neutral site-Avg/Game	-	0-0

Team Results

Date	Opponent		Score	Att.
12/10/2022	at North Carolina	L	59-75	19410
12/21/2022	Clemson	L	66-79	4763
12/31/2022	Virginia	L	56-74	5371
01/04/2023	Miami (FL)	W	76-70	4203
01/07/2023	at Florida St.	L	64-75	5536
01/10/2023	at Notre Dame	Lot	72-73	4502
01/14/2023	Pittsburgh	L	60-71	5325
01/17/2023	NC State	L	66-78	4242
01/21/2023	Syracuse	L	63-80	5586
01/24/2023	at Clemson	L	51-72	6923
01/28/2023	Duke	L	43-86	7382
02/01/2023	at Louisville	L	58-68	11416
02/04/2023	at NC State	L	64-72	15473
02/08/2023	Notre Dame	W	70-68	4906
02/11/2023	at Wake Forest	L	70-71	8566
02/15/2023	Virginia Tech	W	77-70	4565
02/21/2023	at Pittsburgh	L	68-76	9482
02/25/2023	Louisville	W	83-67	6070
02/28/2023	at Syracuse	W	96-76	18522
03/04/2023	at Boston College	W	73-65	6554

2022-23 BOX SCORES



Official Basketball Box Score - Final

Marquette at Georgia Tech

11/23/22 Suncoast Credit Union Arena, Fort Myers, Fla.

2022-23 Men's Basketball

Game Time: 8:00 PM

Game Duration: 1:58

Attendance: 1,691

Officials: Brian Dorsey, Patrick Evans, Mark Schurz

Marquette - 84

Record: 4-2

NO. Name	Min	FG M-A	3P M-A	FT M-A	Rebounds OR DR TOT	Fouls PF FO	TP	AS	TO	ST	Blocks BS BA	+/-
12 Olivier-Maxence Prosper F	17:27	2-5	0-1	1-3	1 0 1	5 2 5	0	0	1	0	0	23
13 Oso Igohdaro G	30:55	4-7	0-0	2-2	0 10 10	0 3 10	1	1	1	0	5	24
1 Kam Jones G	25:17	6-12	4-8	3-3	0 2 2	1 1 1	1	1	0	0	0	15
4 Stevie Mitchell G	21:46	3-9	1-2	0-0	2 3 5	1 1 7	2	0	2	0	2	5
11 Tyler Kolek G	28:19	5-9	1-3	3-4	0 5 5	0 2 14	6	2	1	0	0	25
5 Chase Ross	19:47	2-5	0-2	4-4	0 3 3	2 2 8	0	1	2	0	0	5
23 David Joplin	20:37	3-6	2-4	0-0	2 0 2	1 1 8	1	0	2	2	1	10
22 Sean Jones	23:21	3-5	1-1	4-6	1 2 3	1 3 11	1	1	0	0	0	22
21 Ben Gold	07:23	0-2	0-2	0-0	1 2 3	1 0 2	0	1	0	0	0	0
40 Keeyan Itteje	05:08	1-1	0-0	0-0	1 0 1	1 0 2	0	0	0	0	0	2
Team					2 4 6	0 1						
Totals		29-61	9-23	17-22	10 31 41	15 16 84	14	11	7	6	5	24

Technical Fouls: NONE

Shooting By Period

1st FG%	16-32	50.0%
3PT%	4-13	30.8%
FT%	5-7	71.4%
2nd FG%	13-29	44.8%
3PT%	5-10	50.0%
FT%	12-15	80.0%
GM FG%	29-61	47.5%
3PT%	9-23	39.1%
FT%	17-22	77.3%

Dead Ball Rebounds: 2, 0

Georgia Tech - 60

Record: 3-2

NO. Name	Min	FG M-A	3P M-A	FT M-A	Rebounds OR DR TOT	Fouls PF FO	TP	AS	TO	ST	Blocks BS BA	+/-
4 Javon Franklin F	35:23	6-9	0-0	5-6	5 9 14	3 4 17	2	0	1	2	0	-22
0 Lance Terry G	26:25	2-7	2-4	0-0	0 0 0	2 1 6	0	0	0	0	0	-15
1 Kyle Sturdivant G	24:45	4-8	2-4	0-0	0 2 2	2 4 10	0	2	1	1	0	-16
3 Dailan Coleman G	25:31	2-8	2-7	0-0	1 1 2	3 1 6	0	3	0	0	0	-17
5 Delvon Smith G	25:52	3-9	0-1	0-0	1 5 6	4 0 6	2	3	2	1	2	-19
11 Tristan Maxwell	16:17	0-7	0-1	0-0	1 1 2	2 1 0	0	0	0	0	0	-2
13 Miles Kelly	25:06	2-10	0-3	4-4	1 2 3	0 3 8	1	3	0	0	0	-18
14 Jalon Moore	13:01	1-5	0-2	0-0	0 2 2	1 0 2	0	0	1	0	1	-12
22 Rodney Howard	04:37	1-1	0-0	0-0	1 1 2	0 1 2	0	1	0	0	0	-2
12 Freds Pauls Bagatskis	03:03	1-1	1-1	0-0	0 0 0	0 0 0	3	0	0	0	0	3
Team					2 2 4	0 1						
Totals		22-65	7-23	9-10	12 25 37	17 15 60	7	13	4	5	6	-24

Technical Fouls: Smith 2nd 15:53

Shooting By Period

1st FG%	11-32	34.4%
3PT%	2-10	20.0%
FT%	4-4	100%
2nd FG%	11-33	33.3%
3PT%	5-13	38.5%
FT%	5-6	83.3%
GM FG%	22-65	33.8%
3PT%	7-23	30.4%
FT%	9-10	90.0%

Dead Ball Rebounds: 1, 0

MAR

GT

Biggest lead

29 (2nd 1:41) 0 (1st 20:00)

Best Scoring Run

9 (2nd 4:40) 6 (1st 11:13)

Lead Changes

0

Times Tied

0

Time with Lead

38:23 00:00

Points from

MAR GT

Turnovers

24 12

Paint

38 28

Second Chance

12 16

Fast Breaks

17 2

Bench

29 15

Period by Period Scoring

	1st	2nd	TOT
MAR	41	43	84
GT	28	32	60

2022-23 BOX SCORES

Official Basketball Box Score - Final
Virginia at Georgia Tech
12/31/22 McCarth Pavilion, Atlanta
2022-23 Men's Basketball

Game Time: 12:00 PM
Game Duration: 1:55
Attendance: 5,371

Officials: Bert Smith, Tommy Morrissey, Courtney Smith

Virginia - 74

Record: 10-2 (2-1)

NO. Name	Min	FG M-A	3P M-A	FT M-A	Rebounds OR DR TOT	Fouls PF FO	TP	AS	TO	ST	Blocks BS BA	+/-	
1 Jayden Gardner	F 22:01	7-12	0-0	0-0	0 2 2	2 0 14	1	1	1	1	0	0	13
21 Kadin Shedrick	F 16:53	3-4	0-0	5-5	2 2 4	4 4 11	1	1	1	1	2	0	12
0 Kheii Clark	G 30:34	6-9	2-3	1-3	1 1 2	1 3 15	8	3	3	0	1	19	19
2 Reese Beekman	G 26:45	3-6	2-3	0-0	1 3 4	1 0 8	4	2	2	0	0	23	23
4 Armaan Franklin	G 31:28	3-12	3-9	2-2	2 1 3	1 4 11	4	0	5	0	0	19	19
11 Isaac McNeely	24:28	3-5	3-5	0-0	1 3 4	2 0 9	2	3	0	0	0	2	2
5 Ben Vander Plas	21:04	1-3	0-1	1-2	1 5 6	0 3 3	0	0	2	0	0	11	11
22 Francisco Caffaro	05:46	0-1	0-0	0-0	0 0 0	1 0 0	0	0	0	0	0	8	8
13 Ryan Dunn	11:44	1-1	0-0	0-0	1 2 3	0 0 2	1	1	0	1	0	-3	-3
10 Taine Murray	04:09	0-1	0-1	0-0	0 0 0	0 0 0	0	0	0	0	0	-4	-4
12 Chase Coleman	02:34	0-0	0-0	1-2	0 0 0	1 1 1	1	0	0	0	0	-4	-4
24 Tristan How	02:34	0-3	0-0	0-2	2 1 3	1 1 0	0	0	0	0	0	-6	-6
Team					0 0 0				0	0			
Totals	27:57	10-22	10-16	11 20 31	14 16 74	21 11	14	3	1	18			

Technical Fouls: NONE


Georgia Tech - 56

Record: 7-6 (3-3)

NO. Name	Min	FG M-A	3P M-A	FT M-A	Rebounds OR DR TOT	Fouls PF FO	TP	AS	TO	ST	Blocks BS BA	+/-	
14 Jalon Moore	F 21:49	0-2	0-0	2-2	0 1 1	0 1 0	2	0	1	1	0	-23	-23
24 Rodney Howard	C 27:54	4-6	0-0	0-0	1 4 5	1 0 8	1	4	1	0	0	-18	-18
0 Lance Terry	G 27:38	2-5	1-2	2-2	1 1 2	3 2 7	1	2	0	0	0	-11	-11
1 Kyle Sturdivant	G 29:40	1-4	0-2	0-0	0 2 2	2 1 2	8	5	1	0	0	0	0
3 Dallon "Deebo" Coleman	G 33:54	2-6	1-3	1-2	0 4 4	3 2 6	1	4	0	0	0	-18	-18
4 Ja'von Franklin	22:20	5-9	0-0	1-4	5 4 9	2 5 11	0	1	1	0	2	3	3
5 Deivon Smith	08:26	0-0	0-0	0-0	0 1 1	3 0 0	0	0	3	0	1	-15	-15
13 Miles Kelly	28:19	6-13	5-9	3-3	0 1 1	2 3 20	0	3	2	0	1	-8	-8
Team					1 4 5			0	0				
Totals	20:45	7-16	9-13	8 22 30	16 14 56	11 23	6	1	3	-18			

Technical Fouls: NONE

	UVA	GaTech	Points from	UVA	GaTech	Period by Period Scoring
Biggest lead	27 (2 nd 14:41)	0 (1 st 20:00)	Turnovers	30	17	
Best Scoring Run	25 (2 nd 14:41)	6 (1 st 7:07)	Paint	28	24	
Lead Changes	0		Second Chance	10	4	
Times Tied	1		Fast Breaks	14	15	
Time with Lead	39:17	00:00	Bench	15	31	
						UVA 36 38 74
						GaTech 25 31 56



Official Basketball Box Score - Final

Miami (FL) at Georgia Tech

01/04/23 McCarth Pavilion, Atlanta

2022-23 Men's Basketball

Game Time: 7:00 PM

Game Duration: 2:00

Attendance: 4,203

Miami (FL) - 70

Record: 13-2 (4-1)

NO. Name	Min	FG M-A	3P M-A	FT M-A	Rebounds OR DR TOT	Fouls PF FO	TP	AS	TO	ST	Blocks BS BA	+/-
15 Norchad Omier	F 21:02	6-12	0-1	5-7	3 5 8	5 5 17	1	0	0	0	1	1
2 Isaiah Wong	G 36:09	1-11	0-8	4-5	3 3 6	3 3 6	3	2	4	1	0	-10
11 Jordan Miller	G 37:10	7-12	0-1	3-4	2 1 3	2 3 5	17	0	0	0	0	-6
24 Nijel Pack	G 34:01	4-15	3-12	2-2	2 2 4	1 2 13	2	2	1	0	0	2
55 Wooga Poplar	G 20:49	4-8	0-3	1-3	0 2 2	2 2 9	0	2	6	0	0	4
0 AJ Casey	04:52	0-0	0-0	2-2	1 0 1	0 1 2	0	0	0	0	0	-13
4 Bensley Joseph	25:53	1-7	1-5	0-2	1 3 4	3 1 3	3	0	1	1	1	-10
1 Anthony Walker	10:21	1-1	1-1	0-0	1 3 4	0 0 3	1	0	1	0	0	-1
5 Harford Beverly	06:53	0-1	0-1	0-0	0 0 0	0 0 0	0	2	0	0	0	1
12 Favour Aire	02:50	0-1	0-0	0-0	0 0 0	1 0 0	0	0	0	0	1	2
Team					3 1 4			0	1			
Totals	24:68	5-32	17-25	16 20 36	17 17 70	12 7	13	3	2	-6		

Shooting By Period

1st FG%	14-36	38.9%
3PT%	4-15	26.7%
FT%	3-4	75%
2nd FG%	10-32	31.3%
3PT%	1-17	5.9%
FT%	14-21	66.7%
GMFG%	24-68	35.3%
3PT%	5-32	15.6%
FT%	17-25	68.0%

Dead Ball Rebounds: 4, 0

Georgia Tech - 76

Record: 8-6 (1-3)

NO. Name	Min	FG M-A	3P M-A	FT M-A	Rebounds OR DR TOT	Fouls PF FO	TP	AS	TO	ST	Blocks BS BA	+/-
14 Jalon Moore	F 19:36	4-7	0-0	2-2	2 4 6	2 1 10	2	3	1	0	1	0
24 Rodney Howard	C 26:09	2-3	0-0	0-0	2 6 8	3 0 4	3	0	1	0	9	
0 Lance Terry	G 40:00	8-13	4-5	4-6	2 4 6	2 6 24	0	2	1	1	2	6
3 Dallon "Deebo" Coleman	G 36:07	4-13	2-8	4-4	2 4 6	4 3 14	3	2	1	0	0	8
13 Miles Kelly	G 35:08	5-17	3-9	7-7	0 4 4	2 5 20	1	2	0	0	8	
4 Ja'von Franklin	13:51	0-1	0-0	0-0	1 1 2	2 2 0	1	2	0	0	-3	
1 Kyle Sturdivant	08:03	0-2	0-0	0-0	1 1 2	0 0 0	0	1	0	0	0	-2
5 Deivon Smith	21:06	2-5	0-0	0-0	2 5 7	0 0 4	5	0	0	0	0	4
Team					3 3 6			0	0			
Totals	25:61	9-24	17-19	14 32 46	17 17 76	15 15	3	2	3	6		

Shooting By Period

1st FG%	15-32	46.9%
3PT%	6-12	50.0%
FT%	3-3	100%
2nd FG%	10-29	34.5%
3PT%	3-12	25.0%
FT%	14-16	87.5%
GMFG%	25-61	41.0%
3PT%	9-24	37.5%
FT%	17-19	89.5%

Dead Ball Rebounds: 4, 0


Technical Fouls: NONE

	Miami	GaTech
Biggest lead	6 (2 nd 6:44)	12 (1 st 4:34)
Best Scoring Run	6 (2 nd 18:12)	12 (2 nd 0:16)
Lead Changes	9	
Times Tied	7	
Time with Lead	10:04	26:50

Points from	Miami	GaTech
Turnovers	13	6
Paint	32	30
Second Chance	26	15
Fast Breaks	8	13
Bench	8	4

Period by Period Scoring	1st	2nd	TOT
Miami	35	35	70
GaTech	39	37	76

2022-23 BOX SCORES



Official Basketball Box Score - Final

Pittsburgh at Georgia Tech

01/14/23 McCamish Pavilion, Atlanta

2022-23 Men's Basketball

Game Time: 3:00 PM

Game Duration: 1:53

Attendance: 5,325

Officials: Jamie Luckie, A.J. Desai, Matt Peter

Pittsburgh - 71

Record: 12-6 (5-2)

NO. Name	Min	FG M-A	3P M-A	FT M-A	Rebounds OR DR TOT	Fouls PF FD	TP	AS	TO	ST	Blocks BS BA	+/-	Shooting By Period						
2 Blake Hinson	F 29:36	4-14	2-7	3-5	1 3 4	1 5 13	0	0	2	0	1 8		1st FG% 13-33 39.4%	3PT% 5-12 41.7%	FT% 7-7 100%	2nd FG% 11-23 47.8%	3PT% 1-8 12.5%	GM FG% 24-56 42.9%	FT% 6-20 30.0%
33 Federico Federico	C 34:46	1-3	0-0	1-2	3 4 7	3 1 3	0	0	2	3	0 14		2nd FG% 11-23 47.8%	3PT% 1-8 12.5%	GM FG% 24-56 42.9%	FT% 6-20 30.0%	FT% 6-20 30.0%	FT% 6-20 30.0%	FT% 6-20 30.0%
0 Nelly Cummings	G 23:44	5-7	1-3	0-0	0 5 5	4 0 11	2	0	0	0	0 11		3PT% 1-3 33.3%	FT% 0-0 0.0%	GM FG% 24-56 42.9%	FT% 6-20 30.0%	FT% 6-20 30.0%	FT% 6-20 30.0%	FT% 6-20 30.0%
3 Greg Elliott	G 24:41	1-7	0-3	2-2	0 5 5	0 1 4	1	0	1	0	1 5		3PT% 1-3 33.3%	FT% 0-0 0.0%	GM FG% 24-56 42.9%	FT% 6-20 30.0%	FT% 6-20 30.0%	FT% 6-20 30.0%	FT% 6-20 30.0%
11 Jamarius Burton	G 36:54	6-13	0-1	7-7	1 2 3	2 4 19	2	1	1	0	0 11		3PT% 1-3 33.3%	FT% 0-0 0.0%	GM FG% 24-56 42.9%	FT% 6-20 30.0%	FT% 6-20 30.0%	FT% 6-20 30.0%	FT% 6-20 30.0%
22 Nike Sibande	34:41	7-12	3-6	4-4	0 6 6	0 4 21	0	1	0	0	0 6		3PT% 1-3 33.3%	FT% 0-0 0.0%	GM FG% 24-56 42.9%	FT% 6-20 30.0%	FT% 6-20 30.0%	FT% 6-20 30.0%	FT% 6-20 30.0%
5 Nate Santos	10:24	0-0	0-0	0-0	0 1 1	1 0 0	0	0	0	0	1 0 3		3PT% 1-3 33.3%	FT% 0-0 0.0%	GM FG% 24-56 42.9%	FT% 6-20 30.0%	FT% 6-20 30.0%	FT% 6-20 30.0%	FT% 6-20 30.0%
25 Guillermo Diaz Graham	05:14	0-0	0-0	0-0	1 0 1	1 1 0	0	0	0	0	0 0 3		3PT% 1-3 33.3%	FT% 0-0 0.0%	GM FG% 24-56 42.9%	FT% 6-20 30.0%	FT% 6-20 30.0%	FT% 6-20 30.0%	FT% 6-20 30.0%
Team					0 3 3	0	0	1	0	0	0 0 0		3PT% 1-3 33.3%	FT% 0-0 0.0%	GM FG% 24-56 42.9%	FT% 6-20 30.0%	FT% 6-20 30.0%	FT% 6-20 30.0%	FT% 6-20 30.0%
Totals		24-56	6-20	17-20	6 29 35	12 16 71	5	3	6	4	2 11		3PT% 1-3 33.3%	FT% 0-0 0.0%	GM FG% 24-56 42.9%	FT% 6-20 30.0%	FT% 6-20 30.0%	FT% 6-20 30.0%	FT% 6-20 30.0%

Technical Fouls: NONE

Dead Ball Rebounds: 1, 1

Georgia Tech - 60

Record: 8-9 (1-6)

NO. Name	Min	FG M-A	3P M-A	FT M-A	Rebounds OR DR TOT	Fouls PF FD	TP	AS	TO	ST	Blocks BS BA	+/-	Shooting By Period						
14 Jalon Moore	F 10:16	1-3	1-2	0-0	0 2 2	1 1 3	0	2	0	1	1 -9		1st FG% 13-33 39.4%	3PT% 8-19 42.1%	FT% 0-0 0%	2nd FG% 11-31 35.5%	3PT% 4-10 40.0%	GM FG% 24-66 36.4%	FT% 12-29 41.4%
24 Rodney Howard	C 33:38	3-6	0-0	0-1	4 6 10	2 2 6	6	1	1	0	1 0 -7		2nd FG% 11-31 35.5%	3PT% 4-10 40.0%	GM FG% 24-66 36.4%	FT% 12-29 41.4%	FT% 0-3 0.0%	FT% 0-3 0.0%	FT% 0-3 0.0%
0 Lance Terry	G 26:16	1-6	0-2	0-0	0 2 2	4 3 2	1	0	0	0	1 -15		3PT% 1-11 9.1%	FT% 0-0 0.0%	GM FG% 24-66 36.4%	FT% 12-29 41.4%	FT% 0-3 0.0%	FT% 0-3 0.0%	FT% 0-3 0.0%
3 Dallon "Deebo" Coleman	G 33:36	5-12	3-8	0-0	1 1 4	2 13 2	1	0	0	0	0 -13		3PT% 1-11 9.1%	FT% 0-0 0.0%	GM FG% 24-66 36.4%	FT% 12-29 41.4%	FT% 0-3 0.0%	FT% 0-3 0.0%	FT% 0-3 0.0%
13 Miles Kelly	G 27:21	2-10	2-5	0-0	1 2 3	3 2 6	3	2	0	0	1 -5		3PT% 1-11 9.1%	FT% 0-0 0.0%	GM FG% 24-66 36.4%	FT% 12-29 41.4%	FT% 0-3 0.0%	FT% 0-3 0.0%	FT% 0-3 0.0%
5 Deivon Smith	30:54	6-14	3-6	0-1	3 8 11	1 1 15	1	1	3	0	0 -1		3PT% 1-11 9.1%	FT% 0-0 0.0%	GM FG% 24-66 36.4%	FT% 12-29 41.4%	FT% 0-3 0.0%	FT% 0-3 0.0%	FT% 0-3 0.0%
1 Kyle Sturdivant	20:11	2-7	1-4	0-0	1 1 2	0 0 5	1	0	0	0	0 1		3PT% 1-11 9.1%	FT% 0-0 0.0%	GM FG% 24-66 36.4%	FT% 12-29 41.4%	FT% 0-3 0.0%	FT% 0-3 0.0%	FT% 0-3 0.0%
4 Ja'von Franklin	06:22	1-2	0-0	0-0	1 0 1	1 0 2	0	0	0	0	0 -4		3PT% 1-11 9.1%	FT% 0-0 0.0%	GM FG% 24-66 36.4%	FT% 12-29 41.4%	FT% 0-3 0.0%	FT% 0-3 0.0%	FT% 0-3 0.0%
11 Tristan Maxwell	11:26	3-6	2-2	0-1	0 1 1	0 1 0	1	0	0	0	0 -2		3PT% 1-11 9.1%	FT% 0-0 0.0%	GM FG% 24-66 36.4%	FT% 12-29 41.4%	FT% 0-3 0.0%	FT% 0-3 0.0%	FT% 0-3 0.0%
Team					4 3 7	0	0	0	0	0	0 0		3PT% 1-11 9.1%	FT% 0-0 0.0%	GM FG% 24-66 36.4%	FT% 12-29 41.4%	FT% 0-3 0.0%	FT% 0-3 0.0%	FT% 0-3 0.0%
Totals		24-66	12-29	0-3	14 26 40	16 12 60	15	10	0	2	4 -11		3PT% 1-11 9.1%	FT% 0-0 0.0%	GM FG% 24-66 36.4%	FT% 12-29 41.4%	FT% 0-3 0.0%	FT% 0-3 0.0%	FT% 0-3 0.0%

Technical Fouls: NONE

Dead Ball Rebounds: 2, 2

Georgia Tech - 66

Record: 8-10 (1-7)

NO. Name	Min	FG M-A	3P M-A	FT M-A	Rebounds OR DR TOT	Fouls PF FD	TP	AS	TO	ST	Blocks BS BA	+/-	Shooting By Period						
14 Jalon Moore	F 32:09	8-14	0-2	1-3	4 4 8	2 3 17	1	1	2	1	1 -10		1st FG% 13-33 39.4%	3PT% 1-2 50.0%	FT% 0-0 0.0%	2nd FG% 11-23 47.8%	3PT% 1-8 12.5%	GM FG% 24-56 42.9%	FT% 6-20 30.0%
24 Rodney Howard	C 28:45	4-8	0-0	1-2	4 3 7	3 2 9	5	2	0	1	0 -9		2nd FG% 11-23 47.8%	3PT% 1-8 12.5%	GM FG% 24-56 42.9%	FT% 6-20 30.0%	FT% 6-20 30.0%	FT% 6-20 30.0%	FT% 6-20 30.0%
1 Kyle Sturdivant	G 29:37	3-9	1-3	2-3	0 5 5	4 2 9	3	1	2	0	1 1		3PT% 1-2 50.0%	FT% 0-0 0.0%	GM FG% 24-56 42.9%	FT% 6-20 30.0%	FT% 6-20 30.0%	FT% 6-20 30.0%	FT% 6-20 30.0%
3 Dallon "Deebo" Coleman	G 20:33	2-7	0-4	0-1	0 1 1	1 1 4	1	0	0	0	2 -2		3PT% 1-2 50.0%	FT% 0-0 0.0%	GM FG% 24-56 42.9%	FT% 6-20 30.0%	FT% 6-20 30.0%	FT% 6-20 30.0%	FT% 6-20 30.0%
13 Miles Kelly	G 31:28	4-13	0-6	1-2	1 0 1	4 4 9	2	3	2	0	1 -7		3PT% 1-2 50.0%	FT% 0-0 0.0%	GM FG% 24-56 42.9%	FT% 6-20 30.0%	FT% 6-20 30.0%	FT% 6-20 30.0%	FT% 6-20 30.0%
5 Deivon Smith	17:30	2-6	0-1	0-4	2 2 4	2 2 4	2	0	0	0	0 -21		3PT% 1-2 50.0%	FT% 0-0 0.0%	GM FG% 24-56 42.9%	FT% 6-20 30.0%	FT% 6-20 30.0%	FT% 6-20 30.0%	FT% 6-20 30.0%
0 Lance Terry	18:47	3-9	1-5	2-3	1 2 3	1 3 9	2	1	1	0	2 -6		3PT% 1-2 50.0%	FT% 0-0 0.0%	GM FG% 24-56 42.9%	FT% 6-20 30.0%	FT% 6-20 30.0%	FT% 6-20 30.0%	FT% 6-20 30.0%
4 Ja'von Franklin	18:59	2-4	0-0	1-1	4 1 5	0 2 6	0	0	1	0	0 -6		3PT% 1-2 50.0%	FT% 0-0 0.0%	GM FG% 24-56 42.9%	FT% 6-20 30.0%	FT% 6-20 30.0%	FT% 6-20 30.0%	FT% 6-20 30.0%
11 Tristan Maxwell	02:12	0-1	0-0	0-0	0 0 0	1 0 0	0	0	0	0	0 -1		3PT% 1-2 50.0%	FT% 0-0 0.0%	GM FG% 24-56 42.9%	FT% 6-20 30.0%	FT% 6-20 30.0%	FT% 6-20 30.0%	FT% 6-20 30.0%
Team					2 0 2	0	0	0	1	0	0 0		3PT% 1-2 50.0%	FT% 0-0 0.0%	GM FG% 24-56 42.9%	FT% 6-20 30.0%	FT% 6-20 30.0%	FT% 6-20 30.0%	FT% 6-20 30.0%
Totals		28-71	2-21	8-19	18 18 36	18 19 66	16	10	8	3	7 -12		3PT% 1-2 50.0%	FT% 0-0 0.0%	GM FG% 24-56 42.9%	FT% 6-20 30.0%	FT% 6-20 30.0%	FT% 6-20 30.0%	FT% 6-20 30.0%

Technical Fouls: NONE

Dead Ball Rebounds: 4, 1

Georgia Tech - 60

Record: 8-9 (1-6)

NO. Name	Min	FG M-A	3P M-A	FT M-A	Rebounds OR DR TOT	Fouls PF FD	TP	AS	TO	ST	Blocks BS BA	+/-	Shooting By Period						
14 Jalon Moore	F 10:16	1-3	1-2	0-0	0 2 2	1 1 3	0	2	0	1	1 -9		1st FG% 13-33 39.4%	3PT% 8-19 42.1%	FT% 0-0 0%	2nd FG% 11-31 35.5%	3PT% 4-10 40.0%	GM FG% 24-66 36.4%	FT% 12-29 41.4%
24 Rodney Howard	C 33:38	3-6	0-0	0-1	4 6 10	2 2 6	6	1	1	0	1 0 -7		2nd FG% 11-31 35.5%	3PT% 4-10 40.0%	GM FG% 24-66 36.4%	FT% 12-29 41.4%	FT% 0-3 0.0%	FT% 0-3 0.0%	FT% 0-3 0.0%
0 Lance Terry	G 26:16	1-6	0-2	0-0	0 2 2	4 3 2	1	0	0	0	1 -15		3PT% 1-11 9.1%	FT% 0-0 0.0%	GM FG% 24-66 36.4%	FT% 12-29 41.4%	FT% 0-3 0.0%	FT% 0-3 0.0%	FT% 0-3 0.0%
3 Dallon "Deebo" Coleman	G 33:36	5-12	3-8	0-0	1 1 4	2 13 2	1	0	0	0	0 -13		3PT% 1-11 9.1%	FT% 0-0 0.0%	GM FG% 24-66 36.4%	FT% 12-29 41.4%	FT% 0-3 0.0%	FT% 0-3 0.0%	FT% 0-3 0.0%
13 Miles Kelly	G 27:21	2-10	2-5	0-0	1 2 3	3 2 6	3	2	0	0	1 -5		3PT% 1-11 9.1%	FT% 0-0 0.0%	GM FG% 24-66 36.4%	FT% 12-29 41.4%	FT% 0-3 0.0%	FT% 0-3 0.0%	FT% 0-3 0.0%
5 Deivon Smith	30:54	6-14	3-6	0-1	3 8 11	1 1 15	1	1	3	0	0 -1		3PT% 1-11 9.1%	FT% 0-0 0.0%	GM FG% 24-66 36.4%	FT% 12-29 41.4%	FT% 0-3 0.0%	FT% 0-3 0.0%	FT% 0-3 0.0%
1 Kyle Sturdivant	20:11	2-7	1-4	0-0	1 1 2	0 0 5	1	0	0	0	0 1		3PT% 1-11 9.1%	FT% 0-0 0.0%	GM FG% 24-66 36.4%	FT% 12-29 41.4%	FT% 0-3 0.0%	FT% 0-3 0.0%	FT% 0-3 0.0%
4 Ja'von Franklin	06:22	1-2	0-0	0-0	1 0 1	1 0 2	0	0	0	0	0 -4		3PT% 1-11 9.1%	FT% 0-0 0.0%	GM FG% 24-66 36.4%	FT% 12-29 41.4%	FT% 0-3 0.0%	FT% 0-3 0.0%	FT% 0-3 0.0%
11 Tristan Maxwell	11:26	3-6	2-2	0-1	0 1 1	0 1 0	1	0	0	0	0 -2		3PT% 1-11 9.1%	FT% 0-0 0.0%	GM FG% 24-66 36.4%	FT% 12-29 41.4%	FT% 0-3 0.0%	FT% 0-3 0.0%	FT% 0-3 0.0%
Team					4 3 7	0	0	0	0	0	0 0		3PT% 1-11 9.1%	FT% 0-0 0.0%	GM FG% 24-66 36.4%	FT% 12-29 41.4%	FT% 0-3 0.0%	FT% 0-3 0.0%	FT% 0-3 0.0%
Totals		24-66	12-29	0-3	14 26 40	16 12 60	15	10	0	2	4 -11		3PT% 1-11 9.1%	FT% 0-0 0.0%	GM FG% 24-66 36.4%	FT% 12-29 41.4%	FT% 0-3 0.0%	FT% 0-3 0.0%	FT% 0-3 0.0%

Technical Fouls: NONE

Dead Ball Rebounds: 2, 2

Pitt

GaTech

Points from	Pitt	GaTech	Period by Period Scoring			
Turnovers	8	16	1st	2nd	TOT	
Paint	30	0				
Second Chance	6	19				
Fast Breaks	19	10				
Bench	21	30				
			Pitt	38	33	71
			GaTech	34	26	60

Best Scoring Run

12 (2nd 1:47) 3 (1st 19:02)

Lead Changes

7 (1st 8:03) 5 (1st 9:42)

Times Tied


4

Time with Lead

31:37 04:20

2022-23 BOX SCORES

Official Basketball Box Score - Final															Game Time: 3:00 PM Game Duration: 1:53 Attendance: 7,382				
Duke at Georgia Tech															01/28/23 McCamish Pavilion, Atlanta 2022-23 Men's Basketball				
Record: 15-6 (6-4)															Officials: Lee Cassel, Raymie Symons, Earl Walton				
Duke - 86																			
NO. Name	Min	FG	3P	FT	Rebounds	Fouls	TP	AS	TO	ST	Blocks	BS	BA	+/-	Shooting By Period				
		M-A	M-A	M-A	OR DR TOT	PF									1st FG%	2nd FG%	3rd FG%	FT%	GM FG%
25 Mark Mitchell	F 25:55	4-10	0-1	3-5	1 5 6	1 5	11	4	2	0	0	1	31		1st FG% 15-31 48.4%	3PT% 6-13 46.2%	FT% 7-10 70%		
1 Dereck Lively II	C 23:30	4-6	1-2	0-0	6 4 10	2 1	9	1	0	1	3	1	25		2nd FG% 19-30 63.3%	3PT% 3-10 30.0%	FT% 2-5 40%		
30 Kyle Filipowski	C 26:47	6-9	1-3	5-6	0 7 7	1 5	18	2	3	1	2	1	35		GM FG% 34-61 55.7%	3PT% 9-23 39.1%	FT% 9-15 60.0%		
3 Jeremy Roach	G 27:36	4-9	4-7	0-0	1 4 5	1 1	12	2	2	0	0	0	29		Dead Ball Rebounds: 2, 1				
5 Tyrese Proctor	G 27:05	3-6	1-3	0-0	0 0 0	0 1	0	7	8	0	0	0	38						
2 Jaylen Blakes	12:30	1-3	0-0	1-1	0 2 2	2 2	3	2	0	2	1	1	5						
13 Jacob Grandison	19:41	4-6	2-4	0-0	1 1 2	1 0	10	2	1	0	0	0	8						
15 Ryan Young	10:20	5-6	0-0	0-1	1 1 2	1 1	10	1	0	0	0	0	12						
14 Jaden Schutt	12:49	2-5	0-3	0-0	0 1 1	0 0	4	1	0	0	0	0	14						
21 Christian Reeves	06:10	1-1	0-0	0-1	1 0 1	1 1	2	1	0	0	0	0	6						
12 Kale Catchings	04:23	0-0	0-0	0-1	0 2 2	0 1	0	0	0	0	0	0	6						
41 Max Johns	03:14	0-0	0-0	0-0	0 0 0	0 0	0	0	0	1	0	0	6						
Team					3 3 6		0		1										
Totals		34-61	9-23	9-15	14 30 44	11 17	86	24	9	5	6	5	43		Technical Fouls: NONE				
Georgia Tech - 43															Record: 9-13 (1-10)				
NO. Name	Min	FG	3P	FT	Rebounds	Fouls	TP	AS	TO	ST	Blocks	BS	BA	+/-	Shooting By Period				
		M-A	M-A	M-A	OR DR TOT	PF									1st FG%	2nd FG%	3rd FG%	FT%	GM FG%
14 Jalon Moore	F 16:31	0-5	0-2	1-2	0 3 3	3 1	1	0	2	0	0	2	-12		1st FG% 10-20 34.5%	3PT% 3-9 33.3%	FT% 2-2 100%		
24 Rodney Howard	C 29:19	3-8	0-0	3-4	3 3 6	1 3	9	1	3	0	3	0	-40		2nd FG% 7-26 26.9%	3PT% 2-13 15.4%	FT% 2-4 50%		
3 Dallan "Deebo" Coleman	G 32:07	2-8	1-4	0-0	0 1 1	1 2	5	0	2	1	2	1	-38		GM FG% 17-55 30.9%	3PT% 5-22 22.7%	FT% 4-6 66.7%		
5 Deivon Smith	G 30:28	2-8	1-3	0-0	0 3 3	3 0	5	5	0	0	0	0	-32		Dead Ball Rebounds: 4, 0				
13 Miles Kelly	G 31:40	2-9	1-4	0-0	0 3 3	0 0	5	0	1	0	0	2	-38						
1 Kyle Sturdivant	19:23	1-3	0-1	0-0	0 1 1	2 1	2	3	1	0	0	0	-25						
11 Tristan Maxwell	21:04	4-9	2-6	0-0	0 1 1	3 0	10	2	1	1	0	1	-12						
4 Ja'von Franklin	16:00	3-4	0-1	0-0	0 2 2	2 4	6	1	1	2	0	0	-12						
10 Cyril Marlynov	01:43	0-0	0-0	0-0	0 0 0	1 0	0	0	0	0	0	0	-3						
12 Freds Pauls Bagatskis	01:45	0-1	0-1	0-0	0 0 0	1 0	0	0	0	0	0	0	-3						
Team					2 0 2		0		0										
Totals		17-55	5-22	4-6	5 17 22	17 11	43	12	11	4	5	6	-43		Technical Fouls: NONE				
Biggest lead															Duke				
Best Scoring Run															GaTech				
Lead Changes															0				
Times Tied															0				
Time with Lead															39:37 00:00				
Points from															Duke				
Turnovers															15 1				
Paint															44 12				
Second Chance															14 6				
Fast Breaks															10 11				
Bench															29 18				



Game Time: 1:00 PM

Game Duration: 2:05

Attendance: 15,473

Georgia Tech - 64

Record: 8-15 (1-12)

Georgia Tech at NC State

02/04/23 PNC Arena, Raleigh

2022-23 Men's Basketball

Officials: Ron Groover, Mark Schurz, Jemel Spearman

NO. Name	Min	FG M-A	3P M-A	FT M-A	Rebounds OR DR TOT	Fouls PF	TP	AS	TO	ST	Blocks BS BA	+/-	Shooting By Period			
4 Ja'von Franklin	F 36:36	7-12	0-0	2-3	2 6 8	5 2	16	5	3	1	5 1 1	-1	1 st FG%	14-30	46.7%	
0 Lance Terry	G 38:14	4-9	1-4	1-1	2 0 2	0 3	10	0	4	0	0 1 1	-7	3PT%	5-12	41.7%	
1 Kyle Sturdivant	G 37:56	5-10	3-6	0-0	0 4 4	3 1	13	4	3	2	0 0 0	-8	FT%	2-3	66.7%	
3 Dallan "Deebo" Coleman	G 36:58	3-10	1-5	1-2	1 4 5	4 2	8	0	2	0	1 1 6	-8	2 nd FG%	12-29	41.4%	
13 Miles Kelly	G 36:21	7-14	3-6	0-0	0 9 9	4 1	17	0	2	0	0 1 1	-1	3PT%	3-12	25.0%	
11 Tristan Maxwell	03:40	0-1	0-0	0-0	1 0 1	0 0	0	0	1	0	0 0 0	-7	FT%	2-3	66.7%	
14 Jalon Moore	02:35	0-1	0-1	0-0	0 0 0	0 1	0	0	1	0	0 0 0	-7	GM FG%	26-59	44.1%	
3 Jordan Meka	03:24	0-1	0-0	0-0	1 2 3	1 0	0	0	0	0	0 1 1	-7	3PT%	8-24	33.3%	
5 Deivon Smith	04:16	0-1	0-0	0-0	0 1 1	0 0	0	0	0	0	0 0 0	-4	FT%	4-6	66.7%	
Team					3 1 4	0			1				Dead Ball Rebounds: 1, 0			
Totals		26-59	8-24	4-6	10 27 37	17 10	64	9	17	5	5 5 1	-8				

Technical Fouls: NONE

NC State - 72

Record: 19-5 (9-4)

NO. Name	Min	FG M-A	3P M-A	FT M-A	Rebounds OR DR TOT	Fouls PF	TP	AS	TO	ST	Blocks BS BA	+/-	Shooting By Period			
23 Greg Gantt	F 14:18	2-5	0-0	1-2	2 2 4	2 1	5	0	0	1	1 1 1	-5	1 st FG%	17-33	51.5%	
30 D.J. Burns Jr.	F 36:47	11-21	0-0	2-3	2 6 8	1 4	24	2	1	0	0 2 3	-3	3PT%	4-11	36.4%	
0 Terquavion Smith	G 40:00	4-11	1-7	0-0	0 3 3	0 2	5	10	4	2	0 0 8	-8	FT%	3-3	100%	
1 Jarrell Joiner	G 37:42	1-6	1-5	2-2	0 4 4	1 3	5	1	2	2	0 0 9	-9	2 nd FG%	9-29	31.0%	
14 Casey Morsell	G 33:31	6-9	4-7	1-3	1 4 5	3 2	17	1	1	1	0 0 16	-6	3PT%	3-10	30.0%	
4 LJ Thomas	07:42	0-2	0-1	0-0	1 0 1	1 0	0	0	0	0	0 1 15	-5	FT%	10-14	71.4%	
24 Ernest Ross	23:13	4-8	1-1	7-7	4 3 7	1 5	16	0	1	0	2 1 18	-1	GM FG%	26-62	41.9%	
10 Breon Pass	03:34	0-0	0-0	0-0	1 1 2	0 0	0	0	0	1	0 0 1	-1	3PT%	7-21	33.3%	
12 Ebenezer Dowuona	03:13	0-0	0-0	0-0	0 0 0	1 0	0	0	0	0	1 0 5	-5	FT%	13-17	76.5%	
Team					1 1 2	0			0				Dead Ball Rebounds: 1, 0			
Totals		26-62	17-31	12-17	12 24 36	10 17	72	14	9	9	5 5 8	-8				

Technical Fouls: NONE

Biggest lead

8 (1st 12:06) 9 (2nd 8:20)

Best Scoring Run

8 (2nd 9:51) 12 (2nd 19:26)

Lead Changes

4

Times Tied

4

Time with Lead

19:49 17:15

Points from Turnovers

5 11

Paint

28 36

Second Chance

7 11

Fast Breaks

17 7

Bench

0 16

Period by Period Scoring

1st 2nd TOT


GT

35 29 64

ST

41 31 72

2022-23 BOX SCORES



Official Basketball Box Score - Final

Georgia Tech at Wake Forest

02/11/23 LJM Coliseum, Winston-Salem

2022-23 Men's Basketball

Game Time: 5:00 PM

Game Duration: 2:03

Attendance: 6,566

Officials: Jamie Luckie, AJ Desai, Justin Porterfield

Georgia Tech - 70

Record: 9-16 (2-13)

NO. Name	Min	FG M-A	3P M-A	FT M-A	Rebounds OR DR TOT	Fouls PF FD	TP	AS	TO	ST	Blocks BS BA	+/-
4 Javon Franklin	F 36:47	6-11	0-0	2-2	8 7 15	3 3	14	2	2	2	0 0 4	4
0 Lance Terry	G 25:42	3-4	1-1	1-1	0 2 2	1 2	8	1	2	2	0 0 -13	
1 Kyle Sturdivant	G 14:12	2-6	1-1	0-0	0 1 1	2 1	5	1	1	0 0 1	-20	
3 Dallan "Deebo" Coleman	G 20:11	2-4	2-4	0-0	0 1 1	4 0	6	0	1	0 0 0	-15	
13 Miles Kelly	G 34:26	3-12	2-7	1-1	1 6 7	2 1	9	0	0	0 0 0	-11	
24 Rodney Howard	01:50	1-2	0-0	0-0	1 0 1	1 0	2	0	0	0 0 0	-1	
5 Deivon Smith	30:20	7-14	1-3	0-0	1 4 5	4 2	15	5	2	0 2 1	7	
11 Tristan Maxwell	15:25	1-3	0-1	0-0	1 1 2	1 0	2	0	2	1 0 1	12	
14 Jalon Moore	21:07	2-6	1-2	4-4	1 2 3	2 2	9	3	0	2 2 0	10	
Team					2 0 2		0		1			
Totals		27-66	8-19	8-8	15 24 39	20 11	70	12	11	7 4 3	-1	

Technical Fouls: NONE

Wake Forest - 71

Record: 17-9 (9-6)

NO. Name	Min	FG M-A	3P M-A	FT M-A	Rebounds OR DR TOT	Fouls PF FD	TP	AS	TO	ST	Blocks BS BA	+/-
11 Andrew Carr	F 27:45	3-7	0-2	3-4	1 4 5	2 2	9	2	0	2	0 2 1	1
1 Tyree Appleby	G 40:00	5-14	2-6	4-4	0 3 3	2 4	16	6	4	2	0 1 1	1
2 Cameron Hildreth	G 36:01	5-9	0-0	9-12	0 2 2	10 19	1	1	1	1 2 1	8	
4 Daivion Williamson	G 23:59	1-3	1-3	0-0	0 1 1	1 1	3	2	1	0 0 0	1	
30 Damar Monsanto	G 29:09	2-9	1-7	0-0	2 7 9	2 0	5	3	3	1 0 0	-2	
20 Davion Bradford	04:25	0-0	0-0	0-0	1 0 1	1 0	0	0	1	0 0 0	4	
34 Bobi Klinton	28:52	3-6	2-4	3-4	1 4 5	0 2	11	0	0	0 1 0	-1	
33 Matthew Marsh	09:49	4-4	0-0	0-0	1 1 2	1 1	8	0	0	0 0 0	-7	
Team					1 2 3		0		0			
Totals		23-52	6-22	19-24	7 24 31	11 20	71	14	10	6 3 4	1	

Technical Fouls: NONE

GaTech

WFU

Biggest lead	7 (2 nd 3:01)	11 (1 st 13:17)
	1st	2nd
Best Scoring Run	7 (1 st 11:01)	9 (1 st 16:18)
Lead Changes	11	
Times Tied	9	
Time with Lead	21:58	14:02

Points from

GaTech

WFU

Turnovers	18	13
Paint	28	32
Second Chance	20	11
Fast Breaks	11	5
Bench	28	19

Period by Period Scoring

	1st	2nd	TOT
GaTech	38	32	70
WFU	34	37	71



2022-23 BOX SCORES



Official Basketball Box Score - Final
Louisville at Georgia Tech
02/25/23 McCarroll Pavilion, Atlanta
2022-23 Men's Basketball

Game Time: 2:00 PM
Game Duration: 2:03
Attendance: 6,070

Officials: Ron Groover, Mark Schurz, Mike Patau

Louisville - 67

Record: 4-25 (2-16)

NO.	Name	Min	FG	3P	FT	Rebounds	Fouls	TP	AS	TO	ST	Blocks	BS	BA	+/
1	Mike James	F 34:31	5-7	0-2	4-5	1 2 3	3 5	14	2	4	0	0	0	0	-5
5	Brandon Huntley-Hatfield	F 20:17	1-5	0-1	1-2	3 3 6	2 3	3	1	2	2	3	2	-12	
12	JJ Traynor	F 35:59	5-9	0-1	0-0	1 3 4	3 0	10	1	3	0	0	0	-18	
24	Jae'Lyn Withers	F 28:02	3-8	1-3	1-2	2 7 9	1 3	8	3	1	0	1	0	-14	
3	El Ellis	G 37:58	7-16	0-5	1-1	0 2 2	2 3	15	3	2	0	0	2	-16	
22	Kamari Lands	21:30	6-11	3-5	0-0	0 3 3	3 0	15	1	1	0	0	0	-6	
21	Sydney Curry	13:48	0-4	0-0	2-2	2 2 4	4 2	2	1	1	0	0	1	4	
11	Fabio Basili	02:36	0-0	0-0	0-0	0 0 0	2 0	0	0	0	0	1	0	-1	
4	Roosevelt Wheeler	03:06	0-0	0-0	0-0	0 0 0	0 0	0	0	0	0	0	0	-5	
0	Devin Ree	00:45	0-0	0-0	0-0	0 1 1	0 0	0	0	0	0	0	0	-2	
23	Alexander Payne	00:45	0-0	0-0	0-0	0 0 0	0 0	0	0	0	0	0	0	-3	
30	Ashton Myles-Devore	00:45	0-1	0-0	0-0	0 0 0	0 0	0	0	0	0	0	0	-2	
Team						5 0 5		0		0					
Totals			27-61	4-17	9-12	14 23 37	20 16	67	12	14	3	4	5	-16	

Technical Fouls: NONE

Georgia Tech - 83

Record: 12-17 (4-14)

NO.	Name	Min	FG	3P	FT	Rebounds	Fouls	TP	AS	TO	ST	Blocks	BS	BA	+/
4	Ja'von Franklin	F 38:40	7-11	0-0	7-10	5 8 13	2 5	21	2	2	3	0	2	16	
0	Lance Terry	G 40:00	6-15	4-11	1-3	0 2 2	3 6	17	3	1	2	0	0	16	
1	Kyle Sturdivant	G 39:10	3-8	0-3	5-5	0 2 2	2 4	11	10	2	2	0	0	15	
3	Dallan "Deebo" Coleman	G 28:19	3-6	3-5	0-0	0 3 3	2 1	9	1	2	0	2	0	1	
13	Miles Kelly	G 37:40	6-11	5-10	2-2	0 3 3	4 2	19	0	1	0	1	0	17	
14	Jalon Moore	15:52	2-5	0-0	2-2	2 3 3	5 2	6	0	2	0	2	2	13	
30	Coleman Boyd	00:19	0-0	0-0	0-0	0 0 0	0 0	0	1	0	0	0	0	2	
Team						0 1 1		0		0					
Totals			27-56	12-29	17-22	7 22 29	16 20	83	17	10	7	5	4	16	

Technical Fouls: NONE

LOU		GaTech	
Biggest lead	3 (1 st 12:17)	18 (2 nd 17:46)	
Best Scoring Run	7 (1 st 12:17)	10 (1 st 6:08)	
Lead Changes	4		
Times Tied	4		
Time with Lead	02:36	34:28	

Points from		LOU		GaTech	
Turnovers		13	18		
Paint		40	28		
Second Chance		10	11		
Fast Breaks		6	16		
Bench		17	6		

Period by Period Scoring		LOU		GaTech	
1st	2nd	TOT			
LOU	32	35	67		
GaTech	45	38	83		



Official Basketball Box Score - Final
Georgia Tech at Syracuse
02/28/23 JMA Wireless Dome, Syracuse
2022-23 Men's Basketball

Game Time: 7:00 PM
Game Duration: 1:46
Attendance: 18,522

Officials: Clarence Armstrong, John Gaffney, Brent Hampton

Georgia Tech - 96

Record: 13-17 (5-14)

NO.	Name	Min	FG	3P	FT	Rebounds	Fouls	TP	AS	TO	ST	Blocks	BS	BA	+/
4	Ja'von Franklin	F 36:23	7-9	0-0	0-1	6 9 15	2 2	14	10	1	3	2	1	29	
0	Lance Terry	G 39:03	8-14	7-10	1-1	0 4 4	3 2	24	3	3	1	0	0	25	
1	Kyle Sturdivant	G 37:55	7-10	2-3	4-4	2 4 6	3 3	20	3	1	2	0	2	26	
3	Dallan "Deebo" Coleman	G 39:03	3-14	2-12	0-0	0 1 1	3 1	8	8	1	1	0	0	25	
13	Miles Kelly	G 38:35	10-19	7-14	3-4	0 3 3	2 3	30	3	2	0	0	1	28	
14	Jalon Moore	04:17	0-0	0-0	0-0	0 0 0	0 0	0	0	0	0	0	0	-7	
10	Cyril Martynov	01:25	0-2	0-0	0-0	0 0 0	0 0	0	0	0	0	0	0	-8	
12	Freds Pauls Bagatskis	01:25	0-0	0-0	0-0	0 0 0	0 0	0	0	0	0	0	0	-8	
30	Coleman Boyd	00:57	0-1	0-1	0-0	0 0 0	1 0	0	0	0	0	0	0	-5	
33	Brayden Daniels	00:57	0-0	0-0	0-0	0 0 0	0 0	0	0	0	0	0	0	-5	
Team						3 3 6		0		0					
Totals			35-69	18-40	8-10	11 24 35	14 11	96	27	8	7	2	4	20	

Technical Fouls: NONE

Syracuse - 76

Record: 16-14 (9-10)

NO.	Name	Min	FG	3P	FT	Rebounds	Fouls	TP	AS	TO	ST	Blocks	BS	BA	+/
13	Benny Williams	F 30:03	5-7	1-1	0-0	2 6 8	0 0	11	3	0	0	0	1	20	
14	Jesse Edwards	C 34:01	8-12	0-0	2-2	0 8 8	2 1	18	2	1	1	4	1	-24	
3	Judah Mintz	G 37:59	6-15	1-6	10-11	1 0 1	2 7	23	7	1	1	0	0	-26	
5	Justin Taylor	G 18:17	1-2	0-1	0-0	0 2 2	2 2	2	0	0	0	0	0	-2	
11	Joseph Girard III	G 33:16	3-10	2-6	3-3	0 2 2	2 1	11	0	3	0	0	0	-24	
1	Maliq Brown	19:03	2-2	0-0	1-2	0 1 1	0 1	5	1	3	0	0	0	-13	
10	Symir Torrence	17:40	1-5	0-2	0-0	0 1 1	2 0	2	3	2	2	0	0	-4	
24	Quadir Copeland	05:53	0-2	0-1	0-0	0 0 0	2 1	0	1	0	0	0	0	-3	
12	Anthony Clayton	00:57	0-0	0-0	2-2	0 1 1	0 1	2	0	0	0	0	0	4	
21	Niko Ruffin	00:57	1-1	0-0	0-0	0 1 1	0 0	2	0	0	0	0	0	4	
25	Shane Feldman	00:57	0-0	0-0	0-0	0 0 0	0 0	0	0	0	0	0	0	4	
34	Stephen Keating	00:57	0-0	0-0	0-0	0 0 0	0 0	0	0	0	0	0	0	4	
Team						2 2 4		0		0					
Totals			27-56	4-17	18-20	5 24 29	11 14	76	17	10	4	4	2	20	

Technical Fouls: NONE

GAT		SYR	
Biggest lead	28 (2 nd 3:50)	2 (1 st 15:56)	
Best Scoring Run	15 (2 nd 17:35)	8 (1 st 15:53)	
Lead Changes	11		
Times Tied	2		
Time with Lead	37:03	02:25	

Points from		GAT		SYR	
Turnovers		12	13		
Paint		28	42		
Second Chance		15	4		
Fast Breaks		17	17		
Bench		0	11		

Period by Period Scoring		GAT		SYR	
1st	2nd	TOT			
GAT	53	43	96		
SYR	44	32	76		



Official Basketball Box Score - Final
Georgia Tech at Boston College
03/04/23 Silvio O. Conte Forum, Chestnut Hill, Mass.
@BCMBB

Game Time: 2:30 PM
Game Duration: 1:50
Attendance: 6,554

Officials: Lee Cassell, A.J. Desai, Jeff Pon

Georgia Tech - 73

Record: 14-17 (6-14)

NO.	Name	Min	FG	3P	FT	Rebounds	Fouls	TP	AS	TO	ST	Blocks	BS	BA	+/
4	Ja'von Franklin	F 36:16	4-6	0-0	0-2	3 12 15	1 3	8	1	2	2	1	0	8	
0	Lance Terry	G 40:00	6-15	3-5	2-2	1 6 7	3 4	17	1	0	0	1	3	8	
1	Kyle Sturdivant	G 37:46	4-12	2-6	4-4	1 4 5	3 2	14	4	2	1	0	1	11	
3	Dallan "Deebo" Coleman	G 37:46	2-8	1-5	1-2	0 1 1	1 4	6	3	0	1	0	1	11	
13	Miles Kelly	G 33:28	7-14	5-11	2-2	0 2 2	1 1	21	3	1	0	0	1	4	
14	Jalon Moore	14:44	3-7	0-2	1-1	1 2 3	1 2	7	0	0	1	0	0	-2	
Team						1 1 2		0		0					
Totals			26-62	11-29	10-13	7 28 35	10 16	73	12	5	5	2	6	8	

Technical Fouls: NONE

Boston College - 65

Record: 15-16 (9-11)


NO.	Name	Min	FG	3P	FT	Rebounds	Fouls	TP	AS	TO	ST	Blocks	BS	BA	+/
1	T.J. Bickerstaff	F 27:01	7-10	0-1	1-1	2 7 9	3 1	15	4	0	0	2	0	2	
12	Quinten Post	F 02:42	0-1	0-0	0-0	0 1 1	0 0	0	0	0	0	0	0	-7	
24	CJ Penha	F 24:20	5-10	2-5	1-1	0 2 2	2 0	13	0	1	0	1	0	-1	
3	Jaeden Zackery	G 33:39	4-8	1-4	5-7	1 7 8	4 5	14	2	2	0	0	0	-3	
11	Makal Ashton-Langford	G 38:27	3-12	1-4	2-2	1 1 2	3 2	9	3	4	1	1	0	-5	
10	Prince Aligbe	24:16	2-7	0-3	0-0	1 6 7	1 1	4	1	2	1	1	2	5	
21	Devin McGlockton	24:11	2-3	0-0	1-2	0 3 3	2 0	4	3	1	0	1	0	-12	
00	Chas Kelley III	08:46	0-1	0-0	0-0	0 1 1	1 0	0	0	0	0	0	0	-10	
45	Mason Madsen	16:38	2-5	2-5	0-0	0 2 2	0 0	6	1	0	1	0	0	-9	
Team						0 1 1		0		1					
Totals			25-57	6-22	9-11	6 30 36	16 10	65	14	11	3	6	2	8	

Technical Fouls: NONE

GT		BC		Points from		GT	BC	Period by Period Scoring			
Biggest lead	9 (1 st 18:30)	9 (2 nd 10:08)		Turnovers	12	2			1st	2nd	TOT
Best Scoring Run	11 (2 nd 6:48)	7 (1 st 15:55)		Paint	20	36					
Lead Changes	6			Second Chance	15	8	GT	36	37	73	
Times Tied	6			Fast Breaks	6	7					
Time with Lead	27:28	06:20		Bench	7	14	BC	30	35	65	



2022-23 BOX SCORES

		Official Basketball Box Score - Final														Game Time: 2:30 PM	
		Georgia Tech at Pittsburgh														Game Duration: 2:07	
		03/08/23 Greensboro Coliseum, Greensboro, NC														Attendance: 8,610	
2023 New York Life ACC Men's Basketball Tournament																	
Georgia Tech - 81		Record: 15-18														Officials: Justin Porterfield, Bert Smith, Raymie Styons	
NO. Name		Min	FG M-A	3P M-A	FT M-A	Rebounds OR DR TOT	Fouls PF FD	TP	AS	TO	ST	Blocks BS BA	+/-	Shooting By Period			
4 J'von Franklin		F 40:00	8-11	0-0	3-6	7 8 15	2 7 19	4	4	6	1	1	-8	1 st FGT	11-30 36.7%		
0 Lance Terry		G 39:55	4-12	1-5	0-0	1 0 1	5 1 9	2	0	0	0	1	-6	2 nd FGT	3-12 25.0%		
1 Kyle Sturdivant		G 34:29	6-13	0-3	4-5	1 4 5	3 4 16	8	2	0	0	0	-7	3 rd FGT	6-9 66.7%		
3 Dallan "Deebo" Coleman		G 40:00	5-14	4-9	3-4	2 7 9	4 2 17	1	0	1	0	0	-8	1 st FTM	19-36 52.8%		
13 Miles Kelly		G 40:00	5-13	3-8	3-3	0 1 1	2 3 16	0	0	0	0	0	-8	2 nd FTM	5-13 38.5%		
14 Jalon Moore		05:36	2-3	0-0	0-1	1 1 2	0 1 4	1	1	0	0	1	-3	3 rd FTM	7-10 70%		
Team						0 0 0		0		1				GM FGM	30-66 45.5%		
														3 rd FTM	8-25 32.0%		
Totals			30-66	8-25	13-19	12 21 33	16 18 81	16	8	7	1	3	-8	FTM	12-19 63.4%		
		Technical Fouls: NONE														Dead Ball Rebounds: 2, 0	
Pittsburgh - 89		Record: 22-10															
NO. Name		Min	FG M-A	3P M-A	FT M-A	Rebounds OR DR TOT	Fouls PF FD	TP	AS	TO	ST	Blocks BS BA	+/-	Shooting By Period			
2 Blake Hinson		F 37:06	4-10	2-5	2-3	0 9 9	3 3 12	3	3	0	1	0	11	1 st FGT	16-27 59.3%		
33 Federico Federico		C 25:38	7-7	0-0	5-6	1 7 8	4 3 19	1	0	0	0	0	6	3 rd FGT	4-9 44.4%		
0 Nelly Cummings		G 33:06	3-10	1-3	4-5	0 2 2	2 3 11	4	2	1	0	0	2	FTM	8-12 66.7%		
3 Greg Elliott		G 31:20	4-5	4-4	4-4	0 6 6	3 2 16	1	1	0	0	0	0	2 nd FGT	15-28 53.6%		
11 Jamarus Burton		G 34:49	10-15	0-1	1-1	1 2 3	2 1 21	8	3	2	0	1	10	3 rd FGT	3-7 42.9%		
22 Nike Sibande		21:03	2-4	0-1	1-2	1 1 2	0 2 5	0	0	0	0	0	10	FTM	12-13 92.3%		
31 Jorge Diaz Graham		02:54	0-1	0-1	0-0	0 1 1	1 0 0	0	0	0	0	0	-3	GM FGM	21-55 56.4%		
25 Guillermo Diaz Graham		14:04	1-3	0-1	3-4	2 0 2	3 2 5	1	0	0	2	0	4	3 rd FGT	7-16 43.8%		
Team						1 0 1		0		0				FTM	20-25 80.0%		
Totals			31-55	7-16	20-25	6 28 34	18 16 89	18	9	3	3	1	8	Dead Ball Rebounds: 2, 0			
		Technical Fouls: NONE															

MISCELLANEOUS

Starting Lineups

Game	Opponent	Result	G	G	G	G/F	C/F	Lineup#	Record
N7	CLAYTON STATE	W, 93-63	Sturdivant	Smith	Terry	Coleman	Howard	1	1-0
N12	at Georgia State	W, 59-57	Sturdivant	Smith	Terry	Coleman	Howard	1	2-0
N17	NORTHERN ILLINOIS	W, 68-50	Sturdivant	Smith	Terry	Coleman	Howard	1	3-0
N21	vs. Utah#	L, 64-68	Sturdivant	Smith	Terry	Coleman	Howard	1	3-1
N23	Marquette#	L, 60-84	Sturdivant	Smith	Terry	Coleman	Franklin	2	0-1
N26	NORTH ALABAMA	W, 80-61	Kelly	Smith	Moore	Coleman	Franklin	3	1-0
N29	at Iowa	L, 65-81	Kelly	Smith	Moore	Coleman	Franklin	3	1-1
D2	NORTHEASTERN	W, 81-63	Kelly	Smith	Moore	Coleman	Franklin	3	2-1
D6	GEORGIA	W, 79-77	Kelly	Smith	Moore	Coleman	Franklin	3	3-1
D10	at North Carolina	L, 59-75	Kelly	Smith	Moore	Coleman	Franklin	3	3-2
D17	ALABAMA STATE	W, 96-60	Kelly	Sturdivant	Moore	Maxwell	Howard	4	1-0
D21	CLEMSON	L, 66-79	Kelly	Sturdivant	Moore	Maxwell	Howard	4	1-1
D31	VIRGINIA	L, 56-74	Sturdivant	Terry	Moore	Coleman	Howard	5	0-1
J4	MIAMI	W, 76-70	Kelly	Terry	Moore	Coleman	Howard	6	1-0
J7	at Florida State	L, 64-75	Kelly	Terry	Moore	Coleman	Howard	6	1-1
J10	at Notre Dame	L, 72-73 (ot)	Kelly	Terry	Coleman	Franklin	Howard	7	0-1
J14	PITTSBURGH	L, 60-71	Kelly	Terry	Moore	Coleman	Howard	6	1-2
J17	NC STATE	L, 66-78	Kelly	Sturdivant	Moore	Coleman	Howard	8	0-1
J21	SYRACUSE	L, 63-80	Kelly	Smith	Moore	Coleman	Howard	9	0-1
J24	at Clemson	L, 51-72	Kelly	Smith	Moore	Coleman	Howard	9	0-2
J28	DUKE	L, 43-86	Kelly	Smith	Moore	Coleman	Howard	9	0-3
F1	at Louisville	L, 58-68	Sturdivant	Kelly	Coleman	Franklin	Howard	10	0-1
F4	at NC State	L, 64-72	Sturdivant	Terry	Kelly	Coleman	Franklin	11	0-1
F8	NOTRE DAME	W, 70-68	Sturdivant	Terry	Kelly	Coleman	Franklin	11	1-1
F11	at Wake Forest	L, 70-71	Sturdivant	Terry	Kelly	Coleman	Franklin	11	1-2
F15	VIRGINIA TECH	W, 77-70	Sturdivant	Terry	Kelly	Coleman	Franklin	11	2-2
F18	FLORIDA TECH	W, 79-56	Sturdivant	Terry	Kelly	Coleman	Franklin	11	3-2
F21	at Pittsburgh	L, 68-76	Sturdivant	Terry	Kelly	Coleman	Franklin	11	3-3
F25	LOUISVILLE	W, 83-67	Sturdivant	Terry	Kelly	Coleman	Franklin	11	4-3
F28	at Syracuse	W, 96-76	Sturdivant	Terry	Kelly	Coleman	Franklin	11	5-3
M4	at Boston College	W, 73-65	Sturdivant	Terry	Kelly	Coleman	Franklin	11	6-3
M7	vs. Florida State	W, 61-60	Sturdivant	Terry	Kelly	Coleman	Franklin	11	7-3
M8	vs. Pittsburgh	L, 81-89	Sturdivant	Terry	Kelly	Coleman	Franklin	11	7-4

Specialty Stats (GT/Opp)

Game	Opponent	Paint	OffT0	2ndCh	FBreak	Bench
N7	CLAYTON STATE	52/34	16/14	15/13	25/10	33/18
N12	at Georgia State	22/38	16/6	9/13	8/4	27/24
N17	NORTHERN ILLINOIS	42/24	16/10	17/6	17/14	35/8
N21	vs. Utah#	32/34	24/6	9/13	15/7	31/16
N23	Marquette#	28/38	12/24	16/12	2/17	15/29
N26	NORTH ALABAMA	48/40	19/17	10/10	14/10	21/35
N29	at Iowa	34/36	13/16	15/27	5/5	5/17
D2	NORTHEASTERN	42/32	10/7	22/14	11/0	30/39
D6	GEORGIA	44/48	8/5	13/13	12/9	20/26
D10	at North Carolina	22/36	13/13	0/7	3/17	16/10
D17	ALABAMA STATE	38/30	10/9	11/6	21/16	29/28
D21	CLEMSON	34/48	18/9	9/11	10/5	18/8
D31	VIRGINIA	24/28	17/30	4/10	15/14	31/15
J4	MIAMI	30/32	6/13	15/26	13/8	4/8
J7	at Florida State	24/36	12/18	7/6	8/11	13/7
J10	at Notre Dame	32/28	17/18	14/6	6/4	37/16
J14	PITTSBURGH	16/30	0/8	19/6	10/19	30/21
J17	NC STATE	42/26	22/16	17/4	13/13	18/10
J21	SYRACUSE	24/44	7/24	7/5	13/14	9/22
J24	at Clemson	24/32	8/16	6/7	2/0	16/18
J28	DUKE	12/44	1/15	6/14	11/10	18/29
F1	at Louisville	20/24	13/7	8/12	4/2	9/15
F4	at NC State	28/36	5/11	7/11	17/7	0/16
F8	NOTRE DAME	34/26	5/9	6/8	7/8	8/2
F11	at Wake Forest	28/32	18/13	20/11	11/5	28/19
F15	VIRGINIA TECH	22/44	14/13	10/14	9/5	7/7
F18	FLORIDA TECH	40/30	23/12	11/14	16/3	19/5
F21	at Pittsburgh	30/26	11/2	4/3	2/4	10/2
F25	LOUISVILLE	28/40	18/13	11/10	16/6	6/17
F28	at Syracuse	28/42	12/15	15/4	17/17	0/11
M4	at Boston College	20/36	12/2	15/8	6/7	7/14
M7	vs. Florida State	20/32	5/6	6/11	0/5	2/15
M8	vs. Pittsburgh	36/40	8/11	11/6	19/2	4/10

Miscellaneous

	Opponent	Uniform Color	Tip	Large Lead	Large Deficit	Ties	Lead Changes	GT Led	Opp Led	Game Tied	1st GT Subs	On the Floor at the End
N7	CLAYTON STATE	White	CST	37	2	3	2	34:37	1:22	4:01	Kelly, Franklin > Terry, Howard - 14:29-1H	Boyd, Daniels, Hill, Bagatskis, Martynov
N12	at Georgia State	Gold	GT	8	9	8	8	13:29	21:05	5:26	Franklin > Howard - 15:53-1H	Terry, Coleman, Kelly, Moore, Howard
N17	NORTHERN ILLINOIS	White	GT	26	-	-	-	38:50	-	1:10	Franklin > Howard - 16:17-1H	Sturdivant, Franklin, Maxwell, Kelly, Moore
N21	vs. Utah#	White	Utah	4	19	4	2	6:10	31:30	2:19	Kelly > Sturdivant - 16:18-1H	Terry, Coleman, Smith, Moore, Franklin
N23	Marquette#	White	Marq	-	29	-	-	-	38:21	1:37	Kelly/Maxwell/Moore > Terry/Sturdivant/Coleman - 15:16-1H	Terry, Sturdivant, Kelly, Bagatskis, Franklin
N26	NORTH ALABAMA	Gold	GT	25	-	-	-	39:11	-	0:49	Sturdivant, Terry, Howard > Smith, Kelly, Franklin - 14:25-1H	Boyd, Daniels, Hill, Bagatskis, Martynov
N29	at Iowa	Gray	Iowa	2	17	2	1	0:30	36:29	3:01	Terry, Sturdivant, Maxwell, Meka > Smith, Kelly, Moore, Franklin - 13:47-1H	Terry, Sturdivant, Coleman, Kelly, Moore
D2	NORTHEASTERN	White	NE	23	2	1	3	35:04	3:04	1:52	Terry > Moore - 12:14-1H	Boyd, Daniels, Hill, Meka, Martynov
D6	GEORGIA	White	GT	8	5	11	18	17:07	14:17	8:36	Terry > Moore - 14:18-1H	Terry, Coleman, Smith, Kelly, Moore
D10	at North Carolina	Gold	NC	1	20	3	4	0:32	37:00	2:28	Terry, Meka > Moore, Franklin - 15:43-1H	Terry, Sturdivant, Coleman, Kelly, Meka
D17	ALABAMA STATE	Gold	GT	42	-	-	-	39:43	-	0:17	Terry, Coleman, Smith > Kelly, Moore, Sturdivant - 12:47-1H	Boyd, Daniels, Hill, Bagatskis, Martynov
D21	CLEMSON	White	CL	23	4	1	4	6:01	33:20	0:39	Terry, Coleman, Smith, Franklin > Sturdivant, Maxwell, Moore, Howard - 13:25-1H	Terry, Sturdivant, Kelly, Moore, Howard
D31	VIRGINIA	White	VA	-	27	1	-	-	39:17	0:43	Smith, Kelly, Franklin > Terry, Sturdivant, Howard - 11:52-1H	Terry, Sturdivant, Coleman, Kelly, Franklin
J4	MIAMI	White	MIA	6	12	7	9	26:50	10:04	3:06	Franklin > Howard - 11:52-1H	Terry, Coleman, Smith, Kelly, Howard
J7	at Florida State	Gold	FSU	9	22	-	6	16:33	22:58	0:29	Franklin > Howard - 10:43-1H	Terry, Smith, Kelly, Franklin, Howard
J10	at Notre Dame	Gray	ND	7	9	10	13	20:00	16:37	3:23	Smith > Coleman - 13:28-1H	Sturdivant, Smith, Coleman, Kelly, Franklin
J14	PITTSBURGH	White	Pitt	3	12	4	11	4:20	31:37	4:03	Smith > Moore - 15:34-1H	Terry, Coleman, Smith, Kelly, Howard
J17	NC STATE	Gold	NCSt	10	16	-	1	17:57	21:27	0:36	Smith > Sturdivant - 14:38-1H	Sturdivant, Coleman, Kelly, Moore, Franklin
J21	SYRACUSE	White	GT	11	17	1	1	10:09	29:02	0:49	Franklin > Moore - 10:56-1H	Sturdivant, Coleman, Kelly, Moore, Howard
J24	at Clemson	Gold	CL	21	-	-	-	-	39:43	0:17	Meka, Franklin > Moore, Howard - 17:03-1H	Sturdivant, Smith, Coleman, Moore, Franklin
J28	DUKE	White	Duke	-	43	-	-	-	39:37	0:03	Sturdivant > Moore - 17:26-1H	Sturdivant, Coleman, Bagatskis, Kelly, Howard
F1	at Louisville	Gray	Lou	4	10	2	2	3:40	32:50	2:30	Maxwell, Moore > Coleman, Howard - 13:17-1H	Sturdivant, Coleman, Kelly, Bagatskis, Franklin
F4	at NC State	Gray	GT	8	9	4	4	19:49	17:15	2:56	Maxwell > Coleman - 10:50-1H	Terry, Sturdivant, Coleman, Kelly, Meka
F8	NOTRE DAME	White	GT	7	6	13	11	21:33	8:52	9:35	Smith, Moore, Howard > Sturdivant, Coleman, Franklin - 14:28-1H	Smith, Terry, Sturdivant, Coleman, Franklin
F11	at Wake Forest	Gold	WF	7	11	9	11	21:58	11:02	4:00	Howard > Franklin - 16:34-1st	Terry, Smith, Coleman, Kelly, Franklin
F15	VIRGINIA TECH	HBE*	GT	16	2	2	5	34:36	2:59	2:25	Meka > Franklin - 15:18-1H	Terry, Sturdivant, Coleman, Kelly, Franklin
F18	FLORIDA TECH	White	GT	23	3	4	11	30:27	7:22	2:11	Moore > Kelly - 14:07-1H	Boyd, Daniels, Hill, Bagatskis, Martynov
F21	at Pittsburgh	Gold	GT	4	9	6	15	27:42	8:16	4:02	Moore > Kelly - 17:28-1H	Sturdivant, Coleman, Kelly, Moore, Franklin
F25	LOUISVILLE	White	GT	18	3	4	4	34:28	3:36	1:56	Moore > Sturdivant - 12:59-1H	Terry, Boyd, Kelly, Moore, Franklin
F28	at Syracuse	Gold	Syr	28	2	2	11	37:03	2:25	0:32	Moore > Franklin - 9:00-1H	Boyd, Daniels, Bagatskis, Moore, Martynov
M4	at Boston College	Gold	GT	9	9	6	6	27:28	6:20	4:18	Moore > Kelly - 14:32-1H	Terry, Sturdivant, Coleman, Kelly, Franklin
M7	vs. Florida State	Gold	FSU	4	11	2	2	34:12	3:42	2:06	Moore > Kelly - 12:45-1H	Terry, Sturdivant, Coleman, Kelly, Franklin
M8	vs. Pittsburgh	Gold	Pitt	15	2	4	6	36:12	1:47	2:01	Moore > Sturdivant - 10:15-1H	Sturdivant, Coleman, Kelly, Moore, Franklin

*alternate gold or white uniform

ROSTER AT-A-GLANCE

NUMERICAL

No.	Name	Pos.	Ht.	Wt.	Cl.	Exp.	Hometown	High School/College
0	Lance Terry	G	6-2	200	Sr.	TR	College Park, Ga.	The Heritage School/Gardner-Webb
1	Kyle Sturdivant	G	6-3	196	Sr.	2VL	Norcross, Ga.	Norcross HS/Southern California
3	Dallan "Deebo" Coleman	G	6-6	218	So.	1VL	Memphis, Tenn.	West Nassau HS [Callahan, Fla.]
4	Ja'von Franklin	F	6-7	214	Sr.	TR*	Little Rock, Ark.	Parkview Magnet/Holmes C Auburn/South Alabama
5	Deivon Smith	G	6-1	176	Jr.	1VL	Loganville, Ga.	Grayson HS/Mississippi State
10	Cyril Martynov	C/F	7-0	229	Fr.	HS	Barrie, Ontario	Innisdale Secondary School/Lawrenceville [N.J.] School
11	Tristan Maxwell	G	6-3	205	Jr.	2VL	Huntersville, N.C.	North Mecklenburg HS
12	Freds Pauls Bagatskis	F	6-8	180	Fr.	HS	Riga, Latvia	Mas Camarena/Valencia [Spain] Basketball Club
13	Miles Kelly	G	6-6	175	So.	1VL	Stone Mountain, Ga.	Parkview HS/Hargrave Military Academy [Chatham, Va.]
14	Jalon Moore	F	6-7	209	So.	1VL	Birmingham, Ala.	Gardendale HS
23	Jordan Meka	C/F	6-8	219	Jr.	2VL	Yaoundé, Cameroon	Mt. Bethel Christian Academy [Marietta, Ga.]
24	Rodney Howard	C/F	6-11	256	Sr.	2VL	Ypsilanti, Mich.	Legacy Charter School [Greenville, S.C.]/Georgia
30	Coleman Boyd	G	6-1	178	Sr.	3VL	Smyrna, Ga.	Mt. Bethel Christian Academy
33	Brayden Daniels	G	6-4	188	So.	1VL	Louisville, Ky.	Christian Academy of Louisville
35	Emmer Nichols	F	6-6	219	Fr.	HS	Woodside, Calif.	Sacred Heart Preparatory School
43	Jermontae Hill	G	6-6	206	r-Fr.	HS	Atlanta, Ga.	Tucker HS/DME Academy (Daytona, Fla.)

ALPHABETICAL

No.	Name	Pos.	Ht.	Wt.	Cl.	Exp.	Hometown	High School/College
12	Freds Pauls Bagatskis	F	6-8	180	Fr.	HS	Riga, Latvia	Mas Camarena/Valencia [Spain] Basketball Club
30	Coleman Boyd	G	6-1	178	Sr.	3VL	Smyrna, Ga.	Mt. Bethel Christian Academy
3	Dallan "Deebo" Coleman	G	6-6	218	So.	1VL	Memphis, Tenn.	West Nassau HS [Callahan, Fla.]
33	Brayden Daniels	G	6-4	188	So.	1VL	Louisville, Ky.	Christian Academy of Louisville
4	Ja'von Franklin	F	6-7	214	Sr.	TR*	Little Rock, Ark.	Parkview Magnet/Holmes CC/Auburn/South Alabama
43	Jermontae Hill	G	6-6	206	r-Fr.	HS	Atlanta, Ga.	Tucker HS/DME Academy (Daytona, Fla.)
24	Rodney Howard	C/F	6-11	256	Sr.	2VL	Ypsilanti, Mich.	Legacy Charter School [Greenville, S.C.]/Georgia
13	Miles Kelly	G	6-6	175	So.	1VL	Stone Mountain, Ga.	Parkview HS/Hargrave Military Academy [Chatham, Va.]
10	Cyril Martynov	C/F	7-0	229	Fr.	HS	Barrie, Ontario	Innisdale Secondary School/Lawrenceville [N.J.] School
11	Tristan Maxwell	G	6-3	205	Jr.	2VL	Huntersville, N.C.	North Mecklenburg HS
23	Jordan Meka	C/F	6-8	219	Jr.	2VL	Yaoundé, Cameroon	Mt. Bethel Christian Academy [Marietta, Ga.]
14	Jalon Moore	F	6-7	209	So.	1VL	Birmingham, Ala.	Gardendale HS
35	Emmer Nichols	F	6-6	219	Fr.	HS	Woodside, Calif.	Sacred Heart Preparatory School
5	Deivon Smith	G	6-1	176	Jr.	1VL	Loganville, Ga.	Grayson HS/Mississippi State
1	Kyle Sturdivant	G	6-3	196	Sr.	2VL	Norcross, Ga.	Norcross HS/Southern California
0	Lance Terry	G	6-2	200	Sr.	TR	College Park, Ga.	The Heritage School/Gardner-Webb

*graduate transfer

Head Coach: Josh Pastner (Arizona, 1997), 7th season**Associate Head Coach:** Anthony Wilkins (Kent State, 2013), 5th season**Assistant Coach:** Julian Swartz (Carroll College, 2005), 7th season**Assistant Coach:** Brian Eskildsen (Tennessee, 2009), 1st season**Director of Operations:** Tyler Benson (St. Bonaventure, 2009), 7th season**Director of Player Personnel:** B.J. Elder (Georgia Tech, 2014), 4th season**Director of Scouting:** Hayden Sheridan (Arizona, 2016), 5th season**Player Development Coach:** Eddie Dimas (Grand Canyon, 2015), 2nd season**Athletic Trainer:** Richard Stewart (Salisbury, 2005), 16th season

Pronunciations

McCamish Pavilion	Mc-CAM-ish (like CAM Newton)
Freds Pauls Bagatskis	fred paul buh-GAHT-skis (no S in first two names)
Dallan "Deebo" Coleman	DELL-un, DEE-bo
Brian Eskildsen	ESS-killed-sun
Ja'von Franklin	JAY-vonn
Cyril Martynov	KEER-ul MAR-tin-off
Jordan Meka	MECK-uh
Jalon Moore	JAY-lun
Deivon Smith	DAY-vonn
Kyle Sturdivant	STIR-de-vunt

BY CLASS

Seniors: Coleman Boyd, Ja'von Franklin (grad transfer), Rodney Howard, Kyle Sturdivant, Lance Terry**Juniors:** Tristan Maxwell, Jordan Meka, Deivon Smith**Sophomores:** Dallan "Deebo" Coleman, Brayden Daniels, Miles Kelly, Jalon Moore**Freshman:** Freds Pauls Bagatskis, Jermontae Hill (RS), Cyril Martynov, Emmer Nichols

BY STATE/COUNTRY

Alabama: Jalon Moore**Arkansas:** Ja'von Franklin**California:** Emmer Nichols**Cameroon:** Jordan Meka**Canada:** Cyril Martynov**Georgia:** Coleman Boyd, Jermonatae Hill, Miles Kelly, Deivon Smith, Kyle Sturdivant, Lance Terry**Kentucky:** Brayden Daniels**Latvia:** Freds Pauls Bagatskis**Michigan:** Rodney Howard**North Carolina:** Tristan Maxwell**Tennessee:** Dallan "Deebo" Coleman

BY MAJOR

Business Administration: Coleman Boyd, Dallan "Deebo" Coleman, Miles Kelly, Jermontae Hill, Rodney Howard, Cyril Martynov, Jordan Meka, Jalon Moore, Kyle Sturdivant**Computer Science:** Freds Pauls Bagatskis**Economics/International Affairs:** Emmer Nichols**History, Technology & Society:** Ja'von Franklin, Lance Terry**Industrial Engineering:** Brayden Daniels**Literature, Media & Communication:** Tristan Maxwell, Deivon Smith

BY HEIGHT

6-1	Coleman Boyd, Deivon Smith
6-2	Lance Terry
6-3	Tristan Maxwell, Kyle Sturdivant
6-4	Brayden Daniels
6-6	Dallan "Deebo" Coleman, Jermontae Hill, Miles Kelly, Emmer Nichols
6-7	Ja'von Franklin, Jalon Moore
6-8	Freds Pauls Bagatskis, Jordan Meka
6-11	Rodney Howard
7-0	Cyril Martynov

RADIO/TV ROSTER

**Freds Pauls Bagatskis**
F • 6-8 • Fr. **12****Coleman Boyd**
G • 6-1 • Sr. **30****Dallan "Deebo" Coleman**
G • 6-6 • So. **3****Brayden Daniels**
G • 6-4 • So. **33****Ja'von Franklin**
F • 6-7 • Sr. **4****Jermontae Hill**
G • 6-6 • rFr. **43****Rodney Howard**
C/F • 6-11 • Sr. **24****Miles Kelly**
G • 6-6 • So. **13****Cyril Martynov**
C/F • 7-0 • Fr. **10****Tristan Maxwell**
G • 6-3 • Jr. **11****Jordan Meka**
C/F • 6-8 • Jr. **23****Jalon Moore**
F • 6-7 • So. **14****Emmer Nichols**
F • 6-6 • Fr. **35****Deivon Smith**
G • 6-1 • Jr. **5****Kyle Sturdivant**
G • 6-3 • Sr. **1****Lance Terry**
G • 6-2 • Sr. **0****Josh Pastner**
Head Coach**Anthony Wilkins**
Associate Head Coach**Julian Swartz**
Assistant Coach**Brian Eskildsen**
Assistant Coach**Tyler Benson**
Director of Operations**B.J. Elder**
Director of Player Personnel**Hayden Sheridan**
Director of Scouting

RADIO/TV CHEAT SHEET



0

LANCE TERRY

Guard • 6-2 • 200 • Senior • College Park, Ga.

Year	GP/GS	PPG	RPG	APG	FG%	3FG%	FT%
2022-23	29/21	10.1	2.8	1.2	.421	.388	.814
Season Highs	Pts: 24	Reb: 7	Ast: 3	Min: 40:00			
Career Highs	Pts: 26	Reb: 7	Ast: 4	Min: 40:00			

Notes

- Returned from 4-game injury absence to avg 13.3 ppg last 11 games, made winning FG vs. Notre Dame at buzzer
- Over the last 11 games - 43.4% FG, 43.3% 3pt FG, 77.8% FT
- Finished as Tech's top 3pt FG pct. at 38.8% in all games, 42.1% in ACC games
- Tech's No. 2 scorer in ACC games - 11.4 ppg, 42.1% FG, 74.2% FT; season-high 24 pts vs. Miami, Syracuse



1

KYLE STURDIVANT

Guard • 6-2 • 197 • Junior • Norcross, Ga.

Year	GP/GS	PPG	RPG	APG	FG%	3FG%	FT%
2022-23	33/21	8.6	2.3	3.3	.393	.321	.695
Season Highs	Pts: 20	Reb: 8	Ast: 10	Min: 39:10			
Career Highs	Pts: 20	Reb: 8	Ast: 10	Min: 39:10			

Notes

- Started last 12 games, double figures in 9 - 12.6 ppg, 35.1% 3pt FG, 4.4 apg, 53/19 assist/turnover ratio
- 111/53 assist-to-turnover ratio for the season (2.09/1)
- Fourteen double-figure games for the season, 10 in ACC games, career-high 20 points vs. Syracuse on Feb. 28
- In ACC games - 9.0 ppg, 3.3 apg, 39.3% FG, 30.3% 3pt FG



3

DALLAN "DEEBO" COLEMAN

Guard • 6-6 • 218 • Sophomore • Memphis, Tenn.

Year	GP/GS	PPG	RPG	APG	FG%	3FG%	FT%
2022-23	33/31	9.5	2.9	1.3	.376	.326	.689
Season Highs	Pts: 21	Reb: 9	Ast: 8	Min: 40:00			
Career Highs	Pts: 21	Reb: 9	Ast: 8	Min: 40:00			

Notes

- Double figures in 13, averaged 13.5 ppg, 6.0 rpg, 8-20 FG, 5-13 3pt FG in ACC Tournament
- No. 2 on team in 3pt FG made & attempted (57-of-175) and No. 3 in free throw attempts (51-of-74)
- In ACC games - 9.1 ppg, 2.8 rpg, 35.9% FG, 31.6% on 3pt FG, career-high 21 pts vs. Virginia Tech on Feb. 15
- 20-to-4 assist/turnover ratio last seven games (8.7 ppg)



4

JA'VON FRANKLIN

Forward • 6-7 • 214 • Senior • Little Rock, Ark.

Year	GP/GS	PPG	RPG	BPG	FG%	3FG%	FT%
2022-23	32/19	9.7	8.1	1.6	.591	.000	.651
Season Highs	Pts: 21	Reb: 19	Blk: 5	Min: 44:57			
Career Highs	Pts: 28	Reb: 19	Blk: 5	Min: 44:57			

Notes

- Last 11 games - 14.2 ppg, 12.8 rpg, 61.3% FG, 40 assists, team-high 22 blocks, 22 steals
- In ACC games - 9.3 ppg, 7.3 rpg, 61.1% FG, team-high 26 blocks and 28 steals
- Only player to rank in ACC top-15 in rebounds (7th), blocks (5th) and steals (7th) in conference games
- Six double-doubles in last eight games, including triple-double at Syracuse (14 pts/15 reb/10 ast)



5

DEIVON SMITH

Guard • 6-1 • 176 • Junior • Loganville, Ga.

Year	GP/GS	PPG	RPG	APG	FG%	3FG%	FT%
2022-23	24/13	8.0	5.6	3.7	.391	.261	.448
Season Highs	Pts: 16	Reb: 11	Ast: 7	Min: 36:45			
Career Highs	Pts: 17	Reb: 11	Ast: 9	Min: 36:45			

Notes

- Team leader in assist average (3.7 pg), No. 3 in ACC in assist/turnover ratio (2.78-1) / DNP last 8 games (ankle)
- Double-digit points in 10 games; P/R double-doubles vs. Notre Dame (16/10), Pitt (15/11), Clemson (11/10)
- Top rebounding guard in ACC - 7.0 ppg, 5.7 rpg, 3.9 apg in ACC games
- 6 or more rebounds in 11 games, 4 or more assists in 13 games



10

CYRIL MARTYNOV

Center • 7-0 • 229 • Freshman • Barrie, Ontario

Year	GP/GS	PPG	RPG	BPG	FG%	3FG%	FT%
2022-23	7/0	0.7	0.9	0.0	.286	.000	.500
Season Highs	Pts: 2	Reb: 2	Ast: 0	Min: 7:41			
Career Highs	Pts: 2	Reb: 2	Ast: 0	Min: 7:41			

Notes

- Signed in early August after re-classifying to the 2022 class, played in 7 games
- Ontario native who attended The Lawrenceville (N.J.) School in 2021-22, name pronounced "KEER-ul MAR-tin-off"
- Member of the UPlay Canada team on the Nike EYBL circuit in the spring/summer of 2022
- Scored in double figures in all five games, averaging 17.2 ppg and 10.4 rpg, on the final weekend in Kansas City



11

TRISTAN MAXWELL

Guard • 6-3 • 205 • Sophomore • Huntersville, N.C.

Year	GP/GS	PPG	RPG	APG	FG%	3FG%	FT%
2022-23	18/2	33	1.0	0.8	.263	.306	.636
Season Highs	Pts: 18	Reb: 2	Ast: 4	Min: 23:40			
Career Highs	Pts: 22	Reb: 4	Ast: 4	Min: 25:56			

Notes

- Played 6 games first 2 seasons, 18 this season with 2 starts
- Season-high 18 pts (6-11 FG, 5-8 3pt) vs. Alabama State, ACC high of 10 pts (4-9 FG, 2-6 3pt) vs. Duke
- Played in 10 ACC games - 2.5 ppg, 25.7% FG, 5-16 3pt FG
- Career-high 22 points at BC (7-11 3pt FG) last season



12

FREDS PAULS BAGATSKIS

Forward • 6-8 • 180 • Freshman • Riga, Latvia

Year	GP/GS	PPG	RPG	APG	FG%	3FG%	FT%
2022-23	9/0	0.9	0.0	0.0	.375	.333	.000
Season Highs	Pts: 3	Reb: 0	Ast: 0	Min: 6:25			
Career Highs	Pts: 3	Reb: 0	Ast: 0	Min: 6:25			

Notes

- Played in 9 games, including 5 ACC games; hit 3-pters vs. Marquette and Louisville
- Latvia native who developed his game and attended high school in Valencia, Spain the last three years
- Played for Latvia U16 team in 2019 FIBA European Championship, was on U20 team this summer
- Name is pronounced "fred paul buh-GAT-skis" (without the S in first two names)



13

MILES KELLY

Guard • 6-6 • 175 • Sophomore • Stone Mountain, Ga.

Year	GP/GS	PPG	RPG	APG	FG%	3FG%	FT%
2022-23	33/27	14.4	3.4	1.3	.410	.379	.898
Season Highs	Pts: 30	Reb: 7	Ast: 4	Min: 40:00			
Career Highs	Pts: 30	Reb: 7	Ast: 4	Min: 40:00			

Notes

- Tech's scoring leader, double figures in 25 of 33 games (last 8 games: 19.8 ppg, 3.1 rpg, 47.7% FG, 44.3% 3pt)
- Team-high 14.8 ppg in ACC games, 38.4% 3pt FG, 40.2% FG, 95.3% FT; career-high 30 pts at Syracuse
- Set a tech season record for free throw percentage at 89.83% (previous: Anthony Morrow 88.73% in 2005-06)
- Scored game-winning baskets against Georgia State and Georgia



14

JALON MOORE

Forward • 6-7 • 209 • Sophomore • Birmingham, Ala.

Year	GP/GS	PPG	RPG	BPG	FG%	3FG%	FT%
2022-23	32/15	7.6	4.7	0.9	.431	.114	.688
Season Highs	Pts: 17	Reb: 9	Blk: 3	Min: 38:11			
Career Highs	Pts: 17	Reb: 9	Blk: 3	Min: 38:11			

Notes

- Started 15 games (10 ACC starts), Tech's 7th-leading scorer, 3rd-leading rebounder
- In ACC games - 6.8 ppg, 4.3 rpg, 38.8% FG, 66.0% FT, six games with 10+ points
- Thirteen games with 10+ points, career-high 17 vs. NC State on Jan. 17
- Near double-doubles 3 times - Clayton State (11 pts, 9 reb), Northeastern (16/9), North Carolina (15/9)



23

JORDAN MEKE

Center/Forward • 6-8 • 219 • Junior • Yaoundé, Cameroon

Year	GP/GS	PPG	RPG	BPG	FG%	3FG%	FT%
2022-23	10/0	0.4	1.5	0.4	.286	.000	.000
Season Highs	Pts: 4	Reb: 4	Blk: 2	Min: 16:35			
Career Highs	Pts: 4	Reb: 8	Blk: 3	Min: 27:17			

Notes

- Played in just 10 games due to combination of groin/back problems, illness
- Played in 15 games last season (4 starts, all in ACC games); 3.0 rpg, 9 blks, 4 stl in 10 ACC games
- Career-high 8 rebounds at Duke last 1/4
- Played only 1 game as a freshman before having back surgery and missing the remainder



24

RODNEY HOWARD

Center/Forward • 6-11 • 256 • Senior • Ypsilanti, Mich.

Year	GP/GS	PPG	RPG	APG	FG%	3FG%	FT%
2022-23	24/16	4.5	4.3	1.2	.545	.000	.579
Season Highs	Pts: 15	Reb: 13	Ast: 5	Min: 33:38			
Career Highs	Pts: 19	Reb: 14	Ast: 5	Min: 36:22			

Notes

- No. 2 in FG% in all games (54.5%) and in ACC games (50%)
- Played 14 of 16 ACC games, started 11 - 3.9 ppg, 4.4 rpg, 9 blocks
- Went for 15 pts, 13 rebs in opener vs. Clayton State; 11 pts, 11 reb vs. Alabama State
- Started first 4 games and 12 straight games before Feb. 8 vs. Notre Dame, played only 11 minutes last 2 games