



# Wofford Terriers

## BASEBALL GAME NOTES

-  @WoffordBaseball
-  @woffordbaseball
-  /WoffordAthletics
-  /Wofford Terriers



**Wofford Terriers**  
14-5 (0-0 SoCon)  
Wofford Head Coach  
Todd Interdonato  
16th Season  
429-407-1

### GAME 20

**March 21**  
**6:00 p.m.**  
Russ Chandler  
Stadium  
Atlanta, Georgia



**Georgia Tech Yellow Jackets**  
14-6 (3-3 ACC)  
Georgia Tech Head Coach  
Danny Hall  
30th Season (36th Overall)  
1,154-611-1 (1,362-728-1)

### BACK IN THE PEACH STATE

Wofford leaves South Carolina for just the second time this season as it travels back to Georgia for a midweek match-up against Georgia Tech. After weather forced this past weekend's series against Xavier to move from Cincinnati to Spartanburg, the Terriers suffered their first home sweep since 2016 to fall to 14-5 on a four-game losing streak. The Yellow Jackets are 14-6 (3-3 ACC) after dropping two-of-three at No. 2 Louisville. Wofford and Georgia Tech have met nine times prior, but not since 2007. The Yellow Jackets won that contest 11-8 on April 3 in Atlanta and have claimed all nine of the all-time meetings.

### QUICK HITS

- The Terriers won their first three series of the season before dropping all three to Xavier over the weekend.
- First-baseman Ryan Galanie earned two SoCon weekly honors last week: Player of the Week and Student-Athlete of the Week.
- Galanie currently leads the SoCon in all three Triple Crown categories: .441 average, six homers and 25 RBI
- The Terrier pitching staff as a whole has been pinpoint, giving up only 27 walks this season. At a rate of 1.39 per nine innings, this is the lowest mark in the NCAA.
- Wofford was picked as the SoCon's preseason favorite in both the coaches and media polls.
- Five Terriers were honored on the Preseason All-SoCon Teams: Matthew Marchal, Luke Stephens, Ryan Galanie and Brice Martinez on the first team with Trey Yunger on the second team.
- Senior righty Matthew Marchal was tabbed as the league's Preseason Pitcher of the Year and has garnered Preseason Second-Team All-American honors by Collegiate Baseball.
- The Terriers have secured back-to-back SoCon regular season titles for the first time in program history.
- Wofford has stolen 100 or more bases in nine-straight full seasons dating back to 2013, the longest active streak in Division I.

### ABOUT WOFFORD

This is the 16th season under the direction of head coach Todd Interdonato. Leading the team are eight seniors, including two All-SoCon players from last season in Ryan Galanie and Matthew Marchal. Overall, 24 players are returning from last season's squad, and they are joining by 13 newcomers: 12 freshmen and a junior transfer. Marchal is the top returning pitcher, leading the Terriers in ERA (2.52), innings (85.2) and strikeouts (93) last season. The bullpen in bolstered by the returning tandem of Luke Stephens and Holden Wilder. With the departure of last season's saves leader Dalton Rhadans, Stephens is poised to step into the closer role. Wilder led the team in wins with eight. Galanie led Wofford in slugging (.653), runs (66), RBI (59) and home runs (17) and boasts the top returning hit total (72). Brice Matinez owns the highest batting average among returners (.331). Last season's steals leader was Jack Renwick with 35, and he's the leading bunter among returners with six sacrifices.

### CONSISTENCY IN THE SOCON

Since the 2015 season, only one school has posted .500 or better records in SoCon play every season - Wofford. The Terriers were 13-10 in 2015, 12-12 in 2016, 13-11 in 2017, 15-9 in 2018 and 14-9 in 2019. In 2021, the Terriers were 21-9 and finished 16-4-1 in 2022. During the seven-season span, Mercer was below .500 in 2018, Samford was below the mark in 2017 and UNCG was 12-18 in 2021.

### BACK-TO-BACK

With a win in the series opener on May 19, 2022 at VMI, Wofford secured the regular season SoCon crown for the second-straight season. The back-to-back titles are the first in program history, and the Terriers are the first team to repeat as regular season champs in the SoCon since Mercer won three consecutive from 2015-17.

### FEELS LIKE THE FIRST TIME

Multiple Terriers notched firsts during the first weekend of the campaign. Five freshman pitchers made their debuts, and four recorded

### 2023 SCHEDULE/RESULTS

Date	Opponent	Time/Result
Feb. 17	SOUTHERN ILLINOIS	L, 4-9
Feb. 18	SOUTHERN ILLINOIS	W, 8-7
Feb. 19	SOUTHERN ILLINOIS	W, 5-4
Feb. 21	UNC ASHEVILLE	W, 4-0
Feb. 24	KENT STATE	W, 9-6
Feb. 25	KENT STATE	W, 7-3
Feb. 26	KENT STATE	W, 11-3
Feb. 28	WINTHROP	W, 18-10
March 3	SACRED HEART	Postponed
March 4	SACRED HEART	W, 9-3
March 4	SACRED HEART	W, 15-8
March 5	SACRED HEART	W, 5-1
March 7	at Winthrop	W, 8-0
March 8	vs. Michigan State ^	W, 12-9
March 10	CINCINNATI	W, 12-3
March 11	CINCINNATI	W, 5-2
March 12	CINCINNATI	Canceled
March 14	at Georgia	L, 8-10
March 18	XAVIER	L, 1-9
March 18	XAVIER (14)	L, 2-5
March 19	XAVIER	L, 10-14
March 21	at Georgia Tech	6:00 p.m.
March 24	VMI *	6:00 p.m.
March 25	VMI *	3:00 p.m.
March 26	VMI *	1:00 p.m.
March 29	at Presbyterian	6:00 p.m.
April 1	SIENA (DH)	2:00 p.m.
April 1	SIENA (DH)	6:00 p.m.
April 2	SIENA	1:00 p.m.
April 4	at College of Charleston	4:00 p.m.
April 6	at ETSU *	6:00 p.m.
April 7	at ETSU *	6:00 p.m.
April 8	at ETSU *	3:00 p.m.
April 11	PRESBYTERIAN	6:00 p.m.
April 14	at Western Carolina *	5:00 p.m.
April 15	at Western Carolina *	3:00 p.m.
April 16	at Western Carolina *	1:00 p.m.
April 18	at Winthrop	6:00 p.m.
April 21	SAMFORD *	6:00 p.m.
April 22	SAMFORD *	3:00 p.m.
April 23	SAMFORD *	1:00 p.m.
April 25	at UNC Asheville	5:00 p.m.
April 26	at Davidson	6:00 p.m.
April 29	at Wake Forest	6:00 p.m.
April 30	vs. High Point ~	1:00 p.m.
May 2	at Tennessee	6:30 p.m.
May 5	at UNCG *	6:00 p.m.
May 6	at UNCG *	2:00 p.m.
May 7	at UNCG *	1:00 p.m.
May 9	at Georgia State	6:00 p.m.
May 12	MERCER *	6:00 p.m.
May 13	MERCER *	3:00 p.m.
May 14	MERCER *	1:00 p.m.
May 18	at The Citadel *	1:00 p.m.
May 19	at The Citadel *	1:00 p.m.
May 20	at The Citadel *	1:00 p.m.
May 23-28	SoCon Tournament - Greenville, S.C. #	

HOME GAMES IN CAPS \* SoCon game ^ Fluor Field, Greenville, SC # SoCon Tournament ~ Winston-Salem, NC

first-career strikeouts: Champ Davis, Ryder Moye, Charlie Weber and Zac Cowan. Branton Little was the fifth to make his debut, and Weber started for his first nod to open a game. Sophomore Marshall Toole lifted his first homer, and Lucas Mahlstedt notched his first save. Transfer junior Dixon Black earned his first hit and RBI as a Terrier. More firsts have come since then. It was better late than never for senior Cameron Gill, who launched his first homer, a grand slam, in the opener against Kent State. Zac Cowan earned his first win the following day. In the second game of the Sacred Heart series, David Wiley lifted his first-career homer, a grand slam. Andrew Mannelly clubbed his first homer, a two-run shot over the King Field scoreboard in right, against Cincinnati on March 10. At Georgia, Aaron Thomas launched his first-career long ball. In the Xavier series, both Trey Yunger and Ben Schulte clubbed their first-career long balls.

### NEW KIDS ON THE BLOCK

Wofford welcomes 13 new players to the team in 2023, 12 freshmen and a junior transfer. The freshmen include infielders Cooper Erikson, Logan Collins and James Layman. Catcher Alex Nevils joins the fray, and the outfielders are Andrew Mannelly, Logan Tribble and Stan Zagrodnik. The freshmen arms are right-handers Charlie Weber and Branton Little and lefty Ryder Moye. Champ Davis and Zac Cowan are both listed as two-way players, and the duo can each play infield in addition to being right-handed pitchers.

### DUAL THREAT

Two of the freshmen Terriers are listed as two-way players: Zac Cowan and Champ Davis. The duo are each listed as an infielder/right-handed pitcher, becoming Wofford's first two-way players since Ty Regimelli played as both a hitter and pitcher in the 2018 season. It is yet to be seen to what extent either of the new Terriers will act as a two-way player, but the potential is afoot for the first time in Spartanburg in five years.

### HOME SWEET HOME

There is no place like home for the Wofford Terriers, as they have been dominant in the friendly confines of Russell C. King Field for a decade. The Terriers have posted at least a .500 home record for 10-straight seasons. Wofford was 15-18 at home in 2012, but since going 16-16 at home in 2013, the Terriers have not since dropped below the .500 mark in a season, and only two seasons saw a record of exactly .500 (2013 and 14-14 in 2017). Wofford was 21-6 at home in 2021 and finished 24-4-1 at home last season. This season, the Terriers are 12-4 in Spartanburg. Overall, Wofford is 395-102-1 at home during that 11-year span. The Terriers have not quite had the same success away from home in that span, only posting marks above .500 in four consecutive seasons dating back to 2019, which was the last season Wofford was at least .500 at neutral sites as well (3-3). Over that 10-year stretch from 2013-22, the Terriers are just 95-113 on the road and 16-22 at neutral sites.

### SERIES BUSINESS

Wofford won its first nine series of the 2022 season before taking its first series loss to Samford, the longest stretch of series wins to open a season in program history. The Terriers finished 11-1-1 in weekend series with six sweeps (Lafayette, Gardner-Webb, UNCG, ETSU, The Citadel and VMI). Wofford did not lose a home series, winning all but one (a 1-1-1 split with Western Carolina). Wofford picked up where it left off by winning the first three series of 2023, but Xavier spoiled the party by sweeping the Terriers in the fourth series. It was Wofford's first home series loss since losing two-of-three to Furman from May 10-12, 2019. This

the first home sweep Wofford has suffered since 2016, when the Terriers dropped three in a row to Western Carolina from April 1-3.

### HOT AND COLD

After losing the first game of the season, the Terriers bounced back in a massive way by winning 14 contests in a row before falling to Georgia 10-8 in midweek action March 13. That 14-game winning streak is the longest in program history, topping the original mark of 13 games set in 1983 when the Terriers won their first 13 games of the season from March 4-21. After such a hot start to the campaign, the Terriers have since cooled down. That loss to Georgia has spurred a four-game losing streak, Wofford's longest skid since losing four in a row from April 24-30 last season.

### THE FIRST BLOW

Striking first was key in Wofford's games last season, as the team to score first won all but 16 of the 59 contests. The Terriers were 32-4 when scoring first, but they were 10-12-1 when their opponents dealt the first blow. The trend seems to be holding in 2023, as Wofford is 10-2 when scoring first this season, yet they are 4-3 when the opponent scores first.

### SMALL BALL

The Terriers use a combination of stolen bases and sacrifice bunts to advance on the basepaths. Wofford has dropped down 31 sac-bunts, tops in the nation. With seven sacrifices, Jack Renwick leads the team and is one of five players tied for first nationally. With 58 steals, the Terriers are second in the SoCon and eighth nationally. Wofford's 3.05 steals per game check in at eighth in the country. Jack Renwick and Trey Yunger each own 10 swipes to lead the team, tying for sixth in the league.

### TOP DOGS

Wofford ranks among the conference and national leaders in many statistical categories. The Terriers lead the SoCon in sacrifice bunts (31), K/BB ratio (7.15), K/9 (9.9), WHIP (1.18) and walks allowed per nine innings (1.39). Of those marks, three lead the country: sac-bunts, K/BB ratio and walks per nine. Wofford's WHIP ranks 14th nationally. Wofford sits second in the league in walks (106), ERA (4.94), fielding percentage (.975), hits-by-pitch (35), on-base percentage (.414), shutouts (two), stolen bases (58) and steals per game (3.05).

### WALKING ON SUNSHINE

Wofford excelled at working the count in 2021, drawing a program record 301 walks as a team, 11th-best in the nation. Last season, Wofford continued to see the ball well and work counts, drawing 277 free passes to rank third in the conference. This aided Wofford's on base percentage, helping elevate it to a .419 mark, first in the SoCon and seventh in Division I. The Terriers have drawn 106 walks this season, second most in the SoCon and 47th nationally, and their .414 OBP is second in the league and ranks 41st in the country.

### NOTHING FOR FREE

While drawing plenty of walks at the dish, Wofford does not issue many on the mound. Terrier pitchers allowed the fourth-fewest walks per nine innings in the country in 2022 at just 2.79. This lifted the club's K/BB ratio to 3.18, eighth-best in the nation. In 2023, the Terriers have only issued 27 free passes. At a rate of 1.39 per nine innings, Wofford owns the lowest walk rate in the country. This aids in the country's 14th-best WHIP at 1.18. With a K/BB ratio of 7.15, the Terriers are first in the NCAA. Having not yet issued a walk this year, Lucas Mahlstedt is the only qualified

pitcher in the nation to have not yet issued a free pass, owning a nation's-best walks per nine rate of zero. Zac Cowan's rate of 0.43 is second in the SoCon and fourth nationally. Mahlstedt's 0.83 WHIP leads the league and ranks 25th in the country, and Cowan's 0.90 WHIP is fourth in the league.

### WE GOT ICE

Among the numerous ways Wofford players reach base is the hit-by-pitch, of which the Terriers wore plenty last season. With 91 hit batsmen, Wofford was second in the SoCon and 33rd in the country. Wofford hitters have been pegged 35 times this season, second in the conference and 33rd nationally.

### ICE IN THEIR VEINS

A few Terrier hitters have been clutch with runners on base this season. Top slugger Ryan Galanie is 16-of-35 with runners on base for a .457 average. He is just as impressive with the bases empty, touting a .424 clip with 14 hits in 33 at-bats. Notably, three Terriers take their play up a notch when the table is set for them. Jack Renwick is hitting .171 with the bases empty (6-of-35), but he is batting .321 (9-of-28) with runners on. Similarly, Trey Yunger bats .313 (10-of-32) with runners on, but with no one on his average dips to .229 (8-of-35). But no one has been more impressive with runners on base than Marshall Toole, who is hitting .542 (13-of-24) with runners on base, yet his average with the bases empty is just .267 (8-of-30).

### BAND OF THIEVES

The Terriers are deadly on the basepaths with a total team effort. Thirteen different Terriers stole at least one base last season, and 12 had at least three. Eleven had seven or more swipes, and six were in double-digits (Jack Renwick, 35; Trey Yunger, 17; Marshall Toole, 16; Ryan Galanie, 13; Lawson Hill, 12; Brice Martinez, 11). With 38 players on the roster, this marked one-third of the team with a steal. With 20 position players, over half of them boasted a swiped bag. This season, 12 of the 15 position players to play have swiped a base. Two are in double-digits, as Jack Renwick and Trey Yunger each boast 10. Six total Terriers have at least five steals. Of the three players yet to swipe a base, none of them have attempted one yet.

### BASE THIEVERY

Wofford led the nation with 163 total stolen bases (second at 2.91 bases per game) at the end of the 2013 regular season. Since then, Wofford has stolen at least 100 bases for nine-straight full seasons, the longest active streak in the nation.

Year	Stolen Bases	Rank	SBPG	Rank
2013	163	1st	2.91	2nd
2014	153	1st	2.55	1st
2015	138	2nd	2.26	2nd
2016	101	15th	1.74	9th
2017	124	4th	2.14	4th
2018	148	2nd	2.51	2nd
2019	155	3rd	2.54	6th
2020	47	1st	2.76	3rd
2021	132	2nd	2.32	5th
2022	146	3rd	2.47	3rd
2023	58	8th	3.05	8th

### YARD WORK

The Terriers hit 66 home runs in 2017, the most since hitting 74 in 2008. Since then, Wofford's long ball numbers had been decreasing. The Terriers had 49 home runs in 59 games in 2018. The team only hit 28 home runs in each of 2019 and 2021. Wofford

**Back-to-Back SoCon Regular Season Champions (2021-22)**





hit 51 homers in 2022, the most since that 2017 season, showing a turnaround in regards to the dinger. With 17 home runs, Ryan Galanie led the team. John Dempsey was not far behind with 12 four-baggers. The Terriers have tallied 18 homers this year, led by Ryan Galanie with six.

## EXTRA BASES

In 2013, the Terriers had just 22% of the hits in the season go for extra bases. Since that season, Wofford has steadily increased the number of extra bases.

Year	Hits	2B	3B	HR	Extra	% Extra
2014	488	89	5	40	134	27.5%
2015	617	125	20	39	184	29.8%
2016	544	99	22	34	155	28.4%
2017	581	101	15	66	182	31.3%
2018	576	114	15	49	178	30.9%
2019	631	135	17	28	180	28.5%
2020	177	34	4	13	51	28.8%
2021	549	117	11	28	156	28.4%
2022	576	101	15	51	167	29.0%
2023	179	23	4	18	45	25.1%

## GRAND MARCHAL

RHP Matthew Marchal was tabbed First-Team All-SoCon at the conclusion of the 2022 season. The senior ace entered 2023 as a Preseason All-American (second team, Collegiate Baseball) and as the SoCon Preseason Pitcher of the Year. In 2023, he owns a 2-1 record with a 4.81 ERA over seven starts. Marchal boasts 33 punchouts in 24.1 innings. Those strikeouts are enough to rank third in the SoCon, and his K/9 rate is 12.21, second in the league. With a K/BB ratio of 5.50, he sits fifth in the league. Toeing the rubber frequently, Marchal's seven starts are tied for most in the nation with ETSU's Landon Smiddy.

## COULAS ICE

Sophomore RHP Coulson Buchanan broke out as a freshman last season, earning SoCon All-Freshman Team honors. Now a full-time member of the rotation, Buchanan has taken his game to another level. He touts a 2-1 record in six starts (seven total appearances) with a 4.61 ERA in 27.1 innings. Buchanan has struck out 34 batters to sit second in the SoCon, and his K/9 rate of 11.20 ranks third. With a K/BB ratio of 4.86, the righty is sixth in the conference. When the pressure is on, Buchanan is cool as ice. Buchanan has faced 45 at-bats with runners on base, and he has held the opposition to only a .156 average in those situations, surrendering just seven hits total. The mark is actually lower than his batting average against with the bases empty, a .344 clip with 21 hits allowed in 61 at-bats.

## AIN'T IT GRAND?

Last season the Terriers only powered two grand slams. It took Wofford sluggers just seven games in 2023 to match that total and only 10 games to top it. In fact, the Terrier hitters lifted a pair of grand slams in just one weekend. Cameron Gill opened the Kent State series with one, his first-career homer. Ryan Galanie added his own in the series finale on Sunday. The very next weekend, David Wiley added the team's third of the season against Sacred Heart, and he became the second Terrier of the campaign to notch his first-career homer with a slam.

## CONTROL IN THE CLUTCH

Holding a lead late was imperative for Wofford last season, as the Terriers hardly coughed up a lead in the final third of a game. Wofford was 31-1 when leading after the sixth, 33-1 when leading after the seventh inning and 35-0 when leading after

eight. However, the Terriers struggled to make late comebacks when not leading. The Terriers were 11-15-1 when trailing or tied after the sixth, 5-13 after the seventh and 2-14 after the eighth. So far in 2023, the Terriers have not coughed up any lead after the fifth inning. On the flip side, Wofford has only overcome one deficit after the sixth, and it has not come back from a deficit yet after the seventh.

## AGAINST THE POWER 5

In now 12 of the last 15 seasons, Wofford has at least one win over a Power 5 conference team. In 2015, Wofford played seven games against teams from Power 5 conferences with a 3-4 overall record. In 2016, Wofford was 1-4 with a win over Kentucky. In 2017, the Terriers played Clemson, South Carolina and Pittsburgh and were 1-2. In 2018, Wofford played Kentucky, Clemson, Georgia and Boston College (1-3). The lone Power 5 opponent in 2019 was Ohio State, and Wofford won 8-6. In 2020, Wofford won at Auburn (4-3), and in 2021, the Terriers were scheduled to play Georgia (canceled) and Duke (L, 6-9). In 2022, Wofford dropped both games with Georgia and a contest at Clemson. The Terriers notched a win over their first Power 5 opponent in 2023, topping Michigan State 12-9. Wofford has since lost at Georgia, and it will square off against three more Power 5 foes.

## WHAT A RELIEF

The Wofford bullpen specializes in locking down games. The relief efforts are led by righties Lucas Mahlstedt, Luke Stephens and breakout freshman Zac Cowan. Mahlstedt owns a 1.88 ERA with a 1-0 record and a pair of saves. Over 24.0 innings, he has struck out 25 hitters while allowing only five runs. Mahlstedt's ERA is second in the SoCon, and he leads the league in K/BB ratio (0.00) and WHIP (0.83). Mahlstedt is the only qualified pitcher in the nation to have not yet issued a walk, leading the NCAA with a walks per nine of zero. Stephens is 2-1 on the campaign with a save in 16.0 innings over seven appearances. He boasts a 2.81 ERA with 10 punchouts and a .271 batting average against. Cowan has shined as a freshman, touting a 3-1 record with 26 strikeouts in 21.0 innings of work. Cowan's three wins are fifth in the SoCon. His 0.90 WHIP is fourth in the league, and his 0.43 BB/9 clip is second in the conference and fourth in the country.

## GALANIE'S YARD WORK

Senior slugger Ryan Galanie had a breakout season for the Terriers last season and has continued to thrive this year. A Preseason All-SoCon First-Team selection, Galanie immediately proved he deserved it by claiming the opening SoCon Player of the Week honor of 2023. He is slashing .441/.553/.765, leading the conference in average and slugging while ranking third in OBP. His average is 23rd nationally, and his OBP sits 16th. Galanie leads in the conference in all three triple crown categories: the aforementioned batting average, six home runs and 25 RBI. Galanie's 30 hits are second in the conference, 52 total bases third and his seven stolen bases rank eighth.

## THE SHARPEST TOOLE

After a quality rookie campaign in 2022, outfielder Marshall Toole was named to the SoCon All-Freshman Team. He has stepped up a notch in 2023, opening his sophomore campaign with an 15-game on-base streak. Now a full-time starter, he owns a .389 batting clip. Toole featured as a key contributor and conference leader for the Terriers early in the season, but he has been out of the lineup for the last four games with an injury.

## IN THE CLASSROOM

In 2022, the baseball team had 23 members named to the Southern Conference Academic Honor Roll. The SoCon Academic Honor Roll recognizes student-athletes who had a 3.0 grade point average for the academic year. In addition, Wofford had seven players named to the SoCon Spring All-Academic Team.

## IN-SEASON BIRTHDAYS

Several Terriers have birthdays during the season, including Mike Eggert (February 20), Coulson Buchanan (March 4), Marshall Toole (March 17), Andrew Mannelly (March 20), Dom Marcoccio (March 21), Lucas Mahlstedt (March 26), Jack Renwick (April 4), Andrew Calhoun (April 17), Charlie Weber (April 19) and Connor Larson (May 23).

## JUST PEACHY

The vast majority of Wofford's roster is comprised of players from the Peach State of Georgia. Fifteen Terriers hail from the Peach State, six more than the next-highest state (nine, South Carolina). The only other state to feature multiple players on the roster is Florida with two, and the 11 other states represented each contribute only a single Terrier.

## BATTLE OF THE BREEDS

The Terriers have six opponents on the schedule this season that also have dog mascots (Southern Illinois, UNC Asheville, Georgia, Siena, Samford and The Citadel). Four of them are the Bulldogs, and the other two are the Salukis (SIU) and Saints (short for Saint Bernard, Siena). Wofford went 10-4 against its fellow canine foes last season in the battle of breed supremacy. Wofford has faced three of those dog foes this season (SIU, UNC Asheville and Georgia), going 3-2 against them.

## BATTLING THE POLLS

The Terriers played five games last season against ranked opponents, going 2-3. After dropping a pair of midweeks to #15 and #13 Georgia, Wofford took two-of-three from #18 Dallas Baptist. The first win was Wofford's first over a ranked team since beating #14 Auburn 4-3 on the road on March 11, 2020. The second win was historic as it marked the first time in program history that the Terriers notched two ranked wins in a single season, and subsequently it secured Wofford's first-ever series win over a ranked squad.

## TO BE THE BEST...

Wofford plays five teams this season that appeared in last season's NCAA Tournament: Georgia, Georgia Tech, Tennessee, Wake Forest and UNCG. With Michigan State also on the slate, the Terriers will square off against five different Power 5 programs. Two of them were already ranked in the preseason polls: Tennessee and Wake Forest.

## ON DECK

The Terriers return home to Russell C. King Field to open Southern Conference play. Wofford hosts VMI in a three-game set that begins at 6:00 p.m. on Friday.

**2023 STARTING LINEUP BY POSITION****PITCHER:**

Matthew Marchal	7	4-3
Coulson Buchanan	6	5-1
Charlie Weber	4	4-0
Mike Eggert	2	1-1

**CATCHER:**

Cameron Gill	13	9-4
Andrew Calhoun	4	4-0
Alex Nevils	2	1-1

**FIRST BASE:**

Ryan Galanie	18	14-4
--------------	----	------

Aaron Thomas	1	0-1
--------------	---	-----

**SECOND BASE:**

Brice Martinez	18	14-4
----------------	----	------

Connor Larson	1	0-1
---------------	---	-----

**THIRD BASE:**

Dixon Black	19	14-5
-------------	----	------

**SHORTSTOP:**

Jack Renwick	19	14-5
--------------	----	------

**LEFT FIELD:**

Trey Yunger	16	12-4
-------------	----	------

Ben Schulte	3	2-1
-------------	---	-----

**CENTER FIELD:**

Marshall Toole	15	14-1
----------------	----	------

Andrew Mannelly	3	0-3
-----------------	---	-----

Trey Yunger	1	0-1
-------------	---	-----

**RIGHT FIELD:**

David Wiley	18	13-5
-------------	----	------

Trey Yunger	1	1-0
-------------	---	-----

**DESIGNATED HITTER:**

Connor Larson	7	6-1
---------------	---	-----

Ben Schulte	6	5-1
-------------	---	-----

Aaron Thomas	3	1-2
--------------	---	-----

Andrew Calhoun	2	1-1
----------------	---	-----

Andrew Mannelly	1	1-0
-----------------	---	-----

**2023 MULTI-RBI GAMES**

	Total	Game High
Dixon Black	4	2 (4x)
Ryan Galanie	6	7
Cameron Gill	2	4
Connor Larson	1	2
Andrew Mannelly	2	2 (2x)
Brice Martinez	4	3
Jack Renwick	5	2 (5x)
Ben Schulte	1	2
Marshall Toole	4	4
David Wiley	3	6
Trey Yunger	2	2 (2x)

**2023 STARTING LINEUP BY BATTING ORDER****LEADOFF:**

Marshall Toole	15	14-1
----------------	----	------

David Wiley	4	0-4
-------------	---	-----

**2ND SPOT:**

Ryan Galanie	18	14-4
--------------	----	------

Trey Yunger	1	0-1
-------------	---	-----

**3RD SPOT:**

Brice Martinez	14	12-2
----------------	----	------

Dixon Black	4	2-2
-------------	---	-----

Trey Yunger	1	0-1
-------------	---	-----

**CLEANUP:**

Trey Yunger	11	9-2
-------------	----	-----

Dixon Black	8	5-3
-------------	---	-----

**5TH SPOT:**

Dixon Black	7	7-0
-------------	---	-----

Trey Yunger	5	4-1
-------------	---	-----

Brice Martinez	3	2-1
----------------	---	-----

Jack Renwick	1	1-0
--------------	---	-----

David Wiley	1	0-1
-------------	---	-----

Cameron Gill	1	0-1
--------------	---	-----

Aaron Thomas	1	0-1
--------------	---	-----

**6TH SPOT:**

Jack Renwick	9	9-0
--------------	---	-----

Ben Schulte	4	2-2
-------------	---	-----

Andrew Calhoun	2	1-1
----------------	---	-----

David Wiley	2	2-0
-------------	---	-----

Andrew Mannelly	2	0-2
-----------------	---	-----

**7TH SPOT:**

David Wiley	6	6-0
-------------	---	-----

Cameron Gill	6	4-2
--------------	---	-----

Andrew Calhoun	2	2-0
----------------	---	-----

Ben Schulte	2	2-0
-------------	---	-----

Brice Martinez	1	0-1
----------------	---	-----

Connor Larson	1	0-1
---------------	---	-----

Jack Renwick	1	0-1
--------------	---	-----

**8TH SPOT:**

Cameron Gill	6	5-1
--------------	---	-----

David Wiley	5	5-0
-------------	---	-----

Aaron Thomas	3	1-2
--------------	---	-----

Andrew Calhoun	2	2-0
----------------	---	-----

Alex Nevils	2	1-1
-------------	---	-----

Andrew Mannelly	1	0-1
-----------------	---	-----

**9TH SPOT:**

Jack Renwick	8	4-4
--------------	---	-----

Connor Larson	7	6-1
---------------	---	-----

Ben Schulte	3	3-0
-------------	---	-----

Andrew Mannelly	1	1-0
-----------------	---	-----

**2023 MULTI-HIT GAMES**

	Total	Game High
Dixon Black	5	2 (5x)
Ryan Galanie	11	3 (5x)
Cameron Gill	6	2 (6x)
Connor Larson	1	2
Andrew Mannelly	1	2
Brice Martinez	5	4
Jack Renwick	3	2 (3x)
Ben Schulte	1	3
Aaron Thomas	1	2
Marshall Toole	6	3 (4x)
David Wiley	4	4
Trey Yunger	5	3

**2023 MULTI-HR GAMES**

	Total	Game High
Dixon Black	1	2
Ryan Galanie	1	2

**2023 HITTING STREAKS**

	Longest	Current
Dixon Black	7	1
Ryan Galanie	7	-
Cameron Gill	6	1
Trey Yunger	5	4
Brice Martinez	5	2
Marshall Toole	5	3
Jack Renwick	4	-
Andrew Mannelly	3	1
Connor Larson	3	-
Aaron Thomas	3	-
Ben Schulte	3	2
David Wiley	2	-
Andrew Calhoun	1	1

**2023 ON-BASE STREAKS**

	Longest	Current
Ryan Galanie	16	-
Marshall Toole	15	15
Brice Martinez	11	2
Jack Renwick	9	-
Dixon Black	9	7
Trey Yunger	8	8
Cameron Gill	6	1
Connor Larson	6	-
David Wiley	5	5
Ben Schulte	4	2
Aaron Thomas	4	-
Andrew Mannelly	3	1
Andrew Calhoun	3	1
Alex Nevils	2	2

# MISCELLANIOUS TEAM STATS

## MONTHLY RECORD

	TOTAL	HOME	ROAD	NEUTRAL
February	7-1	7-1	0-0	0-0
March	7-4	5-3	1-1	1-0
April	0-0	0-0	0-0	0-0
May	0-0	0-0	0-0	0-0
June	0-0	0-0	0-0	0-0
<b>TOTAL</b>	<b>14-5</b>	<b>12-4</b>	<b>1-1</b>	<b>1-0</b>

## DAILY RECORD

	TOTAL	HOME	ROAD	NEUTRAL
Monday	0-0	0-0	0-0	0-0
Tuesday	3-1	2-0	1-1	0-0
Wednesday	1-0	0-0	0-0	1-0
Thursday	0-0	0-0	0-0	0-0
Friday	2-1	2-1	0-0	0-0
Saturday	5-2	5-2	0-0	0-0
Sunday	3-1	3-1	0-0	0-0
<b>TOTAL</b>	<b>14-5</b>	<b>12-4</b>	<b>1-1</b>	<b>1-0</b>

## RECORD AGAINST

A-10.....	0-0
ACC.....	0-0
AMERICAN.....	2-0
BIG 10.....	1-0
BIG EAST.....	0-3
BIG SOUTH.....	3-0
CAA.....	0-0
MAAC.....	0-0
MAC.....	3-0
MVC.....	2-1
NEC.....	3-0
SEC.....	0-1
SOCON.....	0-0
SUN BELT.....	0-0

## RECORD IN

GEORGIA.....	0-1
NORTH CAROLINA.....	0-0
OHIO.....	0-0
SOUTH CAROLINA.....	14-4
TENNESSEE.....	0-0

## RECORD BY UNIFORM

WHITE.....	3-2
BLACK.....	6-1
-White pants.....	5-1
-Gray pants.....	1-0
GOLD.....	4-1
GRAY.....	1-1

## MULTI-RUN INNINGS

2 runs.....	17
3 runs.....	11
4 runs.....	6
5 runs.....	2
6 runs.....	3
7 runs.....	0
8 runs.....	1
9 runs.....	0
10+ runs.....	0

## MULTI-HR INNINGS (1)

Ryan Galanie & Dixon Black (3/5 vs. Sacred Heart, 1st inn.)

## BACK-TO-BACK HR (0)

## HR HIT OFF KING FIELD SCOREBOARD (2)

Cameron Gill (2/24 vs. Kent State)

Marshall Toole (3/4 GM 1 vs. Sacred Heart)

## HR HIT OVER FLUOR FIELD GREEN MONSTER (1)

Dixon Black (3/8 vs. Michigan State)

## GRAND SLAMS (3)

Ryan Galanie (2/26 vs. Kent State)

Cameron Gill (2/24 vs. Kent State)

David Wiley (3/4 GM 2 vs. Sacred Heart)

## WALK-OFF WINS (1)

Marshall Toole: RBI single (2/18 vs. Southern Illinois)

## PICK-OFFS (4)

Coulson Buchanan (2/19 vs. Southern Illinois)

Zac Cowan (3/11 vs. Cincinnati)

Lucas Mahlstedt (3/4 GM 1 vs. Sacred Heart)

Ryder Moyer (2/24 vs. Kent State)

## OUTFIELD ASSISTS (3)

David Wiley: 2 (Last: 3/18 vs. Xavier GM 2)

Trey Yunger (3/18 vs. Xavier GM 2)

## EJECTIONS (3)

Ryan Galanie (2/18 vs. Xavier GM 1)

Todd Interdonato (2/18 vs. Southern Illinois)

Brice Martinez (3/11 vs. Cincinnati)

## WOFFORD AT A GLANCE

Last 5 games.....	1-4
Last 10 games.....	6-4
Current streak.....	L4 (3/14-3/19)
Longest winning streak.....	14 (2/18-3/11)
Longest losing streak.....	4 (3/14-3/19)
Longest game time (Overall).....	4:17 (3/18 vs. Xavier GM 2, 14 inn.)
Longest game time (9 inn.).....	3:38 (2/28 vs. Winthrop)
Shortest game time.....	2:25 (2/19 vs. Southern Illinois)
Total attendance.....	5,410
Average attendance.....	386
Highest attendance.....	523 (3/11 vs. Cincinnati)
Largest margin of victory.....	9 (3/10 vs. Cincinnati)
Smallest margin of victory.....	1 x2 (Last: 2/19 vs. Southern Illinois)
Largest margin of defeat.....	8 (3/18 vs. Xavier GM 1)
Smallest margin of defeat.....	2 (3/14 at Georgia)
Largest deficit overcome.....	5 (2/24 vs. Kent State)
Largest lead lost.....	4 (3/14 at Georgia)
Comeback wins.....	4
Losses after leading.....	2

## TERRIERS RECORD WHEN ...

Conference .....	0-0
Non-Conf.....	14-5
Postseason .....	0-0
Unranked .....	14-5
Ranked.....	0-0
Home .....	12-4
Away .....	1-1
Neutral.....	1-0
Last/Current home stand .....	0-3
Last/current road trip.....	0-1
First game of series .....	2-2
Last game of series.....	3-1
Series record.....	3-1
Midweek games.....	4-1
Day.....	11-4
Night.....	3-1
vs. LH Starter.....	6-1
vs. RH Starter .....	8-4
SPs wear same # .....	0-0
1-Run games.....	2-0
2-Run games.....	0-1
3-Run games.....	3-1
4-Run games.....	3-1
5-Run games.....	0-1
6(+)-Run games.....	6-1
Extra innings.....	0-1
Double headers (W-L-S).....	1-1-0
Weather shortened .....	0-0
Run-rule.....	0-0
Shutouts .....	2-0
Scoring 0-2 runs.....	0-2
Scoring 3-5 runs.....	4-1
Scoring 6-9 runs.....	5-1
Scoring 10+ runs .....	5-1
Opponent 0-2 runs .....	4-0
Opponent 3-5 runs .....	5-1
Opponent 6-9 runs .....	4-2
Opponent 10+ runs .....	1-2
Scored in 1st inning.....	8-1
Scoring first.....	10-2
Opp. scores first.....	4-3
After 6 leading .....	11-0
After 6 trailing.....	1-3
After 6 tied.....	2-2
After 7 leading .....	12-0
After 7 trailing.....	0-3
After 7 tied .....	2-2
After 8 leading .....	13-0
After 8 trailing.....	0-4
After 8 tied .....	1-1
Hit 0 home runs .....	5-2
Hit 1 home run.....	4-2
Hit 2+ home runs .....	5-1
Opponent 0 home runs .....	4-0
Opponent 1 home run.....	7-1
Opponent 2+ home runs .....	3-4
Made 0 errors.....	7-2
Made 1 error .....	3-2
Made 2+ errors.....	4-1
Opp. made 0 errors.....	0-2
Opp. made 1 error .....	2-0
Opp. made 2+ errors.....	12-3
Out-hit opponent.....	10-0
Out-hit by opponent .....	4-5
Hits are tied.....	0-0

## 2023 STEALS OF HOME

1. Jack Renwick 2/25 vs. Kent State
2. Cameron Gill 3/8 vs. Michigan State
3. Stan Zagrodnik 3/11 vs. Cincinnati
4. Andrew Mannelly 3/19 vs. Xavier

## 2023 HONORS

### Matthew Marchal

*Collegiate Baseball* Preseason Second-Team All-American  
SoCon Preseason Pitcher of the Year  
Preseason All-SoCon First Team

### Ryan Galanie

Preseason All-SoCon First Team  
SoCon Player of the Week (2/20)  
SoCon Player of the Month (Feb.)  
SoCon Player of the Week (3/13)  
SoCon Student-Athlete of the Week (3/15)

### Brice Martinez

Preseason All-SoCon First Team

### Luke Stephens

Preseason All-SoCon First Team  
NCBWA Stopper of the Year Preseason Watch List

### David Wiley

SoCon Player of the Week (3/6)

### Holden Wilder

NCBWA Stopper of the Year Preseason Watch List

### Trey Yunger

Preseason All-SoCon Second Team

**Back-to-Back SoCon Regular Season Champions (2021-22)**





# THE MATCHUP



VS

## Wofford Terriers

## Georgia Tech Yellow Jackets

.287	AVG	.310
18	HR	30
23	2B	49
4	3B	6
179	H	221
.423	SLG	.522
.414	OBP	.420
153	RUNS	184
58	SB	14
106	BB	103
4.94	ERA	6.46
193	K	207
7.15	K/BB	1.95
9.9	K/9	10.4
1.18	WHIP	1.73
.975	FLD	.973

### Qualified Individual Leaders

Ryan Galanie - .441	AVG	Jake DeLeo - .434
Ryan Galanie - 6	HR	Jackson Finley - 8
Ryan Galanie - 25	RBI	Jackson Finley - 26
Ryan Galanie - .765	SLG	Jackson Finley - .932
Ryan Galanie - .553	OBP	Jake DeLeo - .500
Marshall Toole - 21	RUNS	Jake DeLeo - 23
Renwick/Yunger - 10	SB	Angelo Dispigna - 5
David Wiley - 13	BB	Dispigna/Romano - 12
Lucas Mahlstedt - 1.88	ERA	Ben King - 2.25
Zac Cowan - 3	W	3 tied - 2
Lucas Mahlstedt - 2	SV	Terry Busse - 6
Coulson Buchanan - 34	K	Dawson Brown - 31
Coulson Buchanan - 27.1	IP	Brown Finley - 21.2
Lucas Mahlstedt - 0.83	WHIP	Jackson Finley - 0.96

### THE SERIES

- Georgia Tech leads, 9-0
- First meeting: 1904
- Last meeting: 2007

#### Previous Meeting

GT won 11-8 on April 3, 2007 in Atlanta. The Yellow Jackets poured in six runs in the first inning en route to the victory.

### 2023 HOME RUNS

1. Ryan Galanie 2/18 vs. Southern Ill.
2. Marshall Toole 2/19 vs. Southern Ill.
3. Cameron Gill \* 2/24 vs. Kent State
4. Ryan Galanie 2/26 vs. Kent State
5. Ryan Galanie \* 2/26 vs. Kent State
6. Marshall Toole 3/4 vs. Sacred Heart GM 1
7. Ryan Galanie 3/4 vs. Sacred Heart GM 2
8. David Wiley \* 3/4 vs. Sacred Heart GM 2
9. Ryan Galanie 3/5 vs. Sacred Heart
10. Dixon Black 3/5 vs. Sacred Heart
11. Dixon Black 3/8 vs. Michigan State
12. Dixon Black 3/8 vs. Michigan State
13. Ryan Galanie 3/10 vs. Cincinnati
14. Andrew Mannelly 3/10 vs. Cincinnati
15. Aaron Thomas 3/14 at Georgia
16. Jack Renwick 3/14 at Georgia
17. Trey Yunger 3/18 vs. Xavier GM 2
18. Ben Schulte 3/19 vs. Xavier

\*Grand Slam ^ Walk-off

## LAST TIME OUT

### Saturday, March 18 - Game 1

<i>Russell C. King Field</i>	1	2	3	4	5	6	7	8	9	R	H	E
<b>XAVIER</b>	0	1	0	0	0	0	0	2	6	9	9	0
<b>WOFFORD</b>	0	0	0	0	1	0	0	0	0	1	6	0

WP: Justin Loer (2-1)

LP: Zac Cowan (3-1)

SV:

### Saturday, March 18 - Game 2

<i>Russell C. King Field</i>	1	2	3	4	5	6	7	8	9	10	11	12	13	14	R	H	E
<b>XAVIER</b>	0	0	0	0	1	0	0	0	0	1	0	0	0	3	5	16	2
<b>WOFFORD</b>	0	0	1	0	0	0	0	0	0	1	0	0	0	0	2	9	3

WP: Creighton Hansen (1-0)

LP: Luke Stephens (2-1)

SV:

### Sunday, March 19

<i>Russell C. King Field</i>	1	2	3	4	5	6	7	8	9	R	H	E
<b>XAVIER</b>	7	1	0	4	0	0	0	0	2	14	18	4
<b>WOFFORD</b>	0	4	1	0	0	3	2	0	0	10	10	1

WP: Luke Bell (1-2)

LP: Mike Eggert (1-1)

SV: Justin Loer (1)



## 2023 TEAM GAME HIGHS

### BATTING

At bats:	49	vs. Xavier (3/18)
Runs scored:	18	vs. Winthrop (2/28)
Hits:	17	vs. Winthrop (2/28)
RBI:	13 (x2)	Last: vs. Sacred Heart (3/4)
Doubles:	3 (x2)	Last: vs. Kent State (2/25)
Triples:	1	4 times
Home runs:	2	6 times
Total bases:	21	vs. Winthrop (2/28)
Walks:	13	vs. Sacred Heart (3/4)
Strikeouts:	17 (x2)	Last: vs. Xavier (3/18)
Sac hits:	4	vs. Kent State (2/26)
Sac flies:	2	vs. Cincinnati (3/10)
Stolen bases:	8	vs. Sacred Heart (3/4)
Hit by pitch:	5 (x2)	Last: vs. Cincinnati (3/11)
Caught stealing:	2	5 times
Runners LOB:	13	vs. Winthrop (2/28)
Hit into DP:	2	3 times

### FIELDING

Putouts:	42	vs. Xavier (3/18)
Assists:	23	vs. Xavier (3/18)
Errors:	3	3 times
Passed balls:	1 (x2)	Last: vs. Kent State (2/24)
DPs turned:	2 (x2)	Last: vs. Xavier (3/19)

### PITCHING

Innings pitched:	14.9	vs. Xavier (3/18)
Runs allowed:	14	vs. Xavier (3/19)
Earned runs:	11	vs. Xavier (3/19)
Walks allowed:	7	vs. Winthrop (2/28)
Strikeouts:	15	vs. Winthrop (2/28)
Hits allowed:	18	vs. Xavier (3/19)
Doubles allowed:	5	vs. Xavier (3/18)
Triples allowed:	1	4 times
Homers allowed:	4 (x2)	Last: at Georgia (3/14)
Wild pitches:	3	vs. Southern Illinois (2/18)
Hit batters:	4	vs. Kent State (2/24)

## PRONUNCIATION GUIDE

30	Coulson Buchanan	COLE-son
26	Zac Cowan	COW-an
18	Mike Eggert	EGG-ert
14	Ryan Galanie	GAH-LANE-e
29	Todd Interdonato	in-ter-doe-NOT-oh
11	Shane Lussier	LEW-sure
36	Matthew Marchal	MARSH-al
47	Lucas Mahlstedt	MALL-sted
6	Andrew Mannelly	Manly
21	Dom Marcoccio	MAR-co-see-oh
41	Ryder Moyer	Moy (like toy)
9	Alex Nevils	Nev-ills
13	Ben Schulte	SHULL-tee
31	Charlie Weber	WEB-ber
7	Trey Yunger	Young-er
49	Stan Zagrodnik	Zag-rod-nick

## 2023 INDIVIDUAL GAME HIGHS

### BATTING

At bats:	6	4 tied
Runs scored:	4	David Wiley vs. Sacred Heart (3/4)
Hits:	4	2 tied - Martinez & Wiley
RBI:	7	Ryan Galanie vs. Kent State (2/26)
Doubles:	2	Ryan Galanie vs. SIU (2/19)
Triples:	1	4 tied
Home runs:	2	2 tied - Black & Galanie
Total bases:	8	2 tied - Black & Galanie
Walks:	3	4 tied
Strikeouts:	4	3 tied
Sac hits:	2	Connor Larson vs. Sacred Heart (3/4)
Sac flies:	2	David Wiley vs. Cincinnati (3/10)
Stolen bases:	3	Marshall Toole vs. Sacred Heart (3/4)
Hit by pitch:	3	Trey Yunger at Winthrop (3/7)
Caught stealing:	1	18 tied
Runners LOB:	5	3 tied






### FIELDING

Putouts:	15	Cameron Gill vs. Winthrop (2/28)
Assists:	7	Jack Renwick vs. SIU (2/19)
Errors:	2	Dixon Black vs. SIU (2/18)
Passed balls:	1 (x2)	Cameron Gill twice

### PITCHING

Innings pitched:	6.0	Lucas Mahlstedt at Winthrop (3/7)
Runs allowed:	7	2 tied - Marchal & Eggert
Earned runs:	6	2 tied - Marchal & Weber
Walks allowed:	3	Coulson Buchanan vs. Winthrop (2/28)
Strikeouts:	8	Coulson Buchanan vs. Cincinnati (3/10)
Hits allowed:	9	Luke Stephens vs. Xavier (3/18)
Doubles allowed:	3	Luke Stephens vs. Xavier (3/18)
Triples allowed:	1	4 tied
Homers allowed:	3	Matthew Marchal vs. SIU (2/17)
Wild pitches:	3	Zac Cowan vs. SIU (2/18)
Hit batters:	2	3 tied

## TERRIERS IN THE PROS

	<b>MATT MILBURN '16</b> Drafted in 2016 in the 29th round (862nd overall) by A's. Currently with the Midland RockHounds (AA).
	<b>ADAM SCOTT '18</b> Drafted in 2018 in the 4th round (133rd overall) by Guardians. Currently with the Columbus Clippers (AAA).
	<b>BRETT RODRIGUEZ '20</b> Signed with the Seattle Mariners on July 21, 2020. Currently with the Modesto Nuts (Low-A).
	<b>COLIN DAVIS '21</b> Drafted in 2021 in the 7th round (204th overall) by Mariners. Currently with the Modesto Nuts (Low-A).
	<b>HAYES HEINECKE '21</b> Drafted in 2021 in the 13th round (391st overall) by Cardinals. Currently with the Palm Beach Cardinals (Low-A).

## QUICK FACTS

Location: Spartanburg, SC 29303  
Enrollment: 1,750  
Year Founded: 1854  
Nickname: Terriers  
Official Colors: Old Gold (PMS 873C) and Black  
Home Field (capacity): Russell C. King Field (2,500)  
Dimensions: LF-325, LC-375, CF-395, RC-375, RF-325  
Conference: Southern  
Affiliation: NCAA Division I  
Web Site: www.woffordterriers.com  
Twitter: @WoffordTerriers, @WoffordBaseball

### ADMINISTRATION

President: Dr. Nayef Samhat (George Washington '83)  
FAR: Dr. Jameica Hill (Wofford '88)  
Athletic Director: Richard Johnson (The Citadel '76)  
Athletic Department Phone: (864) 597-4090

### COACHING STAFF

Head Coach: Todd Interdonato (UNC Asheville '00)  
Record at Wofford: 415-402-1 (16th Season)  
Overall Record: 415-402-1 (16th Season)  
Office Phone: (864) 597-4497  
Assistant Coaches: J.J. Edwards (Sacred Heart '10, 12th Season)

Josh Schulman (Rochester '15, Fourth Season)  
Bobby Dorta (Millersville '21, Second Season)

Director of Player Development: Hudson Byorick (Wofford '20, First Season)

### 2023 OUTLOOK SEASON REVIEW/OUTLOOK

2022 Overall Record: 42-16-1  
Home: 25-4-1, Away: 15-7, Neutral: 2-5  
2022 SoCon Record: 16-4-1  
SoCon Home: 10-1-1, SoCon Away: 6-3  
Position Starters Returning/Lost: 5 / 4  
Pitchers Returning/Lost: 11 / 7  
Overall Lettermen Returning/Lost: 24 / 14  
Incoming Players: 13

### MEDIA CONTACT INFO

Wyatt Streett  
Assistant Director of Media Relations / Baseball SID  
864-597-4098 office  
843-496-8030 cell  
streettwd@wofford.edu

### THE LAST TIME

#### 9 Inning Shutout

Wofford .....3/7/23 at Winthrop (8-0)  
Opponent .....2/27/18 at Georgia (0-5)

#### Complete Game (9 inning) Shutout

Wofford .....5/9/21 vs. The Citadel (9-0, Elliot Carney)  
Opponent .....4/13/12 at Davidson (0-1, Henry Sisson)

#### Complete Game (9 inning)

Wofford .....5/9/21 vs. The Citadel (9-0, Elliot Carney)  
Opponent .....5/29/22 vs. UNCG (2-10, Austin Parsley)

#### No-Hitter

Wofford .....4/17/21 vs. UNCG (5-0)  
Opponent .....4/13/12 at Davidson (0-1)

#### Grand Slam

Wofford ..... David Wiley vs. Sacred Heart (3/4/23)  
Opponent ..... Brody Hopkins, Winthrop (2/28/23)

#### Back-to-Back Home Runs

Wofford ..... at VMI (5/19/22) (Galanie and Dorighi)  
Opponent vs. UNCG (5/29/22) (Windish, Cavenaugh, Smith)

#### Hit for the Cycle

Wofford ..... Josh Hyman, at ETSU, 2/19/13  
Opponent ..... Ty Wright, Georgia Southern, 3/27/08

#### Triple Play Turned

Wofford ..... prior to 1999  
Opponent ..... Mercer, 3/27/2021



# TODD INTERDONATO

HEAD COACH • 16<sup>TH</sup> SEASON • 18<sup>TH</sup> SEASON OVERALL  
UNC ASHEVILLE '00



Todd Interdonato is entering his sixteenth season as head coach of the Wofford baseball program in 2023. He was named head coach of the Terriers on June 26, 2007 after previously serving for two seasons as an assistant coach at Wofford. With 415 career wins, he is first all-time among Wofford baseball coaches in that category.

Interdonato has led the program to unprecedented success, including the first regular season Southern Conference championship and SoCon Coach of the Year honors in 2021. Both he and the team repeated in each regard in 2022. The team has won 30 or more games in seven of the last eight seasons. In 2014, the overall record of 32-28 was the first winning record since 1992 and the first in the Division I era at Wofford. That was followed by a 39-22 record in 2015, then the most wins in school history. In 2018 the team posted a 36-22 record, followed by a 36-25 record in 2019. The 2022 squad set a new mark for program wins with a 42-16-1 record. It was the first 40-win season in program history. The team posted ten or more wins in the Southern Conference in each of the last nine years, including a record 21 wins in 2021. In both 2014 and 2015, the Terriers reached the SoCon Tournament semifinals, while the team played in the championship series in both 2019 and 2022. Wofford has reached 100 or more stolen bases in nine-straight seasons, including leading the nation in total stolen bases in 2014 and 2015. Twelve players have been selected in the MLB Draft during his time on the coaching staff.

In 2022, Wofford repeated as the Southern Conference Regular Season Champions with a 16-4-1 conference clip and a 42-16-1 overall mark. Catcher Lawson Hill was named SoCon Player of the Year by the Media, and Interdonato claimed his second consecutive Coach of the Year award. They were among a program-record 11 total Terriers to be recognized in the SoCon year-end honors, including the five first-team selections of Matthew Marchal, Lawson Hill, John Dempsey, Ryan Galanie and Brennen Dorigi. Dalton Rhadans and Josh Vitus earned second-team honors, and the All-Freshman Team included Carter Bailey, Coulson Buchanan and Marshall Toole. Along with his All-SoCon honor, Galanie earned CoSIDA Academic All-District and All-America recognitions. The Terriers only lost one weekend series all season, and they claimed their first-ever series win over a ranked opponent by taking two-of-three on the road at No. 18 Dallas Baptist. Wofford entered the Top 25 rankings for the first time in program history, and the Terriers remained ranked for three-straight weeks and reached as high as No. 22 in the Baseball America Top 25. Wofford led the SoCon in both hitting and pitching with a combined batting average of .314 and an ERA of 4.66. The Terriers also topped the league in on-base percentage (.418), runs scored (485), stolen bases (145) and runners picked off (16). The 506 pitching strikeouts were a program record and tied for second in the conference.

During the 2021 season, Wofford won the first regular season Southern Conference Championship in school history. The team was 36-21 overall and 21-9 in league play, which were the most conference wins in school history. Outfielder Colin Davis was named SoCon Player of the Year, Elliot Carney was named SoCon Pitcher of the Year and Interdonato was named Coach of the Year. They were joined by Dalton Rhadans, Jack Renwick, Lawson Hill and Nolen Hester receiving All-SoCon honors. Renwick and Trey Yunger were named to the All-Freshman Team. The Terriers had a .291 batting average that ranked second in the league, while four players had averages over .300. The team posted a 5.01 ERA that was third in the Southern Conference and the .259 opposing batting average ranked first. The team combined for 492 strikeouts, which was second in the league.

Following the season, Colin Davis was selected in the seventh round of the MLB Draft by Seattle and Hayes Heinecke was a 13th round selection by St. Louis. It was the third time in school history Wofford had two players selected in the same year. In addition, 28 players were named to the Southern Conference Academic Honor Roll.

The Terriers were 14-3 overall in 2020 before the season was cut short. In what would become the final game, Wofford earned a 4-3 win at #14 Auburn.

In 2019, Wofford won 36 games, tied for the second-most in school history. The 14-9 record in the Southern Conference to finish second overall, the highest in school history. In the Southern Conference Tournament, Wofford reached the championship series for the second time in school history before falling to Mercer. Seven Terriers earned All-Southern Conference honors, highlighted by Hayes Heinecke being named Freshman of the Year. Heinecke, Brett Rodriguez, John Dempsey, Hudson Byorick, Colin Davis and Mike Brown were named All-SoCon, with Heinecke, Dempsey and Matty Brown earning All-Freshman Team recognition. Heinecke and Dempsey added Collegiate Baseball Freshman All-America honors. The Terriers set several new school records and were ranked among the top four Southern Conference teams in most offensive categories. The squad placed 22 on the Southern Conference Academic Honor Roll, with Alec Cargin earning CoSIDA Academic All-District honors.

The Terriers won 36 games in 2018, the second-most wins in school history. In league play, the 15-9 record put Wofford third overall in the standings and set a new school mark for SoCon wins. Pitcher Adam Scott and outfielder McClain Bradley were named All-Southern Conference second team, with outfielder Colin Davis and catcher Lawson Hill picked up All-Freshman Team accolades. Davis was also named a Collegiate Baseball Freshman All-American. Pitcher Adam Scott, who set school records in career innings pitched, career strikeouts and single season strikeouts, finished his career ranked third in SoCon history with 389 strikeouts. He was drafted in the fourth round (133rd overall) by the Cleveland Indians. Academically, 21 played were named to the Southern Conference Academic Honor Roll and McClain Bradley earned CoSIDA Academic All-District recognition.

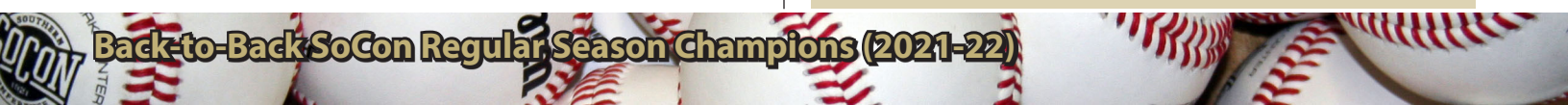
In 2017, the Terriers won 28 games. In the Southern Conference, the 13-11 mark was just the second winning season in league play. Six players earned All-Southern Conference recognition following the season, with first baseman Brett Hash on the first team. Catcher Carson Waln, outfielder McClain Bradley, and designated hitter Cody Miller picked up second team honors, while Brett Rodriguez and Matt Ellmyer earned spots on the All-Freshman Team. The team finished in the top five in eleven categories in the Wofford single season records, including strikeouts per nine innings (first) and RBIs (second). Pitcher Spencer Kulman signed a free agent contract with the San Diego Padres following the season. Twenty players were named to the Southern Conference Academic Honor Roll and McClain Bradley was named to the CoSIDA Academic All-District Team.

During the 2016 season, Wofford won 30 games, marking the third straight year with 30 or more wins. The team was 12-12 in the Southern Conference, just the second .500 or better mark in league play for the Terriers. The Terriers had series wins over The Citadel, VMI and ETSU. Pitchers Matthew Milburn and Will Stillman, along with shortstop Derek Hirsch, earned second team All-Southern Conference honors. Among conference leaders, Wofford was first in stolen bases, second in fielding percentage, second in triples and fifth in walks received. The team set a new school record for fielding percentage (.972). Following the season, Will Stillman was selected in the 6th round and Matthew Milburn was picked in the 29th round on the MLB Draft. Stillman was the highest draft choice from Wofford since 1983. Academically, 22 players were named to the Southern

## TODD INTERDONATO TIMELINE

2007- present	Wofford College, Head Coach
2005-2007	Wofford College, Assistant Coach
2004-2005	Fort Scott Community College, Assistant Coach
2002-2004	Gardner-Webb University, Assistant Coach
2001-2002	UNC Asheville, Assistant Coach

**Back-to-Back SoCon Regular Season Champions (2021-22)**







Conference Academic Honor Roll and Derek Hirsch and Alec Paradowski earned CoSIDA Academic All-District recognition.

In 2015, the 39-22 overall record marked the most wins in school history. In the Southern Conference, Wofford was 13-10 with series wins over VMI, The Citadel, Samford, UNCG, and Furman. The Terriers third place finish in the SoCon standings was the highest in school history. Wofford advanced to the SoCon Tournament semifinals for the second straight season before falling to #2 seed Samford.

The Terriers led the nation in stolen bases with 138, were second in stolen bases per game with 2.26, ranked 13th in on base percentage and 15th in batting average. Wofford set new school records in four team categories. Senior first baseman Conor Clancey was named a Louisville Slugger second team All-American, while senior designated hitter Matt Ramsay earned CoSIDA Academic All-America honors. Clancey, Ramsay, pitcher Will Stillman, pitcher Matt Milburn, and outfielder James Plaisted were named All-Southern Conference. In addition, pitcher Adam Scott, outfielder Kody Ruedisili and designated hitter Matt Ramsay earned All-Southern Conference Tournament honors. Following the season, pitchers Luke Leftwich (7th round/Phillies) and Will Stillman (29th round/Red Sox) were selected in the MLB Draft. In addition, 22 players were named to the Southern Conference Academic Honor Roll.

In 2014, Interdonato led the team to 32 wins and the semifinals of the Southern Conference Tournament. Overall, the Terriers were 32-28 overall. They were 12-14 in the league to finish tied for fifth place and had series wins over Georgia Southern, The Citadel, UNCG, and Samford. The Terriers led the nation in stolen bases with 153, stolen bases per game with 2.55, and were 21st in home runs. On the season, Wofford set new school records in six team categories. Wofford had the #6 seed and a bye in the Southern Conference Tournament. In the tournament, the Terriers reached the semifinals for the first time since 2007 before falling 12-3 to Samford. Following the season, nine players were named to the Southern Conference Spring All-Academic Team, while 26 earned spots on the SoCon Academic Honor Roll.

During the 2013 season, the Terriers were 20-36 overall and had a 10-20 mark in the Southern Conference. The ten SoCon wins were the most since the 2002 season. The team had a school-record 163 stolen bases, which led the nation. Pitcher J.D. Osborne was selected by the Houston Astros in the 36th round of the MLB Draft and pitcher Will Stillman was named to the SoCon All-Freshman squad. Nine players were named to the Southern Conference Spring All-Academic Team, while 21 were named to the SoCon Academic Honor Roll.

In 2012, Wofford posted a 22-32 mark and finished 9-21 in the Southern Conference. The Terriers had series wins over Elon, Georgia Southern, and Western Carolina, along with a 5-4 victory in eleven innings at #6 ranked South Carolina. Pitcher Brandon Yarusi was named second team All-Southern Conference and junior pitcher Alex Wilson was selected in the 15th round by the Atlanta Braves. In the classroom, eleven players were named to the Southern Conference Spring All-Academic Team and 25 were named to the SoCon Academic Honor Roll. Catcher David Roney was selected to Phi Beta Kappa.

During the 2011 season, the Terriers were 22-33 overall and 9-21 in the SoCon. The Terriers had series wins at Georgia Southern, who would go on to win the SoCon title, and against The Citadel. Mac Doyle earned All-Southern Conference second team hon-

ors. Following the season, pitcher John Cornely was drafted in the 15th round by the Atlanta Braves. Academically, the Terriers placed twelve on the Southern Conference Spring All-Academic Team and a total of 26 players were named to the SoCon Academic Honor Roll.

In 2010, the team was 17-38 overall and were 9-21 in Southern Conference play. Among the highlights were series wins over UNC Greensboro and Samford, plus a 6-4 victory over Duke for the program's first ever Division I win over an ACC opponent. At the conclusion of the season, Kyle Behrendt and Mac Doyle earned All-Southern Conference honors. In addition, Mac Doyle was named a second team All-American, just the second for Wofford since moving to NCAA Division I. In the classroom, the Terriers placed eleven on the Southern Conference All-Academic Team and a total of 26 players were named to the SoCon Academic Honor Roll.

During the 2009 season, Wofford was 17-32 overall and finished 7-22 in conference play. Highlights during the 2009 season included a 16-8 win over South Carolina on March 11 and an epic 18-inning battle at Elon. The Terriers won two of three games over Furman and Davidson in league play. Junior Michael Gilmartin was named All-Southern Conference for the third straight season and was drafted by the Oakland A's.

In his first season at the helm, the Terriers posted a 24-35 overall record and were 6-21 in the Southern Conference. In the 2008 SoCon Tournament, the Terriers defeated The Citadel in the opening round to advance. On the field, Michael Gilmartin earned All-Southern Conference honors for the second time in his career. In the classroom, Kyle Behrendt was named to the CoSIDA Academic All-District team. Overall, the team had thirteen players named to the Southern Conference Academic Honor Roll.

This is Interdonato's 18th season on the staff at Wofford, spending the first two seasons as the hitting coach and offensive coordinator for the Terriers. While coaching third base, he was responsible for all offensive decisions during the game. In addition, he was the recruiting coordinator, handling all aspects of recruiting for the program.

In 2007, Wofford set school records for base hits, runs scored, doubles, home runs, total bases and RBIs. The Terriers led the nation in home runs per game at 1.71 (108 in 63 games), and were fourth nationally in slugging percentage (.519) and tenth in OPS (on-base percentage plus slugging percentage) at .903. Wofford also tied the then-school record for wins in a season with 30. Interdonato's influence on the Wofford offense began in 2006. The Terriers stole 90 bases and set school records with 103 doubles, 777 total bases and 66 hit by pitch during the 2006 season.

A 2000 graduate of UNC Asheville, Interdonato came to Wofford after working as an assistant coach at Fort Scott (Kan.) Community College in 2005. He previously served a two-year tenure as an assistant at Gardner-Webb, where he received an MBA in 2004. At Fort Scott, Interdonato served as the primary hitting and outfield coach while taking complete responsibility for the offensive progress of the program.

Interdonato began his coaching career as an assistant with UNC Asheville in the 2002 season where he was the primary hitting and outfield instructor. He was also responsible for placing players in summer collegiate leagues.

He has also served as a summer league coach, leading the Salisbury (N.C.) Pirates of the Southern Collegiate Baseball League. As the head coach of the Hornell Dodgers in the New York Collegiate League, he earned New York Collegiate Baseball League Coach of the Year honors in 2005.

Interdonato played his first two collegiate seasons at South Mountain Community College in Phoenix, Arizona. He then received a baseball scholarship to UNC Asheville. He was a co-captain in the 2000 season when he batted .320 with six home runs and a team-best 38 RBIs. He was named a Big South Conference Player of the Week in March 2000. A first baseman/outfielder, Interdonato also saw action on the mound. He had over 25 appearances as a starter and reliever in each of his two campaigns with the Bulldogs.

After graduating from UNC Asheville, Interdonato signed a professional contract with the Evansville (Ind.) Otters of the Frontier League.

Interdonato and his wife, the former Melissa Jones, were married in July 2012 and reside in Greer, South Carolina with their dog, Elvis. They have two daughters, Keegan and Kierlan.

# NUMERICAL ROSTER

No.	Name	Pos.	Ht.	Wt.	Yr.	B/T	Hometown/Previous School
1	Erikson, Cooper	IF	6-4	215	Fr.	R/R	Lincoln, Neb. / Lincoln East
2	Collins, Logan	IF	5-7	170	Fr.	L/R	Smiths Station, Ala. / Smiths Station
3	Wiley, David	OF	5-11	185	So.	R/R	Statham, Ga. / North Oconee
4	Layman, James	IF	6-0	180	Fr.	L/R	Bluffton, S.C. / May River
5	Johnson, Gunnar	C	6-0	200	Jr.	R/R	Newington, Conn. / Newington
6	Mannelly, Andrew	OF	6-0	195	Fr.	L/L	Atlanta, Ga. / Marist School
7	Yunger, Trey	IF	5-9	175	Sr.	R/R	Atlanta, Ga. / IMG Academy
8	Renwick, Jack	IF	5-11	185	Jr.	R/R	Spartanburg, S.C. / Dorman
9	Nevils, Alex	C	5-11	190	Fr.	R/R	Blythewood, S.C. / Blythewood
10	Martinez, Brice	IF/OF	5-11	170	Sr.	R/R	Englewood, Colo. / Cherry Creek / South Mountain CC
11	Lussier, Shane	IF	6-0	175	Sr.	L/R	Atlanta, Ga. / Greater Atlanta Christian
13	Schulte, Ben	OF	5-11	195	Jr.	R/R	Seattle, Wash. / O'Dea / Bellevue College
14	Galanie, Ryan	IF/OF	6-2	215	Sr.	R/R	Mason, Ohio / Archbishop Moeller
15	Stratton, Sam	LHP	5-10	155	So.	L/L	Alpharetta, Ga. / Alpharetta
16	Davis, Champ	IF/RHP	6-1	180	Fr.	R/R	Atlanta, Ga. / Marist School
18	Eggert, Mike	RHP	6-3	225	Jr.	R/R	Greenville, S.C. / Dorman
19	Stephens, Luke	RHP	6-0	185	Sr.	R/R	Winston-Salem, N.C. / R.J. Reynolds
20	Black, Dixon	IF	6-1	195	Jr.	R/R	Scranton, Pa. / Valley View / Monmouth
21	Marcoccio, Dom	RHP	6-5	205	Jr.	R/R	Roswell, Ga. / Blessed Trinity
22	Thomas, Aaron	IF/OF	6-2	210	Jr.	R/R	Chesnee, S.C. / Boiling Springs
23	Toole, Marshall	OF	5-11	185	So.	L/R	Decatur, Ga. / Decatur
25	McWilliams IV, O'Kelly	RHP	6-0	180	Sr.	R/R	Oakton, Va. / Flint Hill
26	Cowan, Zac	IF/RHP	5-11	180	Fr.	S/R	Blythewood, S.C. / Blythewood
27	Gill, Cameron	C	6-0	205	Sr.	R/R	Alpharetta, Ga. / Fellowship Christian
28	Calhoun, Andrew	C	5-11	195	Jr.	R/R	Irmo, S.C. / Chapin
30	Buchanan, Coulson	RHP	5-10	175	So.	R/R	Sugar Hill, Ga. / North Gwinnett
31	Weber, Charlie	RHP	6-1	195	Fr.	R/R	St. Louis, Mo. / Chaminade College Prep
33	Wilder, Holden	RHP	6-3	205	Jr.	R/R	Johns Creek, Ga. / Wesleyan School
34	Sills, Michael	RHP	6-1	185	So.	R/R	Cumming, Ga. / North Forsyth
36	Marchal, Matthew	RHP	6-3	215	Sr.	R/R	Greenville, S.C. / St. Joseph's Catholic / Furman
40	Sharts, Devon	RHP	6-0	195	Sr.	R/R	Meridian, Idaho / Mountain View
41	Moye, Ryder	LHP	5-11	185	Fr.	L/L	Woodstock, Ga. / Sequoyah
43	Little, Branton	RHP	6-4	180	Fr.	R/R	Mount Pleasant, S.C. / Wando
44	Tribble, Logan	OF	5-11	180	Fr.	R/R	Bradenton, Fla. / The Out-of-Door Academy
45	Larson, Connor	IF	5-9	175	So.	R/R	Flowery Branch, Ga. / Flowery Branch
47	Mahlstedt, Lucas	RHP	6-2	180	So.	R/R	Ormond Beach, Fla. / Spruce Creek
49	Zagrodnik, Stan	OF	6-0	195	Fr.	R/L	Flowery Branch, Ga. / Buford
29	Todd Interdonato – Head Coach						
32	J.J. Edwards – Associate Head Coach						
35	Josh Schulman – Assistant Coach						
46	Bobby Dorta – Volunteer Assistant Coach						
	Hudson Byorick – Director of Player Development						



# ALPHABETICAL ROSTER

No.	Name	Pos.						
20	Black, Dixon	IF	4	Layman, James	IF	40	Sharts, Devon	RHP
30	Buchanan, Coulson	RHP	43	Little, Branton	RHP	34	Sills, Michael	RHP
28	Calhoun, Andrew	C	11	Lussier, Shane	IF	19	Stephens, Luke	RHP
2	Collins, Logan	IF	47	Mahlstedt, Lucas	RHP	15	Stratton, Sam	LHP
26	Cowan, Zac	IF/RHP	6	Mannelly, Andrew	OF	22	Thomas, Aaron	IF/OF
16	Davis, Champ	IF/RHP	36	Marchal, Matthew	RHP	23	Toole, Marshall	OF
18	Eggert, Mike	RHP	21	Marcoccio, Dom	RHP	44	Tribble, Logan	OF
1	Erikson, Cooper	IF	10	Martinez, Brice	IF/OF	31	Weber, Charlie	RHP
14	Galanie, Ryan	IF/OF	25	McWilliams IV, O'Kelly	RHP	33	Wilder, Holden	RHP
27	Gill, Cameron	C	41	Moye, Ryder	LHP	3	Wiley, David	OF
5	Johnson, Gunnar	C	9	Nevils, Alex	C	7	Yunger, Trey	IF/OF
45	Larson, Connor	IF	8	Renwick, Jack	IF	49	Zagrodnik, Stan	OF
			13	Schulte, Ben	OF			

# ROSTER BREAKDOWNS

## BY CLASS

### SENIORS (9)

Ryan Galanie  
Cameron Gill  
Shane Lussier  
Matthew Marchal  
Brice Martinez  
O'Kelly McWilliams IV  
Devon Sharts  
Luke Stephens  
Trey Yunger

### JUNIORS (10)

Dixon Black  
Andrew Calhoun  
Mike Eggert  
Gunnar Johnson  
Dom Marcoccio  
Jack Renwick  
Ben Schulte  
Sam Stratton  
Aaron Thomas  
Holden Wilder

### SOPHOMORES (6)

Coulson Buchanan  
Connor Larson  
Lucas Mahlstedt  
Michael Sills  
Marshall Toole  
David Wiley

### FRESHMEN (12)

Cooper Erikson  
Logan Collins  
James Layman  
Andrew Mannelly  
Alex Nevils  
Champ Davis  
Zac Cowan  
Charlie Weber  
Ryder Moye  
Branton Little  
Logan Tribble  
Stan Zagrodnik

## BY POSITION

### PITCHER (14)

Sam Stratton (LHP)  
Ryder Moye (LHP)  
Mike Eggert (RHP)  
Luke Stephens (RHP)  
Dom Marcoccio (RHP)  
O'Kelly McWilliams IV (RHP)  
Coulson Buchanan (RHP)  
Charlie Weber (RHP)  
Holden Wilder (RHP)  
Michael Sills (RHP)  
Matthew Marchal (RHP)  
Devon Sharts (RHP)  
Branton Little (RHP)  
Lucas Mahlstedt (RHP)

### INFIELD/PITCHER (2)

Champ Davis  
Zac Cowan

### INFIELD (7)

Cooper Erikson  
Logan Collins  
James Layman  
Jack Renwick  
Shane Lussier  
Dixon Black  
Connor Larson

### OUTFIELD (6)

David Wiley  
Andrew Mannelly  
Ben Schulte  
Marshall Toole  
Logan Tribble  
Stan Zagrodnik

### CATCHER (4)

Gunnar Johnson  
Alex Nevils  
Cameron Gill  
Andrew Calhoun

### INFIELD/OUTFIELD (4)

Trey Yunger  
Brice Martinez

Ryan Galanie  
Aaron Thomas

## BY STATE

### GEORGIA (15)

Sam Stratton (Alpharetta)  
Cameron Gill (Alpharetta)  
Andrew Mannelly (Atlanta)  
Trey Yunger (Atlanta)  
Shane Lussier (Atlanta)  
Champ Davis (Atlanta)  
Michael Sills (Cumming)  
Marshall Toole (Decatur)  
Connor Larson (Flowery Branch)  
Stan Zagrodnik (Flowery Branch)  
Holden Wilder (Johns Creek)  
Dom Marcoccio (Roswell)  
David Wiley (Statham)  
Coulson Buchanan (Sugar Hill)  
Ryder Moye (Woodstock)

### SOUTH CAROLINA (9)

James Layman (Bluffton)  
Alex Nevils (Blythewood)  
Zac Cowan (Blythewood)  
Aaron Thomas (Chesnee)  
Mike Eggert (Greenville)  
Matthew Marchal (Greenville)  
Andrew Calhoun (Irmo)  
Branton Little (Mount Pleasant)  
Jack Renwick (Spartanburg)

### FLORIDA (2)

Logan Tribble (Bradenton)  
Lucas Mahlstedt (Ormond Beach)

Logan Tribble (Bradenton)  
Lucas Mahlstedt (Ormond Beach)

### ALABAMA (1)

Logan Collins (Smiths Station)

### COLORADO (1)

Brice Martinez (Englewood)

### CONNECTICUT (1)

Gunnar Johnson (Newington)

### IDAHO (1)

Devon Sharts (Meridian)

### MISSOURI (1)

Charlie Weber (St. Louis)

### NEBRASKA (1)

Cooper Erikson (Lincoln)

### NORTH CAROLINA (1)

Luke Stephens (Winston-Salem)

### OHIO (1)

Ryan Galanie (Mason)

### PENNSYLVANIA (1)

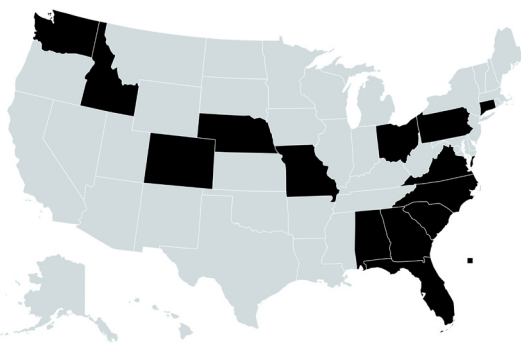
Dixon Black (Scranton)

### VIRGINIA (1)

O'Kelly McWilliams IV (Oakton)

### WASHINGTON (1)

Ben Schulte (Seattle)





# 2023 BASEBALL STANDINGS

School	Southern Conference				Overall				
	Record	Pct	H	A	Record	Pct	H	A	N
<b>Wofford</b>	<b>0-0</b>	<b>.000</b>	<b>0-0</b>	<b>0-0</b>	<b>14-5</b>	<b>.737</b>	<b>12-4</b>	<b>1-1</b>	<b>1-0</b>
Mercer	0-0	.000	0-0	0-0	14-7	.667	9-5	5-2	0-0
The Citadel	0-0	.000	0-0	0-0	12-7	.632	12-4	0-3	0-0
VMI	0-0	.000	0-0	0-0	13-8	.619	12-2	1-6	0-0
ETSU	0-0	.000	0-0	0-0	10-8	.556	7-3	3-5	0-0
Samford	0-0	.000	0-0	0-0	10-10	.500	8-2	2-8	0-0
UNCG	0-0	.000	0-0	0-0	10-10	.500	8-10	2-0	0-0
Western Carolina	0-0	.000	0-0	0-0	9-11	.450	8-5	0-3	1-3

## 2023 SOCON SCHEDULE

### March 21 (Tuesday)

ETSU at UNC Asheville	4 p.m.
Western Carolina at Tennessee	6:30 p.m.
Charleston Southern at The Citadel	5 p.m.
Wofford at Georgia Tech	6 p.m.
North Alabama	7 p.m.

### March 22 (Wednesday)

UNCG at North Carolina A&T	4 p.m.
VMI at Virginia Tech	4 p.m.
Georgia Southern at Mercer	6 p.m.

### March 24 (Friday)

Samford at ETSU	5 p.m.
VMI at Wofford	6 p.m.
Mercer at The Citadel	6 p.m.
Western Carolina at UNCG	6 p.m.

### March 25 (Saturday)

Samford at ETSU	2 p.m.
VMI at Wofford	3 p.m.
Mercer at The Citadel	2 p.m.
Western Carolina at UNCG	2 p.m.

### March 26 (Sunday)

VMI at Wofford	1 p.m.
Samford at ETSU	1 p.m.
Mercer at The Citadel	1 p.m.
Western Carolina at UNCG	1 p.m.

### March 28 (Tuesday)

UNCG at NC State	6 p.m.
Virginia Tech at VMI	6 p.m.
ETSU at Radford	6 p.m.
South Carolina at The Citadel	7 p.m.
Samford at Mississippi State	7 p.m.

### March 29 (Wednesday)

Wofford at Presbyterian	6 p.m.
Mercer at Kennesaw State	6 p.m.

### March 31 (Friday)

Seton Hall at ETSU	5 p.m.
Western Carolina at Mercer	6 p.m.
UNCG at VMI	6 p.m.
The Citadel at Samford	7 p.m.

## PRESEASON COACHES POLL

Place	School (First)	Points
1.	Wofford (5)	46
2.	Mercer (2)	41
3.	UNCG (1)	34
4.	Samford	33
5.	ETSU	25
6.	Western Carolina	20
7.	VMI	13
8.	The Citadel	12

## PRESEASON MEDIA POLL

Place	School (First)	Points
1.	Wofford (9)	130
2.	Mercer (6)	122
3.	Samford (1)	103
4.	UNCG (2)	102
5.	ETSU	68
6.	Western Carolina	60
7.	The Citadel	35
8.	VMI	28

## PRESEASON ALL-SOCON

### Preseason Player of the Year

Pascanel Ferreras, Jr., SS, Western Carolina

### Preseason Pitcher of the Year

**Matthew Marchal, Sr., RHP, Wofford**

### Preseason First-Team All-SoCon

SP – Michael Ross, Jr., Samford  
**SP – Matthew Marchal, Sr., Wofford**  
 RP – Luke Stephens, Sr., Wofford

C – Noah Webb, Jr., ETSU

**1B – Ryan Galanie, Sr., Wofford**

**2B – Brice Martinez, Sr., Wofford**

SS – Pascanel Ferreras, Jr., Western Carolina

3B – Mitchell Smith, Jr., UNCG

OF – Tommy Barth, So., ETSU

OF – Treyson Hughes, So., Mercer

OF – Kennedy Jones, So., UNCG

DH – Brett Cook, Jr., VMI

### Preseason Second-Team All-SoCon

SP – Josh Harlow, Sr., Mercer  
 SP – Jacob Cravey, Jr., Samford  
 RP – Alex Goff, Sr., Samford  
 C – Dallas Callahan, Sr., UNCG  
 1B – Stephen Klein, Sr., Samford  
 2B – Garrett Staton, R-So., Samford  
 SS – Zac Morris, R-Jr., VMI  
 3B – Justin Starke, R-Jr., VMI

OF – Jozsef Rohrbacher, Sr., Mercer  
 OF – Nate Stocum, Jr., Western Carolina  
**OF – Trey Yunger, Sr., Wofford**  
 DH – Garrett Wallace, Sr., ETSU

## SOCON PLAYER OF THE WEEK

Feb. 20 **Ryan Galanie, Sr., 1B, Wofford**

Feb. 27 Zac Morris, R-Jr., SS, VMI

March 6 **David Wiley, So., OF, Wofford**

March 13 **Ryan Galanie, Sr., 1B, Wofford**

## SOCON PITCHER OF THE WEEK

Feb. 20 Josh Harlow, So., RHP, Mercer

Feb. 27 Carson Hobbs, Jr., RHP, Samford

March 6 Nathaniel Tate, Sr., RHP, ETSU

March 13 Josh Farmer, R-Sr., RHP, Mercer

## SOCON PLAYER OF THE MONTH

February **Ryan Galanie, Wofford, Sr., 1B**

## SOCON PITCHER OF THE MONTH

February Carson Hobbs, Samford, Jr., RHP

**Back-to-Back SoCon Regular Season Champions (2021-22)**

# PITCHER STATS

CAPS - home game (except ETSU and VMI)  
**Bold** - Start



## COULSON BUCHANAN


**30 / RHP / SUGAR HILL, GA**

- Recorded career-high nine punchouts at Gardner-Webb (3/26/22)
- Named to 2022 SoCon All-Freshman Team

Date	Oppt	IP	H	R	ER	BB	K	WLS
2/19	G. MASON	3.0	3	1	1	1	2	-
2/26	Marist	4.2	0	0	0	0	8	-
3/5	<b>PENN-2</b>	<b>3.0</b>	<b>7</b>	<b>5</b>	<b>4</b>	<b>1</b>	<b>0</b>	-
3/13	LAFAYETTE	1.1	1	0	0	1	3	W
3/15	CINCINNATI	3.0	2	1	1	0	5	-
3/19	Belmont	4.0	5	2	2	1	8	-
3/26	Gardner-Webb	5.0	2	1	1	0	9	W
4/2	Dallas Baptist	3.0	8	6	6	0	1	-
4/9	UNCG	3.0	3	0	0	2	3	W
4/15	ETSU	3.0	1	0	0	0	5	S
4/23	Mercer	2.2	1	0	0	2	3	-
5/1	<b>Samford</b>	<b>4.1</b>	<b>4</b>	<b>4</b>	<b>3</b>	<b>1</b>	<b>3</b>	-
5/8	<b>THE CITADEL-1</b>	<b>6.0</b>	<b>1</b>	<b>0</b>	<b>0</b>	<b>1</b>	<b>4</b>	<b>W</b>
5/14	<b>W. CAROLINA</b>	<b>3.0</b>	<b>8</b>	<b>6</b>	<b>5</b>	<b>2</b>	<b>3</b>	<b>L</b>
5/20	<b>VMI</b>	<b>3.0</b>	<b>7</b>	<b>3</b>	<b>3</b>	<b>4</b>	<b>3</b>	-
5/28	<b>Samford</b>	<b>4.1</b>	<b>4</b>	<b>3</b>	<b>3</b>	<b>0</b>	<b>5</b>	-
2022		56.1	57	32	29	16	65	4-1
2/19	SOUTHERN ILL.	4.0	3	1	1	1	5	-
2/24	KENT STATE	3.0	4	3	3	1	3	-
2/28	WINTHROP	3.1	3	3	3	3	7	W
3/5	SACRED HEART	5.0	3	0	0	0	6	W
3/10	CINCINNATI	4.0	4	2	2	1	8	-
3/14	Georgia	3.0	7	4	4	0	2	L
3/18	XAVIER-2	5.0	4	1	1	1	3	-
2023		27.1	28	14	14	7	34	2-1
Totals		83.2	85	46	43	23	99	6-2

### CAREER HIGHS

Innings Pitched 6.0 vs. The Citadel (5/8/22)  
 Strikeouts 9 at GWU (3/26/22)



## ZAC COWAN

**26 / IF/RHP / BLYTHEWOOD, S.C.**

- Made debut vs. SIU (2/18/23) with 5 strikeouts
- Earned first win vs. Kent St. (2/25/23) with 7 strikeouts

Date	Oppt	IP	H	R	ER	BB	K	WLS
2/18	SOUTHERN ILL.	2.2	6	3	3	0	5	-
2/25	KENT STATE	5.0	3	0	0	1	7	W
3/4	SACRED HEART-2	4.2	1	0	0	0	7	W
3/8	Michigan State	2.2	2	2	2	0	2	W
3/11	CINCINNATI	3.0	2	1	1	0	4	-
3/18	XAVIER-1	3.0	4	5	5	0	1	L
2023		21.0	18	11	11	1	26	3-1
Total		21.0	18	11	11	1	26	3-1

### CAREER HIGHS

Innings Pitched 5.0 vs. Kent State (2/25/23)  
 Strikeouts 7 vs. Kent State (2/25/23), vs. SHU (3/4/23)



## CHAMP DAVIS

**16 / IF/RHP / ATLANTA, GA.**

- Six punchouts vs. UNC Asheville (2/21/23)
- Hit .393 in 2021 with .460 OBP
- Also won state title as QB of football team in 2020

Date	Oppt	IP	H	R	ER	BB	K	WLS
2/17	SOUTHERN ILL.	3.0	2	2	2	0	1	-
2/21	UNC ASHEVILLE	3.0	1	0	0	0	6	-
2/26	KENT STATE	1.1	1	0	0	1	0	-
3/4	SACRED HEART-2	2.0	2	2	2	1	3	-
3/8	Michigan State	1.0	1	1	1	0	0	-
3/18	XAVIER-1	0.1	4	3	3	0	0	-
2023		10.2	11	8	8	2	10	0-0
Total		10.2	11	8	8	2	10	0-0

### CAREER HIGHS

Innings Pitched 3.0 vs. SIU (2/17/23), vs. UNC Asheville (2/21/23)  
 Strikeouts 6 vs. UNC Asheville (2/21/23)



## MIKE EGGERT

**18 / RHP / GREENVILLE, SC**

- Missed the 2021 season due to injury
- 1st start and win at Winthrop (3/7/23)
- Career-high 5 strikeouts vs. Winthrop (2/28/23)

Date	Oppt	IP	H	R	ER	BB	K	WLS
5/4	UNC Asheville	0.1	0	0	0	0	1	-
5/8	THE CITADEL-1	1.0	1	0	0	0	2	-
5/11	PRESBYTERIAN	0.2	0	0	0	0	1	-
5/13	W. CAROLINA	1.0	2	1	1	0	1	-
5/19	VMI	2.0	2	0	0	0	3	-
5/29	UNCG-1	0.2	2	4	0	0	0	-
2022		5.2	7	5	1	0	8	0-0
2/17	SOUTHERN ILL.	2.0	1	0	0	0	1	-
2/28	WINTHROP	4.0	2	2	2	1	5	-
3/4	SACRED HEART-1	1.1	1	0	0	0	2	-
3/8	Winthrop	3.0	2	0	0	0	1	W
3/19	XAVIER	0.1	5	7	4	0	0	L
2023		10.2	11	9	6	1	9	1-1
Totals		16.1	19	14	7	1	17	1-1

### CAREER HIGHS

Innings Pitched 4.0 vs. Winthrop (2/28/23)  
 Strikeouts 5 vs. Winthrop (2/28/23)



## BRANTON LITTLE

**43 / RHP / MOUNT PLEASANT, S.C.**

- Top 1,000 player in US by Perfect Game
- Tossed a 0.00 ERA in his best season
- First-career win in debut vs. SIU (2/19/23)

Date	Oppt	IP	H	R	ER	BB	K	WLS
2/19	SOUTHERN ILL.	2.0	4	2	2	0	0	W
2/24	KENT STATE	1.2	4	3	3	0	2	-
2/28	WINTHROP	1.0	0	0	0	0	1	-
3/5	SACRED HEART	1.2	2	0	0	0	3	-
3/10	CINCINNATI	3.1	2	1	0	1	5	W
3/19	XAVIER	1.2	3	1	1	0	1	-
2023		11.1	15	7	6	1	12	2-0
Total		11.1	15	7	6	1	12	2-0

### CAREER HIGHS

Innings Pitched 3.1 vs. Cincinnati (3/10/23)  
 Strikeouts 5 vs. Cincinnati (3/10/23)



## LUCAS MAHLSTEDT

**47 / RHP / ORMOND BEACH, FL**

- First save against SIU (2/19/23)
- Earned first win against Penn (3/6/22)
- Made first start against ETSU (4/16/22)

Date	Oppt	IP	H	R	ER	BB	K	WLS
2/19	G. MASON	2.0	5	2	2	1	2	-
2/22	Georgia	1.2	0	0	0	1	0	-
2/25	Monmouth	1.2	3	4	4	2	1	-
3/2	UNC ASHEVILLE	0.2	2	4	0	2	2	-
3/6	PENN	3.0	2	0	0	0	2	W
3/9	KENNESAW ST	1.1	3	5	5	1	2	-
3/14	LAFAYETTE	2.0	1	0	0	0	3	W
3/20	Belmont	0.2	2	1	1	1	0	-
4/1	Dallas Baptist	1.1	2	0	0	1	1	-
4/5	Tarleton	3.0	4	2	2	0	2	-
4/8	UNCG	1.2	1	0	0	0	1	-
4/10	UNCG	1.0	3	1	1	0	1	-
4/16	ETSU	4.0	3	1	1	0	4	-
4/22	Mercer	1.0	1	0	0	0	2	-
4/24	Mercer	1.0	3	2	2	0	1	-
4/27	Clemson	1.0	2	1	1	1	2	-
4/30	Samford	1.1	5	3	3	0	1	L
5/4	UNC Asheville	0.2	4	5	5	0	1	-
5/11	PRESBYTERIAN	0.1	0	0	0	0	1	-
5/13	W. CAROLINA	1.0	2	2	2	0	0	-
5/29	UNCG-2	1.0	1	1	0	1	0	-
2022		31.1	49	34	29	11	29	2-1
2/19	SOUTHERN ILL.	3.0	1	1	1	0	2	S
2/26	KENT STATE	3.2	4	1	1	0	5	W
3/4	SACRED HEART-1	2.2	5	2	2	0	3	-
3/7	Winthrop	6.0	3	0	0	0	7	S
3/10	CINCINNATI	1.2	0	0	0	0	1	-
3/14	Georgia	3.0	4	1	1	0	3	-
3/18	XAVIER-2	4.0	3	0	0	0	4	-
2023		24.0	20	5	5	0	25	1-0
Totals		55.0	69	39	34	11	54	3-1

### CAREER HIGHS

Innings Pitched 6.0 at Winthrop (3/7/23)  
 Strikeouts 7 at Winthrop (3/7/23)



**MATTHEW MARCHAL**  
36 / RHP / PIEDMONT, SC

- Played freshman season at Furman and was 2-2
- Preseason 2nd-Team All-American (2023)
- 2022 All-SoCon First Team

Date	Oppt	IP	H	R	ER	BB	K	WLS
2/15	LASALLE	1.0	2	2	1	1	1	-
2/19	Clemson	1.0	1	2	1	2	2	L
2/21	N. KENTUCKY	0.1	0	0	0	0	0	W
2/29	FORDHAM	0.1	2	2	0	0	0	-
3/4	UNC ASHEVILLE	4.1	3	2	1	2	2	W
3/10	QUINNIPIAC	3.0	6	5	4	0	3	L
<b>2020</b>		<b>10.0</b>	<b>14</b>	<b>13</b>	<b>7</b>	<b>5</b>	<b>8</b>	<b>2-2</b>
2/20	Gardner-Webb	2.2	6	2	1	0	4	-
2/24	Presbyterian	3.0	2	1	1	0	5	-
2/28	XAVIER-1	3.0	1	0	0	1	3	-
3/6	Jacksonville	3.0	2	2	2	2	2	-
3/14	TOLEDO	1.2	6	5	5	1	2	L
3/30	Davidson	0.2	3	2	2	0	0	-
4/3	W. CAROLINA-2	0.0	2	2	1	0	0	-
4/13	USC UPSTATE	2.2	2	1	1	1	2	-
4/17	UNCG-1	2.0	1	0	0	1	0	W
4/23	VMI-2	2.1	8	5	4	0	5	-
4/27	Georgia State	4.1	4	2	2	0	6	L
5/5	Winthrop	2.0	2	0	0	0	2	S
5/9	THE CITADEL-1	2.1	3	3	3	1	2	-
5/15	W. Carolina-1	1.2	2	0	0	0	0	-
5/18	Kennesaw State	1.1	1	0	0	0	3	W
5/21	MERCER-1	3.0	1	0	0	2	2	S
5/29	W. Carolina	3.1	4	5	5	0	3	-
<b>2021</b>		<b>39.0</b>	<b>50</b>	<b>30</b>	<b>27</b>	<b>9</b>	<b>41</b>	<b>2-2</b>
2/18	G. MASON	3.1	6	6	4	1	3	L
2/22	Georgia	1.0	1	1	0	1	3	L
3/2	UNC ASHEVILLE	5.0	4	0	0	0	7	-
3/6	PENN	5.0	4	2	0	0	11	-
3/11	LAFAYETTE	5.0	6	1	1	0	8	W
3/15	CINCINNATI	3.0	0	0	0	0	3	-
3/20	Belmont	4.0	6	1	1	1	3	-
3/25	GARDNER-WEBB	3.2	6	4	4	1	6	-
3/30	WINTHROP	2.0	1	0	0	0	1	-
4/3	Dallas Baptist	5.0	2	2	2	0	7	-
4/8	UNCG	7.1	5	0	0	1	5	W
4/14	ETSU	5.1	5	3	2	0	6	W
4/22	Mercer	6.0	3	3	3	3	9	W
4/29	Samford	5.0	5	2	2	1	2	-
5/6	THE CITADEL	7.0	6	5	3	1	5	-
5/13	W. CAROLINA	6.0	5	1	1	1	5	W
5/19	VMI	6.0	4	0	0	1	3	W
5/27	UNCG	6.0	6	1	1	0	6	W
2022		85.2	75	32	24	12	93	7-2
2/17	SOUTHERN ILL.	1.0	7	7	6	1	1	L
2/21	UNC ASHEVILLE	4.0	0	0	0	0	5	W
2/26	KENT STATE	4.0	2	2	1	0	6	-
3/4	SACRED HEART-1	5.0	2	1	1	1	7	W
3/8	Michigan State	3.1	6	1	1	2	4	-
3/14	Georgia	2.0	5	5	3	2	3	-
3/18	XAVIER-1	5.0	1	1	1	0	7	-
2023		24.1	23	17	13	6	33	2-1
<b>Total</b>		<b>149.0</b>	<b>148</b>	<b>79</b>	<b>64</b>	<b>27</b>	<b>167</b>	<b>11-5</b>

**CAREER HIGHS**

- Innings Pitched 7.1 vs. UNCG (4/8/22)
- Strikeouts 11 vs. Penn (3/6/22)



**DOM MARCOCCIO**  
21 / RHP / ROSWELL, GA

- Was 3-1 as a freshman
- Talled career-highs in IP (6.0) and K (6) against Mercer to record the win

Date	Oppt	IP	H	R	ER	BB	K	WLS
2/21	Gardner-Webb	3.0	0	0	0	0	4	-
2/27	XAVIER-2	2.0	2	0	0	0	1	W
3/2	UNC Asheville	2.0	2	2	0	1	2	-
3/13	TOLEDO-1	4.2	4	1	1	0	3	W
3/19	The Citadel-2	3.1	6	4	4	3	1	-
3/27	Mercer-1	1.0	1	3	2	2	0	-
3/30	Davidson	1.0	0	2	2	1	1	-
4/3	W. CAROLINA-2	0.2	1	0	0	0	2	-
4/11	ETSU-2	1.1	3	5	2	0	1	-
4/17	UNCG-1	1.2	1	3	0	3	0	-
4/21	CHARLESTON	1.0	2	1	1	0	1	-
4/27	Georgia State	0.1	1	0	0	0	0	-
4/30	SAMFORD	0.2	1	0	0	0	0	-
5/5	Winthrop	3.0	2	1	1	0	1	-
5/9	THE CITADEL-1	2.1	0	0	0	0	2	-
5/14	W. Carolina	1.0	1	0	0	0	2	-
5/15	W. Carolina-2	1.0	2	0	0	0	1	-
5/21	MERCER-1	6.0	7	3	3	0	6	W
5/27	W. Carolina	0.2	1	0	0	0	0	-
5/29	W. Carolina	1.0	5	4	4	1	1	L
<b>2021</b>		<b>37.2</b>	<b>42</b>	<b>29</b>	<b>20</b>	<b>11</b>	<b>29</b>	<b>3-1</b>
2/20	G. MASON	3.0	5	3	2	0	5	-
2/25	Monmouth	3.0	6	4	4	2	4	L
3/4	PENN	4.0	4	1	1	1	5	W
3/8	GEORGIA ST	5.0	4	2	2	0	0	L
3/14	LAFAYETTE	4.0	3	1	0	2	2	-
3/18	Belmont	2.0	4	3	2	0	0	-
3/22	USC Upstate	3.2	5	3	2	1	0	-
3/27	GARDNER-WEBB	4.1	3	2	1	2	6	-
4/1	Dallas Baptist	2.2	5	4	4	3	3	-
4/5	Tarleton	3.0	4	1	1	0	4	-
4/10	UNCG	1.2	5	5	5	1	1	-
4/19	Presbyterian	2.0	6	3	3	0	1	-
4/24	Mercer	2.2	4	2	2	0	2	-
4/27	Clemson	1.0	2	2	2	0	1	-
4/30	Samford	0.2	3	4	4	1	1	-
5/8	THE CITADEL-2	3.1	2	3	3	3	5	-
5/15	W. CAROLINA	3.0	1	2	2	2	1	-
5/21	VMI	1.0	3	2	2	1	1	-
2022		50.0	69	47	42	19	42	1-2
2/17	SOUTHERN ILL.	1.0	0	0	0	0	1	-
2/24	KENT STATE	1.1	1	0	0	0	1	W
2/28	WINTHROP	0.0	1	3	3	1	0	-
2023		2.1	2	3	3	1	2	1-0
<b>Total</b>		<b>90.0</b>	<b>113</b>	<b>79</b>	<b>65</b>	<b>31</b>	<b>74</b>	<b>5-3</b>

**CAREER HIGHS**

- Innings Pitched 6.0 vs. Mercer (5/21/21)
- Strikeouts 6 vs. Mercer (5/21/21), vs. GWU (3/27/22)



**O'KELLY McWILLIAMS IV**  
25 / RHP / OAKTON, VA

- Was 1-0 in four appearances as a freshman
- Named Freshman All-America

Date	Oppt	IP	H	R	ER	BB	K	WLS
2/14	BINGHAMTON	1.0	0	0	0	0	2	-
2/22	BROWN-2	5.0	3	0	0	2	9	W
3/4	PRESBYTERIAN	2.0	0	0	0	0	5	-
3/7	LA SALLE	2.0	3	2	2	2	2	-
<b>2020</b>		<b>10.0</b>	<b>6</b>	<b>2</b>	<b>2</b>	<b>4</b>	<b>18</b>	<b>1-0</b>
3/2	UNC Asheville	1.1	0	3	3	3	1	-
3/27	Mercer-1	0.1	0	0	0	2	0	-
<b>2021</b>		<b>1.2</b>	<b>0</b>	<b>3</b>	<b>3</b>	<b>5</b>	<b>1</b>	<b>0-0</b>
2/25	Monmouth	1.2	5	4	4	0	4	-
3/5	PENN-1	1.0	0	0	0	0	0	-
3/9	KENNESAW ST	1.0	0	0	0	0	1	-
3/14	LAFAYETTE	2.0	1	0	0	2	3	-
4/5	Tarleton	1.0	1	1	1	0	1	-
4/10	UNCG	1.0	0	0	0	1	0	-
4/22	Mercer	0.0	1	4	4	4	0	-
2022		7.2	8	9	9	7	10	0-0
<b>Totals</b>		<b>19.1</b>	<b>14</b>	<b>14</b>	<b>14</b>	<b>16</b>	<b>29</b>	<b>1-0</b>

**CAREER HIGHS**

- Innings Pitched 5.0 vs. Brown (2/22/20)
- Strikeouts 9 vs. Brown (2/22/20)



**RYDER MOYE**  
41 / LHP / WOODSTOCK, GA.

- Sequoyah record 102 strikeouts in 2021
- Region 7-6A Pitcher of the Year (2021)
- 1.10 ERA over 53.1 innings

Date	Oppt	IP	H	R	ER	BB	K	WLS
2/17	SOUTHERN ILL.	2.0	1	0	0	1	3	-
2/24	KENT STATE	1.0	1	0	0	0	1	-
2/28	WINTHROP	0.1	0	1	1	1	1	-
3/8	Michigan State	1.0	1	0	0	0	1	-
3/19	XAVIER	2.0	0	0	0	0	1	-
2023		6.1	3	1	1	2	7	0-0
<b>Total</b>		<b>6.1</b>	<b>3</b>	<b>1</b>	<b>1</b>	<b>2</b>	<b>7</b>	<b>0-0</b>

**CAREER HIGHS**

- Innings Pitched 2.0 vs. SIU (2/17/23), vs. Xavier (3/19/23)
- Strikeouts 3 vs. SIU (2/17/23)






**DEVON SHARTS**  
40 / RHP / MERIDIAN, ID

- Played 2020 season at Spokane Falls CC
- At Mountain View HS was 9-0 as a senior
- Earned first win at Tarleton

Date	Oppt	IP	H	R	ER	BB	K	WLS
2/24	Presbyterian	1.0	1	0	0	1	0	-
2/28	XAVIER-2	2.2	4	2	2	1	4	-
3/6	Jacksonville	1.0	1	0	0	0	3	-
3/14	TOLEDO	2.1	0	0	0	2	2	-
3/23	DAVIDSON	3.0	3	1	1	0	5	-
3/27	Mercer-1	1.1	1	2	0	2	0	-
4/3	W. CAROLINA-1	2.0	3	1	1	0	3	-
4/13	USC UPSTATE	1.0	1	2	2	2	0	-
4/23	VMI-2	2.1	2	0	0	0	4	-
4/27	Georgia State	3.0	1	0	0	0	4	-
5/1	SAMFORD-1	3.2	6	5	5	0	7	-
5/9	THE CITADEL-1	1.1	5	3	3	0	3	-
5/15	W. Carolina-1	1.2	5	5	4	1	1	-
5/27	W. Carolina	0.1	2	3	2	1	1	-
2021		26.2	35	24	20	10	37	-
2/20	G. MASON	1.1	2	3	3	0	2	-
2/25	Monmouth	0.2	4	5	5	1	2	-
3/11	LAFAYETTE	1.0	1	0	0	1	0	-
4/5	Tarleton	1.0	1	0	0	0	2	W
4/10	UNCG	1.0	0	0	0	1	0	W
4/27	Clemson	0.1	4	5	5	1	0	-
5/11	PRESBYTERIAN	1.0	1	0	0	0	1	-
5/14	W. CAROLINA	3.0	0	0	0	0	4	-
5/21	VMI	5.0	1	0	0	1	2	W
5/29	UNCG-1	2.1	1	2	1	3	3	-
2022		16.2	15	15	14	8	16	3-0
2/18	SOUTHERN ILL.	0.0	3	1	1	0	0	-
2/28	WINTHROP	0.1	1	1	1	0	1	-
3/19	XAVIER	2.0	6	4	4	0	3	-
2023		2.1	10	6	6	0	4	0-0
<b>Total</b>		<b>46.0</b>	<b>60</b>	<b>46</b>	<b>40</b>	<b>18</b>	<b>57</b>	<b>3-0</b>

**CAREER HIGHS**

Innings Pitched 5.0 at VMI (5/21/22)  
Strikeouts 7 vs. Samford (5/1/21)



**MICHAEL SILLS**  
34 / RHP / CUMMING, GA

- Made debut against Monmouth, recording first career strikeout

Date	Oppt	IP	H	R	ER	BB	K	WLS
2/25	Monmouth	1.1	3	1	1	0	1	-
3/2	UNC ASHEVILLE	3.1	0	0	0	3	6	W
3/5	PENN-2	2.0	2	0	0	0	0	-
3/9	KENNESAW ST	0.2	1	1	1	1	0	-
3/14	LAFAYETTE	1.0	0	0	0	0	0	-
3/30	WINTHROP	0.1	1	0	0	1	1	-
4/5	Tarleton	1.0	0	0	0	1	1	-
4/19	Presbyterian	1.2	2	2	2	0	3	-
4/27	Clemson	1.0	0	0	0	0	1	-
4/30	Samford	1.0	0	1	1	2	0	-
2022		13.1	9	5	5	8	13	1-0
3/19	XAVIER	0.1	3	2	2	0	1	-
2023		0.1	3	2	2	0	1	0-0
<b>Totals</b>		<b>13.2</b>	<b>12</b>	<b>7</b>	<b>7</b>	<b>8</b>	<b>14</b>	<b>1-0</b>

**CAREER HIGHS**

Innings Pitched 3.1 vs. UNC Asheville (3/2)  
Strikeouts 6 vs. UNC Asheville (3/2)



**LUKE STEPHENS**  
19 / RHP / WINSTON-SALEM, NC

- Did not see action as a freshman in 2020
- Made 10 relief appearances in 2021, was 2-0
- 1-0 with a save in 2023

Date	Oppt	IP	H	R	ER	BB	K	WLS
3/20	The Citadel	1.0	1	0	0	0	0	-
3/27	Mercer	1.1	4	3	3	0	0	-
4/3	W. CAROLINA	0.1	1	0	0	0	1	-
4/11	ETSU-2	4.2	2	1	1	0	2	W
4/21	CHARLESTON	2.1	0	0	0	0	3	W
4/27	Georgia State	3.0	1	0	0	0	3	-
4/30	SAMFORD	2.0	1	1	1	1	1	-
5/11	Duke	1.2	4	1	1	0	2	-
5/18	Kennesaw State	0.2	3	1	1	1	0	-
<b>2021</b>		<b>17.0</b>	<b>17</b>	<b>7</b>	<b>7</b>	<b>2</b>	<b>12</b>	<b>2-0</b>
2/19	G. MASON	1.0	0	1	0	1	1	-
3/1	Georgia	1.1	1	0	0	1	2	-
3/5	PENN-1	1.1	0	0	0	1	1	-
3/8	GEORGIA ST	1.0	0	0	0	0	1	-
3/11	LAFAYETTE	2.0	0	0	0	0	1	-
3/18	Belmont	1.2	1	0	0	1	2	-
3/22	USC Upstate	1.1	0	0	0	0	3	-
3/26	Gardner-Webb	1.0	1	0	0	0	3	-
3/30	WINTHROP	2.0	1	0	0	1	2	-
4/1	Dallas Baptist	0.1	1	0	0	1	1	-
4/3	Dallas Baptist	0.1	3	4	2	0	0	L
4/16	ETSU	2.0	0	0	0	0	1	W
4/19	Presbyterian	2.1	2	0	0	0	3	-
4/22	Mercer	1.0	0	0	0	0	1	-
4/24	Mercer	1.2	3	3	3	0	2	-
4/29	Samford	2.0	4	2	2	0	0	-
5/1	Samford	1.0	1	0	0	0	1	-
5/4	UNC Asheville	1.2	0	0	0	0	2	-
5/8	THE CITADEL-1	2.0	2	1	1	1	1	-
5/13	W. CAROLINA	1.0	1	0	0	1	1	-
5/15	W. CAROLINA	2.2	1	0	0	0	5	-
5/20	VMI	3.0	4	0	0	0	2	W
5/27	UNCG	1.0	0	0	0	0	3	-
5/28	Samford	3.0	1	0	0	0	3	S
5/29	UNCG-2	2.0	4	3	3	0	2	-
2022		39.2	31	14	11	8	44	2-1
2/18	SOUTHERN ILL.	2.1	0	0	0	0	0	W
2/21	UNC ASHEVILLE	2.0	0	0	0	0	2	-
2/24	KENT STATE	1.2	2	0	0	1	2	S
3/5	SACRED HEART	2.1	2	1	1	0	3	-
3/8	Michigan State	0.2	1	0	0	0	0	-
3/11	CINCINNATI	2.0	2	0	0	0	2	W
3/18	XAVIER-2	5.0	9	4	4	1	1	L
2023		16.0	16	5	5	2	10	2-1
<b>Total</b>		<b>74.0</b>	<b>65</b>	<b>27</b>	<b>23</b>	<b>12</b>	<b>66</b>	<b>6-2</b>

**CAREER HIGHS**

Innings Pitched 5.0 vs. Xavier (3/18/23)  
Strikeouts 5 vs. WCU (5/15/22)



**SAM STRATTON**  
15 / LHP / ALPHARETTA, GA

- Made 16 appearances with seven starts in 2021
- Was 4-4 with a 6.07 ERA and 34 strikeouts

Date	Oppt	IP	H	R	ER	BB	K	WLS
3/13	TOLEDO-2	1.0	1	1	0	0	1	-
3/23	DAVIDSON	3.0	1	0	0	2	4	W
3/27	Mercer-1	1.2	0	0	0	1	1	-
3/30	Davidson	2.1	1	2	2	2	1	L
4/3	W. CAROLINA-1	3.0	1	0	0	1	3	W
4/11	ETSU-1	4.2	8	5	5	2	5	L
4/17	UNCG-1	4.0	4	4	1	3	4	-
4/23	VMI-2	3.1	8	6	5	0	2	L
4/30	SAMFORD	4.1	5	1	1	2	2	-
5/5	Winthrop	2.0	3	1	1	0	3	W
5/7	THE CITADEL	0.1	0	0	0	0	0	-
5/11	Duke	2.1	6	5	5	0	0	L
5/15	W. Carolina-1	2.2	4	4	3	1	3	W
5/20	MERCER	2.1	3	2	2	0	2	-
5/27	W. Carolina	2.1	5	2	2	1	3	-
5/29	W. Carolina	0.2	0	0	0	0	0	-
<b>2021</b>		<b>40.0</b>	<b>50</b>	<b>33</b>	<b>27</b>	<b>15</b>	<b>34</b>	<b>4-4</b>
2/25	Monmouth	0.2	1	0	0	2	0	-
3/9	KENNESAW ST	1.0	1	0	0	1	1	W
3/14	LAFAYETTE	1.0	1	0	0	1	1	-
4/17	Clemson	0.1	0	2	2	2	1	-
5/11	PRESBYTERIAN	1.0	1	0	0	0	1	-
5/14	W. CAROLINA	2.0	1	1	1	1	1	-
2022		6.0	5	3	3	7	5	1-0
2/24	KENT STATE	0.1	0	0	0	0	0	-
3/8	Michigan State	0.1	4	5	5	1	0	-
3/19	XAVIER	0.2	0	0	0	0	1	-
2023		1.1	4	5	5	1	1	0-0
<b>Totals</b>		<b>47.1</b>	<b>59</b>	<b>41</b>	<b>35</b>	<b>23</b>	<b>40</b>	<b>5-4</b>

**CAREER HIGHS**

Innings Pitched 4.2 at ETSU (4/11/21)  
Strikeouts 5 at ETSU (4/11/21)



**CHARLIE WEBER**  
31 / RHP / ST. LOUIS, MO.

- Made debut in starting role vs. SIU (2/18/23)
- First-team All-Conference in high school
- ERA of 1.80 and WHIP of 1.20

Date	Oppt	IP	H	R	ER	BB	K	WLS
2/18	SOUTHERN ILL.	4.0	2	3	2	0	3	-
2/25	KENT STATE	4.0	5	3	2	0	7	-
3/4	SACRED HEART-2	1.1	4	6	6	2	2	-
3/11	CINCINNATI	4.0	3	1	1	0	6	-
2023		13.1	14	13	11	2	18	0-0
<b>Total</b>		<b>13.1</b>	<b>14</b>	<b>13</b>	<b>11</b>	<b>2</b>	<b>18</b>	<b>0-0</b>

**CAREER HIGHS**

Innings Pitched 4.0 3 times, last: vs. Cincinnati (3/10/23)  
Strikeouts 7 vs. Kent State (2/25/23)



**HOLDEN WILDER**  
**33 / RHP / JOHNS CREEK, GA**

- Was 8-0 over 30.1 innings with 27 strikeouts in 2022
- Made two appearances in 2021
- Named to SoCon Academic Honor Roll

Date	Oppt	IP	H	R	ER	BB	K	WLS
4/13	USC UPSTATE	1.0	0	0	0	0	0	-
<b>5/18</b>	<b>Kennesaw State</b>	<b>2.0</b>	<b>3</b>	<b>1</b>	<b>1</b>	<b>0</b>	<b>1</b>	-
2/22	Georgia	0.1	0	0	0	0	0	-
3/1	Georgia	2.0	1	0	0	2	2	-
3/4	PENN	0.2	0	0	0	0	0	-
3/5	PENN-1	0.2	1	1	0	0	1	-
3/8	GEORGIA ST	2.1	1	2	2	1	3	-
3/13	LAFAYETTE	2.0	0	0	0	0	2	-
3/18	Belmont	2.1	2	0	0	0	3	W
3/20	Belmont	1.1	0	0	0	0	1	W
3/22	USC Upstate	2.0	0	0	0	1	0	W
3/25	GARDNER-WEBB	2.1	2	0	0	0	3	W
3/27	GARDNER-WEBB	1.2	2	0	0	0	0	-
4/1	Dallas Baptist	2.0	2	0	0	2	1	W
4/3	Dallas Baptist	1.0	2	0	0	1	0	-
4/10	UNCG	0.2	1	0	0	0	1	-
4/14	ETSU	0.2	2	0	0	1	1	-
4/16	ETSU	1.0	1	1	1	0	2	-
4/24	Mercer	1.0	1	1	1	2	1	-
5/1	Samford	0.2	1	2	2	0	1	W
5/4	UNC Asheville	1.1	1	0	0	0	2	W
5/8	THE CITADEL-2	2.0	2	0	0	0	1	-
5/14	W. CAROLINA	0.0	0	1	1	3	0	-
5/28	Samford	1.2	1	0	0	0	1	W
5/29	UNCG-2	0.2	1	2	0	1	1	-
2022		30.1	24	10	7	14	27	8-0
3/4	SACRED HEART-2	1.0	1	0	0	0	0	-
3/18	XAVIER-1	0.2	0	0	0	0	0	-
3.19	XAVIER	2.0	1	0	0	0	1	-
2023		3.2	2	0	0	0	1	0-0
<b>Totals</b>		<b>37.0</b>	<b>29</b>	<b>11</b>	<b>8</b>	<b>14</b>	<b>29</b>	<b>8-0</b>

**CAREER HIGHS**

Innings Pitched 2.1 3 times, last: vs. GWU (3/25/22)  
 Strikeouts 3 3 times, last: vs. GWU (3/25/22)

**POSITION PLAYER STATS**



**DIXON BLACK**  
**20 / IF / SCRANTON, PA.**

- MAAC Rookie of the Year in 2021 with Monmouth
- Collegiate Baseball Freshman All-American (2021)
- Nine homers and 41 RBI in 2022 at Monmouth

Year	AVG	GP	GS	AB	R	H	2B	3B	HR	RBI	BB	SO	SB	ATT
2021	.350	37	36	123	26	43	9	1	4	21	10	36	5	5 @ Monmouth
2022	.279	49	49	204	37	57	13	1	9	41	17	59	9	9 @ Monmouth
@MON	.306	86	85	327	63	100	22	2	13	62	27	95	14	14
2023	.264	19	19	72	18	19	2	0	3	13	12	14	6	9
@WOF	.264	19	19	72	18	19	2	0	3	13	12	14	6	9
<b>TOTAL</b>	<b>.298</b>	<b>105</b>	<b>104</b>	<b>399</b>	<b>81</b>	<b>119</b>	<b>24</b>	<b>2</b>	<b>16</b>	<b>75</b>	<b>39</b>	<b>109</b>	<b>20</b>	<b>23</b>

**GAME HIGHS**

Hits 4 vs. Rider (5/26/21)  
 Runs Scored 4 vs. Wofford (2/25/22)  
 RBI 4 vs. Siena (5/21/21), vs. Wofford (2/25/22), at George Mason (3/5/22)  
 Home Runs 2 vs. Siena (5/21/21), vs. Michigan State (3/8/23)  
 Stolen Bases 2 at Quinnipiac (3/21/21), vs UNC Asheville (2/21/23)



**ANDREW CALHOUN**  
**28 / C / IRMO, S.C.**

- Won the 2018 state title with Chapin High School
- Originally signed with Furman
- Starts in 2021 came as the designated hitter and catcher

Year	AVG	GP	GS	AB	R	H	2B	3B	HR	RBI	BB	SO	SB	ATT
2021	.214	23	4	28	1	6	0	0	1	10	7	10	0	0
2022	.222	9	0	9	2	2	0	0	1	4	0	4	0	0
2023	.111	7	6	18	2	2	1	0	0	1	1	7	1	1
<b>TOTAL</b>	<b>.182</b>	<b>39</b>	<b>10</b>	<b>55</b>	<b>5</b>	<b>10</b>	<b>1</b>	<b>0</b>	<b>2</b>	<b>15</b>	<b>8</b>	<b>21</b>	<b>1</b>	<b>1</b>

**GAME HIGHS**

Hits 1 10 times, last vs. Kent State (2/25/23)  
 Runs Scored 1 at Jacksonville (3/5/21), vs. Lafayette (3/14/22), at VMI (5/19/22), vs. SIU (2/18/23)  
 RBI 3 vs. Lafayette (3/14/22)  
 Home Runs 1 at Jacksonville (3/5/21), vs. Lafayette (3/14/22)  
 Stolen Bases 1 vs. UNC Asheville (2/21/23)




**LOGAN COLLINS**  
**2 / IF / SMITHS STATION, ALA.**

- Hit .479 as a junior in high school
- Hit seven homers with 40 RBI and 15 steals
- First-Team All-Area and Second-Team All-State

Year	AVG	GP	GS	AB	R	H	2B	3B	HR	RBI	BB	SO	SB	ATT
2023														
<b>TOTAL</b>														

**GAME HIGHS**

Hits - -  
 Runs Scored - -  
 RBI - -  
 Home Runs - -  
 Stolen Bases - -




**ZAC COWAN**  
**26 / IF/RHP / BLYTHEWOOD, S.C.**

- Region championship in high school
- Region Player of the Year in 2021
- Gold glove, All-State and All-Region

Year	AVG	GP	GS	AB	R	H	2B	3B	HR	RBI	BB	SO	SB	ATT
2023														
<b>TOTAL</b>														

**GAME HIGHS**

Hits - -  
 Runs Scored - -  
 RBI - -  
 Home Runs - -  
 Stolen Bases - -



**Back-to-Back SoCon Regular Season Champions (2021-22)**



## CHAMP DAVIS

16 / IF/RHP / ATLANTA, GA.

- State championship in 2021
- Hit .393 in 2021 with .460 OBP
- Also won state title as QB of football team in 2020

Year	AVG	GP	GS	AB	R	H	2B	3B	HR	RBI	BB	SO	SB	ATT
2023														

### TOTAL

## GAME HIGHS

Hits	-	-
Runs Scored	-	-
RBI	-	-
Home Runs	-	-
Stolen Bases	-	-



## COOPER ERIKSON

1 / IF / LINCOLN, NEB.

- Hit .404 with five round-trippers in 2021
- Garnered All-City and All-Conference honors
- In football, set school records for receiving yards, catches and touchdowns

Year	AVG	GP	GS	AB	R	H	2B	3B	HR	RBI	BB	SO	SB	ATT
2023	.000	2	0	1	0	0	0	0	0	0	0	1	0	0
<b>TOTAL</b>	<b>.000</b>	<b>2</b>	<b>0</b>	<b>1</b>	<b>0</b>	<b>0</b>	<b>0</b>	<b>0</b>	<b>0</b>	<b>0</b>	<b>0</b>	<b>1</b>	<b>0</b>	<b>0</b>

## GAME HIGHS

Hits	-	-
Runs Scored	-	-
RBI	-	-
Home Runs	-	-
Stolen Bases	-	-



## RYAN GALANIE

14 / IF/OF / MASON, OH

- Hit 17 home runs in 2022 to lead team; added a .329 average and 59 RBI
- Named CoSIDA Academic All-District in 2022
- Hit first two career HR on Opening Day in 2022 against George Mason

Year	AVG	GP	GS	AB	R	H	2B	3B	HR	RBI	BB	SO	SB	ATT
2020	.333	6	0	6	0	2	2	0	0	3	1	2	0	0
2021	.196	28	10	56	12	11	2	0	0	6	7	18	3	3
2022	.329	59	59	219	66	72	10	5	17	59	32	54	13	14
2023	.441	18	18	68	17	30	4	0	6	25	12	11	7	10
<b>TOTAL</b>	<b>.330</b>	<b>111</b>	<b>87</b>	<b>349</b>	<b>95</b>	<b>115</b>	<b>18</b>	<b>5</b>	<b>23</b>	<b>93</b>	<b>52</b>	<b>85</b>	<b>23</b>	<b>27</b>

## GAME HIGHS

Hits	4	vs. George Mason (2/18/22), vs. WCU (5/13/22)
Runs Scored	3	5 times, last: at VMI (5/19/22)
RBI	8	vs. Presbyterian (5/11/22)
Home Runs	2	5 times, last: vs. Kent State (2/26/23)
Stolen Bases	2	at USC Upstate (3/22/22)



## CAMERON GILL

27 / C / ALPHARETTA, GA

- Recorded first career hit against Monmouth in 2020
- Played 28 games with 23 starts in 2021 (20 at catcher, three as DH)

Year	AVG	GP	GS	AB	R	H	2B	3B	HR	RBI	BB	SO	SB	ATT
2020	.182	6	2	11	2	2	0	0	0	1	1	5	0	0
2021	.282	28	23	71	13	20	2	0	0	10	14	18	1	1
2022	.149	25	13	49	9	7	0	1	0	6	8	15	3	4
2023	.346	16	13	52	14	18	0	0	1	12	9	12	4	4
<b>TOTAL</b>	<b>.260</b>	<b>75</b>	<b>51</b>	<b>181</b>	<b>38</b>	<b>47</b>	<b>2</b>	<b>1</b>	<b>1</b>	<b>29</b>	<b>32</b>	<b>50</b>	<b>8</b>	<b>9</b>

## GAME HIGHS

Hits	3	at Davidson (3/30/21)
Runs Scored	3	vs. Michigan State (3/8/23)
RBI	4	vs. Kent State (2/24/23)
Home Runs	1	vs. Kent State (2/24/23)
Stolen Bases	1	8 times, last: vs. Xavier (3/18/23)



## GUNNAR JOHNSON


5 / C / NEWINGTON, CT

- A four-year starter at Newington High School
- Did not see action in 2021
- Named to SoCon Academic Honor Roll

Year	AVG	GP	GS	AB	R	H	2B	3B	HR	RBI	BB	SO	SB	ATT
2022	.375	35	5	40	6	15	5	0	0	11	5	9	1	1
<b>TOTAL</b>	<b>.375</b>	<b>35</b>	<b>5</b>	<b>40</b>	<b>6</b>	<b>15</b>	<b>5</b>	<b>0</b>	<b>0</b>	<b>11</b>	<b>5</b>	<b>9</b>	<b>1</b>	<b>1</b>

## GAME HIGHS

Hits	2	at Samford (5/1/22)
Runs Scored	1	6 times, last: at UNC Asheville (5/4/22)
RBI	2	at Gardner-Webb (3/26/22), at Samford (5/1/22)
Home Runs	-	-
Stolen Bases	1	vs. George Mason (2/20/22)



## CONNOR LARSON

45 / INF / FLOWERY BRANCH, GA

- A four-year starter at Flowery Branch HS
- Team reached state Final Four in 2018 and Sweet 16 in 2019
- Was also four-year letterman on football team as wide receiver

Year	AVG	GP	GS	AB	R	H	2B	3B	HR	RBI	BB	SO	SB	ATT
2022	1.000	12	0	1	4	1	0	0	0	0	0	0	0	1
2023	.138	14	8	29	9	4	0	0	0	4	4	6	1	2
<b>TOTAL</b>	<b>.167</b>	<b>26</b>	<b>8</b>	<b>30</b>	<b>13</b>	<b>5</b>	<b>0</b>	<b>0</b>	<b>0</b>	<b>4</b>	<b>4</b>	<b>6</b>	<b>1</b>	<b>3</b>

## GAME HIGHS

Hits	2	vs. Kent State (2/26/23)
Runs Scored	3	vs. Wlnthrop (2/28/23)
RBI	2	vs. Kent State (2/26/23)
Home Runs	-	-
Stolen Bases	1	vs. Wlnthrop (2/28/23)



## JAMES LAYMAN

4 / IF / BLUFFTON, S.C.

- Hit .413 in 2021 with 10 doubles and 15 stolen bases
- All-Region and Second-Team All-State honors
- Three-sport athlete, also played QB and WR in football and guard in basketball

Year	AVG	GP	GS	AB	R	H	2B	3B	HR	RBI	BB	SO	SB	ATT
2023														
<b>TOTAL</b>														

## GAME HIGHS

Hits	-	-
Runs Scored	-	-
RBI	-	-
Home Runs	-	-
Stolen Bases	-	-



## SHANE LUSSIER

11 / IF / ATLANTA, GA

- As a senior batted .364 to earn first team All-Region honors
- Started 9 games as a freshman in the infield

Year	AVG	GP	GS	AB	R	H	2B	3B	HR	RBI	BB	SO	SB	ATT
2020	.344	16	9	32	6	11	2	1	0	4	6	7	5	6
2021	.255	43	36	102	26	26	5	1	0	14	22	32	17	20
2022	.217	34	12	23	15	5	0	0	0	2	4	10	7	9
2023	.000	7	0	3	3	0	0	0	0	0	0	1	1	1
<b>TOTAL</b>	<b>.263</b>	<b>99</b>	<b>57</b>	<b>160</b>	<b>50</b>	<b>42</b>	<b>7</b>	<b>2</b>	<b>0</b>	<b>20</b>	<b>32</b>	<b>50</b>	<b>29</b>	<b>35</b>

## GAME HIGHS

Hits	4	vs. Binghamton (2/14/20)
Runs Scored	3	at Western Carolina (5/15/21)
RBI	2	vs. Binghamton (2/14/20), at Presbyterian (2/24/21)
Home Runs	-	-
Stolen Bases	4	at Gardner-Webb (2/20/21)



## ANDREW MANNELLY

6 / OF / ATLANTA, GA.

- Won state title in 2021 with Marish School
- Hit .330 with .486 OBP
- Also played fullback and linebacker in football, winning state title in 2020

Year	AVG	GP	GS	AB	R	H	2B	3B	HR	RBI	BB	SO	SB	ATT
2023	.263	12	4	19	4	5	1	0	1	6	2	7	1	1
<b>TOTAL</b>	<b>.263</b>	<b>12</b>	<b>4</b>	<b>19</b>	<b>4</b>	<b>5</b>	<b>1</b>	<b>0</b>	<b>1</b>	<b>6</b>	<b>2</b>	<b>7</b>	<b>1</b>	<b>1</b>

### GAME HIGHS

Hits	1	vs. Cincinnati (3/10/23), vs. Cincinnati (3/11/23), at Georgia (3/14/23)
Runs Scored	2	vs. Xavier (3/19/23)
RBI	2	vs. Cincinnati (3/10/23), at Georgia (3/14/23), vs. Xavier (3/19/23)
Home Runs	1	vs. Cincinnati (3/10/23)
Stolen Bases	1	vs. Xavier (3/19/23)



## BRICE MARTINEZ

10 / IF/OF / ENGLEWOOD, COLO.

- Played one season at MSU Denver and one season at South Mountain Community College
- Led South Mountain with .339 average in 45 games last season
- Started 45 of his 57 games in 2022 with a .331 average and 41 RBI

Year	AVG	GP	GS	AB	R	H	2B	3B	HR	RBI	BB	SO	SB	ATT
2022	.331	57	45	157	34	52	6	1	2	41	20	24	11	16
2023	.318	18	18	66	10	21	2	1	0	12	12	12	5	7
<b>TOTAL</b>	<b>.327</b>	<b>75</b>	<b>63</b>	<b>223</b>	<b>44</b>	<b>73</b>	<b>8</b>	<b>2</b>	<b>2</b>	<b>53</b>	<b>32</b>	<b>36</b>	<b>16</b>	<b>23</b>

### GAME HIGHS

Hits	4	at Tarleton (4/5/22), vs. SIU (2/18/23)
Runs Scored	3	at VMI (5/19/22)
RBI	4	at Samford (5/1/22)
Home Runs	1	at Samford (5/1/22), vs. The Citadel (5/6/22)
Stolen Bases	2	4 times, last: vs. ETSU (4/15/22)



## ALEX NEVILS

9 / C / BLYTHEWOOD, S.C.

- Region championship with Blythewood in 2021
- Team MVP after slashing .318/.500/.544
- Perfect Game All-American

Year	AVG	GP	GS	AB	R	H	2B	3B	HR	RBI	BB	SO	SB	ATT
2023	.000	2	2	2	1	0	0	0	0	0	3	2	0	0
<b>TOTAL</b>	<b>.000</b>	<b>2</b>	<b>2</b>	<b>2</b>	<b>1</b>	<b>0</b>	<b>0</b>	<b>0</b>	<b>0</b>	<b>0</b>	<b>3</b>	<b>2</b>	<b>0</b>	<b>0</b>

### GAME HIGHS

Hits	-	-
Runs Scored	1	vs. Xavier (3/18/23)
RBI	-	-
Home Runs	-	-
Stolen Bases	-	-



## JACK RENWICK

8 / IF / SPARTANBURG, SC

- Third in program history in career stolen bases
- Father played baseball at Wofford from 1982-86
- All-Southern Conference and All-Freshman Team

Year	AVG	GP	GS	AB	R	H	2B	3B	HR	RBI	BB	SO	SB	ATT
2021	.295	56	54	200	43	59	16	0	1	29	23	31	28	35
2022	.263	59	59	228	60	60	15	2	5	51	24	43	35	39
2023	.238	19	19	63	15	15	4	0	1	12	10	24	10	12
<b>TOTAL</b>	<b>.273</b>	<b>134</b>	<b>132</b>	<b>491</b>	<b>118</b>	<b>134</b>	<b>35</b>	<b>2</b>	<b>7</b>	<b>92</b>	<b>57</b>	<b>98</b>	<b>73</b>	<b>86</b>

### GAME HIGHS

Hits	4	at ETSU (4/11/21)
Runs Scored	3	6 times, last: vs. Samford (5/28/22)
RBI	6	vs. ETSU (4/15/22)
Home Runs	1	7 times, last: at Georgia (3/14/23)
Stolen Bases	3	vs. The Citadel (5/7/21)



## BEN SCHULTE

13 / OF / SEATTLE, WASH.

- Played two seasons at Bellevue College
- Played in 30 games in 2021 with Bellevue, batting .376

Year	AVG	GP	GS	AB	R	H	2B	3B	HR	RBI	BB	SO	SB	ATT
2022	.250	6	4	12	3	3	1	0	0	3	1	6	0	0
2023	.222	12	9	36	4	8	2	0	1	3	5	11	1	2
<b>TOTAL</b>	<b>.229</b>	<b>18</b>	<b>13</b>	<b>48</b>	<b>7</b>	<b>11</b>	<b>3</b>	<b>0</b>	<b>1</b>	<b>6</b>	<b>6</b>	<b>17</b>	<b>1</b>	<b>2</b>

### GAME HIGHS

Hits	3	vs. Xavier (3/19/23)
Runs Scored	2	vs. Xavier (3/19/23)
RBI	1	4 times, last: vs. Sacred Heart (3/4/23)
Home Runs	-	-
Stolen Bases	1	vs. Sacred Heart (3/5/23)



## AARON THOMAS

22 / IF/OF / CHESNEE, S.C.

- Played in eight games in 2021 and 10 in 2022 with first-career hit against Lafayette
- A four-year starter at Boiling Springs High School
- Played first base and also played quarterback on the football team

Year	AVG	GP	GS	AB	R	H	2B	3B	HR	RBI	BB	SO	SB	ATT
2021	.000	8	0	1	2	0	0	0	0	0	1	1	0	0
2022	.500	10	0	2	2	1	0	0	0	0	1	1	0	0
2023	.286	7	4	14	2	4	0	0	1	1	1	7	0	0
<b>TOTAL</b>	<b>.294</b>	<b>25</b>	<b>4</b>	<b>17</b>	<b>6</b>	<b>5</b>	<b>0</b>	<b>0</b>	<b>1</b>	<b>1</b>	<b>3</b>	<b>9</b>	<b>0</b>	<b>0</b>

### GAME HIGHS

Hits	2	vs. Xavier (3/18/23)
Runs Scored	1	6 times, last: vs. Xavier (3/18/23)
RBI	1	at Georgia (3/14/23)
Home Runs	1	at Georgia (3/14/23)
Stolen Bases	-	-



## MARSHALL TOOLE

23 / OF / DECATUR, GA

- Three-year varsity starter at Decatur HS
- First-career homer vs. Southern Ill. (2/19/23)
- Played 46 games with 30 starts in 2022 and was third on team with 16 stolen bases

Year	AVG	GP	GS	AB	R	H	2B	3B	HR	RBI	BB	SO	SB	ATT
2022	.267	46	30	90	28	24	3	1	0	11	20	29	16	18
2023	.389	15	15	54	21	21	3	0	2	13	12	18	7	9
<b>TOTAL</b>	<b>.313</b>	<b>61</b>	<b>45</b>	<b>144</b>	<b>49</b>	<b>45</b>	<b>6</b>	<b>1</b>	<b>2</b>	<b>24</b>	<b>32</b>	<b>47</b>	<b>23</b>	<b>27</b>

### GAME HIGHS

Hits	3	4 times, last: at Winthrop (3/7/23)
Runs Scored	3	at Belmont (3/18/22), at Samford (5/1/22), vs. SIU (2/18/23)
RBI	4	vs. Sacred Heart (3/4/23)
Home Runs	1	vs. Southern Illinois (2/19/23), vs. Sacred Heart (3/4/23)
Stolen Bases	3	vs. UNC Asheville (3/2/22), vs. Sacred Heart (3/4/23)



## LOGAN TRIBBLE

44 / OF / BRADENTON, FLA.

- District title in 2019 and state title in 2021
- Florida 2A State Player of the Year in 2021
- Hit .453 with 24 RBI and 28 stolen bases

Year	AVG	GP	GS	AB	R	H	2B	3B	HR	RBI	BB	SO	SB	ATT
2023														
<b>TOTAL</b>														

### GAME HIGHS

Hits	-	-
Runs Scored	-	-
RBI	-	-
Home Runs	-	-
Stolen Bases	-	-

Back-to-Back SoCon Regular Season Champions (2021-22)





**DAVID WILEY**  
**3 / OF / STATHAM, GA**

- First-career homer was a grand slam against Sacred Heart (3/4/23)
- Three-year letterman at North Oconee HS
- Also played defensive back on the football team

Year	AVG	GP	GS	AB	R	H	2B	3B	HR	RBI	BB	SO	SB	ATT
2022	.176	19	0	17	2	3	2	0	0	4	3	5	0	0
2023	.233	19	18	60	17	14	2	3	1	17	13	19	3	4
<b>TOTAL</b>	<b>.221</b>	<b>38</b>	<b>18</b>	<b>77</b>	<b>19</b>	<b>17</b>	<b>4</b>	<b>3</b>	<b>1</b>	<b>21</b>	<b>16</b>	<b>24</b>	<b>3</b>	<b>4</b>

**GAME HIGHS**

Hits	4	vs. WInthrop (2/28/23)
Runs Scored	4	vs. Sacred Heart (3/4/23)
RBI	6	vs. WInthrop (2/28/23)
Home Runs	1	vs. Sacred Heart (3/4/23)
Stolen Bases	1	3 times, last vs. Michigan State (3/8/23)



**TREY YUNGER**  
**7 / IF/OF / ATLANTA, GA**

- Played in 55 games with 54 starts in 2021
- Southern Conference All-Freshman Team in 2021
- Named to SoCon Academic Honor Roll

Year	AVG	GP	GS	AB	R	H	2B	3B	HR	RBI	BB	SO	SB	ATT
2020	.286	9	1	7	3	2	0	0	0	1	2	2	2	2
2021	.321	55	54	215	47	69	11	3	0	45	30	43	20	26
2022	.297	56	44	148	37	44	4	4	0	19	21	32	17	25
2023	.269	18	18	67	13	18	2	0	1	8	10	13	10	13
<b>TOTAL</b>	<b>.304</b>	<b>138</b>	<b>117</b>	<b>437</b>	<b>100</b>	<b>133</b>	<b>17</b>	<b>7</b>	<b>1</b>	<b>73</b>	<b>63</b>	<b>90</b>	<b>49</b>	<b>66</b>

**GAME HIGHS**

Hits	4	5 times, last vs. The Citadel (5/8/22)
Runs Scored	4	vs. USC Upstate (4/13/21)
RBI	6	vs. UNCG (4/16/21)
Home Runs	-	-
Stolen Bases	2	9 times, last vs. Sacred Heart (3/4/23)



**STAN ZAGRODNIK**  
**49 / OF / FLOWERY BRANCH, GA.**

- Four-year varsity letterman at Buford
- .380 batting average and .997 fielding percentage
- Four-year academic letter winner

Year	AVG	GP	GS	AB	R	H	2B	3B	HR	RBI	BB	SO	SB	ATT
2023	.000	7	0	0	3	0	0	0	0	0	0	0	1	1
<b>TOTAL</b>	<b>.000</b>	<b>7</b>	<b>0</b>	<b>0</b>	<b>3</b>	<b>0</b>	<b>0</b>	<b>0</b>	<b>0</b>	<b>0</b>	<b>0</b>	<b>0</b>	<b>1</b>	<b>1</b>

**GAME HIGHS**

Hits	-	-
Runs Scored	1	3 times, last: vs. Cincinnati (3/11/23)
RBI	-	-
Home Runs	-	-
Stolen Bases	1	vs. Cincinnati (3/11/23)



## 2023 WOFFORD TERRIERS GAME-BY-GAME BREAKDOWN

DATE	OPPONENT	W/L	SCORE	REC.	SOCON	WINNER	LOSER	SAVE	TIME	ATT.
2/17	vs. SIU	L	4-9	0-1	0-0	Chapman	Marchal		2:59	311
2/18	vs. SIU	W	8-7	1-1	0-0	Stephens	Steidl		3:00	436
2/19	vs. SIU	W	5-4	2-1	0-0	Little	Lewis	Mahlstedt	2:25	452
2/21	vs. AVL	W	4-0	3-1	0-0	Marchal	I. Williams		2:45	337
2/24	vs. Kent State	W	9-6	4-1	0-0	Marcoccio	Bickerstaff	Stephens	3:18	213
2/25	vs. Kent State	W	7-3	5-1	0-0	Cowan	Whitman		2:34	263
2/26	vs. Kent State	W	11-3	6-1	0-0	Mahlstedt	Dell		2:54	311
2/28	vs. Winthrop	W	18-10	7-1	0-0	Buchanan	White		3:38	477
3/3	vs. Sacred Heart	<i>Postponed - Inclement Weather</i>								
3/4 (1)	vs. SHU	W	9-3	8-1	0-0	Marchal	Kramer		3:00	-
3/4 (2)	vs. SHU	W	15-8	9-1	0-0	Cowan	Bebbington		3:21	512
3/5	vs. SHU	W	5-1	10-1	0-0	Buchanan	Thompson		2:26	387
3/7	@ Winthrop	W	8-0	11-1	0-0	Eggert	Jones	Mahlstedt	2:28	270
3/8	vs. Mich. St.^	W	12-9	12-1	0-0	Cowan	Higgins		3:32	305
3/10	vs. Cincinnati	W	12-3	13-1	0-0	Little	Brosky		2:41	445
3/11	vs. Cincinnati	W	5-2	14-1	0-0	Stephens	Harker		2:41	523
3/12	vs. Cincinnati	<i>Canceled - Inclement Weather</i>								
3/14	@ Georgia	L	8-10	14-2	0-0	Hoskins	Buchanan		2:41	2,625
3/18 (1)	vs. Xavier	L	1-9	14-3	0-0	Loer	Cowan		2:29	-
3/18 (2)	vs. Xavier (14)	L	2-5	14-4	0-0	Hansen	Stephens		4:17	425
3/19	vs. Xavier	L	10-14	14-5	0-0	Bell	Eggert	Loer	3:18	318
3/21	@ Georgia Tech									
3/24	vs. VMI*									
3/25	vs. VMI*									
3/26	vs. VMI*									
3/29	@ Presbyterian									
4/1 (1)	vs. Siena (DH)									
4/1 (2)	vs. Siena (DH)									
4/2	vs. Siena									
4/4	@ College of Charleston									
4/6	@ ETSU*									
4/7	@ ETSU*									
4/8	@ ETSU*									
4/11	vs. Presbyterian									
4/14	@ Western Carolina*									
4/15	@ Western Carolina*									
4/16	@ Western Carolina*									
4/18	@ Winthrop									
4/21	vs. Samford*									
4/22	vs. Samford*									
4/23	vs. Samford*									
4/25	@ UNC Asheville									
4/26	@ Davidson									
4/29	@ Wake Forest									
4/30	vs. High Point~									
5/2	@ Tennessee									
5/5	@ UNCG*									
5/6	@ UNCG*									
5/7	@ UNCG*									
5/9	@ Georgia State									
5/12	vs. Mercer*									
5/13	vs. Mercer*									
5/14	vs. Mercer*									
5/18	@ The Citadel*									
5/19	@ The Citadel*									
5/20	@ The Citadel*									
5/23-28	SoCon Tournament#									

\* SoCon game

^ Fluor Field - Greenville, S.C.

# SoCon Tournament ~ Winston-Salem, N.C. (Wake Forest)



**Back-to-Back SoCon Regular Season Champions (2021-22)**

**Wofford Baseball**  
**Overall Statistics for Wofford (as of Mar 20, 2023)**  
**(All games Sorted by Batting avg)**

Record: 14-5 Home: 12-4 Away: 1-1 Neutral: 1-0 SoCon: 0-0

Player	avg	gp-gs	ab	r	h	2b	3b	hr	rbi	tb	slg%	bb	hp	so	gdp	ob%	sf	sh	sb-att	po	a	e	fld%		
Ryan Galanie	.441	18-18	68	17	30	4	0	6	25	52	.765	12	5	11	1	.553	0	0	7-10	141	5	1	.993		
Marshall Toole	.389	15-15	54	21	21	3	0	2	13	30	.556	12	4	18	0	.529	0	3	7-9	25	0	0	1.000		
Cameron Gill	.346	16-13	52	14	18	0	0	1	12	21	.404	9	1	12	1	.452	0	2	4-4	139	12	1	.993		
Brice Martinez	.318	18-18	66	10	21	2	1	0	12	25	.379	12	4	12	2	.446	1	4	5-7	27	41	2	.971		
Trey Yunger	.269	18-18	67	13	18	2	0	1	8	23	.343	10	4	13	1	.386	2	3	10-13	32	1	1	.971		
Dixon Black	.264	19-19	72	18	19	2	0	3	13	30	.417	12	5	14	2	.396	2	2	6-9	11	44	5	.917		
Jack Renwick	.238	19-19	63	15	15	4	0	1	12	22	.349	10	2	24	0	.355	1	7	10-12	28	45	4	.948		
David Wiley	.233	19-18	60	17	14	2	3	1	17	25	.417	13	1	19	1	.368	2	2	3-4	23	2	0	1.000		
-----																									
Aaron Thomas	.286	7-4	14	2	4	0	0	1	1	7	.500	1	1	7	1	.375	0	0	0-0	10	1	0	1.000		
Andrew Mannelly	.263	12-4	19	4	5	1	0	1	6	9	.474	2	0	7	1	.333	0	1	1-1	13	0	0	1.000		
Ben Schulte	.222	12-9	36	4	8	2	0	1	3	13	.361	5	2	11	1	.349	0	1	1-2	10	0	0	1.000		
Connor Larson	.138	14-8	29	9	4	0	0	0	4	4	.138	4	3	6	1	.306	0	6	1-2	1	2	0	1.000		
Andrew Calhoun	.111	7-6	18	2	2	1	0	0	1	3	.167	1	3	7	0	.273	0	0	1-1	32	4	1	.973		
Shane Lussier	.000	7-0	3	3	0	0	0	0	0	0	.000	0	0	1	0	.000	0	0	1-1	2	1	0	1.000		
Alex Nevils	.000	2-2	2	1	0	0	0	0	0	0	.000	3	0	2	0	.600	0	0	0-0	12	2	0	1.000		
Cooper Erikson	.000	2-0	1	0	0	0	0	0	0	0	.000	0	0	1	0	.000	0	0	0-0	10	0	0	1.000		
Stan Zagrodnik	.000	7-0	0	3	0	0	0	0	0	0	.000	0	0	0	0	.000	0	0	1-1	1	0	0	1.000		
Totals	.287	19	624	153	179	23	4	18	127	264	.423	106	35	165	12	.414	8	31	58-76	525	185	18	.975		
Opponents	.261	19	689	106	180	39	4	30	99	317	.460	27	20	193	9	.308	0	5	7-16	493	192	44	.940		

LOB - Team (157), Opp (110). DPs turned - Team (12), Opp (15). IBB - Team (4), Gill 1, Galanie 1, Renwick 1, Black 1, Opp (1). Picked off - Toole 1, Zagrodnik 1.

**(All games Sorted by Earned run avg)**

Player	era	w-l	app	gs	cg	sho	sv	ip	h	r	er	bb	so	2b	3b	hr	b/avg	wp	hp	bk	sfa	sha	
Lucas Mahlstedt	1.88	1-0	7	0	0	0/1	2	24.0	20	5	5	0	25	5	0	1	.220	0	2	0	0	0	
Coulson Buchanan	4.61	2-1	7	6	0	0/0	0	27.1	28	14	14	7	34	7	0	5	.264	5	3	1	0	1	
Zac Cowan	4.71	3-1	6	0	0	0/0	0	21.0	18	11	11	1	26	2	0	3	.234	3	2	0	0	0	
Matthew Marchal	4.81	2-1	7	7	0	0/1	0	24.1	23	17	13	6	33	5	3	7	.235	4	1	1	0	0	
-----																							
Holden Wilder	0.00	0-0	3	0	0	0/0	0	3.2	2	0	0	0	1	0	0	0	.182	0	2	0	0	0	
Ryder Moye	1.42	0-0	5	0	0	0/0	0	6.1	3	1	1	2	7	2	0	0	.150	2	2	0	0	0	
Luke Stephens	2.81	2-1	7	0	0	0/1	1	16.0	16	5	5	2	10	4	0	1	.271	0	0	0	0	3	
Branton Little	4.76	2-0	6	0	0	0/0	0	11.1	15	7	6	1	12	4	1	0	.319	2	2	0	0	0	
Mike Eggert	5.06	1-1	5	2	0	0/1	0	10.2	11	9	6	1	9	1	0	0	.250	0	1	0	0	0	
Champ Davis	6.75	0-0	6	0	0	0/1	0	10.2	11	8	8	2	10	3	0	3	.256	1	3	0	0	1	
Charlie Weber	7.43	0-0	4	4	0	0/0	0	13.1	14	13	11	2	18	3	0	5	.255	0	2	0	0	0	
Dom Marcoccio	11.57	1-0	3	0	0	0/0	0	2.1	2	3	3	2	2	1	0	0	.222	0	0	0	0	0	
Devon Sharts	23.14	0-0	3	0	0	0/0	0	2.1	10	6	6	0	4	1	0	2	.588	0	0	0	0	0	
Sam Stratton	33.75	0-0	3	0	0	0/0	0	1.1	4	5	5	1	1	0	0	1	.500	0	0	0	0	0	
Michael Sills	54.00	0-0	1	0	0	0/0	0	0.1	3	2	2	0	1	1	0	2	.750	0	0	0	0	0	
Totals	4.94	14-5	19	19	0	2/2	3	175.0	180	106	96	27	193	39	4	30	.261	17	20	2	0	5	
Opponents	6.83	5-14	19	19	0	0/0	1	164.2	179	153	125	106	165	23	4	18	.287	31	35	3	8	31	

PB - Team (2), Gill 2, Opp (1). Pickoffs - Team (4), Cowan 1, Mahlstedt 1, Buchanan 1, Moye 1, Opp (2). SBA/ATT - Gill (5-10), Buchanan (4-6), Weber (2-3), Calhoun (2-2), Stephens (0-2), Moye (0-2), Little (1-1), Mahlstedt (0-1), Cowan (0-1).

