



GEORGIA TECH BASKETBALL 2022-23

ACC Champions 1985, 1990, 1993, 2021 • Final Four 1990, 2004 • 17 NCAA Tournament appearances

2022-23 Schedule/Results

Date	Opponent	TV	Time
N7	CLAYTON STATE	ACCNX	W, 93-63
N12	at Georgia State	ESPN+	W, 59-57
N17	NORTHERN ILLINOIS	ACC Network	W, 68-50
N21	vs. Utah#	FS1	L, 64-68
N23	Marquette#	FS1	L, 60-84
N26	NORTH ALABAMA	ACCNX	W, 80-61
N29	at Iowa*	ESPN2	L, 65-81
D2	NORTHEASTERN	ACCNX	W, 81-63
D6	GEORGIA	ESPN2	W, 79-77
D10	at North Carolina	ESPN	L, 59-75
D17	ALABAMA STATE	ACCNX	W, 96-60
D21	CLEMSON	ESPN2	L, 66-79
D31	VIRGINIA (13/12)	ACC Network	L, 56-74
J4	MIAMI (12/12)	RSN	W, 76-70
J7	at Florida State	RSN	L, 64-75
J10	at Notre Dame	ACC Network L	72-73 (ot)
J14	PITTSBURGH	ACC Network	L, 60-71
J17	NC STATE (rv/rv)	ACC Network	L, 66-78
J21	SYRACUSE	RSN	L, 63-80
J24	at Clemson (24/23)	ACC Network	L, 51-72
J28	DUKE (rv/25)	ACC Network	L, 43-86
F1	at Louisville	RSN	L, 58-68
F4	at NC State (rv/rv)	ACC Network	L, 64-72
F8	NOTRE DAME	RSN	W, 70-68
F11	at Wake Forest (rv/rv)	ACC Network	L, 70-71
F15	VIRGINIA TECH	ACC Network	W, 77-70
F18	FLORIDA TECH	ACCNX	W, 79-56
F21	at Pittsburgh (rv/rv)	ACC Network	L, 68-76
F25	LOUISVILLE	RSN	W, 83-67
F28	at Syracuse	RSN	W, 96-76
M4	at Boston College	ESPNU	W, 73-65
M7	vs. Florida State%	ACC Network	W, 61-60
M8	vs. Pittsburgh%	ESPN	2:30 p.m.

*ACC/Big Ten Challenge; #Fort Myers Tip-Off (Suncoast Credit Union Arena, Fort Myers, Fla.); %ACC Tournament (Greensboro, N.C.)
All times Eastern; home games in ALL CAPS
(AP/USA) - rankings in AP/coaches polls at time of game, current rankings for upcoming games (rv=receiving votes)

RADIO: Georgia Tech Sports Network by Legends Sports

Announcers	Andy Demetra, Randy Waters
Engineer	Miller Pope
Network station in Atlanta	680 AM / 93.7 FM
Satellite Radio	SiriusXM ch. 371
Online	GT Gameday App, Rambliwreck.com
Tuneln	buzz.gt/LiveTuneln

Television **ESPN**

Announcers	Wes Durham, Cory Alexander
------------	----------------------------

COMMUNICATIONS

GTMBB contact	Mike Stamus
Phone	404-894-5445 (ofc), 404-218-9723 (cell)
E-mail	mstamus@athletics.gatech.edu

SOCIAL MEDIA: #TogetherWeSwarm

Official Twitter	@GTMBB / @GTJoshPastner
Facebook	gtmensbasketball
Instagram	gtmensbasketball

GEORGIA TECH (15-17, 6-14 ACC) vs. PITTSBURGH (21-10, 14-6 ACC) Game 33 • March 8, 2023 • 2:30 p.m. EST • ACC Tournament 2nd Round

Jackets Face Pitt in ACC Tourney 2nd Round

Riding a four-game winning streak, No. 13 seed Georgia Tech continues on in the New Life Atlantic Coast Conference Tournament by facing No. 5 Pittsburgh at 2:30 p.m. Wednesday at the Greensboro (N.C.) Coliseum. The winner of their game advances to face No. 4 seed Duke at 2:30 p.m. Thursday.

Georgia Tech (14-17, 6-14 ACC) won five of its last seven regular-season conference games and has won four straight games following their opening-round win over Florida State. The Yellow Jackets won their first two ACC road games of the season last week, running past Syracuse, 96-76, and defeating Boston College, 73-65, on its Senior Day, which followed an 83-67 victory over Louisville in its final home game.

Pittsburgh (21-10, 14-6 ACC) has been one of the ACC's surprise teams this season after being projected to finish 14th in the pre-season. The Panthers held a share of the lead for the regular season title before stumbling in the final week with road losses at Notre Dame (88-81) and Miami (78-76). Prior to that Pitt won 10 of 12 games, including a pair of wins over the Yellow Jackets.

Wednesday's game will be televised live on ESPN, with a live stream of the broadcast available the ESPN app. Radio coverage is on the Georgia Tech Sports Network by Legends Sports, carried in Atlanta on 680 the Fan (680 AM and 93.7 FM), and nationally on SiriusXM satellite radio channel 371.

EVENT INFORMATION

Venue/Site	Greensboro Coliseum, Greensboro, N.C.
Tech in ACC Tournament	29-38
Titles	1985, 1990, 1993, 2021
In second-round games	4-14
At Greensboro Coliseum	12-17
As #13 seed	1-2
Under Josh Pastner	3-4

GEORGIA TECH YELLOW JACKETS

Rankings (AP/coaches/KenPom/NET)	nr nr 168 176
Record breakdown	11-6 home 3-9 road 1-2 neutral
Series record vs. Pittsburgh	Tech leads, 12-7
Head coach	Josh Pastner (Arizona, 1997)
Career record/at GT	276-186! (14th yr) 109-113! (7th yr)
Pastner vs. Pittsburgh	6-4!

! On-court record - 22 wins and 1 loss vacated by NCAA Committee on Infractions

PITTSBURGH PANTHERS

Rankings (AP/coaches/KenPom/NET)	nr nr 68 57
Record breakdown	14-3 home 7-5 road 0-2 neutral
Head coach	Jeff Capel (Duke, 1995)
Career record/at Pitt	234-189 (14th yr) 72-79 (5th yr)
Georgia Tech vs. Capel	5-3 (4-3 at Pitt)

ROSTER AT-A-GLANCE (#indicates last-game starter)

12	Freds Pauls Bagatskis	F	6-8	180	Fr	Riga, Latvia	0.9 ppg	0.0 rpg	> Trained at Valencia Basket Club, played for Latvia in FIBA U16, U20 Euro championships; played in 9 games
30	Coleman Boyd	G	6-1	178	Sr	Smyrna, Ga.	0.6 ppg	0.0 rpg	> Non-scholarship player 4th year at Tech, played in 14 games career, 7 this season
3	Dallan "Deebo" Coleman#	G	6-6	218	So	Memphis, Tenn.	9.3 ppg	2.8 rpg	> Tech's No. 4 scorer, 31.9% 3pt FG season; 19-to-4 assist/turnover ratio, 7.3 ppg last 6 games
33	Brayden Daniels	G	6-4	188	So	Louisville, Ky.	0.0 ppg	0.8 rpg	> Non-scholarship player, 2nd year at Tech, played in 7 games career, 6 this season
4	Ja'von Franklin#	F	6-7	214	Sr	Little Rock, Ark.	9.4 ppg	7.9 rpg	> 9 double-doubles this season, 6 in last 8 games; 13.8 ppg, 12.4 rpg, 59.3% FG in last 9 ACC games
43	Jermontae Hill	G	6-6	206	r-Fr	Atlanta, Ga.	0.4 ppg	0.0 rpg	> Non-scholarship player, 2nd year at Tech, redshirted last season, played in 5 games
24	Rodney Howard	C/F	6-11	256	Sr	Ypsilanti, Mich.	4.5 ppg	4.3 rpg	> Hitting 54.5% from the floor for season; 50% in ACC games; 40-70 FG (57.1%) his last 19 games
13	Miles Kelly#	G	6-6	175	So	Stone Mountain, Ga.	14.4 ppg	3.5 rpg	> Tech's top scorer and FT shooter (89.3%), 20.3 ppg, 49.0% FG, 45.1% 3pt FG last 7 games
10	Cyril Martynov	C/F	7-0	229	Fr	Barrie, Ontario	0.7 ppg	0.9 rpg	> 14.0 ppg, 9.4 rpg for UPlay Canada on Nike EYBL circuit; played in 7 games
11	Tristan Maxwell	G	6-3	205	Jr	Huntersville, N.C.	3.3 ppg	1.0 apg	> Two games in double figures this season; season-high 18 points (6-11 FG, 5-8 3pt) vs. Alabama State
23	Jordan Meka	C/F	6-8	219	Jr	Yaoundé, Cameroon	0.4 ppg	1.5 rpg	> Played in 10 games this season, 5.2 mpg (limited by groin, back, illness)
14	Jalon Moore	F	6-7	209	So	Birmingham, Ala.	7.7 ppg	4.8 rpg	> Team's No. 7 scorer, No. 3 rebounder, started 15 games, scored double-digit points in 13
35	Emmer Nichols	F	6-6	219	Fr	Woodside, Calif.	--	--	> Non-scholarship player in 1st year in the program, has not played in a game
5	Deivon Smith	G	6-1	176	Jr	Loganville, Ga.	8.0 ppg	3.7 apg	> PG started 13 games this season; 2.78 assist/TO ratio No. 3 in ACC, 30-to-5 over his last 7 games
1	Kyle Sturdivant#	G	6-3	196	Sr	Norcross, Ga.	8.3 ppg	3.2 apg	> Started last 11 games, double-figure points in 8 (12.3 ppg, 37% 3pt FG, 45/17 assist/TO)
0	Lance Terry#	G	6-2	200	Sr	College Park, Ga.	10.2 ppg	2.9 rpg	> Tech's No. 2 scorer (11.4 ppg ACC games); 13.7 ppg, 44.5% FG, 45.5% 3pt FG in 10 games bacm from injury

TECH NOTEBOOK

Tech Team Statistics

Category	2022-23	ACC	NCAA
Scoring offense	69.4	11	224
Scoring defense	70.2	8	187
Scoring margin	-0.8	11	240
Field goal pct.	.422	14	290
Effective FG pct.	.488	13	282
Field goal pct. def.	.437	7	183
3-pt FG pct.	.336	10	205
3-pt FG per game	7.8	7	143
3-pt FG att. per game	23.3	5	106
3-pt FG pct. def.	.298	1	17
3-pt FG allowed	6.2	-	-
Free throw pct.	.697	15	254
FT made per game	10.0	15	337
FT attempts per game	14.3	14	338
Rebounds per game	35.1	5	150
Rebound margin	-1.7	12	259
O-Reb per game	10.5	4	124
D-Reb per game	24.5	9	197
Assists per game	14.0	8	112
Assist/TO ratio	1.3	7	57
Turnover margin	+0.4	8	172
Turnovers per game	10.7	5	33
Turnovers forced per game	11.0	12	301
Blocks per game	4.2	5	53
Steals per game	5.9	8	228
Fouls per game	15.9	8	101
Bench points per game	17.7	3	211
Fast break points per game	11.0	3	95

Rankings through games of March 5

Games Started/Finished

Player	2022-23	Career	Conf.	*Finished
Freds Pauls Bagatskis	-	-	-	8
Deebo Coleman	30	35	25	20
Ja'veon Franklin	18	49	28	15
Rodney Howard	14	43	24	7
Miles Kelly	26	27	22	22
Cyril Martynov	-	-	-	6
Tristan Maxwell	2	2	1	1
Jordan Meka	-	4	4	3
Jalon Moore	15	16	11	11
Deivon Smith	13	26	9	9
Kyle Sturdivant	20	48	34	17
Lance Terry	20	57	31	18

*Includes starts at previous school and in conference tournaments

Games finished includes only 2022-23 season

Non-Conference Breakdown

Team	Conf.	Record	Conf.	KP	NET
Alabama State	SWAC	8-23	6-12	349	347
Clayton State	DII/PBC	3-25	1-17	--	--
Florida Tech	DII/SSC	19-11	11-9	--	--
Georgia	SEC	16-15	6-12	148	153
Georgia State	Sun Belt	10-21	3-15	274	290
Iowa	Big Ten	19-12	11-9	35	37
Marquette	Big East	25-6	17-3	13	13
North Alabama	A-Sun	18-14	10-8	253	238
Northeastern	CAA	10-20	6-12	311	309
Northern Illinois	MAC	13-18	9-9	242	248
Utah	Pac-12	17-14	10-10	60	76

GT strength of schedule rank **82** **85**

GT NC strength of schedule rank **258** **181**

vs. Quad 1: 0-8 vs. Quad 2: 3-5

vs. Quad 3: 2-3 vs. Quad 4: 7-1

KP - KenPom.com, NET - NCAA NET rankings

Rankings through games of March 5

The Tip-Off

• Georgia Tech and Pittsburgh are battling in the ACC Tournament for the second time. The Panthers handed the Yellow Jackets an opening-round exit in 2017 by 61-59 score.

• Tech has played 29 of its 67 ACC Tournament games at the Greensboro Coliseum, posting an 12-17 record with one championship in 2021 and three runner-up finishes in 1986, 1996 and 2010.

• Tech has won its last four games, six of its last seven and seven of its last nine.

• Tech is 17-8 under Josh Pastner in the month of March.

• Tech won a first-round game for just the third time since 2010, when the Yellow Jackets reached the final for one of its three runner-up finishes in Greensboro.

• Tech's upswing over the last month of the season has been spurred by the emergence of its two transfers, senior guard **Lance Terry** and senior center **Ja'veon Franklin**, who each have averaged 13.7 points, respectively, over the last 10 games.

• Tech has averaged 74.1 points per game over that stretch, connected on 44.9 percent of its shots from the floor and 38.5 percent of its three-point attempts. The Jackets have averaged 10.1 three-point field goals made.

• Tech's leading scorer, sophomore guard **Miles Kelly**, has averaged 20.2 points and 3.7 rebounds over the Yellow Jackets' last seven games, all in double figures, hitting 49.0 percent from the floor and 45.1 percent from three-point range. He has hit 27 three-point field goals over Tech's last five games.

• Over Tech's last nine ACC games (ACC Tournament included), the Yellow Jackets' rotation has shortened to six or seven players, with the five starters playing more than 86 percent of the minutes.

• At the moment, Tech's offensive efficiency rating as measured by KenPom.com is 104.3, the highest for the Jackets in seven seasons under Josh Pastner.

• Tech's season turnover rate of 10.7 per game is its lowest on record dating back to the 1992-93 season, when turnovers became an official NCAA statistic. The Jackets have turned it over just 9.0 times per game in its last nine ACC games.

Tech's ACC Tournament History

Georgia Tech has played in 42 ACC Tournaments (did not play in 2020 due to NCAA sanctions), and has a 29-38 all-time record in the event. The Yellow Jackets have won four championships, in 1985 (Atlanta), 1990 (Charlotte), 1993 (Charlotte) and 2021 (Greensboro).

Tech has been a runner-up four times (1986, 1996, 2005, 2010). The 1986, 1996 and 2010 runs to the finals occurred in Greensboro. Tech also made the finals in 2005 at the Verizon Center in Washington, D.C.

Tech was 0-2 in the ACC Tournament under coach Dwane Morrison, 15-16 under Bobby Cremins (including all three titles), 9-11 under Paul Hewitt (runner-up in 2005 and 2010), 2-5 under Brian Gregory, and 1-3 under Josh Pastner.

Tech did not play in the 2020 tournament while serving an NCAA postseason ban.

V-Shaped Recovery

After sinking to its low point this season with a 43-point loss at home to Duke and a loss at last-place Louisville as the calendar turned to February, Georgia Tech has picked itself up off the deck and won six of its last nine games, five of eight in conference. The turn around began, oddly enough, with a 72-64 loss at NC State on Feb. 4, a game that the Yellow Jackets led inside the final two minutes.

Segment	PPG	PPGA	FG%	3FG%	TOM	RebM
---------	-----	------	-----	------	-----	------

First 12*	61.2	75.1	.385	.297	-2.1	-4.7
-----------	------	------	------	------	------	------

Last 9*	73.6	69.4	.446	.389	+0.7	-1.4
---------	------	------	------	------	------	------

*ACC games | TOM=turnover margin | RebM=rebound margin

Series vs. Pittsburgh (12-7!)

Home: 7-2!, Away: 3-4, Neutral: 2-1

All Home Games: 7-2!

At McCamish Pavilion: 5-2!

At Alexander Memorial Coliseum: 2-0

At The Omni: 1-0

In Atlanta: 8-1!

All Road Games: 3-4

At Petersen Events Center: 2-4

As ACC members: 7-7!

In the ACC Tournament: 0-1

All Neutral Games: 2-1

Under Whack Hyder: 3-0

Under Bobby Cremins: 2-0

Under Brian Gregory: 0-3

Under Josh Pastner: 6-4!

Vs. Jamie Dixon: 1-3

vs. Kevin Stallings: 1-1

vs. Jeff Capel: 5-3 (4-3 at Pittsburgh)

Longest Winning Streak: 5 games (1966-89)

Longest Losing Streak: 3 games (2014-16)

Most Points Scored: 111 on 12-28-1989

Fewest Points Scored: 60 on 1-14-2023

Most Points Allowed: 92 on 12-4-1989, 12-28-1989

Fewest Points Allowed: 52 on 2-28-17

Largest Margin of Victory: 30 on 2-9-1970

Largest Margin of Defeat: 11 on 1-14-2023

!Win in 2017 vacated by NCAA Committee on Infractions

All-Time Series Results

1-4-1966h10	W	89-77		
2-9-1970a1	W	92-62		
3-6-1971h10	W	78-61		
12-4-198921/1918/nrn1	W	93-92
12-28-198914/13n2	W	111-92	
1-14-2014h15	L	74-81		
1-17-2015a2	L	65-70		
1-6-201624/21a2	L	84-89	
3-5-2016h15	W	63-59		
2-28-2017h15	!	61-52		
3-7-2017n3	L	59-61		
1-13-2018a2	W	69-54		
2-20-2019h15	W	73-65		
2-8-2020a2	L	64-73		
3-4-2020h15	W	73-57		
2-14-2021h15	W	71-65		
2-19-2022a2	W	68-62		
1-14-2023h15	L	60-71		
2-21-2023a2	L	68-76		

a1-Fitzgerald Field House; a2-Petersen Events Center; n1-ACC-Big East Challenge (Hartford [Conn.] Civic Center); n2-Kuppenheimer Classic (The Omni, Atlanta, Ga.); n3-ACC Tournament (Barclays Center, Brooklyn, N.Y.)

GAME NOTES

TECH NOTEBOOK

Just Georgia Tech, please...

The Georgia Institute of Technology is the official title, but Georgia Tech will work fine, or just Tech (unless you're in Virginia or Texas). We would appreciate it if you would use our name in those ways. Georgia Tech University is incorrect. Thank you.

Georgia Tech Quick Facts

Official Name: Georgia Institute of Technology
Location: Atlanta, Ga.
Enrollment: 45,296
Founded: 1885
Colors: Old Gold and White
Nickname: Yellow Jackets, Ramblin' Wreck
Mascot: Buzz (Yellow Jacket)
Fight Songs: Ramblin' Wreck, White and Gold
Conference: Atlantic Coast (ACC)
Home Arena: McCamish Pavilion (capacity 8,600)
President: Dr. Angel Cabrera
Director of Athletics: J Batt
Faculty Rep. for Athletics: Dr. Jenna Jordan
Head Coach: Josh Pastner (Arizona, 1997)
Record at Tech: 109-113 ! (7th season)
Overall: 276-186 ! (14th season)
 ACC Regular Season: 53-78 !
 ACC Tournament: 3-4
 NCAA Tournament: 2-5

Associate Head Coach: Anthony Wilkins (Kent State, 2013), 4th season
Assistant Coach: Julian Swartz (Carroll College, 2005), 7th season
Assistant Coach: Brian Eskildsen (Tennessee, 2009), 1st season
Assoc. Dir. of Player Personnel: B.J. Elder (Georgia Tech, 2014)
Director of Operations: Tyler Benson (St. Bonaventure, 2009)
Director of Scouting: Hayden Sheridan (Arizona, 2016)
Player Development Coach: Eddie Dimas (Grand Canyon, 2015)
Athletic Trainer: Richard Stewart (Salisbury, 2005)
! On-court record (Georgia Tech had 22 wins and one loss during the 2016-17 and 2017-18 seasons vacated by the NCAA's Committee on Infractions.)

Basketball History

108th season: 1st game, Feb. 17, 1906 vs. Auburn
All-time Record: 1,437-1,304 !
Winning/Losing/500 Seasons: 55 / 48 / 4
NCAA Appearances (17): 23-17 record
 1960, 1985, 1986, 1987, 1988, 1989, 1990, 1991, 1992, 1993, 1996, 2001, 2004, 2005, 2007, 2010, 2021
Final Fours (2): 1990, 2004
NIT Appearances (8): 10-8 record
 1970, 1971, 1984, 1994, 1998, 1999, 2003, 2016
ACC Championships (4): 1985, 1990, 1993, 2021
ACC Regular-Season Titles (2): 1985 (tie), 1996
ACC Regular-Season Record (44th season): 287-420 !
ACC Tournament Record: 29-38
SEC Championships (1): 1938
SEC Regular-Season Titles (1): 1937
SEC Regular-Season Record (1932-64): 201-207
Metro Conference Regular-Season Record (1975-78): 9-10
Metro Conference Tournament Record: 4-3
Record at McCamish Pavilion: 123-68 ! (11th season)
Record at Alexander Memorial Coliseum:
 556-194 (55 seasons, 1956-2011)
Record at State Farm Arena: 8-12
Record at Gas South Arena: 4-1
Record at Georgia Dome: 9-5
All-Time Head Coaches: 14
ACC Head Coaches: 5
All-America Selections: 14 (12 players)
Consensus All-Americans: 2
First-Team All-Americans: 5
National Players of the Year: 1
All-ACC Selections: 57 times (34 players)
ACC Players of the Year: 2
ACC Rookies of the Year: 11
ACC Coaches of the Year: 5 (3 coaches)
ACC Tournament MVPs: 4
ACC All-Freshman Team: 15

40 Minutes to Victory

Senior guard **Lance Terry** has played the full 40 minutes in all but one of Tech's seven ACC wins (tournament included), the only exception was the final minute at Syracuse when Tech emptied its bench in a 20-point victory. In those six games, Terry has averaged 17.7 points while connecting on 47.3 percent of his field goals, 52.1 percent of his three-point attempts (25-of-55).

Opponent	Minutes	Points	FG	3pt FG	FT
Miami	40	24	8-13	4-5	4-6
Notre Dame	40	19	8-15	3-6	0-0
Virginia Tech	40	14	4-10	2-5	4-6
Louisville	40	17	6-15	4-11	1-3
at Syracuse	39	24	8-14	7-10	1-1
at Boston College	40	17	6-15	3-5	2-2
vs. Florida State	40	9	3-9	2-6	1-1
Averages	39.8	17.7	47.3%	52.1%	68.4%

Double Your Pleasure

Senior forward/center **Ja'von Franklin** has averaged a double-double over Georgia Tech's last 10 games. He actually has achieved double-doubles in five of those games, including the fifth triple-double in Tech history on Feb. 28 at Syracuse. He also has led the Yellow Jackets blocks and steals, and ranks second in assists over these last eight games.

Opponent	Points	Rebs	Assists	Blocks	Steals
at NC State	16	8	5	5	1
Notre Dame	16	9	3	1	1
at Wake Forest	14	15	2	0	2
Virginia Tech	10	10	3	5	3
Florida Tech	15	14	4	2	1
at Pittsburgh	15	8	4	2	0
Louisville	21	13	2	0	3
at Syracuse*	14	15	10	2	3
at Boston College	8	15	1	1	2
vs. Florida State	10	19	2	3	0
Averages	13.7	12.6	3.6	2.1	1.6

*fifth triple-double in Tech history

Kelly's Hot

While Georgia Tech's two transfers have provided a foundation for a late-season surge, sophomore guard Miles Kelly has amplified it with the hottest streak of his career, averaging 21.7 points over Tech's last six ACC games (tournament included) while connecting on 49.0 percent of his field goals and 45.1 percent of his three-point attempts.

Kelly made five or more three-point field goals in four straight games prior to FSU (made 4), a feat duplicated by only one other Tech player, Lewis Clinch in 2009. No Tech player has made five or more threes in five straight games

KELLY'S LAST SIX ACC GAMES

Opponent	Min	Pts	FG	3FG	FT
Virginia Tech	37:17	15	6-11	3-6	0-0
at Pittsburgh	37:25	24	8-17	6-13	2-2
Louisville	37:40	19	6-11	5-10	2-2
at Syracuse*	38:35	*30	*10-19	*7-14	3-4
at Boston College	33:28	21	7-14	5-11	2-2
vs. Florida State	36:57	21	7-15	4-10	3-3
Averages	36.7	21.7	50.6%	46.9%	92.3%

*career high

Series Notes vs. Pittsburgh

- Pittsburgh swept the regular-season series from Tech in 2022-23, winning 71-60 in Atlanta and 76-68 in Pittsburgh.
- Tech had won three straight meetings prior to that still

GTMBB Information Guide



Georgia Tech By the Numbers

1	SEC Championships
1	NCAA Post-Graduate Scholar
1	Naimsmith Award winner
2	Final Four appearances
2	ACC regular-season titles
2	ACC Players of the Year
2	National Freshmen of the Year
3	Years a Member of the Metro Conference
4	ACC Championships
5	First-team All-America players
6	Jersey numbers retired
6	Academic All-Americans
7	NCAA Sweet 16 appearances
8	Wins over teams ranked No. 1
8	NBA lottery picks
12	ACC Rookie of the Year honorees
14	Head coaches in program history
17	NCAA Tournament berths
19	NBA first-round draft picks
25	Total postseason berths (NCAA and NIT)
32	Years a Member of the SEC
43	Years a Member of the ACC
47	Players taken in the NBA Draft
51	Players selected All-ACC
228	Weeks ranked in either AP or Coaches Poll

leads the series 12-7, including a 7-7 mark since Pitt became an ACC member.

- Pitt swept a regular-season series from Tech for the first time in 2022-23. Tech and Pitt split the games the other two times they had played twice, in 2017 and 2020.

- Tech's 73-57 win in its final home game of the 2019-20 campaign was the widest margin of victory for either team in 13 meetings as ACC foes.

- Tech won the first five games in the series, prior to Pitt's entry into the ACC, all of which took place between 1966 and 1989. The Panthers won the first three meetings after joining the conference.

- The two most entertaining games between Tech and the former Big East member played in the same month of the 1989-90 season, when the Yellow Jackets were on the way to their second ACC title and first Final Four appearance. Bobby Cremins and Paul Evans were the respective head coaches at the time.

- Tech overcame an early 26-5 deficit to win the ACC/Big East Challenge game in Hartford in early December, getting 42 points from Dennis Scott, including the game-winner with 8 seconds left. Later in the month, the Panthers came to Atlanta for a Kuppenheimer Classic game at the Omni, and Tech won the

TECH NOTEBOOK

Tech's Record

	2022-23	CJP
At home	11-6	80-42
On the road	2-9	22-57
At neutral sites	1-2	6-12
Vs. top-10 opponents	0-0	3-16
Vs. top-25 opponents	1-3	12-33
Vs. teams over .500	7-14	63-95
Vs. teams under .500	6-2	36-11
Vs. teams at .500	2-1	9-6
While in the top 25	0-0	0-0

In November	4-3	23-12
In December	3-3	23-24
In January	1-7	24-32
In February	5-4	22-36
In March/April	2-0	17-8

Wearing white uniforms	8-7	72-42
Wearing gold uniforms	6-6	25-37
Wearing navy uniforms	0-0	12-26
Wearing gray uniforms	0-4	0-4
Wearing HBE uniforms	1-0	1-0

Game is decided by 5 pts./fewer or OT	4-3	29-29
Game is decided by 10/fewer or OT	7-6	53-55

Leading at the half	11-1	81-23
Trailing at the half	3-16	25-86
Tied at the half	1-0	3-3
Leading with 5:00 to play	10-2	91-11
Trailing with 5:00 to play	3-14	13-98
Tied with 5:00 to play	2-1	4-4
In overtime games	0-1	4-5
After a bye in the ACC schedule	0-1	3-4

Tech scores 100 or more points	0-0	1-0
Tech scores 70 or more points	12-2	79-20
Tech scores fewer than 70 points	3-15	31-92
Opponent scores 100 or more points	0-0	0-2
Opponent scores 70 or more	4-15	23-73
Opponent scores fewer than 70	10-3	87-38
Opponent scores fewer than 50	0-0	4-0

Tech shoots 50 pct. or better	1-0	41-9
Opponent shoots 50 pct. or better	1-5	7-24
Opponent shoots under 40 pct.	7-0	61-21
Tech has a higher FG% than opponent	12-2	99-27
Tech has a lower FG% than opponent	3-15	7-80
FG percentage is even	0-0	0-2

Tech has more 3-point FGs	11-5	49-28
Tech has fewer 3-point FGs	1-8	44-68
3-point FGs are even	3-4	16-14

Tech attempts more FT than opponent	9-2	73-26
Tech attempts fewer FT than opponent	6-15	30-80
Free throw attempts are even	0-0	6-6

Tech outrebounds opponent	9-5	58-32
Opponent outrebounds Tech	6-12	45-80
Rebounds are even	0-0	6-1

Tech has fewer turnovers than opponent	12-5	60-40
Tech has more turnovers than opponent	3-9	45-61
Turnovers are even	0-3	5-9
Tech has more assists than turnovers	12-10	74-40

Committing more fouls	3-13	30-75
Committing fewer fouls	8-3	67-27
Fouls are even	4-1	12-10

4/more Jackets score in double figures	12-4	56-22
A Jacket scores 20 or more	6-3	64-50
A Jacket scores 30 or more	0-0	7-5

Scoring more bench points	6-10	47-46
Scoring fewer bench points	8-7	59-59
Bench scoring is even	1-0	3-6

game without Cremins, who was attending his father's funeral. Kenny Anderson recorded a triple-double with 32 points, 12 rebounds and 18 assists.

- Tech scored easy wins over Pitt in the first three games of the series, all under head coach Whack Hyder, two of which were played at Alexander Memorial Coliseum on the Tech campus.

- Tech has won six of 10 games between the two teams since Josh Pastner became the head coach.

- Tech is 5-3 against the Panthers' current head coach, Jeff Capel, having scored an 86-65 victory over VCU during the 2003-04 season when Capel was the Rams' head coach.

This Season vs. Pittsburgh

January 14, 2023 in Atlanta - Deivon Smith recorded his second-straight double-double, but a 17-5 mid-game run by Pitt proved to be the difference in Georgia Tech's 71-60 loss to the visiting Panthers.

Smith scored 15 points and grabbed a career-high-tying 11 rebounds for his second double-double of the week. However, Smith's performance couldn't overcome the Yellow Jackets' mid-game lull, which saw Tech's 31-29 lead with 3:21 to go in first half turn into a 46-36 deficit with less than 15 minutes to go in the game.

The other defining stat in Tech's 11-point loss was a 17-point differential at the free-throw line, as Pitt made 17-of-20 free throws while the Jackets went 0-for-3.

In addition to Smith's double-double, **Deebo Coleman** scored 13 points and **Rodney Howard** pulled down 10 rebounds to help lead the Yellow Jackets. As a team, Tech made 12 3-pointers. However, the Jackets made just 12 shots inside the arc and was outscored 30-16 in the paint.

Four players scored in double-figures for Pitt, led by Nike Sibande's 21 points.

February 21, 2023 in Pittsburgh - Miles Kelly knocked down six three-point field goals and led all scorers with 24 points, and Georgia Tech doggedly remained close throughout the game but suffered another close road loss, 76-68 to Pittsburgh.

Despite foul trouble that limited guard **Lance Terry** to 15 minutes (0 points) and a short rotation due to injury, Tech kept the Panthers within striking distance until the final minute of play by shooting 54.5 percent in the second half. Pitt never led by more than nine points.

Kelly's two free throws gave the Yellow Jackets their last lead at 52-51 with 9:31 remaining, but a dunk from Federiko Federiko and a fast break layup by Nike Sibande put Pitt back on top for good. Tech got as close as three, 65-62 on **Kyle Sturdivant's** three-point field goal with 3:04 to go, but Nelly Cummings helped the Panthers pull away by going 6-for-6 at the free throw line, and Blake Hinson hit a critical three-pointer that gave his team a 70-62 advantage with 1:42 to go.

Kelly, who hit 8-of-17 from the floor and added five rebounds, led four Tech scorers in double digits. Sturdivant finished the game with 16 points and five assists, **Ja'von Franklin** scored 15 points with eight rebounds, and Jalon Moore added 10.

Cummings led four Pitt double-figure scorers with 22 points, seven assists and six rebounds. Hinson scored 19, Federiko 14 and Jamarius Burton 12.

Last Time Out

Georgia Tech came from five points down in the final two minutes, and Ja'von Franklin made the first of two free throws with 0.3 seconds remaining to break a tie and lift the Yellow Jackets to a 61-60 victory Tuesday afternoon in the opening round of the New York Life Atlantic Coast Conference Tournament at the Greensboro Coliseum.

The Jackets overcame an 11-point deficit with 15:51 left in the game, whittling the margin down until Tech forged a 53-all tie on Deebo Coleman's only three-point basket of the game

A Make-or-Miss Game

Georgia Tech's offensive rankings vs. the ACC under Josh Pastner (ACC regular season games only)

Year	PPG	FG Pct.	3pt FG Pct.
2022-23	66.8 (13)	.413 (15)	.341 (9)
2021-22	66.0 (12)	.428 (10)	.325 (11)
2020-21	71.8 (6)	.482 (2)	.360 (3)
2019-20	69.9 (9)	.462 (2)	.341 (6)
2018-19	60.7 (15)	.426 (8)	.306 (12)
2017-18	63.6 (14)	.419 (12)	.312 (15)
2016-17	65.1 (14)	.434 (14)	.309 (15)

with 3:39 to go. The Seminoles built the lead back to five on Caleb Mills' three-pointer with 2:04 to go, but didn't score again. Miles Kelly, who scored 16 of his game-high 21 points in the second half, drained his fourth three-pointer of the game with 1:46 to go, trimming the margin to 60-58. Coleman made the defensive play of the game, blocking a shot by Chandler Jackson and then drawing an offensive foul to give the ball back to Tech. Kyle Sturdivant followed with a jumper in the lane to tie the game at 60 with just under a minute on the clock, setting the stage for the dramatic finish.

After Darin Green, Jr., missed a three-pointer, Sturdivant found Lance Terry going back door for a dunk to win the game, but it bounced off into the hands of Franklin, who was fouled attempting a putback with 0.3 seconds left. He made the first and missed the second deliberately, allowing the clock to expire. Franklin finished the game with 10 points and 19 rebounds, his ninth double-double of the season and sixth in his last seven games. The 19 rebounds were an all-time for a Tech player in an ACC Tournament game. Coleman also finished in double figures with 10.

Team Trends

- Georgia Tech won a first-round game for just the third time since 2010, when the Yellow Jackets reached the final for one of its four runner-up finishes in Greensboro.

- Tech defeated Florida State despite scoring just 61 points, its second-lowest point total this season. The Yellow Jackets also won the game in which they scored their fewest points, 59-57 over Georgia State in the second game of the season.

- Tech has scored 70 points or more in seven of its last nine games (Notre Dame, Wake Forest, Virginia Tech, Florida Tech, Louisville, Syracuse, Boston College), the only exceptions being Tuesday's game and its 68-point game at Pittsburgh. The Yellow Jackets are 12-2 this season when scoring 70 or more points (6-2 in the ACC), 3-15 when failing to reach 70.

- Tech has exceeded one point per possession (KenPom offensive efficiency rating) in each of its last nine games, the Yellow Jackets' longest such streak since the 2021 ACC Championship unit did so in its final 10 games. Tech's rating against FSU was 103.2 despite scoring just 61 points and shooting 37.7 percent from the floor.

- Tech also has limited four of its last seven opponents under a point per possession defensively.

- Tech remains the ACC leader in three-point defense after FSU went 6-of-23 from distance (26.1 pct.). The Jackets have permitted opponents to make just 29.8 percent this season, which also ranks 17th nationally.

- Tech has outshot seven of its last 10 opponents from the floor, holding them collectively to 42.7 percent overall, 27.8 percent from three-point range. The Yellow Jackets are 12-2 this season when they have a higher field goal percentage.

- Tech has connected on 49 three-point field goals in 123 attempts in its last four games (42.7 percent). Tech had made 11 or more in three straight games before making just eight against FSU.

- Going back to Tech's Feb. 15 win over Virginia Tech

GAME NOTES

TECH NOTEBOOK

Tech Highs and Lows Under Josh Pastner

Longest winning streak: 8 games (2020-21)
Longest ACC winning streak: 8 games (2020-21)
Longest ACC home winning streak: 11 games (last 6 home games of 2019-20, first 5 of 2020-21, program record)
Longest losing streak: 9 games (2022-23)
Longest ACC losing streak: 9 games (2022-23)
Most points scored in a game: 120 vs. Georgia State (4ot), 11/25/20
Most points scored in a game (regulation): 103 vs. Clayton State, 1/23/2022
Most points scored - ACC game: 96 at North Carolina, 1/4/2020, at Syracuse, 2/28/2023
Fewest points scored in a game: 42 vs. Clemson, 2/6/2019
Fewest points scored - ACC game: 42 vs. Clemson, 2/6/2019
Most points allowed in a game: 123 vs. Georgia State (4ot), 11/25/2020
Most points allowed in a game (regulation): 110 at Duke, 1/4/2017
Most points allowed - ACC game: 110 at Duke, 1/4/2017
Fewest points allowed in a game: 40 vs. Florida A&M, 12/9/2018
Fewest points allowed - ACC game: 51 vs. Syracuse, 1/31/2018
Largest margin of victory: 50 vs. Clayton State (103-53), 1/23/2022
Largest margin of victory - ACC game: 27 at Miami (87-60), 2/20/2021
Largest margin of victory - road game: 27 at Miami (87-60), 2/20/2021
Largest margin of victory - ACC road game: 27 at Miami (87-60), 2/20/2021 (program record)
Largest losing margin: 53 (110-57) at Duke, 1/4/2017
Largest losing margin at home: 43 (86-43) vs. Duke, 1/29/2023
Largest losing margin - ACC game: 53 at Duke, 1/4/2017
Most points allowed in a win: 83 at North Carolina (96-83), 1/4/2020
Most points scored in a loss: 120 vs. Georgia State (4 ot), 11/25/2020
Most points scored in a loss (regulation): 81 vs. Wright State, 12/22/2017
Fewest points scored in a win: 52 vs. Northwestern (52-51), 11/28/2017
Fewest points allowed in a loss: 52 vs. Virginia Tech (52-49), 1/9/2019
Largest deficit overcome to win a game: 17 vs. Notre Dame (1stH-6:47), 2/6/2021
Largest 2nd-half deficit overcome to win a game: 10 vs. Georgia Southern (19-42), 11/26/2021
Largest deficit overcome to win a road game: 15 (4:01-1st) at NC State, 11/5/2019
Largest lead given up in a loss: 16 (15:06-2nd half) vs. St. John's, 12/1/2018
Largest 2nd-half lead given up in a loss: 16 (15:06-2nd half) vs. St. John's, 12/1/2018
Highest FG pct.: 60.7 (34-56) at Georgia, 11/19/2021
Highest FG pct. - ACC game: 59.5 (25-42) at Syracuse, 1/12/2019
Lowest FG pct.: 27.1 (16-59) vs. Florida State, 2/16/2019
Lowest FG pct. - ACC game: 27.1 (16-59) vs. Florida State, 2/16/2019
Highest 3-pt pct.: 62.5 (10-16) at NC State, 1/15/2017; (15-24) vs. Clayton State, 1/23/2022
Highest 3-pt pct. - ACC game: 62.5 (10-16) at NC State, 1/15/2017
Most 3-pt FG: 18 at Syracuse, 2/28/2023 (Tech record)
Most 3-pt FG - ACC game: 18 at Syracuse, 2/28/2023 (Tech record)
Lowest 3-pt pct.: 9.1 (1-11) vs. Clemson, 2/1/2017
Lowest 3-pt pct. - ACC game: 9.1 (1-11) vs. Clemson, 2/1/2017
Highest FG pct. allowed: 59.3 (32-54) at Florida State, 1/24/2018; (32-54) Notre Dame, 2/6/2021
Highest FG pct. allowed - ACC game: 59.3 (32-54) at Florida State, 1/24/2018; (32-54) Notre Dame, 2/6/2021
Lowest FG pct. allowed: 21.6 (16-74) vs. Elon, 11/11/2019
Lowest FG pct. allowed - ACC game: 28.2 (20-71) vs. Florida State, 1/25/2017
Highest 3-pt pct. allowed: 60.0 (12-20) at Louisville, 2/8/2018
Highest 3-pt pct. allowed - ACC game: 60.0 (12-20) at Louisville, 2/8/2018
Lowest 3-pt pct. allowed: 6.7 (1-15) at Hawaii, 11/25/2019
Lowest 3-pt pct. allowed - ACC game: 9.5 (2-21) vs. Duke, 1/26/2019
Highest FT pct.: 95.2 (20-21) vs. Coppin State, 12/27/2017
Highest FT pct. - ACC game: 91.3 (21-23) vs. Pittsburgh, 2/14/2021
Lowest FT pct.: 0.0 (0-3) vs. Pittsburgh, 1/14/2023
Most free throws made: 41 vs. Georgia State, 11/25/2020
Most free throws attempted: 59 vs. Georgia State, 11/25/2020 (program record)
Fewest free throws made: 0 (3 attempts) vs. Pittsburgh, 1/14/2023
Most assists: 29 vs. Kennesaw State, 12/28/2018
Most assists - ACC game: 27 at Syracuse, 2/28/2023
Fewest assists: 5 at Georgia, 12/19/17, at Tennessee, 11/13/2018, at Florida State, 2/2/2019, vs. Boise State, 12/22/2019; vs. USC, 12/18/2021
Most turnovers: 24 vs. Arkansas, 11/25/2019; Ball State, 12/18/2019; LSU, 12/11/2021
Fewest turnovers: 4 at Pittsburgh, 2/21/2023 (Tied Tech record)
Most blocked shots: 16 vs. Southern, 11/14/2016 (Tech record)
Most steals: 15 vs. North Carolina, 12/31/2016; at Syracuse, 1/13/2019; vs. Kentucky, 12/6/2020; vs. Florida State, 3/13/2021

(last seven games), Tech has averaged 11.0 three-point field goals per game, making 40.4 percent.

- Over Tech's last nine ACC games, **Miles Kelly**, **Lance Terry**, **Deebo Coleman** and **Kyle Sturdivant** have combined to hit 40.4 percent (90-of-223) from three-point range.

- Over Tech's last nine ACC games (ACC Tournament included), the Yellow Jackets have averaged 73.6 points, connected on 44.6 percent from the floor and 38.9 percent from three-point range. In its first 12 ACC games, Tech averaged 61.2 points, hit 38.5 percent from the floor and 29.7 from three-point land.

- Four Tech players (**Miles Kelly** 17.8, **Ja'veon Franklin** 13.8, **Lance Terry** 13.1 ppg, **Kyle Sturdivant** 12.2) are averaging double digits in points over the Yellow Jackets' last nine ACC games, and a fifth (**Deebo Coleman**) is averaging 9.1.

- Tech has assisted on 56.1 percent of its field goals across its last 10 games.

- Four or more Yellow Jackets have reached double digits in the scoring column in 16 games this season, and Tech has won 12 of those games.

- Only three Tech players have fouled out of a game this season. The fewest disqualifications by fouls by the Yellow Jackets over the past 57 years (1966-67 to the present) is five, by the 2011-12 and 2015-16 teams.

- Tech has utilized the same starting lineup for 10 straight games, winning seven of them, the longest stretch of games this season that head coach Josh Pastner has sent out the same starting five for the opening tip. Tech has used 11 different lineups this season.

- Tech has used only six players in its rotation for its last five games. After having its bench play more than 33 percent of the minutes this season prior to that, Tech's reserves have played only 77 of a possible 1,000 minutes in the last five games (7.8 percent).

Low TO is a Good Thing

Georgia Tech committed just five turnovers against Florida State, marking the sixth time this season that the Yellow Jackets have turned it over five times or fewer, including a Tech-record-tying four in a Feb. 21 loss at Pittsburgh. Going back to the 1986-87 season, Tech is on record for only seven games of five or fewer turnovers between then and this season. (*Thanks to Tech radio voice Andy Demetra for pointing this out.*)

Tech's current turnover rate of 10.7 per game exceeds its best on record going back to 1992-93, when turnovers became an official NCAA statistic, ahead of the 11.1-per-game rate established by the Jackets in 2015-16 and 2020-21.

Player Updates

- Ja'veon Franklin** grabbed a career-best 19 rebounds against Florida State, the most ever by a Georgia Tech player in an ACC Tournament game, and he equaled the most ever by a Tech player against an ACC team (Charles Mitchell vs. Clemson, Feb. 13, 2016).

- Franklin has grabbed 15 or more rebounds in three straight games, something not accomplished by a Tech player as far back as the 2010-11 season.

- Franklin has averaged a double-double over the Yellow Jackets' last 10 games (13.7 points and 12.6 rebounds). He has hit 60 percent of his shots from the floor (57-of-95) in that span, and also has totaled 36 assists and team highs of 21 blocked shots and 16 steals.

- Franklin has five double-doubles and one triple-double in his last eight games, coming up two points shy of another at Boston College when he missed two free throws in the final minute. He has nine double-doubles (including the triple-double) this season.

- Franklin is the only player to rank in the top 15 in rebound average (7th), steal average (7th) and blocked shot average (5th) in conference games. At 6-7 and 214 pounds,

Scoring Improvement

Freshman year to sophomore year

Player	+PPG	From	To
Brook Steppe	12.4	6.5 (1978-79)	18.9 (1979-80)
Anthony Morrow	10.3	5.7 (2004-05)	16.0 (2005-06)
Miles Kelly	9.9	4.5 (2001-02)	14.4 (2022-23)
Roger Kaiser*	8.1	14.7 (1958-59)	22.8 (1959-60)
Malcolm Mackey	8.0	7.3 (1989-90)	15.3 (1990-91)
Gani Lawal	7.9	7.2 (2007-08)	15.1 (2008-09)
Matt Harpring	6.5	12.1 (1994-95)	18.6 (1995-96)
Michael Devoe	6.3	9.7 (2018-19)	16.0 (2019-20)
James Forrest	6.2	13.3 (1991-92)	19.5 (1992-93)
Pete Silas*	6.2	11.6 (1950-51)	17.8 (1951-52)
Rich Yunkus*	6.0	24.1 (1968-69)	30.1 (1969-70)
Alvin Jones	5.9	6.8 (1997-98)	12.7 (1998-99)
Brian Oliver	5.3	7.1 (1986-87)	12.6 (1987-88)
B.J. Elder	5.1	9.9 (2001-02)	15.0 (2002-03)

*Sophomore to junior year (ineligible as freshman)

Franklin is out-sized by nearly every ACC center.

- Lance Terry** has played the full 40 minutes in six of Tech's seven ACC wins (ACC Tournament games included). At Syracuse, he came out for the final 56 seconds when Tech emptied its bench in the 20-point victory. In those seven games, Terry has averaged 17.7 points while connecting on 47.3 percent of his field goals (43-of-91), 52.1 percent of his three-point attempts (25-of-48).

- In 10 games since returning from a hamstring injury, Terry has averaged 13.7 points while hitting 44.5 percent of his field goals (49-of-110) and 45.5 percent of his threes (25-of-55). Terry has reached double figures in points seven times in those 10 games, including his season-high-matching 24 points at Syracuse.

- Miles Kelly** has reached double figures in seven straight games, averaging 20.2 points and hitting 48-of-98 from the floor (49.0 pct.) and 32-of-71 from three-point range (45.1 pct.). This comes after a stretch in which he scored in double digits just three times in nine games and averaged 9.8 points.

- In Tech's last five games, Kelly's averages are 23.0 points per game, 50 percent from the floor (38-76), 46.7 percent from three-point range (27-58).

- Kelly's 89.29-percent rate on free throws (50-of-56) is ahead of the Tech record of 88.73 percent by Anthony Morrow (63-of-71) in 2005-06. Kelly had a streak of 24 straight makes that ended Jan. 17 against NC State.

- Kyle Sturdivant** has averaged 12.3 points over his last 11 games, having reached double figures in eight of them, including his career high of 20 points at Syracuse. He has made 20-of-54 from three-point range (37 pct.) and has a 45/17 assist-to-turnover ratio over that stretch.

- Deebo Coleman** has scored in double figures only once in Tech's last six games (7.3 ppg), but he has an 19/4 assist-to-turnover ratio across those games.

- Jalon Moore** is the only Tech reserve to see significant action over Tech's last five games, averaging 14.4 minutes and 5.0 points per game.



2022-23 SEASON STATISTICS AND RESULTS

Game Records

Record	Overall	Home	Away	Neutral
ALL GAMES	15-17	11-6	3-9	1-2
CONFERENCE	6-14	4-6	2-8	0-0
NON-CONFERENCE	9-3	7-0	1-1	1-2

Score by Periods

Team	1st	2nd	OT	TOT
Georgia Tech	1103	1110	7	2220
Opponents	1099	1139	8	2246

Team Box Score

No.	Player	Overall			Total			3-Point			F-Throw		Rebounds				Other				PTS	AVG
		GP-GS	MIN	AVG	FG-FGA	FG%	3FG-3FGA	3FG%	FT-FTA	FT%	OFF	DEF	TOT	AVG	PF	DQ	A	TO	BLK	STL		
13	KELLY, Miles	32-26	1029:46	32.2	162-394	.411	86-227	.379	50-56	.893	10	101	111	3.5	69	0	43	49	2	24	460	14.4
0	TERRY, Lance	28-20	817:15	29.2	102-240	.425	46-116	.397	35-43	.814	14	67	81	2.9	54	1	34	27	6	18	285	10.2
4	FRANKLIN, Ja'von	31-18	834:00	26.9	119-204	.583	0-3	.000	53-80	.663	95	149	244	7.9	68	1	65	36	51	40	291	9.4
3	COLEMAN, Dallan "Deebo"	32-30	991:29	31.0	98-260	.377	53-166	.319	48-70	.686	12	76	88	2.8	69	0	43	39	10	25	297	9.3
1	STURDIVANT, Kyle	32-20	753:29	23.5	97-249	.390	36-109	.330	37-54	.685	6	65	71	2.2	57	0	102	51	3	24	267	8.3
5	SMITH, Deivon	24-13	595:36	24.8	83-208	.399	12-46	.261	13-29	.448	29	106	135	5.6	42	0	89	32	16	22	191	8.0
14	MOORE, Jalon	31-15	652:03	21.0	86-201	.428	4-35	.114	64-92	.696	58	90	148	4.8	60	0	25	42	28	22	240	7.7
24	HOWARD, Rodney	24-16	427:52	17.8	48-88	.545	0-0	.000	11-19	.579	48	55	103	4.3	45	0	28	30	12	7	107	4.5
11	MAXWELL, Tristan	18-2	208:14	11.6	21-80	.263	11-36	.306	7-11	.636	4	14	18	1.0	21	0	15	9	1	6	60	3.3
12	BAGATSKIS, Freds Pauls	9-0	25:46	2.9	3-8	.375	2-6	.333	0-0	.000	0	0	0	0.0	3	0	0	0	0	0	8	0.9
10	MARTYNOV, Cyril	7-0	18:07	2.6	2-7	.286	0-0	.000	1-2	.500	2	4	6	0.9	2	0	0	4	0	0	5	0.7
30	BOYD, Coleman	7-0	07:24	1.1	1-4	.250	1-3	.333	0-0	.000	0	0	0	0.0	2	0	1	1	0	0	3	0.4
23	MEKA, Jordan	10-0	52:29	5.2	2-7	.286	0-0	.000	0-0	.000	6	9	15	1.5	13	1	1	1	4	2	4	0.4
43	HILL, Jermontae	5-0	04:41	0.9	1-1	1.000	0-0	.000	0-0	.000	0	0	0	0.0	2	0	0	1	0	0	2	0.4
33	DANIELS, Brayden	6-0	06:48	1.1	0-2	.000	0-1	.000	0-2	.000	1	3	4	0.7	1	0	1	0	0	0	0	0.0
Team											52	46	98							19		
Total		32	6425		825-1953	.422	251-748	.336	319-458	.697	337	785	1122	35.1	508	3	447	341	133	190	2220	69.4
Opponents		32	6425		825-1888	.437	199-668	.298	397-561	.708	345	832	1177	36.8	482	7	463	353	115	178	2246	70.2

Team Statistics

	GATECH	OPP
Scoring	2220	2246
Points per game	69.4	70.2
Scoring margin	-0.8	-
Field goals-att	825-1953	825-1888
Field goal pct	.422	.437
3 point fg-att	251-748	199-668
3-point FG pct	.336	.298
3-pt FG made per game	7.8	6.2
Free throws-att	319-458	397-561
Free throw pct	.697	.708
F-Throws made per game	10.0	12.4
Rebounds	1122	1177
Rebounds per game	35.1	36.8
Rebounding margin	-1.7	-
Assists	447	463
Assists per game	14.0	14.5
Turnovers	341	353
Turnovers per game	10.7	11.0
Turnover margin	+0.4	-
Assist/turnover ratio	1.3	1.3
Steals	190	178
Steals per game	5.9	5.6
Blocks	133	115
Blocks per game	4.2	3.6
Winning streak	4	-
Home win streak	4	-
Attendance	80125	120917
Home games-Avg/Game	17-4713	12-10076
Neutral site-Avg/Game	-	3-960

Team Results

Date	Opponent	Score	Att.
11/07/2022	Clayton St.	W 93-63	3072
11/12/2022	at Georgia St.	W 59-57	4083
11/17/2022	NIU	W 68-50	3269
11/21/2022	vs Utah	L 64-68	1188
11/23/2022	vs Marquette	L 60-84	1691
11/26/2022	North Ala.	W 80-61	3379
11/29/2022	at Iowa	L 65-81	10450
12/02/2022	Northeastern	W 81-63	3494
12/06/2022	Georgia	W 79-77	5810
12/10/2022	at North Carolina	L 59-75	19410
12/17/2022	Alabama St.	W 96-60	3798
12/21/2022	Clemson	L 66-79	4763
12/31/2022	Virginia	L 56-74	5371
01/04/2023	Miami (FL)	W 76-70	4203
01/07/2023	at Florida St.	L 64-75	5536
01/10/2023	at Notre Dame	Lot 72-73	4502
01/14/2023	Pittsburgh	L 60-71	5325
01/17/2023	NC State	L 66-78	4242
01/21/2023	Syracuse	L 63-80	5586
01/24/2023	at Clemson	L 51-72	6923
01/28/2023	Duke	L 43-86	7382
02/01/2023	at Louisville	L 58-68	11416
02/04/2023	at NC State	L 64-72	15473
02/08/2023	Notre Dame	W 70-68	4906
02/11/2023	at Wake Forest	L 70-71	8566
02/15/2023	Virginia Tech	W 77-70	4565
02/18/2023	Florida Tech	W 79-56	4890
02/21/2023	at Pittsburgh	L 68-76	9482
02/25/2023	Louisville	W 83-67	6070
02/28/2023	at Syracuse	W 96-76	18522
03/04/2023	at Boston College	W 73-65	6554
03/07/2023	vs Florida St.	W 61-60	0

2022-23 SEASON STATISTICS AND RESULTS - ACC ONLY

Game Records

Record	Overall	Home	Away	Neutral
ALL GAMES	6-14	4-6	2-8	0-0
CONFERENCE	6-14	4-6	2-8	0-0
NON-CONFERENCE	0-0	0-0	0-0	0-0

Score by Periods

Team	1st	2nd	OT	TOT
Georgia Tech	684	644	7	1335
Opponents	734	724	8	1466

Team Box Score

No.	Player	Total			3-Point		F-Throw		Rebounds				Other Stats									
		GP-GS	MIN	AVG	FG-FGA	FG%	3FG-3FGA	3FG%	FT-FTA	FT%	OFF	DEF	TOT	AVG	PF	DQ	A	TO	BLK	STL	PTS	AVG
13	KELLY, Miles	20-19	668:34	33.4	103-256	.402	61-159	.384	29-31	.935	5	67	72	3.6	47	0	27	33	2	14	296	14.8
0	TERRY, Lance	16-13	505:46	31.6	64-155	.413	32-76	.421	23-31	.742	9	40	49	3.1	38	1	22	18	4	11	183	11.4
4	FRANKLIN, Ja'von	20-11	533:40	26.7	80-131	.611	0-2	.000	25-42	.595	58	88	146	7.3	40	1	39	27	26	28	185	9.3
3	COLEMAN, Dallan "Deebo"	20-19	639:08	32.0	61-170	.359	36-114	.316	23-34	.676	4	51	55	2.8	47	0	29	28	7	12	181	9.1
1	STURDIVANT, Kyle	20-12	508:24	25.4	66-168	.393	23-76	.303	25-33	.758	5	44	49	2.5	37	0	65	34	1	13	180	9.0
5	SMITH, Deivon	14-4	344:40	24.6	42-112	.375	10-34	.294	4-11	.364	14	66	80	5.7	26	0	54	18	10	7	98	7.0
14	MOORE, Jalon	19-10	382:33	20.1	45-116	.388	4-23	.174	35-53	.660	30	52	82	4.3	37	0	19	27	14	11	129	6.8
24	HOWARD, Rodney	14-11	303:53	21.7	25-50	.500	0-0	.000	5-11	.455	30	32	62	4.4	27	0	16	20	9	3	55	3.9
11	MAXWELL, Tristan	10-1	99:34	10.0	9-35	.257	5-16	.313	2-5	.400	2	8	10	1.0	12	0	6	8	0	4	25	2.5
12	BAGATSKIS, Freds Pauls	4-0	09:42	2.4	1-4	.250	1-4	.250	0-0	.000	0	0	0	0.0	2	0	0	0	0	0	3	0.8
30	BOYD, Coleman	2-0	01:15	0.6	0-1	.000	0-1	.000	0-0	.000	0	0	0	0.0	1	0	1	0	0	0	0	0.0
33	DANIELS, Brayden	1-0	00:57	0.9	0-0	.000	0-0	.000	0-0	.000	0	0	0	0.0	0	0	0	0	0	0	0	0.0
10	MARTYNOV, Cyril	2-0	03:08	1.6	0-2	.000	0-0	.000	0-0	.000	0	0	0	0.0	1	0	0	0	0	0	0	0.0
23	MEKA, Jordan	5-0	23:46	4.8	0-1	.000	0-0	.000	0-0	.000	2	5	7	1.4	7	0	1	0	2	2	0	0.0
Team											31	24	55				12					
Total		20	4025		496-1201	.413	172-505	.341	171-251	.681	190	477	667	33.4	322	2	279	225	75	105	1335	66.8
Opponents		20	4025		533-1155	.461	136-421	.323	264-342	.772	181	541	722	36.1	288	4	308	202	72	121	1466	73.3

Team Statistics

	GATECH	OPP
Scoring	1335	1466
Points per game	66.8	73.3
Scoring margin	-6.6	-
Field goals-att	496-1201	533-1155
Field goal pct	.413	.461
3 point fg-att	172-505	136-421
3-point FG pct	.341	.323
3-pt FG made per game	8.6	6.8
Free throws-att	171-251	264-342
Free throw pct	.681	.772
F-Throws made per game	8.6	13.2
Rebounds	667	722
Rebounds per game	33.4	36.1
Rebounding margin	-2.8	-
Assists	279	308
Assists per game	14.0	15.4
Turnovers	225	202
Turnovers per game	11.3	10.1
Turnover margin	-1.2	-
Assist/turnover ratio	1.2	1.5
Steals	105	121
Steals per game	5.3	6.1
Blocks	75	72
Blocks per game	3.8	3.6
Winning streak	3	-
Home win streak	3	-
Attendance	52413	106384
Home games-Avg/Game	10-5241	10-10638
Neutral site-Avg/Game	-	0-0

Team Results

Date	Opponent	Score	Att.
12/10/2022	at North Carolina	L 59-75	19410
12/21/2022	Clemson	L 66-79	4763
12/31/2022	Virginia	L 56-74	5371
01/04/2023	Miami (FL)	W 76-70	4203
01/07/2023	at Florida St.	L 64-75	5536
01/10/2023	at Notre Dame	Lot 72-73	4502
01/14/2023	Pittsburgh	L 60-71	5325
01/17/2023	NC State	L 66-78	4242
01/21/2023	Syracuse	L 63-80	5586
01/24/2023	at Clemson	L 51-72	6923
01/28/2023	Duke	L 43-86	7382
02/01/2023	at Louisville	L 58-68	11416
02/04/2023	at NC State	L 64-72	15473
02/08/2023	Notre Dame	W 70-68	4906
02/11/2023	at Wake Forest	L 70-71	8566
02/15/2023	Virginia Tech	W 77-70	4565
02/21/2023	at Pittsburgh	L 68-76	9482
02/25/2023	Louisville	W 83-67	6070
02/28/2023	at Syracuse	W 96-76	18522
03/04/2023	at Boston College	W 73-65	6554

GAME NOTES

GEORGIA TECH VS. PITTSBURGH IN 2022-23

NCAA		Official Basketball Box Score - Final										Game Time: 3:00 PM					
		Pittsburgh at Georgia Tech										Game Duration: 1:53					
		01/14/23 McCarish Pavilion, Atlanta										Attendance: 5,325					
		2022-23 Men's Basketball										Officials: Jamie Luckie, A.J. Desai, Matt Peter					
Pittsburgh - 71												Record: 12-6 (5-2)					
NO.	Name	Min	FG	3P	FT	Rebounds	Fouls	TP	AS	TO	ST	Blocks	+/-	Shooting By Period			
			M/A	M/A	M/A	OR DR TOT	PF FD					BS BA		1st	2nd		
2	Blake Hinson	F 29:36	4-14	2-7	3-5	1 3 4	1 5 13	0	0	2	0	1	8	1st FG%	13-33 39.4%		
33	Federiko Federiko	C 34:46	1-3	0-0	1-2	3 4 7	3 1 3	0	0	2	3	0	14	3PT%	5-12 41.7%		
0	Nelly Cummings	G 23:44	5-7	1-3	0-0	0 5 5	4 0 11	2	0	0	0	0	11	FT%	7-7 100%		
3	Greg Elliott	G 24:41	1-7	0-3	2-2	0 5 5	0 1 4	1	0	1	0	1	5	2nd FG%	11-23 47.8%		
11	Jamarius Burton	G 36:54	6-13	0-1	7-7	1 2 3	2 4 19	2	1	1	0	0	11	3PT%	1-8 12.5%		
22	Nike Sibande	34:41	7-12	3-6	4-4	0 6 6	0 4 21	0	1	0	0	0	6	FT%	10-13 76.9%		
5	Nate Santos	10:24	0-0	0-0	0-0	0 1 1	1 0 0	0	0	0	0	1	0	GM FG%	24-56 42.9%		
25	Guillermo Diaz Graham	05:14	0-0	0-0	0-0	1 0 1	1 1 1	0	0	0	0	0	0	3PT%	6-20 30.0%		
Team												FT%		17-20 85.0%			
Totals												Dead Ball Rebounds: 1, 1					
24-56 6-20 17-20												6 29 35		12 16 71		5 3 6 4 2 11	
												Technical Fouls: NONE					
Georgia Tech - 60												Record: 8-9 (1-6)					
NO.	Name	Min	FG	3P	FT	Rebounds	Fouls	TP	AS	TO	ST	Blocks	+/-	Shooting By Period			
			M/A	M/A	M/A	OR DR TOT	PF FD					BS BA		1st	2nd		
14	Jalon Moore	F 10:16	1-3	1-2	0-0	0 2 2	1 1 3	0	2	0	1	1	-9	1st FG%	13-35 37.1%		
24	Rodney Howard	C 33:38	3-6	0-0	0-4	4 6 10	2 2 6	1	1	0	1	0	-7	3PT%	8-19 42.1%		
0	Lance Terry	G 25:16	1-6	0-2	0-0	0 2 2	4 3 2	1	0	0	0	1	-15	FT%	0-0 0%		
3	Dallan "Deebo" Coleman	G 33:36	5-12	3-8	0-0	0 1 1	4 2 13	2	1	0	0	0	-13	2nd FG%	11-31 35.5%		
13	Miles Kelly	G 27:21	2-10	2-5	0-0	1 2 3	3 2 6	3	2	0	0	1	-5	3PT%	4-10 40.0%		
5	Devon Smith	30:54	6-14	3-6	0-1	3 8 11	1 1 15	1	3	0	0	0	-1	FT%	0-3 0%		
1	Kyle Sturdivant	20:11	2-7	1-4	0-0	1 1 2	0 0 5	5	1	0	0	0	1	GM FG%	24-56 36.4%		
4	Ja'von Franklin	06:22	1-2	0-0	0-0	1 0 1	1 0 2	0	0	0	0	0	-4	3PT%	12-29 41.4%		
11	Tristan Maxwell	11:26	3-6	2-2	0-1	0 1 1	0 1 8	2	0	0	0	0	-2	FT%	0-3 0.0%		
Team												Dead Ball Rebounds: 1, 2					
Totals												4 3 7		0 0 0		15 10 0 2 4 -11	
												Technical Fouls: NONE					
		Pitt	GaTech	Points from		Pitt	GaTech	Period by Period Scoring									
Biggest lead		12 (2nd 1:47)	3 (1st 19:02)	Turnovers		8	0	1st 2nd TOT									
Best Scoring Run		7 (1st 8:03)	5 (1st 9:42)	Paint		30	16	Pitt 38 33 71									
Lead Changes		11		Second Chance		6	19	GaTech 34 26 60									
Times Tied		4		Fast Breaks		19	10										
Time with Lead		31:37	04:20	Bench		21	30										

NCAA		Official Basketball Box Score - Final										Game Time: 7:00 PM					
		Georgia Tech at Pitt										Game Duration: 2:38					
		02/21/23 Hanner Events Center, Pittsburgh										Attendance: 9,482					
		2022-23 Men's Basketball										Officials: Roger Ayers, Brian O'Connell, Job Harless					
Georgia Tech - 68												Record: 11-17 (3-14)					
NO.	Name	Min	FG	3P	FT	Rebounds	Fouls	TP	AS	TO	ST	Blocks	+/-	Shooting By Period			
			M/A	M/A	M/A	OR DR TOT	PF FD					BS BA		1st	2nd		
4	Ja'von Franklin	F 40:00	6-7	0-0	3-4	2 6 8	2 3 15	4	0	0	2	0	-8	1st FG%	14-33 42.4%		
0	Lance Terry	G 14:31	0-4	0-2	0-0	0 3 3	5 0 0	0	1	0	0	0	-3	3PT%	3-15 20.0%		
1	Kyle Sturdivant	G 37:46	7-13	2-6	0-0	0 3 3	2 2 16	5	0	0	0	0	-8	FT%	12 50%		
3	Dallan "Deebo" Coleman	G 40:00	1-6	1-5	0-0	0 1 1	3 2 3	1	0	0	0	0	-8	2nd FG%	12-22 54.5%		
13	Miles Kelly	G 37:25	8-17	6-13	2-2	0 5 5	2 1 24	2	1	0	0	0	-7	3PT%	6-13 46.2%		
14	Jalon Moore	30:11	4-8	0-2	2-4	1 3 4	3 4 10	1	1	0	1	2	-7	FT%	6-8 75%		
12	Freds Pauls Bagatskis	00:07	0-0	0-0	0-0	0 0 0	0 0 0	0	0	0	0	0	0	GM FG%	26-55 47.3%		
Team												3PT%		9-28 32.1%			
Totals												FT%		7-10 70.0%			
26-55 9-28 7-10												3 21 24		17 12 68		13 4 0 3 2 -8	
												Technical Fouls: NONE					
Pitt - 76												Record: 20-8 (13-4)					
NO.	Name	Min	FG	3P	FT	Rebounds	Fouls	TP	AS	TO	ST	Blocks	+/-	Shooting By Period			
			M/A	M/A	M/A	OR DR TOT	PF FD					BS BA		1st	2nd		
2	Blake Hinson	F 38:20	7-13	5-9	0-0	1 5 6	1 1 19	2	1	0	0	0	9	1st FG%	11-27 40.7%		
33	Federiko Federiko	C 33:50	3-5	0-0	8-8	3 4 7	5 4 14	0	1	0	2	0	11	3PT%	4-11 36.4%		
0	Nelly Cummings	G 38:10	6-12	3-9	7-7	0 6 6	0 4 4	22	7	3	0	0	11	FT%	7-8 87.5%		
3	Greg Elliott	G 26:34	2-6	1-4	2-3	0 4 4	0 2 7	1	1	1	1	0	-5	2nd FG%	13-24 54.2%		
11	Jamarius Burton	G 28:13	5-11	0-1	2-2	0 3 3	3 3 12	3	0	0	0	0	11	3PT%	5-13 38.5%		
22	Nike Sibande	29:33	1-2	0-1	0-0	0 4 4	2 2 2	2	0	0	0	0	7	FT%	12-12 100%		
25	Guillermo Diaz Graham	03:40	0-2	0-0	0-0	0 0 0	1 0 0	1	0	0	0	2	-3	GM FG%	24-51 47.1%		
5	Nate Santos	01:40	0-0	0-0	0-0	0 0 0	0 1 0	0	0	0	0	0	-1	3PT%	9-24 37.5%		
Team												FT%		19-20 95.0%			
Totals												Dead Ball Rebounds: 1, 0					
24-51 9-24 19-20												6 28 34		12 17 76		14 7 1 2 3 8	
												Technical Fouls: NONE					
		GT	Pitt	Points from		GT	Pitt	Period by Period Scoring									
Biggest lead		4 (2nd 12:18)	9 (2nd 0:23)	Turnovers		11	2	1st 2nd TOT									
Best Scoring Run		7 (1st 4:36)	6 (1st 15:31)	Paint		30	26	GT 32 36 68									
Lead Changes		15		Second Chance		4	3	Pitt 33 43 76									
Times Tied		6		Fast Breaks		2	4										
Time with Lead		08:16	27:42	Bench		10	2										

GAME NOTES

MISCELLANEOUS

Starting Lineups

Game	Opponent	Result	G	G	G	G/F	C/F	Lineup#	Record
N7	CLAYTON STATE	W, 93-63	Sturdivant	Smith	Terry	Coleman	Howard	1	1-0
N12	at Georgia State	W, 59-57	Sturdivant	Smith	Terry	Coleman	Howard	1	2-0
N17	NORTHERN ILLINOIS	W, 68-50	Sturdivant	Smith	Terry	Coleman	Howard	1	3-0
N21	vs. Utah#	L, 64-68	Sturdivant	Smith	Terry	Coleman	Howard	1	3-1
N23	Marquette#	L, 60-84	Sturdivant	Smith	Terry	Coleman	Franklin	2	0-1
N26	NORTH ALABAMA	W, 80-61	Kelly	Smith	Moore	Coleman	Franklin	3	1-0
N29	at Iowa	L, 65-81	Kelly	Smith	Moore	Coleman	Franklin	3	1-1
D2	NORTHEASTERN	W, 81-63	Kelly	Smith	Moore	Coleman	Franklin	3	2-1
D6	GEORGIA	W, 79-77	Kelly	Smith	Moore	Coleman	Franklin	3	3-1
D10	at North Carolina	L, 59-75	Kelly	Smith	Moore	Coleman	Franklin	3	3-2
D17	ALABAMA STATE	W, 96-60	Kelly	Sturdivant	Moore	Maxwell	Howard	4	1-0
D21	CLEMSON	L, 66-79	Kelly	Sturdivant	Moore	Maxwell	Howard	4	1-1
D31	VIRGINIA	L, 56-74	Sturdivant	Terry	Moore	Coleman	Howard	5	0-1
J4	MIAMI	W, 76-70	Kelly	Terry	Moore	Coleman	Howard	6	1-0
J7	at Florida State	L, 64-75	Kelly	Terry	Moore	Coleman	Howard	6	1-1
J10	at Notre Dame	L, 72-73 (ot)	Kelly	Terry	Coleman	Franklin	Howard	7	0-1
J14	PITTSBURGH	L, 60-71	Kelly	Terry	Moore	Coleman	Howard	6	1-2
J17	NC STATE	L, 66-78	Kelly	Sturdivant	Moore	Coleman	Howard	8	0-1
J21	SYRACUSE	L, 63-80	Kelly	Smith	Moore	Coleman	Howard	9	0-1
J24	at Clemson	L, 51-72	Kelly	Smith	Moore	Coleman	Howard	9	0-2
J28	DUKE	L, 43-86	Kelly	Smith	Moore	Coleman	Howard	9	0-3
F1	at Louisville	L, 58-68	Sturdivant	Kelly	Coleman	Franklin	Howard	10	0-1
F4	at NC State	L, 64-72	Sturdivant	Terry	Kelly	Coleman	Franklin	11	0-1
F8	NOTRE DAME	W, 70-68	Sturdivant	Terry	Kelly	Coleman	Franklin	11	1-1
F11	at Wake Forest	L, 70-71	Sturdivant	Terry	Kelly	Coleman	Franklin	11	1-2
F15	VIRGINIA TECH	W, 77-70	Sturdivant	Terry	Kelly	Coleman	Franklin	11	2-2
F18	FLORIDA TECH	W, 79-56	Sturdivant	Terry	Kelly	Coleman	Franklin	11	3-2
F21	at Pittsburgh	L, 68-76	Sturdivant	Terry	Kelly	Coleman	Franklin	11	3-3
F25	LOUISVILLE	W, 83-67	Sturdivant	Terry	Kelly	Coleman	Franklin	11	4-3
F28	at Syracuse	W, 96-76	Sturdivant	Terry	Kelly	Coleman	Franklin	11	5-3
M4	at Boston College	W, 73-65	Sturdivant	Terry	Kelly	Coleman	Franklin	11	6-3
M7	vs. Florida State	W, 61-60	Sturdivant	Terry	Kelly	Coleman	Franklin	11	7-3
M8	vs. Pittsburgh								

Specialty Stats (GT/Opp)

Game	Opponent	Paint	OffTo	2ndCh	FBreak	Bench
N7	CLAYTON STATE	52/34	16/14	15/13	25/10	33/18
N12	at Georgia State	22/38	16/6	9/13	8/4	27/24
N17	NORTHERN ILLINOIS	42/24	16/10	17/6	17/14	35/8
N21	vs. Utah#	32/34	24/6	9/13	15/7	31/16
N23	Marquette#	28/38	12/24	16/12	2/17	15/29
N26	NORTH ALABAMA	48/40	19/17	10/10	14/10	21/35
N29	at Iowa	34/36	13/16	15/27	5/5	5/17
D2	NORTHEASTERN	42/32	10/7	22/14	11/0	30/39
D6	GEORGIA	44/48	8/5	13/13	12/9	20/26
D10	at North Carolina	22/36	13/13	0/7	3/17	16/10
D17	ALABAMA STATE	38/30	10/9	11/6	21/16	29/28
D21	CLEMSON	34/48	18/9	9/11	10/5	18/8
D31	VIRGINIA	24/28	17/30	4/10	15/14	31/15
J4	MIAMI	30/32	6/13	15/26	13/8	4/8
J7	at Florida State	24/36	12/18	7/6	8/11	13/7
J10	at Notre Dame	32/28	17/18	14/6	6/4	37/16
J14	PITTSBURGH	16/30	0/8	19/6	10/19	30/21
J17	NC STATE	42/26	22/16	17/4	13/13	18/10
J21	SYRACUSE	24/44	7/24	7/5	13/14	9/22
J24	at Clemson	24/32	8/16	6/7	2/0	16/18
J28	DUKE	12/44	1/15	6/14	11/10	18/29
F1	at Louisville	20/24	13/7	8/12	4/2	9/15
F4	at NC State	28/36	5/11	7/11	17/7	0/16
F8	NOTRE DAME	34/26	5/9	6/8	7/8	8/2
F11	at Wake Forest	28/32	18/13	20/11	11/5	28/19
F15	VIRGINIA TECH	22/44	14/13	10/14	9/5	7/7
F18	FLORIDA TECH	40/30	23/12	11/14	16/3	19/5
F21	at Pittsburgh	30/26	11/2	4/3	2/4	10/2
F25	LOUISVILLE	28/40	18/13	11/10	16/6	6/17
F28	at Syracuse	28/42	12/15	15/4	17/17	0/11
M4	at Boston College	20/36	12/2	15/8	6/7	7/14
M7	vs. Florida State	20/32	5/6	6/11	0/5	2/15
M8	vs. Florida State					

Miscellaneous

Opponent	Uniform Color	Tip	Large Lead	Large Deficit	Ties	Lead Changes	GT Led	Opp Led	Game Tied	1st GT Subs	On the Floor at the End	
N7	CLAYTON STATE	White	CST	37	2	3	2	34:37	1:22	4:01	Kelly, Franklin > Terry, Howard - 14:29-1H	Boyd, Daniels, Hill, Bagatskis, Martynov
N12	at Georgia State	Gold	GT	8	9	8	8	13:29	21:05	5:26	Franklin > Howard - 15:53-1H	Terry, Coleman, Kelly, Moore, Howard
N17	NORTHERN ILLINOIS	White	GT	26	-	-	-	38:50	-	1:10	Franklin > Howard - 16:17-1H	Sturdivant, Franklin, Maxwell, Kelly, Moore
N21	vs. Utah#	White	Utah	4	19	4	2	6:10	31:30	2:19	Kelly > Sturdivant - 16:18-1H	Terry, Coleman, Smith, Moore, Franklin
N23	Marquette#	White	Marq	-	29	-	-	-	38:21	1:37	Kelly/Maxwell/Moore > Terry/Sturdivant/Coleman - 15:16-1H	Terry, Sturdivant, Kelly, Bagatskis, Franklin
N26	NORTH ALABAMA	Gold	GT	25	-	-	-	39:11	-	0:49	Sturdivant, Terry, Howard > Smith, Kelly, Franklin - 14:25-1H	Boyd, Daniels, Hill, Bagatskis, Martynov
N29	at Iowa	Gray	Iowa	2	17	2	1	0:30	36:29	3:01	Terry, Sturdivant, Maxwell, Meka > Smith, Kelly, Moore, Franklin - 13:47-1H	Terry, Sturdivant, Coleman, Kelly, Moore
D2	NORTHEASTERN	White	NE	23	2	1	3	35:04	3:04	1:52	Terry > Moore - 12:14-1H	Boyd, Daniels, Hill, Meka, Martynov
D6	GEORGIA	White	GT	8	5	11	18	17:07	14:17	8:36	Terry > Moore - 14:18-1H	Terry, Coleman, Smith, Kelly, Moore
D10	at North Carolina	Gold	NC	1	20	3	4	0:32	37:00	2:28	Terry, Meka > Moore, Franklin - 15:43-1H	Terry, Sturdivant, Coleman, Kelly, Meka
D17	ALABAMA STATE	Gold	GT	42	-	-	-	39:43	-	0:17	Terry, Coleman, Smith > Kelly, Moore, Sturdivant - 12:47-1H	Boyd, Daniels, Hill, Bagatskis, Martynov
D21	CLEMSON	White	CL	23	4	1	4	6:01	33:20	0:39	Terry, Coleman, Smith, Franklin > Sturdivant, Maxwell, Moore, Howard - 13:25-1H	Terry, Sturdivant, Kelly, Moore, Howard
D31	VIRGINIA	White	VA	-	27	1	-	-	39:17	0:43	Smith, Kelly, Franklin > Terry, Sturdivant, Howard - 11:52-1H	Terry, Sturdivant, Coleman, Kelly, Franklin
J4	MIAMI	White	MIA	6	12	7	9	26:50	10:04	3:06	Franklin > Howard - 11:52-1H	Terry, Coleman, Smith, Kelly, Howard
J7	at Florida State	Gold	FSU	9	22	-	6	16:33	22:58	0:29	Franklin > Howard - 10:43-1H	Terry, Smith, Kelly, Franklin, Howard
J10	at Notre Dame	Gray	ND	7	9	10	13	20:00	16:37	3:23	Smith > Coleman - 13:28-1H	Sturdivant, Smith, Coleman, Kelly, Franklin
J14	PITTSBURGH	White	Pitt	3	12	4	11	4:20	31:37	4:03	Smith > Moore - 15:34-1H	Terry, Coleman, Smith, Kelly, Howard
J17	NC STATE	Gold	NCSt	10	16	-	1	17:57	21:27	0:36	Smith > Sturdivant - 14:38-1H	Sturdivant, Coleman, Kelly, Moore, Franklin
J21	SYRACUSE	White	GT	11	17	1	1	10:09	29:02	0:49	Franklin > Moore - 10:56-1H	Sturdivant, Coleman, Kelly, Moore, Howard
J24	at Clemson	Gold	CL	21	-	-	-	-	39:43	0:17	Meka, Franklin > Moore, Howard - 17:03-1H	Sturdivant, Smith, Coleman, Moore, Franklin
J28	DUKE	White	Duke	-	43	-	-	-	39:37	0:03	Sturdivant > Moore - 17:26-1H	Sturdivant, Coleman, Bagatskis, Kelly, Howard
F1	at Louisville	Gray	Lou	4	10	2	2	3:40	32:50	2:30	Maxwell, Moore > Coleman, Howard - 13:17-1H	Sturdivant, Coleman, Kelly, Bagatskis, Franklin
F4	at NC State	Gray	GT	8	9	4	4	19:49	17:15	2:56	Maxwell > Coleman - 10:50-1H	Terry, Sturdivant, Coleman, Kelly, Meka
F8	NOTRE DAME	White	GT	7	6	13	11	21:33	8:52	9:35	Smith, Moore, Howard > Sturdivant, Coleman, Franklin - 14:28-1H	Smith, Terry, Sturdivant, Coleman, Franklin
F11	at Wake Forest	Gold	WF	7	11	9	11	21:58	11:02	4:00	Howard > Franklin - 16:34-1st	Terry, Smith, Coleman, Kelly, Franklin
F15	VIRGINIA TECH	HBE*	GT	16	2	2	5	34:36	2:59	2:25	Meka > Franklin - 15:18-1H	Terry, Sturdivant, Coleman, Kelly, Franklin
F18	FLORIDA TECH	White	GT	23	3	4	11	30:27	7:22	2:11	Moore > Kelly - 14:07-1H	Boyd, Daniels, Hill, Bagatskis, Martynov
F21	at Pittsburgh	Gold	GT	4	9	6	15	27:42	8:16	4:02	Moore > Kelly - 17:28-1H	Sturdivant, Coleman, Kelly, Moore, Franklin
F25	LOUISVILLE	White	GT	18	3	4	4	34:28	3:36	1:56	Moore > Sturdivant - 12:59-1H	Terry, Boyd, Kelly, Moore, Franklin
F28	at Syracuse	Gold	Syr	28	2	2	11	37:03	2:25	0:32	Moore > Franklin - 9:00-1H	Boyd, Daniels, Bagatskis, Moore, Martynov
M4	at Boston College	Gold	GT	9	9	6	6	27:28	6:20	4:18	Moore > Kelly - 14:32-1H	Terry, Sturdivant, Coleman, Kelly, Franklin
M7	vs. Florida State	Gold	FSU	4	11	2	2	34:12	3:42	2:06	Moore > Kelly - 12:45-1H	Terry, Sturdivant, Coleman, Kelly, Franklin
M8	vs. Pittsburgh											

*alternate gold or white uniform

GAME NOTES

ROSTER AT-A-GLANCE

NUMERICAL

No.	Name	Pos.	Ht.	Wt.	Cl.	Exp.	Hometown	High School/College
0	Lance Terry	G	6-2	200	Sr.	TR	College Park, Ga.	The Heritage School/Gardner-Webb
1	Kyle Sturdivant	G	6-3	196	Sr.	2VL	Norcross, Ga.	Norcross HS/Southern California
3	Dallan "Deebo" Coleman	G	6-6	218	So.	1VL	Memphis, Tenn.	West Nassau HS [Callahan, Fla.]
4	Ja'von Franklin	F	6-7	214	Sr.	TR*	Little Rock, Ark.	Parkview Magnet/Holmes C Auburn/South Alabama
5	Deivon Smith	G	6-1	176	Jr.	1VL	Loganville, Ga.	Grayson HS/Mississippi State
10	Cyril Martynov	C/F	7-0	229	Fr.	HS	Barrie, Ontario	Innisdale Secondary School/Lawrenceville [N.J.] School
11	Tristan Maxwell	G	6-3	205	Jr.	2VL	Huntersville, N.C.	North Mecklenburg HS
12	Freds Pauls Bagatskis	F	6-8	180	Fr.	HS	Riga, Latvia	Mas Camarena/Valencia [Spain] Basketball Club
13	Miles Kelly	G	6-6	175	So.	1VL	Stone Mountain, Ga.	Parkview HS/Hargrave Military Academy [Chatham, Va.]
14	Jalon Moore	F	6-7	209	So.	1VL	Birmingham, Ala.	Gardendale HS
23	Jordan Meka	C/F	6-8	219	Jr.	2VL	Yaoundé, Cameroon	Mt. Bethel Christian Academy [Marietta, Ga.]
24	Rodney Howard	C/F	6-11	256	Sr.	2VL	Ypsilanti, Mich.	Legacy Charter School [Greenville, S.C.]/Georgia
30	Coleman Boyd	G	6-1	178	Sr.	3VL	Smyrna, Ga.	Mt. Bethel Christian Academy
33	Brayden Daniels	G	6-4	188	So.	1VL	Louisville, Ky.	Christian Academy of Louisville
35	Emmer Nichols	F	6-6	219	Fr.	HS	Woodside, Calif.	Sacred Heart Preparatory School
43	Jermontae Hill	G	6-6	206	r-Fr.	HS	Atlanta, Ga.	Tucker HS/DME Academy (Daytona, Fla.)

ALPHABETICAL

No.	Name	Pos.	Ht.	Wt.	Cl.	Exp.	Hometown	High School/College
12	Freds Pauls Bagatskis	F	6-8	180	Fr.	HS	Riga, Latvia	Mas Camarena/Valencia [Spain] Basketball Club
30	Coleman Boyd	G	6-1	178	Sr.	3VL	Smyrna, Ga.	Mt. Bethel Christian Academy
3	Dallan "Deebo" Coleman	G	6-6	218	So.	1VL	Memphis, Tenn.	West Nassau HS [Callahan, Fla.]
33	Brayden Daniels	G	6-4	188	So.	1VL	Louisville, Ky.	Christian Academy of Louisville
4	Ja'von Franklin	F	6-7	214	Sr.	TR*	Little Rock, Ark.	Parkview Magnet/Holmes CC/Auburn/South Alabama
43	Jermontae Hill	G	6-6	206	r-Fr.	HS	Atlanta, Ga.	Tucker HS/DME Academy (Daytona, Fla.)
24	Rodney Howard	C/F	6-11	256	Sr.	2VL	Ypsilanti, Mich.	Legacy Charter School [Greenville, S.C.]/Georgia
13	Miles Kelly	G	6-6	175	So.	1VL	Stone Mountain, Ga.	Parkview HS/Hargrave Military Academy [Chatham, Va.]
10	Cyril Martynov	C/F	7-0	229	Fr.	HS	Barrie, Ontario	Innisdale Secondary School/Lawrenceville [N.J.] School
11	Tristan Maxwell	G	6-3	205	Jr.	2VL	Huntersville, N.C.	North Mecklenburg HS
23	Jordan Meka	C/F	6-8	219	Jr.	2VL	Yaoundé, Cameroon	Mt. Bethel Christian Academy [Marietta, Ga.]
14	Jalon Moore	F	6-7	209	So.	1VL	Birmingham, Ala.	Gardendale HS
35	Emmer Nichols	F	6-6	219	Fr.	HS	Woodside, Calif.	Sacred Heart Preparatory School
5	Deivon Smith	G	6-1	176	Jr.	1VL	Loganville, Ga.	Grayson HS/Mississippi State
1	Kyle Sturdivant	G	6-3	196	Sr.	2VL	Norcross, Ga.	Norcross HS/Southern California
0	Lance Terry	G	6-2	200	Sr.	TR	College Park, Ga.	The Heritage School/Gardner-Webb

*graduate transfer

Head Coach: Josh Pastner (Arizona, 1997), 7th season

Associate Head Coach: Anthony Wilkins (Kent State, 2013), 5th season

Assistant Coach: Julian Swartz (Carroll College, 2005), 7th season

Assistant Coach: Brian Eskildsen (Tennessee, 2009), 1st season

Director of Operations: Tyler Benson (St. Bonaventure, 2009), 7th season

Director of Player Personnel: B.J. Elder (Georgia Tech, 2014), 4th season

Director of Scouting: Hayden Sheridan (Arizona, 2016), 5th season

Player Development Coach: Eddie Dimas (Grand Canyon, 2015), 2nd season

Athletic Trainer: Richard Stewart (Salisbury, 2005), 16th season

Pronunciations

McCamish Pavilion	Mc-CAM-ish (like CAM Newton)
Freds Pauls Bagatskis	fred paul buh-GAHT-skis (no S in first two names)
Dallan "Deebo" Coleman	DELL-un, DEE-bo
Brian Eskildsen	ESS-killed-sun
Ja'von Franklin	JAY-vonn
Cyril Martynov	KEER-ul MAR-tin-off
Jordan Meka	MECK-uh
Jalon Moore	JAY-lun
Deivon Smith	DAY-vonn
Kyle Sturdivant	STIR-de-vunt

BY CLASS

Seniors: Coleman Boyd, Ja'von Franklin (grad transfer), Rodney Howard, Kyle Sturdivant, Lance Terry

Juniors: Tristan Maxwell, Jordan Meka, Deivon Smith

Sophomores: Dallan "Deebo" Coleman, Brayden Daniels, Miles Kelly, Jalon Moore

Freshman: Freds Pauls Bagatskis, Jermontae Hill (RS), Cyril Martynov, Emmer Nichols

BY STATE/COUNTRY

Alabama: Jalon Moore

Arkansas: Ja'von Franklin

California: Emmer Nichols

Cameron: Jordan Meka

Canada: Cyril Martynov

Georgia: Coleman Boyd, Jermonatae Hill, Miles Kelly, Deivon Smith, Kyle Sturdivant, Lance Terry

Kentucky: Brayden Daniels

Latvia: Freds Pauls Bagatskis

Michigan: Rodney Howard

North Carolina: Tristan Maxwell

Tennessee: Dallan "Deebo" Coleman

BY MAJOR

Business Administration: Coleman Boyd, Dallan "Deebo" Coleman, Miles Kelly, Jermontae Hill, Rodney Howard, Cyril Martynov, Jordan Meka, Jalon Moore, Kyle Sturdivant

Computer Science: Freds Pauls Bagatskis

Economics/International Affairs: Emmer Nichols

History, Technology & Society: Ja'von Franklin, Lance Terry

Industrial Engineering: Brayden Daniels

Literature, Media & Communication: Tristan Maxwell, Deivon Smith

BY HEIGHT

6-1 Coleman Boyd, Deivon Smith

6-2 Lance Terry

6-3 Tristan Maxwell, Kyle Sturdivant

6-4 Brayden Daniels

6-6 Dallan "Deebo" Coleman, Jermontae Hill, Miles Kelly, Emmer Nichols

6-7 Ja'von Franklin, Jalon Moore

6-8 Freds Pauls Bagatskis, Jordan Meka

6-11 Rodney Howard

7-0 Cyril Martynov

RADIO/TV ROSTER



Freds Pauls Bagatskis **12**
F • 6-8 • Fr.



Coleman Boyd **30**
G • 6-1 • Sr.




Dallan "Deebo" Coleman **3**
G • 6-6 • So.



Brayden Daniels **33**
G • 6-4 • So.



Ja'von Franklin **4**
F • 6-7 • Sr.



Jermontae Hill **43**
G • 6-6 • rFr.



Rodney Howard **24**
C/F • 6-11 • Sr.



Miles Kelly **13**
G • 6-6 • So.



Cyril Martynov **10**
C/F • 7-0 • Fr.



Tristan Maxwell **11**
G • 6-3 • Jr.



Jordan Meka **23**
C/F • 6-8 • Jr.



Jalon Moore **14**
F • 6-7 • So.



Emmer Nichols **35**
F • 6-6 • Fr.



Deivon Smith **5**
G • 6-1 • Jr.



Kyle Sturdivant **1**
G • 6-3 • Sr.



Lance Terry **0**
G • 6-2 • Sr.



Josh Pastner
Head Coach



Anthony Wilkins
Associate Head Coach



Julian Swartz
Assistant Coach



Brian Eskildsen
Assistant Coach



Tyler Benson
Director of Operations



B.J. Elder
Director of Player Personnel



Hayden Sheridan
Director of Scouting

GAME NOTES

RADIO/TV CHEAT SHEET



0

LANCE TERRY

Guard • 6-2 • 200 • Senior • College Park, Ga.

Year	GP/GS	PPG	RPG	APG	FG%	3FG%	FT%
2022-23	28/20	10.2	2.9	1.2	.425	.397	.814
Season Highs	Pts: 24	Reb: 7	Ast: 3	Min: 40:00			
Career Highs	Pts: 26	Reb: 7	Ast: 4	Min: 40:00			

Notes

- Returned from 4-game injury absence to avg 13.7 ppg last 10 games, made winning FG vs. Notre Dame at buzzer
- 49-110 FG (44.5%), 25-55 3pt FG (45.5%), 14-18 FT (77.8%) over the last 10 games
- Has Tech's top 3pt FG pct. at 39.7% in all games, 42.1% in ACC games
- Tech's No. 2 scorer in ACC games - 11.4 ppg, 42.1% FG, 74.2% FT; season-high 24 pts vs. Miami, Syracuse



1

KYLE STURDIVANT

Guard • 6-2 • 197 • Junior • Norcross, Ga.

Year	GP/GS	PPG	RPG	APG	FG%	3FG%	FT%
2022-23	32/20	8.3	2.2	3.2	.390	.330	.685
Season Highs	Pts: 20	Reb: 8	Ast: 10	Min: 39:10			
Career Highs	Pts: 20	Reb: 8	Ast: 10	Min: 39:10			

Notes

- Started last 11 games, double figures in 8 - 12.3 ppg, 37.0% 3pt FG, 45/17 assist/TO ratio in that span
- 102/51 assist-to-turnover ratio this season (2/1)
- Thirteen double-figure games this season, 10 in ACC games, career-high 20 points vs. Syracuse on Feb. 28
- In ACC games - 9.0 ppg, 3.3 apg, 39.3% FG, 30.3% 3pt FG



3

DALLAN "DEEBO" COLEMAN

Guard • 6-6 • 218 • Sophomore • Memphis, Tenn.

Year	GP/GS	PPG	RPG	APG	FG%	3FG%	FT%
2022-23	32/30	9.3	2.8	1.3	.317	.319	.686
Season Highs	Pts: 21	Reb: 6	Ast: 8	Min: 40:00			
Career Highs	Pts: 21	Reb: 6	Ast: 8	Min: 40:00			

Notes

- Double figures in 12 games this season, hitting 31.9% of his 3pt attempts
- No. 2 on team in 3pt FG made & attempted (53-of-166) and No. 3 in free throw attempts (48-of-70)
- In ACC games - 9.1 ppg, 2.8 rpg, 35.9% FG, 31.6% on 3pt FG, career-high 21 pts vs. Virginia Tech on Feb. 15
- 18-to-3 assist/turnover ratio last five games (6.9 ppg)



4

JA'VON FRANKLIN

Forward • 6-7 • 214 • Senior • Little Rock, Ark.

Year	GP/GS	PPG	RPG	BPG	FG%	3FG%	FT%
2022-23	31/18	9.4	7.5	1.6	.583	.000	.663
Season Highs	Pts: 21	Reb: 19	Blk: 5	Min: 44:57			
Career Highs	Pts: 28	Reb: 19	Blk: 5	Min: 44:57			

Notes

- Last 10 games - 13.7 ppg, 12.6 rpg, 60% FG, 36 assists, team-high 21 blocks, 16 steals
- In ACC games - 9.3 ppg, 7.3 rpg, 61.1% FG, team-high 26 blocks and 28 steals
- Only player to rank in ACC top-15 in rebounds (7th), blocks (5th) and steals (7th) in conference games
- Five double-doubles in last seven games, including triple-double at Syracuse (14 pts/15 reb/10 ast)



5


DEIVON SMITH

Guard • 6-1 • 176 • Junior • Loganville, Ga.

Year	GP/GS	PPG	RPG	APG	FG%	3FG%	FT%
2022-23	24/13	8.0	5.6	3.7	.391	.261	.448
Season Highs	Pts: 16	Reb: 11	Ast: 7	Min: 36:45			
Career Highs	Pts: 17	Reb: 11	Ast: 9	Min: 36:45			

Notes

- Team leader in assist average (3.7 ppg), No. 3 in ACC in assist/turnover ratio (2.78-1) / missed last 5 games (ankle)
- Double-digit points in 10 games; P/R double-doubles vs. Notre Dame (16/10), Pitt (15/11), Clemson (11/10)
- Top rebounding guard in ACC - 7.0 ppg, 5.7 rpg, 3.9 apg in ACC games
- 6 or more rebounds in 11 games, 4 or more assists in 13 games



10

CYRIL MARTYNOV

Center • 7-0 • 229 • Freshman • Barrie, Ontario

Year	GP/GS	PPG	RPG	BPG	FG%	3FG%	FT%
2022-23	7/0	0.7	0.9	0.0	.286	.000	.500
Season Highs	Pts: 2	Reb: 2	Ast: 0	Min: 7:41			
Career Highs	Pts: 2	Reb: 2	Ast: 0	Min: 7:41			

Notes

- Signed in early August after re-classifying to the 2022 class, played in 7 games
- Ontario native who attended The Lawrenceville (N.J.) School in 2021-22, name pronounced "KEER-ul MAR-tin-off"
- Member of the UPlay Canada team on the Nike EYBL circuit in the spring/summer of 2022
- Scored in double figures in all five games, averaging 17.2 ppg and 10.4 rpg, on the final weekend in Kansas City



11


TRISTAN MAXWELL

Guard • 6-3 • 205 • Sophomore • Huntersville, N.C.

Year	GP/GS	PPG	RPG	APG	FG%	3FG%	FT%
2022-23	18/2	3.3	1.0	0.8	.263	.306	.636
Season Highs	Pts: 18	Reb: 2	Ast: 4	Min: 23:40			
Career Highs	Pts: 22	Reb: 4	Ast: 4	Min: 25:56			

Notes

- Played 6 games first 2 seasons, 18 this season with 2 starts
- Season-high 18 pts (6-11 FG, 5-8 3pt) vs. Alabama State, ACC high of 10 pts (4-9 FG, 2-6 3pt) vs. Duke
- Played in 10 ACC games - 2.5 ppg, 25.7% FG, 5-16 3pt FG
- Career-high 22 points at BC (7-11 3pt FG) last season



12


FREDS PAULS BAGATSKIS

Forward • 6-8 • 180 • Freshman • Riga, Latvia

Year	GP/GS	PPG	RPG	APG	FG%	3FG%	FT%
2022-23	9/0	0.9	0.0	0.0	.375	.333	.000
Season Highs	Pts: 3	Reb: 0	Ast: 0	Min: 6:25			
Career Highs	Pts: 3	Reb: 0	Ast: 0	Min: 6:25			

Notes

- Played in 9 games, including 5 of the last 9; hit 3-pters vs. Marquette and Louisville
- Latvia native who developed his game and attended high school in Valencia, Spain the last three years
- Played for Latvia U16 team in 2019 FIBA European Championship, was on U20 team this summer
- Name is pronounced "fred paul buh-GAT-skis" (without the S in first two names)



13

MILES KELLY

Guard • 6-6 • 175 • Sophomore • Stone Mountain, Ga.

Year	GP/GS	PPG	RPG	APG	FG%	3FG%	FT%
2022-23	32/26	14.4	3.5	1.3	.411	.379	.893
Season Highs	Pts: 30	Reb: 7	Ast: 4	Min: 39:06			
Career Highs	Pts: 30	Reb: 7	Ast: 4	Min: 39:06			

Notes

- Tech's scoring leader, double figures in 24 of 32 games (last 7 games: 20.2 ppg, 3.0 rpg, 49.0% FG, 45.1% 3pt)
- Team-high 14.8 ppg in ACC games, 38.4% 3pt FG, 40.2% FG, 95.3% FT; career-high 30 pts at Syracuse
- On school-record pace for free throw percentage at 89.28% (Anthony Morrow 88.73% in 2005-06)
- Scored game-winning baskets against Georgia State and Georgia



14

JALON MOORE

Forward • 6-7 • 209 • Sophomore • Birmingham, Ala.

Year	GP/GS	PPG	RPG	BPG	FG%	3FG%	FT%
2022-23	31/15	7.7	4.8	0.9	.428	.114	.696
Season Highs	Pts: 17	Reb: 9	Blk: 3	Min: 38:11			
Career Highs	Pts: 17	Reb: 9	Blk: 3	Min: 38:11			

Notes

- Started 15 games (10 ACC starts), Tech's 7th-leading scorer, No. 3 rebounder
- In ACC games - 6.8 ppg, 4.3 rpg, 38.8% FG, 66.0% FT, six games with 10+ points
- Thirteen games with 10+ points this season, career-high 17 vs. NC State on Jan. 17
- Near double-doubles 3 times - Clayton State (11 pts, 9 reb), Northeastern (16/9), North Carolina (15/9)



23

JORDAN MEKA

Center/Forward • 6-8 • 219 • Junior • Yaoundé, Cameroon

Year	GP/GS	PPG	RPG	BPG	FG%	3FG%	FT%
2022-23	10/0	0.4	1.5	0.4	.286	.000	.000
Season Highs	Pts: 4	Reb: 4	Blk: 2	Min: 16:35			
Career Highs	Pts: 4	Reb: 8	Blk: 3	Min: 27:17			

Notes

- Played in just 10 games due to combination of groin/back problems, illness
- Played in 15 games last season (4 starts, all in ACC games); 3.0 rpg, 9 blks, 4 stl in 10 ACC games
- Career-high 8 rebounds at Duke last 1/4
- Played only 1 game as a freshman before having back surgery and missing the remainder



24

RODNEY HOWARD

Center/Forward • 6-11 • 256 • Senior • Ypsilanti, Mich.

Year	GP/GS	PPG	RPG	APG	FG%	3FG%	FT%
2022-23	24/16	4.5	4.3	1.2	.545	.000	.579
Season Highs	Pts: 15	Reb: 13	Ast: 5	Min: 33:38			
Career Highs	Pts: 19	Reb: 14	Ast: 5	Min: 36:22			

Notes

- No. 2 in FG% in all games (54.5%) and in ACC games (50%)
- Played 14 of 16 ACC games, started 11 - 3.9 ppg, 4.4 rpg, 9 blocks
- Went for 15 pts, 13 rebs in opener vs. Clayton State; 11 pts, 11 reb vs. Alabama State
- Started first 4 games and 12 straight games before Feb. 8 vs. Notre Dame, played only 11 minutes last 2 games

GAME NOTES