



Officials: Jamie Luckie, Tommy Morrissey, Jerry Heater

Georgia Tech - 61

Record: 15-17

NO.	Name	F	Min	FG			3P			FT			Rebounds			Fouls		TP	AS	TO	ST	Blocks		+/-
				M-A	M-A	M-A	OR	DR	TOT	PF	FD	BS	BA											
4	Ja'von Franklin	F	40:00	3-10	0-0	4-8	4	15	19	4	7	10	2	0	0	3	2	1						
0	Lance Terry	G	40:00	3-9	2-6	1-1	2	1	3	0	3	9	1	2	1	0	1	1						
1	Kyle Sturdivant	G	38:53	3-11	1-7	2-2	0	1	1	3	1	9	7	1	1	0	0	2						
3	Dallan "Deebo" Coleman	G	37:24	3-6	1-4	3-4	1	2	3	2	3	10	1	1	2	1	0	4						
13	Miles Kelly	G	36:57	7-15	4-10	3-3	0	2	2	3	2	21	1	1	2	0	0	0						
14	Jalon Moore		06:46	1-2	0-0	0-0	0	0	0	0	0	2	0	0	0	0	1	-3						
Team							0	1	1			0			0									
<b>Totals</b>				20-53	8-27	13-18	7	22	29	12	16	61	12	5	6	4	4	1						

Technical Fouls::NONE

Dead Ball Rebounds: 2, 0

Shooting By Period		
1st FG%	7-25	28.0%
3PT%	4-17	23.5%
FT%	3-6	50%
2nd FG%	13-28	46.4%
3PT%	4-10	40.0%
FT%	10-12	83.3%
GM FG%	20-53	37.7%
3PT%	8-27	29.6%
FT%	13-18	72.2%

Florida St. - 60

Record: 9-23

NO.	Name	F	Min	FG			3P			FT			Rebounds			Fouls		TP	AS	TO	ST	Blocks		+/-
				M-A	M-A	M-A	OR	DR	TOT	PF	FD	BS	BA											
3	Cameron Corhen	F	28:12	6-10	0-0	0-2	4	8	12	3	1	12	1	1	0	1	0	-4						
1	Jalen Warley	G	28:51	2-5	0-2	2-3	0	4	4	2	2	6	3	1	1	0	0	0						
4	Caleb Mills	G	28:55	3-6	1-3	0-0	0	2	2	3	3	7	4	1	0	0	0	-3						
22	Darin Green Jr.	G	38:46	4-14	3-10	1-2	2	1	3	2	1	12	4	1	0	0	0	-1						
35	Matthew Cleveland	G	20:30	3-8	1-3	1-2	0	3	3	1	2	8	0	1	0	0	1							
11	Baba Miller		17:14	2-5	0-3	0-0	1	7	8	3	1	4	1	2	0	0	0	-6						
0	Chandler Jackson		19:51	3-6	1-1	0-0	2	2	4	2	0	7	1	2	1	0	2	0						
24	Naheem McLeod		11:48	1-2	0-0	0-0	3	1	4	0	1	2	0	0	0	3	1	3						
12	Tom House		03:07	0-2	0-1	2-3	1	0	1	0	1	2	0	0	0	0	1	2						
5	De'Ante Green		02:46	0-0	0-0	0-0	0	0	0	0	0	0	0	0	1	0	0	3						
Team							1	1	2			0			0									
<b>Totals</b>				24-58	6-23	6-12	14	29	43	16	12	60	14	9	3	4	4	-1						

Technical Fouls::NONE

Dead Ball Rebounds: 4, 0

Shooting By Period		
1st FG%	13-32	40.6%
3PT%	2-10	20.0%
FT%	3-5	60%
2nd FG%	11-26	42.3%
3PT%	4-13	30.8%
FT%	3-7	42.9%
GM FG%	24-58	41.4%
3PT%	6-23	26.1%
FT%	6-12	50.0%

	GaT	FSU
Biggest lead	4 (1st 18:22)	11 (1st 1:37)
Best Scoring Run	6(2nd 0:02)	8(1st 14:00)
Lead Changes	2	
Times Tied	2	
Time with Lead	03:42	34:12

	GaT	FSU
Points from		
Turnovers	5	6
Paint	20	32
Second Chance	6	11
Fast Breaks	0	5
Bench	2	15

	Period by Period Scoring		
	1st	2nd	TOT
GaT	21	40	61
FSU	31	29	60



**Officials:** Jamie Luckie, Tommy Morrissey, Jerry Heater

**Period 1**

**Quarter Starters:**

<b>FSU</b>	1 Warley J	3 Corhen C	4 Mills C	22 Green Jr. D	35 Cleveland M
<b>GaT</b>	0 Terry L	1 Sturdivant K	3 Coleman D	4 Franklin J	13 Kelly M

Game Time	FSU	Score	Diff	GaT
20:00	3 CORHEN C jumpball won			4 FRANKLIN J jumpball lost
19:40	22 GREEN JR. D 3pt FG , jump shot missed			
19:35	22 GREEN JR. D offensive rebound (1)			
19:31	35 CLEVELAND M 2pt FG second chance outside the paint, pull up jump shot missed			
19:28				4 FRANKLIN J defensive rebound (1)
19:16		<b>0-3</b>	<b>-3</b>	0 TERRY L 3pt FG , jump shot made (3)
19:16				1 STURDIVANT K assist (1)
18:48	35 CLEVELAND M 2pt FG outside the paint, pull up jump shot made (2)	<b>2-3</b>	<b>-1</b>	
18:48	1 WARLEY J assist (1)			
18:22		<b>2-6</b>	<b>-4</b>	1 STURDIVANT K 3pt FG , jump shot made (3)
18:22				13 KELLY M assist (1)
18:02	22 GREEN JR. D 3pt FG , jump shot missed			
18:00				4 FRANKLIN J defensive rebound (2)
17:37				1 STURDIVANT K 3pt FG , jump shot missed
17:34				0 TERRY L offensive rebound (1)
17:26				1 STURDIVANT K 2pt FG second chance in the paint, driving layup missed
17:25	3 CORHEN C defensive rebound (1)			
17:14	1 WARLEY J 2pt FG in the paint, driving layup made (2)	<b>4-6</b>	<b>-2</b>	
16:50	3 CORHEN C foul shooting (1 - 1)			4 FRANKLIN J foul drawn (1)
16:50				4 FRANKLIN J free throw 1 - 2 missed
16:50				offensive dead ball rebound (1)
16:50				4 FRANKLIN J free throw 2 - 2 missed
16:50	3 CORHEN C defensive rebound (2)			
16:39	35 CLEVELAND M foul drawn (1)			13 KELLY M foul shooting (1 - 1)
16:39	35 CLEVELAND M free throw 1 - 2 missed			
16:39	offensive dead ball rebound (1)			
16:39	35 CLEVELAND M free throw 2 - 2 made (3)	<b>5-6</b>	<b>-1</b>	
16:19				4 FRANKLIN J 2pt FG in the paint, alleyoop missed
16:15	3 CORHEN C defensive rebound (3)			
16:15	35 CLEVELAND M foul drawn (2)			13 KELLY M foul personal (2 - 2)
16:12	35 CLEVELAND M 3pt FG , jump shot missed			
16:09	offensive rebound (5)			
16:01	3 CORHEN C 2pt FG second chance outside the paint, jump shot missed			
15:58				4 FRANKLIN J defensive rebound (3)
15:42	1 WARLEY J steal (1)			3 COLEMAN D turnover bad pass (1)
15:36	4 MILLS C 2pt FG fast break from turnover in the paint, layup made (2)	<b>7-6</b>	<b>1</b>	
15:07				3 COLEMAN D 3pt FG , jump shot missed
15:03	22 GREEN JR. D defensive rebound (2)			
14:37	35 CLEVELAND M 2pt FG in the paint, layup missed			
14:35	3 CORHEN C offensive rebound (4)			



Official Basketball Play by Play - First Half  
**Georgia Tech at Florida St.**  
 03/07/23 Greensboro Coliseum, Greensboro, NC  
 2023 New York Life ACC Men's Basketball Tournament

Game Time: 2:00 PM  
 Game Duration: 2:06

Officials: Jamie Luckie, Tommy Morrissey, Jerry Heater

Game Time	FSU	Score	Diff	GaT
14:34	3 CORHEN C 2pt FG second chance in the paint, layup missed			
14:34	3 CORHEN C offensive rebound (5)			
14:34	3 CORHEN C turnover lost ball (1)			3 COLEMAN D steal (1)
14:27				1 STURDIVANT K 3pt FG from turnover, jump shot missed
14:22	4 MILLS C defensive rebound (1)			
14:19	4 MILLS C foul drawn (1)			1 STURDIVANT K foul personal (1 - 3)
14:19	Timeout media			
14:00	22 GREEN JR. D 3pt FG , jump shot made (3)	<b>10-6</b>	<b>4</b>	
14:00	3 CORHEN C assist (1)			
13:27	4 MILLS C substitution out			
13:27	11 MILLER B substitution in			
13:25				0 TERRY L 3pt FG , jump shot missed
13:21	11 MILLER B defensive rebound (1)			
13:03	3 CORHEN C 2pt FG in the paint, layup missed			
13:00				4 FRANKLIN J defensive rebound (4)
12:56				13 KELLY M 3pt FG , jump shot missed
12:52	11 MILLER B defensive rebound (2)			
12:45	3 CORHEN C substitution out			
12:45	0 JACKSON C substitution in			
12:45	1 WARLEY J substitution out			
12:45	24 MCLEOD N substitution in			
12:45				13 KELLY M substitution out
12:45				14 MOORE J substitution in
12:22	22 GREEN JR. D 2pt FG outside the paint, turnaround jump shot missed			
12:20				defensive rebound (6)
12:03		<b>10-9</b>	<b>1</b>	3 COLEMAN D 3pt FG , jump shot made (3)
12:03				1 STURDIVANT K assist (2)
11:45	11 MILLER B turnover lost ball (1)			0 TERRY L steal (1)
11:45	Timeout media			
11:23				4 FRANKLIN J 2pt FG from turnover in the paint, hook shot missed
11:21	24 MCLEOD N defensive rebound (1)			
11:12	0 JACKSON C 2pt FG in the paint, floating jump shot missed			
11:04				3 COLEMAN D defensive rebound (1)
10:55				1 STURDIVANT K 3pt FG , jump shot missed
10:52	35 CLEVELAND M defensive rebound (1)			
10:32	35 CLEVELAND M 2pt FG outside the paint, pull up jump shot missed			
10:29	24 MCLEOD N offensive rebound (2)			
10:27	24 MCLEOD N 2pt FG second chance outside the paint, hook shot made (2)	<b>12-9</b>	<b>3</b>	
09:58				0 TERRY L 3pt FG , jump shot missed
09:56				4 FRANKLIN J offensive rebound (5)
09:56	11 MILLER B foul personal (1 - 2)			4 FRANKLIN J foul drawn (2)
09:56				1 STURDIVANT K substitution out
09:56				13 KELLY M substitution in
09:56	35 CLEVELAND M substitution out			
09:56	4 MILLS C substitution in			
09:42				3 COLEMAN D 3pt FG second chance, jump shot missed



**Georgia Tech at Florida St.**

03/07/23 Greensboro Coliseum, Greensboro, NC  
2023 New York Life ACC Men's Basketball Tournament

**Officials:** Jamie Luckie, Tommy Morrissey, Jerry Heater

Game Time	FSU	Score	Diff	GaT
09:40				3 COLEMAN D offensive rebound (2)
09:39	4 MILLS C foul shooting (1 - 3)			3 COLEMAN D foul drawn (1)
09:39				3 COLEMAN D free throw 1 - 2 missed
09:39				offensive dead ball rebound (2)
09:39		12-10	2	3 COLEMAN D free throw 2 - 2 made (4)
09:17	4 MILLS C 2pt FG in the paint, driving layup made (4)	14-10	4	
08:49				13 KELLY M turnover bad pass (1)
08:49				3 COLEMAN D substitution out
08:49				1 STURDIVANT K substitution in
08:25	11 MILLER B 2pt FG from turnover in the paint, turnaround jump shot made (2)	16-10	6	
07:58		16-12	4	14 MOORE J 2pt FG in the paint, layup made (2)
07:58				4 FRANKLIN J assist (1)
07:34	0 JACKSON C 3pt FG , jump shot made (3)	19-12	7	
07:34	11 MILLER B assist (1)			
06:56				13 KELLY M 3pt FG , jump shot missed
06:54	11 MILLER B defensive rebound (3)			
06:43	11 MILLER B 3pt FG , jump shot missed			
06:39	24 MCLEOD N offensive rebound (3)			
06:37	22 GREEN JR. D 3pt FG second chance, jump shot missed			
06:34				4 FRANKLIN J defensive rebound (6)
06:22				14 MOORE J 2pt FG in the paint, driving layup blocked
06:22	24 MCLEOD N block (1)			
06:19	0 JACKSON C defensive rebound (1)			
06:13	4 MILLS C foul offensive (2 - 4)			0 TERRY L foul drawn (1)
06:13	4 MILLS C turnover offensive (1)			
06:13	Timeout media			
06:13	0 JACKSON C substitution out			
06:13	11 MILLER B substitution out			
06:13	24 MCLEOD N substitution out			
06:13	1 WARLEY J substitution in			
06:13	3 CORHEN C substitution in			
06:13	12 HOUSE T substitution in			
06:13				14 MOORE J substitution out
06:13				3 COLEMAN D substitution in
05:46				1 STURDIVANT K 3pt FG from turnover, jump shot missed
05:41	3 CORHEN C defensive rebound (6)			
05:36	3 CORHEN C 2pt FG in the paint, layup made (2)	21-12	9	
05:36	4 MILLS C assist (1)			
05:14	1 WARLEY J foul shooting (1 - 5)			4 FRANKLIN J foul drawn (3)
05:14		21-13	8	4 FRANKLIN J free throw 1 - 2 made (1)
05:14	4 MILLS C substitution out			
05:14	0 JACKSON C substitution in			
05:14		21-14	7	4 FRANKLIN J free throw 2 - 2 made (2)
05:09	22 GREEN JR. D 3pt FG , jump shot missed			
05:04	12 HOUSE T offensive rebound (1)			
05:01	12 HOUSE T 2pt FG second chance outside the paint, floating jump shot blocked			
05:01				4 FRANKLIN J block (1)
04:53	22 GREEN JR. D offensive rebound (3)			



Official Basketball Play by Play - First Half  
**Georgia Tech at Florida St.**  
 03/07/23 Greensboro Coliseum, Greensboro, NC  
 2023 New York Life ACC Men's Basketball Tournament

Game Time: 2:00 PM  
 Game Duration: 2:06

Officials: Jamie Luckie, Tommy Morrissey, Jerry Heater

Game Time	FSU	Score	Diff	GaT
04:52	22 GREEN JR. D 2pt FG second chance in the paint, jump shot made (5)	<b>23-14</b>	<b>9</b>	
04:48	0 JACKSON C steal (1)			0 TERRY L turnover lost ball (1)
04:44	22 GREEN JR. D 3pt FG from turnover, jump shot missed			
04:41				4 FRANKLIN J defensive rebound (7)
04:32		<b>23-16</b>	<b>7</b>	3 COLEMAN D 2pt FG in the paint, floating jump shot made (6)
04:12	12 HOUSE T 3pt FG , jump shot missed			
04:10				13 KELLY M defensive rebound (1)
04:04				3 COLEMAN D 3pt FG , jump shot missed
04:03	3 CORHEN C defensive rebound (7)			
03:53	0 JACKSON C 2pt FG in the paint, layup blocked			
03:53				4 FRANKLIN J block (2)
03:53				4 FRANKLIN J defensive rebound (8)
03:53	jump ball situation			
03:53	Timeout media			
03:30				0 TERRY L 3pt FG , jump shot missed
03:27	3 CORHEN C defensive rebound (8)			
03:07	12 HOUSE T foul drawn (1)			4 FRANKLIN J foul shooting (1 - 4)
03:06	12 HOUSE T free throw 1 - 3 missed			
03:06	offensive dead ball rebound (2)			
03:06	12 HOUSE T free throw 2 - 3 made (1)	<b>24-16</b>	<b>8</b>	
03:06	12 HOUSE T free throw 3 - 3 made (2)	<b>25-16</b>	<b>9</b>	
03:06	12 HOUSE T substitution out			
03:06	11 MILLER B substitution in			
02:47		<b>25-18</b>	<b>7</b>	13 KELLY M 2pt FG in the paint, floating jump shot made (2)
02:47				1 STURDIVANT K assist (3)
02:46	11 MILLER B substitution out			
02:46	5 GREEN D substitution in			
02:20	3 CORHEN C 2pt FG in the paint, alleyoop made (4)	<b>27-18</b>	<b>9</b>	
02:20	22 GREEN JR. D assist (1)			
02:04	jump ball situation			
02:04	5 GREEN D steal (1)			0 TERRY L turnover lost ball (2)
01:37	1 WARLEY J 2pt FG from turnover in the paint, pull up jump shot made (4)	<b>29-18</b>	<b>11</b>	
01:23				13 KELLY M 2pt FG in the paint, layup missed
01:21	0 JACKSON C defensive rebound (2)			
01:18	0 JACKSON C turnover lost ball (1)			13 KELLY M steal (1)
01:15				Timeout 30 Sec
00:58		<b>29-21</b>	<b>8</b>	13 KELLY M 3pt FG from turnover, jump shot made (5)
00:58				3 COLEMAN D assist (1)
00:40	3 CORHEN C 2pt FG in the paint, layup made (6)	<b>31-21</b>	<b>10</b>	
00:40	0 JACKSON C assist (1)			
00:17				1 STURDIVANT K 3pt FG , jump shot missed
00:14	defensive rebound (24)			
00:14	3 CORHEN C substitution out			
00:14	24 MCLEOD N substitution in			
00:14	Timeout 30 Sec			
00:14				13 KELLY M substitution out
00:14				14 MOORE J substitution in
00:01	1 WARLEY J 2pt FG outside the paint, pull up jump shot missed			



Official Basketball Play by Play - First Half  
**Georgia Tech at Florida St.**  
03/07/23 Greensboro Coliseum, Greensboro, NC  
2023 New York Life ACC Men's Basketball Tournament

**Game Time:** 2:00 PM  
**Game Duration:** 2:06

**Officials:** Jamie Luckie, Tommy Morrissey, Jerry Heater

Game Time	FSU	Score	Diff	GaT
00:00				3 COLEMAN D defensive rebound (3)
<b>END OF PERIOD</b>				
<b>FSU 31-21 GaT</b>				



Officials: Jamie Luckie, Tommy Morrissey, Jerry Heater

Georgia Tech - 21

NO.	Name	F/G	Min	FG			Rebounds			Fouls		TP	AS	TO	ST	Blocks		+/-
				M-A	M-A	M-A	OR	DR	TOT	PF	FD					BS	BA	
4	Ja'von Franklin	F	20:00	0-2	0-0	2-4	1	7	8	1	3	2	1	0	0	2	0	-10
0	Lance Terry	G	20:00	1-4	1-4	0-0	1	0	1	0	1	3	0	2	1	0	0	-10
1	Kyle Sturdivant	G	18:53	1-7	1-6	0-0	0	0	0	1	0	3	3	0	0	0	0	-9
3	Dallan "Deebo" Coleman	G	17:24	2-5	1-4	1-2	1	2	3	0	1	6	1	1	1	0	0	-7
13	Miles Kelly	G	16:57	2-5	1-3	0-0	0	1	1	2	0	5	1	1	1	0	0	-11
14	Jalon Moore		06:46	1-2	0-0	0-0	0	0	0	0	0	2	0	0	0	0	1	-3
Team							0	1	1			0		0				
<b>Totals</b>				7-25	4-17	3-6	3	11	14	4	5	21	6	4	3	2	1	-10

Shooting By Period		
1st FG%	7-25	28.0%
3PT%	4-17	23.5%
FT%	3-6	50%
GM FG%	7-25	28.0%
3PT%	4-17	23.5%
FT%	3-6	50.0%

Dead Ball Rebounds: 2, 0

Technical Fouls::NONE

Florida St. - 31

NO.	Name	F/G	Min	FG			Rebounds			Fouls		TP	AS	TO	ST	Blocks		+/-
				M-A	M-A	M-A	OR	DR	TOT	PF	FD					BS	BA	
3	Cameron Corhen	F	13:14	3-6	0-0	0-0	2	6	8	1	0	6	1	1	0	0	0	7
1	Jalen Warley	G	13:28	2-3	0-0	0-0	0	0	0	1	0	4	1	0	1	0	0	7
4	Caleb Mills	G	11:15	2-2	0-0	0-0	0	1	1	2	1	4	1	1	0	0	0	9
22	Darin Green Jr.	G	20:00	2-8	1-6	0-0	2	1	3	0	0	5	1	0	0	0	0	10
35	Matthew Cleveland	G	10:04	1-5	0-1	1-2	0	1	1	0	2	3	0	0	0	0	0	3
11	Baba Miller		07:34	1-2	0-1	0-0	0	3	3	1	0	2	1	1	0	0	0	1
0	Chandler Jackson		11:46	1-3	1-1	0-0	0	2	2	0	0	3	1	1	1	0	1	5
24	Naheem McLeod		06:46	1-1	0-0	0-0	2	1	3	0	0	2	0	0	0	1	0	3
12	Tom House		03:07	0-2	0-1	2-3	1	0	1	0	1	2	0	0	0	0	1	2
5	De'Ante Green		02:46	0-0	0-0	0-0	0	0	0	0	0	0	0	0	1	0	0	3
Team							1	1	2			0		0				
<b>Totals</b>				13-32	2-10	3-5	8	16	24	5	4	31	6	4	3	1	2	10

Shooting By Period		
1st FG%	13-32	40.6%
3PT%	2-10	20.0%
FT%	3-5	60%
GM FG%	13-32	40.6%
3PT%	2-10	20.0%
FT%	3-5	60.0%

Dead Ball Rebounds: 2, 0

Technical Fouls::NONE

	GaT	FSU
Biggest lead	4 (1st 18:22)	11 (1st 1:37)
Best Scoring Run	3(1st 19:16)	8(1st 14:00)
Lead Changes	1	
Times Tied	0	
Time with Lead	03:40	15:36

	GaT	FSU
Points from		
Turnovers	3	6
Paint	6	18
Second Chance	1	4
Fast Breaks	0	2
Bench	2	9

	Period by Period Scoring		
	1st	2nd	TOT
GaT	21	40	61
FSU	31	29	60



Officials: Jamie Luckie, Tommy Morrissey, Jerry Heater

**Period 2**

**Quarter Starters:**

<b>FSU</b>	1 Warley J	3 Corhen C	4 Mills C	22 Green Jr. D	35 Cleveland M
<b>GaT</b>	0 Terry L	1 Sturdivant K	3 Coleman D	4 Franklin J	13 Kelly M

Game Time	FSU	Score	Diff	GaT
20:00	0 JACKSON C substitution out			
20:00	5 GREEN D substitution out			
20:00	24 MCLEOD N substitution out			
20:00	3 CORHEN C substitution in			
20:00	4 MILLS C substitution in			
20:00	35 CLEVELAND M substitution in			
20:00				14 MOORE J substitution out
20:00				13 KELLY M substitution in
19:42	3 CORHEN C foul personal (2 - 1)			4 FRANKLIN J foul drawn (4)
19:40				13 KELLY M 3pt FG , jump shot missed
19:37				0 TERRY L offensive rebound (2)
19:33		<b>31-23</b>	<b>8</b>	1 STURDIVANT K 2pt FG second chance outside the paint, pull up jump shot made (5)
19:33				0 TERRY L assist (1)
19:11	35 CLEVELAND M 3pt FG , jump shot missed			
19:07				0 TERRY L defensive rebound (3)
18:50				1 STURDIVANT K turnover travel (1)
18:30	1 WARLEY J 3pt FG from turnover, jump shot missed			
18:27				1 STURDIVANT K defensive rebound (1)
18:10	3 CORHEN C foul shooting (3 - 2)			4 FRANKLIN J foul drawn (5)
18:10		<b>31-24</b>	<b>7</b>	4 FRANKLIN J free throw 1 - 2 made (3)
18:10	3 CORHEN C substitution out			
18:10	24 MCLEOD N substitution in			
18:10				4 FRANKLIN J free throw 2 - 2 missed
18:10	35 CLEVELAND M defensive rebound (2)			
17:43	4 MILLS C 3pt FG , jump shot missed			
17:40				4 FRANKLIN J defensive rebound (9)
17:24		<b>31-26</b>	<b>5</b>	13 KELLY M 2pt FG in the paint, driving layup made (7)
17:09	1 WARLEY J 3pt FG , jump shot missed			
17:07	24 MCLEOD N offensive rebound (4)			
17:07	24 MCLEOD N foul drawn (1)			13 KELLY M foul personal (3 - 1)
17:03	22 GREEN JR. D 3pt FG second chance, jump shot made (8)	<b>34-26</b>	<b>8</b>	
17:03	4 MILLS C assist (2)			
16:40		<b>34-29</b>	<b>5</b>	0 TERRY L 3pt FG , jump shot made (6)
16:40				4 FRANKLIN J assist (2)
16:20	35 CLEVELAND M 3pt FG , jump shot made (6)	<b>37-29</b>	<b>8</b>	
16:20	22 GREEN JR. D assist (2)			
15:58				4 FRANKLIN J 2pt FG in the paint, hook shot blocked
15:58	24 MCLEOD N block (2)			
15:55	1 WARLEY J defensive rebound (1)			
15:53	22 GREEN JR. D 3pt FG fast break, jump shot made (11)	<b>40-29</b>	<b>11</b>	
15:53	1 WARLEY J assist (2)			
15:51				Timeout 30 Sec





**Officials:** Jamie Luckie, Tommy Morrissey, Jerry Heater

Game Time	FSU	Score	Diff	GaT
15:51	Timeout media			
15:27		<b>40-31</b>	<b>9</b>	13 KELLY M 2pt FG in the paint, driving layup made (9)
15:02	24 MCLEOD N 2pt FG in the paint, hook shot blocked			
15:02				4 FRANKLIN J block (3)
14:57				13 KELLY M defensive rebound (2)
14:54				1 STURDIVANT K 2pt FG in the paint, pull up jump shot missed
14:51				4 FRANKLIN J offensive rebound (10)
14:50				4 FRANKLIN J 2pt FG second chance in the paint, layup blocked
14:50	24 MCLEOD N block (3)			
14:48	1 WARLEY J defensive rebound (2)			
14:33	4 MILLS C foul drawn (2)			4 FRANKLIN J foul personal (2 - 2)
14:33	Timeout media			
14:32	22 GREEN JR. D 3pt FG , jump shot missed			
14:26				4 FRANKLIN J defensive rebound (11)
14:14		<b>40-34</b>	<b>6</b>	13 KELLY M 3pt FG , jump shot made (12)
13:48	22 GREEN JR. D turnover bad pass (1)			13 KELLY M steal (2)
13:18				13 KELLY M 3pt FG from turnover, step back jump shot missed
13:15	1 WARLEY J defensive rebound (3)			
13:08	1 WARLEY J foul drawn (1)			3 COLEMAN D foul shooting (1 - 3)
13:08	1 WARLEY J free throw 1 - 2 made (5)	<b>41-34</b>	<b>7</b>	
13:08	24 MCLEOD N substitution out			
13:08	35 CLEVELAND M substitution out			
13:08	3 CORHEN C substitution in			
13:08	11 MILLER B substitution in			
13:08	1 WARLEY J free throw 2 - 2 made (6)	<b>42-34</b>	<b>8</b>	
13:08	1 WARLEY J substitution out			
13:08	0 JACKSON C substitution in			
12:51				13 KELLY M 2pt FG in the paint, driving layup missed
12:47				4 FRANKLIN J offensive rebound (12)
12:47		<b>42-36</b>	<b>6</b>	4 FRANKLIN J 2pt FG second chance in the paint, dunk, made (5)
12:44	4 MILLS C 3pt FG , jump shot missed			
12:40				4 FRANKLIN J defensive rebound (13)
12:40	11 MILLER B foul personal (2 - 3)			0 TERRY L foul drawn (2)
12:16				4 FRANKLIN J 2pt FG outside the paint, jump shot missed
12:13	11 MILLER B defensive rebound (4)			
12:05	4 MILLS C foul drawn (3)			1 STURDIVANT K foul personal (2 - 4)
11:55	22 GREEN JR. D foul drawn (1)			3 COLEMAN D foul shooting (2 - 5)
11:55	Timeout media			
11:55	22 GREEN JR. D free throw 1 - 2 missed			
11:55	offensive dead ball rebound (3)			
11:55	22 GREEN JR. D free throw 2 - 2 made (12)	<b>43-36</b>	<b>7</b>	
11:39		<b>43-38</b>	<b>5</b>	4 FRANKLIN J 2pt FG in the paint, dunk, made (7)
11:39				1 STURDIVANT K assist (4)
11:16	11 MILLER B turnover lost ball (2)			3 COLEMAN D steal (2)
11:10				0 TERRY L 3pt FG from turnover, jump shot missed
11:07	11 MILLER B defensive rebound (5)			
10:53	11 MILLER B 3pt FG , jump shot missed			
10:48	0 JACKSON C offensive rebound (3)			



**Officials:** Jamie Luckie, Tommy Morrissey, Jerry Heater

Game Time	FSU	Score	Diff	GaT
10:35	22 GREEN JR. D 2pt FG second chance outside the paint, turnaround jump shot missed			
10:32				4 FRANKLIN J defensive rebound (14)
10:16	0 JACKSON C foul personal (1 - 4)			4 FRANKLIN J foul drawn (6)
09:58				1 STURDIVANT K 3pt FG , jump shot missed
09:54	4 MILLS C defensive rebound (2)			
09:46	3 CORHEN C 2pt FG outside the paint, hook shot missed			
09:45	11 MILLER B offensive rebound (6)			
09:45	11 MILLER B foul drawn (1)			1 STURDIVANT K foul personal (3 - 6)
09:45	22 GREEN JR. D substitution out			
09:45	35 CLEVELAND M substitution in			
09:37	35 CLEVELAND M 2pt FG second chance in the paint, pull up jump shot made (8)	<b>45-38</b>	<b>7</b>	
09:14		<b>45-40</b>	<b>5</b>	4 FRANKLIN J 2pt FG in the paint, layup made (9)
09:14				1 STURDIVANT K assist (5)
09:05	11 MILLER B 3pt FG , jump shot missed			
09:02	3 CORHEN C offensive rebound (9)			
08:54	0 JACKSON C 2pt FG second chance in the paint, pull up jump shot made (5)	<b>47-40</b>	<b>7</b>	
08:31	4 MILLS C foul shooting (3 - 5)			13 KELLY M foul drawn (1)
08:31		<b>47-41</b>	<b>6</b>	13 KELLY M free throw 1 - 3 made (13)
08:31		<b>47-42</b>	<b>5</b>	13 KELLY M free throw 2 - 3 made (14)
08:31	4 MILLS C substitution out			
08:31	22 GREEN JR. D substitution in			
08:31		<b>47-43</b>	<b>4</b>	13 KELLY M free throw 3 - 3 made (15)
08:31	1 WARLEY J substitution in			
08:31	0 JACKSON C substitution out			
08:05	1 WARLEY J turnover lost ball (1)			1 STURDIVANT K steal (1)
07:59				13 KELLY M 3pt FG from turnover, jump shot missed
07:55	11 MILLER B defensive rebound (7)			
07:45	Timeout 30 Sec			
07:45				Timeout media
07:38	11 MILLER B 2pt FG in the paint, alleyoop made (4)	<b>49-43</b>	<b>6</b>	
07:38	22 GREEN JR. D assist (3)			
07:10				4 FRANKLIN J 2pt FG in the paint, hook shot missed
07:08	11 MILLER B defensive rebound (8)			
06:43	35 CLEVELAND M foul offensive (1 - 6)			13 KELLY M foul drawn (2)
06:43	35 CLEVELAND M turnover offensive (1)			
06:25				0 TERRY L 2pt FG from turnover in the paint, driving layup blocked
06:25	3 CORHEN C block (1)			
06:20	35 CLEVELAND M defensive rebound (3)			
06:14	22 GREEN JR. D 2pt FG outside the paint, floating jump shot missed			
06:11	3 CORHEN C offensive rebound (10)			
06:11	3 CORHEN C foul drawn (1)			4 FRANKLIN J foul shooting (3 - 7)
06:11	3 CORHEN C free throw 1 - 2 missed			
06:11	offensive dead ball rebound (4)			
06:11	35 CLEVELAND M substitution out			
06:11	4 MILLS C substitution in			
06:11	3 CORHEN C free throw 2 - 2 missed			



**Officials:** Jamie Luckie, Tommy Morrissey, Jerry Heater

Game Time	FSU	Score	Diff	GaT
06:11				4 FRANKLIN J defensive rebound (15)
05:53	22 GREEN JR. D foul personal (1 - 7)			3 COLEMAN D foul drawn (2)
05:53		<b>49-44</b>	<b>5</b>	3 COLEMAN D 1&1 free throw 1 made (7)
05:53		<b>49-45</b>	<b>4</b>	3 COLEMAN D 1&1 free throw 2 made (8)
05:32	3 CORHEN C 2pt FG in the paint, alleyoop made (8)	<b>51-45</b>	<b>6</b>	
05:32	1 WARLEY J assist (3)			
05:10		<b>51-48</b>	<b>3</b>	13 KELLY M 3pt FG , pull up jump shot made (18)
05:08				Timeout 30 Sec
04:49	3 CORHEN C 2pt FG in the paint, layup made (10)	<b>53-48</b>	<b>5</b>	
04:49	4 MILLS C assist (3)			
04:24				13 KELLY M 3pt FG , jump shot missed
04:21	1 WARLEY J defensive rebound (4)			
04:21	1 WARLEY J foul drawn (2)			4 FRANKLIN J foul personal (4 - 8)
04:21	1 WARLEY J 1&1 free throw 1 missed			
04:21				4 FRANKLIN J defensive rebound (16)
04:11		<b>53-50</b>	<b>3</b>	0 TERRY L 2pt FG in the paint, driving layup made (8)
04:11	11 MILLER B foul shooting (3 - 8)			0 TERRY L foul drawn (3)
04:11		<b>53-51</b>	<b>2</b>	0 TERRY L free throw 1 - 1 made (9)
03:48	4 MILLS C 2pt FG in the paint, floating jump shot missed			
03:45				4 FRANKLIN J defensive rebound (17)
03:39		<b>53-53</b>	<b>0</b>	3 COLEMAN D 2pt FG outside the paint, jump shot made (10)
03:39				1 STURDIVANT K assist (6)
03:28	Timeout 30 Sec			
03:28				Timeout media
03:28	11 MILLER B substitution out			
03:28	0 JACKSON C substitution in			
03:11	0 JACKSON C 2pt FG in the paint, layup made (7)	<b>55-53</b>	<b>2</b>	
02:52				4 FRANKLIN J 2pt FG in the paint, layup missed
02:49	3 CORHEN C defensive rebound (11)			
02:30	3 CORHEN C 2pt FG in the paint, layup made (12)	<b>57-53</b>	<b>4</b>	
02:30	4 MILLS C assist (4)			
02:27	1 WARLEY J foul personal (2 - 9)			1 STURDIVANT K foul drawn (1)
02:27		<b>57-54</b>	<b>3</b>	1 STURDIVANT K 1&1 free throw 1 made (6)
02:27		<b>57-55</b>	<b>2</b>	1 STURDIVANT K 1&1 free throw 2 made (7)
02:04	4 MILLS C 3pt FG , jump shot made (7)	<b>60-55</b>	<b>5</b>	
02:04	22 GREEN JR. D assist (4)			
01:46		<b>60-58</b>	<b>2</b>	13 KELLY M 3pt FG , jump shot made (21)
01:46				1 STURDIVANT K assist (7)
01:15	0 JACKSON C 2pt FG in the paint, layup blocked			
01:15				3 COLEMAN D block (1)
01:13	0 JACKSON C offensive rebound (4)			
01:13	0 JACKSON C foul offensive (2 - 10)			3 COLEMAN D foul drawn (3)
01:13	0 JACKSON C turnover offensive (2)			
00:56		<b>60-60</b>	<b>0</b>	1 STURDIVANT K 2pt FG from turnover in the paint, pull up jump shot made (9)
00:28	22 GREEN JR. D 3pt FG , jump shot missed			
00:25				4 FRANKLIN J defensive rebound (18)
00:02				0 TERRY L 2pt FG in the paint, dunk, missed
00:02				4 FRANKLIN J offensive rebound (19)



Official Basketball Play by Play - Second Half  
**Georgia Tech at Florida St.**  
03/07/23 Greensboro Coliseum, Greensboro, NC  
2023 New York Life ACC Men's Basketball Tournament

**Game Time:** 2:00 PM  
**Game Duration:** 2:06

**Officials:** Jamie Luckie, Tommy Morrissey, Jerry Heater

Game Time	FSU	Score	Diff	GaT
00:02	22 GREEN JR. D foul shooting (2 - 11)			4 FRANKLIN J foul drawn (7)
00:02		<b>60-61</b>	<b>-1</b>	4 FRANKLIN J free throw 1 - 2 made (10)
00:02				Timeout 60 Sec
00:02				4 FRANKLIN J free throw 2 - 2 missed
00:02	3 CORHEN C defensive rebound (12)			
<b>END OF GAME</b>				
<b>FSU 60-61 GaT</b>				



Officials: Jamie Luckie, Tommy Morrissey, Jerry Heater

Georgia Tech - 40

NO.	Name	Min	FG		3P		FT		Rebounds			Fouls		TP	AS	TO	ST	Blocks		+/-
			M-A	M-A	M-A	OR	DR	TOT	PF	FD	BS	BA								
4	Ja'von Franklin	F 20:00	3-8	0-0	2-4	3	8	11	3	4	8	1	0	0	1	2	11			
0	Lance Terry	G 20:00	2-5	1-2	1-1	1	1	2	0	2	6	1	0	0	0	1	11			
1	Kyle Sturdivant	G 20:00	2-4	0-1	2-2	0	1	1	2	1	6	4	1	1	0	0	11			
3	Dallan "Deebo" Coleman	G 20:00	1-1	0-0	2-2	0	0	0	2	2	4	0	0	1	1	0	11			
13	Miles Kelly	G 20:00	5-10	3-7	3-3	0	1	1	1	2	16	0	0	1	0	0	11			
14	Jalon Moore	00:00	0-0	0-0	0-0	0	0	0	0	0	0	0	0	0	0	0	0			
Team									0	0	0	0	0	0	0	0	0	0	0	
<b>Totals</b>			13-28	4-10	10-12	4	11	15	8	11	40	6	1	3	2	3	11			

Shooting By Period		
2nd FG%	13-28	46.4%
3PT%	4-10	40.0%
FT%	10-12	83.3%
GM FG%	13-28	46.4%
3PT%	4-10	40.0%
FT%	10-12	83.3%

Dead Ball Rebounds: 0, 0

Technical Fouls::NONE

Florida St. - 29

NO.	Name	Min	FG		3P		FT		Rebounds			Fouls		TP	AS	TO	ST	Blocks		+/-
			M-A	M-A	M-A	OR	DR	TOT	PF	FD	BS	BA								
3	Cameron Corhen	F 14:58	3-4	0-0	0-2	2	2	4	2	1	6	0	0	0	0	1	0	-11		
1	Jalen Warley	G 15:23	0-2	0-2	2-3	0	4	4	1	2	2	2	1	0	0	0	-7			
4	Caleb Mills	G 17:40	1-4	1-3	0-0	0	1	1	1	2	3	3	0	0	0	0	-12			
22	Darin Green Jr.	G 18:46	2-6	2-4	1-2	0	0	0	2	1	7	3	1	0	0	0	-11			
35	Matthew Cleveland	G 10:26	2-3	1-2	0-0	0	2	2	1	0	5	0	1	0	0	0	-2			
5	De'Ante Green	00:00	0-0	0-0	0-0	0	0	0	0	0	0	0	0	0	0	0	0			
24	Naheem McLeod	05:02	0-1	0-0	0-0	1	0	1	0	1	0	0	0	0	0	2	1	0		
0	Chandler Jackson	08:05	2-3	0-0	0-0	2	0	2	2	0	4	0	1	0	0	1	-5			
11	Baba Miller	09:40	1-3	0-2	0-0	1	4	5	2	1	2	0	1	0	0	0	-7			
Team									0	0	0	0	0	0	0	0	0	0		
<b>Totals</b>			11-26	4-13	3-7	6	13	19	11	8	29	8	5	0	3	2	-11			

Shooting By Period		
2nd FG%	11-26	42.3%
3PT%	4-13	30.8%
FT%	3-7	42.9%
GM FG%	11-26	42.3%
3PT%	4-13	30.8%
FT%	3-7	42.9%

Dead Ball Rebounds: 2, 0

Technical Fouls::NONE

	GaT	FSU
Biggest lead	1 (2 <sup>nd</sup> 0:02)	11 (2 <sup>nd</sup> 15:53)
Best Scoring Run	6(2 <sup>nd</sup> 0:02)	6(2 <sup>nd</sup> 15:53)
Lead Changes	1	
Times Tied	2	
Time with Lead	00:02	18:16

Points from	GaT	FSU
Turnovers	2	0
Paint	14	14
Second Chance	5	7
Fast Breaks	0	3
Bench	0	6

	Period by Period Scoring		
	1st	2nd	TOT
GaT	21	40	61
FSU	31	29	60



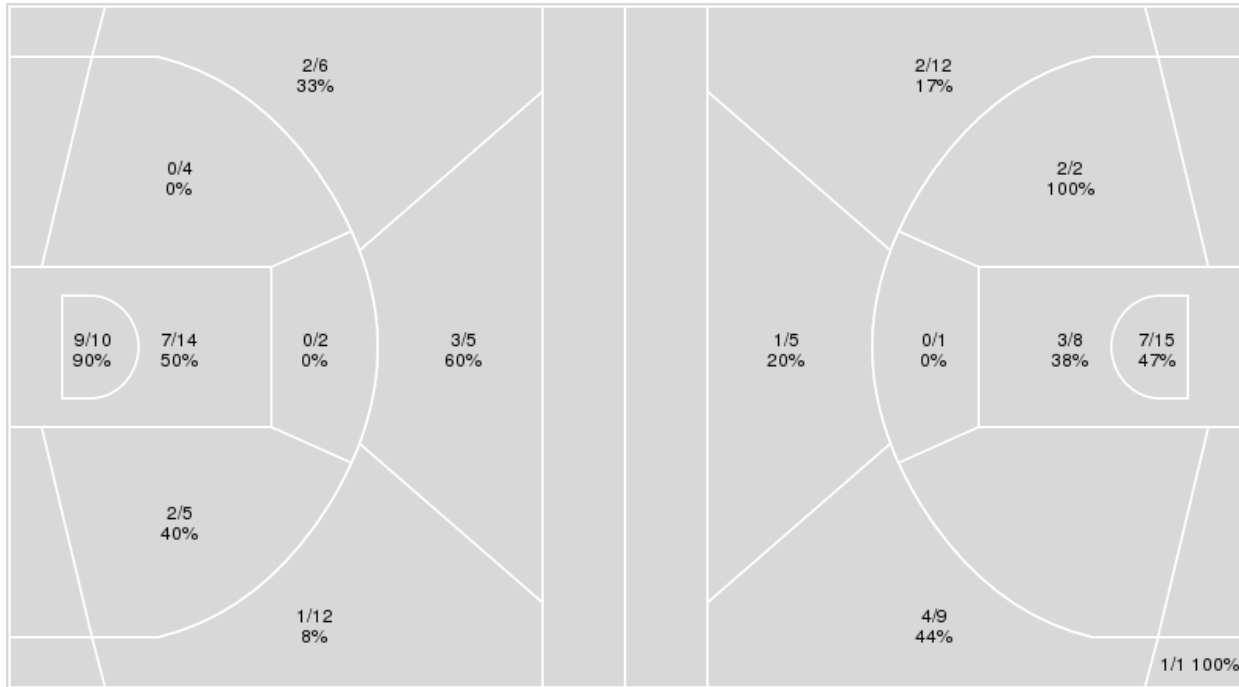
**Officials:** Jamie Luckie, Tommy Morrissey, Jerry Heater

{ Players => 0, 1, 3, 4, 5, 10, 11, 12, 21, 22, 24, 33, 35, 40, 41, 42, 43, 44, 45, 51; } FG Types => All; Results => All;

{ Players => 0, 1, 3, 4, 5, 10, 11, 12, 13, 14, 23, 24, 30, 33, 35, 43; } FG Types => All; Results => All;

**Florida St.**

**Georgia Tech**



Florida St.	M/A	%
Field Goals	24/58	41
2 Points	18/35	51
3 Points	6/23	26
Free Throws	6/12	50

Georgia Tech	M/A	%
Field Goals	20/53	38
2 Points	12/26	46
3 Points	8/27	30
Free Throws	13/18	72



**Georgia Tech at Florida St.**

03/07/23 Greensboro Coliseum, Greensboro, NC  
2023 New York Life ACC Men's Basketball Tournament

Officials: Jamie Luckie, Tommy Morrissey, Jerry Heater

**Georgia Tech**

No	Name	Mins		Score		Points Diff		Points per Min		Assists		Rebounds		Steals		Turnovers	
		On	Off	On	Off	On	Off	On	Off	On	Off	On	Off	On	Off	On	Off
0	Lance Terry	40:00	00:00	61 - 60	0 - 0	1	0	1.52	0.00	12	0	29	0	6	0	5	0
1	Kyle Sturdivant	38:53	01:07	60 - 58	1 - 2	2	-1	1.54	0.90	12	0	28	1	6	0	4	1
3	Dallan "Deebo" Coleman	37:24	02:36	59 - 55	2 - 5	4	-3	1.58	0.77	11	1	28	1	6	0	5	0
4	Ja'von Franklin	40:00	00:00	61 - 60	0 - 0	1	0	1.52	0.00	12	0	29	0	6	0	5	0
13	Miles Kelly	36:57	03:03	58 - 58	3 - 2	0	1	1.57	0.98	11	1	25	4	5	1	5	0
14	Jalon Moore	06:46	33:14	6 - 9	55 - 51	-3	4	0.89	1.65	2	10	6	23	1	5	1	4

**Florida St.**

No	Name	Mins		Score		Points Diff		Points per Min		Assists		Rebounds		Steals		Turnovers	
		On	Off	On	Off	On	Off	On	Off	On	Off	On	Off	On	Off	On	Off
0	Chandler Jackson	19:51	20:09	31 - 31	29 - 30	0	-1	1.56	1.44	5	9	21	22	2	1	5	4
1	Jalen Warley	28:51	11:09	46 - 46	14 - 15	0	-1	1.59	1.26	13	1	31	12	3	0	6	3
3	Cameron Corhen	28:12	11:48	41 - 45	19 - 16	-4	3	1.45	1.61	10	4	32	11	3	0	6	3
4	Caleb Mills	28:55	11:05	46 - 49	14 - 12	-3	2	1.59	1.26	11	3	28	15	1	2	5	4
5	De'Ante Green	02:46	37:14	6 - 3	54 - 58	3	-4	2.17	1.45	2	12	2	41	1	2	1	8
11	Baba Miller	17:14	22:46	21 - 27	39 - 34	-6	5	1.22	1.71	4	10	19	24	0	3	5	4
12	Tom House	03:07	36:53	6 - 4	54 - 57	2	-3	1.93	1.46	1	13	5	38	1	2	0	9
22	Darin Green Jr.	38:46	01:14	56 - 57	4 - 4	-1	0	1.44	3.24	14	0	42	1	3	0	9	0
24	Naheem McLeod	11:48	28:12	19 - 16	41 - 45	3	-4	1.61	1.45	4	10	11	32	0	3	3	6
35	Matthew Cleveland	20:30	19:30	28 - 27	32 - 34	1	-2	1.37	1.64	6	8	24	19	1	2	5	4

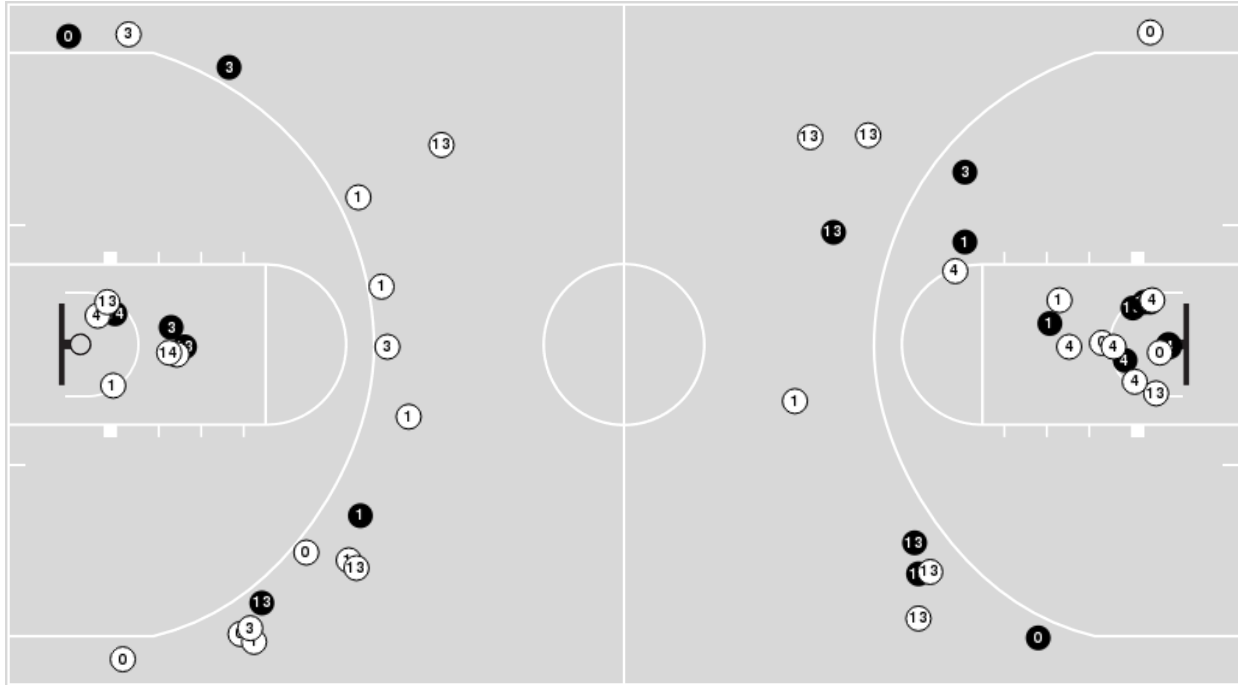


Officials: Jamie Luckie, Tommy Morrissey, Jerry Heater

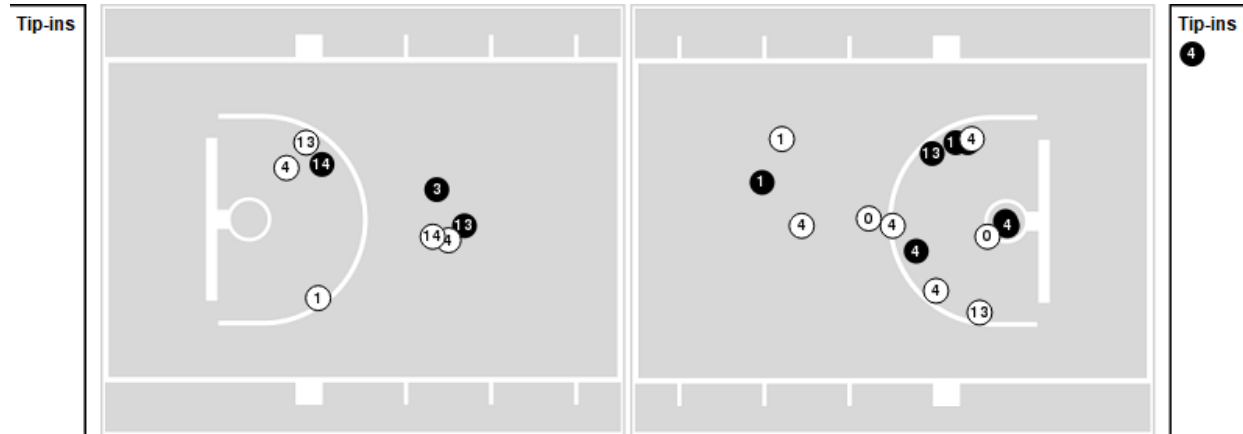
Players => 0, 1, 3, 4, 5, 10, 11, 12, 13, 14, 23, 24, 30, 33, 35, 43FG Types=>AllResults=>All

### Georgia Tech

#### All Field Goals



#### Blow Up Chart



● Made ○ Missed N - Player Number

Georgia Tech	M/A	%
Field Goals	20/53	38
2 Points	12/26	46
3 Points	8/27	30
Free Throws	13/18	72

Georgia Tech	M/A	%
Points in the Paint	20 (10 / 23)	43
Fast Break Points	0 (0/0)	0
Second Chance Points	6 (4/9)	44
Effective FG%	45	





Official Basketball Shot Chart - Final  
**Georgia Tech at Florida St.**

03/07/23 Greensboro Coliseum, Greensboro, NC  
 2023 New York Life ACC Men's Basketball Tournament

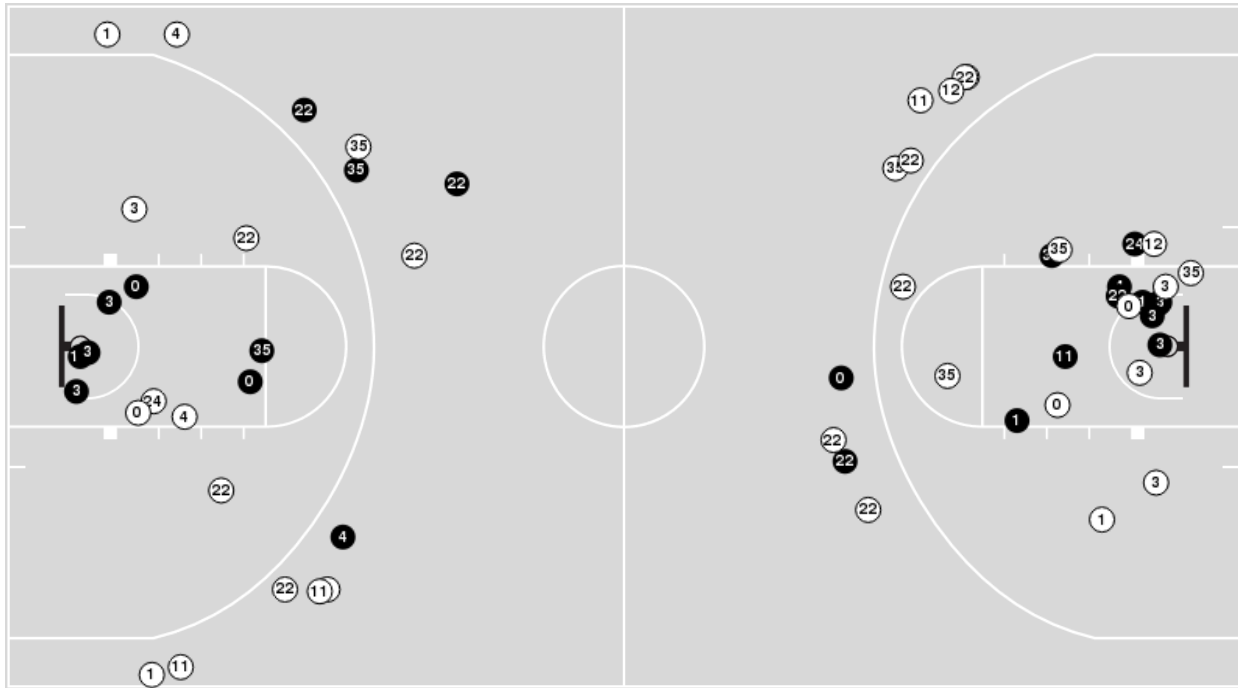
Game Time: 2:00 PM  
 Game Duration: 2:06

Officials: Jamie Luckie, Tommy Morrissey, Jerry Heater

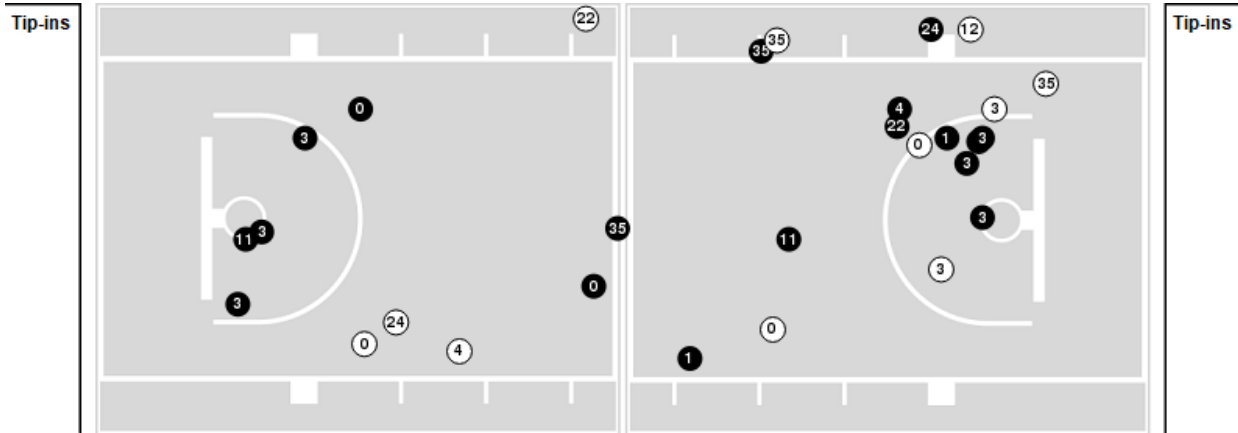
Players => 0, 1, 3, 4, 5, 10, 11, 12, 21, 22, 24, 33, 35, 40, 41, 42, 43, 44, 45, 51 FG Types=>All Results=>All

**Florida St.**

**All Field Goals**



**Blow Up Chart**



● Made    ○ Missed    N - Player Number

Florida St.	M/A	%
Field Goals	24/58	41
2 Points	18/35	51
3 Points	6/23	26
Free Throws	6/12	50

Florida St.	M/A	%
Points in the Paint	32 (16 / 24)	67
Fast Break Points	5 (2/2)	100
Second Chance Points	11 (5/13)	38
Effective FG%	47	



**Officials:** Jamie Luckie, Tommy Morrissey, Jerry Heater

**Georgia Tech**

Lineup	Quarter On	Time On	Quarter Off	Time Off	Time on Court	Score	Score Diff	Reb	Stl	Tov	Ass	PPP
0- Terry L/ 1- Sturdivant K/ 3- Coleman D/ 4- Franklin J/ 13- Kelly M/	1	20:00	1	12:45	07:15	6-10	-4	5	1	1	2	0.6073
0- Terry L/ 1- Sturdivant K/ 3- Coleman D/ 4- Franklin J/ 14- Moore J/	1	12:45	1	09:56	02:49	3-2	1	3	1	0	1	1.0000
0- Terry L/ 3- Coleman D/ 4- Franklin J/ 13- Kelly M/ 14- Moore J/	1	09:56	1	08:49	01:07	1-2	-1	1	0	1	0	0.5319
0- Terry L/ 1- Sturdivant K/ 4- Franklin J/ 13- Kelly M/ 14- Moore J/	1	08:49	1	06:13	02:36	2-5	-3	1	0	0	1	0.6667
0- Terry L/ 1- Sturdivant K/ 3- Coleman D/ 4- Franklin J/ 13- Kelly M/	1	06:13	1	00:14	05:59	9-12	-3	3	1	2	2	0.8272
0- Terry L/ 1- Sturdivant K/ 3- Coleman D/ 4- Franklin J/ 14- Moore J/	1	00:14	2	20:00	00:14	0-0	0	1	0	0	0	0.0000
0- Terry L/ 1- Sturdivant K/ 3- Coleman D/ 4- Franklin J/ 13- Kelly M/	2	20:00	2	00:00	20:00	40-29	11	15	3	1	6	1.3210



Officials: Jamie Luckie, Tommy Morrissey, Jerry Heater

**Florida St.**

Lineup	Quarter On	Time On	Quarter Off	Time Off	Time on Court	Score	Score Diff	Reb	Stl	Tov	Ass	PPP
1- Warley J/ 3- Corhen C/ 4- Mills C/ 22- Green Jr. D/ 35- Cleveland M/	1	20:00	1	13:27	06:33	10-6	4	9	1	1	2	1.1261
1- Warley J/ 3- Corhen C/ 11- Miller B/ 22- Green Jr. D/ 35- Cleveland M/	1	13:27	1	12:45	00:42	0-0	0	2	0	0	0	0.0000
0- Jackson C/ 1- Warley J/ 11- Miller B/ 22- Green Jr. D/ 35- Cleveland M/	1	12:45	1	12:45	00:00	0-0	0	0	0	0	0	0.0000
0- Jackson C/ 11- Miller B/ 22- Green Jr. D/ 24- McLeod N/ 35- Cleveland M/	1	12:45	1	09:56	02:49	2-3	-1	3	0	1	0	0.5000
0- Jackson C/ 4- Mills C/ 11- Miller B/ 22- Green Jr. D/ 24- McLeod N/	1	09:56	1	06:13	03:43	7-3	4	3	0	1	1	1.4000
1- Warley J/ 3- Corhen C/ 4- Mills C/ 12- House T/ 22- Green Jr. D/	1	06:13	1	05:14	00:59	2-1	1	1	0	0	1	2.0000
0- Jackson C/ 1- Warley J/ 3- Corhen C/ 12- House T/ 22- Green Jr. D/	1	05:14	1	03:06	02:08	4-3	1	4	1	0	0	0.7519
0- Jackson C/ 1- Warley J/ 3- Corhen C/ 11- Miller B/ 22- Green Jr. D/	1	03:06	1	02:46	00:20	0-2	-2	0	0	0	0	0.0000
0- Jackson C/ 1- Warley J/ 3- Corhen C/ 5- Green D/ 22- Green Jr. D/	1	02:46	1	00:14	02:32	6-3	3	2	1	1	2	1.5000
0- Jackson C/ 1- Warley J/ 5- Green D/ 22- Green Jr. D/ 24- McLeod N/	1	00:14	2	20:00	00:14	0-0	0	0	0	0	0	0.0000
1- Warley J/ 3- Corhen C/ 4- Mills C/ 22- Green Jr. D/ 35- Cleveland M/	2	20:00	2	18:10	01:50	0-3	-3	0	0	0	0	0.0000
1- Warley J/ 4- Mills C/ 22- Green Jr. D/ 24- McLeod N/ 35- Cleveland M/	2	18:10	2	13:08	05:02	10-10	0	5	0	1	3	1.3441
1- Warley J/ 3- Corhen C/ 4- Mills C/ 11- Miller B/ 22- Green Jr. D/	2	13:08	2	13:08	00:00	1-0	1	0	0	0	0	2.2727
0- Jackson C/ 3- Corhen C/ 4- Mills C/ 11- Miller B/ 22- Green Jr. D/	2	13:08	2	09:45	03:23	1-4	-3	5	0	1	0	0.2577
0- Jackson C/ 3- Corhen C/ 4- Mills C/ 11- Miller B/ 35- Cleveland M/	2	09:45	2	08:31	01:14	4-4	0	1	0	0	0	2.0000
0- Jackson C/ 3- Corhen C/ 11- Miller B/ 22- Green Jr. D/ 35- Cleveland M/	2	08:31	2	08:31	00:00	0-1	-1	0	0	0	0	0.0000
1- Warley J/ 3- Corhen C/ 11- Miller B/ 22- Green Jr. D/ 35- Cleveland M/	2	08:31	2	06:11	02:20	2-0	2	4	0	2	1	0.5814
1- Warley J/ 3- Corhen C/ 4- Mills C/ 11- Miller B/ 22- Green Jr. D/	2	06:11	2	03:28	02:43	4-10	-6	1	0	0	2	1.0309
0- Jackson C/ 1- Warley J/ 3- Corhen C/ 4- Mills C/ 22- Green Jr. D/	2	03:28	2	00:00	03:28	7-8	-1	3	0	1	2	1.4000



Officials: Jamie Luckie, Tommy Morrissey, Jerry Heater

### Georgia Tech

Lineup	Time	Score	Score Diff	Pts/Min	Reb	Stl	Tov	Ass	PPP
0- Terry L/ 1- Sturdivant K/ 3- Coleman D/ 4- Franklin J/ 13- Kelly M/	33:14	55-51	4	1.6550	23	5	4	10	1.0776
0- Terry L/ 1- Sturdivant K/ 3- Coleman D/ 4- Franklin J/ 14- Moore J/	03:03	3-2	1	0.9836	4	1	0	1	1.0000
0- Terry L/ 1- Sturdivant K/ 4- Franklin J/ 13- Kelly M/ 14- Moore J/	02:36	2-5	-3	0.7692	1	0	0	1	0.6667
0- Terry L/ 3- Coleman D/ 4- Franklin J/ 13- Kelly M/ 14- Moore J/	01:07	1-2	-1	0.8955	1	0	1	0	0.5319



Officials: Jamie Luckie, Tommy Morrissey, Jerry Heater

**Florida St.**

Lineup	Time	Score	Score Diff	Pts/Min	Reb	Stl	Tov	Ass	PPP
1- Warley J/ 3- Corhen C/ 4- Mills C/ 22- Green Jr. D/ 35- Cleveland M/	08:23	10-9	1	1.1928	9	1	1	2	0.9191
1- Warley J/ 4- Mills C/ 22- Green Jr. D/ 24- McLeod N/ 35- Cleveland M/	05:02	10-10	0	1.9868	5	0	1	3	1.3441
0- Jackson C/ 4- Mills C/ 11- Miller B/ 22- Green Jr. D/ 24- McLeod N/	03:43	7-3	4	1.8834	3	0	1	1	1.4000
0- Jackson C/ 1- Warley J/ 3- Corhen C/ 4- Mills C/ 22- Green Jr. D/	03:28	7-8	-1	2.0192	3	0	1	2	1.4000
0- Jackson C/ 3- Corhen C/ 4- Mills C/ 11- Miller B/ 22- Green Jr. D/	03:23	1-4	-3	0.2956	5	0	1	0	0.2577
1- Warley J/ 3- Corhen C/ 11- Miller B/ 22- Green Jr. D/ 35- Cleveland M/	03:02	2-0	2	0.6593	6	0	2	1	0.4505
0- Jackson C/ 11- Miller B/ 22- Green Jr. D/ 24- McLeod N/ 35- Cleveland M/	02:49	2-3	-1	0.7101	3	0	1	0	0.5000
1- Warley J/ 3- Corhen C/ 4- Mills C/ 11- Miller B/ 22- Green Jr. D/	02:43	5-10	-5	1.8405	1	0	0	2	1.1574
0- Jackson C/ 1- Warley J/ 3- Corhen C/ 5- Green D/ 22- Green Jr. D/	02:32	6-3	3	2.3684	2	1	1	2	1.5000
0- Jackson C/ 1- Warley J/ 3- Corhen C/ 12- House T/ 22- Green Jr. D/	02:08	4-3	1	1.8750	4	1	0	0	0.7519
0- Jackson C/ 3- Corhen C/ 4- Mills C/ 11- Miller B/ 35- Cleveland M/	01:14	4-4	0	3.2432	1	0	0	0	2.0000
1- Warley J/ 3- Corhen C/ 4- Mills C/ 12- House T/ 22- Green Jr. D/	00:59	2-1	1	2.0339	1	0	0	1	2.0000
0- Jackson C/ 1- Warley J/ 3- Corhen C/ 11- Miller B/ 22- Green Jr. D/	00:20	0-2	-2	0.0000	0	0	0	0	0.0000
0- Jackson C/ 1- Warley J/ 5- Green D/ 22- Green Jr. D/ 24- McLeod N/	00:14	0-0	0	0.0000	0	0	0	0	0.0000
0- Jackson C/ 1- Warley J/ 11- Miller B/ 22- Green Jr. D/ 35- Cleveland M/	00:00	0-0	0	NaN	0	0	0	0	0.0000
0- Jackson C/ 3- Corhen C/ 11- Miller B/ 22- Green Jr. D/ 35- Cleveland M/	00:00	0-1	-1	NaN	0	0	0	0	0.0000