



# GEORGIA TECH BASKETBALL 2022-23

ACC Champions 1985, 1990, 1993, 2021 • Final Four 1990, 2004 • 17 NCAA Tournament appearances

## 2022-23 Schedule/Results

Date	Opponent	TV	Time
N7	CLAYTON STATE	ACCNX	W, 93-63
N12	at Georgia State	ESPN+	W, 59-57
N17	NORTHERN ILLINOIS	ACC Network	W, 68-50
N21	vs. Utah#	FS1	L, 64-68
N23	Marquette#	FS1	L, 60-84
N26	NORTH ALABAMA	ACCNX	W, 80-61
N29	at Iowa*	ESPN2	L, 65-81
D2	NORTHEASTERN	ACCNX	W, 81-63
D6	GEORGIA	ESPN2	W, 79-77
D10	at North Carolina	ESPN	L, 59-75
D17	ALABAMA STATE	ACCNX	W, 96-60
D21	CLEMSON	ESPN2	L, 66-79
D31	VIRGINIA (13/12)	ACC Network	L, 56-74
J4	MIAMI (12/12)	RSN	W, 76-70
J7	at Florida State	RSN	L, 64-75
J10	at Notre Dame	ACC Network L	72-73 (ot)
J14	PITTSBURGH	ACC Network	L, 60-71
J17	NC STATE (rv/rv)	ACC Network	L, 66-78
J21	SYRACUSE	RSN	L, 63-80
J24	at Clemson (24/23)	ACC Network	L, 51-72
J28	DUKE (rv/25)	ACC Network	L, 43-86
F1	at Louisville	RSN	L, 58-68
F4	at NC State (rv/rv)	ACC Network	L, 64-72
F8	NOTRE DAME	RSN	W, 70-68
F11	at Wake Forest (rv/rv)	ACC Network	L, 70-71
F15	VIRGINIA TECH	ACC Network	W, 77-70
F18	FLORIDA TECH	ACCNX	W, 79-56
F21	at Pittsburgh (rv/rv)	ACC Network	L, 68-76
F25	LOUISVILLE	RSN	W, 83-67
F28	at Syracuse	RSN	W, 96-76
M4	at Boston College	ESPNU	2:30 p.m.

M7-11 ACC Tournament (Greensboro, N.C.)%

\*ACC/Big Ten Challenge; #Fort Myers Tip-Off (Suncoast Credit Union Arena, Fort Myers, Fla.); %ACC Tournament (Greensboro, N.C.)

All times Eastern; home games in ALL CAPS

(AP/USA) - rankings in AP/coaches polls at time of game, current rankings for upcoming games (rv=receiving votes)

### RADIO: Georgia Tech Sports Network by Legends Sports

Announcers	Andy Demetra, Randy Waters
Engineer	Miller Pope
Network station in Atlanta	Xtra 106.3 FM/1230 AM
Satellite Radio	SiriusXM ch. 388, SXM app 978
Online	GT Gameday App, Ramblinwreck.com
Tuneln	buzz.gt/LiveTuneln

### Television ESPNU

Announcers Jon Meterparel, Steve Wojciechowski

### COMMUNICATIONS

GTMBB contact	Mike Stamus
Phone	404-894-5445 (ofc), 404-218-9723 (cell)
E-mail	mstamus@athletics.gatech.edu

### SOCIAL MEDIA: #TogetherWeSwarm

Official Twitter	@GTMBB / @GTJoshPastner
Facebook	gtmensbasketball
Instagram	gtmensbasketball

## GEORGIA TECH (13-17, 5-14 ACC) vs. BOSTON COLLEGE (15-15, 9-10 ACC) Game 31 • March 4, 2023 • 2:30 p.m. EST

### Jackets Close Regular Season at BC

Carrying the momentum of its first Atlantic Coast Conference road win of the season, Georgia Tech finishes out its regular season schedule at 2:30 p.m. Saturday with another road opportunity against Boston College at the Silvio O. Conte Forum.

Georgia Tech (13-17, 5-14 ACC) went 5-4 in the month of February, 4-4 in the ACC, and finished out its home schedule with four straight wins over Notre Dame, Virginia Tech, Florida Tech and Louisville. On the heels of that, the Yellow Jackets hammered Syracuse Tuesday night, 96-76, at the JMA Wireless Dome, and its three ACC road losses prior to that were decided by a total of 17 points.

Boston College (15-15, 9-10 ACC), one of the surprise teams in the ACC this season after being picked to finish 13th, enters Saturday's game playing for the ninth seed in the ACC Tournament and a bye out of the Tuesday opening round. The Eagles, currently tied with Syracuse at 9-10, are 9-6 at home this season and are riding a three-game winning streak.

Saturday's game will be televised live on ESPNU with a live stream of the broadcast available the ESPN app. Radio coverage is on the Georgia Tech Sports Network by Legends Sports, carried in Atlanta on Xtra 106.3 FM and 1230 AM, and nationally on satellite radio (SiriusXM channel 388, SXM app 978).

### GAME INFORMATION

Venue/Site	Silvio O. Conte Forum, Chestnut Hill, Mass.
Tech vs. Boston College	Tech leads, 18-12!
On the road	tied, 6-6
Last season	1/12/2022 - Tech won 81-76 in Chestnut Hill, 3/5/2022 - Tech won 82-78 (ot) in Atlanta

### GEORGIA TECH YELLOW JACKETS

Rankings (AP/coaches/KenPom/NET)	nr   nr   175   190
Record breakdown	10-6 home   2-9 road   0-2 neutral
Head coach	Josh Pastner (Arizona, 1997)
Career record/at GT	273-186! (14th yr)   106-113! (7th yr)
Pastner vs. Boston College	4-5!

! On-court record - 22 wins and 1 loss vacated by NCAA Committee on Infractions

### BOSTON COLLEGE EAGLES

Rankings (AP/coaches/KenPom/NET)	nr   nr   167   158
Record breakdown	9-6 home   4-7 road   2-2 neutral
Head coach	Earl Grant (Georgia College, 2000)
Career record/at BC	155-124 (9th yr)   28-35 (2nd yr)
Grant vs. Georgia Tech	0-2

## ROSTER AT-A-GLANCE (#indicates last-game starter)

<b>12</b>	Freds Pauls Bagatskis	F	6-8	180	Fr	Riga, Latvia	0.9 ppg	0.0 rpg	> Trained at Valencia Basket Club, played for Latvia in FIBA U16, U20 Euro championships; played in 9 games
<b>30</b>	Coleman Boyd	G	6-1	178	Sr	Smyrna, Ga.	0.6 ppg	0.0 rpg	> Non-scholarship player 4th year at Tech, played in 14 games career, 7 this season
<b>3</b>	Dallan "Deebo" Coleman#	G	6-6	218	So	Memphis, Tenn.	9.4 ppg	2.8 rpg	> Tech's No. 2 scorer, 32.5% 3pt FG season; 9.4 ppg, 35.0% 3pt FG, 10-of-13 FT last 7 ACC games
<b>33</b>	Brayden Daniels	G	6-4	188	So	Louisville, Ky.	0.0 ppg	0.8 rpg	> Non-scholarship player, 2nd year at Tech, played in 7 games career, 6 this season
<b>4</b>	Ja'von Franklin#	F	6-7	214	Sr	Little Rock, Ark.	9.4 ppg	7.2 rpg	> 8 double-doubles this season, 5 in last 6 games; 15.1 ppg, 11.1 rpg, 62.9% FG in last 7 ACC games
<b>43</b>	Jermontae Hill	G	6-6	206	r-Fr	Atlanta, Ga.	0.4 ppg	0.0 rpg	> Non-scholarship player, 2nd year at Tech, redshirted last season, played in 5 games
<b>24</b>	Rodney Howard	C/F	6-11	256	Sr	Ypsilanti, Mich.	4.5 ppg	4.3 rpg	> Hitting 54.5% from the floor for season; 50% in ACC games; 40-70 FG (57.1%) his last 19 games
<b>13</b>	Miles Kelly#	G	6-6	175	So	Stone Mountain, Ga.	13.9 ppg	3.6 rpg	> Tech's top scorer and FT shooter (88.9%), 20 ppg, 49.3% FG, 46% 3pt FG last 5 games
<b>10</b>	Cyril Martynov	C/F	7-0	229	Fr	Barrie, Ontario	0.7 ppg	0.9 rpg	> 14.0 ppg, 9.4 rpg for UPlay Canada on Nike EYBL circuit; played in 7 games
<b>11</b>	Tristan Maxwell	G	6-3	205	Jr	Huntersville, N.C.	3.3 ppg	1.0 apg	> Two games in double figures this season; season-high 18 points (6-11 FG, 5-8 3pt) vs. Alabama State
<b>23</b>	Jordan Meka	C/F	6-8	219	Jr	Yaoundé, Cameroon	0.4 ppg	1.5 rpg	> Played in 10 games this season, 5.2 mpg (limited by groin, back, illness)
<b>14</b>	Jalon Moore	F	6-7	209	So	Birmingham, Ala.	8.0 ppg	5.0 rpg	> Team's No. 5 scorer, No. 3 rebounder, started 15 games, scored double-digit points in 13
<b>35</b>	Emmer Nichols	F	6-6	219	Fr	Woodside, Calif.	--	--	> Non-scholarship player in 1st year in the program, has not played in a game
<b>5</b>	Deivon Smith	G	6-1	176	Jr	Loganville, Ga.	8.0 ppg	3.7 apg	> PG started 13 games this season; 2.78 assist/TO ratio No. 3 in ACC, 30-to-5 over last 7 games
<b>1</b>	Kyle Sturdivant#	G	6-3	196	Sr	Norcross, Ga.	8.1 ppg	3.0 apg	> Started last 9 games, double-figure points in 7 (12.8 ppg, 41.5% 3pt FG, 34/14 assist/TO)
<b>0</b>	Lance Terry#	G	6-2	200	Sr	College Park, Ga.	10.0 ppg	2.7 rpg	> Tech's No. 2 scorer (11.1 ppg ACC games); 13.9 ppg, 47.1% FG, 45.5% 3pt FG in 8 games back from injury

# TECH NOTEBOOK

## Tech Team Statistics

Category	2022-23	ACC	NCAA
Scoring offense	69.5	12	225
Scoring defense	70.7	8	197
Scoring margin	-1.2	11	243
Field goal pct.	.424	14	228
Effective FG pct.	.487	13	281
Field goal pct. def.	.438	7	183
3-pt FG pct.	.335	10	220
3-pt FG per game	7.7	7	143
3-pt FG att. per game	23.1	5	111
3-pt FG pct. def.	.300	1	19
3-pt FG allowed	6.2	-	-
Free throw pct.	.693	15	258
FT made per game	9.9	15	337
FT attempts per game	14.2	14	337
Rebounds per game	35.3	5	153
Rebound margin	-1.3	12	259
O-Reb per game	10.8	4	118
D-Reb per game	24.5	10	210
Assists per game	14.1	6	108
Assist/TO ratio	1.28	7	57
Turnover margin	+0.1	10	192
Turnovers per game	11.0	6	43
Turnovers forced per game	11.1	11	300
Blocks per game	4.2	4	40
Steals per game	6.0	7	226
Fouls per game	16.2	9	119
Bench points per game	18.1	3	201
Fast break points per game	11.1	3	84

*Rankings through games of March 1*

## Games Started/Finished

Player	2022-23	Career	Conf.	*Finished
Freds Pauls Bagatskis	-	-	-	8
Deebo Coleman	28	33	23	18
Ja'von Franklin	16	47	26	13
Rodney Howard	14	43	24	7
Miles Kelly	24	25	20	20
Cyril Martynov	-	-	-	6
Tristan Maxwell	2	2	1	1
Jordan Meka	-	4	4	3
Jalon Moore	15	16	11	11
Deivon Smith	13	26	9	9
Kyle Sturdivant	18	46	32	15
Lance Terry	18	55	29	16

*Includes starts at previous school and in conference tournaments  
Games finished includes only 2022-23 season*

## Non-Conference Breakdown

Team	Conf.	Record	Conf.	KP	NET
Alabama State	SWAC	8-21	6-10	346	347
Clayton State	DII/PBC	3-25	1-17	--	--
Florida Tech	DII/SSC	19-10	11-9	--	--
Georgia	SEC	16-14	6-11	142	149
Georgia State	Sun Belt	10-21	3-15	279	290
Iowa	Big Ten	19-11	11-8	35	33
Marquette	Big East	24-6	16-3	11	13
North Alabama	A-Sun	18-14	10-8	254	237
Northeastern	CAA	10-19	6-12	310	307
Northern Illinois	MAC	12-18	8-9	253	257
Utah	Pac-12	17-13	10-9	60	69
<b>GT strength of schedule rank</b>				<b>83</b>	<b>82</b>
<b>vs. Quad 1: 0-8</b>					
<b>vs. Quad 2: 3-5</b>					
<b>vs. Quad 3: 1-3</b>					
<b>vs. Quad 4: 7-1</b>					

*KP - KenPom.com, NET - NCAA NET rankings*

*Rankings through games of March 1*

## The Tip-Off

• At 5-14, Georgia Tech is locked into the 13th seed for next week's ACC Tournament in Greensboro, N.C. The Yellow Jackets will play the loser of Saturday's game between Florida State and Virginia Tech at 2 p.m. The Seminoles and Hokies are tied at 7-12, two games ahead of the Yellow Jackets, with the winner gaining the 11th seed and the loser seeded 12th.

• Tech's last back-to-back ACC road wins came at Miami and Virginia Tech in the 2020-21 season. The Yellow Jackets have won their last two games against Boston College at the Conte Forum.

• Tech's February upswing has been led by the emergence of its two transfers, center **Ja'von Franklin** and guard **Lance Terry**, who have averaged 14.9 and 13.9 points, respectively, over the last eight games.

• Tech has averaged 75.9 points per game over that stretch, connected on 46.3 percent of its shots from the floor and 39.8 percent of its three-point attempts. The Jackets have averaged 10.3 three-point field goals made.

• Tech's leading scorer, sophomore guard **Miles Kelly**, has averaged 20.0 points and 4.0 rebounds over the Yellow Jackets' last five games, hitting 49.3 percent from the floor and 46 percent from three-point range. He has hit 18 threes over Tech's last three games.

• Over Tech's last seven ACC games, the Yellow Jackets' rotation has shortened to six or seven players, with the five starters playing nearly 82 percent of the minutes.

• At the moment, Tech's offensive efficiency rating as measured by KenPom.com is 104.0, the highest for the Jackets in seven seasons under Josh Pastner.

• Tech's season turnover rate of 11.0 per game is its lowest on record dating back to the 1992-93 season. The Jackets have turned it over just 10.3 times per game in its last seven ACC games.

## 40 Minutes to Victory

Senior guard **Lance Terry** has played the full 40 minutes in nearly all of Tech's five ACC wins, the only exception was the final minute at Syracuse when Tech emptied its bench. In those five games, Terry has averaged 19.6 points while connecting on 51.5 percent of his field goals, 54.1 percent of his three-point attempts (20-of-37).

Opponent	Minutes	Points	FG	3pt FG	FT
Miami	40	24	8-13	4-5	4-6
Notre Dame	40	19	8-15	3-6	0-0
Virginia Tech	40	14	4-10	2-5	4-6
Louisville	40	17	6-15	4-11	1-3
Syracuse	39	24	8-14	7-10	1-1
<b>Averages</b>	<b>39.8</b>	<b>19.6</b>	<b>51.5%</b>	<b>54.1%</b>	<b>62.5%</b>

## Double Your Pleasure

Senior forward/center **Ja'von Franklin** has averaged a double-double over Georgia Tech's last eight games. He actually has achieved double-doubles in five of his last six games, including the fifth triple-double in Tech history Tuesday night at Syracuse. He also has led the Yellow Jackets in assists, blocks and steals over these last eight games.

Opponent	Points	Rebs	Assists	Blocks	Steals
at NC State	16	8	5	5	1
Notre Dame	16	9	3	1	1
at Wake Forest	14	15	2	0	2
Virginia Tech	10	10	3	5	3
Florida Tech	15	14	4	2	1
at Pittsburgh	15	8	4	2	0
Louisville	21	13	2	0	3
at Syracuse*	14	15	10	2	3
<b>Averages</b>	<b>14.9</b>	<b>11.5</b>	<b>4.1</b>	<b>2.1</b>	<b>1.8</b>

*\*fifth triple-double in Tech history*

## Series vs. Boston College (18-12!)

**Home: 8-2!, Away: 6-6, Neutral: 4-4**

All Home Games: 8-2!

At McCamish Pavilion: 4-1!

At Alexander Memorial Coliseum: 3-1

At Phillips Arena: 1-0

In Atlanta: 9-2

In Boston/Chestnut Hill: 7-6

At Conte Forum: 5-6

As ACC members: 14-11

In the ACC Tournament: 1-3

All Neutral Games: 4-4

Under Bobby Cremins: 2-0

Under Paul Hewitt: 4-3

Under Brian Gregory: 5-4

Under Josh Pastner: 5-2!

Vs. Jim Christian: 4-4

Vs. Earl Grant: 2-0

Longest Winning Streak: 4 games (1986-2006, 2019-present)

Longest Losing Streak: 3 games (2012-13)

Most Points Scored: 103 on 3-7-1996

Fewest Points Scored: 37 on 1-19-1980

Most Points Allowed: 89 on 3-17-1996

Fewest Points Allowed: 40 on 1-19-1980

Largest Margin of Victory: 14 on 3-17-1996, 3-4-2007

Largest Margin of Defeat: 11 on 1-8-2011

*! Feb. 11, 2017 victory vacated by NCAA Committee on Infractions*

## All-Time Series Results

12-31-1946	.....a	W	54-50	
1-19-1980	.....n1	L	37-40	
12-20-1986 (ot) 16/nr	.....n2	W	65-62	
3-17-1996	.....13/15	.....n3	W 103-89	
3-21-2004	.....14/15	.....25/v	.....n4	W 57-54
1-8-2006	.....11/11	.....h10	W	60-58
1-29-2006	.....20/18	.....a	L	64-66
3-4-2007	.....h10	W	74-60	
3-8-2008	.....a	W	86-78	
1-20-2009 (ot)	.....h10	L	76-80	
3-7-2009	.....a	L	66-67	
2-27-2010	.....h10	W	73-68	
1-8-2011	.....a	L	75-86	
2-4-2012	.....h13	W	51-47	
2-29-2012	.....a	L	52-56	
3-9-2013	.....a	L	72-74	
3-14-2013	.....n5	L	64-84	
1-21-2014	.....a	W	68-60	
2-13-2014	.....h15	W	74-71	
3-12-2014 (ot)	.....n5	W	73-70	
1-25-2015	.....h15	L	62-64	
3-10-2015	.....n5	L	65-66	
2-27-2016	.....a	W	76-71	
2-11-2017	.....h15	!	65-54	
2-4-2018 (ot)	.....a	L	72-80	
3-6-2018	.....n6	L	77-87	
3-3-2019 (ot)	.....h15	W	81-78	
1-11-2020	.....a	W	71-52	
1-12-2022	.....a	W	81-76	
3-5-2022 (ot)	.....h15	W	82-78	

*n1-Boston Garden, Boston, Mass.; n2-Suntory Ball (Aoyama College, Tokyo, Japan); n3-NCAA Southeast Regional second round (Orlando [Fla.] Arena); n4-NCAA Tournament second round (Bradley Center, Milwaukee, Wis.); n5-ACC Tournament (Greensboro Coliseum, Greensboro, N.C.); n6-ACC Tournament (Barclays Center, Brooklyn, N.Y.)*

# TECH NOTEBOOK

## Just Georgia Tech, please...

*The Georgia Institute of Technology is the official title, but Georgia Tech will work fine, or just Tech (unless you're in Virginia or Texas). We would appreciate it if you would use our name in those ways. Georgia Tech University is incorrect. Thank you.*

## Georgia Tech Quick Facts

**Official Name:** Georgia Institute of Technology  
**Location:** Atlanta, Ga.  
**Enrollment:** 45,296  
**Founded:** 1885  
**Colors:** Old Gold and White  
**Nickname:** Yellow Jackets, Ramblin' Wreck  
**Mascot:** Buzz (Yellow Jacket)  
**Fight Songs:** Ramblin' Wreck, White and Gold  
**Conference:** Atlantic Coast (ACC)  
**Home Arena:** McCamish Pavilion (capacity 8,600)  
**President:** Dr. Angel Cabrera  
**Director of Athletics:** J Batt  
**Faculty Rep. for Athletics:** Dr. Jenna Jordan  
**Head Coach:** Josh Pastner (Arizona, 1997)  
**Record at Tech:** 107-113 ! (7th season)  
 Overall: 275-186 ! (14th season)  
 ACC Regular Season: 52-78 !  
 ACC Tournament: 2-4  
 NCAA Tournament: 2-5

**Associate Head Coach:** Anthony Wilkins (Kent State, 2013), 4th season  
**Assistant Coach:** Julian Swartz (Carroll College, 2005), 7th season  
**Assistant Coach:** Brian Eskildsen (Tennessee, 2009), 1st season  
**Assoc. Dir. of Player Personnel:** B.J. Elder (Georgia Tech, 2014)  
**Director of Operations:** Tyler Benson (St. Bonaventure, 2009)  
**Director of Scouting:** Hayden Sheridan (Arizona, 2016)  
**Player Development Coach:** Eddie Dimas (Grand Canyon, 2015)  
**Athletic Trainer:** Richard Stewart (Salisbury, 2005)  
*! On-court record (Georgia Tech had 22 wins and one loss during the 2016-17 and 2017-18 seasons vacated by the NCAA's Committee on Infractions)*

## Basketball History

**108th season:** 1st game, Feb. 17, 1906 vs. Auburn  
**All-time Record:** 1,435-1,304 !  
**Winning/Losing/500 Seasons:** 55 / 48 / 4  
**NCAA Appearances (17):** 23-17 record  
 1960, 1985, 1986, 1987, 1988, 1989, 1990, 1991, 1992, 1993, 1996, 2001, 2004, 2005, 2007, 2010, 2021  
**Final Fours (2):** 1990, 2004  
**NIT Appearances (8):** 10-8 record  
 1970, 1971, 1984, 1994, 1998, 1999, 2003, 2016  
**ACC Championships (4):** 1985, 1990, 1993, 2021  
**ACC Regular-Season Titles (2):** 1985 (tie), 1996  
**ACC Regular-Season Record (44th season):** 286-420 !  
**ACC Tournament Record:** 28-38  
**SEC Championships (1):** 1938  
**SEC Regular-Season Titles (1):** 1937  
**SEC Regular-Season Record (1932-64):** 201-207  
**Metro Conference Regular-Season Record (1975-78):** 9-10  
**Metro Conference Tournament Record:** 4-3  
**Record at McCamish Pavilion:** 123-68 ! (11th season)  
**Record at Alexander Memorial Coliseum:** 556-194 (55 seasons, 1956-2011)  
**Record at State Farm Arena:** 8-12  
**Record at Gas South Arena:** 4-1  
**Record at Georgia Dome:** 9-5  
**All-Time Head Coaches:** 14  
**ACC Head Coaches:** 5  
**All-America Selections:** 14 (12 players)  
**Consensus All-Americans:** 2  
**First-Team All-Americans:** 5  
**National Players of the Year:** 1  
**All-ACC Selections:** 57 times (34 players)  
**ACC Players of the Year:** 2  
**ACC Rookies of the Year:** 11  
**ACC Coaches of the Year:** 5 (3 coaches)  
**ACC Tournament MVPs:** 4  
**ACC All-Freshman Team:** 15

## Series Notes vs. Boston College

- Georgia Tech leads the all-time series with Boston College, 18-12 (one win vacated by the NCAA Committee on Infractions), and won the teams' last four meetings, dating back to an 81-78 win at home at the end of the 2018-19 season. The one scheduled meeting in 2020-21 in Atlanta was not played due to COVID-19.
- The teams have played to overtime six times in the series, including three of the last six meetings and five times since the Eagles joined the ACC.
- Boston College has won three of the four ACC Tournament meetings between the two schools, and each time the tournament result has mirrored the regular-season outcome.
- Eleven of the games in the short series have been decided by fewer than 10 points, 14 of them by four points or less, and six in overtime.
- Tech is 8-2 against the Eagles at home, 4-1 at Alexander Memorial Coliseum, 1-0 at Philips Arena and 3-1 at McCamish Pavilion.
- Tech has played BC at three different venues in the Boston area. The Jan. 29, 2005 game was Tech's first visit to the Conte Forum, BC's current home court, where the Jackets are 5-6. The first game in the series on Dec. 31, 1946, was played at Boston Arena, and the teams also played in the Boston Garden on Jan. 19, 1980.
- Prior to BC's entry into the ACC, the teams met four times on neutral floors, including one outside the United States, a 65-62 overtime win for the Yellow Jackets in the 1986 Suntory Ball in Tokyo, Japan.
- The teams have met twice in NCAA Tournament competition, both of them won by Tech. The Yellow Jackets downed the Eagles, 103-89, in the 1996 Southeast Regional second round in Orlando, and eliminated the Eagles, 57-54 in a 2004 second-round game in Milwaukee.

## Last Season vs. Boston College

**JANUARY 12, 2022** - Sophomore guard **Tristan Maxwell** knocked down seven three-point field goals and scored 22 points, leading four Yellow Jackets in double figures to lead Georgia Tech to a 81-76 win over Boston College at the Conte Forum.

Maxwell, playing in just his fourth college game, hit two of his threes in the final 3:35 as the Jackets rallied from a 72-68 deficit and capture their first conference win of the season.

The sophomore from Huntersville, N.C., went 7-for-11 from distance.

Tech hit 11 threes in the game (in 25 attempts), a high for an ACC game this season. The Yellow Jackets finished the game at 50.9 percent overall from the floor.

Tech and the Eagles (6-8, 1-3 ACC) were tied at the 17:27 mark before Tech went on a 12-0 run over 2:37 to jump out to a 54-42 lead. Boston College matched that run with a 17-3 run take a 72-68 lead at the 3:35 mark before the Jackets closed the game with a 13-4 spurt.

**Deivon Smith** hit three free throws and a layup during the closing stretch along with Maxwell's two three-pointers, and **Michael Devoe** added a pair of free throws.


Tech had four players in double figures for the game. **Jordan Usher** scored 14 points with five rebounds and four assists before fouling out. Devoe pitched in 13 points with nine rebounds and freshman **Deebo Coleman** added 11. Smith finished with nine points, five rebounds and three assists.

Boston College was led by Quinten Post who scored 24 points with nine rebounds, while Brevin Galloway connected n four three-point shots and scored 18.

**MARCH 5, 2022** - On Senior Day at McCamish Pavilion, Georgia Tech seniors **Jordan Usher** and **Michael Devoe** combined for 48 points – including 11 of Tech's 12 points in overtime – to help lead the Yellow Jackets to an 82-78 overtime victory over Boston College.

Usher scored a game-high 30 points and Devoe added

## GTMBB Information Guide



## Georgia Tech By the Numbers

1	SEC Championships
1	NCAA Post-Graduate Scholar
1	Naimsmith Award winner
2	Final Four appearances
2	ACC regular-season titles
2	ACC Players of the Year
2	National Freshmen of the Year
3	Years a Member of the Metro Conference
4	ACC Championships
5	First-team All-America players
6	Jersey numbers retired
6	Academic All-Americans
7	NCAA Sweet 16 appearances
8	Wins over teams ranked No. 1
8	NBA lottery picks
12	ACC Rookie of the Year honorees
14	Head coaches in program history
17	NCAA Tournament berths
19	NBA first-round draft picks
25	Total postseason berths (NCAA and NIT)
32	Years a Member of the SEC
43	Years a Member of the ACC
47	Players taken in the NBA Draft
51	Players selected All-ACC
228	Weeks ranked in either AP or Coaches Poll

18 for the Yellow Jackets, who also got 16 points from freshman **Miles Kelly**. The senior duo of Usher and Devoe was especially pivotal in overtime, as Usher scored six and Devoe had five in the extra period to lift Georgia Tech to the season sweep over Boston College.

The Yellow Jackets raced out to a double-digit lead, as they led by 10 points at halftime (41-31) and stretched the advantage to as large as 15 points shortly after the break. But Tech let the large lead slip away, as a 12-0 Boston College run early in the second half sparked the Eagles' comeback from the big deficit. BC went on to outscore the Yellow Jackets 39-14 over the final 16:13 to send the game to overtime.

Trailing 75-74 with a little more than two minutes to go in overtime, Usher hit a jumper to give Tech a one-point lead. The Jackets never trailed the rest of the way, outscoring the Eagles 8-3 down the stretch.

## Last Time Out

**Miles Kelly** scored a career-high 30 points, **Ja'von Franklin** put together the fifth triple-double in Georgia Tech history, and the Yellow Jackets knocked down a program-record 18 three-point field goals Tuesday evening in a 96-76 rout of

## TECH NOTEBOOK

## Tech's Record

	2022-23	CJP
At home	11-6	80-42
On the road	2-9	22-57
At neutral sites	0-2	5-12
Vs. top-10 opponents	0-0	3-16
Vs. top-25 opponents	1-3	12-33
Vs. teams over .500	7-14	63-95
Vs. teams under .500	5-2	35-11
Vs. teams at .500	1-1	8-6
While in the top 25	0-0	0-0
In November	4-3	23-12
In December	3-3	23-24
In January	1-7	24-32
In February	5-4	22-36
In March/April	0-0	15-8
Wearing white uniforms	8-7	72-42
Wearing gold uniforms	4-6	23-37
Wearing navy uniforms	0-0	12-26
Wearing gray uniforms	0-4	0-4
Wearing HBE uniforms	1-0	1-0
Game is decided by 5 pts./fewer or OT	3-3	28-29
Game is decided by 10/fewer or OT	5-6	51-55
Leading at the half	10-1	80-23
Trailing at the half	2-16	24-86
Tied at the half	1-0	3-3
Leading with 5:00 to play	10-2	91-11
Trailing with 5:00 to play	2-14	12-98
Tied with 5:00 to play	1-1	3-4
In overtime games	0-1	4-5
After a bye in the ACC schedule	0-1	3-4
Tech scores 100 or more points	0-0	1-0
Tech scores 70 or more points	11-2	78-20
Tech scores fewer than 70 points	2-15	30-92
Opponent scores 100 or more points	0-0	0-2
Opponent scores 70 or more	4-15	23-73
Opponent scores fewer than 70	8-3	85-38
Opponent scores fewer than 50	0-0	4-0
Tech shoots 50 pct. or better	1-0	41-9
Opponent shoots 50 pct. or better	1-5	7-24
Opponent shoots under 40 pct.	7-0	61-21
Tech has a higher FG% than opponent	12-2	99-27
Tech has a lower FG% than opponent	1-15	5-80
FG percentage is even	0-0	0-2
Tech has more 3-point FGs	9-5	47-28
Tech has fewer 3-point FGs	1-8	44-68
3-point FGs are even	3-4	16-14
Tech attempts more FT than opponent	7-2	71-26
Tech attempts fewer FT than opponent	6-15	30-80
Free throw attempts are even	0-0	6-6
Tech outrebounds opponent	9-5	58-32
Opponent outrebounds Tech	4-12	43-80
Rebounds are even	0-0	6-1
Tech has fewer turnovers than opponent	10-5	58-40
Tech has more turnovers than opponent	3-9	45-61
Turnovers are even	0-3	5-9
Tech has more assists than turnovers	10-10	72-40
Committing more fouls	3-13	30-75
Committing fewer fouls	6-3	65-27
Fouls are even	4-1	12-10
4/more Jackets score in double figures	12-4	56-22
A Jacket scores 20 or more	4-3	62-50
A Jacket scores 30 or more	0-0	7-5
Scoring more bench points	6-10	47-46
Scoring fewer bench points	6-7	57-59
Bench scoring is even	1-0	3-6

Syracuse at the JMA Wireless Dome.

In its best offensive game of the season, Georgia Tech (13-17, 5-14 ACC) shot 52.2 percent from the floor and, assisted on 27 of its 35 made field goals, and connected on 18 three-point field goals in 40 attempts, both of which were school records. The onslaught sent the Orange (16-14, 9-10 ACC) to their fourth straight loss.

Franklin scored 14 points grabbed 15 rebounds and had 10 assists, the last coming on Kelly's final field goal, a jumper in the lane with 1:37 to go that gave the Jackets their largest lead at 28 points (96-68). It was the first triple-double for a Tech player since Iman Shumpert turned the trick in 2011, the second for a Jacket in an ACC game and fifth in program annals. The 6-7 senior went 7-for-9 from the floor, made three steals and blocked two shots.

Kelly went 10-for-19 from the floor, hitting 7-of-14 from three-point range and 3-of-4 from the foul line in becoming the first Jacket to score 30 since Jordan Usher against Boston College late last season.

Lance Terry tied his season high with 24 points, knocking down 7-of-10 from three-point range and 8-of-13 overall, and Kyle Sturdivant added a career-high 20 points, hitting 7-of-9 from the floor. Deebo Coleman, the only starter not to score in double digits, assisted on eight of Tech's field goals, a career high.

Kelly scored 17 of his 30 in the first half, helping stake the Jackets to a 53-44 lead at intermission, their highest point total in one half of an ACC game this season. Tech took control of the game coming out of the locker room, outscoring the Orange 16-2 to open the half and take a 69-46 lead less than four minutes in. Syracuse, which shot just 39 percent after intermission, never got closer than 17 points after that.

Judah Mintz scored 23 points to lead four Orange players in double figures. Jesse Edwards scored 18 points, while Benny Williams and Joseph Girard III added 11 each.

## Team Trends

- Georgia Tech has utilized the same starting lineup (Lance Terry, Kyle Sturdivant, Deebo Coleman, Miles Kelly, Ja'von Franklin) in each of its last eight games, the longest stretch of games this season that head coach Josh Pastner has sent out the same five.

- Tech continues to lead the ACC in three-point defense and is 19th nationally, allowing 30.0 percent from distance.

- Tech's 20-point margin of victory was its largest in an ACC game since the Yellow Jackets defeated Miami, 87-60, in Coral Gables on Feb 20, 2021. The Jackets led the game by as many as 28 before Tech emptied the bench and the Orange scored the final eight points of the contest.

- Tech's 96 points at Syracuse were its most in an ACC game since the Jackets defeated North Carolina, 96-83, in Chapel Hill on Jan. 4, 2020.

- Beginning with its Feb. 8 win over Notre Dame, and with only one exception, Tech has increased its point production with each game -- 70 vs. Notre Dame, 70 at Wake Forest, 77 vs. Virginia Tech, 79 vs. Florida Tech, 68 at Pittsburgh, 83 vs. Louisville, 96 at Syracuse.

- Tech's 53 first-half points against Syracuse were a high for any half in ACC play this season and more than it scored in entire games against Clemson (51) and Duke (43) on back-to-back nights at the end of January.

- Tech's 18 three-point field goals set a new program record, eclipsing the 17 made by the Yellow Jackets at Clemson on Jan. 24, 2001. Three of the four tip three-point games in Tech history have come in ACC road games.

- Tech's 18 three-point field goals were the second-most ever in an ACC game behind Boston College's 19 against Syracuse on March 3, 2020. Pittsburgh also made 18 three-point field goals in an ACC game earlier this season against Wake Forest. It was also one shy of the JMA Wireless Dome record for threes by an opponent (19 by Colgate on Nov. 15, 2022).

## A Make-or-Miss Game

Georgia Tech's offensive rankings vs. the ACC under Josh Pastner (ACC regular season games only)

Year	PPG	FG Pct.	3pt FG Pct.
2022-23	66.4 (13)	.413 (15)	.338 (12)
2021-22	66.0 (12)	.428 (10)	.325 (11)
2020-21	71.8 (6)	.482 (2)	.360 (3)
2019-20	69.9 (9)	.462 (2)	.341 (6)
2018-19	60.7 (15)	.426 (8)	.306 (12)
2017-18	63.6 (14)	.419 (12)	.312 (15)
2016-17	65.1 (14)	.434 (14)	.309 (15)

- Tech's 40 three-point field goal attempts also were a program record by three over its 37 at North Carolina on Feb. 10, 1996.

- Tech shot better than 50 percent from the floor for the first time in an ACC game this season, and for the first time since March 5 of last season against Boston College. The Jackets have connected on 46.1 percent of their field goal tries over their last seven ACC games.

- Tech has achieved ACC season highs in field goal percentage in each of its last three games (47.3 vs. Pittsburgh, 48.2 vs. Louisville, 52.2 vs. Syracuse). The Jackets have shot better than Tuesday's 52.2 percent only twice (North Alabama, Alabama State) all season.

- Tech has scored 70 points or more in six of its last seven games (Notre Dame, Wake Forest, Virginia Tech, Florida Tech, Louisville, Syracuse). The Yellow Jackets are 11-2 this season when scoring 70 or more points (5-2 in the ACC), 2-15 when failing to reach 70.

- Tech has exceeded 100 points per 100 possessions (KenPom offensive efficiency rating) in each of its last seven games, the Yellow Jackets' longest such streak this season. Tech's 135.9 rating against Syracuse was its highest since Nov. 13, 2016 against Cornell (155.8, highest on record), its fifth-highest since 2002 when KenPom began tracking the measurement, and its highest in an ACC game during that period.

- Tech has exceeded 100 points per 100 possessions (KenPom offensive efficiency rating) in each of its last seven games, the Yellow Jackets' longest such streak this season. There are only two longer streaks on record, 10 straight games by Tech's ACC title team of 2020-21 and two eight-game streaks by the 2006-07 team.

- Tech has outshot seven of its last eight opponents from the floor, holding them collectively to 42.7 percent overall, 28.1 percent from three-point range. The Yellow Jackets are 12-2 this season when they have a higher field goal percentage.

- Four or more Yellow Jackets have reached double digits in the scoring column in 16 games this season, and Tech has won 12 of those games.

- Over Tech's last seven ACC games, Kelly, Terry, Coleman and Sturdivant have combined to hit 42.0 percent (71-of-169) from three-point range.

- Four Tech players (Kelly 16.3, Franklin 14.9, Terry 13.9 ppg, Sturdivant 11.9) are averaging double digits in points over the Yellow Jackets' last eight games, and a fifth (Coleman) is averaging 9.3.

- Tech assisted on 27 of its 35 made field goals at Syracuse, both figures were season highs. The 27 assists were the Jackets' fifth-most ever in an ACC game. Tech has assisted in 58.9 percent of its field goals over its last seven games.

- Only three Tech players have fouled out of a game this season. The fewest disqualifications by fouls by the Yellow Jackets over the past 57 years (1966-67 to the present) is five, by the 2011-12 and 2015-16 teams.

- With Deivon Smith missing his fifth straight game with an ankle injury, Tech used only six players in its rotation for the third straight game.

# TECH NOTEBOOK

## Tech Highs and Lows Under Josh Pastner

<b>Longest winning streak:</b> 8 games (2020-21)
<b>Longest ACC winning streak:</b> 8 games (2020-21)
<b>Longest ACC home winning streak:</b> 11 games (last 6 home games of 2019-20, first 5 of 2020-21, program record)
<b>Longest losing streak:</b> 9 games (2022-23)
<b>Longest ACC losing streak:</b> 9 games (2022-23)
<b>Most points scored in a game:</b> 120 vs. Georgia State (4ot), 11/25/20
<b>Most points scored in a game (regulation):</b> 103 vs. Clayton State, 1/23/2022
<b>Most points scored - ACC game:</b> 96 at North Carolina, 1/4/2020, at Syracuse, 2/28/2023
<b>Fewest points scored in a game:</b> 42 vs. Clemson, 2/6/2019
<b>Fewest points scored - ACC game:</b> 42 vs. Clemson, 2/6/2019
<b>Most points allowed in a game:</b> 123 vs. Georgia State (4ot), 11/25/2020
<b>Most points allowed in a game (regulation):</b> 110 at Duke, 1/4/2017
<b>Most points allowed - ACC game:</b> 110 at Duke, 1/4/2017
<b>Fewest points allowed in a game:</b> 40 vs. Florida A&M, 12/9/2018
<b>Fewest points allowed - ACC game:</b> 51 vs. Syracuse, 1/31/2018
<b>Largest margin of victory:</b> 50 vs. Clayton State (103-53), 1/23/2022
<b>Largest margin of victory - ACC game:</b> 27 at Miami (87-60), 2/20/2021
<b>Largest margin of victory - road game:</b> 27 at Miami (87-60), 2/20/2021
<b>Largest margin of victory - ACC road game:</b> 27 at Miami (87-60), 2/20/2021 (program record)
<b>Largest losing margin:</b> 53 (110-57) at Duke, 1/4/2017
<b>Largest losing margin at home:</b> 43 (86-43) vs. Duke, 1/29/2023
<b>Largest losing margin - ACC game:</b> 53 at Duke, 1/4/2017
<b>Most points allowed in a win:</b> 83 at North Carolina (96-83), 1/4/2020
<b>Most points scored in a loss:</b> 120 vs. Georgia State (4 ot), 11/25/2020
<b>Most points scored in a loss (regulation):</b> 81 vs. Wright State, 12/22/2017
<b>Fewest points scored in a win:</b> 52 vs. Northwestern (52-51), 11/28/2017
<b>Fewest points allowed in a loss:</b> 52 vs. Virginia Tech (52-49), 1/9/2019
<b>Largest deficit overcome to win a game:</b> 17 vs. Notre Dame (1stH-6:47), 2/6/2021
<b>Largest 2nd-half deficit overcome to win a game:</b> 10 vs. Georgia Southern (19-42), 11/26/2021
<b>Largest deficit overcome to win a road game:</b> 15 (4:01-1st) at NC State, 1/15/2019
<b>Largest lead given up in a loss:</b> 16 (15:06-2nd half) vs. St. John's, 12/1/2018
<b>Largest 2nd-half lead given up in a loss:</b> 16 (15:06-2nd half) vs. St. John's, 12/1/2018
<b>Highest FG pct.:</b> 60.7 (34-56) at Georgia, 11/19/2021
<b>Highest FG pct. - ACC game:</b> 59.5 (25-42) at Syracuse, 1/12/2019
<b>Lowest FG pct.:</b> 27.1 (16-59) vs. Florida State, 2/16/2019
<b>Lowest FG pct. - ACC game:</b> 27.1 (16-59) vs. Florida State, 2/16/2019
<b>Highest 3-pt pct.:</b> 62.5 (10-16) at NC State, 1/15/2017; (15-24) vs. Clayton State, 1/23/2022
<b>Highest 3-pt pct. - ACC game:</b> 62.5 (10-16) at NC State, 1/15/2017
<b>Most 3-pt FG:</b> 18 at Syracuse, 2/28/2023 (Tech record)
<b>Most 3-pt FG - ACC game:</b> 18 at Syracuse, 2/28/2023 (Tech record)
<b>Lowest 3-pt pct.:</b> 9.1 (1-11) vs. Clemson, 2/1/2017
<b>Lowest 3-pt pct. - ACC game:</b> 9.1 (1-11) vs. Clemson, 2/1/2017
<b>Highest FG pct. allowed:</b> 59.3 (32-54) at Florida State, 1/24/2018; (32-54) Notre Dame, 2/6/2021
<b>Highest FG pct. allowed - ACC game:</b> 59.3 (32-54) at Florida State, 1/24/2018; (32-54) Notre Dame, 2/6/2021
<b>Lowest FG pct. allowed:</b> 21.6 (16-74) vs. Elon, 11/11/2019
<b>Lowest FG pct. allowed - ACC game:</b> 28.2 (20-71) vs. Florida State, 1/25/2017
<b>Highest 3-pt pct. allowed:</b> 60.0 (12-20) at Louisville, 2/8/2018
<b>Highest 3-pt pct. allowed - ACC game:</b> 60.0 (12-20) at Louisville, 2/8/2018
<b>Lowest 3-pt pct. allowed:</b> 6.7 (1-15) at Hawaii, 11/25/2019
<b>Lowest 3-pt pct. allowed - ACC game:</b> 9.5 (2-21) vs. Duke, 1/26/2019
<b>Highest FT pct.:</b> 95.2 (20-21) vs. Coppin State, 12/27/2017
<b>Highest FT pct. - ACC game:</b> 91.3 (21-23) vs. Pittsburgh, 2/14/2021
<b>Lowest FT pct.:</b> 0.0 (0-3) vs. Pittsburgh, 1/14/2023
<b>Most free throws made:</b> 41 vs. Georgia State, 11/25/2020
<b>Most free throws attempted:</b> 59 vs. Georgia State, 11/25/2020 (program record)
<b>Fewest free throws made:</b> 0 (3 attempts) vs. Pittsburgh, 1/14/2023
<b>Most assists:</b> 29 vs. Kennesaw State, 12/28/2018
<b>Most assists - ACC game:</b> 27 at Syracuse, 2/28/2023
<b>Fewest assists:</b> 5 at Georgia, 12/19/17, at Tennessee, 11/13/2018, at Florida State, 2/2/2019, vs. Boise State, 12/22/2019; vs. USC, 12/18/2021
<b>Most turnovers:</b> 24 vs. Arkansas, 11/25/2019; Ball State, 12/18/2019; LSU, 12/11/2021
<b>Fewest turnovers:</b> 4 at Pittsburgh, 2/21/2023 (Tied Tech record)
<b>Most blocked shots:</b> 16 vs. Southern, 11/14/2016 (Tech record)
<b>Most steals:</b> 15 vs. North Carolina, 12/31/2016; at Syracuse, 1/13/2019; vs. Kentucky, 12/6/2020; vs. Florida State, 3/13/2021

## Player Updates

- Ja'von Franklin put together the fifth triple-double in Tech history, Tech's second in an ACC game, and 37th in ACC history, scoring 14 points with 15 rebounds and 10 assists against Syracuse. His 10th assist came on the Yellow Jackets' last basket of the game, a Miles Kelly jumper with 1:37 on the clock. Tech's last triple-double was accomplished by Iman Shumpert, who had 22 points, 12 rebounds and 11 assists on Jan. 25, 2011 against Virginia Tech.

- Franklin has averaged a double-double over the Yellow Jackets' last eight games (14.9 points and 11.5 rebounds). He has hit 63.3 percent of his shots from the floor (50-of-79) in that span, and also has totaled team-highs of 33 assists, 17 blocked shots and 14 steals.

- Franklin has four double-doubles and one triple-double in his last six games. He has eight double-doubles (including the triple-double) this season.

- Franklin's triple-double at Syracuse is only the second to include at least 15 rebounds by a power conference player since the 2010-11 season, according to Basketball-Reference.com. and the first since Royce Whire of Iowa State did so (10 pts/18 rebs/10 ast) against Texas A&M on Jan. 7, 2012.

- Franklin is the only player to rank in the top 10 in rebound average (8th), steal average (10th) and blocked shot average (4th) in conference games. At 6-7 and 214 pounds, Franklin is out-sized by nearly every ACC center.

- Miles Kelly and Lance Terry, who each made seven three-point field goals at Syracuse, became the first Tech teammates to each make seven or more in the same game.

- Three Jackets — Miles Kelly (30), Lance Terry (24) and Kyle Sturdivant (20) — scored 20 points in the same game for the first time since Michael Devoe, Jordan Usher and Moses Wright did so Jan. 20, 2021 vs. Clemson.

- Lance Terry has played the full 40 minutes in nearly all of Tech's five ACC wins. At Syracuse, he came out for the final 56 seconds when Tech emptied its bench. In those five games, Terry has averaged 19.6 points while connecting on 51.5 percent of his field goals (34-of-66), 54.1 percent of his three-point attempts (20-of-37).

- In eight games since returning from a hamstring injury, Terry has averaged 13.9 points while hitting 47.1 percent of his field goals (40-of-85) and 45.5 percent of his threes (20-of-44).

- Terry has reached double figures in points six times in those eight games, including his season-high-matching 24 points at Syracuse.

- Miles Kelly has reached double figures in five straight games, averaging 20.0 points and hitting 34-of-69 from the floor (49.3 pct.) and 23-of-50 from three-point range (46 pct.). This comes after a stretch in which he scored in double digits just three times in nine games and averaged 9.8 points.

- Kelly's 88.2-percent rate on free throws is 0.5 behind of the Tech record of 88.7 percent by Anthony Morrow in 2005-06. He snapped a streak of 10 straight makes at Syracuse, making 3-of-4 in the game, and had a streak of 24 straight makes that ended Jan. 17 against NC State.

- Kyle Sturdivant has averaged 12.8 points over his last nine games, having reached double figures in six of them, including his career high of 20 points at Syracuse. He has made 17-of-41 from three-point range (41.5 pct.) over that stretch.

- Sturdivant has a 34/14 assist/turnover ratio in his last nine games.

## General Storylines

- **108th season** - Georgia Tech is playing its 108th season of basketball in 2022-23, having compiled an all-time on-court record of 1,434-1,304 (22 wins and one loss from the 2016-17 and 2017-18 seasons were vacated by the NCAA Committee on Infractions).

- **Tech in the ACC** - Tech is playing its 44th season as a member of the Atlantic Coast Conference, having won the

## Scoring Improvement

### Freshman year to sophomore year

Player	+PPG	From	To
Brook Steppe	12.4	6.5 (1978-79)	18.9 (1979-80)
Anthony Morrow	10.3	5.7 (2004-05)	16.0 (2005-06)
Miles Kelly	9.4	4.5 (2001-02)	13.9 (2022-23)
Roger Kaiser*	8.1	14.7 (1958-59)	22.8 (1959-60)
Malcolm Mackey	8.0	7.3 (1989-90)	15.3 (1990-91)
Gani Lawal	7.9	7.2 (2007-08)	15.1 (2008-09)
Matt Harpring	6.5	12.1 (1994-95)	18.6 (1995-96)
Michael Devoe	6.3	9.7 (2018-19)	16.0 (2019-20)
James Forrest	6.2	13.3 (1991-92)	19.5 (1992-93)
Pete Silas*	6.2	11.6 (1950-51)	17.8 (1951-52)
Rich Yunkus*	6.0	24.1 (1968-69)	30.1 (1969-70)
Alvin Jones	5.9	6.8 (1997-98)	12.7 (1998-99)
Brian Oliver	5.3	7.1 (1986-87)	12.6 (1987-88)
B.J. Elder	5.1	9.9 (2001-02)	15.0 (2002-03)

\*Sophomore to junior year (ineligible as freshman)

conference championship in 1985, 1990, 1993 and 2021. Prior to that, Tech competed in the Metro Conference for three seasons from 1975-78, was an independent from 1964-75, and was a member of the Southeastern Conference for 32 years from 1932-64, winning one title in 1938.

- Tech is playing its seventh season under head coach Josh Pastner, who has built the Tech program based on a "get old and stay old" philosophy, elevating the talent level incrementally through ever-improving high school recruiting and attracting transfers who went to high school in the Atlanta area.

- Tech was projected to finish last in the ACC standings by a vote of the conference's official media panel before the season. Last season, Tech was projected to finish 10th and wound up 14th, the first time under Pastner that the Yellow Jackets finished below projections. In the prior three seasons, the Jackets surpassed expectations, having been picked to finish 13th, 12th and ninth, respectively, before eventually finishing 10th, fifth and fourth in the regular season.

- Tech's eight returning scholarship players from 2021-22 combined to start 100 games in 2021-22, and logged 53.8 percent of the minutes played.

- Four seniors, all rotation players, completed their Tech careers in 2021-22 and graduated in May. Michael Devoe (Ontario c/ippers/G League) and Jordan Usher (Turkey) are playing professional basketball. Khalid Moore (Fordham) and Bubba Parham (Samford) elected to pursue graduate transfer opportunities for their final season of eligibility.

## Jackets At-A-Glance

Georgia Tech returned eight players who logged significant playing time during 2021-22, as it looked to replace the scoring punch of Michael Devoe and Jordan Usher, who combined to average more than 32 points per game in the Yellow Jackets' 12-20 campaign.

Among the eight key letterwinners returning are two starters from the 2021-22 squad, both seniors in 6-3 point guard Kyle Sturdivant (7.6 ppg, 2.3 apg) and 6-11 center Rodney Howard (6.5 ppg, 5.1 rpg), as well as the backup point guard, 6-1 junior Deivon Smith (5.7 ppg, 2.0 apg) and a rising trio of sophomore perimeter players in 6-6 Dallan "Deebo" Coleman (6.2 ppg), 6-6 Miles Kelly (4.5 ppg) and 6-7 Jalon Moore (2.8 ppg). Junior 6-2 guard Tristan Maxwell and 6-8 junior forward Jordan Meka return to provide additional depth.

Pastner and his staff augmented the eight returnees with a pair of transfers in 6-2 guard Lance Terry (14.3 ppg at Gardner-Webb) and 6-7 forward Ja'von Franklin (12.2 ppg, 7.8 rpg at South Alabama), and over the summer signed a pair of international players - 6-8 forward Freds Pauls Bagatskis from Latvia and 7-foot center Cyril Martynov of Canada.

## TECH NOTEBOOK

## The Last Time a Jacket...

## Scored 30 or more points:

Miles Kelly, 30 at Syracuse, 2/28/2023

## Led Tech in scoring off the bench:

Deivon Smith, 15 at Wake Forest, 2/11/2023

## Grabbed 15 or more rebounds:

Ja'von Franklin, 15 at Syracuse, 2/28/2023

## Had 10 or more assists:

Ja'von Franklin, 10 at Syracuse, 2/28/2023

## Had a point/assist double-double:

Kyle Sturdivant, 11 pts/10 ast vs. Syracuse, 2/25/2023

## Had a point/rebound double-double:

Ja'von Franklin, 21 pts/10 reb vs. Louisville, 2/25/2023

## Had a triple-double:

Franklin, 14 pts/15 reb/10 ast at Syracuse, 2/28/2023

## Played 40 minutes in regulation:

Lance Terry vs. Louisville, 2/25/2023

## Played every minute of an overtime game:

Jose Alvarado (45 minutes/1 OT) vs. Duke, 3/2/2021

## Played every minute of a multiple-OT game:

Matt Harpring (50 minutes/2 OT) vs. North Carolina, 2/9/1998

## The Last Time the Jackets...

## Scored 100 or more points:

vs. Clayton State (103-53) on 1/23/2022

## Scored 100 or more points in regulation:

vs. Clayton State (103-53) on 1/23/2022

## Scored 100 or more points in consecutive games:

vs. Jackson State (100-70) on 11/13/2006, Georgia State (103-74) on 11/16/2006

## Scored 100 or more points twice in one season:

vs. Cornell (116-81), 11/13/2015, Green Bay (107-77) on 11/19/2015

## Allowed 100 or more points:

vs. Georgia State (120-123) on 11/25/2020

## Allowed 100 or more points in regulation:

vs. Duke (110-57) on 1/4/2017

## Shot 60 percent or better:

.607 (34-56) at Georgia, 11/19/2021

## Failed to make a three-point basket:

0-for-12 vs. Virginia, 1/22/2015

## Did not allow a three-point basket:

0-for-11 vs. Pittsburgh, 3/5/2016

## Failed to make a free throw:

0-for-3 vs. Pittsburgh, 1/14/2023

## Grabbed 50 or more rebounds:

52 vs. Clayton State, 11/7/2022

## Multiple players had a double-double:

Ja'von Franklin (12 pts/12 reb) and Deivon Smith (16 pts/10 reb) at Notre Dame, 1/10/2023

## Multiple players had 10 or more rebounds:

Rodney Howard (10) and Jordan Usher (13) at Syracuse, 2/21/2022

## Had 25 or more assists:

27 at Syracuse, 2/28/2023

## Blocked 10 or more shots:

10 vs. Northern Illinois, 1/17/2022

## Had 15 or more steals:

15 vs. Florida State, 3/13/2021

## Had fewer than 10 turnovers:

8 at Syracuse, 2/28/2023

## Had 5 or more players in double-figures in points:

Deebo Coleman (21), Miles Kelly (15), Lance Terry (14), Kyle Sturdivant (10), Ja'von Franklin (10) vs. Virginia Tech, 2/15/2023

## Had 6 players in double-figures in points:

Tristan Maxwell (18), Jalon Moore (15), Kyle Sturdivant (13), Lance Terry (13), Rodney Howard (11), Miles Kelly (10) vs. Alabama State, 12/17/2022

## Had two or more players score 20 points:

Lance Terry (24), Miles Kelly (20) vs. Miami, 1/24/2023

## Had three or more players score 20 points:

Miles Kelly (30), Lance Terry (24), Kyle Sturdivant (20) at Syracuse, 2/28/2023

## Had no player score 10+ points:

Virginia (57-28 loss), 1/22/2015

## Allowed no player to score 10+ points:

Hawaii (73-40 win), 12/25/2019

## Had no player play 30 minutes:

vs. Alabama State (96-60 win), 12/17/2022

## Won by 30 or more points:

Alabama State (96-60), 12/17/2022

## Won by 40 or more points:

Kentucky State (98-50), 1/30/2010

## Won by 50 or more points:

Clayton State (103-53), 1/23/2021

## Lost by 30 or more points:

at Notre Dame (90-56), 2/26/2022

## Played an overtime game:

Notre Dame (lost 73-72), 1/10/2023

## Defeated a Top 10 team:

#5/5 Louisville (64-58), 2/12/2020

## Defeated a Top 25 team:

#15/13 Florida State (80-75), 3/13/2021

## Defeated a Top 10 team on the road:

#17/7 Syracuse (67-62), 3/4/2014

## Defeated a Top 25 team on the road:

#16/15 Virginia Tech (69-53), 2/23/2015

## Had a game postponed (subsequently rescheduled and played):

Syracuse, 12/29/2021 (COVID), played on 2/21/2022

## Had a game cancelled:

Alabama A&amp;M, 12/23/2021 (COVID)

## Program Trends

• **Less experienced** - According to KenPom.com, Tech ranks No. 261 nationally in Division I experience (average 1.54 years per player) and No. 148 in minutes continuity (46.8 percent), a measure of playing minutes from 2021-22 carrying over to 2022-23. That's significantly lower than last season's team - No. 162 (average 1.99 years per player) and No. 149 in minutes continuity (52.3 percent), and far below the ACC Championship team of 2021 - No. 4 (2.54 years) and 10 (75.2), respectively.

• **Two fouls in the first half?** No problem. Georgia Tech ranks No. 4 in the nation in two-foul participation at 57.8 percent, a measure of percentage of available minutes played by players with two fouls. No power conference teams rank higher. Yet Tech has had only three players foul out of a game this season. Tech has ranked No. 6 or higher each of the last five years, leading the nation in this category in 2020 and 2021.

• **Bench minutes** - Josh Pastner has expanded his rotation in the last two seasons, ranking No. 160 in minutes played by its reserves (31.7 percent) this season, after coming in at No. 239 (28.4 percent) in 2021-22. Tech's minutes have been spread more evenly than at anytime in Pastner's tenure, with only two players averaging 30 minutes, and nine averaging 11 or more minutes per game.

## Pastner's Key Metrics

• **Assists to made field goals:** The Jackets have assisted on 54.3 percent of their field goals this season (56.8 percent in ACC games), and ranks No. 117 in the nation, according to KenPom.com. Tech has been as high as 50 percent in 19 games. Tech's nightly goal is to assist on 60 percent of its made field goals, which Tech has met eight times this season.

• **Free throws made to opponents' attempts:** Tech went 8-of-10 from the free throw line to Syracuse's 18-of-20. Tech's goal each night is to make more free throws than the opponent attempts, which it has done in six games. This season, Tech has scored 9.9 points per game from the foul line, just 8.5 per ACC game. Tech has been outscored at the stripe by 4.9 points per ACC game. The Yellow Jackets have scored 14.2 percent of their points at the stripe (No. 344 in the nation), 12.8 percent in ACC games.

• **Turnovers:** Tech has an even turnover margin this season (one turnover fewer than its opponents), and has won the turnover battle 15 times in 30 games (three ties), primarily because opponents are committing an average of just 11.1 per game. Tech's turnover rate of 11.1 per game is its best since turnovers have been tracked (1992-93 season). The Jackets are minus-1.7 in ACC games (ACC foes have turned the ball over just 10.1 times per game). Tech's target is 11 or fewer each night, which it has met 19 times this season (compared to 13 times last season). Under Pastner, when Tech has committed

fewer turnovers than its opponent, it is 58-40. When it has committed more, it is 45-61.

• **Guard rebounding:** Tech's perimeter players grabbed 12 of its 24 defensive rebounds against Syracuse and has taken 494 of 735 for the season (67.2 percent), compared to 77.1 percent of the total defensive rebounds last season.

## Early Development

The 2021-22 season represented the most extensive college experience that most of the players on Georgia Tech's roster had accumulated. Of the 12 players who saw rotation minutes for Georgia Tech, only seniors **Michael Devoe**, **Jordan Usher**, **Khalid Moore** and **Bubba Parham** had extensive experience entering the season, and all have graduated.

*Tech ranks No. 262 in the nation in Division-I experience (1.53 years on average) according to KenPom.com, a metric that takes into account the players' class weighted by minutes played in previous seasons. That ranks 13th in the ACC. Only Syracuse, Duke and Louisville have less experience by that measurement.*

*Notre Dame (3), Virginia (4), Pittsburgh (17), North Carolina (25), Miami (27), NC State (46) and Wake Forest (60) all have D-I experience averages above 2.5 years.*

Tech's top eight returning players combined to start only 69 games last season, **Kyle Sturdivant** and **Rodney Howard** combined for 53 of those starts after having started a total of 12 games previously.

Incoming transfers **Ja'von Franklin** and **Lance Terry** started 31 games each last season at South Alabama and Gardner-Webb, respectively, but only six combined before that. They represent the top two career scorers on the Yellow Jackets roster - Terry beginning the season with 598 points and Franklin with 419. Sturdivant was Tech's top returning scorer with 376.

## Two-point (guard) conversion

**Kyle Sturdivant** and **Deivon Smith** split the point guard duties nearly evenly in 2021-22 in the wake of the departure of Jose Alvarado, with Sturdivant making 28 starts. Both started together in the first five games this season, but have split minutes for the most part since then.

They have combined for 180 assists against 80 turnovers, a ratio of better than 2-to-1, and have combined to score 14.5 points and record 6.0 assists per game. They had split games started and points scored nearly evenly until the last five games when Smith was sidelined.

Last season, seldom playing together, they combined to average 11.9 points and 3.8 assists over 32 games, while compiling a 121:80 assist/turnover ratio. Sturdivant started 28 games, while Smith started five.

Smith missed the last six games of the 2021-22 season under concussion protocols. Sturdivant averaged more than 32 minutes in Smith's absence.

## Tech All-Time vs. the ACC

Opponent	Overall	in ACC	Tourney	In McCamish Pavilion	In Opponent Current Venue	Current Streak
Boston College	18-12	14-11	1-3	4-1	5-6	Won 4
Clemson	67-77	39-54	4-1	6-5	9-42	Lost 3
Duke	24-77	20-65	3-7	1-5	5-38	Lost 2
Florida State	32-45	22-31	1-2	3-3	9-18	Lost 1
Louisville	15-26	2-10	0-1	2-4	0-5	Won 1
Miami	13-16	11-15	1-1	3-4	4-7	Won 1
North Carolina	27-72	25-58	5-4	1-5	5-27	Lost 3
NC State	44-58	36-44	3-3	2-4	7-11	Lost 1
Notre Dame	13-15	7-13	0-1	7-3	1-10	Won 1
Pittsburgh	12-7	7-7	0-1	5-2	2-4	Lost 2
Syracuse	8-9	6-6	--	4-2	3-5	Won 1
Virginia	40-47	38-46	5-5	2-5	1-10	Lost 10
Virginia Tech	9-22	7-18	1-3	3-5	2-11	Won 1
Wake Forest	46-42	45-40	0-4	6-1	10-21	Lost 2

# TECH NOTEBOOK

## Tech in the NBA / G League

Player (years at Tech)	Team
Jose Alvarado (2017-21)	New Orleans Pelicans
James Banks III (2018-20)	Texas Legends
Michael Devoe (2018-22)	Ontario Clippers
Derrick Favors (2009-10)	free agent
Josh Okogie (2016-18)	Phoenix Suns
Thaddeus Young (2006-07)	Toronto Raptors

*\*waived by Houston prior to the beginning of the season*

## Tech Alumni Elsewhere

Player (years at Tech)	Current/Most Recent Team
Tony Atkins (1998-2002)	SK Knights (South Korea)
Brandon Alston (2017-19)	Batumi (Georgian Superleague)
Alade Aminu (2005-09)	Gigantes de Carolina (Puerto Rican BSN)
Will Bynum (2004-06)	Bivouac/Big 3 (USA)
Demarco Cox (2014-15)	Quimper (France)
Mouhammad Faye (2006-08)	Promithias (Greece)
Marcus Georges-Hunt (2012-16)	Kuwait (Kuwait DI)
Dion Glover (1997-99)	Bivouac/Big 3 (USA)
Trae Golden (2013-14)	Bahcesehir Koleji Istanbul (Turkey)
Abdoulaye Gueye (2014-19)	Samsunspor (Turkish BTL)
Josh Heath (2014-17)	Leuven Bears (Belgium)
Evan Jester (2018-20)	Team Miami (Eurobasket S League)
Tadic Jackson (2014-18)	Sentjurj (Slovenia)
Ben Lammers (2014-18)	ALBA Berlin (Germany)
Gani Lawal (2007-10)	Rina Basket (Russia Superleague I)
Anthony McHenry (2001-05)	Shinshu BW (Japan)
Daniel Miller (2009-14)	Levanga Hokkaido Sapporo (Japan)
Charles Mitchell (2014-16)	Obera (Argentinian La Liga)
Anthony Morrow (2004-08)	Bivouac/Big3 (USA)
Zachery Peacock (2006-10)	FOS Provence (France)
Shembari Phillips (2018-20)	Baskets Koblenz (Germany)
Glen Rice, Jr. (2009-12)	Power (Big3)
Robert Sampson (2013-15)	Tokyo HT (Japan B3 League)
Avi Schafer (2017-19)	Mikawa Sea Horses (Japan)
Adam Smith (2015-16)	Bilbao (Spain)
Jeremis Smith (2004-08)	Biqua (Uruguay)
Jordan Usher (2019-22)	Besiktas Basketbol (Turkey)
James White (2015-16)	Mauricio Baez (Dominican Republic)
Moses Wright (2017-21)	Zhejiang Golden Bulls (China)

## Former Tech Players in Coaching

Player (years at Tech)	Current Position
Kenny Anderson (1989-91)	Fisk University HC
Ty Anderson (2006-09)	Wofford AC
Rod Balanis (1990-94)	Howard AC
Anthony Byrd (1981-84)	Knightdale (N.C.) HS HC
Shaun Fein (1999-2001)	L.A. Clippers AC
Jarrett Jack (2002-05)	Phoenix Suns AC
Winston Neal (1999-01)	Columbia State (Tenn.) HC
Fred Vinson (1992-94)	New Orleans Pelicans AC
Mfon Udofia (2009-13)	College Park (G League) AC

## Former Tech Coaches in Coaching

Coach (years at Tech)	Current Position
Amir Abdur-Rahim (2011-12)	Kennesaw State HC
Sherman Dillard (1988-94)	Iowa AC
Chad Dollar (2011-16)	Cincinnati AC
Bruce Evans (2012-16)	North Florida AC
Brian Gregory (2011-16)	South Florida HC
Tavaras Hardy (2016-18)	Loyola-Maryland HC
Paul Hewitt (2000-11)	Ontario (G League) HC
Chris Kreider (2007-09)	SMU AC
Darryl LaBarrie (2010-11, 2016-18)	Ontario (G League) AC
Robert McCullum (2010-11)	Florida A&M HC
Mamadou N'Diaye (2014-16)	Central Florida AC
Billy Schmidt (2011-14)	Chicago Bulls AC
Cliff Warren (2000-05)	SMU AC
Charlton Young (2005-09)	Florida State AC

## Sophomore Boost

Georgia Tech's sophomore class - Miles Kelly, Deebo Coleman and Jalon Moore - who comprised a 2021 signing class ranked 28th in the nation, are expectedly developing into the core group for the Yellow Jackets.

They currently occupy three of the top five spots in scoring on the Jackets' stat sheet, accounting for 45.6 percent of the team's points (45.3 percent in ACC games). They have combined for 43.4 percent of the shots taken from the floor (45.0 percent in ACC games).

Coleman, a Memphis native who was named Mr. Basketball in the state of Florida following his senior year at West Nassau HS, is the highest rated prospect (No. 48) to sign with the Yellow Jackets under Josh Pastner. Kelly, a Stone Mountain, Ga., native who attended Hargrave Military Academy in Virginia following high school, was rated No. 87. Moore was a 3-star prospect out of Birmingham, Ala., ranked No. 120.

## Kelly's Leap

The player who has taken the biggest leap from one year to the next this season for Georgia Tech is undoubtedly sophomore Miles Kelly. The 6-6 guard has emerged as one of the ACC's better scorers and one of its top three-point shooters.

Only three players in Tech history have managed to increase their scoring averages by 10 or more points year-over-year, and Kelly is within a reasonable range of becoming the fourth, having raised his norm by 8.9 points from his freshman season.

Kelly's points-per-game improvement in his scoring average is the fourth-best in the ACC this season.

He also currently has the third-highest scoring increase among Tech sophomores from their freshman seasons.

## DOUBLE-DIGIT SCORING IMPROVEMENT\*

Player	+PPG	From	To
Brook Steppe	12.4	6.5 (1978-79)	18.9 (1979-80)
Ben Lammers	10.3	3.6 (2015-16)	14.2 (2016-17)
Anthony Morrow	10.3	5.7 (2004-05)	16.0 (2005-06)
<b>Miles Kelly</b>	<b>9.4</b>	<b>4.5 (2001-02)</b>	<b>13.9 (2022-23)</b>

*\*from one season to next*

## Wire-to-Wire

Though he employed a tight playing rotation in his first five seasons at Georgia Tech, reminiscent of the way Bobby Cremins coached the Yellow Jackets over his 19 seasons, head coach Josh Pastner has expanded his rotation since the beginning of last season, utilizing nine players on a regular basis, sometimes 10, reflecting deeper talent on the Tech roster.

Only one of Pastner's Tech teams (2018-19) has ranked higher in bench minutes than this year's squad - No. 160 nationally at 31.7 percent, and Tech's rate is above the national average for the second time in Pastner's tenure.

Tech's minutes have been spread more evenly this season than at anytime in Pastner's term; only two players average as many as 30 minutes per game, and nine average more than 11.

However, over Tech's last seven ACC games, the rotation has shortened to 6 or 7 players, with the five starters playing nearly 82 percent of the minutes.

A Yellow Jacket played all 40 minutes of a game six times this season (Lance Terry vs. Miami, Notre Dame and Virginia Tech; Deebo Coleman vs. Syracuse and Pitt, Ja'von Franklin vs. Pitt). Miles Kelly is the highest ranked Tech player in usage rate (79.6 pct., No. 312 nationally), according to KenPom.com. For comparison, Jose Alvarado had a 90.5-percent usage rate and ranked 24th nationally in 2020-21, and Michael Devoe had an 82.5-percent usage rate and ranked No. 188 last season.

Also, Tech's bench has contributed more points than its opponent in 16 of 29 games this season, and ranks No. 3 in the ACC in that stat at 18.7 points per game.

## BENCH MINUTES UNDER PASTNER

Year	Pct.	Nat'l Rank	Natl Avg.
2022-23	31.7	160	30.7
2021-22	28.4	239	30.7
2020-21	20.1	336	31.0
2019-20	26.5	267	30.3
2018-19	33.5	89	30.3
2017-18	30.1	210	31.5
2016-17	24.6	323	31.9

## Extending its Range

Georgia Tech has lived and succeeded by playing excellent defense during its time under Josh Pastner, and also has steadily improved offensively over that time as the Yellow Jackets acquired better outside shooters.

Tech has posted its highest national rankings the last two-plus seasons in both percentage of field goal attempts taken from beyond the three-point arc and in percentage of points scored on three-pointers.

## 3-POINT RELIANCE UNDER PASTNER

Percentage of 3FA/FGA according to KenPom.com and percentage of points scored from 3-point FG

Year	3PA/FGA	Rank	%Points	Rank
2022-23	38.2	153	34.9	97
2021-22	34.6	251	30.5	204
2020-21	36.4	202	29.6	205
2019-20	29.6	324	22.5	336
2018-19	33.4	303	25.3	326
2017-18	27.7	335	22.3	336
2016-17	24.6	349	20.1	345

## Assisted Living

Georgia Tech coach Josh Pastner preached and prodded his Yellow Jackets on ball and player movement and hard cutting from the first time he got his team on the practice court. His primary measuring stick on how well the Jackets perform offensively is their ratio of assists to made field goals.

Until the current season, Tech has consistently been above the national average and maintained a high rate in ACC games. The Yellow Jackets finished the 2021-22 season ranked No. 122 at 53.1 percent. The Jackets finished the 2020-21 season No. 53 nationally at 57.1 percent and held the second-highest mark in ACC games only (58.8 pct.).

Tech has improved its assist/made FG ratio in conference play this year, assisting on 56.8 percent of made field goals this season (No. 4 in the ACC).

**Tech's top assists-to-made field goals ratios:** 1987-88 - 68.3; 1988-89 - 65.9; 1986-87 - 65.8; 1992-93 - 65.0; 1985-86 - 64.8; 2000-01 - 62.9; 1999-00 - 62.9; 2016-17 - 62.6.

## ASSISTS TO MADE FG UNDER PASTNER

Year	A/FGM	Nat'l Rank	Natl Avg.	Vs. ACC
2022-23	54.1	88	51.0	56.8
2021-22	53.1	122	50.9	53.1
2020-21	57.1	53	51.8	58.8
2019-20	53.3	139	51.5	58.0
2018-19	57.4	46	51.9	56.4
2017-18	54.3	119	52.3	53.9
2016-17	62.4	13	52.4	63.2

# TECH NOTEBOOK

## Media Guidelines

The Yellow Jackets' student-athletes and coaches are generally available to the media prior to each game during the season, typically before a practice. The practice schedule varies once the season begins, and media sessions will be scheduled and announced weekly.

**Georgia Tech's practices are closed to the public and the media.**

Interview requests with student-athletes that need to be conducted at other times must be made through Mike Stamus in the communications office at least 24 hours in advance. These interviews will be scheduled around the student-athletes' availability and class schedule.

Media are asked not to contact student-athletes directly either by phone, text, social media or e-mail; they are instructed to refer media to the communications office. Every effort will be made to make players available when requested. Players are not available on game days until after the game.

## Interviewing Coach Pastner

Media wishing to speak with Coach Pastner at times other than scheduled media availabilities must notify Mike Stamus in the communications office in advance to make or confirm arrangements. He also is available each Monday on the ACC Teleconference.

## Post-Game Protocol

Post-game press conferences for home games will be held in person in the Shah Media Room across from the press box on the upper concourse of McCamish Pavilion.

Georgia Tech head coach and selected players will appear in the room following a cooling off period. The visiting team's head coach will also appear if that institution chooses to. If not, the visiting team coach will conduct his press conference virtually, and links will be provided to the media.

## Josh Pastner Radio Show

Head coach Josh Pastner's weekly radio show airs each Monday from 7-8 p.m. on "680 the Fan" and 93.7 FM, beginning in December.

## ACC Coaches Weekly Teleconference

The 15 ACC head basketball coaches will be featured on weekly Monday virtual teleconferences during the 2022-23 season, beginning Jan. 9 and continuing through the last Monday in February. Each coach will have 10 minutes to make an opening statement and answer questions. There will be an instant replay of each teleconference on the Conference's internet site TheACC.com each Monday afternoon.

Coaches whose teams play on Monday in January and February are not required to participate in that day's call. Coaches who do not have a Monday game - Georgia Tech is one - will be on every Monday at the same time. The teleconference schedule for each Monday will differ for the other head coaches, depending on what teams play that Monday night.

Contact Andy Fledderjohann at the ACC media relations office (afledder@theacc.org) for the call-in number and for questions on the schedule.

## Build the Wall

Due to its ability to play creative versions of both zone and man-to-man to keep opponents off-balance, Georgia Tech has been able to rely on its mixture of defenses to win games over Josh Pastner's tenure at Tech.

Tech, which lacks frontcourt size (only one rotation player taller than 6-7), currently sits at No. 143 (104.3 points per 100 possessions), according to KenPom.com, its lowest ranking and highest efficiency rating since the website began tracking in 1997.

Tech also leads the ACC in three-point percentage defense and ranks No. 21 nationally.

### ACC ALL-DEFENSIVE TEAM PLAYERS UNDER PASTNER

2017	Ben Lammers, C (Defensive Player of the Year)
2018	Ben Lammers, C
2019	James Banks III, C
2020	James Banks III, C
2021	Jose Alvarado, G; Moses Wright, C (Defensive POY)

## Building Depth

The upward progress of Georgia Tech's program is evident in the development of its recruiting classes under head coach Josh Pastner, each of whom has played significant minutes and made significant contributions on the ACC level. Though not highly-rated in terms of rankings, the players have a wide range of skills and have developed into consistent conference-level performers for the next couple of years.

Evidence of that is apparent in the fact that Pastner has consistently played eight to 10 players in his rotation during the 2021-22 season after generally keeping Tech's rotation to no more than seven or eight in his first five seasons. Eight Yellow Jackets averaged double-digit minutes in ACC play this season.

a. The 2017-18 class of Jose Alvarado, Evan Cole and Moses Wright combined to start 205 games (Cole graduated and transferred after the 2020-21 season). Alvarado and Wright started every game of the 2020-21 season (except for the NCAA Tournament game against Loyola which Wright missed) and were the Jackets' top two scorers and played the most minutes. Wright became Georgia Tech's first ACC Player of the Year since 1990, and Alvarado was named the ACC's Defensive Player of the Year.

b. The 2018-19 class of Michael Devoe, Khalid Moore and Kristian Sjolund combined to start 213 games (Sjolund redshirted before transferring to UTEP after the 2019-20 season). Devoe started 106 games over his four seasons, was the Jackets' No. 3 scorer in 2020-21 and No. 1 in 2021-22, was named the ACC Tournament MVP in 2021 and third-team All-ACC in 2021-22. Moore started 63 games in his career and was a key contributor in ways that don't always show up in the box score.

c. James Banks III, who transferred from Texas, and Jordan Usher, a transfer from Southern California, started 54 games, contributed 17.7 points, 12.0 rebounds and played 56.2 minutes per game in 2019-20. Banks moved on to play professionally and is in the G League with the Dallas Mavericks affiliate in Texas, while Usher started all but one game over two-plus seasons and was the Jackets' No. 2 scorer in 2021-22.

d. Next up - Tech's 2021 signing class of Deebo Coleman, Miles Kelly and Jalon Moore, a class ranked as high at No. 28 nationally, served notice as the core of the team the next few years. They combined to average 40 minutes and 8.3 points per game in 2021-22, and are averaging 83 minutes and 33.7 points per game combined this season.

## Five-Star Player Development

Notable player development successes over the past four seasons include Josh Okogie, Ben Lammers, Tadic Jackson, Abdoulaye Gueye, James Banks III, Jose Alvarado, Moses Wright and Michael Devoe, who maximized their skill sets and

## Career Games With ...

Led Tech in Points	2022-23	Career
Deebo Coleman	3	4
Ja'von Franklin	4	4
Miles Kelly	9	10
Tristan Maxwell	2	3
Jalon Moore	3	3
Deivon Smith	4	4
Kyle Sturdivant	2	3
Lance Terry	5	5

Led Tech in Rebounds	2022-23	Career
Rodney Howard	4	11
Ja'von Franklin	15	15
Jalon Moore	8	8
Deivon Smith	4	4

Double-Figure Points	2022-23	Career
Deebo Coleman	12	19
Ja'von Franklin	17	+37
Rodney Howard	3	14
Miles Kelly	22	25
Tristan Maxwell	2	3
Jalon Moore	13	14
Deivon Smith	10	21
Kyle Sturdivant	12	24
Lance Terry	12	#45

+includes 22 at South Alabama; #includes 33 at Gardner-Webb

20-plus Points	2022-23	Career
Deebo Coleman	1	1
Ja'von Franklin	1	+4
Miles Kelly	5	5
Tristan Maxwell	-	1
Kyle Sturdivant	1	1
Lance Terry	2	#6

+includes 3 at South Alabama; #includes 5 at Gardner-Webb

30-plus Points	2022-23	Career
Miles Kelly	1	1

10-plus Rebounds	2022-23	Career
Ja'von Franklin	8	+17
Rodney Howard	3	6
Deivon Smith	3	4

+includes 9 at South Alabama

Double-Doubles	2022-23	Career
Rodney Howard	2	5
Ja'von Franklin	8	+16
Deivon Smith	3	3
Kyle Sturdivant	*1	*1

+includes 8 at South Alabama

\*points and assists

Triple-Doubles	2022-23	Career
Ja'von Franklin	1	1

## Tech Among ACC Leaders

All Games	Player	#	Rank
Assist/TO ratio	Deivon Smith	2.78	3
Blocks per game	Ja'von Franklin	1.62	4
Rebounds per game	Ja'von Franklin	7.2	8
Off. rebs. per game	Ja'von Franklin	3.03	3
3-pt FG per game	Miles Kelly	7	2.57
3-pt FG made	Miles Kelly	68	7
3-pt FG attempts	Miles Kelly	192	7



# TECH NOTEBOOK

## McCamish Pavilion 411

**Name:** McCamish Pavilion (mc-CAM-ish), named for Atlanta insurance executive Hank McCamish who gave the lead gift for the facility

**Capacity:** approximately 8,600 (6935 court level, 1665 balcony level)

**Cost:** \$50 million

**Contractor:** Whiting-Turner

**Architect:** Populous

**Cremins Court:** the court remains named for the former Tech head coach

**Alexander Courtyard:** located at the Fowler Street entrance, honors the former Tech director of athletics and the history of the former Tech home arena named for him

**Grand entrance:** 10th and Fowler Streets, foyer includes graphic representations of retired jerseys and Tech's two Final Four appearances

**Other entrances:** West entrance off Fowler Street (students and media), East entrance from main arena parking (for club patrons)

**Features:** center-hung scoreboard and video boards, mezzanine fascia ribbon boards, theatrical lighting, primarily chairback seating, club area

## Facts and Dates

- 2,500 cubic yards of concrete removed
- 3,000 cubic yards of concrete installed
- 500 tons of new steel installed
- Over 1 mile of new railing installed
- 20,000 gallons of paint used
- 2,000 feet of new mechanical piping
- 2,500 feet of new ductwork
- \$4M in new audio-visual and scoreboards
- 50 TV's throughout the concourse and Callaway Club
- Farthest distance material has traveled to get on site: 4,835 miles
- Shortest distance material has traveled to get on site: 1 mile
- Number of Tech alumni involved in the project: over 100
- Number of days construction took: 520
- Number of 1950's old style Coke bottles found while installing the underground foundations: 11
- Number of new staircases: 13
- Number of new sports lights for the competition floor: Over 300
- 270-degree court view from concourse

**Groundbreaking:** May 5, 2011

**Opening:** October, 2012

**First public event:** Oct. 21, 2012 - Jacket Jam (men's and women's scrimmages)

**First men's game:** Nov. 9, 2012 vs. Tulane

**Head coaches:** Brian Gregory of Georgia Tech, Ed Conroy of Tulane

**Officiating crew:** Karl Hess, Gary Maxwell, Raymond Styons

**TV announce crew:** Tom Werme, Cory Alexander (ACC Network, syndicated over-the-air iteration)

**First Tech points:** Marcus Georges-Hunt (2 FT, 18:13, 1st half)

**First basket:** Tulane's Josh Davis (18:44, 1st half)

**Attendance:** 8,600 (sellout)

**First women's game:** Nov. 11, 2012 vs. Tennessee

*Tech played 55 seasons in Alexander Memorial Coliseum, compiling a record of 556-194 (.741). Miami was the last team to play Tech there, a game Tech won, and was the first ACC team to play in McCamish Pavilion, which Miami won. For the 2011-12 season, Tech played its home games at Philips Arena and the Arena at Gwinnett.*

their production under the current coaching staff.

**Josh Okogie** went from being ranked 11th in the state as a HS senior to a first-round NBA draft pick. Gueye, a 6-9 forward, developed from a project player into an ACC-level contributor in the first two seasons with the current staff, and is now in his fourth season with the Minnesota Timberwolves. Graduate transfer Brandon Alston had similar statistical numbers at the ACC level as he compiled in two seasons at Lehigh, and is now playing professionally overseas.

**James Banks III**, a 6-10 center, made the ACC's All-Defensive team twice in two years and finished his career No. 8 in blocked shots at Tech.

**Jose Alvarado**, a three-star guard out of Brooklyn, N.Y., who started as a freshman, improved his scoring, shooting and ballhandling every year as a Yellow Jacket, finishing his career with 1,429 points and ranking among the top 10 in Tech history in assists, steals and three-point field goals. He became the ACC's Defensive Player of the Year and a second-team All-ACC choice in 2021, and is now on the roster of the NBA's New Orleans Pelicans.

**Moses Wright**, an unheralded and unrated prospect from Raleigh, N.C., became a stalwart in the Tech lineup as a junior and the ACC Player of the Year as a senior. The 6-9 forward was Tech's leading scorer and rebounder on an ACC Championship squad and also made the conference all-defensive team. He was signed to the Los Angeles Clippers G League affiliate as a free agent, then signed a two-way contract with the Dallas Mavericks midway through the 2021-22 season.

**Michael Devoe**, a four-star prospect out of Orlando, Fla., came to Tech as a heralded scorer and outside shooter, but developed into a much more rounded player by his senior year, when he led the Jackets in scoring and assists and was the team's third-leading rebounder and second-leading steal artist. As a senior, he was one of only nine players in Division I to average 17.9 points, 4.9 rebounds, 3.1 assists and 1.4 steals. Devoe played in the L.A. Clippers' summer league team and currently plays for its G League team.

## Winning Starts at Home

Georgia Tech and head coach Josh Pastner have worked to make McCamish Pavilion a real homecourt advantage for the program, and the Yellow Jackets made a good start on that by setting a program record for wins at home (17) in 2016-17, including a 7-2 ACC record and two NIT victories.

Tech is 37-29 against ACC teams at home under Pastner, and that includes a 9-11 mark against ranked opponents.

Tech is 80-42 at McCamish Pavilion under Pastner, 123-68 since the building opened for the 2012-13 season.

## Welcome to The Hank

Georgia Tech has played 10 seasons in McCamish Pavilion, which was essentially brand new when it opened for the 2012-13 season. The only physical elements of McCamish Pavilion that remain from the venerable Alexander Memorial Coliseum are the roof and the 32 steel ribs that support it.

The capacity of McCamish Pavilion is 8,600, including 1,665 seats in the new balcony level and 6,935 seats in the lower seating bowl. There are no suites, but there is a club area that seats 500. Alexander Memorial Coliseum seated 9,191 spectators in its final configuration.

The most impressive features of McCamish Pavilion are its grand entrance, which fronts 10th and Fowler Streets, the ability for patrons to view the court from the main concourse all the way around, and the theatrical lighting system, which concentrates light on the court while leaving the seating areas dark, modeled after the Staples Center in Los Angeles and Madison Square Garden in New York.

Tech played 55 seasons in Alexander Memorial Coliseum, compiling a record of 556-194 (.741). Miami was the last team to play Tech in Alexander Memorial Coliseum, a game Tech won, and was the first ACC team to play in McCamish Pavilion on Jan.

## Offense/Defense Under Pastner

**Source:** KenPom.com (Nat'l rank in parentheses)

Year	Tempo	Off. Eff.	Def. Eff.
2022-23	67.1 (200)	104.0 (208)	104.3 (143)
2021-22	68.0 (117)	100.4 (225)	99.2 (110)
2020-21	67.3 (223)	113.7 (22)	96.2 (68)
2019-20	70.0 (88)	103.0 (171)	91.8 (16)
2018-19	66.8 (225)	101.7 (228)	96.5 (43)
2017-18	66.1 (227)	103.6 (197)	98.7 (61)
2016-17	68.2 (179)	100.0 (259)	91.0 (6)

5, which Miami won. For the 2011-12 season, Tech played its home games at Philips Arena and the Arena at Gwinnett.

## Three Tech Alumni on NBA Rosters

Since 1982, Georgia Tech has produced 19 first-round NBA draft picks and 46 draft picks overall. A total of 42 Georgia Tech alumni have played in the NBA.

Three former Georgia Tech players opened the 2022-23 season on NBA rosters - Jose Alvarado in his second season with the New Orleans Pelicans, Josh Okogie in his first season with the Phoenix Suns after playing four years in Minnesota, and Thaddeus Young, a 15-year NBA veteran beginning his first full season with the Toronto Raptors.

Derrick Favors, a 10-year NBA veteran who found himself a free agent at the beginning of the 2022-23 season, signed a 10-day contract with the Atlanta Hawks on Jan. 11 and re-entered free agency when it expired.

Moses Wright, who was on the Dallas Mavericks roster last season, signed a contract to play in China and is enjoying a successful season there.

Two other former Yellow Jackets are on G League rosters. Former center James Banks III is a member of the Texas Legends, the Mavericks' affiliate, while Michael Devoe, who graduated from Tech last spring, plays for the Ontario (Calif.) Clippers.

## Arts and Letters

Beginning with Moe Miller and Lance Storrs in the summer of 2011, every four-year senior in the Georgia Tech program has graduated, with the exception 2019 senior Ben Lammers, who is playing pro ball overseas and needs to complete one course, and 2021 senior Jose Alvarado, who likewise needs to complete one course

Eleven different Georgia Tech players have made the ACC All-Academic team since it was established in 2011, with Marcus Georges-Hunt and Tadic Jackson making it twice.

Tech's men's basketball team has recorded the highest Academic Progress Report scores the last five years since the NCAA began tracking academic performance in 2004-05. The Jackets scored a perfect team single year APR score of 1000 three straight years from 2011-13.

## BASKETBALL GRADUATES

2012 - Derek Craig, Nick Foreman

2013 - Mfon Udofia, Pierre Jordan (Master's), Brandon Reed

2014 - Kammeon Holsey, Daniel Miller, Jason Morris

2015 - Robert Sampson

2016 - Marcus George-Hunt, Travis Jorgenson

2017 - Josh Heath, Corey Heyward, Kellen McCormick (Master's), Jodan Price (Master's), Rand Rowland, Quinton Stephens

2018 - Tadic Jackson, Ben Lammers

2019 - Abdoulaye Gueye, Sylvester Ogbonda, Brandon Alston (Master's)

2020 - Evan Cole

2021 - Shembari Phillips, Malachi Rice, Moses Wright

2022 - Michael Devoe, Khalid Moore, Bubba Parham

# BIO UPDATES

## Head Coach Josh Pastner • 7th season at Tech

After leading Memphis to five post-season berths in seven seasons as the Tigers' head coach, Josh Pastner became Georgia Tech's 14th head basketball coach on April 8, 2016 and within a five-year period, returned the Yellow Jackets to the NCAA Tournament and coached the program to its first Atlantic Coast Conference championship in 28 years.

Implementing a high-energy style of play and creative offensive and defensive schemes, and building the Jackets' talent base for the future, Pastner has established the Yellow Jackets as one of the top defensive teams in the nation year-in and year-out, while he and his staff have steadily improved the team's offense to be ranked in the top half of the ACC. Those efforts, as well as improving efforts in recruiting, produced Georgia Tech's first ACC Championship since 1993 and its first berth in the NCAA Tournament in 11 years in the 2020-21 season.

Pastner has tirelessly promoted the program on campus and throughout the city of Atlanta in an effort to re-create the major homecourt atmosphere that surrounded the Yellow Jackets throughout the 1980s, 1990s and into the middle of the 2000s. The result has been numerous wins, high excitement and 13 sellouts in four pre-pandemic seasons at McCamish Pavilion, and a school-record 11 consecutive home ACC wins over the 2019-20 and 2020-21 seasons.

Six of his players – guards Josh Okogie, Jose Alvarado and Michael Devoe, as well as frontcourt players Ben Lammers, James Banks III and Moses Wright – have earned ACC honors during his tenure. Wright was named the ACC Player of the Year, Tech's first since 1990, and Alvarado the ACC's Defensive Player of the Year in the 2020-21 season. Okogie, in particular, developed from an under-the-radar high school prospect into a highly-regarded NBA prospect, having played three years in the league, while Lammers and Banks have gone on to play professionally overseas. Alvarado and Wright, though undrafted following their senior seasons, wound up on NBA rosters in the 2021-22 season.

In his fifth year at the helm in 2020-21, Pastner guided Georgia Tech to the ACC Championship, the Yellow Jackets' first since 1993, and a berth in the NCAA Tournament, the first since 2010. The Jackets also earned their highest regular-season ACC finish and tournament seed (4th for both) since the program's national-runner-up team in 2004. Tech's 17-9 overall record was its best by winning percentage since 2004, and its 11-6 ACC record was the fourth-highest by winning percentage in the program's 42-year history in the conference. Tech achieved its highest rankings under Pastner in such categories as offensive efficiency, scoring, field goal percentage, three-point percentage and fewest turnovers, while maintaining its high level of play on the defensive end of the court.

That came on the heels of a successful 2019-20 campaign, in which the Yellow Jackets posted a 17-14 record, winning nine of its last 12 games, including six of the last seven. Tech finished with the program's first winning ACC record since 2004, its highest ACC finish since 2005 (fifth) and its most conference victories (11-9 record) since 1996.

Pastner, 45, compiled a 167-73 record over seven seasons as the head coach at Memphis, where the Tigers earned bids to the NCAA Tournament four times. Pastner's Memphis teams averaged 23.9 wins per season and compiled a conference regular-season record of 82-36, including a conference winning streak of 28 games. The Tigers went 11-4 in Conference USA and American Athletic Conference tournaments, including three championships.

He guided Memphis to five post-season berths, the NIT in 2010 and the NCAA Tournament in 2011, 2012, 2013 and 2014. Pastner twice won Conference USA Coach of the Year honors (2010, 2013) by various organizations and news media.

Pastner was born in Glen Dale, W.Va., and grew up in Kingwood, Texas. He earned his bachelor's degree in family studies in December of 1998, in just two and a half years, from Arizona and his master's degree in teaching and teacher education from Arizona in December of 1999, all while lettering four years in basketball under head coach Lute Olson.

He married the former Kerri Lamas of Sierra Vista, Ariz., in 2009. He has a stepson (Ethan), three daughters, Payten, Kamryn and Harper, and a newborn son, Cason.

### Pastner as a Head Coach

Season	School	Overall	Conference	Postseason
2009-10	Memphis	24-10	13-3/2nd	NIT second round
2010-11	Memphis	25-10	10-6/4th	NCAA Tournament
2011-12	Memphis	26-9	13-3/1st	NCAA Tournament
2012-13	Memphis	31-5	16-0/1st	NCAA Tournament, round of 32
2013-14	Memphis	24-10	12-6/t-3rd	NCAA Tournament, round of 32
2014-15	Memphis	18-14	10-8/t-5th	
2015-16	Memphis	19-15	8-10/7th	
<b>at Memphis</b>	<b>7 years</b>	<b>167-73</b>	<b>82-36</b>	
2016-17	Georgia Tech	! 21-16	! 8-10/11th	NIT finals!
2017-18	Georgia Tech	! 13-19	6-12/13th	
2018-19	Georgia Tech	14-18	6-12/10th	
2019-20	Georgia Tech	17-14	11-9/5th	
2020-21	Georgia Tech	17-9	11-6/5th	ACC Champions, NCAA Tournament
2021-22	Georgia Tech	12-20	5-15/14th	
2022-23	Georgia Tech	13-17	5-14	
<b>at Georgia Tech</b>	<b>7th year</b>	<b>! 107-113</b>	<b>! 52-78</b>	
<b>Career</b>	<b>14th year</b>	<b>! 274-186</b>	<b>! 134-114</b>	

! On-court record (22 wins and one loss from 2016-17 and 2017-18 seasons, as well as Tech's NIT appearance, vacated by the NCAA Committee on Infractions)

### Pastner Resume

- Head coach, Georgia Tech (2016-present)
- Head coach, Memphis (2009-16) - 4 NCAA Tournaments, 1 NIT, 4 Conference USA titles
- Assistant coach under John Calipari, Memphis (2008-09) - NCAA Sweet 16, C-USA champions
- Assistant coach under Lute Olson, Arizona (2002-08) - 6 NCAA Tournaments, 2 Pac-10 titles
- Basketball staff assistant under Lute Olson, Arizona (2000-02) - Pac-10 champions in 2002
- Played collegiately for Lute Olson, Arizona (1996-2000) - 4 NCAA Tournaments, 1997 National Champions, 2 Pac-10 titles

## Coaching Staff

### ANTHONY WILKINS

#### Associate Head Coach • 5th season at Tech

Anthony Wilkins, an Atlanta native who spent the past five seasons on the coaching staff at Tulane University, joined Georgia Tech's basketball staff in June of 2018.

Wilkins, 43, served as an assistant coach for four seasons at Tulane after serving as director of basketball operations during his first year with the Green Wave. At Tulane, Wilkins handled game strategy and scout prep responsibilities along with player development and recruiting duties. He also had six years of professional playing experience prior to entering the coaching world.

Focusing his on-court efforts with Tech's offense, the Yellow Jackets have made significant strides in his three seasons on The Flats, helping elevate the Jackets into the top half of the ACC in scoring, field goal percentage, three-point shooting and ballhandling. In 2020-21, Tech achieved its highest national ranking on offensive efficiency (23rd according to KenPom.com), and its highest ACC rankings in scoring (6th), field goal percentage (2nd), three-point percentage (3rd) and fewest turnovers (3rd). He helped develop Tech's guard tandem of Jose Alvarado and Michael Devoe into two of the ACC's top 10 scorers, and is credited with developing the perimeter skills of Moses Wright, the ACC Player of the year in 2021.

### JULIAN SWARTZ

#### Assistant Coach • 7th season at Tech

A 21-year coaching veteran, including 13 years on the NCAA Division I level, Julian Swartz was named an assistant coach on Josh Pastner's staff in August of 2018.

Swartz, 43, is responsible for on-court development of Tech players and focuses his efforts on the Yellow Jackets' defensive schemes as well as handle recruiting responsibilities. He helped guide Tech's defense to a national ranking of No. 37 in efficiency in 2018-19 and No. 17 in 2019-20, according to KenPom.com, and the Yellow Jackets also ranked among the top 15 in effective field goal percentage and three-point defense. In 2020-21, Tech used its trademark defenses in a completely different way, becoming the top team in the ACC and one of the best in the nation in forcing turnovers and steals to boost its offense.

Swartz's recruiting efforts have been central to the Jackets' last two recruiting classes, and he has been ranked No. 6 among college basketball recruiters by 247Sports. Tech's 2021 class of guards Dallon "Deebo" Coleman and Miles Kelly and forward Jalon Moore was ranked the 15th-best in the nation.

### BRIAN ESKILDSEN

#### Assistant Coach • 1st season at Tech

Brian Eskildsen, who helped Harvard to three Ivy League championships, a trip to the NCAA tournament in 2015 and NIT berths in 2018 and 2019, joined Georgia Tech's men's basketball staff as assistant coach in June, 2022.

A 13-year veteran in Division I basketball, Eskildsen has spent his entire career working at high-level academic institutions that enjoyed success, including Rice and Stanford before landing at Harvard.

Eskildsen, 34, spent eight seasons at the Ivy League institution under head coach Tommy Amaker, helping the Crimson capture conference championships in 2015, 2018 and 2019. Harvard was in position to win another Ancient Eight title and a potential NCAA Tournament bid in 2020, compiling a 21-8 record and a runner-up finish in the Ivy regular season before COVID-19 abruptly ended that season.

During his time in Cambridge, eight Harvard players earned All-Ivy League recognition, three of them more than once, and the Crimson scored power conference wins over Auburn, Brigham Young, California, Georgetown and Texas A&M. Harvard averaged nearly 18 wins per season (not counting the cancelled 2020-21 season), winning 18 or more games five times and winning 10 or more Ivy games five times.

**BIO UPDATES (see game-by-game stats and career highs in stat pack)****12 • Freds Pauls Bagatskis • F • 6-8 • 180 • Fr.**

- Name pronounced "Fred Paul buh-GOT-skis" (no S when speaking first two names)
- Played in nine games, including ACC foes Duke and Louisville (8 total minutes) ... Hit a three-point field goal at Louisville (1-for-3)
- Played the final 3:03 of Tech's game against Marquette and scored his first college points on a three-point basket with one second on the clock
- Reputation is an excellent shooter with length and athletic ability, and has a wealth of international basketball experience ... Joined the Yellow Jackets as a freshman for the fall semester
- Family background is in basketball ... His father, Ainars, was the head coach of the Latvian Senior National Team from 2011-17 before becoming the head coach of the Ukrainian National Team
- Native of Latvia who moved to Valencia, Spain at age 14 to play and go to school
- Played for the Valencia Basket Club team in Spain's LEB Silver League during the 2021-22 season, appearing in three games
- Played for Valencia's U18 team the two seasons prior to that, averaging 22 minutes, 8.9 points, 2.5 rebounds and 0.8 assists
- Averaged 8.9 points, 1.4 rebounds and 0.6 assists for Latvia in the 2019 FIBA U16 European Championship

**3 • Dallan "Deebo" Coleman • G • 6-6 • 218 • So.**

- First name pronounced "DELL-un," but goes by "Deebo" (DEE-bo)
- Wing guard who has started a team-high 28 games this season (limited vs. Alabama State and Clemson due to achilles issue), reaching double-figure points in 12
- No. 3 on the Tech stat chart in scoring (9.4 ppg), minutes per game (30.5) and three-point field goals (51-of-157) ... No. 3 in free throws (44-of-64) and No. 4 in three-point percentage (32.5 pct.)
- Has taken 157 of his 246 field goal attempts (63.8 pct.) from behind the three-point arc, by far the highest percentage on the team ... Has also been effective as a scorer inside (42-of-89 FG, 47.1 percent inside 3pt line)
- Shooting success rate is down from freshman year, but he has surpassed his freshman totals in field goals, three-pointers and free throws made and attempted
- In ACC games, has averaged 9.2 points per game (fourth on team) while hitting 36.4 percent from the floor, 32.1 percent (35-of-109) on threes
- Most recent double-figure game was a career-best 21 points in Tech's win over Virginia Tech (6-10 FG, 3-4 3pt FG, 6-8 FT) ... Since then, 7.0 ppg, 8-of-27 on threes in last four games
- Scored 17 points Jan. 21 against Syracuse (6-9 FG, 5-8 3pt FG), playing all 40 minutes ... Scored 16 points in win at Georgia State in the second game of the season, hitting career highs for free throws made and attempted (9-of-13)
- Solid contributor as a freshman averaging 6.2 points, Tech's fifth-leading scorer overall and in ACC games ... Averaged 23.7 minutes per game and started five games, including Clemson on March 2 and Louisville in the ACC Tournament
- Connected on 41.3 percent (43-of-104) of his three-point attempts, 36.0 percent in ACC games (27-of-75)
- The highest-rated high school prospect to sign with the Yellow Jackets ... Consensus four-star prospect, rated at No. 48 in the class of 2021 according to the 247Sports Composite rankings
- Named Florida's Mr. Basketball as well as the Florida Class 4A Player of the Year as a senior
- Born and raised in Memphis, Tenn., spent his high school years in Jacksonville, Fla., area, where his father, Ran, is a high school head coach

**4 • Ja'von Franklin • F • 6-7 • 214 • Sr.**

- First name pronounced "JAY-von" ... Graduate transfer with one year of eligibility at Tech
- Solid contributor early in the season who has emerged as Tech's top "5" man in the month of February ... Has started Tech's last nine games, 16 total this season, 10 of them in ACC play
- Tech's top rebounder (7.2 rpg) and third-leading scorer (9.4 ppg) ... Has hit a team-leading 59.6 percent from the floor, 70.0 percent from the free throw line (No. 3)
- In ACC games, averages 9.3 points and 6.9 rebounds per game, has hit team-high 60.0 percent from the floor
- Only player in the ACC to rank among the league's top 15 in rebound average (8th), blocked shots (4th) and steals (11th) in conference games ... Would lead the conference in field goal percentage with enough FG per game to qualify
- Excelled in Tech's last eight games, averaging a double-double with 14.9 points and 11.5 rebounds ... Added team-high 33 assists, 17 blocked shots and 13 steals while hitting 63.3 percent of his field goal tries
- Has five double-doubles in his last six games, including the fifth triple-double in Tech history vs. Syracuse on Feb. 28 (14 pts/15 reb/10 ast)
- Also had 14 pts/15 reb at Wake Forest, 10/10 vs. Virginia Tech, 13/14 vs. Florida Tech, 21/13 vs. Louisville) and has eight double-doubles for the season ... Others came against Northern Illinois (14/11), Marquette (17/14) and Notre Dame (12/12)
- Fourth in the ACC in blocked shots (1.62 per game) ... More than doubled Tech's team-leading total from 2021-22 (20 by Rodney Howard) and has 47 total ... Blocked five shots twice in Tech's last eight games (NC State, Virginia Tech)
- Third on the team in assists and lead the team in steals, and has a 62/34 assist/turnover ratio
- Ranks No. 3 in the ACC in offensive rebounds per game (3.03), eighth in total rebounds per game
- At NC State on Feb. 4, had 16 points, eight rebounds, five assists and five steals, the only Tech player to reach those totals in the same game dating back to 2010-11
- Made the all-tournament team at the Fort Myers Tip-Off after getting 28 points and 22 rebounds combined against Utah and Marquette ... Added five assists, four steals, three blocked shots ... Hit 10-of-12 FT and 9-of-16 FG
- Missed the Alabama State game due to a groin injury suffered Dec. 10 at UNC (played just six minutes in that game)
- Had a strong 7-game stretch prior to injury at UNC - 10.4 ppg, 8.3 rpg, 26-45 FG, 21-25 FT, 16 blocked shots, 18 assists, 11 steals, seven turnovers in 197 minutes
- All-Sun Belt Conference and NABC All-District forward at South Alabama who transferred to Georgia Tech and enrolled for the 2022 summer term ... Also played two seasons at Auburn after spending two years in community college in Mississippi
- Appeared in 32 games, making 31 starts in 2021-22 at South Alabama ... Averaged 12.2 points and 7.8 rebounds per game ... Notched eight double-doubles, nine games of 10 or more rebounds, 22 games with 10 or more points

**24 • Rodney Howard • C/F • 6-11 • 256 • Sr.**

- In his third season as Tech after transferring from Georgia, won the starting center job in the preseason of 2021-22 and held it for most of this season until February, when his playing time diminished as Ja'von Franklin took control of the post position
- Averaging 4.7 points and 4.5 rebounds for the season while having connected on 55.2 percent of his shots from the floor (second behind Ja'von Franklin)
- In ACC games, has averaged 3.9 points and 4.4 rebounds, connected on 50 percent of his shots from the floor
- Rebounded from an early slump to play well in December and January ... Two double-figure scoring games in that stretch - 12 points and seven rebounds vs. Northeastern, 11 points and 11 boards vs. Alabama State, 10 boards vs. Pitt
- Returned to the starting lineup for 12 straight games (4.8 ppg, 5.7 rpg, 29-for-50 FG) before sitting out NC State and playing short minutes against Notre Dame due to an ankle injury ... Played just two minutes at Wake Forest and did not play vs. Virginia Tech
- Two double-doubles this season, five for his career ... Got 11 points and 11 rebounds in just 18 minutes vs. Alabama State ... Had 15 points and 13 boards in season opener vs. Clayton State
- Good passer for his position, 68 assists over 47 games since beginning of 2021-22 season
- Averaged 6.5 points last season, fourth-best on the team, and 5.1 rebounds, second-highest, over 27 games, hitting 56.1 percent of his field goals ... Missed five games mid-season with an ankle injury ... Started 14 of Tech's final 16 games, 25 overall
- Played his best basketball of the season in Tech's final nine games - 10.2 points and 6.3 rebounds per game, 63.5 percent from the floor, more than 30 minutes per game
- Started Tech's first two games in the post in 2020-21, with highs of six points and four rebounds against Mercer, but played limited minutes thereafter as Tech went to a smaller lineup with ACC Player of the Year Moses Wright at the "5" position

## BIO UPDATES (see game-by-game stats and career highs in stat pack)

### 13 • Miles Kelly • G • 6-6 • 175 • So.

- Accurate shooter from long range who also plays some point and has developed into a consistently productive scorer for the Yellow Jackets
- Leading scorer for the Jackets (13.9 ppg) overall and in conference games (14.3 ppg) ... Reached double figures in 22 games total
- Averaged 20.0 points and 4.0 rebounds over Tech's last five games, hitting 49.3 percent from the floor (34-of-69), 46.0 percent (23-of-50) from three-point range ... Includes 24 points and six three-pointers against Pitt, 19 points with five threes against Louisville, and a career-high 30 points with seven threes vs. Syracuse in Tech's last three games
- Kelly's 9.4 points-per-game improvement in his scoring average is the second-best in the ACC this season
- Has been Tech's top three-point shooter this season by volume and No. 2 by percentage (77-of-206, 37.4 pct. overall; 56-of-148, 37.8 pct. in ACC games)
- In ACC games, shooting 39.7 percent from the floor, 37.8 percent from three-point range and 93.1 percent from the free throw line
- Leads Tech in free throw percentage (88.2 pct. on 51 attempts), slightly behind of the Tech record of 88.7 percent set by Anthony Morrow in 2005-06 ... Had a streak of 24 straight FT made snapped Jan. 17 against NC State
- Had a streak of 11 double-digit scoring games end against Pitt on Jan. 14 ... Averaged 15.9 points over the streak, 3.6 rebounds, while hitting 44.3 percent from the floor (58-for-131) and 44.7 (34-of-76) on threes
- Has led Tech in scoring in nine games (21 vs. Iowa, 16 vs. Northeastern, 17 vs. Georgia, 15 at North Carolina, 17 vs. Clemson, 20 vs. Virginia, 17 at NC State, 24 at Pitt, 30 at Syracuse)
- Came off the bench in Tech's first five games this season before getting his first start against North Alabama ... Has started 18 of 19 ACC games ... Averages team-high 32.0 minutes per game (33.4 in ACC games)
- Scored 15 points and knocked down the winning basket with 4.1 seconds left in 59-57 win at Georgia State ... Scored a big three-pointer and then the go-ahead points on a floater in the lane in the final 1:04 of Tech's 79-77 win over Georgia
- Has hit three or more triples in a game 20 times, 15 times this season
- Played in all but two games as a freshman, averaging 14.5 minutes per game (14.0 vs. ACC)
- Played more than 30 minutes in each of Tech's final two games against Boston College and Louisville, making his first career start against the Cardinals in the ACC Tournament ... Scored 16 and 19 points, respectively, in those two games, hitting 11-of-17 from the floor and 6-of-9 from three-point range combined
- Averaged nearly 24 minutes over Tech's final six games, tallying 9.8 points and 2.5 rebounds per game over that stretch, did not turn the ball over, and hit 46.1 percent of his field goal tries (13-of-25 on threes)
- Atlanta-area native who spent his senior year of high school at Hargrave Military Academy in Virginia, after prep work at Parkview High School in Lilburn ... Consensus four-star No. 87 in the 247Sports composite rankings

### 10 • Cyril Martynov • C/F • 7-0 • 229 • Fr.

- Name pronounced "KEER-ul MAR-tin-off"
- Highly-sought developmental big from Canada who committed to Georgia Tech in early August after reclassifying to the 2022 class
- Played briefly in seven games (Clayton State, North Alabama, Northeastern, Alabama State, Duke, Florida Tech, at Syracuse)
- Enrolled for the fall semester as a freshman ... Chose the Yellow Jackets over Missouri, Northwestern and Wisconsin
- Rated a three-star prospect by On3 and 247Sports
- Attended The Lawrenceville (N.J.) School in Lawrenceville, N.J., in 2021-22 ... Prior to that, attended and played basketball at Innisdale Secondary School for three years, and graduated from that school
- Member of the UPlay Canada team on the Nike EYBL circuit in the spring and summer of 2022, averaging 14.0 points and 9.4 rebounds over the length of the schedule
- Scored in double figures across five games, with a personal tournament-high of 27 against Vegas Elite, and averaged 17.2 points and 10.4 rebounds on the final weekend in Kansas City
- Invited to play with the Canadian Junior National Team and is part of the Canadian Junior National program

### 11 • Tristan Maxwell • G • 6-3 • 205 • Jr.

- High-scoring and record-setting guard on the high-school level who was named the North Carolina state player of the year by the Charlotte Observer and MaxPreps following his senior year
- Has played in 24 games at Tech, including 18 this season, 10 in ACC play, averaging 11.6 minutes ... Started two games (Alabama State, Clemson)
- Averages 3.3 points per game, has hit 30.6 percent from three-point range, and has a good assist/turnover ratio (15/9) in his limited action
- Has averaged 2.5 ppg, 31.3 pct. 3pt in ACC games
- Got his first career start against Alabama State and made the most of it, scoring a game-high 18 points while hitting 6-of-11 from the floor, 5-of-8 from three-point range, and added career-best four assists ... Previous scoring high for the season was nine points against Utah (4-of-7 FG)
- Scored a team-high 10 points (4-9 FG, 2-6 3pt) vs. Duke ... Previous high ACC game against Pitt (8 points, 3-6 FG, 2-2 3pt FG)
- Alabama State was his best game since his career-best game last Jan. 12 at Boston College, when he scored 22 points after scoring just nine in three games previously in his career ... Hit seven three-point baskets in 11 attempts
- Played in just five games in 2021-22 due to a combination of injury, illness and family matters
- Son of Vernon Maxwell, a former University of Florida All-American and longtime NBA veteran and champion with the Houston Rockets
- All-time leading scorer at North Mecklenberg High School (finished with 2,253 points, 20th-most all-time in the state) and set the school mark for three-point field goals (finished with 331) by the end of his junior year

### 23 • Jordan Meka • C/F • 6-8 • 219 • Jr.

- Last name pronounced "MECK-uh" ... Athletic post player with length who can make a difference on the defensive end
- No. 3 post player who has seen action in just 10 games due to a combination of injuries and illness (played briefly against Syracuse, only action since Dec. 17)
- Played a season-high 16 minutes against Alabama State in which he scored his first points of the season and grabbed a season-best four rebounds
- Played in 15 games last season, 10 ACC games, most of those minutes when Rodney Howard was sidelined due to injury or in foul trouble ... Active on the boards and on defense, but is limited offensively
- Made a difference with his activity in Tech's win over Clemson, grabbing five rebounds and taking three steals in a season-high 27:17
- Started against Louisville, Duke and Notre Dame in place of Howard ... Scored four points with 17 rebounds and six blocks in those three games ... Made fourth start at Virginia
- As a freshman, played in just one game before undergoing back surgery
- Multiple all-state and all-Atlanta Metro performer at Mount Bethel Christian Academy, with a 7-foot-1 wingspan
- Ranked as high as No. 129 nationally and No. 26 at his position by 247Sports (power forward)
- High-level student academically, originally from Yaoundé, Cameroon, moved to the United States in 2016
- Set career school records for points with 1,670 (surpassing current Tech teammate Coleman Boyd), rebounds (920) and blocked shots (>400)

**BIO UPDATES (see game-by-game stats and career highs in stat pack)****14 • Jalon Moore • F • 6-7 • 209 • So.**

- First name pronounced "JAY-lun"
- Long and athletic player who is developing into a dependable scorer, rebounder and defender ... Can get to the rim, is comfortable in transition and guard multiple positions
- Started 15 games (10 ACC games), scoring in double digits 13 times
- Tech's sixth-leading scorer at 8.0 points per game and No. 3 rebounder at 5.0 per game, while hitting 42.7 percent from the floor ... Also No. 2 on the team in blocked shots (28)
- Leads the Jackets in free throws made and attempted (63-of-91) and has connected on 69.2 percent
- Averaging 6.8 points and 4.4 rebounds in ACC games, hitting 38.5 percent from the floor and 65.4 percent from the foul line
- Scored career-high 17 points (8-14 FG) with eight rebounds Jan. 17 against NC State, and followed that with 11 points against Syracuse ... In the next seven games, scored a total of 29 points (7-of-33 FG) before tallying 15 against Florida Tech
- Scored 16 points with nine rebounds against Northeastern in a career-high 38:11 ... Went 10-for-10 from the free throw line, becoming the 23rd Tech player to have a perfect night with 10 or more attempts
- Scored 12 points in Tech's 79-77 win over Georgia and made a key shot-block and steal on the Bulldog's final offensive sequence
- Has missed a double-double by one rebound three times this season - Clayton State (11 points, nine rebounds), Northeastern (16 points, 9 boards) and Clemson (12 and 9)
- Played short minutes in 13 games last season, including nine ACC games ... Started and played 13 minutes in Tech's ACC Tournament game against Louisville
- Consensus three-star prospect, from Gardendale (Ala.) High School, where he earned all-state honors as a junior in 2019-20
- Ranked No. 120 overall in the 247 composite rankings in the class of 2021 (No. 27 among small forwards), and No. 146 by Rivals (35th at his position)

**5 • Deivon Smith • G • 6-1 • 176 • Jr.**

- First name pronounced "DAY-von"
- Former four-star high school prospect from Georgia who played his freshman year at Mississippi State and transferred to Georgia Tech in summer of 2021
- Explosive playmaker with dynamic court vision who excels in transition and is an exceptional finisher with both hands at the rim ... Excellent rebounder for his position
- Started 13 games this season, four vs. ACC teams, and has averaged 24.8 minutes ... Missed the Louisville game (Feb. 1) with a left ankle injury, and the last five games (Virginia Tech, Florida Tech, Pitt, Louisville, Syracuse) with a right ankle injury
- Sixth on the team in scoring (8.0 ppg) and tops in assists (3.7 apg), No. 2 in rebound average (5.6 per game)
- His 2.78-to-1 assist/turnover ratio ranks No. 3 in the ACC and No. 22 nationally (1.1-to-1 ratio last season) ... In ACC games, his ratio is 3-to-1 ... Has nine zero-turnover games this season
- Has posted double-doubles in points and rebounds three times this season, most recently at Clemson (11 pts/10 rebs) ... Notched double-doubles in back-to-back games against Notre Dame (16 points/10 rebounds with 7 assists) and Pittsburgh (15 points/11 rebounds) in early January
- Ranks No. 14 in the ACC in defensive rebounds per game in conference games, the only guard among the top 20 ... One of 12 ACC players to have a defensive rebound percentage above 20, according to KenPom
- Key figure off the bench in Tech's win over No. 12 Miami with four points, seven rebounds and five assists with no turnovers in 21 minutes ... Scored the go-ahead basket, took three rebounds and had an assist during Tech's closing 12-0 run
- Scored in double figures in nine games, with a season-high of 16 against North Alabama and Notre Dame (Jan. 10) and a team-high 15 against Utah in the Fort Myers Tip-Off
- Came up one rebound shy of a double-double against Northern Illinois (11 points, 9 rebounds) while dishing six assists
- Scored 10 points with six assists and took a key charge on Georgia's final offensive possession to help preserve a 79-77 win over the Bulldogs
- Played in 24 games and started five times last season, averaging 19.7 minutes (17.2 in ACC games) ... Scored season high of 16 points twice vs. North Carolina and Clemson ... Did not play in Tech's last six games (concussion protocol from fall in Pitt game)
- Scored 5.7 points with 2.0 assists per game for the season ... Three or more assists in nine games
- Started eight games as a freshman at Mississippi State ... Averaged 5.2 points, 3.6 rebounds and 2.9 assists across 33 games ... Better in SEC games, averaging 5.6 points, 3.6 rebounds and 3.0 assists in helping MSU go 8-10 in conference
- Was invited to participate in the USA Basketball U19 Team Trials for the FIBA World Cup for Men, made the initial cut to 17 players, but did not make the final 12-man roster

**1 • Kyle Sturdivant • G • 6-3 • 196 • Sr.**

- Team captain who is in his third season at Tech after transferring from Southern California ... Has played in 109 games in his career, most among the Yellow Jackets
- One of two point guards on the Tech roster along with Deivon Smith ... Started 17 games this season, 10 ACC games, and has averaged 24.8 minutes in conference games
- Averaging 8.1 points per game for the season (fifth on the team) ... No. 2 on the team in assists (3.2 per game) and assist/turnover ratio (1.9-1) ... Has shot 40.0 percent from the floor and 34.4 percent from distance
- In ACC games, averaging 8.7 points and 3.2 assists per game, hitting 40.0 percent from the floor and 30.0 percent on threes
- Playing the best basketball of his career over Tech's last nine games ... Averaging 12.8 points in that stretch (seven games in double figures), hitting 41.5 percent (17-of-41) from three-point range, 34-to-14 assist-turnover ratio ... Averaged more than 30 minutes over that stretch
- Had 11 points and 10 assists in Tech's final home game against Louisville, becoming the first Tech player with 10 assists and a point/assist double-double since Josh Heath vs. NC State in 2017
- Scored a career-high 20 points in Tech's win at Syracuse, hitting 7-of-9 from the floor (2-of-3 3pt FG), with three assists and three steals
- Scored a career-high 18 points in 18 minutes at Notre Dame on Jan. 10, all of them after halftime ... Scored all seven Tech points in overtime in the loss ... Led the Jackets with 17 points at Louisville (5-16 FG, 2-9 3pt, 5-7 FT) with four assists in a season-high 37:40
- Averaged 9.9 points and 5.0 assists in a three-game stretch (all starts) prior to Miami, hitting 12-of-24 from the floor, 4-of-10 on threes
- Produced his best overall game of the season against Alabama State, scoring 13 points, including 3-of-4 from three-point range, with career highs of eight rebounds and seven assists ... Surpassed his assist high with eight against Virginia
- Started 28 games in 2021-22, including the last 20 beginning Jan. 4 at Duke ... Averaged 25.2 minutes overall, 7.6 points (third on Tech's team) and 2.3 assists for the season ... Team-best 73/38 assist/turnover ratio ... Scored in double digits seven times in ACC games, averaging 8.0 points
- Played in every game off the bench his first year at Tech in 2020-21, averaging 3.5 points while posting a solid 27/17 assist/turnover ratio ... Hit for a season-high 15 points (5-6 FG, 4-4 FT) with three assists against Kentucky

**0 • Lance Terry • G • 6-2 • 200 • Sr.**

- Atlanta-area high school product who played three seasons at Gardner-Webb University, then transferred to Georgia Tech and enrolled for the summer term ... Good shooter who can also drive to the basket, and is excellent in transition
- No. 2 on the team in scoring at 10.0 points per game while hitting 43.3 percent of his shots from the floor and 39.0 from three-point range (top percentage on the team)
- Averaging 11.1 points in ACC games (No. 2 on the team), connecting on 41.7 percent from the floor and a team-high 40.8 from three-point distance
- Has been a key figure both as a starter and a reserve offensively, and his five top offensive games occurred in Tech's five ACC wins ... Scored a season-high 24 points in the Jackets' Jan. 4 win over No. 12 Miami, 19 in their Feb. 8 win over Notre Dame, 14 vs. Virginia Tech on Feb. 15, 17 vs. Louisville on Feb. 25, and 24 at Syracuse on Feb. 28)
- Averaged 19.6 points, connected on 51.5 percent of his field goals, and 54.1 percent of his threes in Tech's ACC wins, playing the full 40 minutes in all but the Syracuse game, in which he was subbed out with 56 seconds left when the Jackets emptied the bench
- Missed four straight ACC games (Syracuse on Jan. 21 through Louisville on Feb. 1) with a hamstring injury ... Since his return (Tech's last seven games), has averaged 13.9 points per game while hitting 47.1 percent from the floor (40-of-85) and 45.5 percent from behind the arc (20-of-44) ... Scored the game-winning basket on the tip-in at the final horn against Notre Dame
- Scored 41 points in Tech's in back-to-back games against Miami (season-high 24) and Florida State (17) in early January ... Hit 14-of-28 FG, 7-11 3-point FG and 6-of-8 FT, with 11 rebounds, in those two games ... Scored nine of his points in Tech's closing 12-0 run against the Hurricanes
- Started 18 of the 26 games he has played, including 12 ACC games
- Has the best turnover rate on the team (1.3 per 40 minutes)
- Has the most career points (857) of any player on the Tech roster
- Twelve double-figure scoring games altogether this season, seven in ACC games
- Honorable mention All-Big South conference choice who has another of eligibility remaining after 2022-23 ... No. 2 for the Runnin' Bulldogs in scoring in 2021-22 and helped his team to 11 Big South wins, a program high as a member of that conference
- Showed ability to be a high-scorer against top-level competition, reaching double figures against power-conference foes four times
- Averaged 14.3 points per game, and also averaged 3.4 rebounds, 1.2 assists and 1.0 steals per game in 2021-22 ... His 45.9-percent shooting overall ranked seventh-highest in the league for the regular season, while his 35.0-percent hit rate from beyond the arc was fifth-best
- Started all 31 games and averaged 31.4 minutes
- Posted double figures in 14 of 16 league games and eclipsed 20 points three times on the season while finishing as GWU's leading scoring in seven contests

## BIO UPDATES (see game-by-game stats and career highs in stat pack)

### 30 • Coleman Boyd • G • 6-1 • 178 • Sr.

- Non-scholarship guard who enrolled at Tech for the summer term in 2019 ... Played in 14 games in his career, seven this season
- Scored his first points of the season on a three-pointer against Alabama State ... Assisted on the final basket (his first career assist) of Tech's Senior Day win over Louisville
- Played in four games as a freshman, scoring five points with two assists and a steal ... Drove for a layup against Hawaii for his first collegiate points, and hit a three-pointer against Morehouse
- All-state point guard from Georgia private school powerhouse Mt. Bethel Christian Academy
- Four-year letterwinner and captain at Mt. Bethel, which won state Georgia Independent Christian Athletic Association (GICAA) championships in 2017 and 2019, and reached the final four in 2016 and 2019 ... Team went 97-26 in his four years
- Earned all-region and honorable mention all-state honors in 2019 by the Georgia High School Association
- Played at Mt. Bethel for his father, Cal, a longtime successful high school coach in the Atlanta area and a standout basketball player at Wake Forest following a legendary high school career at Campbell High School in Smyrna

### 33 • Brayden Daniels • G • 6-4 • 188 • So.

- Non-scholarship guard who joined the Yellow Jackets' program for the fall 2021 semester ... Played in six games this season
- Son of former Georgia Tech football player Conrad Daniels (1995-99)
- Nephew of former Georgia Tech Hall of Fame track star Lynn Houston Moore (1994-98) and former Tech basketball star Clarence Moore (1999-2004)
- Also nephew to former Tennessee and NBA basketball star Allan Houston
- Attended and lettered four years in basketball the Christian Academy of Louisville (Ky.)
- Named to the All-Seventh Region team in Kentucky by the Louisville Courier-Journal as a senior
- Scored over 1,000 points in his high school career

### 43 • Jermontae Hill • G • 6-6 • 206 • r-Fr.

- First name pronounced "jer-MON-tay"
- Non-scholarship player who red-shirted in 2021-22 and has played in five games this season
- Scored his first career points in a stuff in the closing seconds against Florida Tech
- Skilled big guard who turned down scholarship offers from Boston College and St. John's to walk-on at Georgia Tech (also East Carolina, Florida, Florida State and Kansas State according to 247Sports)
- Ranked as high as the No. 22 player in the state of Georgia according to 247Sports and the No. 67 small forward in the nation ... Ranked among 247's top 100 at one time
- Playmaking wing who can defend various positions and bring toughness to the perimeter
- Prepped following high school at DME Sports Academy in Daytona, Fla.
- Before that, he attended Tucker High School, where he earned first-team all-state honors in Class AAAAAA by the Atlanta Journal-Constitution as a senior in 2020, second-team all-state choice by Hoopseen
- Also named player of the year in the Class AAAAAA South by the Georgia Athletic Coaches Association.

### 35 • Emmer Nichols • F • 6-6 • 219 • Fr.

- Non-scholarship player who joined the Tech program for the fall, 2022 semester
- Versatile player and left-handed shooter who is skilled in all facets of the game
- No. 42-ranked player in the state of California according to Max Preps
- Played four years at Sacred Heart Preparatory School, serving two years as team captain
- Helped Sacred Heart to a pair of league championships, including a Central Coast Section title in 2021
- As a senior, led SHP to a 25-5 record overall as a senior and 14-0 mark in its league
- Earned second-team Central Coast Section WBAL all-league, first-team all-league in 2020 and 2022 (MVP and defensive player of the year in 2022)



# 2022-23 SEASON STATISTICS AND RESULTS

## Game Records

Record	Overall	Home	Away	Neutral
ALL GAMES	13-17	11-6	2-9	0-2
CONFERENCE	5-14	4-6	1-8	0-0
NON-CONFERENCE	8-3	7-0	1-1	0-2

## Score by Periods

Team	1st	2nd	OT	TOT
Georgia Tech	1046	1033	7	2086
Opponents	1038	1075	8	2121

## Team Box Score

No.	Player	Overall			Total			3-Point		F-Throw		Rebounds				Other						
		GP-GS	MIN	AVG	FG-FGA	FG%	3FG-3FGA	3FG%	FT-FTA	FT%	OFF	DEF	TOT	AVG	PF	DQ	A	TO	BLK	STL	PTS	AVG
13	KELLY, Miles	30-24	959:21	32.0	148-365	.405	77-206	.374	45-51	.882	10	97	107	3.6	65	0	39	47	2	22	418	13.9
0	TERRY, Lance	26-18	737:15	28.4	93-216	.431	41-105	.390	32-40	.800	11	60	71	2.7	51	1	32	25	5	17	259	10.0
4	FRANKLIN, Ja'von	29-16	757:44	26.1	112-188	.596	0-3	.000	49-70	.700	88	122	210	7.2	63	1	62	34	47	38	273	9.4
3	COLEMAN, Dallan "Deebo"	30-28	916:19	30.5	93-246	.378	51-157	.325	44-64	.688	11	73	84	2.8	66	0	39	38	9	22	281	9.4
1	STURDIVANT, Kyle	30-18	676:50	22.6	90-226	.398	33-96	.344	31-48	.646	5	60	65	2.2	51	0	91	48	3	22	244	8.1
14	MOORE, Jalon	29-15	630:33	21.7	82-192	.427	4-33	.121	63-91	.692	57	88	145	5.0	59	0	25	42	28	21	231	8.0
5	SMITH, Deivon	24-13	595:36	24.8	83-208	.399	12-46	.261	13-29	.448	29	106	135	5.6	42	0	89	32	16	22	191	8.0
24	HOWARD, Rodney	24-16	427:52	17.8	48-88	.545	0-0	.000	11-19	.579	48	55	103	4.3	45	0	28	30	12	7	107	4.5
11	MAXWELL, Tristan	18-2	208:14	11.6	21-80	.263	11-36	.306	7-11	.636	4	14	18	1.0	21	0	15	9	1	6	60	3.3
12	BAGATSKIS, Freds Pauls	9-0	25:46	2.9	3-8	.375	2-6	.333	0-0	.000	0	0	0	0.0	3	0	0	0	0	0	8	0.9
10	MARTYNOV, Cyril	7-0	18:07	2.6	2-7	.286	0-0	.000	1-2	.500	2	4	6	0.9	2	0	0	4	0	0	5	0.7
30	BOYD, Coleman	7-0	07:24	1.1	1-4	.250	1-3	.333	0-0	.000	0	0	0	0.0	2	0	1	1	0	0	3	0.4
23	MEKA, Jordan	10-0	52:29	5.2	2-7	.286	0-0	.000	0-0	.000	6	9	15	1.5	13	1	1	1	4	2	4	0.4
43	HILL, Jermontae	5-0	04:41	0.9	1-1	1.000	0-0	.000	0-0	.000	0	0	0	0.0	2	0	0	1	0	0	2	0.4
33	DANIELS, Brayden	6-0	06:48	1.1	0-2	.000	0-1	.000	0-2	.000	1	3	4	0.7	1	0	1	0	0	0	0	0.0
Team											51	44	95					19				
<b>Total</b>		<b>30</b>	<b>6025</b>		<b>779-1838</b>	<b>.424</b>	<b>232-692</b>	<b>.335</b>	<b>296-427</b>	<b>.693</b>	<b>323</b>	<b>735</b>	<b>1058</b>	<b>35.3</b>	<b>486</b>	<b>3</b>	<b>423</b>	<b>331</b>	<b>127</b>	<b>179</b>	<b>2086</b>	<b>69.5</b>
<b>Opponents</b>		<b>30</b>	<b>6025</b>		<b>776-1773</b>	<b>.438</b>	<b>187-623</b>	<b>.300</b>	<b>382-538</b>	<b>.710</b>	<b>325</b>	<b>773</b>	<b>1098</b>	<b>36.6</b>	<b>450</b>	<b>7</b>	<b>435</b>	<b>333</b>	<b>105</b>	<b>172</b>	<b>2121</b>	<b>70.7</b>

## Team Statistics

	GATECH	OPP
<b>Scoring</b>	<b>2086</b>	<b>2121</b>
Points per game	69.5	70.7
Scoring margin	-1.2	-
<b>Field goals-att</b>	<b>779-1838</b>	<b>776-1773</b>
Field goal pct	.424	.438
<b>3 point fg-att</b>	<b>232-692</b>	<b>187-623</b>
3-point FG pct	.335	.300
3-pt FG made per game	7.7	6.2
<b>Free throws-att</b>	<b>296-427</b>	<b>382-538</b>
Free throw pct	.693	.710
F-Throws made per game	9.9	12.7
<b>Rebounds</b>	<b>1058</b>	<b>1098</b>
Rebounds per game	35.3	36.6
Rebounding margin	-1.3	-
<b>Assists</b>	<b>423</b>	<b>435</b>
Assists per game	14.1	14.5
<b>Turnovers</b>	<b>331</b>	<b>333</b>
Turnovers per game	11.0	11.1
Turnover margin	+0.1	-
Assist/turnover ratio	1.3	1.3
<b>Steals</b>	<b>179</b>	<b>172</b>
Steals per game	6.0	5.7
<b>Blocks</b>	<b>127</b>	<b>105</b>
Blocks per game	4.2	3.5
<b>Winning streak</b>	<b>2</b>	<b>-</b>
Home win streak	4	-
<b>Attendance</b>	<b>80125</b>	<b>114363</b>
Home games-Avg/Game	17-4713	11-10397
Neutral site-Avg/Game	-	2-1440

## Team Results

Date	Opponent	Score	Att.
11/07/2022	Clayton St.	W 93-63	3072
11/12/2022	at Georgia St.	W 59-57	4083
11/17/2022	NIU	W 68-50	3269
11/21/2022	vs Utah	L 64-68	1188
11/23/2022	vs Marquette	L 60-84	1691
11/26/2022	North Ala.	W 80-61	3379
11/29/2022	at Iowa	L 65-81	10450
12/02/2022	Northeastern	W 81-63	3494
12/06/2022	Georgia	W 79-77	5810
12/10/2022	at North Carolina	L 59-75	19410
12/17/2022	Alabama St.	W 96-60	3798
12/21/2022	Clemson	L 66-79	4763
12/31/2022	Virginia	L 56-74	5371
01/04/2023	Miami (FL)	W 76-70	4203
01/07/2023	at Florida St.	L 64-75	5536
01/10/2023	at Notre Dame	Lot 72-73	4502
01/14/2023	Pittsburgh	L 60-71	5325
01/17/2023	NC State	L 66-78	4242
01/21/2023	Syracuse	L 63-80	5586
01/24/2023	at Clemson	L 51-72	6923
01/28/2023	Duke	L 43-86	7382
02/01/2023	at Louisville	L 58-68	11416
02/04/2023	at NC State	L 64-72	15473
02/08/2023	Notre Dame	W 70-68	4906
02/11/2023	at Wake Forest	L 70-71	8566
02/15/2023	Virginia Tech	W 77-70	4565
02/18/2023	Florida Tech	W 79-56	4890
02/21/2023	at Pittsburgh	L 68-76	9482
02/25/2023	Louisville	W 83-67	6070
02/28/2023	at Syracuse	W 96-76	18522

GAME NOTES

# 2022-23 SEASON STATISTICS AND RESULTS - ACC ONLY

## Game Records

Record	Overall	Home	Away	Neutral
ALL GAMES	5-14	4-6	1-8	0-0
CONFERENCE	5-14	4-6	1-8	0-0
NON-CONFERENCE	0-0	0-0	0-0	0-0

## Score by Periods

Team	1st	2nd	OT	TOT
Georgia Tech	648	607	7	1262
Opponents	704	689	8	1401

## Team Box Score

No.	Player	Total			3-Point		F-Throw		Rebounds				Other									
		GP-GS	MIN	AVG	FG-FGA	FG%	3FG-3FGA	3FG%	FT-FTA	FT%	OFF	DEF	TOT	AVG	PF	DQ	A	TO	BLK	STL	PTS	AVG
13	KELLY, Miles	19-18	635:06	33.4	96-242	.397	56-148	.378	27-29	.931	5	65	70	3.7	46	0	24	32	2	14	275	14.5
0	TERRY, Lance	15-12	465:46	31.1	58-140	.414	29-71	.408	21-29	.724	8	34	42	2.8	35	1	21	18	3	11	166	11.1
4	FRANKLIN, Ja'von	19-10	497:24	26.2	76-125	.608	0-2	.000	25-40	.625	55	76	131	6.9	39	1	38	25	25	26	177	9.3
3	COLEMAN, Dallan "Deebo"	19-18	601:22	31.7	59-162	.364	35-109	.321	22-32	.688	4	50	54	2.8	46	0	26	28	7	11	175	9.2
1	STURDIVANT, Kyle	19-11	470:38	24.8	62-156	.397	21-70	.300	21-29	.724	4	40	44	2.3	34	0	61	32	1	12	166	8.7
5	SMITH, Deivon	14-4	344:40	24.6	42-112	.375	10-34	.294	4-11	.364	14	66	80	5.7	26	0	54	18	10	7	98	7.0
14	MOORE, Jalon	18-10	367:49	20.4	42-109	.385	4-21	.190	34-52	.654	29	50	79	4.4	36	0	19	27	14	10	122	6.8
24	HOWARD, Rodney	14-11	303:53	21.7	25-50	.500	0-0	.000	5-11	.455	30	32	62	4.4	27	0	16	20	9	3	55	3.9
11	MAXWELL, Tristan	10-1	99:34	10.0	9-35	.257	5-16	.313	2-5	.400	2	8	10	1.0	12	0	6	8	0	4	25	2.5
12	BAGATSKIS, Freds Pauls	4-0	09:42	2.4	1-4	.250	1-4	.250	0-0	.000	0	0	0	0.0	2	0	0	0	0	0	3	0.8
30	BOYD, Coleman	2-0	01:15	0.6	0-1	.000	0-1	.000	0-0	.000	0	0	0	0.0	1	0	1	0	0	0	0	0.0
33	DANIELS, Brayden	1-0	00:57	0.9	0-0	.000	0-0	.000	0-0	.000	0	0	0	0.0	0	0	0	0	0	0	0	0.0
10	MARTYNOV, Cyril	2-0	03:08	1.6	0-2	.000	0-0	.000	0-0	.000	0	0	0	0.0	1	0	0	0	0	0	0	0.0
23	MEKA, Jordan	5-0	23:46	4.8	0-1	.000	0-0	.000	0-0	.000	2	5	7	1.4	7	0	1	0	2	2	0	0.0
Team											30	23	53				12					
<b>Total</b>		<b>19</b>	<b>3825</b>		<b>470-1139</b>	<b>.413</b>	<b>161-476</b>	<b>.338</b>	<b>161-238</b>	<b>.676</b>	<b>183</b>	<b>449</b>	<b>632</b>	<b>33.3</b>	<b>312</b>	<b>2</b>	<b>267</b>	<b>220</b>	<b>73</b>	<b>100</b>	<b>1262</b>	<b>66.4</b>
<b>Opponents</b>		<b>19</b>	<b>3825</b>		<b>508-1098</b>	<b>.463</b>	<b>130-399</b>	<b>.326</b>	<b>255-331</b>	<b>.770</b>	<b>175</b>	<b>511</b>	<b>686</b>	<b>36.1</b>	<b>272</b>	<b>4</b>	<b>294</b>	<b>191</b>	<b>66</b>	<b>118</b>	<b>1401</b>	<b>73.7</b>

## Team Statistics

	GATECH	OPP
<b>Scoring</b>	<b>1262</b>	<b>1401</b>
Points per game	66.4	73.7
Scoring margin	-7.3	-
<b>Field goals-att</b>	<b>470-1139</b>	<b>508-1098</b>
Field goal pct	.413	.463
<b>3 point fg-att</b>	<b>161-476</b>	<b>130-399</b>
3-point FG pct	.338	.326
3-pt FG made per game	8.5	6.8
<b>Free throws-att</b>	<b>161-238</b>	<b>255-331</b>
Free throw pct	.676	.770
F-Throws made per game	8.5	13.4
<b>Rebounds</b>	<b>632</b>	<b>686</b>
Rebounds per game	33.3	36.1
Rebounding margin	-2.8	-
<b>Assists</b>	<b>267</b>	<b>294</b>
Assists per game	14.1	15.5
<b>Turnovers</b>	<b>220</b>	<b>191</b>
Turnovers per game	11.6	10.1
Turnover margin	-1.5	-
Assist/turnover ratio	1.2	1.5
<b>Steals</b>	<b>100</b>	<b>118</b>
Steals per game	5.3	6.2
<b>Blocks</b>	<b>73</b>	<b>66</b>
Blocks per game	3.8	3.5
<b>Winning streak</b>	<b>2</b>	<b>-</b>
Home win streak	3	-
<b>Attendance</b>	<b>52413</b>	<b>99830</b>
Home games-Avg/Game	10-5241	9-11092
Neutral site-Avg/Game	-	0-0

## Team Results

Date	Opponent	Score	Att.
12/10/2022	at North Carolina	L 59-75	19410
12/21/2022	Clemson	L 66-79	4763
12/31/2022	Virginia	L 56-74	5371
01/04/2023	Miami (FL)	W 76-70	4203
01/07/2023	at Florida St.	L 64-75	5536
01/10/2023	at Notre Dame	Lot 72-73	4502
01/14/2023	Pittsburgh	L 60-71	5325
01/17/2023	NC State	L 66-78	4242
01/21/2023	Syracuse	L 63-80	5586
01/24/2023	at Clemson	L 51-72	6923
01/28/2023	Duke	L 43-86	7382
02/01/2023	at Louisville	L 58-68	11416
02/04/2023	at NC State	L 64-72	15473
02/08/2023	Notre Dame	W 70-68	4906
02/11/2023	at Wake Forest	L 70-71	8566
02/15/2023	Virginia Tech	W 77-70	4565
02/21/2023	at Pittsburgh	L 68-76	9482
02/25/2023	Louisville	W 83-67	6070
02/28/2023	at Syracuse	W 96-76	18522

GAME NOTES





**2022-23 Georgia Tech Men's Basketball  
Points-rebounds-assists  
All games**

Opponent	Date	Score		0	1	3	4	5	10	11	12	13	14	23
				TERRY,LANC	STURDIVANT	COLEMAN,DA	FRANKLIN,J	SMITH,DEIV	MARTYNOV,C	MAXWELL,TR	BAGATSKIS,	KELLY,MILE	MOORE,JALO	MEKA,JORDA
Clayton St.	11/07/2022	93-63	W	16-0-1	10-2-5	9-4-1	7-5-2	10-7-1	1-1-0	4-1-2	0-0-0	10-3-2	11-9-0	DNP
at Georgia St.	11/12/2022	59-57	W	4-5-1	5-3-0	16-5-1	3-2-0	7-4-2	DNP	2-2-0	DNP	15-1-0	7-7-0	0-0-0
NIU	11/17/2022	68-50	W	2-4-1	6-2-4	12-6-1	14-11-2	11-9-6	DNP	2-2-0	DNP	13-2-0	6-6-0	DNP
vs Utah	11/21/2022	64-68	L	0-2-0	7-1-3	11-3-0	11-8-3	15-6-4	DNP	9-0-2	DNP	9-4-0	2-2-0	DNP
vs Marquette	11/23/2022	60-84	L	6-0-0	10-2-2	6-2-0	17-14-2	6-6-2	DNP	0-2-0	3-0-0	8-3-1	2-2-0	DNP
North Ala.	11/26/2022	80-61	W	12-4-3	5-0-0	14-0-0	4-4-3	16-4-4	2-1-0	DNP	0-0-0	12-6-3	13-8-1	DNP
at Iowa	11/29/2022	65-81	L	2-2-2	3-1-1	12-0-0	7-7-4	10-8-4	DNP	0-0-1	DNP	21-4-1	10-8-0	0-0-0
Northeastern	12/02/2022	81-63	W	11-5-0	7-0-2	6-2-0	7-5-3	6-4-3	0-2-0	0-1-0	DNP	16-4-0	16-9-2	0-3-0
Georgia	12/06/2022	79-77	W	8-0-1	4-1-1	7-2-3	13-9-1	10-5-6	DNP	DNP	DNP	17-5-2	12-2-0	DNP
at North Carolina	12/10/2022	59-75	L	9-2-1	1-2-3	13-1-0	0-0-1	0-4-3	DNP	0-1-0	DNP	15-4-0	15-5-1	0-1-0
Alabama St.	12/17/2022	96-60	W	13-3-1	13-8-7	5-4-2	DNP	2-2-3	2-2-0	18-0-4	0-0-0	10-2-3	15-7-2	4-4-0
Clemson	12/21/2022	66-79	L	2-0-2	14-1-0	5-3-0	7-0-0	4-4-2	DNP	0-0-1	DNP	17-5-1	12-9-4	DNP
Virginia	12/31/2022	56-74	L	7-2-1	2-2-8	6-4-1	11-9-0	0-1-0	DNP	DNP	DNP	20-1-0	2-1-0	DNP
Miami (FL)	01/04/2023	76-70	W	24-6-0	0-1-0	14-6-3	0-2-1	4-7-5	DNP	DNP	DNP	20-4-1	10-6-2	DNP
at Florida St.	01/07/2023	64-75	L	17-5-0	0-0-2	11-3-3	6-3-0	7-7-6	DNP	0-2-0	DNP	16-2-2	7-5-0	DNP
at Notre Dame	01/10/2023	72-73	Lot	4-2-1	18-2-1	6-4-1	12-12-3	16-10-7	DNP	3-2-0	DNP	11-3-1	DNP	DNP
Pittsburgh	01/14/2023	60-71	L	2-2-1	5-2-5	13-1-2	2-1-0	15-11-1	DNP	8-1-2	DNP	6-3-3	3-2-0	DNP
NC State	01/17/2023	66-78	L	9-3-2	9-5-3	4-1-1	5-5-0	4-4-2	DNP	0-0-0	DNP	9-1-2	17-8-1	DNP
Syracuse	01/21/2023	63-80	L	DNP	7-1-2	17-2-2	2-2-2	9-4-7	DNP	DNP	DNP	13-4-4	11-5-2	0-1-0
at Clemson	01/24/2023	51-72	L	DNP	4-2-5	7-4-1	12-5-0	11-10-4	DNP	DNP	DNP	9-2-1	8-6-0	0-0-0
Duke	01/28/2023	43-86	L	DNP	2-1-3	5-1-0	6-2-1	5-3-5	0-0-0	10-1-2	0-0-0	5-3-0	1-3-0	DNP
at Louisville	02/01/2023	58-68	L	DNP	17-4-4	8-4-1	8-12-1	DNP	DNP	2-0-1	3-0-0	16-3-1	4-8-1	DNP
at NC State	02/04/2023	64-72	L	10-2-0	13-4-4	8-5-0	16-8-5	0-1-0	DNP	0-1-0	DNP	17-9-0	0-0-0	0-3-0
Notre Dame	02/08/2023	70-68	W	19-3-3	12-3-0	11-4-0	16-9-3	8-9-7	DNP	DNP	DNP	4-2-1	0-3-1	DNP
at Wake Forest	02/11/2023	70-71	L	8-2-1	5-1-1	6-1-0	14-15-2	15-5-5	DNP	2-2-0	DNP	9-7-0	9-3-3	DNP
Virginia Tech	02/15/2023	77-70	W	14-4-3	10-2-2	21-5-1	10-10-3	DNP	DNP	DNP	DNP	15-6-2	7-6-3	0-2-1
Florida Tech	02/18/2023	79-56	W	19-4-1	8-1-5	8-2-5	13-14-4	DNP	0-0-0	DNP	2-0-0	12-3-3	15-6-1	0-1-0
at Pittsburgh	02/21/2023	68-76	L	0-3-0	16-3-5	3-1-1	15-8-4	DNP	DNP	DNP	0-0-0	24-5-2	10-4-1	DNP
Louisville	02/25/2023	83-67	W	17-2-3	11-2-10	9-3-1	21-13-2	DNP	DNP	DNP	DNP	19-3-0	6-5-0	DNP
at Syracuse	02/28/2023	96-76	W	24-4-3	20-6-3	8-1-8	14-15-10	DNP	0-0-0	DNP	0-0-0	30-3-3	0-0-0	DNP



**2022-23 Georgia Tech Men's Basketball  
Points-rebounds-assists  
All games**

Opponent	Date	Score		24	30	33	43
				HOWARD,ROD	BOYD,COLEM	DANIELS,BR	HILL,JERMO
Clayton St.	11/07/2022	93-63	W	15-13-3	0-0-0	0-1-0	0-0-0
at Georgia St.	11/12/2022	59-57	W	0-3-3	DNP	DNP	DNP
NIU	11/17/2022	68-50	W	2-0-0	DNP	DNP	DNP
vs Utah	11/21/2022	64-68	L	0-2-0	DNP	DNP	DNP
vs Marquette	11/23/2022	60-84	L	2-2-0	DNP	DNP	DNP
North Ala.	11/26/2022	80-61	W	2-2-2	0-0-0	0-0-0	0-0-0
at Iowa	11/29/2022	65-81	L	DNP	DNP	DNP	DNP
Northeastern	12/02/2022	81-63	W	12-7-1	0-0-0	0-1-0	0-0-0
Georgia	12/06/2022	79-77	W	8-1-0	DNP	DNP	DNP
at North Carolina	12/10/2022	59-75	L	6-2-1	DNP	DNP	DNP
Alabama St.	12/17/2022	96-60	W	11-11-3	3-0-0	0-0-0	0-0-0
Clemson	12/21/2022	66-79	L	5-6-0	DNP	DNP	DNP
Virginia	12/31/2022	56-74	L	8-5-1	DNP	DNP	DNP
Miami (FL)	01/04/2023	76-70	W	4-8-3	DNP	DNP	DNP
at Florida St.	01/07/2023	64-75	L	0-4-2	DNP	DNP	DNP
at Notre Dame	01/10/2023	72-73	Lot	2-3-0	DNP	DNP	DNP
Pittsburgh	01/14/2023	60-71	L	6-10-1	DNP	DNP	DNP
NC State	01/17/2023	66-78	L	9-7-5	DNP	DNP	DNP
Syracuse	01/21/2023	63-80	L	4-4-1	DNP	DNP	DNP
at Clemson	01/24/2023	51-72	L	0-3-0	DNP	DNP	DNP
Duke	01/28/2023	43-86	L	9-6-1	DNP	DNP	DNP
at Louisville	02/01/2023	58-68	L	0-1-1	DNP	DNP	DNP
at NC State	02/04/2023	64-72	L	DNP	DNP	DNP	DNP
Notre Dame	02/08/2023	70-68	W	0-2-0	DNP	DNP	DNP
at Wake Forest	02/11/2023	70-71	L	2-1-0	DNP	DNP	DNP
Virginia Tech	02/15/2023	77-70	W	DNP	DNP	DNP	DNP
Florida Tech	02/18/2023	79-56	W	0-0-0	0-0-0	0-2-1	2-0-0
at Pittsburgh	02/21/2023	68-76	L	DNP	DNP	DNP	DNP
Louisville	02/25/2023	83-67	W	DNP	0-0-1	DNP	DNP
at Syracuse	02/28/2023	96-76	W	DNP	0-0-0	0-0-0	DNP



**2022-23 Georgia Tech Men's Basketball  
Team Game-by-Game  
All games**

Opponent	Date	Score	W	Total		3-Pointers		Free throws		Rebounds										
				FG-FGA	PCT	3FG-3FGA	PCT	FT-FTA	PCT	OFF	DEF	TOT	AVG	PF	A	TO	BLK	STL	PTS	AVG
Clayton St.	11/07/2022	93-63	W	35-73	.479	7-20	.350	16-24	.667	21	31	52	52.0	15	17	11	6	8	93	93.0
at Georgia St.	11/12/2022	59-57	W	19-48	.396	3-8	.375	18-27	.667	7	26	33	42.5	18	7	13	3	7	59	76.0
NIU	11/17/2022	68-50	W	27-69	.391	5-18	.278	9-13	.692	13	35	48	44.3	16	14	11	10	7	68	73.3
vs Utah	11/21/2022	64-68	L	24-69	.348	5-23	.217	11-20	.550	18	17	35	42.0	17	12	5	4	13	64	71.0
vs Marquette	11/23/2022	60-84	L	22-65	.338	7-23	.304	9-10	.900	12	25	37	41.0	17	7	13	5	4	60	68.8
North Ala.	11/26/2022	80-61	W	31-52	.596	6-19	.316	12-16	.750	6	23	29	39.0	9	16	14	5	8	80	70.7
at Iowa	11/29/2022	65-81	L	25-64	.391	7-23	.304	8-10	.800	15	20	35	38.4	21	13	11	1	6	65	69.9
Northeastern	12/02/2022	81-63	W	28-63	.444	5-16	.313	20-26	.769	15	31	46	39.4	17	11	9	4	5	81	71.3
Georgia	12/06/2022	79-77	W	30-63	.476	5-19	.263	14-19	.737	11	18	29	38.2	11	14	7	5	7	79	72.1
at North Carolina	12/10/2022	59-75	L	22-54	.407	9-26	.346	6-8	.750	1	21	22	36.6	20	10	11	5	8	59	70.8
Alabama St.	12/17/2022	96-60	W	37-68	.544	13-24	.542	9-13	.692	7	38	45	37.4	17	25	5	8	5	96	73.1
Clemson	12/21/2022	66-79	L	25-58	.431	5-23	.217	11-18	.611	5	23	28	36.6	17	10	11	5	4	66	72.5
Virginia	12/31/2022	56-74	L	20-45	.444	7-16	.438	9-13	.692	8	22	30	36.1	16	11	23	1	6	56	71.2
Miami (FL)	01/04/2023	76-70	W	25-61	.410	9-24	.375	17-19	.895	14	32	46	36.8	17	15	15	2	3	76	71.6
at Florida St.	01/07/2023	64-75	L	23-57	.404	9-24	.375	9-12	.750	9	23	32	36.5	12	15	13	1	6	64	71.1
at Notre Dame	01/10/2023	72-73	Lot	27-66	.409	8-27	.296	10-12	.833	14	28	42	36.8	18	14	14	5	7	72	71.1
Pittsburgh	01/14/2023	60-71	L	24-66	.364	12-29	.414	0-3	.000	14	26	40	37.0	16	15	10	2	0	60	70.5
NC State	01/17/2023	66-78	L	28-71	.394	2-21	.095	8-19	.421	18	18	36	36.9	18	16	10	3	8	66	70.2
Syracuse	01/21/2023	63-80	L	25-58	.431	10-31	.323	3-6	.500	8	19	27	36.4	17	20	16	5	3	63	69.8
at Clemson	01/24/2023	51-72	L	22-64	.344	4-23	.174	3-4	.750	11	23	34	36.3	14	11	10	4	5	51	68.9
Duke	01/28/2023	43-86	L	17-55	.309	5-22	.227	4-6	.667	5	17	22	35.6	17	12	11	5	4	43	67.7
at Louisville	02/01/2023	58-68	L	18-61	.295	7-27	.259	15-24	.625	12	20	32	35.5	19	10	5	5	9	58	67.2
at NC State	02/04/2023	64-72	L	26-59	.441	8-24	.333	4-6	.667	10	27	37	35.5	17	9	17	5	5	64	67.1
Notre Dame	02/08/2023	70-68	W	27-60	.450	8-21	.381	8-12	.667	8	28	36	35.5	14	15	9	3	3	70	67.2
at Wake Forest	02/11/2023	70-71	L	27-66	.409	8-19	.421	8-8	1.000	15	24	39	35.7	20	12	11	4	7	70	67.3
Virginia Tech	02/15/2023	77-70	W	26-58	.448	11-22	.500	14-26	.538	10	31	41	35.9	13	15	12	8	8	77	67.7
Florida Tech	02/18/2023	79-56	W	31-65	.477	8-23	.348	9-11	.818	15	22	37	35.9	16	20	12	3	9	79	68.1
at Pittsburgh	02/21/2023	68-76	L	26-55	.473	9-28	.321	7-10	.700	3	21	24	35.5	17	13	4	3	0	68	68.1
Louisville	02/25/2023	83-67	W	27-56	.482	12-29	.414	17-22	.773	7	22	29	35.3	16	17	10	5	7	83	68.6
at Syracuse	02/28/2023	96-76	W	35-69	.507	18-40	.450	8-10	.800	11	24	35	35.3	14	27	8	2	7	96	69.5
<b>Total</b>		<b>2086</b>		<b>779-1838</b>	<b>.424</b>	<b>232-692</b>	<b>.335</b>	<b>296-427</b>	<b>.693</b>	<b>323</b>	<b>735</b>	<b>1058</b>	<b>35.3</b>	<b>486</b>	<b>423</b>	<b>331</b>	<b>127</b>	<b>179</b>	<b>2086</b>	<b>69.5</b>
Opponents		2121		776-1773	.438	187-623	.300	382-538	.710	325	773	1098	36.6	450	435	333	105	172	2121	70.7

**Georgia Tech Averages**

Games Played	Points/game	FG Pct	3FG Pct	FT Pct	Rebounds/game	Assists/game	Turnovers/game	Assist/Turnover ratio	Steals/game	Blocks/game
30	69.5	42.4	33.5	69.3	35.3	14.1	11.0	1.3	6.0	4.2



**2022-23 Georgia Tech Men's Basketball  
Opponents Game-by-Game  
All games**

Opponent	Date	Score	W	Total		3-Pointers		Free throws		Rebounds				PF	A	TO	BLK	STL	PTS	AVG
				FG-FGA	PCT	3FG-3FGA	PCT	FT-FTA	PCT	OFF	DEF	TOT	AVG							
Clayton St.	11/07/2022	93-63	W	26-70	.371	4-22	.182	7-11	.636	14	18	32	32.0	18	13	13	2	6	63	63.0
at Georgia St.	11/12/2022	59-57	W	21-57	.368	2-14	.143	13-21	.619	14	22	36	34.0	26	11	15	2	8	57	60.0
NIU	11/17/2022	68-50	W	18-67	.269	5-24	.208	9-21	.429	20	27	47	38.3	16	11	14	3	5	50	56.7
vs Utah	11/21/2022	64-68	L	24-52	.462	5-16	.313	15-21	.714	14	31	45	40.0	17	9	19	5	2	68	59.5
vs Marquette	11/23/2022	60-84	L	29-61	.475	9-23	.391	17-22	.773	10	31	41	40.2	15	14	11	6	7	84	64.4
North Ala.	11/26/2022	80-61	W	26-62	.419	4-18	.222	5-11	.455	15	17	32	38.8	14	14	16	0	7	61	63.8
at Iowa	11/29/2022	65-81	L	27-60	.450	9-26	.346	18-31	.581	19	25	44	39.6	11	21	9	6	5	81	66.3
Northeastern	12/02/2022	81-63	W	22-62	.355	5-25	.200	14-22	.636	13	23	36	39.1	17	14	11	6	4	63	65.9
Georgia	12/06/2022	79-77	W	31-58	.534	6-13	.462	9-16	.563	9	22	31	38.2	16	15	11	3	2	77	67.1
at North Carolina	12/10/2022	59-75	L	27-57	.474	3-13	.231	18-24	.750	12	31	43	38.7	11	15	11	1	5	75	67.9
Alabama St.	12/17/2022	96-60	W	23-66	.348	4-20	.200	10-15	.667	7	27	34	38.3	14	10	7	2	3	60	67.2
Clemson	12/21/2022	66-79	L	31-62	.500	5-18	.278	12-13	.923	8	32	40	38.4	22	20	11	3	3	79	68.2
Virginia	12/31/2022	56-74	L	27-57	.474	10-22	.455	10-16	.625	11	20	31	37.8	14	21	11	3	14	74	68.6
Miami (FL)	01/04/2023	76-70	W	24-68	.353	5-32	.156	17-25	.680	16	20	36	37.7	17	12	7	3	13	70	68.7
at Florida St.	01/07/2023	64-75	L	30-61	.492	10-25	.400	5-8	.625	8	26	34	37.5	11	23	9	0	5	75	69.1
at Notre Dame	01/10/2023	72-73	Lot	25-59	.424	9-24	.375	14-19	.737	7	26	33	37.2	15	12	14	6	7	73	69.4
Pittsburgh	01/14/2023	60-71	L	24-56	.429	6-20	.300	17-20	.850	6	29	35	37.1	12	5	3	4	6	71	69.5
NC State	01/17/2023	66-78	L	27-53	.509	7-21	.333	17-20	.850	8	31	39	37.2	19	15	15	7	6	78	69.9
Syracuse	01/21/2023	63-80	L	31-56	.554	6-14	.429	12-18	.667	9	24	33	36.9	12	18	8	5	8	80	70.5
at Clemson	01/24/2023	51-72	L	27-51	.529	9-20	.450	9-11	.818	3	30	33	36.8	9	18	11	3	5	72	70.6
Duke	01/28/2023	43-86	L	34-61	.557	9-23	.391	9-15	.600	14	30	44	37.1	11	24	9	6	5	86	71.3
at Louisville	02/01/2023	58-68	L	21-46	.457	7-19	.368	19-26	.731	9	37	46	37.5	20	10	15	1	5	68	71.1
at NC State	02/04/2023	64-72	L	26-62	.419	7-21	.333	13-17	.765	12	24	36	37.4	10	14	9	5	9	72	71.2
Notre Dame	02/08/2023	70-68	W	23-56	.411	8-24	.333	14-15	.933	5	27	32	37.2	14	11	7	2	4	68	71.0
at Wake Forest	02/11/2023	70-71	L	23-52	.442	6-22	.273	19-24	.792	7	24	31	37.0	11	14	10	3	6	71	71.0
Virginia Tech	02/15/2023	77-70	W	30-73	.411	6-23	.261	4-8	.500	15	25	40	37.1	21	19	10	4	9	70	71.0
Florida Tech	02/18/2023	79-56	W	21-60	.350	4-23	.174	10-16	.625	15	19	34	37.0	14	9	16	4	5	56	70.4
at Pittsburgh	02/21/2023	68-76	L	24-51	.471	9-24	.375	19-20	.950	6	28	34	36.9	12	14	7	2	1	76	70.6
Louisville	02/25/2023	83-67	W	27-61	.443	4-17	.235	9-12	.750	14	23	37	36.9	20	12	14	4	3	67	70.5
at Syracuse	02/28/2023	96-76	W	27-56	.482	4-17	.235	18-20	.900	5	24	29	36.6	11	17	10	4	4	76	70.7
<b>Total</b>		<b>2121</b>		<b>776-1773</b>	<b>.438</b>	<b>187-623</b>	<b>.300</b>	<b>382-538</b>	<b>.710</b>	<b>325</b>	<b>773</b>	<b>1098</b>	<b>36.6</b>	<b>450</b>	<b>435</b>	<b>333</b>	<b>105</b>	<b>172</b>	<b>2121</b>	<b>70.7</b>
Georgia Tech		2086		779-1838	.424	232-692	.335	296-427	.693	323	735	1058	35.3	486	423	331	127	179	2086	69.5

**Opponents Averages**

Games Played	Points/game	FG Pct	3FG Pct	FT Pct	Rebounds/game	Assists/game	Turnovers/game	Assist/Turnover ratio	Steals/game	Blocks/game
30	70.7	43.8	30.0	71.0	36.6	14.5	11.1	1.3	5.7	3.5



**2022-23 Georgia Tech Men's Basketball  
Individual Game-by-Game  
All games**

**#0 TERRY, Lance**

Opponent	Date	GS	MIN	Total		3-Pointers		Free throws		Rebounds				PF	A	TO	BLK	STL	PTS	AVG	
				FG-FGA	PCT	3FG-3FGA	PCT	FT-FTA	PCT	OFF	DEF	TOT	AVG								
Clayton St.	11/07/2022	*	23:54	5-10	.500	4-8	.500	2-2	1.000	0	0	0	0.0	1	1	0	0	1	16	16.0	
at Georgia St.	11/12/2022	*	30:22	2-4	.500	0-0	.000	0-0	.000	0	5	5	2.5	1	1	2	0	0	4	10.0	
NIU	11/17/2022	*	26:52	1-5	.200	0-1	.000	0-0	.000	0	4	4	3.0	1	1	0	0	2	2	7.3	
vs Utah	11/21/2022	*	26:41	0-5	.000	0-2	.000	0-0	.000	0	2	2	2.8	2	0	0	0	1	0	5.5	
vs Marquette	11/23/2022	*	26:25	2-7	.286	2-4	.500	0-0	.000	0	0	0	2.2	2	0	0	0	0	6	5.6	
North Ala.	11/26/2022		24:03	4-6	.667	2-4	.500	2-2	1.000	1	3	4	2.5	3	3	1	0	1	12	6.7	
at Iowa	11/29/2022		18:05	1-6	.167	0-4	.000	0-0	.000	0	2	2	2.4	1	2	0	0	0	2	6.0	
Northeastern	12/02/2022		19:52	5-6	.833	0-1	.000	1-1	1.000	1	4	5	2.8	1	0	1	0	1	11	6.6	
Georgia	12/06/2022		20:25	3-6	.500	0-2	.000	2-2	1.000	0	0	0	2.4	0	1	0	1	0	8	6.8	
at North Carolina	12/10/2022		24:32	3-8	.375	2-6	.333	1-2	.500	0	2	2	2.4	2	1	0	1	0	9	7.0	
Alabama St.	12/17/2022		21:07	5-6	.833	2-3	.667	1-1	1.000	0	3	3	2.5	1	1	1	0	0	13	7.5	
Clemson	12/21/2022		18:25	1-4	.250	0-2	.000	0-0	.000	0	0	0	2.3	2	2	0	0	0	2	7.1	
Virginia	12/31/2022	*	27:38	2-5	.400	1-2	.500	2-2	1.000	1	1	2	2.2	3	1	2	0	0	7	7.1	
Miami (FL)	01/04/2023	*	40:00	8-13	.615	4-5	.800	4-6	.667	2	4	6	2.5	2	0	2	1	1	24	8.3	
at Florida St.	01/07/2023	*	37:42	6-15	.400	3-6	.500	2-2	1.000	0	5	5	2.7	2	0	0	0	3	17	8.9	
at Notre Dame	01/10/2023	*	34:55	1-9	.111	0-4	.000	2-2	1.000	0	2	2	2.6	3	1	0	0	1	4	8.6	
Pittsburgh	01/14/2023	*	26:16	1-6	.167	0-2	.000	0-0	.000	0	2	2	2.6	4	1	0	0	0	2	8.2	
NC State	01/17/2023		18:47	3-9	.333	1-5	.200	2-3	.667	1	2	3	2.6	1	2	1	0	1	9	8.2	
at NC State	02/04/2023	*	38:14	4-9	.444	1-4	.250	1-1	1.000	2	0	2	2.6	0	0	4	0	0	10	8.3	
Notre Dame	02/08/2023	*	40:00	8-15	.533	3-6	.500	0-0	.000	1	2	3	2.6	3	3	2	0	0	19	8.9	
at Wake Forest	02/11/2023	*	25:42	3-4	.750	1-1	1.000	1-1	1.000	0	2	2	2.6	1	1	2	0	2	8	8.8	
Virginia Tech	02/15/2023	*	40:00	4-10	.400	2-5	.400	4-6	.667	1	3	4	2.6	1	3	0	1	0	14	9.0	
Florida Tech	02/18/2023	*	33:44	7-15	.467	2-5	.400	3-3	1.000	1	3	4	2.7	3	1	2	1	0	19	9.5	
at Pittsburgh	02/21/2023	*	14:31	0-4	.000	0-2	.000	0-0	.000	0	3	3	2.7	5	0	1	0	0	0	9.1	
Louisville	02/25/2023	*	40:00	6-15	.400	4-11	.364	1-3	.333	0	2	2	2.7	3	3	1	0	2	17	9.4	
at Syracuse	02/28/2023	*	39:03	8-14	.571	7-10	.700	1-1	1.000	0	4	4	2.7	3	3	3	0	1	24	10.0	
<b>Totals</b>			<b>18</b>	<b>737:15</b>	<b>93-216</b>	<b>.431</b>	<b>41-105</b>	<b>.390</b>	<b>32-40</b>	<b>.800</b>	<b>11</b>	<b>60</b>	<b>71</b>	<b>2.7</b>	<b>51</b>	<b>32</b>	<b>25</b>	<b>5</b>	<b>17</b>	<b>259</b>	<b>10.0</b>

**Player Averages**

Games Played	Minutes/ game	Points/ game	FG Pct	3FG Pct	FT Pct	Rebounds/ game	Assists/ game	Turnovers/ game	Assist/Turnover ratio	Steals/ game	Blocks/ game
26	28.4	10.0	43.1	39.0	80.0	2.7	1.2	1.0	1.3	0.7	0.2



**2022-23 Georgia Tech Men's Basketball  
Individual Game-by-Game  
All games**

**#1 STURDIVANT, Kyle**

Opponent	Date	GS	MIN	Total		3-Pointers		Free throws		Rebounds				PF	A	TO	BLK	STL	PTS	AVG
				FG-FGA	PCT	3FG-3FGA	PCT	FT-FTA	PCT	OFF	DEF	TOT	AVG							
Clayton St.	11/07/2022	*	26:05	2-6	.333	0-0	.000	6-8	.750	1	1	2	2.0	2	5	2	0	2	10	10.0
at Georgia St.	11/12/2022	*	17:38	2-5	.400	0-0	.000	1-4	.250	0	3	3	2.5	1	0	2	0	1	5	7.5
NIU	11/17/2022	*	20:41	2-6	.333	1-1	1.000	1-2	.500	0	2	2	2.3	1	4	3	0	1	6	7.0
vs Utah	11/21/2022	*	16:10	3-6	.500	1-3	.333	0-0	.000	0	1	1	2.0	2	3	0	0	1	7	7.0
vs Marquette	11/23/2022	*	24:45	4-8	.500	2-4	.500	0-0	.000	0	2	2	2.0	2	2	1	1	1	10	7.6
North Ala.	11/26/2022		18:21	2-6	.333	1-4	.250	0-1	.000	0	0	0	1.7	0	0	4	0	1	5	7.2
at Iowa	11/29/2022		13:18	1-5	.200	1-2	.500	0-0	.000	0	1	1	1.6	3	1	0	0	1	3	6.6
Northeastern	12/02/2022		14:20	2-9	.222	1-3	.333	2-4	.500	0	0	0	1.4	2	2	1	0	0	7	6.6
Georgia	12/06/2022		07:14	2-5	.400	0-2	.000	0-0	.000	0	1	1	1.3	0	1	0	0	0	4	6.3
at North Carolina	12/10/2022		15:51	0-6	.000	0-3	.000	1-2	.500	0	2	2	1.4	0	3	1	0	0	1	5.8
Alabama St.	12/17/2022	*	24:03	5-10	.500	3-4	.750	0-0	.000	0	8	8	2.0	2	7	1	1	0	13	6.5
Clemson	12/21/2022	*	21:32	6-10	.600	1-4	.250	1-2	.500	0	1	1	1.9	3	0	2	0	0	14	7.1
Virginia	12/31/2022	*	29:40	1-4	.250	0-2	.000	0-0	.000	0	2	2	1.9	2	8	5	0	1	2	6.7
Miami (FL)	01/04/2023		08:03	0-2	.000	0-2	.000	0-0	.000	0	1	1	1.9	2	0	1	0	0	0	6.2
at Florida St.	01/07/2023		04:50	0-1	.000	0-1	.000	0-0	.000	0	0	0	1.7	0	2	2	0	0	0	5.8
at Notre Dame	01/10/2023		18:39	7-12	.583	2-3	.667	2-2	1.000	0	2	2	1.8	2	1	0	0	1	18	6.6
Pittsburgh	01/14/2023		20:11	2-7	.286	1-4	.250	0-0	.000	1	1	2	1.8	0	5	1	0	0	5	6.5
NC State	01/17/2023	*	29:37	3-9	.333	1-3	.333	2-3	.667	0	5	5	1.9	4	3	1	0	2	9	6.6
Syracuse	01/21/2023		18:42	3-8	.375	1-6	.167	0-0	.000	0	1	1	1.9	2	2	3	0	0	7	6.6
at Clemson	01/24/2023		24:08	2-9	.222	0-3	.000	0-0	.000	1	1	2	1.9	0	5	3	0	0	4	6.5
Duke	01/28/2023		19:23	1-3	.333	0-1	.000	0-0	.000	0	1	1	1.9	2	3	1	0	0	2	6.3
at Louisville	02/01/2023	*	37:40	5-16	.313	2-9	.222	5-7	.714	0	4	4	2.0	1	4	2	0	1	17	6.8
at NC State	02/04/2023	*	37:56	5-10	.500	3-6	.500	0-0	.000	0	4	4	2.0	3	4	3	0	2	13	7.0
Notre Dame	02/08/2023	*	34:21	5-10	.500	2-5	.400	0-0	.000	0	3	3	2.1	2	0	1	0	0	12	7.3
at Wake Forest	02/11/2023	*	14:12	2-8	.250	1-1	1.000	0-0	.000	0	1	1	2.0	2	1	1	0	0	5	7.2
Virginia Tech	02/15/2023	*	21:02	3-10	.300	3-5	.600	1-4	.250	0	2	2	2.0	2	2	2	1	1	10	7.3
Florida Tech	02/18/2023	*	23:37	3-4	.750	2-3	.667	0-0	.000	0	1	1	2.0	2	5	2	0	2	8	7.3
at Pittsburgh	02/21/2023	*	37:46	7-13	.538	2-6	.333	0-0	.000	0	3	3	2.0	2	5	0	0	0	16	7.6
Louisville	02/25/2023	*	39:10	3-8	.375	0-3	.000	5-5	1.000	0	2	2	2.0	2	10	2	0	2	11	7.7
at Syracuse	02/28/2023	*	37:55	7-10	.700	2-3	.667	4-4	1.000	2	4	6	2.2	3	3	1	0	2	20	8.1
<b>Totals</b>			<b>18 676:50</b>	<b>90-226</b>	<b>.398</b>	<b>33-96</b>	<b>.344</b>	<b>31-48</b>	<b>.646</b>	<b>5</b>	<b>60</b>	<b>65</b>	<b>2.2</b>	<b>51</b>	<b>91</b>	<b>48</b>	<b>3</b>	<b>22</b>	<b>244</b>	<b>8.1</b>

**Player Averages**

Games Played	Minutes/game	Points/game	FG Pct	3FG Pct	FT Pct	Rebounds/game	Assists/game	Turnovers/game	Assist/Turnover ratio	Steals/game	Blocks/game
30	22.6	8.1	39.8	34.4	64.6	2.2	3.0	1.6	1.9	0.7	0.1



**2022-23 Georgia Tech Men's Basketball  
Individual Game-by-Game  
All games**

**#3 COLEMAN, Dallan "Deebo"**

Opponent	Date	GS	MIN	Total		3-Pointers		Free throws		Rebounds				PF	A	TO	BLK	STL	PTS	AVG
				FG-FGA	PCT	3FG-3FGA	PCT	FT-FTA	PCT	OFF	DEF	TOT	AVG							
Clayton St.	11/07/2022	*	27:31	4-6	.667	1-2	.500	0-0	.000	0	4	4	4.0	0	1	1	1	1	9	9.0
at Georgia St.	11/12/2022	*	36:59	3-7	.429	1-2	.500	9-13	.692	2	3	5	4.5	1	1	0	0	0	16	12.5
NIU	11/17/2022	*	29:00	4-8	.500	3-6	.500	1-2	.500	1	5	6	5.0	2	1	1	0	0	12	12.3
vs Utah	11/21/2022	*	34:18	3-11	.273	2-8	.250	3-4	.750	1	2	3	4.5	2	0	2	1	2	11	12.0
vs Marquette	11/23/2022	*	25:31	2-8	.250	2-7	.286	0-0	.000	1	1	2	4.0	3	0	3	0	0	6	10.8
North Ala.	11/26/2022	*	24:38	3-5	.600	2-4	.500	6-6	1.000	0	0	0	3.3	0	0	0	0	0	14	11.3
at Iowa	11/29/2022	*	30:27	4-10	.400	2-6	.333	2-3	.667	0	0	0	2.9	4	0	1	0	0	12	11.4
Northeastern	12/02/2022	*	23:11	3-7	.429	0-3	.000	0-0	.000	0	2	2	2.8	2	0	1	0	0	6	10.8
Georgia	12/06/2022	*	35:06	3-8	.375	1-4	.250	0-2	.000	1	1	2	2.7	3	3	1	0	2	7	10.3
at North Carolina	12/10/2022	*	29:24	4-7	.571	3-5	.600	2-2	1.000	0	1	1	2.5	1	0	1	1	0	13	10.6
Alabama St.	12/17/2022		15:18	2-5	.400	0-1	.000	1-2	.500	0	4	4	2.6	0	2	0	0	2	5	10.1
Clemson	12/21/2022		26:44	2-6	.333	1-5	.200	0-2	.000	0	3	3	2.7	3	0	2	0	0	5	9.7
Virginia	12/31/2022	*	33:54	2-6	.333	1-3	.333	1-2	.500	0	4	4	2.8	3	1	4	0	0	6	9.4
Miami (FL)	01/04/2023	*	36:07	4-13	.308	2-8	.250	4-4	1.000	2	4	6	3.0	4	3	2	0	1	14	9.7
at Florida St.	01/07/2023	*	28:12	4-7	.571	2-5	.400	1-2	.500	1	2	3	3.0	2	3	2	0	1	11	9.8
at Notre Dame	01/10/2023	*	27:11	2-8	.250	0-6	.000	2-2	1.000	0	4	4	3.1	2	1	1	0	0	6	9.6
Pittsburgh	01/14/2023	*	33:36	5-12	.417	3-8	.375	0-0	.000	0	1	1	2.9	4	2	1	0	0	13	9.8
NC State	01/17/2023	*	20:33	2-7	.286	0-4	.000	0-1	.000	0	1	1	2.8	1	1	0	0	0	4	9.4
Syracuse	01/21/2023	*	40:00	6-9	.667	5-8	.625	0-0	.000	0	2	2	2.8	1	2	1	0	0	17	9.8
at Clemson	01/24/2023	*	36:00	3-13	.231	1-7	.143	0-0	.000	0	4	4	2.9	2	1	1	0	2	7	9.7
Duke	01/28/2023	*	32:07	2-8	.250	1-4	.250	0-0	.000	0	1	1	2.8	1	0	2	2	1	5	9.5
at Louisville	02/01/2023	*	36:15	2-8	.250	2-6	.333	2-4	.500	0	4	4	2.8	2	1	1	1	2	8	9.4
at NC State	02/04/2023	*	36:58	3-10	.300	1-5	.200	1-2	.500	1	4	5	2.9	4	0	2	0	2	8	9.3
Notre Dame	02/08/2023	*	20:40	3-8	.375	2-5	.400	3-3	1.000	0	4	4	3.0	3	0	1	0	0	11	9.4
at Wake Forest	02/11/2023	*	20:11	2-4	.500	2-4	.500	0-0	.000	0	1	1	2.9	4	0	1	0	0	6	9.3
Virginia Tech	02/15/2023	*	36:09	6-10	.600	3-4	.750	6-8	.750	0	5	5	3.0	1	1	3	1	1	21	9.7
Florida Tech	02/18/2023	*	32:58	3-9	.333	2-5	.400	0-0	.000	1	1	2	2.9	3	5	0	0	4	8	9.7
at Pittsburgh	02/21/2023	*	40:00	1-6	.167	1-5	.200	0-0	.000	0	1	1	2.9	3	1	0	0	0	3	9.4
Louisville	02/25/2023	*	28:19	3-6	.500	3-5	.600	0-0	.000	0	3	3	2.9	2	1	2	2	0	9	9.4
at Syracuse	02/28/2023	*	39:03	3-14	.214	2-12	.167	0-0	.000	0	1	1	2.8	3	8	1	0	1	8	9.4
<b>Totals</b>		<b>28</b>	<b>916:19</b>	<b>93-246</b>	<b>.378</b>	<b>51-157</b>	<b>.325</b>	<b>44-64</b>	<b>.688</b>	<b>11</b>	<b>73</b>	<b>84</b>	<b>2.8</b>	<b>66</b>	<b>39</b>	<b>38</b>	<b>9</b>	<b>22</b>	<b>281</b>	<b>9.4</b>

**Player Averages**

Games Played	Minutes/game	Points/game	FG Pct	3FG Pct	FT Pct	Rebounds/game	Assists/game	Turnovers/game	Assist/Turnover ratio	Steals/game	Blocks/game
30	30.5	9.4	37.8	32.5	68.8	2.8	1.3	1.3	1.0	0.7	0.3



**2022-23 Georgia Tech Men's Basketball  
Individual Game-by-Game  
All games**

**#4 FRANKLIN, Ja'von**

Opponent	Date	GS	MIN	Total		3-Pointers		Free throws		Rebounds				PF	A	TO	BLK	STL	PTS	AVG
				FG-FGA	PCT	3FG-3FGA	PCT	FT-FTA	PCT	OFF	DEF	TOT	AVG							
Clayton St.	11/07/2022		18:30	3-5	.600	0-1	.000	1-1	1.000	1	4	5	5.0	1	2	0	2	0	7	7.0
at Georgia St.	11/12/2022		11:27	1-4	.250	0-0	.000	1-2	.500	1	1	2	3.5	3	0	1	2	0	3	5.0
NIU	11/17/2022		30:09	6-9	.667	0-0	.000	2-2	1.000	5	6	11	6.0	4	2	0	5	0	14	8.0
vs Utah	11/21/2022		31:31	3-7	.429	0-0	.000	5-6	.833	6	2	8	6.5	2	3	0	1	3	11	8.8
vs Marquette	11/23/2022	*	35:23	6-9	.667	0-0	.000	5-6	.833	5	9	14	8.0	3	2	0	2	1	17	10.4
North Ala.	11/26/2022	*	22:39	2-2	1.000	0-0	.000	0-0	.000	1	3	4	7.3	2	3	2	4	1	4	9.3
at Iowa	11/29/2022	*	29:18	2-6	.333	0-0	.000	3-3	1.000	2	5	7	7.3	3	4	2	1	1	7	9.0
Northeastern	12/02/2022	*	22:48	3-6	.500	0-0	.000	1-2	.500	2	3	5	7.0	1	3	2	1	3	7	8.8
Georgia	12/06/2022	*	27:11	4-6	.667	0-0	.000	5-6	.833	4	5	9	7.2	2	1	1	2	2	13	9.2
at North Carolina	12/10/2022	*	06:26	0-1	.000	0-0	.000	0-0	.000	0	0	0	6.5	1	1	0	0	0	0	8.3
Clemson	12/21/2022		14:25	3-6	.500	0-1	.000	1-1	1.000	0	0	0	5.9	2	0	1	2	1	7	8.2
Virginia	12/31/2022		22:20	5-9	.556	0-0	.000	1-4	.250	5	4	9	6.2	2	0	1	0	1	11	8.4
Miami (FL)	01/04/2023		13:51	0-1	.000	0-0	.000	0-0	.000	1	1	2	5.8	2	1	2	0	0	0	7.8
at Florida St.	01/07/2023		18:07	3-4	.750	0-0	.000	0-0	.000	1	2	3	5.6	1	0	0	0	1	6	7.6
at Notre Dame	01/10/2023	*	44:57	5-7	.714	0-0	.000	2-4	.500	6	6	12	6.1	1	3	0	4	1	12	7.9
Pittsburgh	01/14/2023		06:22	1-2	.500	0-0	.000	0-0	.000	1	0	1	5.8	1	0	0	0	0	2	7.6
NC State	01/17/2023		18:59	2-4	.500	0-0	.000	1-1	1.000	4	1	5	5.7	0	0	0	0	1	5	7.4
Syracuse	01/21/2023		17:46	1-1	1.000	0-0	.000	0-0	.000	0	2	2	5.5	3	2	3	1	0	2	7.1
at Clemson	01/24/2023		30:19	6-9	.667	0-0	.000	0-0	.000	1	4	5	5.5	2	0	1	0	2	12	7.4
Duke	01/28/2023		16:00	3-4	.750	0-1	.000	0-0	.000	0	2	2	5.3	2	1	1	0	2	6	7.3
at Louisville	02/01/2023	*	36:08	3-7	.429	0-0	.000	2-3	.667	7	5	12	5.6	3	1	1	3	4	8	7.3
at NC State	02/04/2023	*	36:36	7-12	.583	0-0	.000	2-3	.667	2	6	8	5.7	5	5	3	5	1	16	7.7
Notre Dame	02/08/2023	*	30:55	6-10	.600	0-0	.000	4-5	.800	2	7	9	5.9	2	3	3	1	1	16	8.1
at Wake Forest	02/11/2023	*	36:47	6-11	.545	0-0	.000	2-2	1.000	8	7	15	6.3	3	2	2	0	2	14	8.3
Virginia Tech	02/15/2023	*	32:23	5-10	.500	0-0	.000	0-2	.000	4	6	10	6.4	3	3	4	5	3	10	8.4
Florida Tech	02/18/2023	*	31:24	6-9	.667	0-0	.000	1-2	.500	6	8	14	6.7	3	4	1	2	1	13	8.6
at Pittsburgh	02/21/2023	*	40:00	6-7	.857	0-0	.000	3-4	.750	2	6	8	6.7	2	4	0	2	0	15	8.8
Louisville	02/25/2023	*	38:40	7-11	.636	0-0	.000	7-10	.700	5	8	13	7.0	2	2	2	0	3	21	9.3
at Syracuse	02/28/2023	*	36:23	7-9	.778	0-0	.000	0-1	.000	6	9	15	7.2	2	10	1	2	3	14	9.4
<b>Totals</b>		<b>16</b>	<b>757:44</b>	<b>112-188</b>	<b>.596</b>	<b>0-3</b>	<b>.000</b>	<b>49-70</b>	<b>.700</b>	<b>88</b>	<b>122</b>	<b>210</b>	<b>7.2</b>	<b>63</b>	<b>62</b>	<b>34</b>	<b>47</b>	<b>38</b>	<b>273</b>	<b>9.4</b>

**Player Averages**

Games Played	Minutes/game	Points/game	FG Pct	3FG Pct	FT Pct	Rebounds/game	Assists/game	Turnovers/game	Assist/Turnover ratio	Steals/game	Blocks/game
29	26.1	9.4	59.6	0.0	70.0	7.2	2.1	1.2	1.8	1.3	1.6





**2022-23 Georgia Tech Men's Basketball  
Individual Game-by-Game  
All games**

**#5 SMITH, Deivon**

Opponent	Date	GS	MIN	Total		3-Pointers		Free throws		Rebounds				PF	A	TO	BLK	STL	PTS	AVG	
				FG-FGA	PCT	3FG-3FGA	PCT	FT-FTA	PCT	OFF	DEF	TOT	AVG								
Clayton St.	11/07/2022	*	24:52	5-12	.417	0-0	.000	0-0	.000	0	7	7	7.0	1	1	2	0	2	10	10.0	
at Georgia St.	11/12/2022	*	22:40	3-7	.429	0-1	.000	1-1	1.000	1	3	4	5.5	2	2	1	0	3	7	8.5	
NIU	11/17/2022	*	25:04	4-10	.400	0-1	.000	3-5	.600	2	7	9	6.7	0	6	1	3	1	11	9.3	
vs Utah	11/21/2022	*	31:27	6-13	.462	0-1	.000	3-7	.429	5	1	6	6.5	3	4	1	0	2	15	10.8	
vs Marquette	11/23/2022	*	25:52	3-9	.333	0-1	.000	0-0	.000	1	5	6	6.4	4	2	3	1	2	6	9.8	
North Ala.	11/26/2022	*	25:56	7-12	.583	1-3	.333	1-3	.333	1	3	4	6.0	0	4	1	1	2	16	10.8	
at Iowa	11/29/2022	*	33:05	5-13	.385	0-1	.000	0-0	.000	3	5	8	6.3	3	4	2	0	1	10	10.7	
Northeastern	12/02/2022	*	19:25	3-5	.600	0-1	.000	0-1	.000	0	4	4	6.0	1	3	0	0	1	6	10.1	
Georgia	12/06/2022	*	28:26	4-10	.400	1-3	.333	1-1	1.000	2	3	5	5.9	1	6	3	1	1	10	10.1	
at North Carolina	12/10/2022	*	22:52	0-5	.000	0-2	.000	0-0	.000	0	4	4	5.7	0	3	0	1	1	0	9.1	
Alabama St.	12/17/2022		14:09	1-5	.200	0-0	.000	0-0	.000	0	2	2	5.4	1	3	0	0	0	2	8.5	
Clemson	12/21/2022		17:07	1-5	.200	0-0	.000	2-2	1.000	0	4	4	5.3	0	2	0	0	1	4	8.1	
Virginia	12/31/2022		08:26	0-0	.000	0-0	.000	0-0	.000	0	1	1	4.9	3	0	3	1	0	0	7.5	
Miami (FL)	01/04/2023		21:06	2-5	.400	0-0	.000	0-0	.000	2	5	7	5.1	0	5	0	0	0	4	7.2	
at Florida St.	01/07/2023		22:41	3-8	.375	0-2	.000	1-2	.500	1	6	7	5.2	2	6	3	0	0	7	7.2	
at Notre Dame	01/10/2023		36:10	7-12	.583	2-4	.500	0-0	.000	2	8	10	5.5	4	7	4	1	0	16	7.8	
Pittsburgh	01/14/2023		30:54	6-14	.429	3-6	.500	0-1	.000	3	8	11	5.8	1	1	3	0	0	15	8.2	
NC State	01/17/2023		17:30	2-6	.333	0-1	.000	0-4	.000	2	2	4	5.7	2	2	0	1	0	4	7.9	
Syracuse	01/21/2023	*	33:47	4-11	.364	1-6	.167	0-0	.000	0	4	4	5.6	2	7	1	2	2	9	8.0	
at Clemson	01/24/2023	*	36:45	5-14	.357	1-5	.200	0-0	.000	1	9	10	5.9	3	4	2	1	1	11	8.2	
Duke	01/28/2023	*	30:28	2-8	.250	1-3	.333	0-0	.000	0	3	3	5.7	3	5	0	0	0	5	8.0	
at NC State	02/04/2023		04:16	0-1	.000	0-0	.000	0-0	.000	0	1	1	5.5	0	0	0	0	0	0	7.6	
Notre Dame	02/08/2023		32:18	3-9	.333	1-2	.500	1-2	.500	2	7	9	5.7	2	7	0	1	2	8	7.7	
at Wake Forest	02/11/2023		30:20	7-14	.500	1-3	.333	0-0	.000	1	4	5	5.6	4	5	2	2	0	15	8.0	
<b>Totals</b>			<b>13</b>	<b>595:36</b>	<b>83-208</b>	<b>.399</b>	<b>12-46</b>	<b>.261</b>	<b>13-29</b>	<b>.448</b>	<b>29</b>	<b>106</b>	<b>135</b>	<b>5.6</b>	<b>42</b>	<b>89</b>	<b>32</b>	<b>16</b>	<b>22</b>	<b>191</b>	<b>8.0</b>

**Player Averages**

Games Played	Minutes/game	Points/game	FG Pct	3FG Pct	FT Pct	Rebounds/game	Assists/game	Turnovers/game	Assist/Turnover ratio	Steals/game	Blocks/game
24	24.8	8.0	39.9	26.1	44.8	5.6	3.7	1.3	2.8	0.9	0.7



2022-23 Georgia Tech Men's Basketball  
Individual Game-by-Game  
All games

#10 MARTYNOV, Cyril

Opponent	Date	GS	MIN	Total		3-Pointers		Free throws		Rebounds				PF	A	TO	BLK	STL	PTS	AVG
				FG-FGA	PCT	3FG-3FGA	PCT	FT-FTA	PCT	OFF	DEF	TOT	AVG							
Clayton St.	11/07/2022		01:59	0-0	.000	0-0	.000	1-2	.500	1	0	1	1.0	0	0	1	0	0	1	1.0
North Ala.	11/26/2022		02:15	1-1	1.000	0-0	.000	0-0	.000	0	1	1	1.0	0	0	1	0	0	2	1.5
Northeastern	12/02/2022		01:33	0-1	.000	0-0	.000	0-0	.000	1	1	2	1.3	0	0	0	0	0	0	1.0
Alabama St.	12/17/2022		07:41	1-3	.333	0-0	.000	0-0	.000	0	2	2	1.5	1	0	2	0	0	2	1.3
Duke	01/28/2023		01:43	0-0	.000	0-0	.000	0-0	.000	0	0	0	1.2	1	0	0	0	0	0	1.0
Florida Tech	02/18/2023		01:31	0-0	.000	0-0	.000	0-0	.000	0	0	0	1.0	0	0	0	0	0	0	0.8
at Syracuse	02/28/2023		01:25	0-2	.000	0-0	.000	0-0	.000	0	0	0	0.9	0	0	0	0	0	0	0.7
<b>Totals</b>		<b>0</b>	<b>18:07</b>	<b>2-7</b>	<b>.286</b>	<b>0-0</b>	<b>.000</b>	<b>1-2</b>	<b>.500</b>	<b>2</b>	<b>4</b>	<b>6</b>	<b>0.9</b>	<b>2</b>	<b>0</b>	<b>4</b>	<b>0</b>	<b>0</b>	<b>5</b>	<b>0.7</b>

Player Averages

Games Played	Minutes/game	Points/game	FG Pct	3FG Pct	FT Pct	Rebounds/game	Assists/game	Turnovers/game	Assist/Turnover ratio	Steals/game	Blocks/game
7	2.6	0.7	28.6	0.0	50.0	0.9	0.0	0.6	0.0	0.0	0.0



**2022-23 Georgia Tech Men's Basketball  
Individual Game-by-Game  
All games**

**#11 MAXWELL, Tristan**

Opponent	Date	GS	MIN	Total		3-Pointers		Free throws		Rebounds				PF	A	TO	BLK	STL	PTS	AVG
				FG-FGA	PCT	3FG-3FGA	PCT	FT-FTA	PCT	OFF	DEF	TOT	AVG							
Clayton St.	11/07/2022		16:21	1-6	.167	0-3	.000	2-2	1.000	0	1	1	1.0	2	2	0	0	0	4	4.0
at Georgia St.	11/12/2022		08:46	0-3	.000	0-2	.000	2-2	1.000	1	1	2	1.5	1	0	0	0	0	2	3.0
NIU	11/17/2022		11:40	1-6	.167	0-2	.000	0-0	.000	0	2	2	1.7	1	0	0	0	1	2	2.7
vs Utah	11/21/2022		13:55	4-7	.571	1-2	.500	0-0	.000	0	0	0	1.3	1	2	0	0	1	9	4.3
vs Marquette	11/23/2022		16:17	0-7	.000	0-1	.000	0-0	.000	1	1	2	1.4	2	0	0	0	0	0	3.4
at Iowa	11/29/2022		08:33	0-4	.000	0-2	.000	0-0	.000	0	0	0	1.2	1	1	0	0	0	0	2.8
Northeastern	12/02/2022		09:29	0-1	.000	0-0	.000	0-0	.000	0	1	1	1.1	0	0	0	0	0	0	2.4
at North Carolina	12/10/2022		06:18	0-2	.000	0-0	.000	0-0	.000	0	1	1	1.1	2	0	0	0	1	0	2.1
Alabama St.	12/17/2022	*	23:40	6-11	.545	5-8	.625	1-2	.500	0	0	0	1.0	1	4	1	1	0	18	3.9
Clemson	12/21/2022	*	12:29	0-2	.000	0-2	.000	0-0	.000	0	0	0	0.9	0	1	0	0	1	0	3.5
at Florida St.	01/07/2023		03:36	0-2	.000	0-1	.000	0-0	.000	0	2	2	1.0	0	0	1	0	0	0	3.2
at Notre Dame	01/10/2023		11:01	1-5	.200	1-3	.333	0-0	.000	0	2	2	1.1	2	0	1	0	0	3	3.2
Pittsburgh	01/14/2023		11:26	3-6	.500	2-2	1.000	0-1	.000	0	1	1	1.1	0	2	0	0	0	8	3.5
NC State	01/17/2023		02:12	0-1	.000	0-0	.000	0-0	.000	0	0	0	1.0	1	0	1	0	0	0	3.3
Duke	01/28/2023		21:04	4-9	.444	2-6	.333	0-0	.000	0	1	1	1.0	3	2	1	0	1	10	3.7
at Louisville	02/01/2023		12:23	0-4	.000	0-1	.000	2-4	.500	0	0	0	0.9	3	1	1	0	0	2	3.6
at NC State	02/04/2023		03:40	0-1	.000	0-0	.000	0-0	.000	1	0	1	0.9	0	0	1	0	0	0	3.4
at Wake Forest	02/11/2023		15:25	1-3	.333	0-1	.000	0-0	.000	1	1	2	1.0	1	0	2	0	1	2	3.3
<b>Totals</b>		<b>2</b>	<b>208:14</b>	<b>21-80</b>	<b>.263</b>	<b>11-36</b>	<b>.306</b>	<b>7-11</b>	<b>.636</b>	<b>4</b>	<b>14</b>	<b>18</b>	<b>1.0</b>	<b>21</b>	<b>15</b>	<b>9</b>	<b>1</b>	<b>6</b>	<b>60</b>	<b>3.3</b>

**Player Averages**

Games Played	Minutes/game	Points/game	FG Pct	3FG Pct	FT Pct	Rebounds/game	Assists/game	Turnovers/game	Assist/Turnover ratio	Steals/game	Blocks/game
18	11.6	3.3	26.3	30.6	63.6	1.0	0.8	0.5	1.7	0.3	0.1



**2022-23 Georgia Tech Men's Basketball  
Individual Game-by-Game  
All games**

**#12 BAGATSKIS, Freds Pauls**

Opponent	Date	GS	MIN	Total		3-Pointers		Free throws		Rebounds				PF	A	TO	BLK	STL	PTS	AVG
				FG-FGA	PCT	3FG-3FGA	PCT	FT-FTA	PCT	OFF	DEF	TOT	AVG							
Clayton St.	11/07/2022		01:59	0-0	.000	0-0	.000	0-0	.000	0	0	0	0.0	0	0	0	0	0	0	0.0
vs Marquette	11/23/2022		03:03	1-1	1.000	1-1	1.000	0-0	.000	0	0	0	0.0	0	0	0	0	0	3	1.5
North Ala.	11/26/2022		02:15	0-0	.000	0-0	.000	0-0	.000	0	0	0	0.0	0	0	0	0	0	0	1.0
Alabama St.	12/17/2022		05:03	0-1	.000	0-1	.000	0-0	.000	0	0	0	0.0	1	0	0	0	0	0	0.8
Duke	01/28/2023		01:45	0-1	.000	0-1	.000	0-0	.000	0	0	0	0.0	1	0	0	0	0	0	0.6
at Louisville	02/01/2023		06:25	1-3	.333	1-3	.333	0-0	.000	0	0	0	0.0	1	0	0	0	0	3	1.0
Florida Tech	02/18/2023		03:44	1-2	.500	0-0	.000	0-0	.000	0	0	0	0.0	0	0	0	0	0	2	1.1
at Pittsburgh	02/21/2023		00:08	0-0	.000	0-0	.000	0-0	.000	0	0	0	0.0	0	0	0	0	0	0	1.0
at Syracuse	02/28/2023		01:25	0-0	.000	0-0	.000	0-0	.000	0	0	0	0.0	0	0	0	0	0	0	0.9
<b>Totals</b>		<b>0</b>	<b>25:46</b>	<b>3-8</b>	<b>.375</b>	<b>2-6</b>	<b>.333</b>	<b>0-0</b>	<b>.000</b>	<b>0</b>	<b>0</b>	<b>0</b>	<b>0.0</b>	<b>3</b>	<b>0</b>	<b>0</b>	<b>0</b>	<b>0</b>	<b>8</b>	<b>0.9</b>

**Player Averages**

Games Played	Minutes/ game	Points/ game	FG Pct	3FG Pct	FT Pct	Rebounds/ game	Assists/ game	Turnovers/ game	Assist/Turnover ratio	Steals/ game	Blocks/ game
9	2.9	0.9	37.5	33.3	0.0	0.0	0.0	0.0	0.0	0.0	0.0



**2022-23 Georgia Tech Men's Basketball  
Individual Game-by-Game  
All games**

**#13 KELLY, Miles**

Opponent	Date	GS	MIN	Total		3-Pointers		Free throws		Rebounds				PF	A	TO	BLK	STL	PTS	AVG
				FG-FGA	PCT	3FG-3FGA	PCT	FT-FTA	PCT	OFF	DEF	TOT	AVG							
Clayton St.	11/07/2022		20:02	4-7	.571	2-3	.667	0-2	.000	0	3	3	3.0	4	2	0	0	0	10	10.0
at Georgia St.	11/12/2022		29:03	6-13	.462	2-3	.667	1-1	1.000	0	1	1	2.0	1	0	1	0	0	15	12.5
NIU	11/17/2022		30:18	5-15	.333	1-7	.143	2-2	1.000	0	2	2	2.0	2	0	1	0	1	13	12.7
vs Utah	11/21/2022		27:00	4-14	.286	1-7	.143	0-1	.000	1	3	4	2.5	1	0	0	0	2	9	11.8
vs Marquette	11/23/2022		25:06	2-10	.200	0-3	.000	4-4	1.000	1	2	3	2.6	0	1	3	0	0	8	11.0
North Ala.	11/26/2022	*	29:36	5-8	.625	0-2	.000	2-2	1.000	0	6	6	3.2	3	3	3	0	2	12	11.2
at Iowa	11/29/2022	*	35:15	8-14	.571	4-8	.500	1-2	.500	1	3	4	3.3	2	1	3	0	0	21	12.6
Northeastern	12/02/2022	*	30:05	5-9	.556	4-5	.800	2-2	1.000	1	3	4	3.4	2	0	2	0	0	16	13.0
Georgia	12/06/2022	*	37:34	5-13	.385	3-7	.429	4-4	1.000	1	4	5	3.6	2	2	0	0	1	17	13.4
at North Carolina	12/10/2022	*	32:58	6-12	.500	3-8	.375	0-0	.000	0	4	4	3.6	2	0	2	0	3	15	13.6
Alabama St.	12/17/2022	*	24:42	4-9	.444	2-6	.333	0-0	.000	0	2	2	3.5	1	3	0	0	1	10	13.3
Clemson	12/21/2022	*	31:39	5-12	.417	3-7	.429	4-4	1.000	0	5	5	3.6	2	1	1	1	0	17	13.6
Virginia	12/31/2022		28:19	6-13	.462	5-9	.556	3-3	1.000	0	1	1	3.4	2	0	3	0	2	20	14.1
Miami (FL)	01/04/2023	*	35:08	5-17	.294	3-9	.333	7-7	1.000	0	4	4	3.4	2	1	2	0	0	20	14.5
at Florida St.	01/07/2023	*	32:29	6-14	.429	4-8	.500	0-0	.000	0	2	2	3.3	2	2	4	0	0	16	14.6
at Notre Dame	01/10/2023	*	39:06	3-10	.300	3-7	.429	2-2	1.000	1	2	3	3.3	2	1	4	0	3	11	14.4
Pittsburgh	01/14/2023	*	27:21	2-10	.200	2-5	.400	0-0	.000	1	2	3	3.3	3	3	2	0	0	6	13.9
NC State	01/17/2023	*	31:28	4-13	.308	0-6	.000	1-2	.500	1	0	1	3.2	4	2	3	0	2	9	13.6
Syracuse	01/21/2023	*	36:23	5-14	.357	3-11	.273	0-0	.000	0	4	4	3.2	4	4	2	0	1	13	13.6
at Clemson	01/24/2023	*	29:45	4-12	.333	1-6	.167	0-0	.000	0	2	2	3.2	0	1	1	0	0	9	13.4
Duke	01/28/2023	*	31:40	2-9	.222	1-4	.250	0-0	.000	0	3	3	3.1	0	0	1	0	0	5	13.0
at Louisville	02/01/2023	*	35:41	6-16	.375	2-7	.286	2-2	1.000	1	2	3	3.1	4	1	0	0	1	16	13.1
at NC State	02/04/2023	*	36:22	7-14	.500	3-8	.375	0-0	.000	0	9	9	3.4	4	0	2	0	0	17	13.3
Notre Dame	02/08/2023	*	21:24	2-6	.333	0-3	.000	0-0	.000	0	2	2	3.3	1	1	0	0	0	4	12.9
at Wake Forest	02/11/2023	*	34:26	3-12	.250	2-7	.286	1-1	1.000	1	6	7	3.5	2	0	0	0	0	9	12.7
Virginia Tech	02/15/2023	*	37:17	6-11	.545	3-6	.500	0-0	.000	0	6	6	3.6	4	2	1	0	2	15	12.8
Florida Tech	02/18/2023	*	35:35	4-11	.364	2-7	.286	2-2	1.000	0	3	3	3.6	1	3	2	0	1	12	12.8
at Pittsburgh	02/21/2023	*	37:25	8-17	.471	6-13	.462	2-2	1.000	0	5	5	3.6	2	2	1	0	0	24	13.2
Louisville	02/25/2023	*	37:40	6-11	.545	5-10	.500	2-2	1.000	0	3	3	3.6	4	0	1	1	0	19	13.4
at Syracuse	02/28/2023	*	38:35	10-19	.526	7-14	.500	3-4	.750	0	3	3	3.6	2	3	2	0	0	30	13.9
<b>Totals</b>		<b>24</b>	<b>959:21</b>	<b>148-365</b>	<b>.405</b>	<b>77-206</b>	<b>.374</b>	<b>45-51</b>	<b>.882</b>	<b>10</b>	<b>97</b>	<b>107</b>	<b>3.6</b>	<b>65</b>	<b>39</b>	<b>47</b>	<b>2</b>	<b>22</b>	<b>418</b>	<b>13.9</b>

**Player Averages**

Games Played	Minutes/game	Points/game	FG Pct	3FG Pct	FT Pct	Rebounds/game	Assists/game	Turnovers/game	Assist/Turnover ratio	Steals/game	Blocks/game
30	32.0	13.9	40.5	37.4	88.2	3.6	1.3	1.6	0.8	0.7	0.1



**2022-23 Georgia Tech Men's Basketball  
Individual Game-by-Game  
All games**

**#14 MOORE, Jalon**

Opponent	Date	GS	MIN	Total		3-Pointers		Free throws		Rebounds				PF	A	TO	BLK	STL	PTS	AVG
				FG-FGA	PCT	3FG-3FGA	PCT	FT-FTA	PCT	OFF	DEF	TOT	AVG							
Clayton St.	11/07/2022		17:19	4-6	.667	0-2	.000	3-5	.600	3	6	9	9.0	2	0	2	2	0	11	11.0
at Georgia St.	11/12/2022		18:36	2-4	.500	0-0	.000	3-4	.750	2	5	7	8.0	4	0	1	1	2	7	9.0
NIU	11/17/2022		17:25	3-8	.375	0-0	.000	0-0	.000	2	4	6	7.3	2	0	3	2	0	6	8.0
vs Utah	11/21/2022		13:19	1-4	.250	0-0	.000	0-2	.000	1	1	2	6.0	3	0	1	1	1	2	6.5
vs Marquette	11/23/2022		13:01	1-5	.200	0-2	.000	0-0	.000	0	2	2	5.2	1	0	1	1	0	2	5.6
North Ala.	11/26/2022	*	31:55	6-11	.545	0-2	.000	1-2	.500	2	6	8	5.7	1	1	1	0	1	13	6.8
at Iowa	11/29/2022	*	28:57	4-5	.800	0-0	.000	2-2	1.000	4	4	8	6.0	3	0	2	0	3	10	7.3
Northeastern	12/02/2022	*	38:11	3-10	.300	0-3	.000	10-10	1.000	4	5	9	6.4	3	2	0	3	0	16	8.4
Georgia	12/06/2022	*	32:30	5-11	.455	0-1	.000	2-4	.500	1	1	2	5.9	1	0	1	1	1	12	8.8
at North Carolina	12/10/2022	*	28:05	6-10	.600	1-2	.500	2-2	1.000	0	5	5	5.8	4	1	2	1	2	15	9.4
Alabama St.	12/17/2022	*	25:24	5-8	.625	0-0	.000	5-6	.833	4	3	7	5.9	0	2	0	3	2	15	9.9
Clemson	12/21/2022	*	32:06	5-10	.500	0-2	.000	2-5	.400	5	4	9	6.2	3	4	3	2	1	12	10.1
Virginia	12/31/2022	*	21:49	0-2	.000	0-0	.000	2-2	1.000	0	1	1	5.8	0	0	1	0	1	2	9.5
Miami (FL)	01/04/2023	*	19:36	4-7	.571	0-0	.000	2-2	1.000	2	4	6	5.8	2	2	3	0	1	10	9.5
at Florida St.	01/07/2023	*	22:21	1-4	.250	0-1	.000	5-6	.833	2	3	5	5.7	1	0	1	0	0	7	9.3
Pittsburgh	01/14/2023	*	10:16	1-3	.333	1-2	.500	0-0	.000	0	2	2	5.5	1	0	2	1	0	3	8.9
NC State	01/17/2023	*	32:09	8-14	.571	0-2	.000	1-3	.333	4	4	8	5.6	2	1	1	1	2	17	9.4
Syracuse	01/21/2023	*	26:40	4-13	.308	0-0	.000	3-6	.500	2	3	5	5.6	4	2	3	1	0	11	9.5
at Clemson	01/24/2023	*	27:14	2-5	.400	1-2	.500	3-4	.750	3	3	6	5.6	3	0	2	2	0	8	9.4
Duke	01/28/2023	*	16:31	0-5	.000	0-2	.000	1-2	.500	0	3	3	5.5	3	0	2	0	0	1	9.0
at Louisville	02/01/2023		19:02	1-6	.167	0-1	.000	2-4	.500	4	4	8	5.6	3	1	0	1	1	4	8.8
at NC State	02/04/2023		02:35	0-1	.000	0-1	.000	0-0	.000	0	0	0	5.4	0	0	1	0	0	0	8.4
Notre Dame	02/08/2023		11:17	0-1	.000	0-0	.000	0-0	.000	0	3	3	5.3	1	1	2	0	0	0	8.0
at Wake Forest	02/11/2023		21:07	2-8	.250	1-2	.500	4-4	1.000	1	2	3	5.2	2	3	0	2	2	9	8.0
Virginia Tech	02/15/2023		26:42	2-7	.286	0-2	.000	3-6	.500	3	3	6	5.2	1	3	1	0	0	7	8.0
Florida Tech	02/18/2023		26:06	6-11	.545	0-2	.000	3-4	.750	5	1	6	5.2	3	1	3	0	1	15	8.3
at Pittsburgh	02/21/2023		30:10	4-8	.500	0-2	.000	2-4	.500	1	3	4	5.2	3	1	1	1	0	10	8.3
Louisville	02/25/2023		15:52	2-5	.400	0-0	.000	2-2	1.000	2	3	5	5.2	3	0	2	2	0	6	8.3
at Syracuse	02/28/2023		04:17	0-0	.000	0-0	.000	0-0	.000	0	0	0	5.0	0	0	0	0	0	0	8.0
<b>Totals</b>		<b>15</b>	<b>630:33</b>	<b>82-192</b>	<b>.427</b>	<b>4-33</b>	<b>.121</b>	<b>63-91</b>	<b>.692</b>	<b>57</b>	<b>88</b>	<b>145</b>	<b>5.0</b>	<b>59</b>	<b>25</b>	<b>42</b>	<b>28</b>	<b>21</b>	<b>231</b>	<b>8.0</b>

**Player Averages**

Games Played	Minutes/game	Points/game	FG Pct	3FG Pct	FT Pct	Rebounds/game	Assists/game	Turnovers/game	Assist/Turnover ratio	Steals/game	Blocks/game
29	21.7	8.0	42.7	12.1	69.2	5.0	0.9	1.4	0.6	0.7	1.0



**2022-23 Georgia Tech Men's Basketball  
Individual Game-by-Game  
All games**

**#23 MEKA, Jordan**

Opponent	Date	GS	MIN	Total		3-Pointers		Free throws		Rebounds				PF	A	TO	BLK	STL	PTS	AVG
				FG-FGA	PCT	3FG-3FGA	PCT	FT-FTA	PCT	OFF	DEF	TOT	AVG							
at Georgia St.	11/12/2022		00:25	0-0	.000	0-0	.000	0-0	.000	0	0	0	0.0	0	0	0	0	0	0	0.0
at Iowa	11/29/2022		03:02	0-1	.000	0-0	.000	0-0	.000	0	0	0	0.0	1	0	0	0	0	0	0.0
Northeastern	12/02/2022		05:06	0-2	.000	0-0	.000	0-0	.000	2	1	3	1.0	0	0	0	0	0	0	0.0
at North Carolina	12/10/2022		08:09	0-0	.000	0-0	.000	0-0	.000	0	1	1	1.0	4	0	0	1	1	0	0.0
Alabama St.	12/17/2022		16:35	2-3	.667	0-0	.000	0-0	.000	1	3	4	1.6	5	0	0	2	0	4	0.8
Syracuse	01/21/2023		01:21	0-0	.000	0-0	.000	0-0	.000	1	0	1	1.5	0	0	0	0	0	0	0.7
at Clemson	01/24/2023		04:25	0-0	.000	0-0	.000	0-0	.000	0	0	0	1.3	1	0	0	1	0	0	0.6
at NC State	02/04/2023		03:24	0-1	.000	0-0	.000	0-0	.000	1	2	3	1.5	1	0	0	0	0	0	0.5
Virginia Tech	02/15/2023		06:27	0-0	.000	0-0	.000	0-0	.000	0	2	2	1.6	1	1	0	0	1	0	0.4
Florida Tech	02/18/2023		03:36	0-0	.000	0-0	.000	0-0	.000	1	0	1	1.5	0	0	1	0	0	0	0.4
<b>Totals</b>		<b>0</b>	<b>52:29</b>	<b>2-7</b>	<b>.286</b>	<b>0-0</b>	<b>.000</b>	<b>0-0</b>	<b>.000</b>	<b>6</b>	<b>9</b>	<b>15</b>	<b>1.5</b>	<b>13</b>	<b>1</b>	<b>1</b>	<b>4</b>	<b>2</b>	<b>4</b>	<b>0.4</b>

**Player Averages**

Games Played	Minutes/game	Points/game	FG Pct	3FG Pct	FT Pct	Rebounds/game	Assists/game	Turnovers/game	Assist/Turnover ratio	Steals/game	Blocks/game
10	5.2	0.4	28.6	0.0	0.0	1.5	0.1	0.1	1.0	0.2	0.4



**2022-23 Georgia Tech Men's Basketball  
Individual Game-by-Game  
All games**

**#24 HOWARD, Rodney**

Opponent	Date	GS	MIN	Total		3-Pointers		Free throws		Rebounds				PF	A	TO	BLK	STL	PTS	AVG
				FG-FGA	PCT	3FG-3FGA	PCT	FT-FTA	PCT	OFF	DEF	TOT	AVG							
Clayton St.	11/07/2022	*	19:31	7-13	.538	0-0	.000	1-2	.500	10	3	13	13.0	2	3	3	1	2	15	15.0
at Georgia St.	11/12/2022	*	24:04	0-1	.000	0-0	.000	0-0	.000	0	3	3	8.0	4	3	5	0	1	0	7.5
NIU	11/17/2022	*	08:51	1-2	.500	0-0	.000	0-0	.000	0	0	0	5.3	3	0	0	0	1	2	5.7
vs Utah	11/21/2022	*	05:39	0-2	.000	0-0	.000	0-0	.000	1	1	2	4.5	1	0	0	1	0	0	4.3
vs Marquette	11/23/2022		04:37	1-1	1.000	0-0	.000	0-0	.000	1	1	2	4.0	0	0	1	0	0	2	3.8
North Ala.	11/26/2022		15:06	1-1	1.000	0-0	.000	0-0	.000	1	1	2	3.7	0	2	0	0	0	2	3.5
Northeastern	12/02/2022		12:06	4-7	.571	0-0	.000	4-4	1.000	4	3	7	4.1	2	1	1	0	0	12	4.7
Georgia	12/06/2022		11:35	4-4	1.000	0-0	.000	0-0	.000	0	1	1	3.8	2	0	0	0	0	8	5.1
at North Carolina	12/10/2022		25:25	3-3	1.000	0-0	.000	0-0	.000	1	1	2	3.6	4	1	4	0	0	6	5.2
Alabama St.	12/17/2022	*	18:18	5-6	.833	0-0	.000	1-2	.500	1	10	11	4.3	4	3	0	1	0	11	5.8
Clemson	12/21/2022	*	25:33	2-3	.667	0-0	.000	1-2	.500	0	6	6	4.5	2	0	1	0	0	5	5.7
Virginia	12/31/2022	*	27:54	4-6	.667	0-0	.000	0-0	.000	1	4	5	4.5	1	1	4	0	1	8	5.9
Miami (FL)	01/04/2023	*	26:09	2-3	.667	0-0	.000	0-0	.000	2	6	8	4.8	3	3	3	1	0	4	5.8
at Florida St.	01/07/2023	*	30:02	0-2	.000	0-0	.000	0-0	.000	4	0	4	4.7	2	2	0	1	1	0	5.4
at Notre Dame	01/10/2023	*	13:02	1-3	.333	0-0	.000	0-0	.000	2	1	3	4.6	2	0	1	0	1	2	5.1
Pittsburgh	01/14/2023	*	33:38	3-6	.500	0-0	.000	0-1	.000	4	6	10	4.9	2	1	1	1	0	6	5.2
NC State	01/17/2023	*	28:45	4-8	.500	0-0	.000	1-2	.500	4	3	7	5.1	3	5	2	1	0	9	5.4
Syracuse	01/21/2023	*	25:21	2-2	1.000	0-0	.000	0-0	.000	3	1	4	5.0	1	1	1	1	0	4	5.3
at Clemson	01/24/2023	*	11:24	0-2	.000	0-0	.000	0-0	.000	3	0	3	4.9	3	0	0	0	0	0	5.1
Duke	01/28/2023	*	29:19	3-8	.375	0-0	.000	3-4	.750	3	3	6	5.0	1	1	3	3	0	9	5.3
at Louisville	02/01/2023	*	16:26	0-1	.000	0-0	.000	0-0	.000	0	1	1	4.8	2	1	0	0	0	0	5.0
Notre Dame	02/08/2023		09:05	0-1	.000	0-0	.000	0-2	.000	2	0	2	4.6	0	0	0	1	0	0	4.8
at Wake Forest	02/11/2023		01:50	1-2	.500	0-0	.000	0-0	.000	1	0	1	4.5	1	0	0	0	0	2	4.7
Florida Tech	02/18/2023		04:13	0-1	.000	0-0	.000	0-0	.000	0	0	0	4.3	0	0	0	0	0	0	4.5
<b>Totals</b>		<b>16</b>	<b>427:52</b>	<b>48-88</b>	<b>.545</b>	<b>0-0</b>	<b>.000</b>	<b>11-19</b>	<b>.579</b>	<b>48</b>	<b>55</b>	<b>103</b>	<b>4.3</b>	<b>45</b>	<b>28</b>	<b>30</b>	<b>12</b>	<b>7</b>	<b>107</b>	<b>4.5</b>

**Player Averages**

Games Played	Minutes/game	Points/game	FG Pct	3FG Pct	FT Pct	Rebounds/game	Assists/game	Turnovers/game	Assist/Turnover ratio	Steals/game	Blocks/game
24	17.8	4.5	54.5	0.0	57.9	4.3	1.2	1.3	0.9	0.3	0.5





**2022-23 Georgia Tech Men's Basketball  
Player Highs Analysis  
All games**

**Georgia Tech - Individual Game Highs**

<b>POINTS</b>	30	Miles Kelly at Syracuse (02/28/2023)
	24	Lance Terry at Syracuse (02/28/2023)
	24	Miles Kelly at Pittsburgh (02/21/2023)
	24	Lance Terry vs Miami (FL) (01/04/2023)
	21	Ja'von Franklin vs Louisville (02/25/2023)
	21	Dallan "Deebo" Coleman vs Virginia Tech (02/15/2023)
	21	Miles Kelly at Iowa (11/29/2022)
<b>FIELD GOALS MADE</b>	10	Miles Kelly at Syracuse (02/28/2023)
	8	Lance Terry at Syracuse (02/28/2023)
	8	Miles Kelly at Pittsburgh (02/21/2023)
	8	Lance Terry vs Notre Dame (02/08/2023)
	8	Jalon Moore vs NC State (01/17/2023)
	8	Lance Terry vs Miami (FL) (01/04/2023)
	8	Miles Kelly at Iowa (11/29/2022)
<b>FIELD GOAL ATTEMPTS</b>	19	Miles Kelly at Syracuse (02/28/2023)
	17	Miles Kelly at Pittsburgh (02/21/2023)
	17	Miles Kelly vs Miami (FL) (01/04/2023)
<b>FIELD GOAL PERCENTAGE (min 5 made)</b>	.857 (6-7)	Ja'von Franklin at Pittsburgh (02/21/2023)
	.833 (5-6)	Rodney Howard vs Alabama St. (12/17/2022)
	.833 (5-6)	Lance Terry vs Alabama St. (12/17/2022)
	.833 (5-6)	Lance Terry vs Northeastern (12/02/2022)
<b>3 PT FG MADE</b>	7	Lance Terry at Syracuse (02/28/2023)
	7	Miles Kelly at Syracuse (02/28/2023)
<b>3 PT FG ATTEMPTS</b>	14	Miles Kelly at Syracuse (02/28/2023)
	13	Miles Kelly at Pittsburgh (02/21/2023)
<b>3 PT FG PERCENTAGE (min 2 made)</b>	1.000 (2-2)	Tristan Maxwell vs Pittsburgh (01/14/2023)
	.800 (4-5)	Lance Terry vs Miami (FL) (01/04/2023)
	.800 (4-5)	Miles Kelly vs Northeastern (12/02/2022)
<b>FREE THROWS MADE</b>	10	Jalon Moore vs Northeastern (12/02/2022)
	9	Dallan "Deebo" Coleman at Georgia St. (11/12/2022)
<b>FREE THROW ATTEMPTS</b>	13	Dallan "Deebo" Coleman at Georgia St. (11/12/2022)
	10	Ja'von Franklin vs Louisville (02/25/2023)
	10	Jalon Moore vs Northeastern (12/02/2022)
<b>FREE THROW PERCENTAGE (min 3 made)</b>	1.000 (10-10)	Jalon Moore vs Northeastern (12/02/2022)
	1.000 (7-7)	Miles Kelly vs Miami (FL) (01/04/2023)
	1.000 (6-6)	Dallan "Deebo" Coleman vs North Ala. (11/26/2022)
	1.000 (5-5)	Kyle Sturdivant vs Louisville (02/25/2023)
	1.000 (4-4)	Kyle Sturdivant at Syracuse (02/28/2023)
	1.000 (4-4)	Jalon Moore at Wake Forest (02/11/2023)
	1.000 (4-4)	Dallan "Deebo" Coleman vs Miami (FL) (01/04/2023)
	1.000 (4-4)	Miles Kelly vs Clemson (12/21/2022)
	1.000 (4-4)	Miles Kelly vs Georgia (12/06/2022)
	1.000 (4-4)	Rodney Howard vs Northeastern (12/02/2022)
	1.000 (4-4)	Miles Kelly vs Marquette (N) (11/23/2022)
	1.000 (3-3)	Lance Terry vs Florida Tech (02/18/2023)
	1.000 (3-3)	Dallan "Deebo" Coleman vs Notre Dame (02/08/2023)
	1.000 (3-3)	Miles Kelly vs Virginia (12/31/2022)
1.000 (3-3)	Ja'von Franklin at Iowa (11/29/2022)	
<b>REBOUNDS</b>	15	Ja'von Franklin at Syracuse (02/28/2023)
	15	Ja'von Franklin at Wake Forest (02/11/2023)
<b>ASSISTS</b>	10	Ja'von Franklin at Syracuse (02/28/2023)
	10	Kyle Sturdivant vs Louisville (02/25/2023)
<b>STEALS</b>	4	Dallan "Deebo" Coleman vs Florida Tech (02/18/2023)
	4	Ja'von Franklin at Louisville (02/01/2023)



2022-23 Georgia Tech Men's Basketball  
Player Highs Analysis  
All games

Georgia Tech - Individual Game Highs

BLOCKED SHOTS	5	Ja'von Franklin vs Virginia Tech (02/15/2023)
	5	Ja'von Franklin at NC State (02/04/2023)
	5	Ja'von Franklin vs NIU (11/17/2022)
TURNOVERS	5	Kyle Sturdivant vs Virginia (12/31/2022)
	5	Rodney Howard at Georgia St. (11/12/2022)
FOULS	5	Lance Terry at Pittsburgh (02/21/2023)
	5	Ja'von Franklin at NC State (02/04/2023)
	5	Jordan Meka vs Alabama St. (12/17/2022)



**2022-23 Georgia Tech Men's Basketball  
Player Highs Analysis  
All games**

**Opponent - Individual Game Highs**

<b>POINTS</b>	31		Kris Murray at Iowa (11/29/2022)
	28		Joseph Girard III vs Syracuse (01/21/2023)
	25		Terquavion Smith vs NC State (01/17/2023)
	25		PJ Hall vs Clemson (12/21/2022)
	24		D.J. Burns Jr. at NC State (02/04/2023)
<b>FIELD GOALS MADE</b>	12		PJ Hall vs Clemson (12/21/2022)
	11		D.J. Burns Jr. at NC State (02/04/2023)
	11		Joseph Girard III vs Syracuse (01/21/2023)
	11		Kris Murray at Iowa (11/29/2022)
<b>FIELD GOAL ATTEMPTS</b>	21		Grant Basile vs Virginia Tech (02/15/2023)
	21		D.J. Burns Jr. at NC State (02/04/2023)
	21		Joseph Girard III vs Syracuse (01/21/2023)
<b>FIELD GOAL PERCENTAGE (min 5 made)</b>	1.000	(5-5)	Bryson Dawkins vs North Ala. (11/26/2022)
	.889	(8-9)	Maliq Brown vs Syracuse (01/21/2023)
<b>3 PT FG MADE</b>	6		Joseph Girard III vs Syracuse (01/21/2023)
	5		Blake Hinson at Pittsburgh (02/21/2023)
<b>3 PT FG ATTEMPTS</b>	12		Nijel Pack vs Miami (FL) (01/04/2023)
	11		Terquavion Smith vs NC State (01/17/2023)
	11		Darin Green Jr. at Florida St. (01/07/2023)
<b>3 PT FG PERCENTAGE (min 2 made)</b>	1.000	(2-2)	Jailyn Ingram vs Georgia (12/06/2022)
	1.000	(2-2)	Mardrez McBride vs Georgia (12/06/2022)
	1.000	(2-2)	Branden Carlson vs Utah (N) (11/21/2022)
<b>FREE THROWS MADE</b>	10		Judah Mintz at Syracuse (02/28/2023)
	9		Cameron Hildreth at Wake Forest (02/11/2023)
	9		Jarkel Joiner vs NC State (01/17/2023)
<b>FREE THROW ATTEMPTS</b>	12		Cameron Hildreth at Wake Forest (02/11/2023)
	12		Masai Troutman vs Northeastern (12/02/2022)
<b>FREE THROW PERCENTAGE (min 3 made)</b>	1.000	(9-9)	Jarkel Joiner vs NC State (01/17/2023)
	1.000	(8-8)	Federiko Federiko at Pittsburgh (02/21/2023)
	1.000	(7-7)	Nelly Cummings at Pittsburgh (02/21/2023)
	1.000	(7-7)	Ernest Ross at NC State (02/04/2023)
	1.000	(7-7)	Jamarius Burton vs Pittsburgh (01/14/2023)
	1.000	(6-6)	Cormac Ryan vs Notre Dame (02/08/2023)
	1.000	(6-6)	Kamari Lands at Louisville (02/01/2023)
	1.000	(5-5)	Kadin Shedrick vs Virginia (12/31/2022)
	1.000	(5-5)	Marco Anthony vs Utah (N) (11/21/2022)
	1.000	(4-4)	Tyree Appleby at Wake Forest (02/11/2023)
	1.000	(4-4)	Nate Laszewski vs Notre Dame (02/08/2023)
	1.000	(4-4)	PJ Hall at Clemson (01/24/2023)
	1.000	(4-4)	Casey Morsell vs NC State (01/17/2023)
	1.000	(4-4)	Nike Sibande vs Pittsburgh (01/14/2023)
	1.000	(4-4)	Pete Nance at North Carolina (12/10/2022)
	1.000	(4-4)	Chase Ross vs Marquette (N) (11/23/2022)
	1.000	(3-3)	Joseph Girard III at Syracuse (02/28/2023)
1.000	(3-3)	Dane Goodwin vs Notre Dame (02/08/2023)	
1.000	(3-3)	Brevin Galloway vs Clemson (12/21/2022)	
1.000	(3-3)	Kam Jones vs Marquette (N) (11/23/2022)	
<b>REBOUNDS</b>	20		Kris Murray at Iowa (11/29/2022)
	15		Zarique Nutter vs NIU (11/17/2022)
<b>ASSISTS</b>	10		Terquavion Smith at NC State (02/04/2023)
	9		Justyn Mutts vs Virginia Tech (02/15/2023)
<b>STEALS</b>	6		Wooga Poplar vs Miami (FL) (01/04/2023)
	5		Sean Pedulla vs Virginia Tech (02/15/2023)
	5		Armaan Franklin vs Virginia (12/31/2022)



2022-23 Georgia Tech Men's Basketball  
Player Highs Analysis  
All games

**Opponent - Individual Game Highs**

<b>BLOCKED SHOTS</b>	5	Oso Ighodaro vs Marquette (N) (11/23/2022)
	4	Jesse Edwards at Syracuse (02/28/2023)
<b>TURNOVERS</b>	5	Sesan Russell vs Florida Tech (02/18/2023)
	5	D.J. Burns Jr. vs NC State (01/17/2023)
	5	Terry Roberts vs Georgia (12/06/2022)
	5	Filip Rebraca at Iowa (11/29/2022)
	5	David Coit vs NIU (11/17/2022)
	5	Brian Coffey II vs Clayton St. (11/07/2022)
<b>FOULS</b>	5	Federiko Federiko at Pittsburgh (02/21/2023)
	5	Mekhii Noble vs Florida Tech (02/18/2023)
	5	Ernest Ross vs NC State (01/17/2023)
	5	Greg Gantt vs NC State (01/17/2023)
	5	Norchad Omier vs Miami (FL) (01/04/2023)
	5	Olivier-Maxence Prosper vs Marquette (N) (11/23/2022)
	5	Rollie Worster vs Utah (N) (11/21/2022)



**Georgia Tech Men's Basketball  
Individual Career Summaries  
All games**

**BAGATSKIS, Freds pauls**

				Field Goals		3-Point		F-Throws		Rebounds									Scoring	
SEASON	TEAM	GP-GS	MIN/AVG	FG-FGA	FG%	3FG-3FGA	3FG%	FT-FTA	FT%	OFF	DEF	TOT	AVG	PF-FO	A	TO	BLK	STL	PTS	AVG
2022-23	GaTech	9-0	26/2.9	3-8	.375	2-6	.333	0-0	.000	0	0	0	0.0	3-0	0	0	0	0	8	0.9
<b>TOTAL</b>		<b>9-0</b>	<b>26/2.9</b>	<b>3-8</b>	<b>.375</b>	<b>2-6</b>	<b>.333</b>	<b>0-0</b>	<b>.000</b>	<b>0</b>	<b>0</b>	<b>0</b>	<b>0.0</b>	<b>3-0</b>	<b>0</b>	<b>0</b>	<b>0</b>	<b>0</b>	<b>8</b>	<b>0.9</b>

**Single Game Highs**

Statistic	Value	
Points	3	at Louisville 02/01/23, vs Marquette 11/23/22
FG Made	1	at Louisville 02/01/23, vs Florida Tech 02/18/23, vs Marquette 11/23/22
FG Attempts	3	at Louisville 02/01/23
3FG Made	1	at Louisville 02/01/23, vs Marquette 11/23/22
3FG Attempts	3	at Louisville 02/01/23

**BOYD, Coleman**

				Field Goals		3-Point		F-Throws		Rebounds									Scoring	
SEASON	TEAM	GP-GS	MIN/AVG	FG-FGA	FG%	3FG-3FGA	3FG%	FT-FTA	FT%	OFF	DEF	TOT	AVG	PF-FO	A	TO	BLK	STL	PTS	AVG
2019-20	GaTech	4-0	7/1.8	2-5	.400	1-4	.250	0-0	.000	0	2	2	0.5	1-0	3	0	0	1	5	1.3
2020-21	GaTech	2-0	2/1.0	0-0	.000	0-0	.000	0-0	.000	0	0	0	0.0	0-0	0	0	0	0	0	0.0
2021-22	GaTech	1-0	1/1.3	0-0	.000	0-0	.000	0-0	.000	0	0	0	0.0	0-0	1	0	0	0	0	0.0
2022-23	GaTech	7-0	7/1.1	1-4	.250	1-3	.333	0-0	.000	0	0	0	0.0	2-0	1	1	0	0	3	0.4
<b>TOTAL</b>		<b>14-0</b>	<b>18/1.3</b>	<b>3-9</b>	<b>.333</b>	<b>2-7</b>	<b>.286</b>	<b>0-0</b>	<b>.000</b>	<b>0</b>	<b>2</b>	<b>2</b>	<b>0.1</b>	<b>3-0</b>	<b>5</b>	<b>1</b>	<b>0</b>	<b>1</b>	<b>8</b>	<b>0.6</b>

**Single Game Highs**

Statistic	Value	
Points	3	vs Morehouse 01/28/20, vs Alabama St. 12/17/22
Rebounds	1	vs Elon 11/11/19, vs Virginia Tech 02/04/20
Assists	2	vs Morehouse 01/28/20
Steals	1	vs Morehouse 01/28/20
FG Made	1	vs Morehouse 01/28/20, at Hawaii 12/25/19, vs Alabama St. 12/17/22
FG Attempts	3	vs Morehouse 01/28/20
3FG Made	1	vs Morehouse 01/28/20, vs Alabama St. 12/17/22
3FG Attempts	3	vs Morehouse 01/28/20



**Georgia Tech Men's Basketball  
Individual Career Summaries  
All games**

**COLEMAN, Dallan "deebo"**

				Field Goals		3-Point		F-Throws		Rebounds									Scoring	
SEASON	TEAM	GP-GS	MIN/AVG	FG-FGA	FG%	3FG-3FGA	3FG%	FT-FTA	FT%	OFF	DEF	TOT	AVG	PF-FO	A	TO	BLK	STL	PTS	AVG
2021-22	GaTech	31-5	734/23.7	63-161	.391	43-104	.413	23-32	.719	12	46	58	1.9	70-1	19	21	3	28	192	6.2
2022-23	GaTech	30-28	916/30.5	93-246	.378	51-157	.325	44-64	.688	11	73	84	2.8	66-0	39	38	9	22	281	9.4
<b>TOTAL</b>		<b>61-33</b>	<b>1651/27.1</b>	<b>156-407</b>	<b>.383</b>	<b>94-261</b>	<b>.360</b>	<b>67-96</b>	<b>.698</b>	<b>23</b>	<b>119</b>	<b>142</b>	<b>2.3</b>	<b>136-1</b>	<b>58</b>	<b>59</b>	<b>12</b>	<b>50</b>	<b>473</b>	<b>7.8</b>

**Single Game Highs**

Statistic	Value	
Points	21	vs Virginia Tech 02/15/23
Rebounds	6	vs NIU 11/17/22, vs Miami (FL) 01/04/23
Assists	8	at Syracuse 02/28/23
Steals	4	vs Florida Tech 02/18/23
Blocks	2	vs Duke 01/28/23, vs Louisville 02/25/23
FG Made	6	4 times
FG Attempts	14	at Syracuse 02/28/23
3FG Made	5	vs Lamar University 11/15/21, vs Syracuse 01/21/23
3FG Attempts	12	at Syracuse 02/28/23
FT Made	9	at Georgia St. 11/12/22
FT Attempts	13	at Georgia St. 11/12/22

**DANIELS, Brayden**

				Field Goals		3-Point		F-Throws		Rebounds									Scoring	
SEASON	TEAM	GP-GS	MIN/AVG	FG-FGA	FG%	3FG-3FGA	3FG%	FT-FTA	FT%	OFF	DEF	TOT	AVG	PF-FO	A	TO	BLK	STL	PTS	AVG
2021-22	GaTech	1-0	1/1.3	0-0	.000	0-0	.000	0-0	.000	0	0	0	0.0	0-0	0	0	0	0	0	0.0
2022-23	GaTech	6-0	7/1.1	0-2	.000	0-1	.000	0-2	.000	1	3	4	0.7	1-0	1	0	0	0	0	0.0
<b>TOTAL</b>		<b>7-0</b>	<b>8/1.2</b>	<b>0-2</b>	<b>.000</b>	<b>0-1</b>	<b>.000</b>	<b>0-2</b>	<b>.000</b>	<b>1</b>	<b>3</b>	<b>4</b>	<b>0.6</b>	<b>1-0</b>	<b>1</b>	<b>0</b>	<b>0</b>	<b>0</b>	<b>0</b>	<b>0.0</b>

**Single Game Highs**

Statistic	Value	
Rebounds	2	vs Florida Tech 02/18/23
Assists	1	vs Florida Tech 02/18/23
FG Attempts	2	vs Florida Tech 02/18/23
3FG Attempts	1	vs Florida Tech 02/18/23
FT Attempts	2	vs Northeastern 12/02/22



**FRANKLIN, Ja'von**

SEASON	TEAM	GP-GS	MIN/AVG	Field Goals		3-Point		F-Throws		Rebounds				Scoring						
				FG-FGA	FG%	3FG-3FGA	3FG%	FT-FTA	FT%	OFF	DEF	TOT	AVG	PF-FO	A	TO	BLK	STL	PTS	AVG
2019-20	AUB	5-0	6/1.2	0-0	.000	0-0	.000	0-0	.000	0	1	1	0.2	0-0	1	1	0	0	0	0.0
2020-21	AUB	23-0	123/5.4	11-29	.379	2-8	.250	5-10	.500	15	22	37	1.6	8-0	4	9	11	3	29	1.3
2021-22	USA	32-31	896/28.0	156-238	.655	0-2	.000	78-122	.639	94	157	251	7.8	77-1	32	43	43	40	390	12.2
2022-23	GaTech	29-16	758/26.1	112-188	.596	0-3	.000	49-70	.700	88	122	210	7.2	63-1	62	34	47	38	273	9.4
<b>TOTAL FOR GaTech</b>		<b>29-16</b>	<b>758/26.1</b>	<b>112-188</b>	<b>.596</b>	<b>0-3</b>	<b>.000</b>	<b>49-70</b>	<b>.700</b>	<b>88</b>	<b>122</b>	<b>210</b>	<b>7.2</b>	<b>63-1</b>	<b>62</b>	<b>34</b>	<b>47</b>	<b>38</b>	<b>273</b>	<b>9.4</b>
<b>TOTAL</b>		<b>89-47</b>	<b>1783/20.0</b>	<b>279-455</b>	<b>.613</b>	<b>2-13</b>	<b>.154</b>	<b>132-202</b>	<b>.653</b>	<b>197</b>	<b>302</b>	<b>499</b>	<b>5.6</b>	<b>148-2</b>	<b>99</b>	<b>87</b>	<b>101</b>	<b>81</b>	<b>692</b>	<b>7.8</b>

**Single Game Highs**

Statistic	Value	
Points	28	vs USC Upstate 03/21/22
Rebounds	15	at UT Arlington 12/30/21, at Wake Forest 02/11/23, at Syracuse 02/28/23
Assists	10	at Syracuse 02/28/23
Steals	4	4 times
Blocks	5	vs NIU 11/17/22, at NC State 02/04/23, vs Virginia Tech 02/15/23
FG Made	10	vs Southern Miss. 12/01/21, vs USC Upstate 03/21/22
FG Attempts	18	vs Coastal Carolina 03/28/22
3FG Made	2	at Arkansas 01/20/21
3FG Attempts	2	at Arkansas 01/20/21
FT Made	8	vs USC Upstate 03/21/22
FT Attempts	10	vs Ga. Southern 01/15/22, vs USC Upstate 03/21/22, vs Louisville 02/25/23

**HILL, Jermontae**

SEASON	TEAM	GP-GS	MIN/AVG	Field Goals		3-Point		F-Throws		Rebounds				Scoring						
				FG-FGA	FG%	3FG-3FGA	3FG%	FT-FTA	FT%	OFF	DEF	TOT	AVG	PF-FO	A	TO	BLK	STL	PTS	AVG
2022-23	GaTech	5-0	5/0.9	1-1	1.000	0-0	.000	0-0	.000	0	0	0	0.0	2-0	0	1	0	0	2	0.4
<b>TOTAL</b>		<b>5-0</b>	<b>5/0.9</b>	<b>1-1</b>	<b>1.000</b>	<b>0-0</b>	<b>.000</b>	<b>0-0</b>	<b>.000</b>	<b>0</b>	<b>0</b>	<b>0</b>	<b>0.0</b>	<b>2-0</b>	<b>0</b>	<b>1</b>	<b>0</b>	<b>0</b>	<b>2</b>	<b>0.4</b>

**Single Game Highs**

Statistic	Value	
Points	2	vs Florida Tech 02/18/23
FG Made	1	vs Florida Tech 02/18/23
FG Attempts	1	vs Florida Tech 02/18/23



**HOWARD, Rodney**

SEASON	TEAM	GP-GS	MIN/AVG	Field Goals		3-Point		F-Throws		Rebounds				Other				Scoring		
				FG-FGA	FG%	3FG-3FGA	3FG%	FT-FTA	FT%	OFF	DEF	TOT	AVG	PF-FO	A	TO	BLK	STL	PTS	AVG
2019-20	UGa	24-2	174/7.2	13-23	.565	0-0	.000	5-18	.278	15	20	35	1.5	31-0	3	10	15	2	31	1.3
2020-21	GaTech	19-2	143/7.6	13-25	.520	0-0	.000	5-7	.714	5	21	26	1.4	28-0	3	4	8	3	31	1.6
2021-22	GaTech	27-25	668/24.7	74-132	.561	0-0	.000	27-44	.614	56	82	138	5.1	83-6	40	40	20	11	175	6.5
2022-23	GaTech	24-16	428/17.8	48-88	.545	0-0	.000	11-19	.579	48	55	103	4.3	45-0	28	30	12	7	107	4.5
<b>TOTAL FOR GaTech</b>		<b>70-43</b>	<b>1240/17.7</b>	<b>135-245</b>	<b>.551</b>	<b>0-0</b>	<b>.000</b>	<b>43-70</b>	<b>.614</b>	<b>109</b>	<b>158</b>	<b>267</b>	<b>3.8</b>	<b>156-6</b>	<b>71</b>	<b>74</b>	<b>40</b>	<b>21</b>	<b>313</b>	<b>4.5</b>
<b>TOTAL</b>		<b>94-45</b>	<b>1413/15.0</b>	<b>148-268</b>	<b>.552</b>	<b>0-0</b>	<b>.000</b>	<b>48-88</b>	<b>.545</b>	<b>124</b>	<b>178</b>	<b>302</b>	<b>3.2</b>	<b>187-6</b>	<b>74</b>	<b>84</b>	<b>55</b>	<b>23</b>	<b>344</b>	<b>3.7</b>

**Single Game Highs**

Statistic	Value	
Points	19	at Syracuse 02/21/22
Rebounds	14	vs Miami (OH) 11/09/21
Assists	5	vs NC State 01/17/23
Steals	2	vs Ga. Southern 11/26/21, at Virginia Tech 02/02/22, vs Clayton St. 11/07/22
Blocks	4	vs N.C. Central 12/04/19, vs LSU 12/11/21
FG Made	7	at Syracuse 02/21/22, vs NC State 02/15/22, vs Clayton St. 11/07/22
FG Attempts	13	vs Clayton St. 11/07/22
FT Made	5	vs Wisconsin 12/01/21, at Syracuse 02/21/22
FT Attempts	8	vs Wisconsin 12/01/21

**KELLY, Miles**

SEASON	TEAM	GP-GS	MIN/AVG	Field Goals		3-Point		F-Throws		Rebounds				Other				Scoring		
				FG-FGA	FG%	3FG-3FGA	3FG%	FT-FTA	FT%	OFF	DEF	TOT	AVG	PF-FO	A	TO	BLK	STL	PTS	AVG
2021-22	GaTech	30-1	434/14.5	48-118	.407	26-75	.347	13-18	.722	7	36	43	1.4	30-0	15	19	3	15	135	4.5
2022-23	GaTech	30-24	959/32.0	148-365	.405	77-206	.374	45-51	.882	10	97	107	3.6	65-0	39	47	2	22	418	13.9
<b>TOTAL</b>		<b>60-25</b>	<b>1393/23.2</b>	<b>196-483</b>	<b>.406</b>	<b>103-281</b>	<b>.367</b>	<b>58-69</b>	<b>.841</b>	<b>17</b>	<b>133</b>	<b>150</b>	<b>2.5</b>	<b>95-0</b>	<b>54</b>	<b>66</b>	<b>5</b>	<b>37</b>	<b>553</b>	<b>9.2</b>

**Single Game Highs**

Statistic	Value	
Points	30	at Syracuse 02/28/23
Rebounds	9	at NC State 02/04/23
Assists	4	vs Syracuse 01/21/23
Steals	3	at North Carolina 12/10/22, at Notre Dame 01/10/23
Blocks	1	5 times
FG Made	10	at Syracuse 02/28/23
FG Attempts	19	at Syracuse 02/28/23
3FG Made	7	at Syracuse 02/28/23
3FG Attempts	14	at Syracuse 02/28/23
FT Made	7	vs Miami (FL) 01/04/23
FT Attempts	7	vs Miami (FL) 01/04/23





**MARTYNOV, Cyril**

				Field Goals		3-Point		F-Throws		Rebounds									Scoring	
SEASON	TEAM	GP-GS	MIN/AVG	FG-FGA	FG%	3FG-3FGA	3FG%	FT-FTA	FT%	OFF	DEF	TOT	AVG	PF-FO	A	TO	BLK	STL	PTS	AVG
2022-23	GaTech	7-0	18/2.6	2-7	.286	0-0	.000	1-2	.500	2	4	6	0.9	2-0	0	4	0	0	5	0.7
<b>TOTAL</b>		<b>7-0</b>	<b>18/2.6</b>	<b>2-7</b>	<b>.286</b>	<b>0-0</b>	<b>.000</b>	<b>1-2</b>	<b>.500</b>	<b>2</b>	<b>4</b>	<b>6</b>	<b>0.9</b>	<b>2-0</b>	<b>0</b>	<b>4</b>	<b>0</b>	<b>0</b>	<b>5</b>	<b>0.7</b>

**Single Game Highs**

Statistic	Value	
Points	2	vs North Ala. 11/26/22, vs Alabama St. 12/17/22
Rebounds	2	vs Northeastern 12/02/22, vs Alabama St. 12/17/22
FG Made	1	vs North Ala. 11/26/22, vs Alabama St. 12/17/22
FG Attempts	3	vs Alabama St. 12/17/22
FT Made	1	vs Clayton St. 11/07/22
FT Attempts	2	vs Clayton St. 11/07/22

**MAXWELL, Tristan**

				Field Goals		3-Point		F-Throws		Rebounds									Scoring	
SEASON	TEAM	GP-GS	MIN/AVG	FG-FGA	FG%	3FG-3FGA	3FG%	FT-FTA	FT%	OFF	DEF	TOT	AVG	PF-FO	A	TO	BLK	STL	PTS	AVG
2020-21	GaTech	1-0	8/8.2	0-2	.000	0-2	.000	3-3	1.000	0	0	0	0.0	0-0	0	0	0	0	3	3.0
2021-22	GaTech	5-0	78/15.6	11-32	.344	8-20	.400	2-4	.500	2	6	8	1.6	5-0	2	3	0	1	32	6.4
2022-23	GaTech	18-2	208/11.6	21-80	.263	11-36	.306	7-11	.636	4	14	18	1.0	21-0	15	9	1	6	60	3.3
<b>TOTAL</b>		<b>24-2</b>	<b>294/12.3</b>	<b>32-114</b>	<b>.281</b>	<b>19-58</b>	<b>.328</b>	<b>12-18</b>	<b>.667</b>	<b>6</b>	<b>20</b>	<b>26</b>	<b>1.1</b>	<b>26-0</b>	<b>17</b>	<b>12</b>	<b>1</b>	<b>7</b>	<b>95</b>	<b>4.0</b>

**Single Game Highs**

Statistic	Value	
Points	22	at Boston College 01/12/22
Rebounds	4	vs Wake Forest 01/19/22
Assists	4	vs Alabama St. 12/17/22
Steals	1	7 times
Blocks	1	vs Alabama St. 12/17/22
FG Made	7	at Boston College 01/12/22
FG Attempts	11	at Boston College 01/12/22, vs Alabama St. 12/17/22
3FG Made	7	at Boston College 01/12/22
3FG Attempts	11	at Boston College 01/12/22
FT Made	3	vs Delaware St. 12/20/20
FT Attempts	4	at Louisville 02/01/23



**Georgia Tech Men's Basketball  
Individual Career Summaries  
All games**

**MEKA, Jordan**

				Field Goals		3-Point		F-Throws		Rebounds									Scoring	
SEASON	TEAM	GP-GS	MIN/AVG	FG-FGA	FG%	3FG-3FGA	3FG%	FT-FTA	FT%	OFF	DEF	TOT	AVG	PF-FO	A	TO	BLK	STL	PTS	AVG
2020-21	GaTech	1-0	8/8.1	0-1	.000	0-0	.000	0-0	.000	0	1	1	1.0	0-0	0	0	0	0	0	0.0
2021-22	GaTech	15-4	188/12.5	6-27	.222	0-0	.000	0-0	.000	14	30	44	2.9	35-1	10	6	11	6	12	0.8
2022-23	GaTech	10-0	52/5.2	2-7	.286	0-0	.000	0-0	.000	6	9	15	1.5	13-1	1	1	4	2	4	0.4
<b>TOTAL</b>		<b>26-4</b>	<b>249/9.6</b>	<b>8-35</b>	<b>.229</b>	<b>0-0</b>	<b>.000</b>	<b>0-0</b>	<b>.000</b>	<b>20</b>	<b>40</b>	<b>60</b>	<b>2.3</b>	<b>48-2</b>	<b>11</b>	<b>7</b>	<b>15</b>	<b>8</b>	<b>16</b>	<b>0.6</b>

**Single Game Highs**

Statistic	Value	
Points	4	vs Clayton St. 01/23/22, vs Alabama St. 12/17/22
Rebounds	8	at Duke 01/04/22
Assists	3	vs Clayton St. 01/23/22
Steals	3	vs Clemson 02/05/22
Blocks	3	at Duke 01/04/22
FG Made	2	vs Clayton St. 01/23/22, vs Alabama St. 12/17/22
FG Attempts	6	at Duke 01/04/22

**MOORE, Jalon**

				Field Goals		3-Point		F-Throws		Rebounds									Scoring	
SEASON	TEAM	GP-GS	MIN/AVG	FG-FGA	FG%	3FG-3FGA	3FG%	FT-FTA	FT%	OFF	DEF	TOT	AVG	PF-FO	A	TO	BLK	STL	PTS	AVG
2021-22	GaTech	13-1	111/8.6	14-31	.452	3-5	.600	6-12	.500	8	17	25	1.9	15-0	3	9	8	2	37	2.8
2022-23	GaTech	29-15	631/21.7	82-192	.427	4-33	.121	63-91	.692	57	88	145	5.0	59-0	25	42	28	21	231	8.0
<b>TOTAL</b>		<b>42-16</b>	<b>742/17.7</b>	<b>96-223</b>	<b>.430</b>	<b>7-38</b>	<b>.184</b>	<b>69-103</b>	<b>.670</b>	<b>65</b>	<b>105</b>	<b>170</b>	<b>4.0</b>	<b>74-0</b>	<b>28</b>	<b>51</b>	<b>36</b>	<b>23</b>	<b>268</b>	<b>6.4</b>

**Single Game Highs**

Statistic	Value	
Points	17	vs NC State 01/17/23
Rebounds	9	vs Clayton St. 11/07/22, vs Northeastern 12/02/22, vs Clemson 12/21/22
Assists	4	vs Clemson 12/21/22
Steals	3	at Iowa 11/29/22
Blocks	3	vs Northeastern 12/02/22, vs Alabama St. 12/17/22
FG Made	8	vs NC State 01/17/23
FG Attempts	14	vs NC State 01/17/23
3FG Made	1	7 times
3FG Attempts	3	vs Northeastern 12/02/22
FT Made	10	vs Northeastern 12/02/22
FT Attempts	10	vs Northeastern 12/02/22



**Georgia Tech Men's Basketball  
Individual Career Summaries  
All games**

**SMITH, Deivon**

SEASON	TEAM	GP-GS	MIN/AVG	Field Goals		3-Point		F-Throws		Rebounds				Other Stats					Scoring	
				FG-FGA	FG%	3FG-3FGA	3FG%	FT-FTA	FT%	OFF	DEF	TOT	AVG	PF-FO	A	TO	BLK	STL	PTS	AVG
2020-21	MSU	33-8	749/22.7	65-192	.339	19-68	.279	24-39	.615	13	106	119	3.6	52-1	97	56	9	29	173	5.2
2021-22	GaTech	24-5	472/19.7	58-144	.403	5-18	.278	16-27	.593	25	56	81	3.4	44-0	48	42	5	25	137	5.7
2022-23	GaTech	24-13	596/24.8	83-208	.399	12-46	.261	13-29	.448	29	106	135	5.6	42-0	89	32	16	22	191	8.0
<b>TOTAL FOR GaTech</b>		<b>48-18</b>	<b>1068/22.2</b>	<b>141-352</b>	<b>.401</b>	<b>17-64</b>	<b>.266</b>	<b>29-56</b>	<b>.518</b>	<b>54</b>	<b>162</b>	<b>216</b>	<b>4.5</b>	<b>86-0</b>	<b>137</b>	<b>74</b>	<b>21</b>	<b>47</b>	<b>328</b>	<b>6.8</b>
<b>TOTAL</b>		<b>81-26</b>	<b>1817/22.4</b>	<b>206-544</b>	<b>.379</b>	<b>36-132</b>	<b>.273</b>	<b>53-95</b>	<b>.558</b>	<b>67</b>	<b>268</b>	<b>335</b>	<b>4.1</b>	<b>138-1</b>	<b>234</b>	<b>130</b>	<b>30</b>	<b>76</b>	<b>501</b>	<b>6.2</b>

**Single Game Highs**

Statistic	Value	
Points	17	vs Memphis 03/28/21
Rebounds	11	vs Wisconsin 12/01/21, vs Pittsburgh 01/14/23
Assists	9	vs Iowa St. 01/30/21
Steals	3	vs NC State 02/15/22, at Georgia St. 11/12/22
Blocks	3	vs NIU 11/17/22
FG Made	7	5 times
FG Attempts	16	vs Memphis 03/28/21
3FG Made	3	at Georgia 12/30/20, vs Pittsburgh 01/14/23
3FG Attempts	6	vs Pittsburgh 01/14/23, vs Syracuse 01/21/23
FT Made	4	vs Clemson 02/05/22
FT Attempts	7	vs Utah 11/21/22



**Georgia Tech Men's Basketball  
Individual Career Summaries  
All games**

**STURDIVANT, Kyle**

SEASON	TEAM	GP-GS	MIN/AVG	Field Goals		3-Point		F-Throws		Rebounds				Other					Scoring	
				FG-FGA	FG%	3FG-3FGA	3FG%	FT-FTA	FT%	OFF	DEF	TOT	AVG	PF-FO	A	TO	BLK	STL	PTS	AVG
2019-20	USC	21-0	175/8.3	16-46	.348	3-14	.214	8-9	.889	4	20	24	1.1	10-0	25	22	1	5	43	2.0
2020-21	GaTech	26-0	308/11.8	32-74	.432	8-22	.364	18-23	.783	2	22	24	0.9	27-0	27	17	2	6	90	3.5
2021-22	GaTech	32-28	808/25.2	89-216	.412	26-78	.333	39-50	.780	7	74	81	2.5	55-2	73	38	2	30	243	7.6
2022-23	GaTech	30-18	677/22.6	90-226	.398	33-96	.344	31-48	.646	5	60	65	2.2	51-0	91	48	3	22	244	8.1
<b>TOTAL FOR GaTech</b>		<b>88-46</b>	<b>1792/20.4</b>	<b>211-516</b>	<b>.409</b>	<b>67-196</b>	<b>.342</b>	<b>88-121</b>	<b>.727</b>	<b>14</b>	<b>156</b>	<b>170</b>	<b>1.9</b>	<b>133-2</b>	<b>191</b>	<b>103</b>	<b>7</b>	<b>58</b>	<b>577</b>	<b>6.6</b>
<b>TOTAL</b>		<b>109-46</b>	<b>1967/18.0</b>	<b>227-562</b>	<b>.404</b>	<b>70-210</b>	<b>.333</b>	<b>96-130</b>	<b>.738</b>	<b>18</b>	<b>176</b>	<b>194</b>	<b>1.8</b>	<b>143-2</b>	<b>216</b>	<b>125</b>	<b>8</b>	<b>63</b>	<b>620</b>	<b>5.7</b>

**Single Game Highs**

Statistic	Value	
Points	20	at Syracuse 02/28/23
Rebounds	8	vs Alabama St. 12/17/22
Assists	10	vs Louisville 02/25/23
Steals	4	at Clemson 03/02/22
Blocks	1	8 times
FG Made	7	4 times
FG Attempts	16	at Louisville 02/01/23
3FG Made	3	vs Alabama St. 12/17/22, at NC State 02/04/23, vs Virginia Tech 02/15/23
3FG Attempts	9	at Louisville 02/01/23
FT Made	6	vs Clayton St. 11/07/22
FT Attempts	8	vs Clayton St. 11/07/22



**Georgia Tech Men's Basketball  
Individual Career Summaries  
All games**


**TERRY, Lance**


SEASON	TEAM	GP-GS	MIN/AVG	Field Goals		3-Point		F-Throws		Rebounds				Other				Scoring		
				FG-FGA	FG%	3FG-3FGA	3FG%	FT-FTA	FT%	OFF	DEF	TOT	AVG	PF-FO	A	TO	BLK	STL	PTS	AVG
2019-20	GW	15-0	161/10.7	18-49	.367	13-38	.342	4-7	.571	0	22	22	1.5	21-0	5	13	3	7	53	3.5
2020-21	GW	9-6	201/22.4	31-64	.484	18-41	.439	23-25	.920	3	15	18	2.0	22-0	5	8	1	5	103	11.4
2021-22	GW	31-31	972/31.4	158-344	.459	57-163	.350	69-85	.812	26	80	106	3.4	69-1	37	44	12	32	442	14.3
2022-23	GaTech	26-18	737/28.4	93-216	.431	41-105	.390	32-40	.800	11	60	71	2.7	51-1	32	25	5	17	259	10.0
<b>TOTAL FOR GaTech</b>		<b>26-18</b>	<b>737/28.4</b>	<b>93-216</b>	<b>.431</b>	<b>41-105</b>	<b>.390</b>	<b>32-40</b>	<b>.800</b>	<b>11</b>	<b>60</b>	<b>71</b>	<b>2.7</b>	<b>51-1</b>	<b>32</b>	<b>25</b>	<b>5</b>	<b>17</b>	<b>259</b>	<b>10.0</b>
<b>TOTAL</b>		<b>81-55</b>	<b>2071/25.6</b>	<b>300-673</b>	<b>.446</b>	<b>129-347</b>	<b>.372</b>	<b>128-157</b>	<b>.815</b>	<b>40</b>	<b>177</b>	<b>217</b>	<b>2.7</b>	<b>163-2</b>	<b>79</b>	<b>90</b>	<b>21</b>	<b>61</b>	<b>857</b>	<b>10.6</b>


**Single Game Highs**

Statistic	Value	
Points	26	at Hampton 12/30/20
Rebounds	7	at VMI 12/11/21, vs USC Upstate 01/19/22, vs UNC Asheville 02/23/22
Assists	4	at USC Upstate 02/26/22
Steals	3	at East Carolina 12/04/21, at Florida St. 01/07/23
Blocks	2	at UNLV 11/10/21, at N.C. Central 12/15/21, at Longwood 01/15/22
FG Made	8	7 times
FG Attempts	19	at Florida St. 12/21/20
3FG Made	7	at Syracuse 02/28/23
3FG Attempts	11	vs Louisville 02/25/23
FT Made	9	at Hampton 12/30/20
FT Attempts	9	at Hampton 12/30/20, at Campbell 02/09/22

# 2022-23 BOX SCORES

		<b>Official Basketball Box Score - Final</b> <b>Clayton St. at Georgia Tech</b> 11/07/22 McCamish Pavilion, Atlanta 2022-23 Men's Basketball		<b>Game Time:</b> 7:30 PM <b>Game Duration:</b> 1:58 <b>Attendance:</b> 3,072																																																																																																																																																																																																																																																																																																																																																																																																			
		<b>Officials:</b> Mark Schnur, Kellen Miner, Ben Sirt																																																																																																																																																																																																																																																																																																																																																																																																					
<b>Clayton St. - 63</b> <b>Record:</b> 0-0																																																																																																																																																																																																																																																																																																																																																																																																							
<table border="1"> <thead> <tr> <th rowspan="2">NO. Name</th> <th rowspan="2">Min</th> <th colspan="2">FG</th> <th colspan="2">3P</th> <th colspan="2">FT</th> <th colspan="2">Rebounds</th> <th colspan="2">Fouls</th> <th rowspan="2">TP</th> <th rowspan="2">AS</th> <th rowspan="2">TO</th> <th rowspan="2">ST</th> <th colspan="3">Blocks</th> <th rowspan="2">+/-</th> </tr> <tr> <th>M/A</th> <th>A/A</th> <th>M/A</th> <th>A/A</th> <th>OR</th> <th>DR</th> <th>PF</th> <th>FF</th> <th>OR</th> <th>DR</th> <th>TS</th> <th>BS</th> <th>BA</th> <th>BB</th> </tr> </thead> <tbody> <tr><td>3 Brian Coffey II</td><td>G</td><td>33:14</td><td>8-19</td><td>1-6</td><td>0-0</td><td>0-1</td><td>1-1</td><td>3</td><td>5</td><td>17</td><td>3</td><td>5</td><td>1</td><td>0</td><td>1</td><td>-17</td><td></td><td></td><td></td><td></td></tr> <tr><td>5 Bryce Weinmanson</td><td>G</td><td>25:02</td><td>1-5</td><td>0-2</td><td>1-2</td><td>1-1</td><td>2-3</td><td>3</td><td>1</td><td>3</td><td>1</td><td>1</td><td>0</td><td>0</td><td>1</td><td>-28</td><td></td><td></td><td></td><td></td></tr> <tr><td>11 Travis Harper II</td><td>G</td><td>24:56</td><td>3-8</td><td>0-3</td><td>1-2</td><td>4</td><td>0</td><td>4</td><td>3</td><td>1</td><td>7</td><td>3</td><td>2</td><td>2</td><td>0</td><td>-19</td><td></td><td></td><td></td><td></td></tr> <tr><td>25 Bari Lecky</td><td>G</td><td>23:49</td><td>3-8</td><td>0-1</td><td>0-0</td><td>1</td><td>3</td><td>4</td><td>3</td><td>0</td><td>6</td><td>0</td><td>0</td><td>1</td><td>0</td><td>-27</td><td></td><td></td><td></td><td></td></tr> <tr><td>44 Ricardo Saams Jr.</td><td>G</td><td>35:27</td><td>5-13</td><td>0-1</td><td>2-2</td><td>4</td><td>4</td><td>8</td><td>2</td><td>12</td><td>3</td><td>2</td><td>1</td><td>2</td><td>2</td><td>-33</td><td></td><td></td><td></td><td></td></tr> <tr><td>2 Kobie Johnson</td><td></td><td>15:57</td><td>1-3</td><td>1-2</td><td>1</td><td>3</td><td>4</td><td>2</td><td>0</td><td>4</td><td>1</td><td>1</td><td>1</td><td>0</td><td>0</td><td>-6</td><td></td><td></td><td></td><td></td></tr> <tr><td>23 Wes Williams</td><td></td><td>27:36</td><td>2-5</td><td>2-5</td><td>0-0</td><td>1</td><td>2</td><td>2</td><td>1</td><td>6</td><td>1</td><td>0</td><td>0</td><td>0</td><td>0</td><td>-18</td><td></td><td></td><td></td><td></td></tr> <tr><td>24 Christian Chambers</td><td></td><td>13:59</td><td>3-9</td><td>0-2</td><td>2-3</td><td>2</td><td>1</td><td>3</td><td>0</td><td>5</td><td>8</td><td>1</td><td>1</td><td>1</td><td>0</td><td>-2</td><td></td><td></td><td></td><td></td></tr> <tr><td>Team</td><td></td><td></td><td></td><td></td><td></td><td></td><td></td><td>4</td><td>4</td><td>4</td><td>0</td><td>1</td><td></td><td></td><td></td><td></td><td></td><td></td><td></td><td></td></tr> <tr><td><b>Totals</b></td><td></td><td></td><td><b>26-70</b></td><td><b>4-22</b></td><td><b>7-11</b></td><td><b>14</b></td><td><b>18</b></td><td><b>32</b></td><td><b>18</b></td><td><b>15</b></td><td><b>63</b></td><td><b>13</b></td><td><b>13</b></td><td><b>6</b></td><td><b>2</b></td><td><b>6</b></td><td></td><td></td><td></td><td></td></tr> </tbody> </table>						NO. Name	Min	FG		3P		FT		Rebounds		Fouls		TP	AS	TO	ST	Blocks			+/-	M/A	A/A	M/A	A/A	OR	DR	PF	FF	OR	DR	TS	BS	BA	BB	3 Brian Coffey II	G	33:14	8-19	1-6	0-0	0-1	1-1	3	5	17	3	5	1	0	1	-17					5 Bryce Weinmanson	G	25:02	1-5	0-2	1-2	1-1	2-3	3	1	3	1	1	0	0	1	-28					11 Travis Harper II	G	24:56	3-8	0-3	1-2	4	0	4	3	1	7	3	2	2	0	-19					25 Bari Lecky	G	23:49	3-8	0-1	0-0	1	3	4	3	0	6	0	0	1	0	-27					44 Ricardo Saams Jr.	G	35:27	5-13	0-1	2-2	4	4	8	2	12	3	2	1	2	2	-33					2 Kobie Johnson		15:57	1-3	1-2	1	3	4	2	0	4	1	1	1	0	0	-6					23 Wes Williams		27:36	2-5	2-5	0-0	1	2	2	1	6	1	0	0	0	0	-18					24 Christian Chambers		13:59	3-9	0-2	2-3	2	1	3	0	5	8	1	1	1	0	-2					Team								4	4	4	0	1									<b>Totals</b>			<b>26-70</b>	<b>4-22</b>	<b>7-11</b>	<b>14</b>	<b>18</b>	<b>32</b>	<b>18</b>	<b>15</b>	<b>63</b>	<b>13</b>	<b>13</b>	<b>6</b>	<b>2</b>	<b>6</b>																																																																																																																																																		
NO. Name	Min	FG		3P				FT		Rebounds		Fouls		TP	AS	TO	ST					Blocks				+/-																																																																																																																																																																																																																																																																																																																																																																													
		M/A	A/A	M/A	A/A	OR	DR	PF	FF	OR	DR	TS	BS					BA	BB																																																																																																																																																																																																																																																																																																																																																																																				
3 Brian Coffey II	G	33:14	8-19	1-6	0-0	0-1	1-1	3	5	17	3	5	1	0	1	-17																																																																																																																																																																																																																																																																																																																																																																																							
5 Bryce Weinmanson	G	25:02	1-5	0-2	1-2	1-1	2-3	3	1	3	1	1	0	0	1	-28																																																																																																																																																																																																																																																																																																																																																																																							
11 Travis Harper II	G	24:56	3-8	0-3	1-2	4	0	4	3	1	7	3	2	2	0	-19																																																																																																																																																																																																																																																																																																																																																																																							
25 Bari Lecky	G	23:49	3-8	0-1	0-0	1	3	4	3	0	6	0	0	1	0	-27																																																																																																																																																																																																																																																																																																																																																																																							
44 Ricardo Saams Jr.	G	35:27	5-13	0-1	2-2	4	4	8	2	12	3	2	1	2	2	-33																																																																																																																																																																																																																																																																																																																																																																																							
2 Kobie Johnson		15:57	1-3	1-2	1	3	4	2	0	4	1	1	1	0	0	-6																																																																																																																																																																																																																																																																																																																																																																																							
23 Wes Williams		27:36	2-5	2-5	0-0	1	2	2	1	6	1	0	0	0	0	-18																																																																																																																																																																																																																																																																																																																																																																																							
24 Christian Chambers		13:59	3-9	0-2	2-3	2	1	3	0	5	8	1	1	1	0	-2																																																																																																																																																																																																																																																																																																																																																																																							
Team								4	4	4	0	1																																																																																																																																																																																																																																																																																																																																																																																											
<b>Totals</b>			<b>26-70</b>	<b>4-22</b>	<b>7-11</b>	<b>14</b>	<b>18</b>	<b>32</b>	<b>18</b>	<b>15</b>	<b>63</b>	<b>13</b>	<b>13</b>	<b>6</b>	<b>2</b>	<b>6</b>																																																																																																																																																																																																																																																																																																																																																																																							
<b>Shooting By Period</b> 1st FG% 14-35 40.0% 3PT% 3-10 30.0% FT% 3-5 60% 2nd FG% 12-35 34.3% 3PT% 1-2 8.3% FT% 4-6 66.7% GM FG% 26-70 37.1% 3PT% 4-22 18.2% FT% 7-11 63.6% Dead Ball Rebounds: 3, 2																																																																																																																																																																																																																																																																																																																																																																																																							
<b>Technical Fouls:</b> NONE																																																																																																																																																																																																																																																																																																																																																																																																							
<b>Georgia Tech - 93</b> <b>Record:</b> 1-0																																																																																																																																																																																																																																																																																																																																																																																																							
<table border="1"> <thead> <tr> <th rowspan="2">NO. Name</th> <th rowspan="2">Min</th> <th colspan="2">FG</th> <th colspan="2">3P</th> <th colspan="2">FT</th> <th colspan="2">Rebounds</th> <th colspan="2">Fouls</th> <th rowspan="2">TP</th> <th rowspan="2">AS</th> <th rowspan="2">TO</th> <th rowspan="2">ST</th> <th colspan="3">Blocks</th> <th rowspan="2">+/-</th> </tr> <tr> <th>M/A</th> <th>A/A</th> <th>M/A</th> <th>A/A</th> <th>OR</th> <th>DR</th> <th>PF</th> <th>FF</th> <th>OR</th> <th>DR</th> <th>TS</th> <th>BS</th> <th>BA</th> <th>BB</th> </tr> </thead> <tbody> <tr><td>24 Rodney Howard</td><td>C</td><td>19:31</td><td>7-13</td><td>0-0</td><td>1-2</td><td>10</td><td>3</td><td>13</td><td>2</td><td>1</td><td>15</td><td>3</td><td>3</td><td>2</td><td>1</td><td>1</td><td>23</td><td></td><td></td><td></td><td></td></tr> <tr><td>0 Lance Terry</td><td>G</td><td>23:54</td><td>5-10</td><td>4-8</td><td>2-2</td><td>0</td><td>0</td><td>0</td><td>0</td><td>1</td><td>2</td><td>16</td><td>1</td><td>0</td><td>1</td><td>0</td><td>29</td><td></td><td></td><td></td><td></td></tr> <tr><td>1 Kyle Sturdivant</td><td>G</td><td>26:05</td><td>2-6</td><td>0-0</td><td>6-8</td><td>1</td><td>1</td><td>2</td><td>2</td><td>4</td><td>10</td><td>5</td><td>2</td><td>2</td><td>0</td><td>0</td><td>31</td><td></td><td></td><td></td><td></td></tr> <tr><td>3 Dallan Coleman</td><td>G</td><td>27:31</td><td>4-8</td><td>1-2</td><td>0-0</td><td>0</td><td>4</td><td>4</td><td>0</td><td>2</td><td>9</td><td>1</td><td>1</td><td>1</td><td>1</td><td>0</td><td>28</td><td></td><td></td><td></td><td></td></tr> <tr><td>5 Deivon Smith</td><td>G</td><td>24:52</td><td>5-12</td><td>0-0</td><td>0-0</td><td>0</td><td>7</td><td>7</td><td>1</td><td>1</td><td>10</td><td>1</td><td>2</td><td>2</td><td>0</td><td>0</td><td>6</td><td></td><td></td><td></td><td></td></tr> <tr><td>4 Ja'von Franklin</td><td>G</td><td>18:30</td><td>3-5</td><td>0-1</td><td>1-1</td><td>1</td><td>4</td><td>5</td><td>1</td><td>1</td><td>7</td><td>2</td><td>0</td><td>0</td><td>0</td><td>2</td><td>12</td><td></td><td></td><td></td><td></td></tr> <tr><td>13 Miles Kelly</td><td></td><td>20:02</td><td>4-7</td><td>2-3</td><td>0-2</td><td>0</td><td>3</td><td>3</td><td>4</td><td>2</td><td>10</td><td>2</td><td>0</td><td>0</td><td>0</td><td>1</td><td>18</td><td></td><td></td><td></td><td></td></tr> <tr><td>11 Tristan Maxwell</td><td></td><td>16:21</td><td>1-6</td><td>0-3</td><td>2-2</td><td>0</td><td>1</td><td>1</td><td>2</td><td>1</td><td>4</td><td>2</td><td>0</td><td>0</td><td>0</td><td>0</td><td>10</td><td></td><td></td><td></td><td></td></tr> <tr><td>14 Jalon Moore</td><td></td><td>17:19</td><td>4-6</td><td>0-2</td><td>3-5</td><td>3</td><td>6</td><td>9</td><td>2</td><td>3</td><td>11</td><td>0</td><td>0</td><td>0</td><td>2</td><td>0</td><td>9</td><td></td><td></td><td></td><td></td></tr> <tr><td>10 Cyril Martynov</td><td></td><td>01:59</td><td>0-0</td><td>0-0</td><td>1-2</td><td>1</td><td>0</td><td>1</td><td>0</td><td>1</td><td>1</td><td>0</td><td>1</td><td>0</td><td>0</td><td>0</td><td>-5</td><td></td><td></td><td></td><td></td></tr> <tr><td>12 Freds Pauls Bagatskis</td><td></td><td>01:59</td><td>0-0</td><td>0-0</td><td>0-0</td><td>0</td><td>0</td><td>0</td><td>0</td><td>0</td><td>0</td><td>0</td><td>0</td><td>0</td><td>0</td><td>0</td><td>-5</td><td></td><td></td><td></td><td></td></tr> <tr><td>30 Coleman Boyd</td><td></td><td>00:39</td><td>0-2</td><td>0-1</td><td>0-0</td><td>0</td><td>0</td><td>0</td><td>0</td><td>0</td><td>0</td><td>0</td><td>0</td><td>0</td><td>0</td><td>0</td><td>-2</td><td></td><td></td><td></td><td></td></tr> <tr><td>33 Brayden Daniels</td><td></td><td>00:39</td><td>0-0</td><td>0-0</td><td>0-0</td><td>0</td><td>1</td><td>0</td><td>0</td><td>0</td><td>0</td><td>0</td><td>0</td><td>0</td><td>0</td><td>0</td><td>-2</td><td></td><td></td><td></td><td></td></tr> <tr><td>43 Jermontae Hill</td><td></td><td>00:39</td><td>0-0</td><td>0-0</td><td>0-0</td><td>0</td><td>0</td><td>0</td><td>0</td><td>0</td><td>0</td><td>0</td><td>0</td><td>0</td><td>0</td><td>0</td><td>-2</td><td></td><td></td><td></td><td></td></tr> <tr><td>Team</td><td></td><td></td><td></td><td></td><td></td><td></td><td></td><td>2</td><td>6</td><td>0</td><td>0</td><td></td><td></td><td></td><td></td><td></td><td></td><td></td><td></td><td></td><td></td></tr> <tr><td><b>Totals</b></td><td></td><td></td><td><b>35-73</b></td><td><b>7-20</b></td><td><b>16-24</b></td><td><b>21</b></td><td><b>31</b></td><td><b>52</b></td><td><b>15</b></td><td><b>18</b></td><td><b>93</b></td><td><b>17</b></td><td><b>11</b></td><td><b>8</b></td><td><b>6</b></td><td><b>2</b></td><td><b>30</b></td><td></td><td></td><td></td><td></td></tr> </tbody> </table>						NO. Name	Min	FG		3P		FT		Rebounds		Fouls		TP	AS	TO	ST	Blocks			+/-	M/A	A/A	M/A	A/A	OR	DR	PF	FF	OR	DR	TS	BS	BA	BB	24 Rodney Howard	C	19:31	7-13	0-0	1-2	10	3	13	2	1	15	3	3	2	1	1	23					0 Lance Terry	G	23:54	5-10	4-8	2-2	0	0	0	0	1	2	16	1	0	1	0	29					1 Kyle Sturdivant	G	26:05	2-6	0-0	6-8	1	1	2	2	4	10	5	2	2	0	0	31					3 Dallan Coleman	G	27:31	4-8	1-2	0-0	0	4	4	0	2	9	1	1	1	1	0	28					5 Deivon Smith	G	24:52	5-12	0-0	0-0	0	7	7	1	1	10	1	2	2	0	0	6					4 Ja'von Franklin	G	18:30	3-5	0-1	1-1	1	4	5	1	1	7	2	0	0	0	2	12					13 Miles Kelly		20:02	4-7	2-3	0-2	0	3	3	4	2	10	2	0	0	0	1	18					11 Tristan Maxwell		16:21	1-6	0-3	2-2	0	1	1	2	1	4	2	0	0	0	0	10					14 Jalon Moore		17:19	4-6	0-2	3-5	3	6	9	2	3	11	0	0	0	2	0	9					10 Cyril Martynov		01:59	0-0	0-0	1-2	1	0	1	0	1	1	0	1	0	0	0	-5					12 Freds Pauls Bagatskis		01:59	0-0	0-0	0-0	0	0	0	0	0	0	0	0	0	0	0	-5					30 Coleman Boyd		00:39	0-2	0-1	0-0	0	0	0	0	0	0	0	0	0	0	0	-2					33 Brayden Daniels		00:39	0-0	0-0	0-0	0	1	0	0	0	0	0	0	0	0	0	-2					43 Jermontae Hill		00:39	0-0	0-0	0-0	0	0	0	0	0	0	0	0	0	0	0	-2					Team								2	6	0	0											<b>Totals</b>			<b>35-73</b>	<b>7-20</b>	<b>16-24</b>	<b>21</b>	<b>31</b>	<b>52</b>	<b>15</b>	<b>18</b>	<b>93</b>	<b>17</b>	<b>11</b>	<b>8</b>	<b>6</b>	<b>2</b>	<b>30</b>				
NO. Name	Min	FG		3P				FT		Rebounds		Fouls		TP	AS	TO	ST					Blocks				+/-																																																																																																																																																																																																																																																																																																																																																																													
		M/A	A/A	M/A	A/A	OR	DR	PF	FF	OR	DR	TS	BS					BA	BB																																																																																																																																																																																																																																																																																																																																																																																				
24 Rodney Howard	C	19:31	7-13	0-0	1-2	10	3	13	2	1	15	3	3	2	1	1	23																																																																																																																																																																																																																																																																																																																																																																																						
0 Lance Terry	G	23:54	5-10	4-8	2-2	0	0	0	0	1	2	16	1	0	1	0	29																																																																																																																																																																																																																																																																																																																																																																																						
1 Kyle Sturdivant	G	26:05	2-6	0-0	6-8	1	1	2	2	4	10	5	2	2	0	0	31																																																																																																																																																																																																																																																																																																																																																																																						
3 Dallan Coleman	G	27:31	4-8	1-2	0-0	0	4	4	0	2	9	1	1	1	1	0	28																																																																																																																																																																																																																																																																																																																																																																																						
5 Deivon Smith	G	24:52	5-12	0-0	0-0	0	7	7	1	1	10	1	2	2	0	0	6																																																																																																																																																																																																																																																																																																																																																																																						
4 Ja'von Franklin	G	18:30	3-5	0-1	1-1	1	4	5	1	1	7	2	0	0	0	2	12																																																																																																																																																																																																																																																																																																																																																																																						
13 Miles Kelly		20:02	4-7	2-3	0-2	0	3	3	4	2	10	2	0	0	0	1	18																																																																																																																																																																																																																																																																																																																																																																																						
11 Tristan Maxwell		16:21	1-6	0-3	2-2	0	1	1	2	1	4	2	0	0	0	0	10																																																																																																																																																																																																																																																																																																																																																																																						
14 Jalon Moore		17:19	4-6	0-2	3-5	3	6	9	2	3	11	0	0	0	2	0	9																																																																																																																																																																																																																																																																																																																																																																																						
10 Cyril Martynov		01:59	0-0	0-0	1-2	1	0	1	0	1	1	0	1	0	0	0	-5																																																																																																																																																																																																																																																																																																																																																																																						
12 Freds Pauls Bagatskis		01:59	0-0	0-0	0-0	0	0	0	0	0	0	0	0	0	0	0	-5																																																																																																																																																																																																																																																																																																																																																																																						
30 Coleman Boyd		00:39	0-2	0-1	0-0	0	0	0	0	0	0	0	0	0	0	0	-2																																																																																																																																																																																																																																																																																																																																																																																						
33 Brayden Daniels		00:39	0-0	0-0	0-0	0	1	0	0	0	0	0	0	0	0	0	-2																																																																																																																																																																																																																																																																																																																																																																																						
43 Jermontae Hill		00:39	0-0	0-0	0-0	0	0	0	0	0	0	0	0	0	0	0	-2																																																																																																																																																																																																																																																																																																																																																																																						
Team								2	6	0	0																																																																																																																																																																																																																																																																																																																																																																																												
<b>Totals</b>			<b>35-73</b>	<b>7-20</b>	<b>16-24</b>	<b>21</b>	<b>31</b>	<b>52</b>	<b>15</b>	<b>18</b>	<b>93</b>	<b>17</b>	<b>11</b>	<b>8</b>	<b>6</b>	<b>2</b>	<b>30</b>																																																																																																																																																																																																																																																																																																																																																																																						
<b>Shooting By Period</b> 1st FG% 14-39 35.9% 3PT% 2-9 22.2% FT% 4-7 57.1% 2nd FG% 21-34 61.8% 3PT% 5-11 45.5% FT% 12-17 70.6% GM FG% 35-73 47.9% 3PT% 7-20 35.0% FT% 16-24 66.7% Dead Ball Rebounds: 5, 0																																																																																																																																																																																																																																																																																																																																																																																																							
<b>Technical Fouls:</b> NONE																																																																																																																																																																																																																																																																																																																																																																																																							
<table border="1"> <thead> <tr> <th colspan="2"></th> <th>CST</th> <th>GaTech</th> <th colspan="2">Points from Turnovers</th> <th colspan="2">Period by Period Scoring</th> <th colspan="2">CST</th> <th colspan="2">GaTech</th> </tr> <tr> <th colspan="2"></th> <th>1st</th> <th>2nd</th> <th>1st</th> <th>2nd</th> <th>1st</th> <th>2nd</th> <th>TOT</th> <th>1st</th> <th>2nd</th> <th>TOT</th> </tr> </thead> <tbody> <tr> <td>Biggest lead</td> <td>2 (1st 0:53)</td> <td>37 (2nd 2:29)</td> <td colspan="2"></td> <td colspan="2"></td> <td colspan="2"></td> <td>34</td> <td>29</td> <td>63</td> </tr> <tr> <td>Best Scoring Run</td> <td>6 (1st 14:40)</td> <td>13 (2nd 2:29)</td> <td colspan="2"></td> <td colspan="2"></td> <td colspan="2"></td> <td>34</td> <td>59</td> <td>93</td> </tr> <tr> <td>Lead Changes</td> <td colspan="2">2</td> <td colspan="2"></td> <td colspan="2"></td> <td colspan="2"></td> <td colspan="2"></td> <td></td> </tr> <tr> <td>Times Tied</td> <td colspan="2">3</td> <td colspan="2"></td> <td colspan="2"></td> <td colspan="2"></td> <td colspan="2"></td> <td></td> </tr> <tr> <td>Time with Lead</td> <td>01:22</td> <td>34:37</td> <td colspan="2"></td> <td colspan="2"></td> <td colspan="2"></td> <td colspan="2"></td> <td></td> </tr> </tbody> </table>								CST	GaTech	Points from Turnovers		Period by Period Scoring		CST		GaTech				1st	2nd	1st	2nd	1st	2nd	TOT	1st	2nd	TOT	Biggest lead	2 (1st 0:53)	37 (2nd 2:29)							34	29	63	Best Scoring Run	6 (1st 14:40)	13 (2nd 2:29)							34	59	93	Lead Changes	2											Times Tied	3											Time with Lead	01:22	34:37																																																																																																																																																																																																																																																																																																																							
		CST	GaTech	Points from Turnovers		Period by Period Scoring		CST		GaTech																																																																																																																																																																																																																																																																																																																																																																																													
		1st	2nd	1st	2nd	1st	2nd	TOT	1st	2nd	TOT																																																																																																																																																																																																																																																																																																																																																																																												
Biggest lead	2 (1st 0:53)	37 (2nd 2:29)							34	29	63																																																																																																																																																																																																																																																																																																																																																																																												
Best Scoring Run	6 (1st 14:40)	13 (2nd 2:29)							34	59	93																																																																																																																																																																																																																																																																																																																																																																																												
Lead Changes	2																																																																																																																																																																																																																																																																																																																																																																																																						
Times Tied	3																																																																																																																																																																																																																																																																																																																																																																																																						
Time with Lead	01:22	34:37																																																																																																																																																																																																																																																																																																																																																																																																					

		<b>Official Basketball Box Score - Final</b> <b>Georgia Tech at Georgia St.</b> 11/12/22 GSU Convocation Center, Atlanta 2022-23 Men's Basketball		<b>Game Time:</b> 7:00 PM <b>Game Duration:</b> 2:16 <b>Attendance:</b> 4,083																																																																																																																																																																																																																																																																																																											
		<b>Officials:</b> Pat Adams, Bari Lenox, Josef Spearman																																																																																																																																																																																																																																																																																																													
<b>Georgia Tech - 59</b> <b>Record:</b> 2-0																																																																																																																																																																																																																																																																																																															
<table border="1"> <thead> <tr> <th rowspan="2">NO. Name</th> <th rowspan="2">Min</th> <th colspan="2">FG</th> <th colspan="2">3P</th> <th colspan="2">FT</th> <th colspan="2">Rebounds</th> <th colspan="2">Fouls</th> <th rowspan="2">TP</th> <th rowspan="2">AS</th> <th rowspan="2">TO</th> <th rowspan="2">ST</th> <th colspan="3">Blocks</th> <th rowspan="2">+/-</th> </tr> <tr> <th>M/A</th> <th>A/A</th> <th>M/A</th> <th>A/A</th> <th>OR</th> <th>DR</th> <th>PF</th> <th>FF</th> <th>OR</th> <th>DR</th> <th>TS</th> <th>BS</th> <th>BA</th> <th>BB</th> </tr> </thead> <tbody> <tr><td>24 Rodney Howard</td><td>C</td><td>24:04</td><td>0-1</td><td>0-0</td><td>0-0</td><td>0</td><td>3</td><td>4</td><td>0</td><td>0</td><td>3</td><td>5</td><td>1</td><td>0</td><td>0</td><td>8</td><td></td><td></td><td></td><td></td><td></td></tr> <tr><td>0 Lance Terry</td><td>G</td><td>30:22</td><td>2-4</td><td>0-0</td><td>0-0</td><td>0</td><td>5</td><td>5</td><td>1</td><td>2</td><td>4</td><td>1</td><td>2</td><td>0</td><td>0</td><td>1</td><td></td><td></td><td></td><td></td><td></td></tr> <tr><td>1 Kyle Sturdivant</td><td>G</td><td>17:38</td><td>2-5</td><td>0-0</td><td>1-4</td><td>0</td><td>3</td><td>3</td><td>1</td><td>3</td><td>5</td><td>0</td><td>2</td><td>1</td><td>0</td><td>-16</td><td></td><td></td><td></td><td></td><td></td></tr> <tr><td>3 Dallan Coleman</td><td>G</td><td>36:59</td><td>3-7</td><td>1-2</td><td>9-13</td><td>2</td><td>3</td><td>5</td><td>1</td><td>9</td><td>16</td><td>1</td><td>0</td><td>0</td><td>0</td><td>10</td><td></td><td></td><td></td><td></td><td></td></tr> <tr><td>5 Deivon Smith</td><td>G</td><td>22:40</td><td>3-7</td><td>0-1</td><td>1-1</td><td>1</td><td>3</td><td>4</td><td>2</td><td>3</td><td>7</td><td>2</td><td>1</td><td>3</td><td>0</td><td>3</td><td></td><td></td><td></td><td></td><td></td></tr> <tr><td>4 Ja'von Franklin</td><td></td><td>11:27</td><td>1-4</td><td>0-0</td><td>1-2</td><td>1</td><td>1</td><td>2</td><td>3</td><td>1</td><td>3</td><td>0</td><td>1</td><td>0</td><td>0</td><td>-6</td><td></td><td></td><td></td><td></td><td></td></tr> <tr><td>13 Miles Kelly</td><td></td><td>29:03</td><td>6-13</td><td>2-3</td><td>1-1</td><td>0</td><td>1</td><td>1</td><td>1</td><td>1</td><td>15</td><td>0</td><td>1</td><td>1</td><td>0</td><td>0</td><td>7</td><td></td><td></td><td></td><td></td></tr> <tr><td>14 Jalon Moore</td><td></td><td>18:36</td><td>2-4</td><td>0-0</td><td>3-4</td><td>2</td><td>5</td><td>7</td><td>4</td><td>5</td><td>7</td><td>0</td><td>1</td><td>2</td><td>1</td><td>1</td><td>3</td><td></td><td></td><td></td><td></td></tr> <tr><td>11 Tristan Maxwell</td><td></td><td>08:46</td><td>0-3</td><td>0-2</td><td>2-2</td><td>1</td><td>1</td><td>2</td><td>1</td><td>2</td><td>2</td><td>0</td><td>0</td><td>0</td><td>0</td><td>0</td><td>2</td><td></td><td></td><td></td><td></td></tr> <tr><td>23 Jordan Meka</td><td></td><td>00:25</td><td>0-0</td><td>0-0</td><td>0-0</td><td>0</td><td>0</td><td>0</td><td>0</td><td>0</td><td>0</td><td>0</td><td>0</td><td>0</td><td>0</td><td>0</td><td>-2</td><td></td><td></td><td></td><td></td></tr> <tr><td>Team</td><td></td><td></td><td></td><td></td><td></td><td></td><td></td><td>1</td><td>1</td><td>0</td><td>0</td><td></td><td></td><td></td><td></td><td></td><td></td><td></td><td></td><td></td><td></td></tr> <tr><td><b>Totals</b></td><td></td><td></td><td><b>19-48</b></td><td><b>3-8</b></td><td><b>18-27</b></td><td><b>7</b></td><td><b>26</b></td><td><b>33</b></td><td><b>18</b></td><td><b>26</b></td><td><b>59</b></td><td><b>7</b></td><td><b>13</b></td><td><b>7</b></td><td><b>3</b></td><td><b>2</b></td><td><b>2</b></td><td></td><td></td><td></td><td></td></tr> </tbody> </table>						NO. Name	Min	FG		3P		FT		Rebounds		Fouls		TP	AS	TO	ST	Blocks			+/-	M/A	A/A	M/A	A/A	OR	DR	PF	FF	OR	DR	TS	BS	BA	BB	24 Rodney Howard	C	24:04	0-1	0-0	0-0	0	3	4	0	0	3	5	1	0	0	8						0 Lance Terry	G	30:22	2-4	0-0	0-0	0	5	5	1	2	4	1	2	0	0	1						1 Kyle Sturdivant	G	17:38	2-5	0-0	1-4	0	3	3	1	3	5	0	2	1	0	-16						3 Dallan Coleman	G	36:59	3-7	1-2	9-13	2	3	5	1	9	16	1	0	0	0	10						5 Deivon Smith	G	22:40	3-7	0-1	1-1	1	3	4	2	3	7	2	1	3	0	3						4 Ja'von Franklin		11:27	1-4	0-0	1-2	1	1	2	3	1	3	0	1	0	0	-6						13 Miles Kelly		29:03	6-13	2-3	1-1	0	1	1	1	1	15	0	1	1	0	0	7					14 Jalon Moore		18:36	2-4	0-0	3-4	2	5	7	4	5	7	0	1	2	1	1	3					11 Tristan Maxwell		08:46	0-3	0-2	2-2	1	1	2	1	2	2	0	0	0	0	0	2					23 Jordan Meka		00:25	0-0	0-0	0-0	0	0	0	0	0	0	0	0	0	0	0	-2					Team								1	1	0	0											<b>Totals</b>			<b>19-48</b>	<b>3-8</b>	<b>18-27</b>	<b>7</b>	<b>26</b>	<b>33</b>	<b>18</b>	<b>26</b>	<b>59</b>	<b>7</b>	<b>13</b>	<b>7</b>	<b>3</b>	<b>2</b>	<b>2</b>				
NO. Name	Min	FG		3P				FT		Rebounds		Fouls		TP	AS	TO	ST					Blocks				+/-																																																																																																																																																																																																																																																																																					
		M/A	A/A	M/A	A/A	OR	DR	PF	FF	OR	DR	TS	BS					BA	BB																																																																																																																																																																																																																																																																																												
24 Rodney Howard	C	24:04	0-1	0-0	0-0	0	3	4	0	0	3	5	1	0	0	8																																																																																																																																																																																																																																																																																															
0 Lance Terry	G	30:22	2-4	0-0	0-0	0	5	5	1	2	4	1	2	0	0	1																																																																																																																																																																																																																																																																																															
1 Kyle Sturdivant	G	17:38	2-5	0-0	1-4	0	3	3	1	3	5	0	2	1	0	-16																																																																																																																																																																																																																																																																																															
3 Dallan Coleman	G	36:59	3-7	1-2	9-13	2	3	5	1	9	16	1	0	0	0	10																																																																																																																																																																																																																																																																																															
5 Deivon Smith	G	22:40	3-7	0-1	1-1	1	3	4	2	3	7	2	1	3	0	3																																																																																																																																																																																																																																																																																															
4 Ja'von Franklin		11:27	1-4	0-0	1-2	1	1	2	3	1	3	0	1	0	0	-6																																																																																																																																																																																																																																																																																															
13 Miles Kelly		29:03	6-13	2-3	1-1	0	1	1	1	1	15	0	1	1	0	0	7																																																																																																																																																																																																																																																																																														
14 Jalon Moore		18:36	2-4	0-0	3-4	2	5	7	4	5	7	0	1	2	1	1	3																																																																																																																																																																																																																																																																																														
11 Tristan Maxwell		08:46	0-3	0-2	2-2	1	1	2	1	2	2	0	0	0	0	0	2																																																																																																																																																																																																																																																																																														
23 Jordan Meka		00:25	0-0	0-0	0-0	0	0	0	0	0	0	0	0	0	0	0	-2																																																																																																																																																																																																																																																																																														
Team								1	1	0	0																																																																																																																																																																																																																																																																																																				
<b>Totals</b>			<b>19-48</b>	<b>3-8</b>	<b>18-27</b>	<b>7</b>	<b>26</b>	<b>33</b>	<b>18</b>	<b>26</b>	<b>59</b>	<b>7</b>	<b>13</b>	<b>7</b>	<b>3</b>	<b>2</b>	<b>2</b>																																																																																																																																																																																																																																																																																														
<b>Shooting By Period</b> 1st FG% 9-25 36.0% 3PT% 1-6 16.7% FT% 8-12 66.7% 2nd FG% 11-25 44.0% 3PT% 2-2 100.0% FT% 10-15 66.7% GM FG% 19-48 39.6% 3PT% 3-8 37.5% FT% 18-27 66.7% Dead Ball Rebounds: 6, 2																																																																																																																																																																																																																																																																																																															
<b>Technical Fouls:</b> NONE																																																																																																																																																																																																																																																																																																															
<b>Georgia St. - 57</b> <b>Record:</b> 1-1																																																																																																																																																																																																																																																																																																															
<table border="1"> <thead> <tr> <th rowspan="2">NO. Name</th> <th rowspan="2">Min</th> <th colspan="2">FG</th> <th colspan="2">3P</th> <th colspan="2">FT</th> <th colspan="2">Rebounds</th> <th colspan="2">Fouls</th> <th rowspan="2">TP</th> <th rowspan="2">AS</th> <th rowspan="2">TO</th> <th rowspan="2">ST</th> <th colspan="3">Blocks</th> <th rowspan="2">+/-</th> </tr> <tr> <th>M/A</th> <th>A/A</th> <th>M/A</th> <th>A/A</th> <th>OR</th> <th>DR</th> <th>PF</th> <th>FF</th> <th>OR</th> <th>DR</th> <th>TS</th> <th>BS</th> <th>BA</th> <th>BB</th> </tr> </thead> <tbody> <tr><td>4 Edward Nnamoko</td><td>C</td><td>19:46</td><td>0-2</td><td>0-0</td><td>2-3</td><td>1</td><td>3</td><td>4</td><td>4</td><td>3</td><td>2</td><td>0</td><td>3</td><td>0</td><td>0</td><td>0</td><td>7</td><td></td><td></td><td></td><td></td></tr> <tr><td>0 Evan Johnson</td><td>G</td><td>32:35</td><td>1-8</td><td>1-5</td><td>2-5</td><td>0</td><td>2</td><td>2</td><td>2</td><td>2</td><td>5</td><td>3</td><td>1</td><td>3</td><td>0</td><td>0</td><td>-4</td><td></td><td></td><td></td><td></td></tr> <tr><td>1 Dawon Odom</td><td>G</td><td>39:17</td><td>5-16</td><td>0-0</td><td>0-0</td><td>2</td><td>4</td><td>6</td><td>2</td><td>0</td><td>10</td><td>5</td><td>4</td><td>1</td><td>0</td><td>-5</td><td></td><td></td><td></td><td></td><td></td></tr> <tr><td>2 Jamaine Mann</td><td>G</td><td>26:37</td><td>4-11</td><td>1-6</td><td>4-5</td><td>1</td><td>2</td><td>3</td><td>3</td><td>3</td><td>13</td><td>2</td><td>1</td><td>2</td><td>0</td><td>2</td><td>4</td><td></td><td></td><td></td><td></td></tr> <tr><td>5 Brenden Tucker</td><td>G</td><td>16:50</td><td>1-4</td><td>0-0</td><td>1-1</td><td>0</td><td>2</td><td>2</td><td>4</td><td>1</td><td>3</td><td>0</td><td>0</td><td>0</td><td>0</td><td>5</td><td></td><td></td><td></td><td></td><td></td></tr> <tr><td>2 Jamaine Mann</td><td>G</td><td>32:22</td><td>10-13</td><td>0-2</td><td>3-5</td><td>6</td><td>5</td><td>11</td><td>4</td><td>6</td><td>23</td><td>0</td><td>4</td><td>0</td><td>0</td><td>1</td><td>1</td><td></td><td></td><td></td><td></td></tr> <tr><td>5 Brenden Tucker</td><td>G</td><td>16:50</td><td>1-4</td><td>0-0</td><td>1-1</td><td>0</td><td>2</td><td>2</td><td>4</td><td>1</td><td>3</td><td>0</td><td>0</td><td>0</td><td>0</td><td>5</td><td></td><td></td><td></td><td></td><td></td></tr> <tr><td>20 Danny Stubbs</td><td></td><td>08:44</td><td>0-2</td><td>0-1</td><td>0-0</td><td>0</td><td>0</td><td>0</td><td>0</td><td>3</td><td>1</td><td>0</td><td>0</td><td>0</td><td>0</td><td>0</td><td>-1</td><td></td><td></td><td></td><td></td></tr> <tr><td>20 Jabari Stubbins</td><td></td><td>07:56</td><td>0-0</td><td>0-0</td><td>0-0</td><td>0</td><td>1</td><td>1</td><td>2</td><td>0</td><td>0</td><td>0</td><td>0</td><td>0</td><td>0</td><td>0</td><td>0</td><td></td><td></td><td></td><td></td></tr> <tr><td>21 Kalk Brooks</td><td></td><td>15:53</td><td>0-1</td><td>0-0</td><td>1-2</td><td>1</td><td>1</td><td>2</td><td>2</td><td>2</td><td>1</td><td>0</td><td>0</td><td>0</td><td>0</td><td>0</td><td>-5</td><td></td><td></td><td></td><td></td></tr> <tr><td>Team</td><td></td><td></td><td></td><td></td><td></td><td></td><td></td><td>2</td><td>3</td><td>5</td><td>0</td><td>1</td><td></td><td></td><td></td><td></td><td></td><td></td><td></td><td></td><td></td></tr> <tr><td><b>Totals</b></td><td></td><td></td><td><b>21-57</b></td><td><b>2-14</b></td><td><b>13-21</b></td><td><b>14</b></td><td><b>22</b></td><td><b>36</b></td><td><b>26</b></td><td><b>18</b></td><td><b>57</b></td><td><b>11</b></td><td><b>15</b></td><td><b>8</b></td><td><b>2</b></td><td><b>3</b></td><td><b>2</b></td><td></td><td></td><td></td><td></td></tr> </tbody> </table>						NO. Name	Min	FG		3P		FT		Rebounds		Fouls		TP	AS	TO	ST	Blocks			+/-	M/A	A/A	M/A	A/A	OR	DR	PF	FF	OR	DR	TS	BS	BA	BB	4 Edward Nnamoko	C	19:46	0-2	0-0	2-3	1	3	4	4	3	2	0	3	0	0	0	7					0 Evan Johnson	G	32:35	1-8	1-5	2-5	0	2	2	2	2	5	3	1	3	0	0	-4					1 Dawon Odom	G	39:17	5-16	0-0	0-0	2	4	6	2	0	10	5	4	1	0	-5						2 Jamaine Mann	G	26:37	4-11	1-6	4-5	1	2	3	3	3	13	2	1	2	0	2	4					5 Brenden Tucker	G	16:50	1-4	0-0	1-1	0	2	2	4	1	3	0	0	0	0	5						2 Jamaine Mann	G	32:22	10-13	0-2	3-5	6	5	11	4	6	23	0	4	0	0	1	1					5 Brenden Tucker	G	16:50	1-4	0-0	1-1	0	2	2	4	1	3	0	0	0	0	5						20 Danny Stubbs		08:44	0-2	0-1	0-0	0	0	0	0	3	1	0	0	0	0	0	-1					20 Jabari Stubbins		07:56	0-0	0-0	0-0	0	1	1	2	0	0	0	0	0	0	0	0					21 Kalk Brooks		15:53	0-1	0-0	1-2	1	1	2	2	2	1	0	0	0	0	0	-5					Team								2	3	5	0	1										<b>Totals</b>			<b>21-57</b>	<b>2-14</b>	<b>13-21</b>	<b>14</b>	<b>22</b>	<b>36</b>	<b>26</b>	<b>18</b>	<b>57</b>	<b>11</b>	<b>15</b>	<b>8</b>	<b>2</b>	<b>3</b>	<b>2</b>				
NO. Name	Min	FG		3P				FT		Rebounds		Fouls		TP	AS	TO	ST					Blocks				+/-																																																																																																																																																																																																																																																																																					
		M/A	A/A	M/A	A/A	OR	DR	PF	FF	OR	DR	TS	BS					BA	BB																																																																																																																																																																																																																																																																																												
4 Edward Nnamoko	C	19:46	0-2	0-0	2-3	1	3	4	4	3	2	0	3	0	0	0	7																																																																																																																																																																																																																																																																																														
0 Evan Johnson	G	32:35	1-8	1-5	2-5	0	2	2	2	2	5	3	1	3	0	0	-4																																																																																																																																																																																																																																																																																														
1 Dawon Odom	G	39:17	5-16	0-0	0-0	2	4	6	2	0	10	5	4	1	0	-5																																																																																																																																																																																																																																																																																															
2 Jamaine Mann	G	26:37	4-11	1-6	4-5	1	2	3	3	3	13	2	1	2	0	2	4																																																																																																																																																																																																																																																																																														
5 Brenden Tucker	G	16:50	1-4	0-0	1-1	0	2	2	4	1	3	0	0	0	0	5																																																																																																																																																																																																																																																																																															
2 Jamaine Mann	G	32:22	10-13	0-2	3-5	6	5	11	4	6	23	0	4	0	0	1	1																																																																																																																																																																																																																																																																																														
5 Brenden Tucker	G	16:50	1-4	0-0	1-1	0	2	2	4	1	3	0	0	0	0	5																																																																																																																																																																																																																																																																																															
20 Danny Stubbs		08:44	0-2	0-1	0-0	0	0	0	0	3	1	0	0	0	0	0	-1																																																																																																																																																																																																																																																																																														
20 Jabari Stubbins		07:56	0-0	0-0	0-0	0	1	1	2	0	0	0	0	0	0	0	0																																																																																																																																																																																																																																																																																														
21 Kalk Brooks		15:53	0-1	0-0	1-2	1	1	2	2	2	1	0	0	0	0	0	-5																																																																																																																																																																																																																																																																																														
Team								2	3	5	0	1																																																																																																																																																																																																																																																																																																			
<b>Totals</b>			<b>21-57</b>	<b>2-14</b>	<b>13-21</b>	<b>14</b>	<b>22</b>	<b>36</b>	<b>26</b>	<b>18</b>	<b>57</b>	<b>11</b>	<b>15</b>	<b>8</b>	<b>2</b>	<b>3</b>	<b>2</b>																																																																																																																																																																																																																																																																																														
<b>Shooting By Period</b> 1st FG% 10-25 40.0% 3PT% 1-6 16.7% FT% 9-12 75.0% 2nd FG% 13-31 41.9% 3PT% 1-6 16.7% FT% 4-9 44.4% GM FG% 21-57 36.8% 3PT% 2-14 14.3% FT% 13-21 61.9% Dead Ball Rebounds: 2, 3																																																																																																																																																																																																																																																																																																															
<b>Technical Fouls:</b> NONE																																																																																																																																																																																																																																																																																																															
<table border="1"> <thead> <tr> <th colspan="2"></th> <th>GT</th> <th>GSU</th> <th colspan="2">Points from Turnovers</th> <th colspan="2">Period by Period Scoring</th> <th colspan="2">GT</th> <th colspan="2">GSU</th> </tr> <tr> <th colspan="2"></th> <th>1st</th> <th>2nd</th> <th>1st</th> <th>2nd</th> <th>1st</th> <th>2nd</th> <th>TOT</th> <th>1st</th> <th>2nd</th> <th>TOT</th> </tr> </thead> <tbody> <tr> <td>Biggest lead</td> <td>8 (2nd 2:50)</td> <td>9 (1st 11:07)</td> <td colspan="2"></td> <td colspan="2"></td> <td colspan="2"></td> <td>25</td> <td>34</td> <td>59</td> </tr> <tr> <td>Best Scoring Run</td> <td colspan="2">11 (2nd 2:50)</td> <td colspan="2">13 (1st 11:07)</td> <td colspan="2"></td> <td colspan="2"></td> <td colspan="2"></td> <td></td> </tr> <tr> <td>Lead Changes</td> <td colspan="2">8</td> <td colspan="2"></td> <td colspan="2"></td> <td colspan="2"></td> <td colspan="2"></td> <td></td> </tr> <tr> <td>Times Tied</td> <td colspan="2">8</td> <td colspan="2"></td> <td colspan="2"></td> <td colspan="2"></td> <td colspan="2"></td> <td></td> </tr> <tr> <td>Time with Lead</td> <td>13:29</td> <td>21:05</td> <td colspan="2"></td> <td colspan="2"></td> <td colspan="2"></td> <td colspan="2"></td> <td></td> </tr> </tbody> </table>								GT	GSU	Points from Turnovers		Period by Period Scoring		GT		GSU				1st	2nd	1st	2nd	1st	2nd	TOT	1st	2nd	TOT	Biggest lead	8 (2nd 2:50)	9 (1st 11:07)							25	34	59	Best Scoring Run	11 (2nd 2:50)		13 (1st 11:07)									Lead Changes	8											Times Tied	8											Time with Lead	13:29	21:05																																																																																																																																																																																																																															
		GT	GSU	Points from Turnovers		Period by Period Scoring		GT		GSU																																																																																																																																																																																																																																																																																																					
		1st	2nd	1st	2nd	1st	2nd	TOT	1st	2nd	TOT																																																																																																																																																																																																																																																																																																				
Biggest lead	8 (2nd 2:50)	9 (1st 11:07)							25	34	59																																																																																																																																																																																																																																																																																																				
Best Scoring Run	11 (2nd 2:50)		13 (1st 11:07)																																																																																																																																																																																																																																																																																																												
Lead Changes	8																																																																																																																																																																																																																																																																																																														
Times Tied	8																																																																																																																																																																																																																																																																																																														
Time with Lead	13:29	21:05																																																																																																																																																																																																																																																																																																													

		<b>Official Basketball Box Score - Final</b> <b>NIU at Georgia Tech</b> 11/07/22 McCamish Pavilion, Atlanta 2022-23 Men's Basketball		<b>Game Time:</b> 8:00 PM <b>Game Duration:</b> 1:57 <b>Attendance:</b> 3,289																																																																																																																	
		<b>Officials:</b> Lee Cassell, Tommy Morrissey, Job Hartness																																																																																																																			
<b>NIU - 50</b> <b>Record:</b> 1-3																																																																																																																					
<table border="1"> <thead> <tr> <th rowspan="2">NO. Name</th> <th rowspan="2">Min</th> <th colspan="2">FG</th> <th colspan="2">3P</th> <th colspan="2">FT</th> <th colspan="2">Rebounds</th> <th colspan="2">Fouls</th> <th rowspan="2">TP</th> <th rowspan="2">AS</th> <th rowspan="2">TO</th> <th rowspan="2">ST</th> <th colspan="3">Blocks</th> <th rowspan="2">+/-</th> </tr> <tr> <th>M/A</th> <th>A/A</th> <th>M/A</th> <th>A/A</th> <th>OR</th> <th>DR</th> <th>PF</th> <th>FF</th> <th>OR</th> <th>DR</th> <th>TS</th> <th>BS</th> <th>BA</th> <th>BB</th> </tr> </thead> <tbody> <tr><td>4 Oluwasegun Durosini</td><td>F</td><td>18:16</td><td>1-4</td><td>0-0</td><td>1-2</td><td>1</td><td>2</td><td>3</td><td>3</td><td>3</td><td>0</td><td>0</td><td>1</td><td>1</td><td>2</td><td>-1</td><td></td><td></td><td></td><td></td><td></td></tr> <tr><td>50 Anthony Crump</td><td>F</td><td>26:21</td><td>1-2</td><td>0-0</td><td>0-5</td><td>3</td><td>4</td><td>7</td><td>3</td><td>4</td><td>2</td><td>3</td><td>2</td><td>1</td><td>0</td><td>0</td><td>-10</td><td></td><td></td><td></td><td></td><td></td></tr> <tr><td>0 Keshawn Williams</td><td>G</td><td>35:37</td><td>4-14</td><td>1-6</td><td>0-0</td><td>1</td><td>2</td><td>3</td><td>2</td><td>0</td><td>9</td><td>2</td><td>1</td><td>1</td><td>0</td><td>-18</td><td></td><td></td><td></td><td></td><td></td></tr> <tr><td>2 Zarique Nutter</td><td>G</td><td>36:28</td><td>6-16</td><td>1-4</td><td>5-9</td><td>5</td><td>10</td><td>15</td><td>1</td><td>6</td></tr></tbody></table>						NO. Name	Min	FG		3P		FT		Rebounds		Fouls		TP	AS	TO	ST	Blocks			+/-	M/A	A/A	M/A	A/A	OR	DR	PF	FF	OR	DR	TS	BS	BA	BB	4 Oluwasegun Durosini	F	18:16	1-4	0-0	1-2	1	2	3	3	3	0	0	1	1	2	-1						50 Anthony Crump	F	26:21	1-2	0-0	0-5	3	4	7	3	4	2	3	2	1	0	0	-10						0 Keshawn Williams	G	35:37	4-14	1-6	0-0	1	2	3	2	0	9	2	1	1	0	-18						2 Zarique Nutter	G	36:28	6-16	1-4	5-9	5	10	15	1	6
NO. Name	Min	FG		3P				FT		Rebounds		Fouls		TP	AS	TO	ST					Blocks				+/-																																																																																											
		M/A	A/A	M/A	A/A	OR	DR	PF	FF	OR	DR	TS	BS					BA	BB																																																																																																		
4 Oluwasegun Durosini	F	18:16	1-4	0-0	1-2	1	2	3	3	3	0	0	1	1	2	-1																																																																																																					
50 Anthony Crump	F	26:21	1-2	0-0	0-5	3	4	7	3	4	2	3	2	1	0	0	-10																																																																																																				
0 Keshawn Williams	G	35:37	4-14	1-6	0-0	1	2	3	2	0	9	2	1	1	0	-18																																																																																																					
2 Zarique Nutter	G	36:28	6-16	1-4	5-9	5	10	15	1	6																																																																																																											



# 2022-23 BOX SCORES

Official Basketball Box Score - Final																	Game Time: 6:00 PM	
Marquette at Georgia Tech																	Game Duration: 1:58	
11/23/22 Suncoast Credit Union Arena, Fort Myers, Fla.																	Attendance: 1,691	
2022-23 Men's Basketball																	Officials: Brian Dorsey, Patrick Evans, Mark Schurz	
<b>Marquette - 84</b> Record: 4-2																		
NO. Name	Min	FG	3P	FT	Rebounds	Fouls	TP	AS	TO	ST	Blocks	BS	BA	+/-	Shooting By Period			
12 Olivier-Maxence Prosper	F 17:27	2-5	0-1	1-3	1 0 1	5	2	5	0	1	0	0	0	23	1st FG% 16-32	50.0%		
13 Oso Igohardo	F 30:55	4-7	0-0	2-2	0 10 10	0	3	10	1	1	0	5	0	24	3PT% 4-13	30.8%		
1 Kam Jones	G 25:17	6-12	4-8	3-3	0 2 2	1 1 1	1	9	1	0	0	0	15	FT% 5-7	71.4%			
4 Stevie Mitchell	G 21:46	3-9	1-2	0-0	2 3 5	1 1 7	2	0	2	0	2	0	5	2nd FG% 13-29	44.8%			
11 Tyler Kolek	G 28:19	5-9	1-3	3-4	0 5 5	0 5 0	2	14	6	2	1	0	0	25	3PT% 5-10	50.0%		
5 Chase Ross	19:47	2-5	0-2	4-4	0 3 3	2 2 8	0	0	1	2	0	0	0	5	FT% 12-15	80%		
23 David Joplin	20:37	3-6	2-4	0-0	2 0 2	1 1 8	1	2	2	1	1	0	1	10	GM FG% 29-61	47.5%		
22 Sean Jones	23:21	3-5	1-1	4-6	1 2 3	3 1 11	1	1	1	0	0	0	2	11	3PT% 9-23	39.1%		
21 Ben Gold	07:23	0-2	0-0	0-0	1 2 3	3 1 0	2	1	0	0	0	0	0	0	FT% 17-22	77.3%		
40 Keyean Itejeje	05:08	1-1	0-0	0-0	1 0 1	1 0 2	0	0	0	0	0	0	0	2	Dead Ball Rebounds: 2, 0			
Team					2 4 6	0	1											
<b>Totals</b>		29-61	9-23	17-22	10 31 41	15 16 84	14	11	7	6	5	24			Technical Fouls: NONE			
<b>Georgia Tech - 60</b> Record: 3-2																		
NO. Name	Min	FG	3P	FT	Rebounds	Fouls	TP	AS	TO	ST	Blocks	BS	BA	+/-	Shooting By Period			
4 Javon Franklin	F 35:23	6-9	0-0	5-6	5 9 14	3 4 17	2	0	1	2	0	1	2	0	22	1st FG% 11-32	34.4%	
0 Lance Terry	G 28:25	2-7	2-4	0-0	0 0 0	2 1 6	0	0	0	0	0	0	0	15	3PT% 2-10	20.0%		
1 Kyle Sturdivant	G 24:45	4-9	2-4	0-0	2 2 2	2 4 10	2	1	1	1	0	0	0	16	FT% 4-4	100%		
3 Dallan Coleman	G 25:31	2-8	2-7	0-0	1 1 2	3 1 6	0	3	0	0	0	0	0	17	2nd FG% 11-33	33.3%		
5 Deivon Smith	G 25:52	3-9	0-1	0-0	1 5 6	4 0 6	2	3	2	1	2	1	19	3PT% 5-13	38.5%			
11 Tristan Maxwell	16:17	0-7	0-1	0-0	1 1 2	2 1 0	0	0	0	0	0	0	2	-2	FT% 5-6	83.3%		
13 Miles Kelly	25:06	2-10	0-3	4-4	1 2 3	0 3 8	1	3	0	0	1	0	1	18	GM FG% 22-65	33.8%		
14 Jalón Moore	13:01	1-5	0-2	0-0	0 2 2	1 0 2	0	1	0	1	1	0	1	-12	3PT% 7-23	30.4%		
22 Rodney Howard	04:37	1-1	0-0	0-0	1 1 2	0 1 2	0	1	0	0	0	0	0	3	FT% 9-10	90.0%		
12 Freds Pauls Bagatskis	03:03	1-1	1-1	0-0	0 0 0	0 0 0	3	0	0	0	0	0	0	0	Dead Ball Rebounds: 1, 0			
Team					2 2 4	0	1											
<b>Totals</b>		22-65	7-23	9-10	12 25 37	17 15 60	7	13	4	5	6	24			Technical Fouls: Smith 2nd, 4; 5; 3			
<b>Period by Period Scoring</b>																		
								1st	2nd	TOT								
<b>Biggest lead</b>	29 (2nd 1:41)		0 (1st 20:00)															
<b>Best Scoring Run</b>	9 (2nd 4:40)		6 (1st 11:13)															
<b>Lead Changes</b>	9		0															
<b>Times Tied</b>	0		0															
<b>Time with Lead</b>	38:23		00:00															
<b>Points from Turnovers</b>																		
MAR		GT		Points from Turnovers		MAR		GT										
				24		12												
				38		28												
				12		16												
				17		2												
				29		15												
				GT		28		32		60								

Official Basketball Box Score - Final																	Game Time: 4:00 PM	
North Ala. at Georgia Tech																	Game Duration: 1:56	
11/26/22 McCamish Pavilion, Atlanta																	Attendance: 3,379	
2022-23 Men's Basketball																	Officials: Roger Ayers, Terry Ojlesby, Doug Simons	
<b>North Ala. - 61</b> Record: 4-3																		
NO. Name	Min	FG	3P	FT	Rebounds	Fouls	TP	AS	TO	ST	Blocks	BS	BA	+/-	Shooting By Period			
33 Damian Forrest	F 27:09	1-6	0-0	2-4	1 3 4	3 2 4	0	1	0	0	1	0	0	1	-17	1st FG% 11-33	33.3%	
34 Dallas Howell	F 21:36	3-6	2-4	0-0	0 1 1	2 1 8	2	2	0	0	0	0	0	23	3PT% 2-9	22.2%		
0 Will Soucie	G 18:38	2-8	0-1	0-0	1 1 2	0 0 4	2	3	0	0	3	-15		FT% 0-2	0%			
2 Daniel Ortiz	G 15:06	0-3	0-2	0-0	2 2 0	0 0 0	0	1	2	0	0	0	-11	FT% 5-9	55.6%			
3 KJ Johnson	G 23:21	4-7	1-1	1-3	1 1 2	1 2 10	0	1	2	0	1	0	0	-15	GMFG% 26-62	41.9%		
1 Detalian Brown	20:18	4-8	0-4	0-0	1 0 1	0 2 8	1	2	2	0	0	-6		3PT% 4-18	22.2%			
5 Jacari Lane	24:36	2-7	0-2	0-0	1 1 0	1 0 4	5	3	1	0	0	-6		FT% 5-11	45.5%			
25 Daniel Braster	21:14	5-9	1-1	0-0	3 6 9	4 0 11	0	1	0	0	0	-6		Dead Ball Rebounds: 3, 0				
22 Eoin Nelson	07:55	0-1	0-1	0-2	0 1 1	1 1 0	0	0	0	0	0	-8						
4 Bryson Dawkins	13:23	5-5	0-0	2-2	5 0 5	0 1 0	12	0	2	0	0	4						
23 Deraje Agbaosi	04:56	0-0	0-0	0-0	0 1 1	1 0 0	0	1	0	0	0	6						
11 Aidan Kuhl	03:48	0-2	0-0	0-0	0 0 0	0 0 0	0	0	0	0	0	0	2	Dead Ball Rebounds: 3, 0				
Team					4 0 4	0	0											
<b>Totals</b>		26-62	4-18	5-11	15 17 32	14 9 61	14	16	7	0	5	19			Technical Fouls: NONE			
<b>Georgia Tech - 80</b> Record: 4-2																		
NO. Name	Min	FG	3P	FT	Rebounds	Fouls	TP	AS	TO	ST	Blocks	BS	BA	+/-	Shooting By Period			
4 Javon Franklin	F 22:39	2-2	0-0	0-0	1 3 4	2 1 4	3	2	1	4	0	1	4	0	17	1st FG% 5-14	35.7%	
14 Jalón Moore	F 31:55	6-11	0-2	1-2	2 6 8	1 3 13	1	1	1	0	0	0	0	16	FT% 2-2	100%		
3 Dallan Coleman	G 24:38	3-5	2-4	6-6	0 0 0	0 3 14	0	0	0	0	0	0	0	20	2nd FG% 13-21	61.9%		
5 Deivon Smith	G 25:56	7-12	1-3	1-3	1 3 4	4 0 16	4	1	2	1	0	1	13	3PT% 1-5	20.0%			
13 Miles Kelly	G 29:36	5-8	0-2	2-2	0 6 6	3 2 12	3	3	2	0	0	0	23	FT% 10-14	71.4%			
0 Lance Terry	24:03	4-6	2-4	2-2	1 3 4	3 2 12	3	1	1	0	0	0	24	GMFG% 31-52	59.6%			
1 Kyle Sturdivant	18:21	2-6	1-4	0-1	0 0 0	1 5 0	4	1	0	0	2			3PT% 1-9	31.6%			
24 Rodney Howard	15:06	1-1	0-0	0-0	1 1 2	0 0 0	2	0	0	0	0	0	6	FT% 12-16	75.0%			
10 Cyril Martynov	02:15	1-1	0-0	0-0	0 1 1	0 0 0	2	0	1	0	0	0	-4	Dead Ball Rebounds: 2, 1				
12 Freds Pauls Bagatskis	02:15	0-0	0-0	0-0	0 0 0	0 0 0	0	0	0	0	0	0	-4					
43 Jermontae Hill	01:32	0-0	0-0	0-0	0 0 0	0 0 0	0	0	0	0	0	0	-4					
30 Coleman Boyd	00:52	0-0	0-0	0-0	0 0 0	0 0 0	0	0	0	0	0	0	-2					
33 Brayden Daniels	00:52	0-0	0-0	0-0	0 0 0	0 0 0	0	0	0	0	0	0	-2					
Team					0 0 0	0	0											
<b>Totals</b>		31-52	6-19	12-16	6 23 29	9 14 80	16	14	8	5	0	19			Technical Fouls: NONE			
<b>Period by Period Scoring</b>																		
								1st	2nd	TOT								
<b>Biggest lead</b>	0 (1st 20:00)		25 (2nd 15:06)															
<b>Best Scoring Run</b>	9 (1st 14:28)		11 (1st 15:59)															
<b>Lead Changes</b>	0		10															
<b>Times Tied</b>	0		10															
<b>Time with Lead</b>	00:00		39:11															
<b>Points from Turnovers</b>																		
								17	19									
								40	48									
								10	10									
								10	14									
								35	21									
<b>Points from</b> UNAGaTech																		
								24	37	61								
								43	37	80								

Official Basketball Box Score - Final																	Game Time: 8:05 PM	
Georgia Tech at Iowa																	Game Duration: 1:57	
11/29/22 Carver-Hawkeye Arena, Iowa City																	Attendance: 10,450	
2022-23 Men's Basketball																	Officials: Brian Dorsey, Chris Beaver, Brooks Wells	
<b>Georgia Tech - 65</b> Record: 4-3																		
NO. Name	Min	FG	3P	FT	Rebounds	Fouls	TP	AS	TO	ST	Blocks	BS	BA	+/-	Shooting By Period			
4 Javon Franklin	F 29:18	2-6	0-0	3-3	2 5 7	3 3 7	4	2	1	1	1	1	-14	1st FG% 13-33</				



# 2022-23 BOX SCORES

**Georgia Tech** Official Basketball Box Score - Final  
Georgia Tech at Georgia Tech  
12/09/22 McCamish Pavilion, Atlanta  
2022-23 Men's Basketball  
Game Time: 7:00 PM  
Game Duration: 2:05  
Attendance: 5,810  
Records: 7-3  
Officials: Ron Groover, Terry Ogleby, Mia Roberts

NO. Name	Min	FG			3P			FT			Rebounds		Fouls		TP	AS	TO	ST	Blocks		+/-
		M-A	M-A	M-A	M-A	M-A	OR	DR	OR	DR	PF	FD	BS	BA							
12 Matthew-Alexander Moncrieffe	26:51	5-6	0-0	1-4	1	5	6	2	2	11	1	1	0	0	1	1	0	0	0	0	-13
23 Braelen Bridges	15:58	3-7	0-0	1-1	0	1	1	1	1	7	0	1	0	1	0	1	0	0	0	0	-10
0 Terry Roberts	27:53	8-17	0-3	0-0	0	4	4	3	1	16	7	5	1	0	1	0	1	0	0	-7	
3 Kario Oquendo	32:24	5-12	2-5	3-4	4	3	7	0	2	15	1	0	0	0	1	0	0	0	0	-1	
11 Justin Hill	24:54	0-4	0-1	2-4	0	2	2	3	2	2	2	2	0	0	2	4	0	0	0	-4	
13 Mardrez McBride	27:16	2-3	2-2	1-2	0	3	3	0	1	7	4	0	1	1	0	1	0	0	0	7	
15 Jaiyin Ingram	13:40	3-4	2-2	1-1	0	2	2	3	1	9	0	1	0	0	0	0	0	0	0	3	
1 Jabri Abdur-Rahim	16:30	1-1	0-0	0-0	0	1	1	3	0	2	1	1	0	0	1	0	0	0	0	14	
5 Frank Anselm	14:35	4-4	0-0	0-0	1	1	2	2	0	8	0	0	0	0	0	0	0	0	0	7	
Team					3	0	3			0		0									
<b>Totals</b>		31-58	6-13	9-16	9	22	31	16	11	77	15	11	2	3	5	-2					

Technical Fouls: NONE

NO. Name	Min	FG			3P			FT			Rebounds		Fouls		TP	AS	TO	ST	Blocks		+/-
		M-A	M-A	M-A	M-A	M-A	OR	DR	OR	DR	PF	FD	BS	BA							
4 Ja'von Franklin	27:11	4-6	0-0	5-6	4	5	9	2	5	13	1	1	2	2	0	0	1	2	0	0	-1
14 Jalon Moore	32:30	5-11	0-1	2-4	1	1	2	1	4	12	0	1	1	1	0	1	0	0	0	4	
3 Dallan "Deebo" Coleman	35:06	3-8	1-4	0-2	1	1	2	3	1	2	3	1	2	0	0	2	0	0	0	2	
5 Deivon Smith	28:26	4-10	1-3	1-1	2	3	5	1	3	10	3	1	1	1	1	1	1	5			
13 Miles Kelly	37:34	5-13	3-7	4-4	1	4	5	2	2	17	2	0	1	0	1	0	1	0	1	5	
0 Lance Terry	20:25	3-6	0-2	2-2	0	0	0	0	0	8	1	0	0	0	0	0	0	0	0	0	
1 Kyle Sturdivant	07:14	2-5	0-2	0-0	0	1	1	0	0	4	1	0	0	0	0	0	0	0	0	-5	
24 Rodney Howard	11:35	4-4	0-0	0-0	0	1	1	2	0	8	0	0	0	0	0	0	0	0	0	0	
Team					2	2	4			0		1									
<b>Totals</b>		30-63	5-19	14-19	11	18	29	11	16	79	14	7	7	5	3	2					

Technical Fouls: NONE

UGA	GeTech
Biggest lead 5 (1st 0:37)	8 (1st 9:30)
Best Scoring Run 7 (1st 8:24)	9 (2nd 18:07)
Lead Changes 18	
Times Tied 11	
Time with Lead 14:17	17:07

Points from Turnovers	UGA	GeTech
	5	8
Paint	48	44
Second Chance	13	13
Fast Breaks	9	12
Bench	26	20

Period by Period Scoring	1st	2nd	TOT
UGA	39	38	77
GeTech	34	45	79

Technical Fouls: NONE

**Alabama St. at Georgia Tech** Official Basketball Box Score - Final  
12/17/22 McCamish Pavilion, Atlanta  
2022-23 Men's Basketball  
Game Time: 2:00 PM  
Game Duration: 1:55  
Attendance: 3,798  
Records: 1-9  
Officials: Jamie Luckie, Jeff Ron, J.W. Lucas

NO. Name	Min	FG			3P			FT			Rebounds		Fouls		TP	AS	TO	ST	Blocks		+/-
		M-A	M-A	M-A	M-A	M-A	OR	DR	OR	DR	PF	FD	BS	BA							
4 Duane Posey	14:53	1-9	0-0	2-2	1	1	2	4	1	4	0	0	0	0	1	3	0	0	1	3	-25
30 Eric Coleman	23:13	2-6	0-3	2-4	0	1	1	4	3	6	1	2	0	0	0	0	0	0	0	0	-26
1 Amarr Knox	23:43	2-6	1-3	0-0	2	2	2	0	0	5	3	1	0	1	1	1	1	1	0	0	-19
20 Antonio "T.J." Madlock	35:03	4-12	0-4	0-0	2	9	11	2	4	8	4	1	2	0	0	0	0	0	0	0	-32
24 Isaiah Range	34:28	4-11	1-6	0-1	2	3	5	0	2	9	1	3	0	0	2	3	0	0	0	0	
0 Alex Anderson	30:48	4-10	0-0	4-5	0	5	5	4	4	12	1	0	1	0	1	0	0	0	0	-19	
22 Darrell Reed	15:38	3-5	0-0	2-3	0	3	3	0	2	8	0	0	0	0	0	0	0	0	0	0	
14 Roland McCoy	20:24	3-6	2-4	0-0	0	2	2	0	0	8	0	0	0	0	0	0	0	0	0	0	
3 Christian McCray	01:50	0-1	0-0	0-0	0	0	0	0	0	0	0	0	0	0	0	0	0	0	0	-6	
Team					2	1	3			0		0									
<b>Totals</b>		23-66	4-20	10-15	7	27	34	14	16	80	10	7	3	2	8	-36					

Technical Fouls: Anderson 2nd 4:18

NO. Name	Min	FG			3P			FT			Rebounds		Fouls		TP	AS	TO	ST	Blocks		+/-
		M-A	M-A	M-A	M-A	M-A	OR	DR	OR	DR	PF	FD	BS	BA							
14 Jalon Moore	25:24	5-8	0-0	5-6	4	3	7	0	6	15	2	0	2	3	0	39					
24 Rodney Howard	18:18	5-6	0-0	1-2	1	10	11	4	3	11	3	0	0	1	0	37					
1 Kyle Sturdivant	24:03	5-10	3-4	0-0	0	8	2	0	13	7	1	0	1	1	35						
11 Tristan Maxwell	23:40	6-11	5-8	1-2	0	0	1	2	18	4	1	0	1	0	33						
13 Miles Kelly	24:42	4-9	2-6	0-0	2	2	1	0	10	3	0	1	0	0	9						
0 Lance Terry	21:07	5-6	2-3	1-1	0	3	3	1	1	13	1	0	0	0	35						
3 Dallan "Deebo" Coleman	15:18	2-5	0-1	1-2	0	4	2	1	5	2	2	0	2	0	8						
5 Deivon Smith	14:09	1-5	0-0	0-0	0	4	4	1	0	2	3	0	0	0	6						
23 Jordan Meka	16:35	2-3	0-0	0-0	1	3	4	5	4	0	0	0	0	0	3						
10 Cynil Martynov	07:41	1-3	0-0	0-0	2	2	2	1	0	2	0	2	0	0	1	-6					
12 Freds Pauls Bagatskis	05:03	0-1	0-0	0-0	0	0	0	0	1	0	0	0	0	0	0	-8					
30 Coleman Boyd	01:48	1-1	1-1	0-0	0	0	0	0	0	3	0	0	0	0	0	-5					
33 Brayden Daniels	01:48	0-0	0-0	0-0	0	0	0	0	0	0	0	0	0	0	0	-5					
43 Jermontae Hill	00:24	0-0	0-0	0-0	0	0	0	0	0	0	0	0	0	0	0	-1					
Team					1	1	2			0											
<b>Totals</b>		37-68	13-24	9-13	7	38	45	17	13	96	25	5	5	8	2	36					

Technical Fouls: Smith 2nd 4:18

ASU	GeTech
Biggest lead 0 (1st 20:00)	42 (2nd 10:08)
Best Scoring Run 5 (2nd 17:06)	17 (1st 3:06)
Lead Changes 0	
Times Tied 0	
Time with Lead 00:00	39:43

Points from Turnovers	ASU	GeTech
	9	10
Paint	30	38
Second Chance	6	11
Fast Breaks	16	21
Bench	28	29

Period by Period Scoring	1st	2nd	TOT
ASU	20	40	60
GeTech	55	41	96

Technical Fouls: NONE

**Georgia Tech at North Carolina** Official Basketball Box Score - Final  
12/10/22 Smith Center, Chapel Hill  
2022-23 Men's Basketball  
Game Time: 3:15 PM  
Game Duration: 1:55  
Attendance: 19,410  
Records: 6-4 (9-1)  
Officials: Roger Ayers, Bert Smith, Kipp Kasinger

NO. Name	Min	FG			3P			FT			Rebounds		Fouls		TP	AS	TO	ST	Blocks		+/-
		M-A	M-A	M-A	M-A	M-A	OR	DR	OR	DR	PF	FD	BS	BA							
4 Ja'von Franklin	06:26	0-1	0-0	0-0	0	0	0	1	0	0	1	0	0	0	0	0	0	0	0	0	-10
14 Jalon Moore	28:05	6-10	1-2	2-2	0	5	4	2	2	15	1	2	2	1	2	2	0	0	0	0	-5
3 Dallan "Deebo" Coleman	29:24	4-7	3-5	2-2	0	1	1	1	2	13	0	1	0	1	0	1	0	0	0	-14	
5 Deivon Smith	22:52	0-5	0-0	0-0	0	4	4	0	0	0	0	0	1	1	1	1	1	1	1	-8	
13 Miles Kelly	32:58	6-12	3-8	0-0	4	4	4	2	0	15	0	2	3	0	0	0	0	0	0	-19	
0 Lance Terry	24:32	3-8	2-6	1-2	0	2	2	2	3	9	1	0	0	0	0	0	0	0	0	-12	
23 Jordan Meka	08:09	0-0	0-0	0-0	0	1	1	4													





# 2022-23 BOX SCORES



Official Basketball Box Score - Final  
**Virginia at Georgia Tech**  
 12/31/22 McCarth Pavilion, Atlanta  
 2022-23 Men's Basketball  
 Game Time: 12:00 PM  
 Game Duration: 1:55  
 Attendance: 5,371

Record: 10-2 (2-1)  
 Officials: Bert Smith, Tommy Morrissey, Gourney Smith

### Virginia - 74

NO. Name	Min	FG M-A	3P M-A	FT M-A	Rebounds OR DR TOT	Fouls PF FD	TP	AS	TO	ST	Blocks BS BA +/-	Shooting By Period
1 Jayden Gardner	F 22:01	7-12	0-0	0-0	2 2 2	2 0 14	1	1	1	1	0 0 0	1st FG% 13-25 52.0%
21 Kadin Shedrick	F 16:53	3-4	0-0	5-5	2 2 4	4 3 11	1	1	1	2	0 0 0	3PT% 8-15 53.3%
0 Kheii Clark	G 30:34	6-9	2-3	1-3	1 1 2	1 4 15	8	3	3	0 0 1	19	FT% 2-4 50%
2 Reece Beekman	G 26:45	3-6	2-3	0-0	1 3 4	1 0 8	4	2	2	0 0 0	23	2nd FG% 14-32 43.8%
4 Armaan Franklin	G 31:28	3-12	3-9	2-2	2 1 3	1 4 11	4	0	5	0 0 0	19	3PT% 2-7 28.6%
11 Isaac McNeely	24:28	3-5	3-5	0-0	1 3 4	2 0 9	2	3	0	0 0 0	2	FT% 8-12 66.7%
5 Ben Vander Plas	21:04	1-3	0-1	1-2	1 5 6	0 3 3	0	0	2	0 0 0	11	GMFG% 27-57 47.4%
22 Francisco Caffaro	05:46	0-1	0-0	0-0	0 0 0	1 0 0	0	0	0	0 0 0	4	3PT% 10-22 45.5%
13 Ryan Dunn	11:44	1-1	0-0	0-0	1 2 3	0 0 2	1	1	1	0 0 0	3	FT% 10-16 62.5%
10 Taine Murray	04:09	0-1	0-1	0-0	0 0 0	0 0 0	0	0	0	0 0 0	4	Dead Ball Rebounds: 2, 0
12 Chase Coleman	02:34	0-0	0-0	1-2	0 0 0	1 1 1	0	0	0	0 0 0	-4	
24 Tristan How	02:34	0-3	0-0	0-2	2 1 3	1 1 0	0	0	0	0 0 0	-6	
Team					0 0 0	0 0 0	0	0	0	0 0 0	0	
<b>Totals</b>		27-57	10-22	10-16	11 20 31	14 16 74	21	11	14	3	1 18	

Technical Fouls: NONE

### Georgia Tech - 56

NO. Name	Min	FG M-A	3P M-A	FT M-A	Rebounds OR DR TOT	Fouls PF FD	TP	AS	TO	ST	Blocks BS BA +/-	Shooting By Period
14 Jalon Moore	F 21:49	0-2	0-0	2-2	0 1 1	0 1 0	2	0	1	1	0 0 0	1st FG% 9-20 45.0%
24 Rodney Howard	C 27:54	4-6	0-0	0-0	1 4 5	1 0 8	1	4	1	0 0 0	-18	3PT% 3-7 42.9%
0 Lance Terry	G 27:38	2-5	1-2	2-2	1 1 2	3 2 7	1	2	0	0 0 0	-11	FT% 4-5 80%
1 Kyle Sturdivant	G 29:40	1-4	0-2	0-0	0 2 2	2 1 2	8	5	1	0 0 0	0	2nd FG% 11-25 44.0%
3 Dalian "Deebo" Coleman	G 33:54	2-6	1-3	1-2	0 4 4	3 2 6	1	4	0	0 0 0	-18	3PT% 4-9 44.4%
4 Ja'von Franklin	22:20	5-9	0-0	1-4	5 4 9	2 5 11	0	1	1	0 2 3	0	FT% 5-8 62.5%
5 De'von Smith	08:26	0-0	0-0	0-0	0 1 1	3 0 0	3	0	0	0 0 0	-15	GMFG% 20-45 44.4%
13 Miles Kelly	28:19	6-13	5-9	3-3	0 1 1	2 3 20	0	3	2	0 1 0	-8	3PT% 7-16 43.8%
Team					1 4 5	0 0 0	0	0	0	0 0 0	0	FT% 9-13 69.2%
<b>Totals</b>		20-45	7-16	9-13	8 22 30	16 14 56	11	23	6	1 3 18		

Technical Fouls: NONE

Biggest lead	UVA	GaTech	Points from Turnovers	UVA	GaTech	Period by Period Scoring
	27 (2 <sup>nd</sup> 14:41)	0 (1 <sup>st</sup> 20:00)	30	17		1st 2nd TOT
<b>Best Scoring Run</b>	25 (2 <sup>nd</sup> 14:41)	6 (1 <sup>st</sup> 7:07)	Paint	28	24	UVA 36 38 74
<b>Lead Changes</b>	0		Second Chance	10	4	GaTech 25 31 56
<b>Times Tied</b>	1		Fast Breaks	14	15	
<b>Time with Lead</b>	39:17	00:00	Bench	15	31	



Official Basketball Box Score - Final  
**Miami (FL) at Georgia Tech**  
 01/04/23 McCarth Pavilion, Atlanta  
 2022-23 Men's Basketball  
 Game Time: 7:00 PM  
 Game Duration: 2:03  
 Attendance: 4,203

Record: 13-2 (4-1)  
 Officials: Jamie Luckie, Brent Hampton, Matt Potter

### Miami (FL) - 70

NO. Name	Min	FG M-A	3P M-A	FT M-A	Rebounds OR DR TOT	Fouls PF FD	TP	AS	TO	ST	Blocks BS BA +/-	Shooting By Period
15 Norchad Omier	F 21:02	6-12	0-1	5-7	3 5 8	5 5 17	1	0	0	0 0 1	1	1st FG% 14-36 38.9%
2 Isaiah Wong	G 38:09	1-11	0-8	4-5	3 3 6	3 3 6	3	2	4	1 0 0	-10	3PT% 4-15 26.7%
11 Jordan Miller	G 37:10	7-12	0-1	3-4	2 1 3	2 3 2	3	17	0	0 0 0	-6	FT% 3-4 75%
24 Nijel Pack	G 34:01	4-15	3-12	2-2	2 4 1	2 13	2	2	1	0 0 0	2	2nd FG% 10-29 34.5%
55 Wooga Poplar	G 20:49	4-8	0-3	1-3	0 2 2	2 9	0	2	6	0 0 0	4	3PT% 1-17 5.9%
0 AJ Casey	04:52	0-0	0-0	2-2	1 0 1	0 1	2	0	0	0 0 0	-13	FT% 14-21 66.7%
4 Bensley Joseph	25:53	1-7	1-5	0-2	1 3 4	3 1	3	3	0	1 1 0	-10	GMFG% 24-68 35.3%
1 Anthony Walker	10:21	1-1	1-1	0-0	1 3 4	0 0	3	1	0	0 0 0	-1	3PT% 5-32 15.6%
5 Harford Beverly	06:53	0-1	0-1	0-0	0 0 0	0 0	0	0	0	0 0 0	1	FT% 17-25 68.0%
12 Favour Aire	02:50	0-1	0-0	0-0	0 0 0	1 0	0	0	0	0 1 0	2	Dead Ball Rebounds: 4, 0
Team					3 1 4	0 0 1	0	0	0	0 0 0	0	
<b>Totals</b>		24-68	5-32	17-25	16 20 36	17 17 70	12	7	13	3 2 6	-6	

Technical Fouls: NONE

### Georgia Tech - 76

NO. Name	Min	FG M-A	3P M-A	FT M-A	Rebounds OR DR TOT	Fouls PF FD	TP	AS	TO	ST	Blocks BS BA +/-	Shooting By Period
14 Jalon Moore	F 19:36	4-7	0-0	2-2	2 4 6	2 1 10	2	3	1	0 1 0	0	1st FG% 15-32 46.9%
24 Rodney Howard	C 26:09	2-3	0-0	0-0	2 6 8	3 0 4	3	3	0	1 0 0	9	3PT% 6-12 50.0%
0 Lance Terry	G 40:00	8-13	4-5	4-6	2 4 6	2 6 24	0	2	1	1 2 6	0	FT% 3-3 100%
3 Dalian "Deebo" Coleman	G 36:07	4-13	2-8	4-4	2 4 6	4 3 14	3	14	3	2 1 0	0 8	2nd FG% 10-29 34.5%
13 Miles Kelly	G 35:08	5-17	3-9	7-7	0 4 4	2 5 20	1	2	0	0 0 0	8	3PT% 3-12 25.0%
4 Ja'von Franklin	13:51	0-1	0-0	0-0	1 1 2	2 2 0	0	1	2	0 0 0	-3	FT% 14-16 87.5%
1 Kyle Sturdivant	08:03	0-2	0-0	0-0	0 1 1	2 0 0	0	0	0	0 0 0	-2	GMFG% 25-61 41.0%
5 De'von Smith	21:06	2-5	0-0	0-0	2 5 7	0 0 4	5	0	0	0 0 0	4	3PT% 9-24 37.5%
Team					3 3 6	0 0 0	0	0	0	0 0 0	0	FT% 17-19 89.5%
<b>Totals</b>		25-61	9-24	17-19	14 32 46	17 17 76	15	15	3	2 3 6		

Technical Fouls: NONE

Biggest lead	Miami	GaTech	Points from Turnovers	Miami	GaTech	Period by Period Scoring
	6 (2 <sup>nd</sup> 6:44)	12 (1 <sup>st</sup> 4:34)	32	6		1st 2nd TOT
<b>Best Scoring Run</b>	6 (2 <sup>nd</sup> 18:12)	12 (2 <sup>nd</sup> 0:16)	Paint	33	30	Miami 35 35 70
<b>Lead Changes</b>	9		Second Chance	26	15	GaTech 39 37 76
<b>Times Tied</b>	7		Fast Breaks	8	13	
<b>Time with Lead</b>	10:04	26:50	Bench	8	4	



Official Basketball Box Score - Final  
**Georgia Tech at Florida State**  
 01/07/23 Donald L Tucker Center, Tallahassee  
 2022-23 Men's Basketball  
 Game Time: 7:00 PM  
 Game Duration: 1:48  
 Attendance: 5,536

Record: 8-7 (1-4)  
 Officials: Bill Covington Jr, Jeffrey Clark, Trey Styons

### Georgia Tech - 64

NO. Name	Min	FG M-A	3P M-A	FT M-A	Rebounds OR DR TOT	Fouls PF FD	TP	AS	TO	ST	Blocks BS BA +/-	Shooting By Period
14 Jalon Moore	F 22:21	1-4	0-1	5-6	2 3 5	1 4 7	0	1	0	0 0 0	-16	1st FG% 12-27 44.4%
24 Rodney Howard	C 30:02	0-2	0-0	0-0	4 0 4	2 1 0	2	0	0	1 1 0	4	3PT% 7-14 50.0%
0 Lance Terry	G 37:42	6-15	3-6	2-2	0 5 5	2 3 17	0	3	0	0 0 0	-12	FT% 5-6 83.3%
3 Dalian "Deebo" Coleman	G 28:12	4-7	2-5	1-2	1 2 3	2 1 11	3	2	1	0 0 0	-12	2nd FG% 11-30 36.7%
13 Miles Kelly	G 32:29	6-14	4-8	0-0	0 2 2	2 0 16	2	4	0	0 0 0	-2	3PT% 2-10 20.0%
4 Ja'von Franklin	18:07	3-4	0-0	1-2	3 1 0	6 0 0	0	1	0	0 0 0	-6	FT% 4-6 66.7%
5 De'von Smith	22:41	3-8	0-2	1-2	1 6 7	2 2 7	6	3	0	0 0 0	-3	GMFG% 23-57 40.4%
11 Tristan Maxwell	03:36	0-2	0-1	0-0	0 2 2	0 0 0	0	1	0	0 0 0	-1	3PT% 9-24 37.5%
1 Kyle Sturdivant	04:50	0-1	0-0	0-0	0 0 0	0 0 0	2	2	0	0 0 0	-7	FT% 9-12 75.0%
Team					0 1 1	0 0 0	0	0	0	0 0 0	0	Dead Ball Rebounds: 2, 1
<b>Totals</b>		23-57	9-24	9-12	9 23 32	12 11 64	15	13	6	1 0 11		

Technical Fouls: NONE

### Florida State - 75

NO. Name	Min	FG M-A	3P M-A	FT M-A	Rebounds OR DR TOT	Fouls PF FD	TP	AS	TO	ST	Blocks BS BA +/-	Shooting By Period
3 Cameron Corhen	F 17:48	3-8	1-2	1-2	3 1 4	3 1 8	0	0	0	0 0 1	-2	1st FG% 15-29 51.7%
1 Jalen Warley	G 31:41	3-6	1-3	1-1	1 3 4	2 1 8	5	2	0	0 0 0	16	3PT% 6-14 42.9%
4 Caleb Mills	G 35:49	5-11	3-6	0-0	1 1 3	2 13 7	3	1	0	0 0 0	10	FT% 3-5 60%
22 Darin Green Jr.	G 40:00	7-15	4-11	0-0	0 7 7	1 1 18	4	0	2	0 0 0	11	2nd FG% 15-32 46.9%
35 Matthew Cleveland	G 38:24	9-16	1-2	2-4	2 10 12	1 3 21	2	2	2	0 0 0	13	3PT% 4-11 36.4%
24 Nahem McLeod	22:12	3-4	0-0	1-1	1 3 4	1 4 7	0	0	0	0 0 0	9	FT% 2-3 66.7%
12 Tom House	05:47	0-1	0-1	0-0	0 0 0	0 0 0	2	1	0	0 0 0	3	GMFG% 30-61 49.2%
0 Chandler Jackson	08:19	0-0	0-0	0-0	0 0 0	0 0 0	3	1	0	0 0 0	-5	3PT% 10-25 40.0%
Team					1 1 2	0 0 0	0	0	0	0 0 0	0	FT% 5-8 62.5%
<b>Totals</b>		30-61	10-25	5-8	8 26 34	11 12 75	23	9	5	0 1 11		

Technical Fouls: NONE

Biggest lead	GT</
--------------	------

# 2022-23 BOX SCORES

Official Basketball Box Score - Final														Game Time: 3:00 PM		
Pittsburgh at Georgia Tech														Game Duration: 1:53		
01/14/23 McCamish Pavilion, Atlanta														Attendance: 5,355		
2022-23 Men's Basketball														Officials: Jamie Luckie, A.J. Desai, Matt Peter		
Pittsburgh - 71														Record: 12-6 (5-2)		
NO. Name	Min	FG	3P	FT	Rebounds	Fouls	TP	AS	TO	ST	Blocks	BS	BA	+	-	Shooting By Period
2 Blake Hinson	F 29:36	4-14	2-7	3-5	1 3 4	1 5	13	0	0	2	0	1	0	1	8	1st FG%: 13-33 39.4%
33 Federico Federico	C 34:46	1-3	0-0	1-2	3 4 7	3 1	3	0	0	2	3	0	0	14	3PT%: 5-12 41.7%	
0 Nelly Cummings	G 23:44	5-7	1-3	0-0	0 5 5	4 0	11	2	0	0	0	0	0	11	FT%: 7-7 100%	
3 Greg Elliott	G 24:41	1-7	0-3	2-2	0 5 5	0 1	4	1	0	1	0	1	0	5	2nd FG%: 11-23 47.8%	
11 Jamarus Burton	G 36:54	6-13	0-1	7-7	1 2 3	2 4	19	2	1	1	0	0	0	11	3PT%: 1-8 12.5%	
22 Nike Sibande	34:41	7-12	3-6	4-4	0 6 6	0 4	21	0	1	0	0	0	0	6	FT%: 10-13 76.9%	
5 Nate Santos	10:24	0-0	0-0	0-0	0 1 1	1 0	0	0	0	0	0	0	1	3	GM FG%: 24-56 42.9%	
25 Guillermo Diaz Graham	05:14	0-0	0-0	0-0	1 0 1	1 1	0	0	0	0	0	0	0	3	3PT%: 6-20 30.0%	
Team					0 3 3	0	0	1	0	0	0	0	0	3	FT%: 17-20 85.0%	
<b>Totals</b>		24-56	6-20	17-20	6 29 35	12 16	71	5	3	6	4	2	11		Dead Ball Rebounds: 1,1	
Technical Fouls: NONE																

Official Basketball Box Score - Final														Game Time: 12:00 PM		
Syracuse at Georgia Tech														Game Duration: 1:49		
01/21/23 McCamish Pavilion, Atlanta														Attendance: 5,586		
2022-23 Men's Basketball														Officials: Ted Valentine, Mark Schurz, Jerry Heater		
Syracuse - 80														Record: 13-7 (6-3)		
NO. Name	Min	FG	3P	FT	Rebounds	Fouls	TP	AS	TO	ST	Blocks	BS	BA	+	-	Shooting By Period
0 Chris Bell	F 18:25	0-1	0-1	2-3	0 0 0	0 1	2	1	1	0	0	0	0	1	1	1st FG%: 14-27 51.9%
13 Benny Williams	F 08:18	0-3	0-1	1-2	0 3 3	0 1	1	0	0	0	0	0	0	10	3PT%: 4-7 57.1%	
14 Jesse Edwards	C 27:16	6-9	0-0	2-2	3 4 4	4 5	14	1	1	0	3	1	2	2	FT%: 8-12 66.7%	
3 Judah Mintz	G 29:51	4-7	0-1	5-9	1 2 3	2 7	13	6	1	0	0	0	0	1	2nd FG%: 17-29 58.6%	
11 Joseph Girard III	G 40:00	11-21	6-10	0-0	0 5 5	0 1	28	7	2	1	0	2	17	3PT%: 2-7 28.6%		
5 Justin Taylor	04:31	0-0	0-0	0-0	0 0 0	0 0	0	0	0	0	0	0	0	2	FT%: 4-6 66.7%	
1 Malik Brown	31:42	8-9	0-0	2-2	2 2 4	3 2	18	0	1	4	0	1	27	GM FG%: 31-56 55.4%		
10 Symir Torrence	10:09	1-2	0-0	0-0	0 1 1	0 0	2	1	2	0	0	0	0	18	3PT%: 6-14 42.9%	
24 Quadir Copeland	17:04	1-4	0-1	0-0	2 4 6	1 0	2	2	0	0	0	0	0	18	FT%: 12-18 66.7%	
55 Mourir Hima	12:44	0-0	0-0	0-0	0 1 1	2 0	0	0	0	0	0	1	0	15	Dead Ball Rebounds: 2,0	
Team					1 2 3	0	0	0	0	0	0	0	0	0		
<b>Totals</b>		31-56	6-14	12-18	9 24 33	12 17	80	18	8	8	5	5	17			
Technical Fouls: NONE																

Georgia Tech - 63														Record: 8-11 (1-8)		
NO. Name	Min	FG	3P	FT	Rebounds	Fouls	TP	AS	TO	ST	Blocks	BS	BA	+	-	Shooting By Period
14 Jalon Moore	F 26:40	4-13	0-0	3-6	2 3 5	4 4	11	2	3	0	1	3	3	3	1	1st FG%: 14-26 53.8%
24 Rodney Howard	C 25:21	2-2	0-0	0-0	3 1 4	1 1	4	1	1	0	1	0	0	13	3PT%: 4-14 28.6%	
3 Dallan "Deebo" Coleman	G 40:00	6-9	5-8	0-0	2 2 2	1 2	17	2	1	0	0	0	0	17	FT%: 1-2 50%	
5 Deivon Smith	G 33:47	4-11	1-6	0-0	0 4 4	2 0	9	7	1	2	2	2	13	2nd FG%: 11-32 34.4%		
13 Mies Kelly	G 36:23	5-14	3-11	0-0	0 4 4	3 4	13	4	2	1	0	0	0	9	3PT%: 6-17 35.3%	
4 Ja'von Franklin	17:46	1-1	0-0	0-0	0 2 2	3 0	2	3	0	1	0	0	0	15	FT%: 2-4 50%	
1 Kyle Sturdivant	18:42	3-8	1-6	0-0	0 1 1	2 2	7	2	3	0	0	0	0	13	GM FG%: 25-58 43.1%	
23 Jordan Meka	01:21	0-0	0-0	0-0	1 0 1	0 0	0	0	0	0	0	0	0	2	3PT%: 10-31 32.3%	
Team					2 2 4	0	0	2	0	0	0	0	0	2	FT%: 3-6 50.0%	
<b>Totals</b>		25-58	10-31	3-6	8 19 27	17 12	63	20	16	3	5	5	17		Dead Ball Rebounds: 4,1	
Technical Fouls: NONE																

Points from				Period by Period Scoring			
Turnovers	24	7		1st	2nd	TOT	
Paint	44	24		SYR	40	40	80
Second Chance	5	7		GA Tech	33	30	63
Fast Breaks	14	13					
Bench	22	9					

Official Basketball Box Score - Final														Game Time: 7:00 PM		
NC State at Georgia Tech														Game Duration: 2:06		
01/17/23 McCamish Pavilion, Atlanta														Attendance: 4,242		
2022-23 Men's Basketball														Officials: Roger Ayers, Lee Cassell, Paul Sisco		
NC State - 78														Record: 15-4 (5-3)		
NO. Name	Min	FG	3P	FT	Rebounds	Fouls	TP	AS	TO	ST	Blocks	BS	BA	+	-	Shooting By Period
23 Greg Gantt	F 19:35	1-1	0-0	0-0	2 3 5	0 0	2	0	1	1	1	0	0	0	0	1st FG%: 17-30 56.7%
30 D.J. Burns Jr.	F 34:36	5-10	0-0	0-1	1 5 6	3 2	10	3	5	1	1	0	0	6	3PT%: 4-11 36.4%	
0 Terquavion Smith	G 37:32	9-17	4-11	3-4	0 3 3	3 3	25	5	3	0	2	0	0	14	FT%: 4-5 80%	
1 Jarkel Joiner	G 38:42	5-11	0-1	9-9	0 8 8	0 3	19	3	4	1	0	0	2	16	2nd FG%: 10-23 43.5%	
14 Casey Morsell	G 37:24	3-8	2-6	4-4	4 5 9	2 2	12	1	0	1	3	1	1	4	3PT%: 3-10 30.0%	
24 Ernest Ross	16:16	3-3	1-1	1-2	0 2 2	5 1	8	3	0	2	0	0	0	17	FT%: 13-15 86.7%	
4 LJ Thomas	11:55	1-3	0-2	0-0	0 2 2	0 2	2	0	1	0	0	0	0	2	GM FG%: 27-53 50.9%	
10 Breon Pass	04:00	0-0	0-0	0-0	0 1 1	1 0	0	0	0	0	0	0	0	3	3PT%: 7-21 33.3%	
Team					1 2 3	0	0	1	0	0	0	0	0	0	3	FT%: 17-20 85.0%
<b>Totals</b>		27-53	7-21	17-20	8 31 39	19 18	78	15	15	6	7	3	12		Dead Ball Rebounds: 2,1	
Technical Fouls: NONE																

Official Basketball Box Score - Final														Game Time: 5:00 PM		
Georgia Tech at Clemson														Game Duration: 1:54		
01/24/23 Littlejohn Coliseum, Clemson														Attendance: 6,923		
2022-23 Clemson Men's Basketball														Officials: Pat Driscoll, Brent Hampton, Justin Porterfield		
Georgia Tech - 51														Record: 8-12 (1-9)		
NO. Name	Min	FG	3P	FT	Rebounds	Fouls	TP	AS	TO	ST	Blocks	BS	BA	+	-	Shooting By Period
14 Jalon Moore	F 27:14	2-5	1-2	3-4	3 3 6	3 2	8	0	2	0	2	0	0	0	1	1st FG%: 12-31 38.7%
24 Rodney Howard	C 11:24	0-2	0-0	0-0	0 0 0	3 0	0	0	0	0	0	0	0	0	0	3PT%: 3-11 27.3%
3 Dallan "Deebo" Coleman	G 36:00	3-13	1-7	0-0	0 4 4	2 2	7	1	1	2	0	0	0	22	FT%: 1-2 50%	
5 Deivon Smith	G 38:45	5-14	1-5	0-0	1 9 10	3 2	11	4	2	1	1	1	1	18	2nd FG%: 10-33 30.3%	
13 Mies Kelly	G 29:45	4-12	1-8	0-0	0 2 2	0 0	9	1	1	0	0	0	0	12	3PT%: 1-12 8.3%	
4 Ja'von Franklin	30:19	6-9	0-0	0 1	4 5	2 2	12	0	1	2	0	0	1	6	FT%: 2-2 100%	
23 Jordan Meka	04:25	0-0	0-0	0-0	0 0 0	0 0	0	0	0	0	0	0	0	2	GM FG%: 22-64 34.4%	
1 Kyle Sturdivant	24:08	2-9	0-3	0-0	1 1 2	0 1	4	5	3	0	0	0	0	10	3PT%: 4-23 17.4%	
Team					2 0 2	0	0	0	0	0	0	0	0	0	0	FT%: 3-4 75.0%
<b>Totals</b>		22-64	4-23	3-4	11 23 34	14 9	51	11	10	5	4	3	21		Dead Ball Rebounds: 1,0	
Technical Fouls: NONE																

Points from				Period by Period Scoring			
Turnovers	8	16		1st	2nd	TOT	
Paint	24	32		GT	28	23	51
Second Chance	6	7					
Fast Breaks	2	0					
Bench	16	18					

GAME NOTES

# 2022-23 BOX SCORES

Official Basketball Box Score - Final														Game Time: 3:00 PM															
Duke at Georgia Tech														Game Duration: 1:53															
01/28/23 McCamish Pavilion, Atlanta														Attendance: 7,382															
2022-23 Men's Basketball														Officials: Lee Cassel, Shayme Symos, Carl Walton															
<b>Duke - 86</b>														<b>Record: 15-6 (6-4)</b>															
NO.	Name	Min	FG	3P	FT	Rebounds	Fouls	TP	AS	TO	ST	Blocks	+/-	Shooting By Period															
1 <sup>st</sup>	2 <sup>nd</sup>	3 <sup>rd</sup>	4 <sup>th</sup>	5 <sup>th</sup>	6 <sup>th</sup>	7 <sup>th</sup>	8 <sup>th</sup>	9 <sup>th</sup>	10 <sup>th</sup>				1 <sup>st</sup>	2 <sup>nd</sup>	3 <sup>rd</sup>														
25	Mark Mitchell	F	25:55	4-10	1-1	3-5	1	5	6	1	5	11	4	2	0	0	1	31											
1	Dereck Lively II	C	23:30	4-6	1-2	0-0	6	4	10	2	1	9	1	0	1	3	1	25											
30	Kyle Filipowski	C	26:47	6-9	1-3	5-6	0	7	7	1	5	18	2	3	1	2	1	35											
3	Jeremy Roach	G	27:36	4-9	4-7	0-0	1	4	5	1	1	12	2	2	0	0	29												
5	Tyrese Proctor	G	27:05	3-6	1-3	0-0	0	0	0	1	0	7	8	0	0	0	38												
2	Jaylen Blakes	G	12:30	1-3	0-0	1-1	0	2	2	2	2	3	2	0	2	1	5												
13	Jacob Grandison	F	19:41	4-6	2-4	0-0	1	1	2	1	0	10	2	1	0	0	8												
15	Ryan Young	F	10:20	5-6	0-0	0-1	1	1	2	1	1	10	1	0	0	0	1	12											
14	Jaden Schutt	F	12:49	2-5	0-3	0-0	0	1	1	0	0	4	1	0	0	0	14												
21	Christian Reeves	F	06:10	1-1	0-0	0-1	1	0	1	1	1	2	1	0	0	0	6												
12	Kale Catchings	G	04:23	0-0	0-0	0-1	0	2	2	0	1	0	0	0	0	0	6												
41	Max Johns	G	03:14	0-0	0-0	0-0	0	0	0	0	0	0	0	1	0	0	6												
Team						3			6			0			1														
<b>Totals</b>		34:61		9:23		9:15		14:30		44		11		17		86		24		9		5		6		5		43	
														Technical Fouls:NONE															
Georgia Tech - 43														Record: 8-13 (1-10)															
NO.	Name	Min	FG	3P	FT	Rebounds	Fouls	TP	AS	TO	ST	Blocks	+/-	Shooting By Period															
1 <sup>st</sup>	2 <sup>nd</sup>	3 <sup>rd</sup>	4 <sup>th</sup>	5 <sup>th</sup>	6 <sup>th</sup>	7 <sup>th</sup>	8 <sup>th</sup>	9 <sup>th</sup>	10 <sup>th</sup>				1 <sup>st</sup>	2 <sup>nd</sup>	3 <sup>rd</sup>														
14	Jalon Moore	F	16:31	0-5	0-2	1-2	0	3	3	3	1	1	0	2	0	0	2	-12											
24	Rodney Howard	C	29:19	3-8	0-0	3-4	3	3	6	1	3	0	3	0	3	0	40												
3	Dallan "Deebo" Coleman	G	32:07	2-8	1-4	0-0	1	1	1	2	5	0	2	1	2	1	-38												
5	Devon Smith	G	30:28	2-8	1-3	0-0	0	3	3	0	5	0	5	0	0	0	-32												
13	Miles Kelly	G	31:40	2-9	1-4	0-0	0	3	3	0	0	5	0	1	0	0	-38												
1	Kyle Sturdivant	F	19:23	1-3	0-1	0-0	0	1	1	2	1	2	3	1	0	0	-25												
11	Tristan Maxwell	F	21:04	4-9	2-6	0-0	0	1	1	3	0	10	2	1	1	0	-12												
4	Ja'von Franklin	F	16:00	3-4	0-1	0-0	0	2	2	4	6	1	1	2	0	0	-12												
10	Cyrl Marlynov	G	01:43	0-0	0-0	0-0	0	0	0	1	0	0	0	0	0	0	-3												
12	Freds Pauls Bagatskis	G	01:45	0-1	0-1	0-0	0	0	0	1	0	0	0	0	0	0	-3												
Team						2			2			0			0														
<b>Totals</b>		17:55		5:22		4:6		5		17		22		17		43		12		11		4		5		6		43	
														Technical Fouls:NONE															
Duke vs GaTech														Points from		ND		GaTech		Period by Period Scoring									
														Turnovers		15		11		1st 2nd TOT									
Biggest lead														43 (2 <sup>nd</sup> 0:32)		0 (1 <sup>st</sup> 20:00)													
Best Scoring Run														13 (2 <sup>nd</sup> 13:45)		5 (1 <sup>st</sup> 9:59)													
Lead Changes														0		2													
Times Tied														0		10													
Time with Lead														39:37		00:00													

Official Basketball Box Score - Final														Game Time: 1:00 PM													
Georgia Tech at NC State														Game Duration: 2:00													
02/04/23 PNC Arena, Raleigh														Attendance: 15,473													
2022-23 Men's Basketball														Officials: Ron Groover, Mark Schnur, Jerrel Spearman													
<b>Georgia Tech - 64</b>														<b>Record: 8-15 (1-12)</b>													
NO.	Name	Min	FG	3P	FT	Rebounds	Fouls	TP	AS	TO	ST	Blocks	+/-	Shooting By Period													
1 <sup>st</sup>	2 <sup>nd</sup>	3 <sup>rd</sup>	4 <sup>th</sup>	5 <sup>th</sup>	6 <sup>th</sup>	7 <sup>th</sup>	8 <sup>th</sup>	9 <sup>th</sup>	10 <sup>th</sup>				1 <sup>st</sup>	2 <sup>nd</sup>	3 <sup>rd</sup>												
4	Ja'von Franklin	F	36:36	7-12	0-0	2-3	2	6	8	5	2	16	5	3	1	5	1	-1									
0	Lance Terry	G	38:14	4-9	1-4	1-1	1	2	0	2	0	10	0	4	0	0	1	-7									
1	Kyle Sturdivant	G	37:56	5-10	3-6	0-0	0	4	4	3	1	13	4	3	2	0	0	-8									
3	Dallan "Deebo" Coleman	G	36:58	3-10	1-5	1-2	1	4	5	4	2	8	0	2	0	1	-6										
13	Miles Kelly	G	36:21	7-14	3-8	0-0	0	9	9	4	1	17	0	2	0	0	1	-1									
11	Tristan Maxwell	F	03:40	0-1	0-0	0-0	1	0	0	0	0	0	1	0	0	0	-7										
14	Jalon Moore	F	02:35	0-1	0-1	0-0	0	0	0	0	1	0	0	1	0	0	-1										
23	Jordan Meka	G	03:24	0-1	0-0	0-0	1	2	3	1	0	0	0	0	0	0	-7										
5	Devon Smith	G	04:16	0-1	0-0	0-0	0	1	1	0	0	0	0	0	0	0	-4										
Team						3			4			0			1												
<b>Totals</b>		26:59		8:24		4:6		10		27		37		17		64		9		17		5		5		-8	
														Technical Fouls:NONE													
NC State - 72														Record: 19-5 (9-4)													
NO.	Name	Min	FG	3P	FT	Rebounds	Fouls	TP	AS	TO	ST	Blocks	+/-	Shooting By Period													
1 <sup>st</sup>	2 <sup>nd</sup>	3 <sup>rd</sup>	4 <sup>th</sup>	5 <sup>th</sup>	6 <sup>th</sup>	7 <sup>th</sup>	8 <sup>th</sup>	9 <sup>th</sup>	10 <sup>th</sup>				1 <sup>st</sup>	2 <sup>nd</sup>	3 <sup>rd</sup>												
23	Greg Gantt	F	14:18	2-5	0-0	1-2	2	2	4	2	1	5	0	1	1	1	5										
30	D.J. Burns Jr.	F	36:47	11-21	0-0	2-3	2	6	8	1	4	24	2	1	0	0	-3										
0	Terquavion Smith	G	40:00	2-11	1-7	0-0	0	3	3	0	2	5	10	4	2	0	0										
1	Jarkel Joiner	G	37:42	1-6	1-5	2-2	0	4	4	1	3	5	1	2	2	0	9										
14	Casey Morsell	G	33:31	6-9	4-7	1-3	1	4	5	3	2	17	1	3	1	0	16										
4	LJ Thomas	F	07:42	0-2	0-1	0-0	1	0	1	1	0	0	0	0	0	0	-15										
24	Ernest Ross	F	23:13	4-8	1-1	7-7	4	3	7	1	5	16	0	1	0	2	18										
10	Breon Pass	G	03:34	0-0	0-0	0-1	1	2	0	0	0	0	0	1	0	0	1										
21	Ebenezer Dowuona	G	03:13	0-0	0-0	0-0	0	0	0	1	0	0	0	0	1	0	5										
Team						1			2			0			0												
<b>Totals</b>		26:42		7:21		13:17		12		24		36		10		72		14		9		9		5		8	
														Technical Fouls:NONE													
Duke vs GaTech														Points from		ND		GaTech		Period by Period Scoring							
														Turnovers		5		11		1st 2nd TOT							
Biggest lead														8 (1 <sup>st</sup> 12:06)		9 (2 <sup>nd</sup> 18:20)											
Best Scoring Run														8 (2 <sup>nd</sup> 9:51)		12 (2 <sup>nd</sup> 19:26)											
Lead Changes														4		11											
Times Tied														4		17											
Time with Lead														19:49		17:15											

Official Basketball Box Score - Final														Game Time: 7:04 PM													
Georgia Tech at Louisville														Game Duration: 2:05													
02/01/23 KFC Yum! Center, Louisville														Attendance: 11,416													
2022-23 Men's Basketball														Officials: Jamie Luckie, Bill Covington Jr., A.J. Desai													
<b>Georgia Tech - 58</b>														<b>Record: 8-14 (1-11)</b>													
NO.	Name	Min	FG	3P	FT	Rebounds	Fouls	TP	AS	TO	ST	Blocks	+/-	Shooting By Period													
1 <sup>st</sup>	2 <sup>nd</sup>	3 <sup>rd</sup>	4 <sup>th</sup>	5 <sup>th</sup>	6 <sup>th</sup>	7 <sup>th</sup>	8 <sup>th</sup>	9 <sup>th</sup>	10 <sup>th</sup>				1 <sup>st</sup>	2 <sup>nd</sup>	3 <sup>rd</sup>												
4	Ja'von Franklin	F	36:08	3-7	0-0	2-3	7	5	12	3	4	8	1	1	4	3	0	-8									
24	Rodney Howard	C	16:26	0-1	0-0	0-0	0	1	1	2	1	0	0	0	0	0	1										
1	Kyle Sturdivant	G	37:40	5-16	2-9	5-7	0	4	4	1	6	17	4	2	1	0	0	-8									
3	Dallan "Deebo" Coleman	G	36:15	2-8	2-6	2-4	0	4	4	2	4	8	1	1	2	1	0	-4									
13	Miles Kelly	G	35:41	6-16	2-7	2-2	1	2	3	4	1	16	1	0	1	0	0	-5									
11	Tristan Maxwell	F	12:23	0-4	0-1	2-4	0	0	0	3	2	2	1	1	0	0	0	-15									
14	Jalon Moore	F	19:02	1-6	0-1	2-4	4	4	8	3	2	4	1	0	1	1	-7										
12	Freds Pauls Bagatskis	G	06:25	1-3	1-3	0-0	0	0	0	1	0	3	0	0	0	0	0	-4									
Team						0			0			0			0												
<b>Totals</b>		18:61		7:27		15:24		12		20		32		19		58		10		5		9		5		-10	
														Technical Fouls:NONE													
Louisville - 68														Record: 3-19 (1-10)													
NO.	Name	Min	FG	3P	FT	Rebounds	Fouls	TP	AS	TO	ST	Blocks	+/-	Shooting By Period													
1 <sup>st</sup>	2 <sup>nd</sup>	3 <sup>rd</sup>	4 <sup>th</sup>	5 <sup>th</sup>	6 <sup>th</sup>	7 <sup>th</sup>	8 <sup>th</sup>	9 <sup>th</sup>	10 <sup>th</sup>				1 <sup>st</sup>	2 <sup>nd</sup>	3 <sup>rd</sup>												
1	Mike James	F	33:44	3-5	1-3	0-0	0	5	5	4	3																

# 2022-23 BOX SCORES

Official Basketball Box Score - Final  
**Georgia Tech at Wake Forest**  
 02/11/23 LJM Coliseum, Winston-Salem  
 2022-23 Men's Basketball  
 Game Time: 5:00 PM  
 Game Duration: 2:03  
 Attendance: 6,566  
 Officials: Jamie Luckie, Ad Desai, Justin Portfield

NO.	Name	Min	FG			Rebounds			Fouls			TP	AS	TO	ST	Blocks			+/-
			M-A	M-A	M-A	OR	DR	TOT	PF	FF	FD					BS	BA	BB	
4	JaVon Franklin	F 36:47	6-11	0-0	2-2	8	7	15	3	3	14	2	2	2	0	0	0	0	4
0	Lance Terry	G 25:42	3-4	1-1	1-1	0	2	2	2	1	1	2	2	2	0	0	0	-13	
1	Kyle Sturdivant	G 14:12	2-8	1-1	0-0	1	1	2	1	2	1	1	1	0	0	0	0	-20	
3	Dallan "Deebo" Coleman	G 20:11	2-4	2-4	0-0	1	1	2	1	4	0	0	1	0	0	0	0	-15	
13	Miles Kelly	G 34:26	3-12	2-7	1-1	6	7	13	2	1	9	0	0	0	0	0	0	-11	
24	Rodney Howard	01:50	1-2	0-0	0	0	1	1	0	2	0	0	0	0	0	0	0	-1	
5	Deivon Smith	30:20	7-14	1-3	0-0	1	4	5	4	2	15	5	2	0	2	1	7		
11	Tristan Maxwell	15:25	1-3	0-1	0	1	2	1	0	2	0	2	1	0	1	0	12		
14	Jalon Moore	21:07	2-8	1-2	4-4	1	2	3	2	9	3	0	0	2	2	0	10		
Team					2	0	2			0	1								
Totals			27-66	8-19	8-8	15	24	39	20	11	70	12	11	7	4	3	-1		

Wake Forest - 71  
 Record: 17-9 (9-6)

NO.	Name	Min	FG			Rebounds			Fouls			TP	AS	TO	ST	Blocks			+/-
			M-A	M-A	M-A	OR	DR	TOT	PF	FF	FD					BS	BA	BB	
11	Andrew Carr	F 27:45	3-7	0-2	3-4	1	4	5	2	2	9	2	0	2	0	2	1	1	
11	Tyree Appleby	G 40:00	5-14	2-6	4-4	3	3	2	4	16	6	4	2	0	0	1	1		
2	Cameron Hildreth	G 36:01	5-9	0-0	9-12	0	2	2	2	10	19	1	1	1	2	1	8		
4	Davien Williamson	G 23:59	1-3	1-3	0-0	0	1	1	1	3	2	1	0	0	0	0	0		
30	Damari Monsanto	G 29:09	2-9	1-7	0-0	2	7	9	2	0	5	3	3	1	0	0	-2		
20	Davion Bradford	04:25	0-0	0-0	0	0	1	0	1	0	0	0	0	0	0	0	0		
34	Bobbi Klintman	28:52	3-6	2-4	3-4	1	4	5	0	2	11	0	0	0	1	0	-1		
33	Matthew Marsh	09:49	4-4	0-0	0-0	1	1	2	1	8	0	0	0	0	0	0	-7		
Team					1	2	3			0	0								
Totals			23-52	6-22	19-24	7	24	31	11	20	71	14	10	6	3	4	1		

Technical Fouls: NONE

Biggest lead	GaTech		WU		Points from Turnovers	GaTech	WU	Period by Period Scoring	
	7 (2 <sup>nd</sup> 13:01)	11 (1 <sup>st</sup> 13:17)	18	13					1st
Best Scoring Run	7 (1 <sup>st</sup> 11:01)	9 (1 <sup>st</sup> 16:18)	Paint	28	32	GaTech	38	37	70
Lead Changes	11		Second Chance	20	11	WU	34	37	71
Times Tied	9		Fast Breaks	11	5				
Time with Lead	21:58	14:02	Bench	28	19				

Official Basketball Box Score - Final  
**Georgia Tech at Virginia Tech**  
 02/15/23 M.C. Smith Pavilion, Atlanta  
 2022-23 Men's Basketball  
 Game Time: 7:00 PM  
 Game Duration: 2:14  
 Attendance: 4,555  
 Officials: Tod Valentino, John Gaffney, Matt Potts

NO.	Name	Min	FG			Rebounds			Fouls			TP	AS	TO	ST	Blocks			+/-
			M-A	M-A	M-A	OR	DR	TOT	PF	FF	FD					BS	BA	BB	
21	Grant Basile	F 34:26	10-21	1-4	0-0	5	2	7	4	2	21	1	1	0	2	2	-2		
25	Justyn Muttis	F 37:45	8-16	0-2	1-4	4	7	11	3	4	17	9	3	3	1	4	-2		
0	Hunter Cattoor	G 40:00	3-7	3-7	2-2	0	7	7	3	3	11	3	0	1	0	0	-7		
2	MJ Collins	G 21:54	1-5	1-2	0-0	1	4	5	3	0	3	2	1	0	0	0	-6		
3	Sean Pedulla	G 40:00	5-17	1-8	0-0	2	1	3	3	1	11	4	2	5	0	1	-7		
15	Lynn Kidd	15:07	3-6	0-0	0-0	2	1	3	1	2	6	0	2	0	0	1	-15		
11	John Camden	02:15	0-1	0-0	0-0	0	0	0	0	1	0	0	0	0	0	0	-5		
34	Miyjael Polata	08:33	0-0	0-0	1-2	0	0	0	0	3	1	0	0	0	1	0	9		
Team					1	3	4			0	0								
Totals			30-73	6-23	4-8	15	25	40	21	13	70	19	10	9	4	8	-7		

Virginia Tech - 70  
 Record: 15-11 (5-10)

NO.	Name	Min	FG			Rebounds			Fouls			TP	AS	TO	ST	Blocks			+/-
			M-A	M-A	M-A	OR	DR	TOT	PF	FF	FD					BS	BA	BB	
4	JaVon Franklin	F 32:23	5-10	0-0	0-2	4	6	10	3	3	10	3	4	3	5	1	4		
0	Lance Terry	G 40:00	4-10	2-5	4-6	1	3	4	1	5	14	3	0	0	1	2	7		
1	Kyle Sturdivant	G 21:02	3-10	3-5	1-4	0	2	2	2	10	2	2	1	1	0	0	-8		
3	Dallan "Deebo" Coleman	G 36:09	6-10	3-4	6-8	0	5	5	1	5	21	1	3	1	1	0	13		
13	Miles Kelly	G 37:17	6-11	3-6	0-0	6	6	4	2	15	2	1	2	0	0	0	3		
23	Jordan Meka	06:27	0-0	0-0	0-0	0	2	2	1	0	0	1	0	0	0	0	0		
14	Jalon Moore	26:42	2-7	0-2	3-6	3	6	1	3	7	3	1	0	0	1	11			
Team					2	4	6			0	1								
Totals			26-58	11-22	14-26	10	31	41	13	20	77	15	12	8	8	4	7		

Georgia Tech - 77  
 Record: 10-16 (3-13)

Biggest lead	GaTech		VaTech		Points from Turnovers	GaTech	VaTech	Period by Period Scoring	
	2 (1 <sup>st</sup> 19:12)	10 (2 <sup>nd</sup> 13:47)	13	14					1st
Best Scoring Run	9 (2 <sup>nd</sup> 10:36)	8 (2 <sup>nd</sup> 13:47)	Paint	44	22	GaTech	31	39	70
Lead Changes	5		Second Chance	14	10	WU	34	37	71
Times Tied	2		Fast Breaks	6	9				
Time with Lead	02:59	34:36	Bench	7	7				

Official Basketball Box Score - Final  
**Georgia Tech at Florida Tech**  
 02/19/23 McCann Pavilion, Atlanta  
 2022-23 Men's Basketball  
 Game Time: 2:00 PM  
 Game Duration: 1:53  
 Attendance: 4,880  
 Officials: Jerry Heater, Jeremy Mbsier, Adam Flose

NO.	Name	Min	FG			Rebounds			Fouls			TP	AS	TO	ST	Blocks			+/-
			M-A	M-A	M-A	OR	DR	TOT	PF	FF	FD					BS	BA	BB	
2	Elias Martin	F 30:51	4-4	0-0	0-0	3	2	5	3	0	8	1	0	1	2	0	-14		
13	Mekhibi Noble	F 22:27	3-9	0-0	2-2	2	0	2	5	2	8	0	3	0	1	2	-9		
11	Sean Houpt	G 35:10	3-10	1-6	3-5	2	6	8	0	5	10	4	2	0	1	-23			
12	Niall Harris	G 26:55	4-9	0-4	0-0	4	4	8	3	1	8	2	1	0	0	0	-11		
25	Sesan Russell	G 37:54	5-13	3-7	4-7	0	2	2	3	6	17	5	2	1	0	-21			
20	Konstantinos Lagos	06:23	0-3	0-1	0-0	1	0	1	0	0	0	0	0	0	0	-7			
22	Chase Thompson	05:58	0-2	0-1	0-0	0	0	0	0	0	0	1	0	0	0	1			
3	Can Kaan Turgut	13:49	2-3	0-1	0-0	0	0	0	2	0	4	0	0	0	0	-8			
5	Sam Grant	07:09	0-2	0-0	0-0	0	0	0	0	0	0	0	0	0	0	-11			
0	Darragh O'Sullivan	04:21	0-2	0-2	0-0	0	1	1	0	0	0	0	0	1	0	-7			
15	Stephen Merritt	02:30	0-0	0-0	0-0	0	0	0	0	0	0	0	0	0	0	-5			
4	George Nehma	02:00	0-0	0-0	0-0	0	1	1	0	0	0	0	0	0	0	-2			
5	Theo Kimanoglou	01:31	0-0	0-0	0-0	0	0	0	0	0	0	0	0	0	0	-1			
14	Donovan Murphy	01:31	0-1	0-0	0-0	1	0	1	0	0	0	0	0	0	0	-1			
33	Akene Agee	01:31	0-2	0-1	1-2	0	0	0	0	1	1	0	0	0	0	-1			
Team					2	1	3			0	1								
Totals			21-60	4-23	10-16	15	19	34	14	16	56	9	16	5	4	3	-23		

Florida Tech - 56  
 Record: 16-11

NO.	Name	Min	FG			Rebounds			Fouls			TP	AS	TO	ST	Blocks			+/-
			M-A	M-A	M-A	OR	DR	TOT	PF	FF	FD					BS	BA	BB	
4	JaVon Franklin	F 31:24	6-9	0-0	1-2	6	8	14	3	3	13	4	1	1	2	1	20		
0	Lance Terry	G 33:44	7-15	2-5	3-3	1	3	4	3	19	1	2	0	1	1	23			
1	Kyle Sturdivant	G 23:37	3-4	2-3	0-0	1	1	2	0	8	5	2	2	0	0	8			
3	Dallan "Deebo" Coleman	G 32:58	3-9	2-5	0-0	1	1	2	3	2	8	5	0	4	0	19			
13	Miles Kelly	G 35:35	4-11	2-7	2-2	0	3	3	1	2	12	3	2	1					

# 2022-23 BOX SCORES

Louisville - 67		Record: 4-25 (1-16)													Shooting By Period	
NO.	Name	Min	FG M-A	3P M-A	FT M-A	Rebounds OR DR TOT	Fouls PF FD	TP	AS	TO	ST	Blocks BS BA	+/-	1st FG%	1st FT%	
1	Mike James	F 34:31	5-7	0-2	4-5	1 2 3	3 5 14	2	4	0	0	0	-5	3PT%	2-10 20.0%	
5	Brandon Huntley-Hatfield	F 20:17	1-5	0-1	1-2	3 3 6	2 3 3	1	2	2	3	2	-12	FT%	2-3 66.7%	
12	JJ Traynor	F 35:59	5-9	0-1	0-0	1 3 4	3 0 10	1	3	0	0	0	-18	2nd FG%	13-33 39.4%	
24	Jae'Lyn Withers	F 28:02	3-8	1-3	1-2	2 7 9	1 3 8	3	1	0	1	0	-14	3PT%	2-7 28.6%	
3	Ei Ellis	G 37:58	7-16	0-5	1-1	0 2 2	2 3 15	3	2	0	0	2	-16	FT%	7-9 77.8%	
22	Kamari Lands	21:30	6-11	3-5	0-0	0 3 3	3 0 15	1	1	0	0	0	-6	GM FG%	27-61 44.3%	
21	Sydney Curry	13:48	0-4	0-0	0-0	2 2 4	4 2 2	1	1	0	0	1	4	3PT%	4-17 23.5%	
11	Fabio Basili	02:36	0-0	0-0	0-0	0 0 0	2 0 0	0	0	0	0	0	-1	FT%	9-12 75.0%	
4	Roosevelt Wheeler	03:06	0-0	0-0	0-0	0 0 0	0 0 0	0	0	0	0	0	-5	Dead Ball Rebounds: 1, 1		
0	Devin Ree	00:45	0-0	0-0	0-0	0 1 1	0 0 0	0	0	0	0	0	-2			
23	Alexander Payne	00:45	0-0	0-0	0-0	0 0 0	0 0 0	0	0	0	0	0	-3			
30	Ashton Myles-Devore	00:45	0-1	0-0	0-0	0 0 0	0 0 0	0	0	0	0	0	-2			
Team							5 0 5		0							
<b>Totals</b>		27:61	4-17	9-12	14	23 37	20 16 67	12	14	3	4	5	-16	Technical Fouls: NONE		

Georgia Tech - 83		Record: 12-17 (4-14)													Shooting By Period	
NO.	Name	Min	FG M-A	3P M-A	FT M-A	Rebounds OR DR TOT	Fouls PF FD	TP	AS	TO	ST	Blocks BS BA	+/-	1st FG%	1st FT%	
4	Ja'von Franklin	F 38:40	7-11	0-0	7-10	5 8 13	2 5 21	2	2	3	0	2	16	3PT%	8-16 50.0%	
0	Lance Terry	G 40:00	6-15	4-11	1-3	0 2 2	3 6 17	3	1	2	0	0	16	FT%	5-7 71.4%	
1	Kyle Sturdivant	G 39:10	3-8	0-3	5-5	0 2 2	2 4 11	10	2	2	0	0	15	2nd FG%	11-26 42.3%	
3	Dallan "Deebo" Coleman	G 28:19	3-6	3-5	0-0	0 3 3	2 1 9	1	2	0	2	0	1	3PT%	4-13 30.8%	
13	Miles Kelly	G 37:40	6-11	5-10	2-2	0 3 3	4 2 19	0	1	0	1	0	17	FT%	12-15 80%	
14	Jalon Moore	15:52	2-5	0-0	2-2	2 3 5	3 2 6	0	2	0	2	2	13	GM FG%	27-56 48.2%	
30	Coleman Boyd	00:19	0-0	0-0	0-0	0 0 0	0 0 0	0	1	0	0	0	2	3PT%	12-29 41.4%	
Team							0 1 1		0						Dead Ball Rebounds: 3, 0	
<b>Totals</b>		27:56	12-29	17-22	7 22	29 16 20	83 17	10 7	5 4	16	Technical Fouls: NONE					

Points from		LOU		GaTech	
Turnovers	13	18			
Paint	40	28			
Second Chance	10	11			
Fast Breaks	6	16			
Bench	17	6			

Period by Period Scoring		
1st	2nd	TOT
LOU	32	35
GaTech	45	38
	83	83

LOU		GaTech	
Biggest lead	3 (1st 12:17)	18 (2nd 17:46)	
Best Scoring Run	7 (1st 12:17)	10 (1st 6:08)	
Lead Changes	4		
Times Tied	4		
Time with Lead	02:36	34:28	

Georgia Tech - 96		Record: 19-17 (5-14)													Shooting By Period	
NO.	Name	Min	FG M-A	3P M-A	FT M-A	Rebounds OR DR TOT	Fouls PF FD	TP	AS	TO	ST	Blocks BS BA	+/-	1st FG%	1st FT%	
4	Ja'von Franklin	F 36:23	7-9	0-0	0-1	6 9 15	2 2 14	10	1	3	2	1	29	3PT%	20-36 55.6%	
0	Lance Terry	G 39:03	8-14	7-10	1-1	0 4 4	3 3 24	3 3 1	0 0 25					FT%	10-22 45.5%	
1	Kyle Sturdivant	G 37:55	7-10	2-3	4-4	2 4 6	3 3 20	3 1 2	0 2 26					2nd FG%	15-33 45.5%	
3	Dallan "Deebo" Coleman	G 39:03	3-14	2-12	0-0	0 1 1	3 1 8	8 1 1	0 0 25					3PT%	8-18 44.4%	
13	Miles Kelly	G 38:35	10-19	7-14	3-4	0 3 3	2 3 30	3 2 0	0 1 28					FT%	5-5 100%	
14	Jalon Moore	04:17	0-0	0-0	0-0	0 0 0	0 0 0	0 0 0	0 0 0					GM FG%	35-69 50.7%	
10	Cyril Martynov	01:25	0-2	0-0	0-0	0 0 0	0 0 0	0 0 0	0 0 0					3PT%	18-40 45.0%	
12	Freds Pauls Bagatskis	01:25	0-0	0-0	0-0	0 0 0	0 0 0	0 0 0	0 0 0					FT%	8-10 80.0%	
30	Coleman Boyd	00:57	0-1	0-1	0-0	0 0 0	0 0 0	0 0 0	0 0 0					Dead Ball Rebounds: 1, 0		
33	Brayden Daniels	00:57	0-0	0-0	0-0	0 0 0	0 0 0	0 0 0	0 0 0							
Team							3 3 6		0							
<b>Totals</b>		35:69	18-40	8-10	11 24	35 14 11	96 27	8 7	2 4	20	Technical Fouls: NONE					

Syracuse - 76		Record: 16-14 (9-10)													Shooting By Period	
NO.	Name	Min	FG M-A	3P M-A	FT M-A	Rebounds OR DR TOT	Fouls PF FD	TP	AS	TO	ST	Blocks BS BA	+/-	1st FG%	1st FT%	
13	Benny Williams	F 30:03	5-7	1-1	0-0	2 6 8	0 0 11	3 0 0	0 0 1	-20				3PT%	4-10 40.0%	
14	Jesse Edwards	C 34:01	8-12	0-0	2-2	0 8 8	2 1 18	2 1 1	4 1 -24					FT%	8-9 88.9%	
3	Judah Mintz	G 37:59	6-15	1-6	10-11	1 0 1	2 7 23	7 1 1	0 0 -26					2nd FG%	11-28 39.3%	
5	Justin Taylor	G 18:17	1-2	0-1	0-0	0 2 2	2 2 2	0 0 0	0 0 -2					3PT%	0-7 0.0%	
11	Joseph Girard III	G 33:16	3-10	2-6	3-3	0 2 2	1 1 11	0 3 0	0 0 -24					FT%	10-11 90.9%	
1	Maliq Brown	19:03	2-2	0-0	1-2	0 1 1	0 1 5	1 3 0	0 0 -13					GM FG%	27-56 48.2%	
10	Symir Torrence	17:40	1-5	0-2	0-0	0 1 1	2 0 2	0 3 2	2 0 0 -4					3PT%	4-17 23.5%	
24	Quadir Copeland	05:53	0-2	0-1	0-0	0 0 0	2 1 0	1 0 0	0 0 -3					FT%	18-20 90.0%	
12	Anthony Clayton	00:57	0-0	0-0	2-2	0 1 1	0 1 2	0 0 0	0 0 4					Dead Ball Rebounds: 2, 0		
21	Niko Ruffin	00:57	1-1	0-0	0-0	0 1 0	0 0 2	0 0 0	0 0 4							
25	Shane Feldman	00:57	0-0	0-0	0-0	0 0 0	0 0 0	0 0 0	0 0 4							
34	Stephen Keating	00:57	0-0	0-0	0-0	0 0 0	0 0 0	0 0 0	0 0 4							
Team							2 2 4		0							
<b>Totals</b>		27:56	4-17	18-20	5 24	29 11 14	78 17	10 4	4 2	20	Technical Fouls: NONE					

Points from		GAT		SYR	
Turnovers	12	13			
Paint	28	42			
Second Chance	15	4			
Fast Breaks	17	17			
Bench	0	11			

Period by Period Scoring		
1st	2nd	TOT
GAT	53	43
SYR	44	32
	96	76

GAME NOTES



# MISCELLANEOUS

## Starting Lineups

Game	Opponent	Result	G	G	G	G/F	C/F	Lineup#	Record
N7	CLAYTON STATE	W, 93-63	Sturdivant	Smith	Terry	Coleman	Howard	1	1-0
N12	at Georgia State	W, 59-57	Sturdivant	Smith	Terry	Coleman	Howard	1	2-0
N17	NORTHERN ILLINOIS	W, 68-50	Sturdivant	Smith	Terry	Coleman	Howard	1	3-0
N21	vs. Utah#	L, 64-68	Sturdivant	Smith	Terry	Coleman	Howard	1	3-1
N23	Marquette#	L, 60-84	Sturdivant	Smith	Terry	Coleman	Franklin	2	0-1
N26	NORTH ALABAMA	W, 80-61	Kelly	Smith	Moore	Coleman	Franklin	3	1-0
N29	at Iowa	L, 65-81	Kelly	Smith	Moore	Coleman	Franklin	3	1-1
D2	NORTHEASTERN	W, 81-63	Kelly	Smith	Moore	Coleman	Franklin	3	2-1
D6	GEORGIA	W, 79-77	Kelly	Smith	Moore	Coleman	Franklin	3	3-1
D10	at North Carolina	L, 59-75	Kelly	Smith	Moore	Coleman	Franklin	3	3-2
D17	ALABAMA STATE	W, 96-60	Kelly	Sturdivant	Moore	Maxwell	Howard	4	1-0
D21	CLEMSON	L, 66-79	Kelly	Sturdivant	Moore	Maxwell	Howard	4	1-1
D31	VIRGINIA	L, 56-74	Sturdivant	Terry	Moore	Coleman	Howard	5	0-1
J4	MIAMI	W, 76-70	Kelly	Terry	Moore	Coleman	Howard	6	1-0
J7	at Florida State	L, 64-75	Kelly	Terry	Moore	Coleman	Howard	6	1-1
J10	at Notre Dame	L, 72-73 (ot)	Kelly	Terry	Coleman	Franklin	Howard	7	0-1
J14	PITTSBURGH	L, 60-71	Kelly	Terry	Moore	Coleman	Howard	6	1-2
J17	NC STATE	L, 66-78	Kelly	Sturdivant	Moore	Coleman	Howard	8	0-1
J21	SYRACUSE	L, 63-80	Kelly	Smith	Moore	Coleman	Howard	9	0-1
J24	at Clemson	L, 51-72	Kelly	Smith	Moore	Coleman	Howard	9	0-2
J28	DUKE	L, 43-86	Kelly	Smith	Moore	Coleman	Howard	9	0-3
F1	at Louisville	L, 58-68	Sturdivant	Kelly	Coleman	Franklin	Howard	10	0-1
F4	at NC State	L, 64-72	Sturdivant	Terry	Kelly	Coleman	Franklin	11	0-1
F8	NOTRE DAME	W, 70-68	Sturdivant	Terry	Kelly	Coleman	Franklin	11	1-1
F11	at Wake Forest	L, 70-71	Sturdivant	Terry	Kelly	Coleman	Franklin	11	1-2
F15	VIRGINIA TECH	W, 77-70	Sturdivant	Terry	Kelly	Coleman	Franklin	11	2-2
F18	FLORIDA TECH	W, 79-56	Sturdivant	Terry	Kelly	Coleman	Franklin	11	3-2
F21	at Pittsburgh	L, 68-76	Sturdivant	Terry	Kelly	Coleman	Franklin	11	3-3
F25	LOUISVILLE	W, 83-67	Sturdivant	Terry	Kelly	Coleman	Franklin	11	4-3
F28	at Syracuse	W, 96-76	Sturdivant	Terry	Kelly	Coleman	Franklin	11	5-3
M4	at Boston College								
M7	ACC Tournament								

## Specialty Stats (GT/Opp)

Game	Opponent	Paint	OffTo	2ndCh	FBreak	Bench
N7	CLAYTON STATE	52/34	16/14	15/13	25/10	33/18
N12	at Georgia State	22/38	16/6	9/13	8/4	27/24
N17	NORTHERN ILLINOIS	42/24	16/10	17/6	17/14	35/8
N21	vs. Utah#	32/34	24/6	9/13	15/7	31/16
N23	Marquette#	28/38	12/24	16/12	2/17	15/29
N26	NORTH ALABAMA	48/40	19/17	10/10	14/10	21/35
N29	at Iowa	34/36	13/16	15/27	5/5	5/17
D2	NORTHEASTERN	42/32	10/7	22/14	11/0	30/39
D6	GEORGIA	44/48	8/5	13/13	12/9	20/26
D10	at North Carolina	22/36	13/13	0/7	3/17	16/10
D17	ALABAMA STATE	38/30	10/9	11/6	21/16	29/28
D21	CLEMSON	34/48	18/9	9/11	10/5	18/8
D31	VIRGINIA	24/28	17/30	4/10	15/14	31/15
J4	MIAMI	30/32	6/13	15/26	13/8	4/8
J7	at Florida State	24/36	12/18	7/6	8/11	13/7
J10	at Notre Dame	32/28	17/18	14/6	6/4	37/16
J14	PITTSBURGH	16/30	0/8	19/6	10/19	30/21
J17	NC STATE	42/26	22/16	17/4	13/13	18/10
J21	SYRACUSE	24/44	7/24	7/5	13/14	9/22
J24	at Clemson	24/32	8/16	6/7	2/0	16/18
J28	DUKE	12/44	1/15	6/14	11/10	18/29
F1	at Louisville	20/24	13/7	8/12	4/2	9/15
F4	at NC State	28/36	5/11	7/11	17/7	0/16
F8	NOTRE DAME	34/26	5/9	6/8	7/8	8/2
F11	at Wake Forest	28/32	18/13	20/11	11/5	28/19
F15	VIRGINIA TECH	22/44	14/13	10/14	9/5	7/7
F18	FLORIDA TECH	40/30	23/12	11/14	16/3	19/5
F21	at Pittsburgh	30/26	11/2	4/3	2/4	10/2
F25	LOUISVILLE	28/40	18/13	11/10	16/6	6/17
F28	at Syracuse	28/42	12/15	15/4	17/17	0/11
M4	at Boston College					
M7	ACC Tournament					

## Miscellaneous

Opponent	Uniform Color	Tip	Large Lead	Large Deficit	Ties	Lead Changes	GT Led	Opp Led	Game Tied	1st GT Subs	On the Floor at the End	
N7	CLAYTON STATE	White	CST	37	2	3	2	34:37	1:22	4:01	Kelly, Franklin > Terry, Howard - 14:29-1H	Boyd, Daniels, Hill, Bagatskis, Martynov
N12	at Georgia State	Gold	GT	8	9	8	8	13:29	21:05	5:26	Franklin > Howard - 15:53-1H	Terry, Coleman, Kelly, Moore, Howard
N17	NORTHERN ILLINOIS	White	GT	26	-	-	-	38:50	-	1:10	Franklin > Howard - 16:17-1H	Sturdivant, Franklin, Maxwell, Kelly, Moore
N21	vs. Utah#	White	Utah	4	19	4	2	6:10	31:30	2:19	Kelly > Sturdivant - 16:18-1H	Terry, Coleman, Smith, Moore, Franklin
N23	Marquette#	White	Marq	-	29	-	-	-	38:21	1:37	Kelly/Maxwell/Moore > Terry/Sturdivant/Coleman - 15:16-1H	Terry, Sturdivant, Kelly, Bagatskis, Franklin
N26	NORTH ALABAMA	Gold	GT	25	-	-	-	39:11	-	0:49	Sturdivant, Terry, Howard > Smith, Kelly, Franklin - 14:25-1H	Boyd, Daniels, Hill, Bagatskis, Martynov
N29	at Iowa	Gray	Iowa	2	17	2	1	0:30	36:29	3:01	Terry, Sturdivant, Maxwell, Meka > Smith, Kelly, Moore, Franklin - 13:47-1H	Terry, Sturdivant, Coleman, Kelly, Moore
D2	NORTHEASTERN	White	NE	23	2	1	3	35:04	3:04	1:52	Terry > Moore - 12:14-1H	Boyd, Daniels, Hill, Meka, Martynov
D6	GEORGIA	White	GT	8	5	11	18	17:07	14:17	8:36	Terry > Moore - 14:18-1H	Terry, Coleman, Smith, Kelly, Moore
D10	at North Carolina	Gold	NC	1	20	3	4	0:32	37:00	2:28	Terry, Meka > Moore, Franklin - 15:43-1H	Terry, Sturdivant, Coleman, Kelly, Meka
D17	ALABAMA STATE	Gold	GT	42	-	-	-	39:43	-	0:17	Terry, Coleman, Smith > Kelly, Moore, Sturdivant - 12:47-1H	Boyd, Daniels, Hill, Bagatskis, Martynov
D21	CLEMSON	White	CL	23	4	1	4	6:01	33:20	0:39	Terry, Coleman, Smith, Franklin > Sturdivant, Maxwell, Moore, Howard - 13:25-1H	Terry, Sturdivant, Kelly, Moore, Howard
D31	VIRGINIA	White	VA	-	27	1	-	-	39:17	0:43	Smith, Kelly, Franklin > Terry, Sturdivant, Howard - 11:52-1H	Terry, Sturdivant, Coleman, Kelly, Franklin
J4	MIAMI	White	MIA	6	12	7	9	26:50	10:04	3:06	Franklin > Howard - 11:52-1H	Terry, Coleman, Smith, Kelly, Howard
J7	at Florida State	Gold	FSU	9	22	-	6	16:33	22:58	0:29	Franklin > Howard - 10:43-1H	Terry, Smith, Kelly, Franklin, Howard
J10	at Notre Dame	Gray	ND	7	9	10	13	20:00	16:37	3:23	Smith > Coleman - 13:28-1H	Sturdivant, Smith, Coleman, Kelly, Franklin
J14	PITTSBURGH	White	Pitt	3	12	4	11	4:20	31:37	4:03	Smith > Moore - 15:34-1H	Terry, Coleman, Smith, Kelly, Howard
J17	NC STATE	Gold	NCSt	10	16	-	1	17:57	21:27	0:36	Smith > Sturdivant - 14:38-1H	Sturdivant, Coleman, Kelly, Moore, Franklin
J21	SYRACUSE	White	GT	11	17	1	1	10:09	29:02	0:49	Franklin > Moore - 10:56-1H	Sturdivant, Coleman, Kelly, Moore, Howard
J24	at Clemson	Gold	CL	21	-	-	-	-	39:43	0:17	Meka, Franklin > Moore, Howard - 17:03-1H	Sturdivant, Smith, Coleman, Moore, Franklin
J28	DUKE	White	Duke	-	43	-	-	-	39:37	0:03	Sturdivant > Moore - 17:26-1H	Sturdivant, Coleman, Bagatskis, Kelly, Howard
F1	at Louisville	Gray	Lou	4	10	2	2	3:40	32:50	2:30	Maxwell, Moore > Coleman, Howard - 13:17-1H	Sturdivant, Coleman, Kelly, Bagatskis, Franklin
F4	at NC State	Gray	GT	8	9	4	4	19:49	17:15	2:56	Maxwell > Coleman - 10:50-1H	Terry, Sturdivant, Coleman, Kelly, Meka
F8	NOTRE DAME	White	GT	7	6	13	11	21:33	8:52	9:35	Smith, Moore, Howard > Sturdivant, Coleman, Franklin - 14:28-1H	Smith, Terry, Sturdivant, Coleman, Franklin
F11	at Wake Forest	Gold	WF	7	11	9	11	21:58	11:02	4:00	Howard > Franklin - 16:34-1st	Terry, Smith, Coleman, Kelly, Franklin
F15	VIRGINIA TECH	HBE	GT	16	2	2	5	34:36	2:59	2:25	Meka > Franklin - 15:18-1H	Terry, Sturdivant, Coleman, Kelly, Franklin
F18	FLORIDA TECH	White	GT	23	3	4	11	30:27	7:22	2:11	Moore > Kelly - 14:07-1H	Boyd, Daniels, Hill, Bagatskis, Martynov
F21	at Pittsburgh	Gold	GT	4	9	6	15	27:42	8:16	4:02	Moore > Kelly - 17:28-1H	Sturdivant, Coleman, Kelly, Moore, Franklin
F25	LOUISVILLE	White	GT	18	3	4	4	34:28	3:36	1:56	Moore > Sturdivant - 12:59-1H	Terry, Boyd, Kelly, Moore, Franklin
F28	at Syracuse	Gold	Syr	28	2	2	11	37:03	2:25	0:32	Moore > Franklin - 9:00-1H	Boyd, Daniels, Bagatskis, Moore, Martynov
M4	at Boston College											
M7	ACC Tournament											

\*alternate gold or white uniform

# ROSTER AT-A-GLANCE

## NUMERICAL

No.	Name	Pos.	Ht.	Wt.	Cl.	Exp.	Hometown	High School/College
0	Lance Terry	G	6-2	200	Sr.	TR	College Park, Ga.	The Heritage School/Gardner-Webb
1	Kyle Sturdivant	G	6-3	196	Sr.	2VL	Norcross, Ga.	Norcross HS/Southern California
3	Dallan "Deebo" Coleman	G	6-6	218	So.	1VL	Memphis, Tenn.	West Nassau HS [Callahan, Fla.]
4	Ja'von Franklin	F	6-7	214	Sr.	TR*	Little Rock, Ark.	Parkview Magnet/Holmes C/Auburn/South Alabama
5	Deivon Smith	G	6-1	176	Jr.	1VL	Loganville, Ga.	Grayson HS/Mississippi State
10	Cyril Martynov	C/F	7-0	229	Fr.	HS	Barrie, Ontario	Innisdale Secondary School/Lawrenceville [N.J.] School
11	Tristan Maxwell	G	6-3	205	Jr.	2VL	Huntersville, N.C.	North Mecklenburg HS
12	Freds Pauls Bagatskis	F	6-8	180	Fr.	HS	Riga, Latvia	Mas Camarena/Valencia [Spain] Basketball Club
13	Miles Kelly	G	6-6	175	So.	1VL	Stone Mountain, Ga.	Parkview HS/Hargrave Military Academy [Chatham, Va.]
14	Jalon Moore	F	6-7	209	So.	1VL	Birmingham, Ala.	Gardendale HS
23	Jordan Meka	C/F	6-8	219	Jr.	2VL	Yaoundé, Cameroon	Mt. Bethel Christian Academy [Marietta, Ga.]
24	Rodney Howard	C/F	6-11	256	Sr.	2VL	Ypsilanti, Mich.	Legacy Charter School [Greenville, S.C.]/Georgia
30	Coleman Boyd	G	6-1	178	Sr.	3VL	Smyrna, Ga.	Mt. Bethel Christian Academy
33	Brayden Daniels	G	6-4	188	So.	1VL	Louisville, Ky.	Christian Academy of Louisville
35	Emmer Nichols	F	6-6	219	Fr.	HS	Woodside, Calif.	Sacred Heart Preparatory School
43	Jermontae Hill	G	6-6	206	r-Fr.	HS	Atlanta, Ga.	Tucker HS/DME Academy (Daytona, Fla.)

## ALPHABETICAL

No.	Name	Pos.	Ht.	Wt.	Cl.	Exp.	Hometown	High School/College
12	Freds Pauls Bagatskis	F	6-8	180	Fr.	HS	Riga, Latvia	Mas Camarena/Valencia [Spain] Basketball Club
30	Coleman Boyd	G	6-1	178	Sr.	3VL	Smyrna, Ga.	Mt. Bethel Christian Academy
3	Dallan "Deebo" Coleman	G	6-6	218	So.	1VL	Memphis, Tenn.	West Nassau HS [Callahan, Fla.]
33	Brayden Daniels	G	6-4	188	So.	1VL	Louisville, Ky.	Christian Academy of Louisville
4	Ja'von Franklin	F	6-7	214	Sr.	TR*	Little Rock, Ark.	Parkview Magnet/Holmes CC/Auburn/South Alabama
43	Jermontae Hill	G	6-6	206	r-Fr.	HS	Atlanta, Ga.	Tucker HS/DME Academy (Daytona, Fla.)
24	Rodney Howard	C/F	6-11	256	Sr.	2VL	Ypsilanti, Mich.	Legacy Charter School [Greenville, S.C.]/Georgia
13	Miles Kelly	G	6-6	175	So.	1VL	Stone Mountain, Ga.	Parkview HS/Hargrave Military Academy [Chatham, Va.]
10	Cyril Martynov	C/F	7-0	229	Fr.	HS	Barrie, Ontario	Innisdale Secondary School/Lawrenceville [N.J.] School
11	Tristan Maxwell	G	6-3	205	Jr.	2VL	Huntersville, N.C.	North Mecklenburg HS
23	Jordan Meka	C/F	6-8	219	Jr.	2VL	Yaoundé, Cameroon	Mt. Bethel Christian Academy [Marietta, Ga.]
14	Jalon Moore	F	6-7	209	So.	1VL	Birmingham, Ala.	Gardendale HS
35	Emmer Nichols	F	6-6	219	Fr.	HS	Woodside, Calif.	Sacred Heart Preparatory School
5	Deivon Smith	G	6-1	176	Jr.	1VL	Loganville, Ga.	Grayson HS/Mississippi State
1	Kyle Sturdivant	G	6-3	196	Sr.	2VL	Norcross, Ga.	Norcross HS/Southern California
0	Lance Terry	G	6-2	200	Sr.	TR	College Park, Ga.	The Heritage School/Gardner-Webb

\*graduate transfer

**Head Coach:** Josh Pastner (Arizona, 1997), 7th season

**Associate Head Coach:** Anthony Wilkins (Kent State, 2013), 5th season

**Assistant Coach:** Julian Swartz (Carroll College, 2005), 7th season

**Assistant Coach:** Brian Eskildsen (Tennessee, 2009), 1st season

**Director of Operations:** Tyler Benson (St. Bonaventure, 2009), 7th season

**Director of Player Personnel:** B.J. Elder (Georgia Tech, 2014), 4th season

**Director of Scouting:** Hayden Sheridan (Arizona, 2016), 5th season

**Player Development Coach:** Eddie Dimas (Grand Canyon, 2015), 2nd season

**Athletic Trainer:** Richard Stewart (Salisbury, 2005), 16th season

## Pronunciations

McCamish Pavilion	Mc-CAM-ish (like CAM Newton)
Freds Pauls Bagatskis	fred paul buh-GAHT-skis (no S in first two names)
Dallan "Deebo" Coleman	DELL-un, DEE-bo
Brian Eskildsen	ESS-killed-sun
Ja'von Franklin	JAY-vonn
Cyril Martynov	KEER-ul MAR-tin-off
Jordan Meka	MECK-uh
Jalon Moore	JAY-lun
Deivon Smith	DAY-vonn
Kyle Sturdivant	STIR-de-vunt

## BY CLASS

**Seniors:** Coleman Boyd, Ja'von Franklin (grad transfer), Rodney Howard, Kyle Sturdivant, Lance Terry

**Juniors:** Tristan Maxwell, Jordan Meka, Deivon Smith

**Sophomores:** Dallan "Deebo" Coleman, Brayden Daniels, Miles Kelly, Jalon Moore

**Freshman:** Freds Pauls Bagatskis, Jermontae Hill (RS), Cyril Martynov, Emmer Nichols

## BY STATE/COUNTRY

**Alabama:** Jalon Moore

**Arkansas:** Ja'von Franklin

**California:** Emmer Nichols

**Cameron:** Jordan Meka

**Canada:** Cyril Martynov

**Georgia:** Coleman Boyd, Jermontae Hill, Miles Kelly, Deivon Smith, Kyle Sturdivant, Lance Terry

**Kentucky:** Brayden Daniels

**Latvia:** Freds Pauls Bagatskis

**Michigan:** Rodney Howard

**North Carolina:** Tristan Maxwell

**Tennessee:** Dallan "Deebo" Coleman

## BY MAJOR

**Business Administration:** Coleman Boyd, Dallan "Deebo" Coleman, Miles Kelly, Jermontae Hill, Rodney Howard, Cyril Martynov, Jordan Meka, Jalon Moore, Kyle Sturdivant

**Computer Science:** Freds Pauls Bagatskis

**Economics/International Affairs:** Emmer Nichols

**History, Technology & Society:** Ja'von Franklin, Lance Terry

**Industrial Engineering:** Brayden Daniels

**Literature, Media & Communication:** Tristan Maxwell, Deivon Smith

## BY HEIGHT

6-1 Coleman Boyd, Deivon Smith

6-2 Lance Terry

6-3 Tristan Maxwell, Kyle Sturdivant

6-4 Brayden Daniels

6-6 Dallan "Deebo" Coleman, Jermontae Hill, Miles Kelly, Emmer Nichols

6-7 Ja'von Franklin, Jalon Moore

6-8 Freds Pauls Bagatskis, Jordan Meka

6-11 Rodney Howard

7-0 Cyril Martynov

# RADIO/TV ROSTER



**Freds Pauls Bagatskis** **12**  
F • 6-8 • Fr.



**Coleman Boyd** **30**  
G • 6-1 • Sr.



**Dallan "Deebo" Coleman** **3**  
G • 6-6 • So.



**Brayden Daniels** **33**  
G • 6-4 • So.



**Ja'von Franklin** **4**  
F • 6-7 • Sr.



**Jermontae Hill** **43**  
G • 6-6 • rFr.



**Rodney Howard** **24**  
C/F • 6-11 • Sr.



**Miles Kelly** **13**  
G • 6-6 • So.



**Cyril Martynov** **10**  
C/F • 7-0 • Fr.



**Tristan Maxwell** **11**  
G • 6-3 • Jr.



**Jordan Meka** **23**  
C/F • 6-8 • Jr.



**Jalon Moore** **14**  
F • 6-7 • So.



**Emmer Nichols** **35**  
F • 6-6 • Fr.



**Deivon Smith** **5**  
G • 6-1 • Jr.



**Kyle Sturdivant** **1**  
G • 6-3 • Sr.



**Lance Terry** **0**  
G • 6-2 • Sr.



**Josh Pastner**  
Head Coach




**Anthony Wilkins**  
Associate Head Coach



**Julian Swartz**  
Assistant Coach



**Brian Eskildsen**  
Assistant Coach



**Tyler Benson**  
Director of Operations



**B.J. Elder**  
Director of Player Personnel



**Hayden Sheridan**  
Director of Scouting

GAME NOTES



# RADIO/TV CHEAT SHEET



# 0

**LANCE TERRY**  
**Guard • 6-2 • 200 • Senior • College Park, Ga.**

Year	GP/GS	PPG	RPG	APG	FG%	3FG%	FT%
2022-23	26/18	10.0	2.7	1.2	.433	.390	.800
Season Highs		Pts: 24	Reb: 6	Ast: 3	Min: 40:00		
Career Highs		Pts: 26	Reb: 7	Ast: 4	Min: 40:00		

### Notes

- Returned from 4-game injury absence to avg 13.9 ppg last 8 games, made winning FG vs. Notre Dame at buzzer
- 40-85 FG (47.1%), 20-44 3pt FG (45.5%), 11-15 FT (73.3%) over the last 8 games
- Has Tech's top 3pt FG pct. at 39.0% in all games, 40.8% in ACC games
- Tech's No. 2 scorer in ACC games - 11.1 ppg, 41.7% FG, 72.4% FT; season-high 24 pts vs. Miami, Syracuse



# 1

**KYLE STURDIVANT**  
**Guard • 6-2 • 197 • Junior • Norcross, Ga.**

Year	GP/GS	PPG	RPG	APG	FG%	3FG%	FT%
2022-23	30/18	8.1	2.1	3.0	.400	.344	.646
Season Highs		Pts: 25	Reb: 8	Ast: 10	Min: 39:10		
Career Highs		Pts: 20	Reb: 8	Ast: 10	Min: 39:10		

### Notes

- Double figures in 7 of last 9 games, 12.8 ppg, 41.5% 3pt FG 34/14 assist/TO ratio in that span
- 91/48 assist-to-turnover ratio this season (1.90/1)
- Twelve double-figure games this season, 9 in ACC games, career-high 20 points vs. Syracuse on Feb. 28
- In ACC games - 9.2 ppg, 3.2 apg, 40.0% FG, 30.0% 3pt FG



# 3

**DALLAN "DEEBO" COLEMAN**  
**Guard • 6-6 • 218 • Sophomore • Memphis, Tenn.**

Year	GP/GS	PPG	RPG	APG	FG%	3FG%	FT%
2022-23	30/28	9.4	2.8	1.3	.378	.325	.688
Season Highs		Pts: 21	Reb: 6	Ast: 8	Min: 40:00		
Career Highs		Pts: 21	Reb: 6	Ast: 8	Min: 40:00		

### Notes

- Double figures in 11 games this season, hitting 32.5% of his 3pt attempts
- No. 2 on team in 3pt FG made & attempted (51-of-157) and No. 3 in free throw attempts (44-of-64)
- In ACC games - 9.2 ppg, 2.3 rpg, 36.4% FG, 32.1% on 3pt FG, career-high 21 pts vs. Virginia Tech on Feb. 15
- Over last 8 games has hit 35.6 of 3pt attempts (16-of-45) and averaged 9.3 ppg



# 4

**JA'VON FRANKLIN**  
**Forward • 6-7 • 214 • Senior • Little Rock, Ark.**

Year	GP/GS	PPG	RPG	BPG	FG%	3FG%	FT%
2022-23	29/16	9.4	7.2	1.6	.596	.000	.700
Season Highs		Pts: 21	Reb: 15	Blk: 5	Min: 44:57		
Career Highs		Pts: 28	Reb: 15	Blk: 5	Min: 44:57		

### Notes

- Last 8 games - 14.9 ppg, 11.5 rpg, 63.3% FG, team-high 33 assists, 17 blocks, 13 steals
- In ACC games - 9.3 ppg, 6.9 rpg, 60.8% FG, team-high 25 blocks and 26 steals
- Only player to rank in ACC top-15 in rebounds (8th), blocks (4th) and steals (11th) in conference games
- Five double-doubles in last six games, including triple-double at Syracuse (14 pts/15 reb/10 ast)



# 5

**DEIVON SMITH**  
**Guard • 6-1 • 176 • Junior • Loganville, Ga.**

Year	GP/GS	PPG	RPG	APG	FG%	3FG%	FT%
2022-23	24/13	8.0	5.6	3.7	.391	.261	.448
Season Highs		Pts: 16	Reb: 11	Ast: 7	Min: 36:45		
Career Highs		Pts: 17	Reb: 11	Ast: 9	Min: 36:45		

### Notes

- Team leader in assist average (3.7 ppg), No. 3 in ACC in assist/turnover ratio (2.78-1) / *missed last 5 games (ankle)*
- Double-digit points in 10 games; P/R double-doubles vs. Notre Dame (16/10), Pitt (15/11), Clemson (11/10)
- Top rebounding guard in ACC - 7.0 ppg, **5.7 rpg**, 3.9 apg in ACC games
- 6 or more rebounds in 11 games, 4 or more assists in 13 games



# 10

**CYRIL MARTYNOV**  
**Center • 7-0 • 229 • Freshman • Barrie, Ontario**

Year	GP/GS	PPG	RPG	BPG	FG%	3FG%	FT%
2022-23	7/0	0.7	0.9	0.0	.286	.000	.500
Season Highs		Pts: 2	Reb: 2	Ast: 0	Min: 7:41		
Career Highs		Pts: 2	Reb: 2	Ast: 0	Min: 7:41		

### Notes

- Started in early August after re-classifying to the 2022 class, played in 7 games
- Ontario native who attended The Lawrenceville (N.J.) School in 2021-22, name pronounced "KEER-ul MAR-tin-off"
- Member of the UPlay Canada team on the Nike EYBL circuit in the spring/summer of 2022
- Scored in double figures in all five games, averaging 17.2 ppg and 10.4 rpg, on the final weekend in Kansas City



# 11

**TRISTAN MAXWELL**  
**Guard • 6-3 • 205 • Sophomore • Huntersville, N.C.**

Year	GP/GS	PPG	RPG	APG	FG%	3FG%	FT%
2022-23	18/2	3.3	1.0	0.8	.306	.261	.636
Season Highs		Pts: 18	Reb: 2	Ast: 4	Min: 23:40		
Career Highs		Pts: 22	Reb: 4	Ast: 4	Min: 25:56		

### Notes

- Played 6 games first 2 seasons, 18 this season with 2 starts
- Season-high 18 pts (6-11 FG, 5-8 3pt) vs. Alabama State, ACC high of 10 pts (4-9 FG, 2-6 3pt) vs. Duke
- Played in 10 ACC games - 2.5 ppg, 25.7% FG, 5-16 3pt FG
- Career-high 22 points at BC (7-11 3pt FG) last season



# 12

**FREDS PAULS BAGATSKIS**  
**Forward • 6-8 • 180 • Freshman • Riga, Latvia**

Year	GP/GS	PPG	RPG	APG	FG%	3FG%	FT%
2022-23	9/0	0.9	0.0	0.0	.375	.333	.000
Season Highs		Pts: 3	Reb: 0	Ast: 0	Min: 6:25		
Career Highs		Pts: 3	Reb: 0	Ast: 0	Min: 6:25		

### Notes

- Played in 9 games, including 5 of the last 9; hit 3-pters vs. Marquette and Louisville
- Latvia native who developed his game and attended high school in Valencia, Spain the last three years
- Played for Latvia U16 team in 2019 FIBA European Championship, was on U20 team this summer
- Name is pronounced "fred paul buh-GAT-skis" (without the S in first two names)



# 13

**MILES KELLY**  
**Guard • 6-6 • 175 • Sophomore • Stone Mountain, Ga.**

Year	GP/GS	PPG	RPG	APG	FG%	3FG%	FT%
2022-23	30/24	13.9	3.6	1.3	.405	.374	.882
Season Highs		Pts: 30	Reb: 7	Ast: 4	Min: 39:06		
Career Highs		Pts: 30	Reb: 7	Ast: 4	Min: 39:06		

### Notes

- Tech's scoring leader, double figures in 22 of 30 games; last 5 games 20.0 ppg, 4.0 rpg, 49.3% FG, 46.0 3pt
- Team-high 14.5 ppg in ACC games, 39.7% 3pt FG, 37.8% FG, 93.1% FT; career-high 30 pts at Syracuse
- Near school-record pace for free throw percentage at 88.2% (Anthony Morrow 88.7% in 2005-06)
- Scored game-winning baskets against Georgia State and Georgia



# 14

**JALON MOORE**  
**Forward • 6-7 • 209 • Sophomore • Birmingham, Ala.**

Year	GP/GS	PPG	RPG	BPG	FG%	3FG%	FT%
2022-23	29/15	8.0	5.0	0.9	.427	.121	.692
Season Highs		Pts: 17	Reb: 9	Blk: 3	Min: 38:11		
Career Highs		Pts: 17	Reb: 9	Blk: 3	Min: 38:11		

### Notes

- Started 15 games (10 ACC starts), Tech's 5th-leading scorer, No. 3 rebounder
- In ACC games - 6.8 ppg, 4.4 rpg, 38.5% FG, 65.4% FT, six games with 10+ points
- Thirteen games with 10+ points this season, career-high 17 vs. NC State on Jan. 17
- Near double-doubles 3 times - Clayton State (11 pts, 9 reb), Northeastern (16/9), North Carolina (15/9)



# 23

**JORDAN MEKE**  
**Center/Forward • 6-8 • 219 • Junior • Yaoundé, Cameroon**

Year	GP/GS	PPG	RPG	BPG	FG%	3FG%	FT%
2022-23	10/0	0.4	1.5	0.4	.286	.000	.000
Season Highs		Pts: 4	Reb: 4	Blk: 2	Min: 16:35		
Career Highs		Pts: 4	Reb: 8	Blk: 3	Min: 27:17		

### Notes

- Played in just 10 games due to combination of groin/back problems, illness
- Played in 15 games last season (4 starts, all in ACC games); 3.0 rpg, 9 blks, 4 stl in 10 ACC games
- Career-high 8 rebounds at Duke last 1/4
- Played only 1 game as a freshman before having back surgery and missing the remainder



# 24

**RODNEY HOWARD**  
**Center/Forward • 6-11 • 256 • Senior • Ypsilanti, Mich.**

Year	GP/GS	PPG	RPG	APG	FG%	3FG%	FT%
2022-23	24/16	4.5	4.3	1.2	.545	.000	.579
Season Highs		Pts: 15	Reb: 13	Ast: 5	Min: 33:38		
Career Highs		Pts: 19	Reb: 14	Ast: 5	Min: 36:22		

### Notes

- No. 2 in FG% in all games (54.5%) and in ACC games (50%)
- Played 14 of 16 ACC games, started 11 - 3.9 ppg, 4.4 rpg, 9 blocks
- Went for 15 pts, 13 rebs in opener vs. Clayton State; 11 pts, 11 reb vs. Alabama State
- Started first 4 games and 12 straight games before Feb. 8 vs. Notre Dame, played only 11 minutes last 2 games