



GEORGIA TECH BASKETBALL 2022-23

ACC Champions 1985, 1990, 1993, 2021 • Final Four 1990, 2004 • 17 NCAA Tournament appearances

2022-23 Schedule/Results

Date	Opponent	TV	Time
N7	CLAYTON STATE	ACCNX	W, 93-63
N12	at Georgia State	ESPN+	W, 59-57
N17	NORTHERN ILLINOIS	ACC Network	W, 68-50
N21	vs. Utah#	FS1	L, 64-68
N23	Marquette#	FS1	L, 60-84
N26	NORTH ALABAMA	ACCNX	W, 80-61
N29	at Iowa*	ESPN2	L, 65-81
D2	NORTHEASTERN	ACCNX	W, 81-63
D6	GEORGIA	ESPN2	W, 79-77
D10	at North Carolina	ESPN	L, 59-75
D17	ALABAMA STATE	ACCNX	W, 96-60
D21	CLEMSON	ESPN2	L, 66-79
D31	VIRGINIA (13/12)	ACC Network	L, 56-74
J4	MIAMI (12/12)	RSN	W, 76-70
J7	at Florida State	RSN	L, 64-75
J10	at Notre Dame	ACC Network L	72-73 (ot)
J14	PITTSBURGH	ACC Network	L, 60-71
J17	NC STATE (rv/rv)	ACC Network	L, 66-78
J21	SYRACUSE	RSN	L, 63-80
J24	at Clemson (24/23)	ACC Network	L, 51-72
J28	DUKE (rv/25)	ACC Network	L, 43-86
F1	at Louisville	RSN	L, 58-68
F4	at NC State (rv/rv)	ACC Network	L, 64-72
F8	NOTRE DAME	RSN	W, 70-68
F11	at Wake Forest (rv/rv)	ACC Network	L, 70-71
F15	VIRGINIA TECH	ACC Network	W, 77-70
F18	FLORIDA TECH	ACCNX	W, 79-56
F21	at Pittsburgh (rv/rv)	ACC Network	L, 68-76
F25	LOUISVILLE	RSN	2 p.m.
F28	at Syracuse	RSN	7 p.m.
M4	at Boston College	ESPNU	2:30 p.m.
M7-11	ACC Tournament (Greensboro, N.C.)%		

*ACC/Big Ten Challenge; #Fort Myers Tip-Off (Suncoast Credit Union Arena, Fort Myers, Fla.); %ACC Tournament (Greensboro, N.C.)
All times Eastern; home games in ALL CAPS
(AP/USA) - rankings in AP/coaches polls at time of game, current rankings for upcoming games (rv=receiving votes)

RADIO: Georgia Tech Sports Network by Legends Sports

Announcers	Andy Demetra, Randy Waters
Engineer	Miller Pope
Flagship station in Atlanta	Xtra 106.3FM / 1230 AM
Satellite Radio	SiriusXM ch. 390, SXM app 980
Online	GT Gameday App, Ramblinwreck.com
Tuneln	buzz.gt/LiveTuneln

Television ACC Regional Sports Networks

Announcers	Tom Werme, Brian Oliver
------------	-------------------------

COMMUNICATIONS

GTMBB contact	Mike Stamus
Phone	404-894-5445 (ofc), 404-218-9723 (cell)
E-mail	mstamus@athletics.gatech.edu

SOCIAL MEDIA: #TogetherWeSwarm

Official Twitter	@GTMBB / @GTJoshPastner
Facebook	gtmensbasketball
Instagram	gtmensbasketball

GEORGIA TECH (11-17, 3-14 ACC) vs. LOUISVILLE (4-24, 2-15 ACC) Game 29 • February 25, 2023 • 2 p.m. EST

Jackets Finish Home Slate vs. Louisville

Playing its final home game of the 2022-23 season and honoring two senior players, Georgia Tech hosts Louisville for a 2 p.m. Atlantic Coast Conference game Saturday at McCamish Pavilion.

Georgia Tech (11-17, 3-14 ACC) is looking to even its season series against the Cardinals, who won the first meeting, 68-58, on Feb. 1 in Louisville. Tech has won its last three home games, taking down Notre Dame (70-68), Virginia Tech (77-70) and Division II Florida Tech (79-56). Tech enters the weekend in 13th place in the ACC standings, a game ahead of Notre Dame and Louisville. The Jackets' other conference win came Jan. 4 over Miami, the ACC's current first-place team.

Louisville (4-24, 2-15 ACC) won only six games since the teams' first meeting, scoring an 83-73 decision at home over Clemson last Saturday. The Cardinals are 0-9 on the road this season, dropping those games by an average of nearly 16 points. The closest was an 83-95 defeat at Miami on Feb. 11.

Saturday's game will be televised live on the ACC's Regional Sport Networks, with live streams of the broadcast available on BallySports.com and the ESPN app. Radio coverage is on the Georgia Tech Sports Network by Legends Sports and flagship station 680 the Fan (680 AM/93.7 FM), and on satellite radio (SiriusXM channel 390, SXM app 980).

GAME INFORMATION

Venue/Site	McCamish Pavilion, Atlanta, Ga.
Tech vs. Louisville	Tech trails, 14-26
At home	tied, 8-8
Last meeting	2/1/2023 - UL won 68-58 in Louisville
GEORGIA TECH YELLOW JACKETS	
Rankings (AP/coaches/KenPom/NET)	nr nr 201 207
Record breakdown	10-6 home 1-9 road 0-2 neutral
Head coach	Josh Pastner (Arizona, 1997)
Career record/at GT	272-186! (14th yr) 105-113! (7th yr)
Pastner vs. Louisville	1-8
<i>! On-court record - 22 wins and 1 loss vacated by NCAA Committee on Infractions</i>	
LOUISVILLE CARDINALS	
Rankings (AP/coaches/KenPom/NET)	nr nr 273 305
Record breakdown	4-12 home 0-9 road 0-3 neutral
Head coach	Kenny Payne (Louisville, 2003)
Career record/at UL	4-24 (1st yr) 4-24 (1st yr)
Payne vs. Georgia Tech	1-0

ROSTER AT-A-GLANCE (#indicates last-game starter)

12	Freds Pauls Bagatskis	F	6-8	180	Fr	Riga, Latvia	1.1 ppg	0.0 rpg	> Trained at Valencia Basket Club, played for Latvia in FIBA U16, U20 Euro championships; played in 7 games
30	Coleman Boyd	G	6-1	178	Sr	Smyrna, Ga.	0.6 ppg	0.0 rpg	> Non-scholarship player 4th year at Tech, played in 12 games career, 5 this season
3	Dallan "Deebo" Coleman#	G	6-6	218	So	Memphis, Tenn.	9.4 ppg	2.9 rpg	> Tech's No. 2 scorer, 32.9% from 3pt range; 9.5 ppg, 39.3% 3pt FG, 10-of-13 FT last 6 games
33	Brayden Daniels	G	6-4	188	So	Louisville, Ky.	0.0 ppg	0.8 rpg	> Non-scholarship player, 2nd year at Tech, played in 6 games career, 5 this season
4	Ja'von Franklin#	F	6-7	214	Sr	Little Rock, Ark.	8.8 ppg	6.7 rpg	> Six double-doubles this season, 3 in last 4 games; 14.0 ppg, 10.7 rpg, 61% FG in last 6 games
43	Jermontae Hill	G	6-6	206	r-Fr	Atlanta, Ga.	0.4 ppg	0.0 rpg	> Non-scholarship player, 2nd year at Tech, redshirted last season, played in 5 games
24	Rodney Howard	C/F	6-11	256	Sr	Ypsilanti, Mich.	4.5 ppg	4.3 rpg	> Hitting 54.5% from the floor for season; 50% in ACC games; 40-70 FG (57.1%) his last 19 games
13	Miles Kelly#	G	6-6	175	So	Stone Mountain, Ga.	13.2 ppg	3.6 rpg	> Tech's top scorer and FT shooter (88.9%), hitting 35.7% 3pt FG, 35.5% in ACC games
10	Cyril Martynov	C/F	7-0	229	Fr	Barrie, Ontario	0.8 ppg	1.0 rpg	> 14.0 ppg, 9.4 rpg for UPlay Canada on Nike EYBL circuit; played in 6 games
11	Tristan Maxwell	G	6-3	205	Jr	Huntersville, N.C.	3.3 ppg	1.0 apg	> Two games in double figures this season; season-high 18 points (6-11 FG, 5-8 3pt) vs. Alabama State
23	Jordan Meka	C/F	6-8	219	Jr	Yaoundé, Cameroon	0.4 ppg	1.5 rpg	> Played in 10 games this season, 5.2 mpg (limited by groin, back, illness)
14	Jalon Moore	F	6-7	209	So	Birmingham, Ala.	8.3 ppg	5.2 rpg	> Team's No. 5 scorer, No. 3 rebounder, started 15 games, scored double-digit points in 13
35	Emmer Nichols	F	6-6	219	Fr	Woodside, Calif.	--	--	> Non-scholarship player in 1st year in the program, has not played in a game
5	Deivon Smith	G	6-1	176	Jr	Loganville, Ga.	8.0 ppg	3.7 apg	> PG started 13 games this season; 2.78 assist/TO ratio No. 3 in ACC, 30-to-5 over last 7 games
1	Kyle Sturdivant#	G	6-3	196	Sr	Norcross, Ga.	7.3 ppg	2.7 apg	> Started 16 games, double-figure points in 5 of last 7 games (11.6 ppg, 42.9% 3pt FG)
0	Lance Terry#	G	6-2	200	Sr	College Park, Ga.	9.1 ppg	2.7 rpg	> Tech's No. 2 scorer in ACC games (9.6 ppg); 11.7 ppg, 45.6% FG, 39.1% 3pt FG in 6 games back from injury

GAME NOTES

TECH NOTEBOOK

Tech Team Statistics

Category	2022-23	ACC	NCAA
Scoring offense	68.1	13	265
Scoring defense	70.6	8	200
Scoring margin	-2.5	12	272
Field goal pct.	.419	15	302
Effective FG pct.	.478	15	307
Field goal pct. def.	.436	6	173
3-pt FG pct.	.324	13	269
3-pt FG per game	7.2	9	203
3-pt FG att. per game	22.2	8	150
3-pt FG pct. def.	.304	1	26
3-pt FG allowed	6.4	-	-
Free throw pct.	.686	15	278
FT made per game	9.7	14	339
FT attempts per game	14.3	14	333
Rebounds per game	35.5	5	142
Rebound margin	-1.4	12	261
O-Reb per game	10.9	4	111
D-Reb per game	24.6	9	206
Assists per game	13.5	9	152
Assist/TO ratio	1.2	9	73
Turnover margin	-0.1	11	213
Turnovers per game	11.2	6	49
Turnovers forced per game	11.0	12	307
Blocks per game	4.3	5	52
Steals per game	5.9	8	240
Fouls per game	16.3	10	130
Bench points per game	19.2	2	177
Fast break points per game	10.8	3	101

Rankings through games of Feb. 22

Games Started/Finished

Player	2022-23	Career	Conf.	*Finished
Freds Pauls Bagatskis	-	-	-	7
Deebo Coleman	26	31	21	18
Ja'von Franklin	14	45	24	12
Rodney Howard	14	43	24	7
Miles Kelly	22	23	18	19
Cyril Martynov	-	-	-	5
Tristan Maxwell	2	2	1	1
Jordan Meka	-	4	4	3
Jalon Moore	15	16	11	9
Deivon Smith	13	26	9	9
Kyle Sturdivant	16	44	30	15
Lance Terry	16	53	27	15

*Includes starts at previous school and in conference tournaments

Games finished includes only 2022-23 season

Non-Conference Breakdown

Team	Conf.	Record	Conf.	KP	NET
Alabama State	SWAC	8-20	6-9	346	344
Clayton State	DII/PBC	3-24	1-16	--	--
Florida Tech	DII/SSC	17-10	10-9	--	--
Georgia	SEC	16-12	6-9	133	133
Georgia State	Sun Belt	10-19	3-14	272	292
Iowa	Big Ten	17-11	9-8	44	44
Marquette	Big East	22-6	14-3	11	13
North Alabama	A-Sun	18-12	10-7	235	222
Northeastern	CAA	10-17	6-10	294	295
Northern Illinois	MAC	11-17	7-8	243	251
Utah	Pac-12	17-11	10-7	54	56

GT strength of schedule rank **71** **68**

GT NC strength of schedule rank **231** **166**

vs. Quad 1: 1-8 vs. Quad 2: 1-5

vs. Quad 3: 1-3 vs. Quad 4: 6-1

KP - KenPom.com, NET - NCAA NET rankings

Rankings through games of Feb. 19

The Tip-Off

• Georgia Tech finishes out the regular season next week with a pair of road games at eighth-place Syracuse and 10th-place Boston College. If the ACC Tournament started today, the Yellow Jackets would face either Florida State or Virginia Tech in the opening round.

• Since the teams' first meeting on Feb. 1, Georgia Tech is 3-3, Louisville is 1-5.

• Tech's February upswing has been led by its two transfers, center **Ja'von Franklin** and guard **Lance Terry**, who have averaged 14.0 and 11.7 points, respectively, over the last six games.

• Tech's leading scorer **Miles Kelly** has averaged 17.0 points and 4.7 rebounds over the Yellow Jackets' last three games, hitting 46.2 percent from the floor and 42.3 percent from three-point range.

• Since **Terry** returned from his hamstring injury (last five games), Tech has averaged 71.3 points per game, connected on 44.9 percent of its shots from the floor and 38.0 percent of its three-point attempts. In the four games he missed, Tech averaged 53.8 points, hit 34.5 percent of its field goals and 25.2 percent of its threes.

• Tech has utilized the same starting lineup (**Lance Terry**, **Kyle Sturdivant**, **Deebo Coleman**, **Miles Kelly**, **Ja'von Franklin**) for its last six games, the longest stretch of games this season that head coach Josh Pastner has sent out the same five.

• Tech has used 11 different starting lineups this season, and no Yellow Jacket has started every game. Nine Jackets have started at least two games, and eight of them have started a minimum of 13 times.

• Tech continues to lead the ACC in three-point defense and is 26th nationally, allowing 30.4 percent from distance.

• Tech ranks No. 2 in the ACC in bench scoring, its reserves contributing 19.2 points per game this season. The bench has provided 30 or more points six times this season, and has outscored its opponents' reserves in 16 of 28 games.

Final Home Game for Boyd, Franklin

Georgia Tech will honor two senior players - guard **Coleman Boyd** and center **Ja'von Franklin** - and four senior managers on their final home game at McCamish Pavilion Saturday.

Boyd came to Tech after an all-state high school career at Mount Bethel Christian Academy in Marietta, Ga. A four-year letterwinner, this aspiring coach has led the Yellow Jackets' scout team in helping Tech prep for each game the last four years, appearing in 12 games during his college career. He is set to graduate this spring with his degree in business administration.

A native of Little Rock, Ark., native, Franklin made stops at a junior college, Auburn and South Alabama, overcoming a broken leg early in his college career, before arriving at Georgia Tech, where he has excelled this season battling bigger and taller post players almost every game. He has six double-doubles this season while leading the Jackets in rebound average, blocked shots and field goal percentage. He received his undergraduate degree while at Auburn and has worked on a second major during his time at South Alabama and Georgia Tech.

Seniors **Rodney Howard**, **Kyle Sturdivant** and **Lance Terry** each have another year of eligibility under the NCAA's COVID-19 guidelines.

Series Notes vs. Louisville

• Of the four teams added in the 2013 expansion of the ACC, Tech had the longest history with Louisville, meeting 28 times prior to the Cardinals joining the conference.

• Louisville has won 13 of the last 14 games in the series and is 11-1 against Tech since becoming a member of the ACC. Tech's only win was a 64-58 triumph over a Cardinals' team ranked No. 5 in the nation at home on Feb. 12, 2020.

• The Cardinals have won the last four meetings, including a 68-58 win in the teams' first encounter in 2022-23.

Series vs. Louisville (14-26)

Home: 8-8, Away: 4-14, Neutral: 2-4

All Home Games: 8-8
At McCamish Pavilion: 1-5
At Alexander Memorial Coliseum: 4-2
In Atlanta: 8-8
All Road Games: 4-14
At KFC Yum! Center: 0-5
At Freedom Hall: 3-8
At Louisville Convention Center: 1-1
As ACC members: 1-11
In the ACC Tournament: 0-1
As Metro Conference members: 2-2
All Neutral Games: 2-3
Under Roy McArthur: 0-1
Under Whack Hyder: 3-6
Under Dwane Morrison: 2-2
Under Bobby Cremins: 8-5
Under Paul Hewitt: 0-1
Under Brian Gregory: 0-3
Under Josh Pastner: 1-8
Vs. Kenny Payne: 0-1
Vs. Mike Pegues: 0-1
Vs. Chris Mack: 1-4
Vs. David Padgett: 0-1
Vs. Rick Pitino: 0-5 at Louisville (1-8 overall)
Vs. Denny Crum: 10-7
Longest Winning Streak: 4 games (1990-92)
Longest Losing Streak: 9 games (2014-20)
Most Points Scored: 94 on 2-10-1990 and 12-20-1997
Fewest Points Scored: 48 on 12-27-1965
Most Points Allowed: 91 on 2-25-1977
Fewest Points Allowed: 50 on 2-17-1962
Largest Margin of Victory: 13 on 2-24-1991
Largest Margin of Defeat: 28 on 1-19-2019

All-Time Series Results

12-18-1950.....a L 57- 79
12-6-1958.....a L 57- 71
12-5-1959.....h10 W 68- 56
12-12-1960.....a1 L 65- 74
2-17-1962.....h10 W 59- 50
2-16-1963.....10/9.....h10 L 73- 78
1-18-1964.....a2 L 59- 68
12-29-1964.....n1 L 71- 77
1-16-1965.....a2 W 66- 63
12-27-1965.....n2 L 48- 54
2-25-1977.....10/10.....a L 80- 91
3-4-1977.....10/9.....n3 W 56- 55
1-14-1978.....9/8.....a L 84- 90
2-14-1978.....h10 W 69- 59
1-6-1988.....a W 62- 61
1-15-1989.....19/16.....9/9.....h10 L 65- 67
2-10-1990.....16/15.....15/14.....a W 94- 84
2-24-1991.....h10 W 82- 69
1-25-1992.....18/17.....20/21.....a W 73- 65
12-19-1992.....17/16.....21/22.....*h12 W 87- 85
1-15-1994.....17/18.....15/15.....a L 68- 88
12-17-1994.....14/13.....*h12 L 72- 77
12-16-1995.....19/20.....20/19.....*h12 W 88- 77
1-11-1997.....14/16.....a L 56- 60
11-29-1997.....19/19.....n5 W 73- 69
12-20-1997.....*h12 W 94- 86
2-14-1999.....a L 58- 78
3-20-2005.....25/25.....4/4.....n6 L 54- 76
2-23-2015.....17/15.....h15 L 51- 52
1-23-2016.....17/16.....h15 L 71- 75
3-1-2016.....11/x.....a L 53- 56
1-7-2017.....9/9.....h15 L 50- 65
2-8-2018.....a L 54- 77
1-19-2019.....h15 L 51- 79
1-22-2020.....6/5.....a L 64- 68
2-12-2020.....5/5.....h15 W 64- 58
2-1-2021.....a L 58- 74
1-2-2022.....h15 L 64- 67
3-8-2022.....n7 L 74- 84
2-1-2023.....a L 58- 68

*h12-Holiday Classic (Georgia Dome, Atlanta, Ga.); a1-Bluegrass Invitational (Freedom Hall, Louisville, Ky.); a2-Louisville Convention Center; n1-Sugar Bowl Tournament (New Orleans, La.); n2-Hurricane Classic (Miami, Fla.); n3-Metro Tournament (Mid-South Coliseum, Memphis, Tenn.); n5-Puerto Rico Shootout (Eugenio Guerra Sports Complex, Bayamon, P.R.); n6-NCAA Tournament second round (Gaylord Entertainment Center, Nashville, Tenn.); n7-ACC Tournament (Barclays Center, Brooklyn, N.Y.)

GAME NOTES

TECH NOTEBOOK

Just Georgia Tech, please...

The Georgia Institute of Technology is the official title, but Georgia Tech will work fine, or just Tech (unless you're in Virginia or Texas). We would appreciate it if you would use our name in those ways. Georgia Tech University is incorrect. Thank you.

Georgia Tech Quick Facts

Official Name: Georgia Institute of Technology
Location: Atlanta, Ga.
Enrollment: 45,296
Founded: 1885
Colors: Old Gold and White
Nickname: Yellow Jackets, Ramblin' Wreck
Mascot: Buzz (Yellow Jacket)
Fight Songs: Ramblin' Wreck, White and Gold
Conference: Atlantic Coast (ACC)
Home Arena: McCamish Pavilion (capacity 8,600)
President: Dr. Angel Cabrera
Director of Athletics: J Batt
Faculty Rep. for Athletics: Dr. Jenna Jordan
Head Coach: Josh Pastner (Arizona, 1997)
Record at Tech: 105-113 ! (7th season)
 Overall: 273-186 ! (14th season)
 ACC Regular Season: 50-78 !
 ACC Tournament: 2-4
 NCAA Tournament: 2-5

Associate Head Coach: Anthony Wilkins (Kent State, 2013), 4th season
Assistant Coach: Julian Swartz (Carroll College, 2005), 7th season
Assistant Coach: Brian Eskildsen (Tennessee, 2009), 1st season
Assoc. Dir. of Player Personnel: B.J. Elder (Georgia Tech, 2014)
Director of Operations: Tyler Benson (St. Bonaventure, 2009)
Director of Scouting: Hayden Sheridan (Arizona, 2016)
Player Development Coach: Eddie Dimas (Grand Canyon, 2015)
Athletic Trainer: Richard Stewart (Salisbury, 2005)
! On-court record (Georgia Tech had 22 wins and one loss during the 2016-17 and 2017-18 seasons vacated by the NCAA's Committee on Infractions)

Basketball History

108th season: 1st game, Feb. 17, 1906 vs. Auburn
All-time Record: 1,433-1,304 !
Winning/Losing/500 Seasons: 55 / 48 / 4
NCAA Appearances (17): 23-17 record
 1960, 1985, 1986, 1987, 1988, 1989, 1990, 1991, 1992, 1993, 1996, 2001, 2004, 2005, 2007, 2010, 2021
Final Fours (2): 1990, 2004
NIT Appearances (8): 10-8 record
 1970, 1971, 1984, 1994, 1998, 1999, 2003, 2016
ACC Championships (4): 1985, 1990, 1993, 2021
ACC Regular-Season Titles (2): 1985 (tie), 1996
ACC Regular-Season Record (44th season): 284-420 !
ACC Tournament Record: 28-38
SEC Championships (1): 1938
SEC Regular-Season Titles (1): 1937
SEC Regular-Season Record (1932-64): 201-207
Metro Conference Regular-Season Record (1975-78): 9-10
Metro Conference Tournament Record: 4-3
Record at McCamish Pavilion: 122-68 ! (11th season)
Record at Alexander Memorial Coliseum: 556-194 (55 seasons, 1956-2011)
Record at State Farm Arena: 8-12
Record at Gas South Arena: 4-1
Record at Georgia Dome: 9-5
All-Time Head Coaches: 14
ACC Head Coaches: 5
All-America Selections: 14 (12 players)
Consensus All-Americans: 2
First-Team All-Americans: 5
National Players of the Year: 1
All-ACC Selections: 57 times (34 players)
ACC Players of the Year: 2
ACC Rookies of the Year: 11
ACC Coaches of the Year: 5 (3 coaches)
ACC Tournament MVPs: 4
ACC All-Freshman Team: 15

• Tech went 3-6 against the Cardinals with Whack Hyder as its head coach, all of those games between 1958 and 1965.

• After a 12-year hiatus, Tech was 2-2 vs. Louisville when both teams were members of the Metro Conference in the late 1970s. Dwane Morrison was the Yellow Jackets' head coach for all those games, and Denny Crum was on the Cardinals' bench.

• After another long break, the teams met 13 times between 1988 and 1999, with Bobby Cremins and Crum on the opposing benches in all those games. The Yellow Jackets went 8-5 against the Cardinals during this time. Three of the meetings took place at Alexander Memorial Coliseum, and six at Freedom Hall.

• The other four were played at the Georgia Dome, which was demolished in 2017 following the opening of Mercedes-Benz Stadium. Tech won three of those, including the first-ever college basketball game played in the facility, and before the largest crowd ever to witness a college game in the state of Georgia at the time (28,885). That game will be forever remembered in Tech lore after James Forrest launched a half-court heave on an inbounds play that dropped through the net at the buzzer for an 87-85 Yellow Jacket victory.

• Tech was 10-7 against Louisville teams coached by the legendary Denny Crum, but are just 1-12 since.

• The teams have met seven times when both were ranked among the nation's top 25 teams, and Tech has won four of those meetings.

• Tech coach Josh Pastner went 2-2 against Louisville during his seven-year stint as the head coach at Memphis and is now 3-10 against the Cardinals.

Last Meeting vs. Louisville

February 1, 2023 - Enduring another cold shooting night from inside and outside the three-point arc, Georgia Tech dropped its eighth consecutive game Wednesday night with a 68-58 loss to Louisville at the KFC Yum! Center.

Tech (8-14, 1-11 ACC) made just 29.5 percent of its shots in the game (18-of-61), a season low, and just 7-of-27 from behind the three-point arc in the loss. The Yellow Jackets missed all 11 of their three-point tries in the second half after hitting 7-of-16 in the opening period.

The Cardinals (3-19, 1-10 ACC) led the entire second half, but never by more than seven points until the final minute of play. Tech tied the game once on a Ja'von Franklin dunk with 9:26 on the clock, but JJ Traynor answered right away with a jumper to put Louisville ahead to stay.

Tech remained close to the Cardinals, trailing 62-58 after Kyle Sturdivant made five free throws on three separate trips to the line. The Jackets played tough defense on the next possession, but Kamari Lands knocked down an off-balance three-point basket from straight away with Deebo Coleman's hand in his face as the shot clock expired. The Jackets made just one field goal over the final seven and a half minutes.

Jae'Lyn Withers, who led the Cardinals with 19 points, sealed the game with a pair free throws with 18 seconds left.

Sturdivant finished with a team-high 17 points, and Miles Kelly scored 16 for the Yellow Jackets, while Franklin turned in a strong effort with eight points, 12 rebounds, three blocked shots and four steals.


Last Time Out

Miles Kelly knocked down six three-point field goals and led all scorers with 24 points, and Georgia Tech doggedly remained close throughout the game but suffered another close road loss, 76-68 to Pittsburgh Tuesday night at the Petersen Events Center.

Despite foul trouble that limited guard Lance Terry to 15 minutes (0 points) and a short rotation due to injury, Tech (11-17, 3-14 ACC) kept the Panthers (20-8, 13-4) within striking distance until the final minute of play by shooting 54.5 percent in the second half. Pitt never led by more than nine points.

Kelly's two free throws gave the Yellow Jackets their last

GTMBB Information Guide



Georgia Tech By the Numbers

1	SEC Championships
1	NCAA Post-Graduate Scholar
1	Naimsmith Award winner
2	Final Four appearances
2	ACC regular-season titles
2	ACC Players of the Year
2	National Freshmen of the Year
3	Years a Member of the Metro Conference
4	ACC Championships
5	First-team All-America players
6	Jersey numbers retired
6	Academic All-Americans
7	NCAA Sweet 16 appearances
8	Wins over teams ranked No. 1
8	NBA lottery picks
12	ACC Rookie of the Year honorees
14	Head coaches in program history
17	NCAA Tournament berths
19	NBA first-round draft picks
25	Total postseason berths (NCAA and NIT)
32	Years a Member of the SEC
43	Years a Member of the ACC
47	Players taken in the NBA Draft
51	Players selected All-ACC
228	Weeks ranked in either AP or Coaches Poll

lead at 52-51 with 9:31 remaining, but a dunk from Federiko Federiko and a fast break layup by Nike Sibande put Pitt back on top for good. Tech got as close as three, 65-62 on Kyle Sturdivant's three-point field goal with 3:04 to go, but Nelly Cummings helped the Panthers pull away by going 6-for-6 at the free throw line, and Blake Hinson hit a critical three-pointer that gave his team a 70-62 advantage with 1:42 to go.

Kelly, who went 8-of-17 from the floor with five rebounds, led four Tech scorers in double digits. Sturdivant finished the game with 16 points and five assists, Ja'von Franklin scored 15 points with eight rebounds, and Jalon Moore added 10.

Cummings led four Pitt double-figure scorers with 22 points, seven assists and six rebounds. Hinson scored 19, Federiko 14 and Jamarius Burton 12.

Team Trends

• With Deivon Smith missing his third straight game with an ankle injury, Tech used only six players for significant minutes at Pitt (Fred's Pauls Bagatskis played seven seconds late in the game). It was the first time this season the Jackets have used fewer than eight players, and the two reserves that played totaled 30:18.

TECH NOTEBOOK

Tech's Record

	2022-23	CJP
At home	10-6	79-42
On the road	1-9	21-57
At neutral sites	0-2	5-12
Vs. top-10 opponents	0-0	3-16
Vs. top-25 opponents	1-3	12-33
Vs. teams over .500	6-14	62-95
Vs. teams under .500	4-2	34-11
Vs. teams at .500	1-1	8-6
While in the top 25	0-0	0-0
In November	4-3	23-12
In December	3-3	23-24
In January	1-7	24-32
In February	3-4	20-36
In March/April	0-0	15-8
Wearing white uniforms	7-7	71-42
Wearing gold uniforms	3-6	22-37
Wearing navy uniforms	0-0	12-26
Wearing gray uniforms	0-4	0-4
Wearing HBE uniforms	1-0	1-0
Game is decided by 5 pts./fewer or OT	3-3	28-29
Game is decided by 10/fewer or OT	5-6	51-55
Leading at the half	8-1	78-23
Trailing at the half	2-16	24-86
Tied at the half	1-0	3-3
Leading with 5:00 to play	8-2	89-11
Trailing with 5:00 to play	2-14	12-98
Tied with 5:00 to play	1-1	3-4
In overtime games	0-1	4-5
After a bye in the ACC schedule	0-0	3-3
Tech scores 100 or more points	0-0	0-1
Tech scores 70 or more points	9-2	76-20
Tech scores fewer than 70 points	2-15	30-92
Opponent scores 100 or more points	0-0	0-2
Opponent scores 70 or more	3-15	22-73
Opponent scores fewer than 70	8-2	85-37
Opponent scores fewer than 50	0-0	4-0
Tech shoots 50 pct. or better	2-0	40-9
Opponent shoots 50 pct. or better	1-5	7-24
Opponent shoots under 40 pct.	7-0	61-21
Tech has a higher FG% than opponent	10-2	97-27
Tech has a lower FG% than opponent	1-15	5-80
FG percentage is even	0-0	0-2
Tech has more 3-point FGs	7-5	45-28
Tech has fewer 3-point FGs	1-8	44-68
3-point FGs are even	3-4	16-14
Tech attempts more FT than opponent	6-2	70-26
Tech attempts fewer FT than opponent	5-15	29-80
Free throw attempts are even	0-0	6-6
Tech outrebounds opponent	8-5	57-32
Opponent outrebounds Tech	3-12	42-80
Rebounds are even	0-0	6-1
Tech has fewer turnovers than opponent	8-5	56-40
Tech has more turnovers than opponent	3-9	45-61
Turnovers are even	0-3	5-9
Tech has more assists than turnovers	8-10	70-40
Committing more fouls	2-13	29-75
Committing fewer fouls	5-3	64-27
Fouls are even	4-1	12-10
4/more Jackets score in double figures	10-4	54-22
A Jacket scores 20 or more	2-3	60-50
A Jacket scores 30 or more	0-0	7-5
Scoring more bench points	6-10	47-46
Scoring fewer bench points	4-7	55-59
Bench scoring is even	1-0	3-6

- Still, Tech's bench outscored Pitt's 10-2. Pitt's three reserves played a total of 35 minutes.

- Deebo Coleman and Ja'von Franklin each played the full 40 minutes at Pitt, giving Tech six 40-minute games this season. Lance Terry has done so three times, Coleman twice and Franklin once.

- Four or more Yellow Jackets have reached double digits in the scoring column in 14 games this season, and Tech has won 10 of those games.

- Tech had scored 70 points or more in four straight games (Notre Dame, Wake Forest, Virginia Tech, Florida Tech) before coming up short (68) against Pittsburgh. The Yellow Jackets are 9-2 this season when scoring 70 or more points (3-2 in the ACC), 2-15 when failing to reach 70.

- Tech has outshot five of its last six opponents from the floor, holding them collectively to 41.5 percent overall, 29.2 percent from three-point range. The Yellow Jackets are 10-2 this season when they have a higher field goal percentage.

- Tech has exceeded 100 points per 100 possessions (KenPom offensive efficiency rating) in each of its last five games, the Yellow Jackets' longest such streak this season.

- Four Tech players (**Ja'von Franklin** 14.0, **Miles Kelly** 13.5, **Lance Terry** 11.7 ppg, **Deebo Coleman** 10.7) are averaging double digits in points over the Yellow Jackets' last six games, and a fifth (**Kyle Sturdivant**) is averaging 9.5.

- Tech's 47.3-percent clip from the floor against Pittsburgh was its highest percentage on field goals against an ACC team this season. The Jackets have shot better than that in only five games – Clayton State, North Alabama, Georgia, Alabama State and Florida Tech.

- Tech's six ACC games in the month of February have been decided by an average of six points.

- Tech matched its program record for fewest turnovers (4, none in the first half) against Pitt, equaling the lowest number set previously against LSU (3/17/1990) and Wake Forest (2/13/1988). The Jackets had turned the ball over as few as five times in three other games this season.

- Tech's current turnover rate of 11.2 per game matches its best on record since 1992-93, equaling the rate established by the Jackets in 2015-16 and 2020-21.

Player Updates

- **Miles Kelly** set career highs for points (24) and three-point field goals (6-for-13) against Pitt.

- **Kelly** has reached double figures in three straight games, averaging 17 points and hitting 18-of-39 from the floor (46.2 pct.) and 11-of-26 from three-point range (42.3 pct.). This comes after a stretch in which he scored in double digits just three times in nine games and averaged 9.8 points.

- **Kelly's** 88.9-percent rate on free throws is .002 ahead of the Tech record of 88.7 percent by Anthony Morrow in 2005-06.

- **Ja'von Franklin** has averaged a double-double over the Yellow Jackets' last six games (14.0 points and 10.7 rebounds). He has hit 61 percent of his shots from the floor (36-of-59) in that span, and also has totaled a team-high 21 assists, 15 blocked shots and eight steals.

- **Franklin** has three double-doubles in that span and has come short in the other three games by two rebounds twice and one rebound once.

- **Franklin** is one of two players to rank in the top 15 in rebound average (13th), steal average (15th) and blocked shot average (4th) in conference games. **Jesse Edwards** of Syracuse is the other. At 6-7 and 214 pounds, Franklin is out-sized by nearly every ACC center.

- After averaging 14 points over five games since returning from a hamstring injury, **Lance Terry** went scoreless (0-4 FG) and fouled out in 15 minutes at Pitt. In the five games before Pitt, Terry averaged 14.0 points, hit 49.1 percent of his shots from the floor (26-of-53 pct.) and 42.9 percent from three-point range (9-of-21).

- Terry has reached double figures in points four times

A Make-or-Miss Game

Georgia Tech's offensive rankings vs. the ACC under Josh Pastner (ACC regular season games only)

Year	PPG	FG Pct.	3pt FG Pct.
2022-23	63.7 (15)	.402 (15)	.322 (14)
2021-22	66.0 (12)	.428 (10)	.325 (11)
2020-21	71.8 (6)	.482 (2)	.360 (3)
2019-20	69.9 (9)	.462 (2)	.341 (6)
2018-19	60.7 (15)	.426 (8)	.306 (12)
2017-18	63.6 (14)	.419 (12)	.312 (15)
2016-17	65.1 (14)	.434 (14)	.309 (15)

in six games since his return from injury, including highs of 19 points each vs. Notre Dame and Florida Tech.

- **Jalon Moore** has reached double figures in back-to-back games (15 vs. Florida Tech, 10 vs. Pitt) for the first time since NC State (1/17) and Syracuse (1/21). He averaged 4.1 points over the seven games in between.

- **Kyle Sturdivant** has averaged 11.6 points over his last seven games, having reached double figures in five of them (17 at Louisville, 13 at NC State, 12 vs. Notre Dame, 10 vs. Virginia Tech, 16 at Pitt). He has made 15-of-35 from three-point range (42.9 pct.) over that stretch.

- **Sturdivant** had five assists and no turnovers in 37:46 vs. Pitt and has a 21/11 assist/turnover ratio in his last seven games.

- **Deivon Smith** has missed Tech's last three games with a sprained right ankle. He also missed Tech's first meeting vs. Louisville.

General Storylines

- **108th season** - Georgia Tech is playing its 108th season of basketball in 2022-23, having compiled an all-time on-court record of 1,433-1,304 (22 wins and one loss from the 2016-17 and 2017-18 seasons were vacated by the NCAA Committee on Infractions).

- **Tech in the ACC** - Tech is playing its 44th season as a member of the Atlantic Coast Conference, having won the conference championship in 1985, 1990, 1993 and 2021. Prior to that, Tech competed in the Metro Conference for three seasons from 1975-78, was an independent from 1964-75, and was a member of the Southeastern Conference for 32 years from 1932-64, winning one title in 1938.

- Tech is playing its seventh season under head coach Josh Pastner, who has built the Tech program based on a "get old and stay old" philosophy, elevating the talent level incrementally through ever-improving high school recruiting and attracting transfers who went to high school in the Atlanta area.

- Tech was projected to finish last in the ACC standings by a vote of the conference's official media panel before the season. Last season, Tech was projected to finish 10th and wound up 14th, the first time under Pastner that the Yellow Jackets finished below projections. In the prior three seasons, the Jackets surpassed expectations, having been picked to finish 13th, 12th and ninth, respectively, before eventually finishing 10th, fifth and fourth in the regular season.

- Tech's eight returning scholarship players from 2021-22 combined to start 100 games in 2021-22, and logged 53.8 percent of the minutes played.

- Four seniors, all rotation players, completed their Tech careers in 2021-22 and graduated in May. **Michael Devoe** (Ontario c/lippers/G League) and **Jordan Usher** (Turkey) are playing professional basketball. **Khalid Moore** (Fordham) and **Bubba Parham** (Samford) elected to pursue graduate transfer opportunities for their final season of eligibility.

Jackets At-A-Glance

Georgia Tech returned eight players who logged significant playing time during 2021-22, as it looked to replace

TECH NOTEBOOK

Tech Highs and Lows Under Josh Pastner

Longest winning streak: 8 games (2020-21)
Longest ACC winning streak: 8 games (2020-21)
Longest ACC home winning streak: 11 games (last 6 home games of 2019-20, first 5 of 2020-21, program record)
Longest losing streak: 9 games (2022-23)
Longest ACC losing streak: 9 games (2022-23)
Most points scored in a game: 120 vs. Georgia State (4ot), 11/25/20
Most points scored in a game (regulation): 103 vs. Clayton State, 1/23/2022
Most points scored - ACC game: 96 at North Carolina, 1/4/2020
Fewest points scored in a game: 42 vs. Clemson, 2/6/2019
Fewest points scored - ACC game: 42 vs. Clemson, 2/6/2019
Most points allowed in a game: 123 vs. Georgia State (4ot), 11/25/2020
Most points allowed in a game (regulation): 110 at Duke, 1/4/2017
Most points allowed - ACC game: 110 at Duke, 1/4/2017
Fewest points allowed in a game: 40 vs. Florida A&M, 12/9/2018
Fewest points allowed - ACC game: 51 vs. Syracuse, 1/31/2018
Largest margin of victory: 50 vs. Clayton State (103-53), 1/23/2022
Largest margin of victory - ACC game: 27 at Miami (87-60), 2/20/2021
Largest margin of victory - road game: 27 at Miami (87-60), 2/20/2021
Largest margin of victory - ACC road game: 27 at Miami (87-60), 2/20/2021 (program record)
Largest losing margin: 53 (110-57) at Duke, 1/4/2017
Largest losing margin at home: 43 (86-43) vs. Duke, 1/29/2023
Largest losing margin - ACC game: 53 at Duke, 1/4/2017
Most points allowed in a win: 83 at North Carolina (96-83), 1/4/2020
Most points scored in a loss: 120 vs. Georgia State (4 ot), 11/25/2020
Most points scored in a loss (regulation): 81 vs. Wright State, 12/22/2017
Fewest points scored in a win: 52 vs. Northwestern (52-51), 11/28/2017
Fewest points allowed in a loss: 52 vs. Virginia Tech (52-49), 1/9/2019
Largest deficit overcome to win a game: 17 vs. Notre Dame (1stH-6:47), 2/6/2021
Largest 2nd-half deficit overcome to win a game: 10 vs. Georgia Southern (19-42), 11/26/2021
Largest deficit overcome to win a road game: 15 (4:01-1st) at NC State, 11/5/2019
Largest lead given up in a loss: 16 (15:06-2nd half) vs. St. John's, 12/1/2018
Largest 2nd-half lead given up in a loss: 16 (15:06-2nd half) vs. St. John's, 12/1/2018
Highest FG pct.: 60.7 (34-56) at Georgia, 11/19/2021
Highest FG pct. - ACC game: 59.5 (25-42) at Syracuse, 1/12/2019
Lowest FG pct.: 27.1 (16-59) vs. Florida State, 2/16/2019
Lowest FG pct. - ACC game: 27.1 (16-59) vs. Florida State, 2/16/2019
Highest 3-pt pct.: 62.5 (10-16) at NC State, 1/15/2017; (15-24) vs. Clayton State, 1/23/2022
Highest 3-pt pct. - ACC game: 62.5 (10-16) at NC State, 1/15/2017
Most 3-pt FG: 16 vs. Clemson, 1/20/2021
Most 3-pt FG - ACC game: 16 vs. Clemson, 1/20/2021
Lowest 3-pt pct.: 9.1 (1-11) vs. Clemson, 2/1/2017
Lowest 3-pt pct. - ACC game: 9.1 (1-11) vs. Clemson, 2/1/2017
Highest FG pct. allowed: 59.3 (32-54) at Florida State, 1/24/2018; (32-54) Notre Dame, 2/6/2021
Highest FG pct. allowed - ACC game: 59.3 (32-54) at Florida State, 1/24/2018; (32-54) Notre Dame, 2/6/2021
Lowest FG pct. allowed: 21.6 (16-74) vs. Elon, 11/11/2019
Lowest FG pct. allowed - ACC game: 28.2 (20-71) vs. Florida State, 1/25/2017
Highest 3-pt pct. allowed: 60.0 (12-20) at Louisville, 2/8/2018
Highest 3-pt pct. allowed - ACC game: 60.0 (12-20) at Louisville, 2/8/2018
Lowest 3-pt pct. allowed: 6.7 (1-15) at Hawaii, 11/25/2019
Lowest 3-pt pct. allowed - ACC game: 9.5 (2-21) vs. Duke, 1/26/2019
Highest FT pct.: 95.2 (20-21) vs. Coppin State, 12/27/2017
Highest FT pct. - ACC game: 91.3 (21-23) vs. Pittsburgh, 2/14/2021
Lowest FT pct.: 0.0 (0-3) vs. Pittsburgh, 1/14/2023
Most free throws made: 41 vs. Georgia State, 11/25/2020
Most free throws attempted: 59 vs. Georgia State, 11/25/2020 (program record)
Fewest free throws made: 0 (3 attempts) vs. Pittsburgh, 1/14/2023
Most assists: 29 vs. Kennesaw State, 12/28/2018
Fewest assists: 5 at Georgia, 12/19/17, at Tennessee, 11/13/2018, at Florida State, 2/2/2019, vs. Boise State, 12/22/2019; vs. USC, 12/18/2021
Most turnovers: 24 vs. Arkansas, 11/25/2019; Ball State, 12/18/2019; LSU, 12/11/2021
Fewest turnovers: 4 at Pittsburgh, 2/21/2023 (tied Tech record)
Most blocked shots: 16 vs. Southern, 11/14/2016 (Tech record)
Most steals: 15 vs. North Carolina, 12/31/2016; at Syracuse, 1/13/2019; vs. Kentucky, 12/6/2020; vs. Florida State, 3/13/2021

the scoring punch of Michael Devoe and Jordan Usher, who combined to average more than 32 points per game in the Yellow Jackets' 12-20 campaign.

Among the eight key letterwinners returning are two starters from the 2021-22 squad, both seniors in 6-3 point guard Kyle Sturdivant (7.6 ppg, 2.3 apg) and 6-11 center Rodney Howard (6.5 ppg, 5.1 rpg), as well as the backup point guard, 6-1 junior Deivon Smith (5.7 ppg, 2.0 apg) and a rising trio of sophomore perimeter players in 6-6 Dallan "Deebo" Coleman (6.2 ppg), 6-6 Miles Kelly (4.5 ppg) and 6-7 Jalon Moore (2.8 ppg). Junior 6-2 guard Tristan Maxwell and 6-8 junior forward Jordan Meka return to provide additional depth.

Pastner and his staff augmented the eight returnees with a pair of transfers in 6-2 guard Lance Terry (14.3 ppg at Gardner-Webb) and 6-7 forward Ja'von Franklin (12.2 ppg, 7.8 rpg at South Alabama), and over the summer signed a pair of international players - 6-8 forward Freds Pauls Bagatskis from Latvia and 7-foot center Cyril Martynov of Canada.

Program Trends

- **Less experienced** - According to KenPom.com, Tech ranks No. 263 nationally in Division I experience (average 1.52 years per player) and No. 148 in minutes continuity (46.8 percent), a measure of playing minutes from 2021-22 carrying over to 2022-23. That's significantly lower than last season's team - No. 162 (average 1.99 years per player) and No. 149 in minutes continuity (52.3 percent), and far below the ACC Championship team of 2021 - No. 4 (2.54 years) and 10 (75.2), respectively.

- **Two fouls in the first half?** No problem. Georgia Tech ranks No. 5 in the nation in two-foul participation at 55.3 percent, a measure of percentage of available minutes played by players with two fouls. No power conference teams rank higher. Tech has ranked No. 6 in the or higher each of the last five years, leading the nation in this category in 2020 and 2021.

- **Bench minutes** - Josh Pastner has expanded his rotation in the last two seasons, ranking No. 119 in minutes played by its reserves (33.4 percent) this season, after coming in at No. 239 (28.4 percent) in 2021-22. Tech's minutes have been spread more evenly than at anytime in Pastner's tenure, with only two players averaging 30 minutes, and nine averaging 11 or more minutes per game.

Pastner's Key Metrics

- **Assists to made field goals:** The Jackets have assisted on 52.9 percent of their field goals this season (54.7 percent in ACC games), and ranks No. 130 in the nation, according to KenPom.com. Tech has been as high as 50 percent in 17 games. Tech's nightly goal is to assist on 60 percent of its made field goals, which Tech has met six times this season.

- **Free throws made to opponents' attempts:** Tech went 7-of-10 from the free throw line to Pitt's 19-of-20. Tech's goal each night is to make more free throws than the opponent attempts, which it has done in five games. This season, Tech has scored 9.7 points per game from the foul line, just 8.0 per ACC game. Tech has been outscored at the stripe by 5.4 points per ACC game. The Yellow Jackets have scored 14.2 percent of their points at the stripe, No. 344 in the nation according to KenPom.com.

- **Turnovers:** Tech has a minus-0.1 turnover margin this season, and has won the turnover battle 13 times in 28 games (three ties), primarily because opponents are committing an average of just 11.0 per game. Tech's turnover rate of 11.2 per game matches its best since turnovers have been tracked (1992-93 season). The Jackets are minus-2.1 in ACC games (ACC foes have turned the ball over just 9.8 times per game). Tech's target is 11 or fewer each night, which it has met 17 times this season (compared to 13 times last season). Under Pastner, when Tech has committed fewer turnovers than its opponent, it is 56-40. When it has committed more, it is 45-61.

Scoring Improvement

Freshman year to sophomore year

Player	+PPG	From	To
Brook Steppe	12.4	6.5 (1978-79)	18.9 (1979-80)
Anthony Morrow	10.3	5.7 (2004-05)	16.0 (2005-06)
Miles Kelly	8.7	4.5 (2001-02)	13.2 (2002-23)
Roger Kaiser*	8.1	14.7 (1958-59)	22.8 (1959-60)
Malcolm Mackey	8.0	7.3 (1989-90)	15.3 (1990-91)
Gani Lawal	7.9	7.2 (2007-08)	15.1 (2008-09)
Matt Harpring	6.5	12.1 (1994-95)	18.6 (1995-96)
Michael Devoe	6.3	9.7 (2018-19)	16.0 (2019-20)
James Forrest	6.2	13.3 (1991-92)	19.5 (1992-93)
Pete Silas*	6.2	11.6 (1950-51)	17.8 (1951-52)
Rich Yunkus*	6.0	24.1 (1968-69)	30.1 (1969-70)
Alvin Jones	5.9	6.8 (1997-98)	12.7 (1998-99)
Brian Oliver	5.3	7.1 (1986-87)	12.6 (1987-88)
B.J. Elder	5.1	9.9 (2001-02)	15.0 (2002-03)

*Sophomore to junior year (ineligible as freshman)

- **Guard rebounding:** Tech's perimeter players grabbed 15 of its 21 defensive rebounds against Pitt and has taken 471 of 689 for the season (68.4 percent), compared to 77.1 percent of the total defensive rebounds last season.

Early Development

The 2021-22 season represented the most extensive college experience that most of the players on Georgia Tech's roster had accumulated. Of the 12 players who saw rotation minutes for Georgia Tech, only seniors Michael Devoe, Jordan Usher, Khalid Moore and Bubba Parham had extensive experience entering the season, and all have graduated.

Tech ranks No. 263 in the nation in Division-I experience (1.52 years on average) according to KenPom.com, a metric that takes into account the players' class weighted by minutes played in previous seasons. That ranks 13th in the ACC. Only Syracuse, Duke and Louisville have less experience by that measurement.

Notre Dame (3), Virginia (4), Pittsburgh (17), North Carolina (25), Miami (27), NC State (46) and Wake Forest (60) all have D-I experience averages above 2.5 years.

Tech's top eight returning players combined to start only 69 games last season, Kyle Sturdivant and Rodney Howard combined for 53 of those starts after having started a total of 12 games previously.

Incoming transfers Ja'von Franklin and Lance Terry started 31 games each last season at South Alabama and Gardner-Webb, respectively, but only six combined before that. They represent the top two career scorers on the Yellow Jackets roster - Terry beginning the season with 598 points and Franklin with 419. Sturdivant was Tech's top returning scorer with 376.

Two-point (guard) conversion

Kyle Sturdivant and Deivon Smith split the point guard duties nearly evenly in 2021-22 in the wake of the departure of Jose Alvarado, with Sturdivant making 28 starts. Both started together in the first five games this season, but have split minutes for the most part since then.

They have combined for 167 assists against 77 turnovers, a ratio of better than 2-to-1, and have combined to score 14.4 points and record 6.0 assists per game. They have split games started and points scored nearly evenly.

Last season, seldom playing together, they combined to average 11.9 points and 3.8 assists over 32 games, while compiling a 121:80 assist/turnover ratio. Sturdivant started 28 games, while Smith started five.

Smith missed the last six games of the 2021-22 season under concussion protocols. Sturdivant averaged more than 32 minutes in Smith's absence.

TECH NOTEBOOK

The Last Time a Jacket...

Scored 30 or more points:

Jordan Usher, 30 vs. Boston College, 3/5/2022

Led Tech in scoring off the bench:

Deivon Smith, 15 at Wake Forest, 2/11/2023

Grabbed 15 or more rebounds:

Ja'von Franklin, 15 at Wake Forest, 2/11/2021

Had 10 or more assists:

Josh Heath, 10 vs. NC State, 1/15/2017

Had a double-double:

Ja'von Franklin (13 pts/14 reb) vs. Florida Tech, 2/18/2023

Played 40 minutes in regulation:

Lance Terry vs. Virginia Tech, 2/15/2022

Played every minute of an overtime game:

Jose Alvarado (45 minutes/1 OT) vs. Duke, 3/2/2021

Played every minute of a multiple-OT game:

Matt Harpring (50 minutes/2 OT) vs. North Carolina, 2/9/1998

The Last Time the Jackets...

Scored 100 or more points:

vs. Clayton State (103-53) on 1/23/2022

Scored 100 or more points in regulation:

vs. Clayton State (103-53) on 1/23/2022

Scored 100 or more points in consecutive games:

vs. Jackson State (100-70) on 11/13/2006, Georgia State (103-74) on 11/16/2006

Scored 100 or more points twice in one season:

vs. Cornell (116-81), 11/13/2015, Green Bay (107-77) on 11/19/2015

Allowed 100 or more points:

vs. Georgia State (120-123) on 11/25/2020

Allowed 100 or more points in regulation:

vs. Duke (110-57) on 1/4/2017

Shot 60 percent or better:

.607 (34-56) at Georgia, 11/19/2021

Failed to make a three-point basket:

0-for-12 vs. Virginia, 1/22/2015

Did not allow a three-point basket:

0-for-11 vs. Pittsburgh, 3/5/2016

Failed to make a free throw:

0-for-3 vs. Pittsburgh, 1/14/2023

Grabbed 50 or more rebounds:

52 vs. Clayton State, 11/7/2022

Multiple players had a double-double:

Ja'von Franklin (12 pts/12 reb) and Deivon Smith (16 pts/10 reb) at Notre Dame, 1/10/2023

Multiple players had 10 or more rebounds:

Rodney Howard (10) and Jordan Usher (13) at Syracuse, 2/21/2022

Had 25 or more assists:

25 vs. Alabama State, 12/17/2022

Blocked 10 or more shots:

10 vs. Northern Illinois, 11/17/2022

Had 15 or more steals:

15 vs. Florida State, 3/13/2021

Had fewer than 10 turnovers:

4 at Pittsburgh, 2/21/2023

Had 5 or more players in double-figures in points:

Deebo Coleman (21), Miles Kelly (15), Lance Terry (14), Kyle Sturdivant (10), Ja'von Franklin (10) vs. Virginia Tech, 2/15/2023

Had 6 players in double-figures in points:

Tristan Maxwell (18), Jalon Moore (15), Kyle Sturdivant (13), Lance Terry (13), Rodney Howard (11), Miles Kelly (10) vs. Alabama State, 12/17/2022

Had two or more players score 20 points:

Lance Terry (24), Miles Kelly (20) vs. Miami, 1/4/2023

Had three or more players score 20 points:

Michael Devoe (22), Jordan Usher (21) and Moses Wright (21) vs. Clemson, 1/20/2021

Had no player score 10+ points:

Virginia (57-28 loss), 1/22/2015

Allowed no player to score 10+ points:

Hawaii (73-40 win), 12/25/2019

Had no player play 30 minutes:

vs. Alabama State (96-60 win), 12/17/2022

Won by 30 or more points:

Alabama State (96-60), 12/17/2022

Won by 40 or more points:

Kentucky State (98-50), 1/30/2010

Won by 50 or more points:

Clayton State (103-53), 1/23/2021

Lost by 30 or more points:

at Notre Dame (90-56), 2/26/2022

Played an overtime game:

Notre Dame (lost 73-72), 1/10/2023

Defeated a Top 10 team:

#5/5 Louisville (64-58), 2/12/2020

Defeated a Top 25 team:

#15/13 Florida State (80-75), 3/13/2021

Defeated a Top 10 team on the road:

#7/7 Syracuse (67-62), 3/4/2014

Defeated a Top 25 team on the road:

#16/15 Virginia Tech (69-53), 2/23/2015

Had a game postponed (subsequently rescheduled and played):

Syracuse, 12/29/2021 (COVID), played on 2/21/2022

Had a game cancelled:

Alabama A&M, 12/23/2021 (COVID)

Sophomore Boost

Georgia Tech's sophomore class - Miles Kelly, Deebo Coleman and Jalon Moore - who comprised a 2021 signing class ranked 28th in the nation, are expectedly developing into the core group for the Yellow Jackets.

They currently occupy three of the top five spots in scoring on the Jackets' stat sheet, accounting for 45 percent of the team's points (46.2 percent in ACC games). They have combined for 43.7 percent of the shots taken from the floor (45.2 percent in ACC games).

Coleman, a Memphis native who was named Mr. Basketball in the state of Florida following his senior year at West Nassau HS, is the highest rated prospect (No. 48) to sign with the Yellow Jackets under Josh Pastner. Kelly, a Stone Mountain, Ga., native who attended Hargrave Military Academy in Virginia following high school, was rated No. 87. Moore was a 3-star prospect out of Birmingham, Ala., ranked No. 120.

Kelly's Leap

The player who has taken the biggest leap from one year to the next this season for Georgia Tech is undoubtedly sophomore Miles Kelly. The 6-6 guard has emerged as one of the ACC's better scorers and one of its top three-point shooters.

Only three players in Tech history have managed to increase their scoring averages by 10 or more points year-over-year, and Kelly is within a reasonable range of becoming the fourth, having raised his norm by 8.7 points from his freshman season.

Kelly's points-per-game improvement in his scoring average is the fourth-best in the ACC this season.

He also currently has the third-highest scoring increase among Tech sophomores from their freshman seasons.

DOUBLE-DIGIT SCORING IMPROVEMENT*

Player	+PPG	From	To
Brook Steppe	12.4	6.5 (1978-79)	18.9 (1979-80)
Ben Lammers	10.3	3.6 (2015-16)	14.2 (2016-17)
Anthony Morrow	10.3	5.7 (2004-05)	16.0 (2005-06)
Miles Kelly	8.7	4.5 (2001-02)	13.2 (2022-23)

*from one season to next

Wire-to-Wire

Though he employed a tight playing rotation in his first five seasons at Georgia Tech, reminiscent of the way Bobby Cremins coached the Yellow Jackets over his 19 seasons, head coach Josh Pastner has expanded his rotation since the beginning of last season, utilizing nine players on a regular basis, sometimes 10, reflecting deeper talent on the Tech roster.

Only one of Pastner's Tech teams (2018-19) has ranked higher in bench minutes than this year's squad - No. 119 nationally at 33.4 percent, and Tech's rate is above the national average for the second time in Pastner's tenure.

Tech's minutes have been spread more evenly this season than at anytime in Pastner's term; only two players average as many as 30 minutes per game, and nine average more than 11.

A Yellow Jacket played all 40 minutes of a game six times this season (Lance Terry vs. Miami, Notre Dame and Virginia Tech; Deebo Coleman vs. Syracuse and Pitt, Ja'von Franklin vs. Pitt). Miles Kelly is the highest ranked Tech player in usage rate (79.0 pct., No. 331 nationally), according to KenPom.com. For comparison, Jose Alvarado had a 90.5-percent usage rate and ranked 24th nationally in 2020-21, and Michael Devoe had an 82.5-percent usage rate and ranked No. 188 last season.

Also, Tech's bench has contributed more points than its opponent in 16 of 27 games this season, and ranks No. 2 in the ACC in that stat at 19.5 points per game.

BENCH MINUTES UNDER PASTNER

Year	Pct.	Nat'l Rank	Natl Avg.
2022-23	33.4	120	30.9
2021-22	28.4	239	30.7
2020-21	20.1	336	31.0
2019-20	26.5	267	30.3
2018-19	33.5	89	30.3
2017-18	30.1	210	31.5
2016-17	24.6	323	31.9

Build the Wall

Due to its ability to play creative versions of both zone and man-to-man to keep opponents off-balance, Georgia Tech has been able to rely on its mixture of defenses to win games over Josh Pastner's tenure at Tech.

Tech, which lacks frontcourt size (only one rotation player taller than 6-7), currently sits at No. 141 (103.5 points per 100 possessions), according to KenPom.com, its lowest ranking and highest efficiency rating since the website began tracking in 1997.

Tech also leads the ACC in three-point percentage defense and ranks No. 26 nationally.

ACC ALL-DEFENSIVE TEAM PLAYERS UNDER PASTNER

2017	Ben Lammers, C (Defensive Player of the Year)
2018	Ben Lammers, C
2019	James Banks III, C
2020	James Banks III, C
2021	Jose Alvarado, G; Moses Wright, C (Defensive POY)

Extending its Range

Georgia Tech has lived and succeeded by playing excellent defense during its time under Josh Pastner, and also has steadily improved offensively over that time as the Yellow Jackets acquired better outside shooters.

Tech has posted its highest national rankings the last two-

Tech All-Time vs. the ACC

Opponent	Overall	in ACC	Tourney	In McCamish Pavilion	In Opponent Current Venue	Current Streak
Boston College	18-12	14-11	1-3	4-1	5-6	Won 4
Clemson	67-77	39-54	4-1	6-5	9-42	Lost 3
Duke	24-77	20-65	3-7	1-5	5-38	Lost 2
Florida State	32-45	22-31	1-2	3-3	9-18	Lost 1
Louisville	14-26	1-10	0-1	1-4	0-5	Lost 4
Miami	13-16	11-15	1-1	3-4	4-7	Won 1
North Carolina	27-72	25-58	5-4	1-5	5-27	Lost 3
NC State	44-58	36-44	3-3	2-4	7-11	Lost 1
Notre Dame	13-15	7-13	0-1	7-3	1-10	Won 1
Pittsburgh	12-7	7-7	0-1	5-2	2-4	Lost 2
Syracuse	7-8	5-5	--	4-2	2-5	Lost 1
Virginia	40-47	38-46	5-5	2-5	1-10	Lost 10
Virginia Tech	9-22	7-18	1-3	3-5	2-11	Won 1
Wake Forest	46-42	45-40	0-4	6-1	10-21	Lost 2

TECH NOTEBOOK

Tech in the NBA / G League

Player (years at Tech)	Team
Jose Alvarado (2017-21)	New Orleans Pelicans
James Banks III (2018-20)	Texas Legends
Michael Devoe (2018-22)	Ontario Clippers
Derrick Favors (2009-10)	free agent
Josh Okogie (2016-18)	Phoenix Suns
Thaddeus Young (2006-07)	Toronto Raptors
<i>*waived by Houston prior to the beginning of the season</i>	

Tech Alumni Elsewhere

Player (years at Tech)	Current/Most Recent Team
Tony Akins (1998-2002)	SK Knights (South Korea)
Brandon Alston (2017-19)	Batumi (Georgian Superleague)
Alade Aminu (2005-09)	Gigantes de Carolina (Puerto Rican BSN)
Will Bynum (2004-06)	Bivouac/Big 3 (USA)
Demarco Cox (2014-15)	Quimper (France)
Mouhammad Faye (2006-08)	Promithias (Greece)
Marcus Georges-Hunt (2012-16)	Kuwait (Kuwait DI)
Dion Glover (1997-99)	Bivouac/Big 3 (USA)
Trae Golden (2013-14)	Bahcesehir Koleji Istanbul (Turkey)
Abdoulaye Gueye (2014-19)	Samsunspor (Turkish BTL)
Josh Heath (2014-17)	Leuven Bears (Belgium)
Evan Jester (2018-20)	Team Miami (Eurobasket S League)
Tadic Jackson (2014-18)	Sentjurj (Slovenia)
Ben Lammers (2014-18)	ALBA Berlin (Germany)
Gani Lawal (2007-10)	Rina Basket (Russia Superleague I)
Anthony McHenry (2001-05)	Shinshu BW (Japan)
Daniel Miller (2009-14)	Levanga Hokkaido Sapporo (Japan)
Charles Mitchell (2014-16)	Obera (Argentinian La Liga)
Anthony Morrow (2004-08)	Bivouac/Big3 (USA)
Zachery Peacock (2006-10)	FOS Provence (France)
Shembari Phillips (2018-20)	Baskets Koblenz (Germany)
Glen Rice, Jr. (2009-12)	Power (Big3)
Robert Sampson (2013-15)	Tokyo HT (Japan B3 League)
Avi Schafer (2017-19)	Mikawa Sea Horses (Japan)
Adam Smith (2015-16)	Bilbao (Spain)
Jeremis Smith (2004-08)	Biqua (Uruguay)
Jordan Usher (2019-22)	Besiktas Basketbol (Turkey)
James White (2015-16)	Mauricio Baez (Dominican Republic)
Moses Wright (2017-21)	Zhejiang Golden Bulls (China)

Former Tech Players in Coaching

Player (years at Tech)	Current Position
Kenny Anderson (1989-91)	Fisk University HC
Ty Anderson (2006-09)	Wofford AC
Rod Balanis (1990-94)	Howard AC
Anthony Byrd (1981-84)	Knightdale (N.C.) HS HC
Shaun Fein (1999-2001)	L.A. Clippers AC
Jarrett Jack (2002-05)	Phoenix Suns AC
Winston Neal (1999-01)	Columbia State (Tenn.) HC
Fred Vinson (1992-94)	New Orleans Pelicans AC
Mfon Udofia (2009-13)	College Park (G League) AC

Former Tech Coaches in Coaching

Coach (years at Tech)	Current Position
Amir Abdur-Rahim (2011-12)	Kennesaw State HC
Sherman Dillard (1988-94)	Iowa AC
Chad Dollar (2011-16)	Cincinnati AC
Bruce Evans (2012-16)	North Florida AC
Brian Gregory (2011-16)	South Florida HC
Tavaras Hardy (2016-18)	Loyola-Maryland HC
Paul Hewitt (2000-11)	Ontario (G League) HC
Chris Kreider (2007-09)	SMU AC
Darryl LaBarrie (2010-11, 2016-18)	Ontario (G League) AC
Robert McCullum (2010-11)	Florida A&M HC
Mamadou N'Diaye (2014-16)	Central Florida AC
Billy Schmidt (2011-14)	Chicago Bulls AC
Cliff Warren (2000-05)	SMU AC
Charlton Young (2005-09)	Florida State AC

plus seasons in both percentage of field goal attempts taken from beyond the three-point arc and in percentage of points scored on three-pointers.

3-POINT RELIANCE UNDER PASTNER

Percentage of 3FA/FGA according to KenPom.com and percentage of points scored from 3-point FG

Year	3PA/FGA	Rank	%Points	Rank
2022-23	36.8	201	32.3	141
2021-22	34.6	251	30.5	204
2020-21	36.4	202	29.6	205
2019-20	29.6	324	22.5	336
2018-19	33.4	303	25.3	326
2017-18	27.7	335	22.3	336
2016-17	24.6	349	20.1	345

Assisted Living

Georgia Tech coach Josh Pastner preached and prodded his Yellow Jackets on ball and player movement and hard cutting from the first time he got his team on the practice court. His primary measuring stick on how well the Jackets perform offensively is their ratio of assists to made field goals.

Until the current season, Tech has consistently been above the national average and maintained a high rate in ACC games. The Yellow Jackets finished the 2021-22 season ranked No. 122 at 53.1 percent. The Jackets finished the 2020-21 season No. 53 nationally at 57.1 percent and held the second-highest mark in ACC games only (58.8 pct.).

Tech has improved its assist/made FG ratio in conference play this year, assisting on 54.7 percent of made field goals this season (No. 6 in the ACC).

Tech's top assists-to-made field goals ratios: 1987-88 – 68.3; 1988-89 – 65.9; 1986-87 – 65.8; 1992-93 – 65.0; 1985-86 – 64.8; 2000-01 – 62.9; 1999-00 – 62.9; 2016-17 – 62.6.

ASSISTS TO MADE FG UNDER PASTNER

Year	A/FGM	Nat'l Rank	Natl Avg.	Vs. ACC
2022-23	52.5	127	51.2	54.7
2021-22	53.1	122	50.9	53.1
2020-21	57.1	53	51.8	58.8
2019-20	53.3	139	51.5	58.0
2018-19	57.4	46	51.9	56.4
2017-18	54.3	119	52.3	53.9
2016-17	62.4	13	52.4	63.2

Building Depth

The upward progress of Georgia Tech's program is evident in the development of its recruiting classes under head coach Josh Pastner, each of whom has played significant minutes and made significant contributions on the ACC level. Though not highly-rated in terms of rankings, the players have a wide range of skills and have developed into consistent conference-level performers for the next couple of years.

Evidence of that is apparent in the fact that Pastner has consistently played eight to 10 players in his rotation during the 2021-22 season after generally keeping Tech's rotation to no more than seven or eight in his first five seasons. Eight Yellow Jackets averaged double-digit minutes in ACC play this season.

a. The 2017-18 class of Jose Alvarado, Evan Cole and Moses Wright combined to start 205 games (Cole graduated and transferred after the 2020-21 season). Alvarado and Wright started every game of the 2020-21 season (except for the NCAA Tournament game against Loyola which Wright missed) and were the Jackets' top two scorers and played the most minutes. Wright became Georgia Tech's first ACC Player of the Year since 1990, and Alvarado was named the ACC's Defensive Player of the Year.

b. The 2018-19 class of Michael Devoe, Khalid Moore and Kristian Sjolund combined to start 213 games (Sjolund redshirted before transferring to UTEP after the 2019-20

Offense/Defense Under Pastner

Source: KenPom.com (Nat'l rank in parentheses)

Year	Tempo	Off. Eff.	Def. Eff.
2022-23	66.9 (209)	101.6 (241)	103.5 (241)
2021-22	68.0 (117)	100.4 (225)	99.2 (110)
2020-21	67.3 (223)	113.7 (22)	96.2 (68)
2019-20	70.0 (88)	103.0 (171)	91.8 (16)
2018-19	66.8 (225)	101.7 (228)	96.5 (43)
2017-18	66.1 (227)	103.6 (197)	98.7 (61)
2016-17	68.2 (179)	100.0 (259)	91.0 (6)

season). Devoe started 106 games over his four seasons, was the Jackets' No. 3 scorer in 2020-21 and No. 1 in 2021-22, was named the ACC Tournament MVP in 2021 and third-team All-ACC in 2021-22. Moore started 63 games in his career and was a key contributor in ways that don't always show up in the box score.

c. James Banks III, who transferred from Texas, and Jordan Usher, a transfer from Southern California, started 54 games, contributed 17.7 points, 12.0 rebounds and played 56.2 minutes per game in 2019-20. Banks moved on to play professionally and is in the G League with the Dallas Mavericks affiliate in Texas, while Usher started all but one game over two-plus seasons and was the Jackets' No. 2 scorer in 2021-22.

d. Next up - Tech's 2021 signing class of Deebo Coleman, Miles Kelly and Jalon Moore, a class ranked as high as No. 28 nationally, served notice as the core of the team the next few years. They combined to average 40 minutes and 8.3 points per game in 2021-22, and are averaging 83 minutes and 33.7 points per game combined this season.

Five-Star Player Development

Notable player development successes over the past four seasons include Josh Okogie, Ben Lammers, Tadic Jackson, Abdoulaye Gueye, James Banks III, Jose Alvarado, Moses Wright and Michael Devoe, who maximized their skill sets and their production under the current coaching staff.

Josh Okogie went from being ranked 11th in the state as a HS senior to a first-round NBA draft pick. Gueye, a 6-9 forward, developed from a project player into an ACC-level contributor in the first two seasons with the current staff, and is now in his fourth season with the Minnesota Timberwolves. Graduate transfer Brandon Alston had similar statistical numbers at the ACC level as he compiled in two seasons at Lehigh, and is now playing professionally overseas.

James Banks III, a 6-10 center, made the ACC's All-Defensive team twice in two years and finished his career No. 8 in blocked shots at Tech.

Jose Alvarado, a three-star guard out of Brooklyn, N.Y., who started as a freshman, improved his scoring, shooting and ballhandling every year as a Yellow Jacket, finishing his career with 1,429 points and ranking among the top 10 in Tech history in assists, steals and three-point field goals. He became the ACC's Defensive Player of the Year and a second-team All-ACC choice in 2021, and is now on the roster of the NBA's New Orleans Pelicans.

Moses Wright, an unheralded and unrated prospect from Raleigh, N.C., became a stalwart in the Tech lineup as a junior and the ACC Player of the Year as a senior. The 6-9 forward was Tech's leading scorer and rebounder on an ACC Championship squad and also made the conference all-defensive team. He was signed to the Los Angeles Clippers G League affiliate as a free agent, then signed a two-way contract with the Dallas Mavericks midway through the 2021-22 season.

Michael Devoe, a four-star prospect out of Orlando, Fla., came to Tech as a heralded scorer and outside shooter, but developed into a much more rounded player by his senior year, when he led the Jackets in scoring and assists and was the

TECH NOTEBOOK

Media Guidelines

The Yellow Jackets' student-athletes and coaches are generally available to the media prior to each game during the season, typically before a practice. The practice schedule varies once the season begins, and media sessions will be scheduled and announced weekly.

Georgia Tech's practices are closed to the public and the media.

Interview requests with student-athletes that need to be conducted at other times must be made through Mike Stamus in the communications office at least 24 hours in advance. These interviews will be scheduled around the student-athletes' availability and class schedule.

Media are asked not to contact student-athletes directly either by phone, text, social media or e-mail; they are instructed to refer media to the communications office. Every effort will be made to make players available when requested. Players are not available on game days until after the game.

Interviewing Coach Pastner

Media wishing to speak with Coach Pastner at times other than scheduled media availabilities must notify Mike Stamus in the communications office in advance to make or confirm arrangements. He also is available each Monday on the ACC Teleconference.

Post-Game Protocol

Post-game press conferences for home games will be held in person in the Shah Media Room across from the press box on the upper concourse of McCamish Pavilion.

Georgia Tech head coach and selected players will appear in the room following a cooling off period. The visiting team's head coach will also appear if that institution chooses to. If not, the visiting team coach will conduct his press conference virtually, and links will be provided to the media.

Josh Pastner Radio Show

Head coach Josh Pastner's weekly radio show airs each Monday from 7-8 p.m. on "680 the Fan" and 93.7 FM, beginning in December.

ACC Coaches Weekly Teleconference

The 15 ACC head basketball coaches will be featured on weekly Monday virtual teleconferences during the 2022-23 season, beginning Jan. 9 and continuing through the last Monday in February. Each coach will have 10 minutes to make an opening statement and answer questions. There will be an instant replay of each teleconference on the Conference's internet site TheACC.com each Monday afternoon.

Coaches whose teams play on Monday in January and February are not required to participate in that day's call. Coaches who do not have a Monday game - Georgia Tech is one - will be on every Monday at the same time. The teleconference schedule for each Monday will differ for the other head coaches, depending on what teams play that Monday night.

Contact Andy Fledderjohann at the ACC media relations office (afledder@theacc.org) for the call-in number and for questions on the schedule.

team's third-leading rebounder and second-leading steal artist. As a senior, he was one of only nine players in Division I to average 17.9 points, 4.9 rebounds, 3.1 assists and 1.4 steals. Devoe played in the L.A. Clippers' summer league team and currently plays for its G League team.

Winning Starts at Home

Georgia Tech and head coach Josh Pastner have worked to make McCamish Pavilion a real homecourt advantage for the program, and the Yellow Jackets made a good start on that by setting a program record for wins at home (17) in 2016-17, including a 7-2 ACC record and two NIT victories.

Tech is 36-29 against ACC teams at home under Pastner, and that includes a 9-11 mark against ranked opponents.

Tech is 79-42 at McCamish Pavilion under Pastner, 122-68 since the building opened for the 2012-13 season.

Welcome to The Hank

Georgia Tech has played 10 seasons in McCamish Pavilion, which was essentially brand new when it opened for the 2012-13 season. The only physical elements of McCamish Pavilion that remain from the venerable Alexander Memorial Coliseum are the roof and the 32 steel ribs that support it.

The capacity of McCamish Pavilion is 8,600, including 1,665 seats in the new balcony level and 6,935 seats in the lower seating bowl. There are no suites, but there is a club area that seats 500. Alexander Memorial Coliseum seated 9,191 spectators in its final configuration.

The most impressive features of McCamish Pavilion are its grand entrance, which fronts 10th and Fowler Streets, the ability for patrons to view the court from the main concourse all the way around, and the theatrical lighting system, which concentrates light on the court while leaving the seating areas dark, modeled after the Staples Center in Los Angeles and Madison Square Garden in New York.

Tech played 55 seasons in Alexander Memorial Coliseum, compiling a record of 556-194 (.741). Miami was the last team to play Tech in Alexander Memorial Coliseum, a game Tech won, and was the first ACC team to play in McCamish Pavilion on Jan. 5, which Miami won. For the 2011-12 season, Tech played its home games at Philips Arena and the Arena at Gwinnett.

Three Tech Alumni on NBA Rosters

Since 1982, Georgia Tech has produced 19 first-round NBA draft picks and 46 draft picks overall. A total of 42 Georgia Tech alumni have played in the NBA.

Three former Georgia Tech players opened the 2022-23 season on NBA rosters - Jose Alvarado in his second season with the New Orleans Pelicans, Josh Okogie in his first season with the Phoenix Suns after playing four years in Minnesota, and Thaddeus Young, a 15-year NBA veteran beginning his first full season with the Toronto Raptors.

Derrick Favors, a 10-year NBA veteran who found himself a free agent at the beginning of the 2022-23 season, signed a 10-day contract with the Atlanta Hawks on Jan. 11 and re-entered free agency when it expired.

Moses Wright, who was on the Dallas Mavericks roster last season, signed a contract to play in China and is enjoying a successful season there.

Two other former Yellow Jackets are on G League rosters. Former center James Banks III is a member of the Texas Legends, the Mavericks' affiliate, while Michael Devoe, who graduated from Tech last spring, plays for the Ontario (Calif.) Clippers.

Arts and Letters

Beginning with Moe Miller and Lance Storrs in the summer of 2011, every four-year senior in the Georgia Tech program has graduated, with the exception 2019 senior Ben Lammers, who is playing pro ball overseas and needs to

Career Games With ...

Led Tech in Points	2022-23	Career
Deebo Coleman	3	4
Ja'von Franklin	3	3
Miles Kelly	8	9
Tristan Maxwell	2	3
Jalon Moore	3	3
Deivon Smith	4	4
Kyle Sturdivant	2	3
Lance Terry	5	5

Led Tech in Rebounds	2022-23	Career
Rodney Howard	4	11
Ja'von Franklin	13	13
Jalon Moore	8	8
Deivon Smith	4	4

Double-Figure Points	2022-23	Career
Deebo Coleman	12	19
Ja'von Franklin	13	+35
Rodney Howard	3	14
Miles Kelly	20	23
Tristan Maxwell	2	3
Jalon Moore	13	14
Deivon Smith	10	21
Kyle Sturdivant	10	22
Lance Terry	10	#43

+includes 22 at South Alabama; #includes 33 at Gardner-Webb

20-plus Points	2022-23	Career
Deebo Coleman	1	1
Ja'von Franklin	-	+3
Miles Kelly	4	4
Tristan Maxwell	-	1
Lance Terry	1	#6

+includes 3 at South Alabama; #includes 5 at Gardner-Webb

30-plus Points	2022-23	Career
none		

10-plus Rebounds	2022-23	Career
Ja'von Franklin	6	+15
Rodney Howard	3	6
Deivon Smith	3	4

+includes 9 at South Alabama

Double-Doubles	2022-23	Career
Rodney Howard	2	5
Ja'von Franklin	6	+14
Deivon Smith	3	3

+includes 8 at South Alabama

Tech Among ACC Leaders

All Games	Player	#	Rank
Assist/TO ratio	Deivon Smith	2.78	3
Blocks per game	Ja'von Franklin	1.67	4
Off. rebs. per game	Ja'von Franklin	2.85	4
3-pt FG made	Miles Kelly	65	9
3-pt FG attempts	Miles Kelly	182	7

TECH NOTEBOOK

McCamish Pavilion 411

Name: McCamish Pavilion (mc-CAM-ish), named for Atlanta insurance executive Hank McCamish who gave the lead gift for the facility

Capacity: approximately 8,600 (6935 court level, 1665 balcony level)

Cost: \$50 million

Contractor: Whiting-Turner

Architect: Populous

Cremins Court: the court remains named for the former Tech head coach

Alexander Courtyard: located at the Fowler Street entrance, honors the former Tech director of athletics and the history of the former Tech home arena named for him

Grand entrance: 10th and Fowler Streets, foyer includes graphic representations of retired jerseys and Tech's two Final Four appearances

Other entrances: West entrance off Fowler Street (students and media), East entrance from main arena parking (for club patrons)

Features: center-hung scoreboard and video boards, mezzanine fascia ribbon boards, theatrical lighting, primarily chairback seating, club area

Facts and Dates

- 2,500 cubic yards of concrete removed
- 3,000 cubic yards of concrete installed
- 500 tons of new steel installed
- Over 1 mile of new railing installed
- 20,000 gallons of paint used
- 2,000 feet of new mechanical piping
- 2,500 feet of new ductwork
- \$4M in new audio-visual and scoreboards
- 50 TV's throughout the concourse and Callaway Club
- Farthest distance material has traveled to get on site: 4,835 miles
- Shortest distance material has traveled to get on site: 1 mile
- Number of Tech alumni involved in the project: over 100
- Number of days construction took: 520
- Number of 1950's old style Coke bottles found while installing the underground foundations: 11
- Number of new staircases: 13
- Number of new sports lights for the competition floor: Over 300
- 270-degree court view from concourse

Groundbreaking: May 5, 2011

Opening: October, 2012

First public event: Oct. 21, 2012 - Jacket Jam (men's and women's scrimmages)

First men's game: Nov. 9, 2012 vs. Tulane

Head coaches: Brian Gregory of Georgia Tech, Ed Conroy of Tulane

Officiating crew: Karl Hess, Gary Maxwell, Raymond Styons

TV announce crew: Tom Werme, Cory Alexander (ACC Network, syndicated over-the-air iteration)

First Tech points: Marcus Georges-Hunt (2 FT, 18:13, 1st half)

First basket: Tulane's Josh Davis (18:44, 1st half)

Attendance: 8,600 (sellout)

First women's game: Nov. 11, 2012 vs. Tennessee

Tech played 55 seasons in Alexander Memorial Coliseum, compiling a record of 556-194 (.741). Miami was the last team to play Tech there, a game Tech won, and was the first ACC team to play in McCamish Pavilion, which Miami won. For the 2011-12 season, Tech played its home games at Philips Arena and the Arena at Gwinnett.

complete one course, and 2021 senior Jose Alvarado, who likewise needs to complete one course

Eleven different Georgia Tech players have made the ACC All-Academic team since it was established in 2011, with Marcus Georges-Hunt and Tadic Jackson making it twice.

Tech's men's basketball team has recorded the highest Academic Progress Report scores the last five years since the NCAA began tracking academic performance in 2004-05. The Jackets scored a perfect team single year APR score of 1000 three straight years from 2011-13.

BASKETBALL GRADUATES

2012 - Derek Craig, Nick Foreman

2013 - Mfon Udofia, Pierre Jordan (Master's), Brandon Reed

2014 - Kammeon Holsey, Daniel Miller, Jason Morris

2015 - Robert Sampson

2016 - Marcus George-Hunt, Travis Jorgenson

2017 - Josh Heath, Corey Heyward, Kellen McCormick (Master's), Jodan Price (Master's), Rand Rowland, Quinton Stephens

2018 - Tadic Jackson, Ben Lammers

2019 - Abdoulaye Gueye, Sylvester Ogbonda, Brandon Alston (Master's)

2020 - Evan Cole

2021 - Shembari Phillips, Malachi Rice, Moses Wright

2022 - Michael Devoe, Khalid Moore, Bubba Parham

Tech's NCAA Tournament History

Georgia Tech has played in the NCAA Tournament 17 times in its history. Sixteen of those appearances have occurred from 1985 to the present, 10 under Bobby Cremins and five under Paul Hewitt.

The most recent was 2021, when the Yellow Jackets won the ACC Championship and earned an automatic bid, then fell 71-60 to Loyola Chicago in the opening round of the Midwest Regional.

That ended an 11-year hiatus from the NCAA Tournament that dated back to 2010, when the Yellow Jackets defeated Oklahoma State in the first round before losing to Ohio State in the round of 32 of the Midwest Regional.

Tech has a record of 23-17 in NCAA Tournament play, highlighted by its 2004 trip to the NCAA title game as well as a Final Four berth in 1990. The Yellow Jackets have reached the NCAA Sweet 16 seven times (1960, 1985, 1986, 1990, 1992, 1996, 2004).

The 2004 and 2005 appearances were Tech's' first back-to-back appearances since Bobby Cremins led the Institute to the Big Dance nine straight years from 1985-93.

Georgia Tech has won at least one game in 11 of its 17 previous NCAA Tournament appearances.

Tech's ACC Tournament History

Georgia Tech has played in 42 ACC Tournaments (did not play in 2020 due to NCAA sanctions), and has a 28-38 all-time record in the event. The Yellow Jackets have won four championships, in 1985 (Atlanta), 1990 (Charlotte), 1993 (Charlotte) and 2021 (Greensboro).

Tech has been a runner-up four times (1986, 1996, 2005, 2010). The 1986, 1996 and 2010 runs to the finals occurred in Greensboro. Tech also made the finals in 2005 at the Verizon Center in Washington, D.C.

Tech was 0-2 in the ACC Tournament under coach Dwane Morrison, 15-16 under Bobby Cremins (including all three titles), 9-11 under Paul Hewitt (runner-up in 2005 and 2010), 2-5 under Brian Gregory, and 1-3 under Josh Pastner.

Tech did not play in the 2020 tournament while serving an NCAA postseason ban.¹

BIO UPDATES

Head Coach Josh Pastner • 7th season at Tech

After leading Memphis to five post-season berths in seven seasons as the Tigers' head coach, Josh Pastner became Georgia Tech's 14th head basketball coach on April 8, 2016 and within a five-year period, returned the Yellow Jackets to the NCAA Tournament and coached the program to its first Atlantic Coast Conference championship in 28 years.

Implementing a high-energy style of play and creative offensive and defensive schemes, and building the Jackets' talent base for the future, Pastner has established the Yellow Jackets as one of the top defensive teams in the nation year-in and year-out, while he and his staff have steadily improved the team's offense to be ranked in the top half of the ACC. Those efforts, as well as improving efforts in recruiting, produced Georgia Tech's first ACC Championship since 1993 and its first berth in the NCAA Tournament in 11 years in the 2020-21 season.

Pastner has tirelessly promoted the program on campus and throughout the city of Atlanta in an effort to re-create the major homecourt atmosphere that surrounded the Yellow Jackets throughout the 1980s, 1990s and into the middle of the 2000s. The result has been numerous wins, high excitement and 13 sellouts in four pre-pandemic seasons at McCamish Pavilion, and a school-record 11 consecutive home ACC wins over the 2019-20 and 2020-21 seasons.

Six of his players – guards Josh Okogie, Jose Alvarado and Michael Devoe, as well as frontcourt players Ben Lammers, James Banks III and Moses Wright – have earned ACC honors during his tenure. Wright was named the ACC Player of the Year, Tech's first since 1990, and Alvarado the ACC's Defensive Player of the Year in the 2020-21 season. Okogie, in particular, developed from an under-the-radar high school prospect into a highly-regarded NBA prospect, having played three years in the league, while Lammers and Banks have gone on to play professionally overseas. Alvarado and Wright, though undrafted following their senior seasons, wound up on NBA rosters in the 2021-22 season.

In his fifth year at the helm in 2020-21, Pastner guided Georgia Tech to the ACC Championship, the Yellow Jackets' first since 1993, and a berth in the NCAA Tournament, the first since 2010. The Jackets also earned their highest regular-season ACC finish and tournament seed (4th for both) since the program's national-runner-up team in 2004. Tech's 17-9 overall record was its best by winning percentage since 2004, and its 11-6 ACC record was the fourth-highest by winning percentage in the program's 42-year history in the conference. Tech achieved its highest rankings under Pastner in such categories as offensive efficiency, scoring, field goal percentage, three-point percentage and fewest turnovers, while maintaining its high level of play on the defensive end of the court.

That came on the heels of a successful 2019-20 campaign, in which the Yellow Jackets posted a 17-14 record, winning nine of its last 12 games, including six of the last seven. Tech finished with the program's first winning ACC record since 2004, its highest ACC finish since 2005 (fifth) and its most conference victories (11-9 record) since 1996.

Pastner, 45, compiled a 167-73 record over seven seasons as the head coach at Memphis, where the Tigers earned bids to the NCAA Tournament four times. Pastner's Memphis teams averaged 23.9 wins per season and compiled a conference regular-season record of 82-36, including a conference winning streak of 28 games. The Tigers went 11-4 in Conference USA and American Athletic Conference tournaments, including three championships.

He guided Memphis to five post-season berths, the NIT in 2010 and the NCAA Tournament in 2011, 2012, 2013 and 2014. Pastner twice won Conference USA Coach of the Year honors (2010, 2013) by various organizations and news media.

Pastner was born in Glen Dale, W.Va., and grew up in Kingwood, Texas. He earned his bachelor's degree in family studies in December of 1998, in just two and a half years, from Arizona and his master's degree in teaching and teacher education from Arizona in December of 1999, all while lettering four years in basketball under head coach Lute Olson.

He married the former Kerri Lamas of Sierra Vista, Ariz., in 2009. He has a stepson (Ethan), three daughters, Payten, Kamryn and Harper, and a newborn son, Cason.

Pastner as a Head Coach

Season	School	Overall	Conference	Postseason
2009-10	Memphis	24-10	13-3/2nd	NIT second round
2010-11	Memphis	25-10	10-6/4th	NCAA Tournament
2011-12	Memphis	26-9	13-3/1st	NCAA Tournament
2012-13	Memphis	31-5	16-0/1st	NCAA Tournament, round of 32
2013-14	Memphis	24-10	12-6/t-3rd	NCAA Tournament, round of 32
2014-15	Memphis	18-14	10-8/t-5th	
2015-16	Memphis	19-15	8-10/7th	
at Memphis	7 years	167-73	82-36	
2016-17	Georgia Tech	! 21-16	! 8-10/11th	NIT finals!
2017-18	Georgia Tech	! 13-19	6-12/13th	
2018-19	Georgia Tech	14-18	6-12/10th	
2019-20	Georgia Tech	17-14	11-9/5th	
2020-21	Georgia Tech	17-9	11-6/5th	ACC Champions, NCAA Tournament
2021-22	Georgia Tech	12-20	5-15/14th	
2022-23	Georgia Tech	11-17	3-14	
at Georgia Tech	7th year	! 105-113	! 50-78	
Career	14th year	! 272-186	! 132-114	

! On-court record (22 wins and one loss from 2016-17 and 2017-18 seasons, as well as Tech's NIT appearance, vacated by the NCAA Committee on Infractions)

Pastner Resume

- Head coach, Georgia Tech (2016-present)
- Head coach, Memphis (2009-16) - 4 NCAA Tournaments, 1 NIT, 4 Conference USA titles
- Assistant coach under John Calipari, Memphis (2008-09) - NCAA Sweet 16, C-USA champions
- Assistant coach under Lute Olson, Arizona (2002-08) - 6 NCAA Tournaments, 2 Pac-10 titles
- Basketball staff assistant under Lute Olson, Arizona (2000-02) - Pac-10 champions in 2002
- Played collegiately for Lute Olson, Arizona (1996-2000) - 4 NCAA Tournaments, 1997 National Champions, 2 Pac-10 titles

Coaching Staff

ANTHONY WILKINS

Associate Head Coach • 5th season at Tech

Anthony Wilkins, an Atlanta native who spent the past five seasons on the coaching staff at Tulane University, joined Georgia Tech's basketball staff in June of 2018.

Wilkins, 43, served as an assistant coach for four seasons at Tulane after serving as director of basketball operations during his first year with the Green Wave. At Tulane, Wilkins handled game strategy and scout prep responsibilities along with player development and recruiting duties. He also had six years of professional playing experience prior to entering the coaching world.

Focusing his on-court efforts with Tech's offense, the Yellow Jackets have made significant strides in his three seasons on The Flats, helping elevate the Jackets into the top half of the ACC in scoring, field goal percentage, three-point shooting and ballhandling. In 2020-21, Tech achieved its highest national ranking on offensive efficiency (23rd according to KenPom.com), and its highest ACC rankings in scoring (6th), field goal percentage (2nd), three-point percentage (3rd) and fewest turnovers (3rd). He helped develop Tech's guard tandem of Jose Alvarado and Michael Devoe into two of the ACC's top 10 scorers, and is credited with developing the perimeter skills of Moses Wright, the ACC Player of the year in 2021.

JULIAN SWARTZ

Assistant Coach • 7th season at Tech

A 21-year coaching veteran, including 13 years on the NCAA Division I level, Julian Swartz was named an assistant coach on Josh Pastner's staff in August of 2018.

Swartz, 43, is responsible for on-court development of Tech players and focuses his efforts on the Yellow Jackets' defensive schemes as well as handle recruiting responsibilities. He helped guide Tech's defense to a national ranking of No. 37 in efficiency in 2018-19 and No. 17 in 2019-20, according to KenPom.com, and the Yellow Jackets also ranked among the top 15 in effective field goal percentage and three-point defense. In 2020-21, Tech used its trademark defenses in a completely different way, becoming the top team in the ACC and one of the best in the nation in forcing turnovers and steals to boost its offense.

Swartz's recruiting efforts have been central to the Jackets' last two recruiting classes, and he has been ranked No. 6 among college basketball recruiters by 247Sports. Tech's 2021 class of guards Dallon "Deebo" Coleman and Miles Kelly and forward Jalon Moore was ranked the 15th-best in the nation.

BRIAN ESKILDSEN

Assistant Coach • 1st season at Tech

Brian Eskildsen, who helped Harvard to three Ivy League championships, a trip to the NCAA tournament in 2015 and NIT berths in 2018 and 2019, joined Georgia Tech's men's basketball staff as assistant coach in June, 2022.

A 13-year veteran in Division I basketball, Eskildsen has spent his entire career working at high-level academic institutions that enjoyed success, including Rice and Stanford before landing at Harvard.

Eskildsen, 34, spent eight seasons at the Ivy League institution under head coach Tommy Amaker, helping the Crimson capture conference championships in 2015, 2018 and 2019. Harvard was in position to win another Ancient Eight title and a potential NCAA Tournament bid in 2020, compiling a 21-8 record and a runner-up finish in the Ivy regular season before COVID-19 abruptly ended that season.

During his time in Cambridge, eight Harvard players earned All-Ivy League recognition, three of them more than once, and the Crimson scored power conference wins over Auburn, Brigham Young, California, Georgetown and Texas A&M. Harvard averaged nearly 18 wins per season (not counting the cancelled 2020-21 season), winning 18 or more games five times and winning 10 or more Ivy games five times.

BIO UPDATES (see game-by-game stats and career highs in stat pack)**12 • Freds Pauls Bagatskis • F • 6-8 • 180 • Fr.**

- Name pronounced "Fred Paul buh-GOT-skis" (no S when speaking first two names)
- Played in eight games, including ACC foes Duke and Louisville (8 total minutes) ... Hit a three-point field goal at Louisville (1-for-3)
- Played the final 3:03 of Tech's game against Marquette and scored his first college points on a three-point basket with one second on the clock
- Reputation is an excellent shooter with length and athletic ability, and has a wealth of international basketball experience ... Joined the Yellow Jackets as a freshman for the fall semester
- Family background is in basketball ... His father, Ainars, was the head coach of the Latvian Senior National Team from 2011-17 before becoming the head coach of the Ukranian National Team
- Native of Latvia who moved to Valencia, Spain at age 14 to play and go to school
- Played for the Valencia Basket Club team in Spain's LEB Silver League during the 2021-22 season, appearing in three games
- Played for Valencia's U18 team the two seasons prior to that, averaging 22 minutes, 8.9 points, 2.5 rebounds and 0.8 assists
- Averaged 8.9 points, 1.4 rebounds and 0.6 assists for Latvia in the 2019 FIBA U16 European Championship

3 • Dallan "Deebo" Coleman • G • 6-6 • 218 • So.

- First name pronounced "DELL-un," but goes by "Deebo" (DEE-bo)
- Wing guard who has started a team-high 26 games this season (limited vs. Alabama State and Clemson due to achilles issue), reaching double-figure points in 12
- No. 2 on the Tech stat chart in scoring (9.4 ppg), minutes per game (30.3), three-point field goals (46-of-140) and free throws (44-of-64), third in three-point percentage (32.9 pct.)
- Has taken 140 of his 226 field goal attempts (61.9 pct.) from behind the three-point arc, by far the highest percentage on the team ... Has also been effective as a scorer inside (41-of-86 FG, 47.7 percent inside 3pt line)
- Shooting success rate is down from freshman year, but he has surpassed his freshman totals in field goals, three-pointers and free throws made and attempted
- In ACC games, has averaged 9.3 points per game (third on team) while hitting 37.3 percent from the floor, 32.6 percent (30-of-92) on threes
- Scored career-best 21 points in Tech's win over Virginia Tech (6-10 FG, 3-4 3pt FG, 6-8 FT)
- Scored 17 points Jan. 21 against Syracuse (6-9 FG, 5-8 3pt FG), playing all 40 minutes ... Scored 16 points in win at Georgia State in the second game of the season, hitting career highs for free throws made and attempted (9-of-13)
- Solid contributor as a freshman averaging 6.2 points, Tech's fifth-leading scorer overall and in ACC games ... Averaged 23.7 minutes per game and started five games, including Clemson on March 2 and Louisville in the ACC Tournament
- Connected on 41.3 percent (43-of-104) of his three-point attempts, 36.0 percent in ACC games (27-of-75)
- The highest-rated high school prospect to sign with the Yellow Jackets ... Consensus four-star prospect, rated at No. 48 in the class of 2021 according to the 247Sports Composite rankings
- Named Florida's Mr. Basketball as well as the Florida Class 4A Player of the Year as a senior
- Born and raised in Memphis, Tenn., spent his high school years in Jacksonville, Fla., area, where his father, Ran, is a high school head coach

4 • Ja'von Franklin • F • 6-7 • 214 • Sr.

- First name pronounced "JAY-von" ... Graduate transfer with one year of eligibility at Tech
- Solid contributor early in the season who has emerged as Tech's top "5" man in the month of February ... Has started Tech's last seven games ... Has started 14 games this season, eight of them in ACC play
- Tech's top rebounder (6.7 rpg) and fourth-leading scorer (8.8 ppg) ... Has hit a team-leading 58.3 percent from the floor, 71.2 percent from the free throw line (No. 3)
- In ACC games, averages 8.4 points and 6.9 rebounds per game, has hit team-high 59 percent from the floor
- One of two players in the ACC to rank among the league's top 15 in rebound average (13th), blocked shots (4th) and steals (13th) ... Jesse Edwards of Syracuse is the other.
- Excelled in Tech's last six games, averaging a double-double with 14.0 points and 10.7 rebounds ... Added team-high 21 assists, 15 blocked shots and eight steals while hitting 61 percent of his field goal tries
- Notched double-doubles against Wake Forest, Virginia Tech, Florida Tech in that stretch, grabbed eight or nine rebounds in the other three games
- Fourth in the ACC in blocked shots (1.67 per game) ... More than doubled Tech's team-leading total from 2021-22 (20 by Rodney Howard) and has 45 total ... Blocked five shots twice in Tech's last six games (NC State, Virginia Tech)
- Third on the team in assists and leads the team in steals, and has a 50/31 assist/turnover ratio
- Ranks No. 4 in the ACC in offensive rebounds per game (2.85), ninth in total rebounds per game
- Has six double-doubles this season, three of them vs. ACC teams - Notre Dame on Jan. 10 (12 points, 12 rebounds, three assists, four blocks, no turnovers), Wake Forest (14 points, 15 rebounds, two assists, two steals) and Virginia Tech (10 points, 10 rebounds, three assists, five blocks, three steals)
- At NC State on Feb. 4, had 16 points, eight rebounds, five assists and five steals, the only Tech player to reach those totals in the same game dating back to 2010-11
- Made the all-tournament team at the Fort Myers Tip-Off after getting 28 points and 22 rebounds combined against Utah and Marquette ... Added five assists, four steals, three blocked shots ... Hit 10-of-12 FT and 9-of-16 FG
- Also scored double-doubles against Northern Illinois (14 points, 11 rebounds) and Marquette (17 points, 14 rebounds)
- Missed the Alabama State game due to a groin injury suffered Dec. 10 at UNC (played just six minutes in that game)
- Had a strong 7-game stretch prior to injury at UNC - 10.4 ppg, 8.3 rpg, 26-45 FG, 21-25 FT, 16 blocked shots, 18 assists, 11 steals, seven turnovers in 197 minutes
- All-Sun Belt Conference and NABC All-District forward at South Alabama who transferred to Georgia Tech and enrolled for the 2022 summer term ... Also played two seasons at Auburn after spending two years in community college in Mississippi
- Appeared in 32 games, making 31 starts in 2021-22 at South Alabama ... Averaged 12.2 points and 7.8 rebounds per game ... Notched eight double-doubles, nine games of 10 or more rebounds, 22 games with 10 or more points

24 • Rodney Howard • C/F • 6-11 • 256 • Sr.

- In his third season as Tech after transferring from Georgia, won the starting center job in the preseason of 2021-22 and held it for most of this season until the last two weeks, when his playing time diminished as Ja'von Franklin took control of the post position
- Averaging 4.7 points and 4.5 rebounds for the season while having connected on 55.2 percent of his shots from the floor (second behind Ja'von Franklin)
- In ACC games, has averaged 3.9 points and 4.4 rebounds, connected on 50 percent of his shots from the floor
- Rebounded from an early slump to play well in December and January ... Two double-figure scoring games in that stretch - 12 points and seven rebounds vs. Northeastern, 11 points and 11 boards vs. Alabama State, 10 boards vs. Pitt
- Returned to the starting lineup for 12 straight games (4.8 ppg, 5.7 rpg, 29-for-50 FG) before sitting out NC State and playing short minutes against Notre Dame due to an ankle injury ... Played just two minutes at Wake Forest and did not play vs. Virginia Tech
- Two double-doubles this season, five for his career ... Got 11 points and 11 rebounds in just 18 minutes vs. Alabama State ... Had 15 points and 13 boards in season opener vs. Clayton State
- Good passer for his position, 68 assists over 47 games since beginning of 2021-22 season
- Averaged 6.5 points last season, fourth-best on the team, and 5.1 rebounds, second-highest, over 27 games, hitting 56.1 percent of his field goals ... Missed five games mid-season with an ankle injury ... Started 14 of Tech's final 16 games, 25 overall
- Played his best basketball of the season in Tech's final nine games - 10.2 points and 6.3 rebounds per game, 63.5 percent from the floor, more than 30 minutes per game
- Started Tech's first two games in the post in 2020-21, with highs of six points and four rebounds against Mercer, but played limited minutes thereafter as Tech went to a smaller lineup with ACC Player of the Year Moses Wright at the "5" position

BIO UPDATES (see game-by-game stats and career highs in stat pack)

13 • Miles Kelly • G • 6-6 • 175 • So.

- Accurate shooter from long range who also plays some point and has developed into a consistently productive scorer for the Yellow Jackets
- Leading scorer for the Jackets (13.2 ppg) overall and in conference games (13.3 ppg) ... Reached double figures in 20 games total
- Averaged 17.0 points and 4.9 rebounds over Tech's last three games, 18-of-39 from the floor, 11-of-26 from three-point range ... Includes career-highs of 24 points and six three-pointers last time out against Pitt
- Kelly's 8.7 points-per-game improvement in his scoring average is the fourth-best in the ACC this season
- Has been Tech's top three-point shooter this season by volume (65-of-182 overall, 44-of-124 in ACC games) ... Only 22-for-78 in last nine games
- In ACC games, shooting 37.7 percent from the floor and 35.5 percent from three-point range and averaging 3.8 rebounds per game
- Leads Tech in free throw percentage (88.9 pct. on 45 attempts), slightly ahead of the Tec record of 88.7 percent set by Anthony Morrow in 2005-06 ... Is 22-of-23 (95.7 percent) in ACC games ... Had a streak of 24 straight FT made snapped Jan. 17 against NC State
- Had a streak of 11 double-digit scoring games end against Pitt on Jan. 14 ... Averaged 15.9 points over the streak, 3.6 rebounds, while hitting 44.3 percent from the floor (58-for-131) and 44.7 (34-of-76) on threes
- Has led Tech in scoring in eight games (21 vs. Iowa, 16 vs. Northeastern, 17 vs. Georgia, 15 at North Carolina, 17 vs. Clemson, 20 vs. Virginia, 17 at NC State, 24 at Pitt)
- Came off the bench in Tech's first five games this season before getting his first start against North Alabama ... Has started 16 of 17 ACC games ... Averages team-high 31.5 minutes per game (32.9 in ACC games)
- Scored 15 points and knocked down the winning basket with 4.1 seconds left in 59-57 win at Georgia State ... Scored a big three-pointer and then the go-ahead points on a floater in the lane in the final 1:04 of Tech's 79-77 win over Georgia
- Has hit three or more triples in a game 17 times, 12 times this season
- Played in all but two games as a freshman, averaging 14.5 minutes per game (14.0 vs. ACC)
- Played more than 30 minutes in each of Tech's final two games against Boston College and Louisville, making his first career start against the Cardinals in the ACC Tournament ... Scored 16 and 19 points, respectively, in those two games, hitting 11-of-17 from the floor and 6-of-9 from three-point range combined
- Averaged nearly 24 minutes over Tech's final six games, tallying 9.8 points and 2.5 rebounds per game over that stretch, did not turn the ball over, and hit 46.1 percent of his field goal tries (13-of-25 on threes)
- Atlanta-area native who spent his senior year of high school at Hargrave Military Academy in Virginia, after prepping at Parkview High School in Lilburn ... Consensus four-star No. 87 in the 247Sports composite rankings

10 • Cyril Martynov • C/F • 7-0 • 229 • Fr.

- Name pronounced "KEER-ul MAR-tin-off"
- Highly-sought developmental big from Canada who committed to Georgia Tech in early August after reclassifying to the 2022 class
- Played briefly in six games (Clayton State, North Alabama, Northeastern, Alabama State, Duke, Florida Tech)
- Enrolled for the fall semester as a freshman ... Chose the Yellow Jackets over Missouri, Northwestern and Wisconsin
- Rated a three-star prospect by On3 and 247Sports
- Attended The Lawrenceville (N.J.) School in Lawrenceville, N.J., in 2021-22 ... Prior to that, attended and played basketball at Innisdale Secondary School for three years, and graduated from that school
- Member of the UPlay Canada team on the Nike EYBL circuit in the spring and summer of 2022, averaging 14.0 points and 9.4 rebounds over the length of the schedule
- Scored in double figures across five games, with a personal tournament-high of 27 against Vegas Elite, and averaged 17.2 points and 10.4 rebounds on the final weekend in Kansas City
- Invited to play with the Canadian Junior National Team and is part of the Canadian Junior National program

11 • Tristan Maxwell • G • 6-3 • 205 • Jr.

- High-scoring and record-setting guard on the high-school level who was named the North Carolina state player of the year by the Charlotte Observer and MaxPreps following his senior year
- Has played in 24 games at Tech, including 18 this season, 10 in ACC play, averaging 11.6 minutes ... Started two games (Alabama State, Clemson)
- Averages 3.3 points per game, has hit 30.6 percent from three-point range, and has a good assist/turnover ratio (15/9) in his limited action
- Has averaged 2.5 ppg, 31.3 pct. 3pt in ACC games
- Got his first career start against Alabama State and made the most of it, scoring a game-high 18 points while hitting 6-of-11 from the floor, 5-of-8 from three-point range, and added career-best four assists ... Previous scoring high for the season was nine points against Utah (4-of-7 FG)
- Scored a team-high 10 points (4-9 FG, 2-6 3pt) vs. Duke ... Previous high ACC game against Pitt (8 points, 3-6 FG, 2-2 3pt FG)
- Alabama State was his best game since his career-best game last Jan. 12 at Boston College, when he scored 22 points after scoring just nine in three games previously in his career ... Hit seven three-point baskets in 11 attempts
- Played in just five games in 2021-22 due to a combination of injury, illness and family matters
- Son of Vernon Maxwell, a former University of Florida All-American and longtime NBA veteran and champion with the Houston Rockets
- All-time leading scorer at North Mecklenberg High School (finished with 2,253 points, 20th-most all-time in the state) and set the school mark for three-point field goals (finished with 331) by the end of his junior year

23 • Jordan Meka • C/F • 6-8 • 219 • Jr.

- Last name pronounced "MECK-uh" ... Athletic post player with length who can make a difference on the defensive end
- No. 3 post player who has seen action in just 10 games due to a combination of injuries and illness (played briefly against Syracuse, only action since Dec. 17)
- Played a season-high 16 minutes against Alabama State in which he scored his first points of the season and grabbed a season-best four rebounds
- Played in 15 games last season, 10 ACC games, most of those minutes when Rodney Howard was sidelined due to injury or in foul trouble ... Active on the boards and on defense, but is limited offensively
- Made a difference with his activity in Tech's win over Clemson, grabbing five rebounds and taking three steals in a season-high 27:17
- Started against Louisville, Duke and Notre Dame in place of Howard ... Scored four points with 17 rebounds and six blocks in those three games ... Made fourth start at Virginia
- As a freshman, played in just one game before undergoing back surgery
- Multiple all-state and all-Atlanta Metro performer at Mount Bethel Christian Academy, with a 7-foot-1 wingspan
- Ranked as high as No. 129 nationally and No. 26 at his position by 247Sports (power forward)
- High-level student academically, originally from Yaoundé, Cameroon, moved to the United States in 2016
- Set career school records for points with 1,670 (surpassing current Tech teammate Coleman Boyd), rebounds (920) and blocked shots (>400)

BIO UPDATES (see game-by-game stats and career highs in stat pack)**14 • Jalon Moore • F • 6-7 • 209 • So.**

- First name pronounced "JAY-lun"
- Long and athletic player who is developing into a dependable scorer, rebounder and defender ... Can get to the rim, is comfortable in transition and guard multiple positions
- Started 15 games (10 ACC games), scoring in double digits 13 times
- Tech's fifth-leading scorer at 8.3 points per game and No. 3 rebounder at 5.2 per game, while hitting 42.8 percent from the floor ... Also No. 2 on the team in blocked shots (25)
- Leads the Jackets in free throws made and attempted (61-of-89) and has connected on 68.5 percent
- Averaging 7.3 points and 4.6 rebounds in ACC games, hitting 38.5 percent from the floor and 64 percent from the foul line
- Scored career-high 17 points (8-14 FG) with eight rebounds Jan. 17 against NC State, and followed that with 11 points against Syracuse ... In the next seven games, scored a total of 29 points (7-of-33 FG) before tallying 15 against Florida Tech
- Scored 16 points with nine rebounds against Northeastern in a career-high 38:11 ... Went 10-for-10 from the free throw line, becoming the 23rd Tech player to have a perfect night with 10 or more attempts
- Scored 12 points in Tech's 79-77 win over Georgia and made a key shot-block and steal on the Bulldog's final offensive sequence
- Has missed a double-double by one rebound three times this season - Clayton State (11 points, nine rebounds), Northeastern (16 points, 9 boards) and Clemson (12 and 9)
- Played short minutes in 13 games last season, including nine ACC games ... Started and played 13 minutes in Tech's ACC Tournament game against Louisville
- Consensus three-star prospect, from Gardendale (Ala.) High School, where he earned all-state honors as a junior in 2019-20
- Ranked No. 120 overall in the 247 composite rankings in the class of 2021 (No. 27 among small forwards), and No. 146 by Rivals (35th at his position)

5 • Deivon Smith • G • 6-1 • 176 • Jr.

- First name pronounced "DAY-von"
- Former four-star high school prospect from Georgia who played his freshman year at Mississippi State and transferred to Georgia Tech in summer of 2021
- Explosive playmaker with dynamic court vision who excels in transition and is an exceptional finisher with both hands at the rim ... Excellent rebounder for his position
- Started 13 games this season, four vs. ACC teams, and has averaged 24.8 minutes ... Missed the Louisville game (Feb. 1) with a left ankle injury, and the last three games (Virginia Tech, Florida Tech, Pitt) with a right ankle injury
- Sixth on the team in scoring (8.0 ppg) and tops in assists (3.7 apg), No. 2 in rebound average (5.6 per game) ... Only Tech player in the 57 years that assists have been recorded to lead his team in both rebounds and assists is Iman Shumpert in 2010-11
- His 2.78-to-1 assist/turnover ratio ranks No. 3 in the ACC and No. 22 nationally (1.1-to-1 ratio last season) ... In ACC games, his ratio is 3-to-1 ... Has nine zero-turnover games this season
- Has posted double-doubles in points and rebounds three times this season, most recently at Clemson (11 pts/10 rebs) ... Notched double-doubles in back-to-back games against Notre Dame (16 points/10 rebounds with 7 assists) and Pittsburgh (15 points/11 rebounds) in early January
- Ranks No. 14 in the ACC in defensive rebounds per game in conference games, the only guard among the top 20 ... One of 12 ACC players to have a defensive rebound percentage above 20, according to KenPom
- Key figure off the bench in Tech's win over No. 12 Miami with four points, seven rebounds and five assists with no turnovers in 21 minutes ... Scored the go-ahead basket, took three rebounds and had an assist during Tech's closing 12-0 run
- Scored in double figures in nine games, with a season-high of 16 against North Alabama and Notre Dame (Jan. 10) and a team-high 15 against Utah in the Fort Myers Tip-Off
- Came up one rebound shy of a double-double against Northern Illinois (11 points, 9 rebounds) while dishing six assists
- Scored 10 points with six assists and took a key charge on Georgia's final offensive possession to help preserve a 79-77 win over the Bulldogs
- Played in 24 games and started five times last season, averaging 19.7 minutes (17.2 in ACC games) ... Scored season high of 16 points twice vs. North Carolina and Clemson ... Did not play in Tech's last six games (concussion protocol from fall in Pitt game)
- Scored 5.7 points with 2.0 assists per game for the season ... Three or more assists in nine games
- Started eight games as a freshman at Mississippi State ... Averaged 5.2 points, 3.6 rebounds and 2.9 assists across 33 games ... Better in SEC games, averaging 5.6 points, 3.6 rebounds and 3.0 assists in helping MSU go 8-10 in conference
- Was invited to participate in the USA Basketball U19 Team Trials for the FIBA World Cup for Men, made the initial cut to 17 players, but did not make the final 12-man roster

1 • Kyle Sturdivant • G • 6-3 • 196 • Sr.

- Team captain who is in his third season at Tech after transferring from Southern California ... Has played in 107 games in his career, most among the Yellow Jackets
- One of two point guards on the Tech roster along with Deivon Smith ... Started 16 games this season, nine ACC games, and has averaged 23.1 minutes in conference games
- Averaging 7.6 points per game for the season (seventh on the team) ... No. 2 on the team in assists (2.7 per game) and assist/turnover ratio (1.73-1) ... Has shot 38.5 percent from the floor and 34.4 percent from distance
- In ACC games, averaging 7.9 points and 2.8 assists per game, hitting 37.7 percent from the floor and 29.7 percent on threes
- Averaging 11.6 points over his last seven games (five in double figures), hitting 42.5 percent from the floor and 42.9 percent (15-of-35) shots from three-point range, 21-to-11 assist-turnover ratio
- Put together three consecutive games in double-figure points - Louisville (17), NC State (13) and Notre Dame (12) - for the first time in his career
- Scored a career-high 18 points in 18 minutes at Notre Dame on Jan. 10, all of them after halftime ... Scored all seven Tech points in overtime in the loss ... Led the Jackets with 17 points at Louisville (5-16 FG, 2-9 3pt, 5-7 FT) with four assists in a season-high 37:40
- Averaged 9.9 points and 5.0 assists in a three-game stretch (all starts) prior to Miami, hitting 12-of-24 from the floor, 4-of-10 on threes
- Produced his best overall game of the season against Alabama State, scoring 13 points, including 3-of-4 from three-point range, with career highs of eight rebounds and seven assists ... Surpassed his assist high with eight against Virginia
- Scored 10 points each against Clayton State and Marquette, his only other double-figure games this season
- Started 28 games in 2021-22, including the last 20 beginning Jan. 4 at Duke ... Averaged 25.2 minutes overall, 7.6 points (third on Tech's team) and 2.3 assists for the season ... Team-best 73/38 assist/turnover ratio ... Scored in double digits seven times in ACC games, averaging 8.0 points
- Played in every game off the bench his first year at Tech in 2020-21, averaging 3.5 points while posting a solid 27/17 assist/turnover ratio ... Hit for a season-high 15 points (5-6 FG, 4-4 FT) with three assists against Kentucky

0 • Lance Terry • G • 6-2 • 200 • Sr.

- Atlanta-area high school product who played three seasons at Gardner-Webb University, then transferred to Georgia Tech and enrolled for the summer term ... Good shooter who can also drive to the basket, and is excellent in transition
- Third on the team in scoring at 9.1 points per game while hitting 42.2 percent of his shots from the floor and 35.7 from three-point range (top percentage on the team)
- Averaging 9.6 points in ACC games (No. 2 on the team), connecting on 39.6 percent from the floor and 36.0 from three-point distance
- Has been a key figure both as a starter and a reserve offensively, and his three top offensive games occurred in Tech's three ACC wins ... Scored a season-high 24 points in the Jackets' Jan. 4 win over No. 12 Miami, 19 in their Feb. 8 win over Notre Dame and 14 vs. Virginia Tech on Feb. 15
- Missed four straight ACC games (Syracuse, Clemson, Duke, Louisville) due with a hamstring injury ... Since his return (Tech's last six games), has averaged 11.7 points per game while hitting 45.6 percent from the floor (26-of-57) and 39.1 percent from behind the arc (9-of-23) ... Scored the game-winning basket on the tip-in at the final horn against Notre Dame
- Has played the full 40 minutes three times this year, all wins - Miami on Jan. 4, Notre Dame Feb. 8 and Virginia Tech Feb. 15
- Scored 41 points in Tech's in back-to-back games against Miami (season-high 24) and Florida State (17) in early January ... Hit 14-of-28 FG, 7-11 3-point FG and 6-of-8 FT, with 11 rebounds, in those two games ... Scored nine of his points in Tech's closing 12-0 run against the Hurricanes
- Started 16 of the 24 games he has played, including 10 ACC games
- Has the best turnover rate on the team (1.3 per 40 minutes)
- Has the most career points (816) of any player on the Tech roster
- Ten double-figure scoring games altogether this season, five in ACC games
- Honorable mention All-Big South conference choice who has another of eligibility remaining after 2022-23 ... No. 2 for the Runnin' Bulldogs in scoring in 2021-22 and helped his team to 11 Big South wins, a program high as a member of that conference
- Showed ability to be a high-scorer against top-level competition, reaching double figures against power-conference foes four times
- Averaged 14.3 points per game, and also averaged 3.4 rebounds, 1.2 assists and 1.0 steals per game in 2021-22 ... His 45.9-percent shooting overall ranked seventh-highest in the league for the regular season, while his 35.0-percent hit rate from beyond the arc was fifth-best
- Started all 31 games and averaged 31.4 minutes
- Posted double figures in 14 of 16 league games and eclipsed 20 points three times on the season while finishing as GWU's leading scoring in seven contests

BIO UPDATES (see game-by-game stats and career highs in stat pack)

30 • Coleman Boyd • G • 6-1 • 178 • Sr.

- Non-scholarship guard who enrolled at Tech for the summer term in 2019 ... Played in 12 games in his career, five this season
- Scored his first points of the season on a three-pointer against Alabama State
- Played in four games as a freshman, scoring five points with two assists and a steal ... Drove for a layup against Hawaii for his first collegiate points, and hit a three-pointer against Morehouse
- All-state point guard from Georgia private school powerhouse Mt. Bethel Christian Academy
- Four-year letterwinner and captain at Mt. Bethel, which won state Georgia Independent Christian Athletic Association (GICAA) championships in 2017 and 2019, and reached the final four in 2016 and 2019 ... Team went 97-26 in his four years
- Earned all-region and honorable mention all-state honors in 2019 by the Georgia High School Association
- Played at Mt. Bethel for his father, Cal, a longtime successful high school coach in the Atlanta area and a standout basketball player at Wake Forest following a legendary high school career at Campbell High School in Smyrna

33 • Brayden Daniels • G • 6-4 • 188 • So.

- Non-scholarship guard who joined the Yellow Jackets' program for the fall 2021 semester ... Played in five games this season
- Son of former Georgia Tech football player Conrad Daniels (1995-99)
- Nephew of former Georgia Tech Hall of Fame track star Lynn Houston Moore (1994-98) and former Tech basketball star Clarence Moore (1999-2004)
- Also nephew to former Tennessee and NBA basketball star Allan Houston
- Attended and lettered four years in basketball the Christian Academy of Louisville (Ky.)
- Named to the All-Seventh Region team in Kentucky by the Louisville Courier-Journal as a senior
- Scored over 1,000 points in his high school career

43 • Jermontae Hill • G • 6-6 • 206 • r-Fr.

- First name pronounced "jer-MON-tay"
- Non-scholarship player who red-shirted in 2021-22 and has played in five games this season
- Scored his first career points in a stuff in the closing seconds against Florida Tech
- Skilled big guard who turned down scholarship offers from Boston College and St. John's to walk-on at Georgia Tech (also East Carolina, Florida, Florida State and Kansas State according to 247Sports)
- Ranked as high as the No. 22 player in the state of Georgia according to 247Sports and the No. 67 small forward in the nation ... Ranked among 247's top 100 at one time
- Playmaking wing who can defend various positions and bring toughness to the perimeter
- Prepped following high school at DME Sports Academy in Daytona, Fla.
- Before that, he attended Tucker High School, where he earned first-team all-state honors in Class AAAAAA by the Atlanta Journal-Constitution as a senior in 2020, second-team all-state choice by Hoopseen
- Also named player of the year in the Class AAAAAA South by the Georgia Athletic Coaches Association.

35 • Emmer Nichols • F • 6-6 • 219 • Fr.

- Non-scholarship player who joined the Tech program for the fall, 2022 semester
- Versatile player and left-handed shooter who is skilled in all facets of the game
- No. 42-ranked player in the state of California according to Max Preps
- Played four years at Sacred Heart Preparatory School, serving two years as team captain
- Helped Sacred Heart to a pair of league championships, including a Central Coast Section title in 2021
- As a senior, led SHP to a 25-5 record overall as a senior and 14-0 mark in its league
- Earned second-team Central Coast Section WBAL all-league, first-team all-league in 2020 and 2022 (MVP and defensive player of the year in 2022)



2022-23 SEASON STATISTICS AND RESULTS

Game Records

Record	Overall	Home	Away	Neutral
ALL GAMES	11-17	10-6	1-9	0-2
CONFERENCE	3-14	3-6	0-8	0-0
NON-CONFERENCE	8-3	7-0	1-1	0-2

Score by Periods

Team	1st	2nd	OT	TOT
Georgia Tech	948	952	7	1907
Opponents	962	1008	8	1978

Team Box Score

No.	Player	Overall			Total			3-Point		F-Throw		Rebounds				Other				PTS	AVG	
		GP-GS	MIN	AVG	FG-FGA	FG%	3FG-3FGA	3FG%	FT-FTA	FT%	OFF	DEF	TOT	AVG	PF	DQ	A	TO	BLK			STL
13	KELLY, Miles	28-22	883:06	31.5	132-335	.394	65-182	.357	40-45	.889	10	91	101	3.6	59	0	36	44	1	22	369	13.2
3	COLEMAN, Dallan "Deebo"	28-26	848:57	30.3	87-226	.385	46-140	.329	44-64	.688	11	69	80	2.9	61	0	30	35	7	21	264	9.4
0	TERRY, Lance	24-16	658:12	27.4	79-187	.422	30-84	.357	30-36	.833	11	54	65	2.7	45	1	26	21	5	14	218	9.1
4	FRANKLIN, Ja'von	27-14	682:41	25.3	98-168	.583	0-3	.000	42-59	.712	77	105	182	6.7	59	1	50	31	45	32	238	8.8
14	MOORE, Jalon	27-15	610:24	22.6	80-187	.428	4-33	.121	61-89	.685	55	85	140	5.2	56	0	25	40	26	21	225	8.3
5	SMITH, Deivon	24-13	595:36	24.8	83-208	.399	12-46	.261	13-29	.448	29	106	135	5.6	42	0	89	32	16	22	191	8.0
1	STURDIVANT, Kyle	28-16	599:44	21.4	80-208	.385	31-90	.344	22-39	.564	3	54	57	2.0	46	0	78	45	3	18	213	7.6
24	HOWARD, Rodney	24-16	427:52	17.8	48-88	.545	0-0	.000	11-19	.579	48	55	103	4.3	45	0	28	30	12	7	107	4.5
11	MAXWELL, Tristan	18-2	208:14	11.6	21-80	.263	11-36	.306	7-11	.636	4	14	18	1.0	21	0	15	9	1	6	60	3.3
12	BAGATSKIS, Freds Pauls	8-0	24:21	3.0	3-8	.375	2-6	.333	0-0	.000	0	0	0	0.0	3	0	0	0	0	0	8	1.0
10	MARTYNOV, Cyril	6-0	16:42	2.8	2-5	.400	0-0	.000	1-2	.500	2	4	6	1.0	2	0	0	4	0	0	5	0.8
30	BOYD, Coleman	5-0	06:08	1.2	1-3	.333	1-2	.500	0-0	.000	0	0	0	0.0	1	0	0	1	0	0	3	0.6
23	MEKA, Jordan	10-0	52:29	5.2	2-7	.286	0-0	.000	0-0	.000	6	9	15	1.5	13	1	1	1	4	2	4	0.4
43	HILL, Jermontae	5-0	04:41	0.9	1-1	1.000	0-0	.000	0-0	.000	0	0	0	0.0	2	0	0	1	0	0	2	0.4
33	DANIELS, Brayden	5-0	05:51	1.2	0-2	.000	0-1	.000	0-2	.000	1	3	4	0.8	1	0	1	0	0	0	0	0.0
Team											48	40	88				19					
Total		28	5625		717-1713	.419	202-623	.324	271-395	.686	305	689	994	35.5	456	3	379	313	120	165	1907	68.1
Opponents		28	5625		722-1656	.436	179-589	.304	355-506	.702	306	726	1032	36.9	419	7	406	309	97	165	1978	70.6

Team Statistics

	GATECH	OPP
Scoring	1907	1978
Points per game	68.1	70.6
Scoring margin	-2.5	-
Field goals-att	717-1713	722-1656
Field goal pct	.419	.436
3 point fg-att	202-623	179-589
3-point FG pct	.324	.304
3-pt FG made per game	7.2	6.4
Free throws-att	271-395	355-506
Free throw pct	.686	.702
F-Throws made per game	9.7	12.7
Rebounds	994	1032
Rebounds per game	35.5	36.9
Rebounding margin	-1.4	-
Assists	379	406
Assists per game	13.5	14.5
Turnovers	313	309
Turnovers per game	11.2	11.0
Turnover margin	-0.1	-
Assist/turnover ratio	1.2	1.3
Steals	165	165
Steals per game	5.9	5.9
Blocks	120	97
Blocks per game	4.3	3.5
Winning streak	0	-
Home win streak	3	-
Attendance	74055	95841
Home games-Avg/Game	16-4628	10-9584
Neutral site-Avg/Game	-	2-1440

Team Results

Date	Opponent	Score	Att.
11/07/2022	Clayton St.	W 93-63	3072
11/12/2022	at Georgia St.	W 59-57	4083
11/17/2022	NIU	W 68-50	3269
11/21/2022	vs Utah	L 64-68	1188
11/23/2022	vs Marquette	L 60-84	1691
11/26/2022	North Ala.	W 80-61	3379
11/29/2022	at Iowa	L 65-81	10450
12/02/2022	Northeastern	W 81-63	3494
12/06/2022	Georgia	W 79-77	5810
12/10/2022	at North Carolina	L 59-75	19410
12/17/2022	Alabama St.	W 96-60	3798
12/21/2022	Clemson	L 66-79	4763
12/31/2022	Virginia	L 56-74	5371
01/04/2023	Miami (FL)	W 76-70	4203
01/07/2023	at Florida St.	L 64-75	5536
01/10/2023	at Notre Dame	Lot 72-73	4502
01/14/2023	Pittsburgh	L 60-71	5325
01/17/2023	NC State	L 66-78	4242
01/21/2023	Syracuse	L 63-80	5586
01/24/2023	at Clemson	L 51-72	6923
01/28/2023	Duke	L 43-86	7382
02/01/2023	at Louisville	L 58-68	11416
02/04/2023	at NC State	L 64-72	15473
02/08/2023	Notre Dame	W 70-68	4906
02/11/2023	at Wake Forest	L 70-71	8566
02/15/2023	Virginia Tech	W 77-70	4565
02/18/2023	Florida Tech	W 79-56	4890
02/21/2023	at Pittsburgh	L 68-76	9482

2022-23 SEASON STATISTICS AND RESULTS - ACC ONLY

Game Records

Record	Overall	Home	Away	Neutral
ALL GAMES	3-14	3-6	0-8	0-0
CONFERENCE	3-14	3-6	0-8	0-0
NON-CONFERENCE	0-0	0-0	0-0	0-0

Score by Periods

Team	1st	2nd	OT	TOT
Georgia Tech	550	526	7	1083
Opponents	628	622	8	1258

Team Box Score

No.	Player				Total		3-Point		F-Throw		Rebounds											
		GP-GS	MIN	AVG	FG-FGA	FG%	3FG-3FGA	3FG%	FT-FTA	FT%	OFF	DEF	TOT	AVG	PF	DQ	A	TO	BLK	STL	PTS	AVG
13	KELLY, Miles	17-16	558:51	32.9	80-212	.377	44-124	.355	22-23	.957	5	59	64	3.8	40	0	21	29	1	14	226	13.3
0	TERRY, Lance	13-10	386:42	29.7	44-111	.396	18-50	.360	19-25	.760	8	28	36	2.8	29	1	15	14	3	8	125	9.6
3	COLEMAN, Dallan "Deebo"	17-16	534:00	31.4	53-142	.373	30-92	.326	22-32	.688	4	46	50	2.9	41	0	17	25	5	10	158	9.3
4	FRANKLIN, Ja'von	17-8	422:21	24.8	62-105	.590	0-2	.000	18-29	.621	44	59	103	6.1	35	1	26	22	23	20	142	8.4
1	STURDIVANT, Kyle	17-9	393:32	23.1	52-138	.377	19-64	.297	12-20	.600	2	34	36	2.1	29	0	48	29	1	8	135	7.9
14	MOORE, Jalon	16-10	347:40	21.7	40-104	.385	4-21	.190	32-50	.640	27	47	74	4.6	33	0	19	25	12	10	116	7.3
5	SMITH, Deivon	14-4	344:40	24.6	42-112	.375	10-34	.294	4-11	.364	14	66	80	5.7	26	0	54	18	10	7	98	7.0
24	HOWARD, Rodney	14-11	303:53	21.7	25-50	.500	0-0	.000	5-11	.455	30	32	62	4.4	27	0	16	20	9	3	55	3.9
11	MAXWELL, Tristan	10-1	99:34	10.0	9-35	.257	5-16	.313	2-5	.400	2	8	10	1.0	12	0	6	8	0	4	25	2.5
12	BAGATSKIS, Freds Pauls	3-0	08:17	2.8	1-4	.250	1-4	.250	0-0	.000	0	0	0	0.0	2	0	0	0	0	0	3	1.0
10	MARTYNOV, Cyril	1-0	01:43	1.7	0-0	.000	0-0	.000	0-0	.000	0	0	0	0.0	1	0	0	0	0	0	0	0.0
23	MEKA, Jordan	5-0	23:46	4.8	0-1	.000	0-0	.000	0-0	.000	2	5	7	1.4	7	0	1	0	2	2	0	0.0
Team											27	19	46					12				
Total		17	3425		408-1014	.402	131-407	.322	136-206	.660	165	403	568	33.4	282	2	223	202	66	86	1083	63.7
Opponents		17	3425		454-981	.463	122-365	.334	228-299	.763	156	464	620	36.5	241	4	265	167	58	111	1258	74.0

Team Statistics

	GATECH	OPP
Scoring	1083	1258
Points per game	63.7	74.0
Scoring margin	-10.3	-
Field goals-att	408-1014	454-981
Field goal pct	.402	.463
3 point fg-att	131-407	122-365
3-point FG pct	.322	.334
3-pt FG made per game	7.7	7.2
Free throws-att	136-206	228-299
Free throw pct	.660	.763
F-Throws made per game	8.0	13.4
Rebounds	568	620
Rebounds per game	33.4	36.5
Rebounding margin	-3.1	-
Assists	223	265
Assists per game	13.1	15.6
Turnovers	202	167
Turnovers per game	11.9	9.8
Turnover margin	-2.1	-
Assist/turnover ratio	1.1	1.6
Steals	86	111
Steals per game	5.1	6.5
Blocks	66	58
Blocks per game	3.9	3.4
Winning streak	0	-
Home win streak	2	-
Attendance	46343	81308
Home games-Avg/Game	9-5149	8-10164
Neutral site-Avg/Game	-	0-0

Team Results

Date	Opponent		Score	Att.
12/10/2022	at North Carolina	L	59-75	19410
12/21/2022	Clemson	L	66-79	4763
12/31/2022	Virginia	L	56-74	5371
01/04/2023	Miami (FL)	W	76-70	4203
01/07/2023	at Florida St.	L	64-75	5536
01/10/2023	at Notre Dame	Lot	72-73	4502
01/14/2023	Pittsburgh	L	60-71	5325
01/17/2023	NC State	L	66-78	4242
01/21/2023	Syracuse	L	63-80	5586
01/24/2023	at Clemson	L	51-72	6923
01/28/2023	Duke	L	43-86	7382
02/01/2023	at Louisville	L	58-68	11416
02/04/2023	at NC State	L	64-72	15473
02/08/2023	Notre Dame	W	70-68	4906
02/11/2023	at Wake Forest	L	70-71	8566
02/15/2023	Virginia Tech	W	77-70	4565
02/21/2023	at Pittsburgh	L	68-76	9482

GAME NOTES



**2022-23 Georgia Tech Men's Basketball
Points-rebounds-assists
All games**

Opponent	Date	Score		0	1	3	4	5	10	11	12	13	14	23
				TERRY,LANC	STURDIVANT	COLEMAN,DA	FRANKLIN,J	SMITH,DEIV	MARTYNOV,C	MAXWELL,TR	BAGATSKIS,	KELLY,MILE	MOORE,JALO	MEKA,JORDA
Clayton St.	11/07/2022	93-63	W	16-0-1	10-2-5	9-4-1	7-5-2	10-7-1	1-1-0	4-1-2	0-0-0	10-3-2	11-9-0	DNP
at Georgia St.	11/12/2022	59-57	W	4-5-1	5-3-0	16-5-1	3-2-0	7-4-2	DNP	2-2-0	DNP	15-1-0	7-7-0	0-0-0
NIU	11/17/2022	68-50	W	2-4-1	6-2-4	12-6-1	14-11-2	11-9-6	DNP	2-2-0	DNP	13-2-0	6-6-0	DNP
vs Utah	11/21/2022	64-68	L	0-2-0	7-1-3	11-3-0	11-8-3	15-6-4	DNP	9-0-2	DNP	9-4-0	2-2-0	DNP
vs Marquette	11/23/2022	60-84	L	6-0-0	10-2-2	6-2-0	17-14-2	6-6-2	DNP	0-2-0	3-0-0	8-3-1	2-2-0	DNP
North Ala.	11/26/2022	80-61	W	12-4-3	5-0-0	14-0-0	4-4-3	16-4-4	2-1-0	DNP	0-0-0	12-6-3	13-8-1	DNP
at Iowa	11/29/2022	65-81	L	2-2-2	3-1-1	12-0-0	7-7-4	10-8-4	DNP	0-0-1	DNP	21-4-1	10-8-0	0-0-0
Northeastern	12/02/2022	81-63	W	11-5-0	7-0-2	6-2-0	7-5-3	6-4-3	0-2-0	0-1-0	DNP	16-4-0	16-9-2	0-3-0
Georgia	12/06/2022	79-77	W	8-0-1	4-1-1	7-2-3	13-9-1	10-5-6	DNP	DNP	DNP	17-5-2	12-2-0	DNP
at North Carolina	12/10/2022	59-75	L	9-2-1	1-2-3	13-1-0	0-0-1	0-4-3	DNP	0-1-0	DNP	15-4-0	15-5-1	0-1-0
Alabama St.	12/17/2022	96-60	W	13-3-1	13-8-7	5-4-2	DNP	2-2-3	2-2-0	18-0-4	0-0-0	10-2-3	15-7-2	4-4-0
Clemson	12/21/2022	66-79	L	2-0-2	14-1-0	5-3-0	7-0-0	4-4-2	DNP	0-0-1	DNP	17-5-1	12-9-4	DNP
Virginia	12/31/2022	56-74	L	7-2-1	2-2-8	6-4-1	11-9-0	0-1-0	DNP	DNP	DNP	20-1-0	2-1-0	DNP
Miami (FL)	01/04/2023	76-70	W	24-6-0	0-1-0	14-6-3	0-2-1	4-7-5	DNP	DNP	DNP	20-4-1	10-6-2	DNP
at Florida St.	01/07/2023	64-75	L	17-5-0	0-0-2	11-3-3	6-3-0	7-7-6	DNP	0-2-0	DNP	16-2-2	7-5-0	DNP
at Notre Dame	01/10/2023	72-73	Lot	4-2-1	18-2-1	6-4-1	12-12-3	16-10-7	DNP	3-2-0	DNP	11-3-1	DNP	DNP
Pittsburgh	01/14/2023	60-71	L	2-2-1	5-2-5	13-1-2	2-1-0	15-11-1	DNP	8-1-2	DNP	6-3-3	3-2-0	DNP
NC State	01/17/2023	66-78	L	9-3-2	9-5-3	4-1-1	5-5-0	4-4-2	DNP	0-0-0	DNP	9-1-2	17-8-1	DNP
Syracuse	01/21/2023	63-80	L	DNP	7-1-2	17-2-2	2-2-2	9-4-7	DNP	DNP	DNP	13-4-4	11-5-2	0-1-0
at Clemson	01/24/2023	51-72	L	DNP	4-2-5	7-4-1	12-5-0	11-10-4	DNP	DNP	DNP	9-2-1	8-6-0	0-0-0
Duke	01/28/2023	43-86	L	DNP	2-1-3	5-1-0	6-2-1	5-3-5	0-0-0	10-1-2	0-0-0	5-3-0	1-3-0	DNP
at Louisville	02/01/2023	58-68	L	DNP	17-4-4	8-4-1	8-12-1	DNP	DNP	2-0-1	3-0-0	16-3-1	4-8-1	DNP
at NC State	02/04/2023	64-72	L	10-2-0	13-4-4	8-5-0	16-8-5	0-1-0	DNP	0-1-0	DNP	17-9-0	0-0-0	0-3-0
Notre Dame	02/08/2023	70-68	W	19-3-3	12-3-0	11-4-0	16-9-3	8-9-7	DNP	DNP	DNP	4-2-1	0-3-1	DNP
at Wake Forest	02/11/2023	70-71	L	8-2-1	5-1-1	6-1-0	14-15-2	15-5-5	DNP	2-2-0	DNP	9-7-0	9-3-3	DNP
Virginia Tech	02/15/2023	77-70	W	14-4-3	10-2-2	21-5-1	10-10-3	DNP	DNP	DNP	DNP	15-6-2	7-6-3	0-2-1
Florida Tech	02/18/2023	79-56	W	19-4-1	8-1-5	8-2-5	13-14-4	DNP	0-0-0	DNP	2-0-0	12-3-3	15-6-1	0-1-0
at Pittsburgh	02/21/2023	68-76	L	0-3-0	16-3-5	3-1-1	15-8-4	DNP	DNP	DNP	0-0-0	24-5-2	10-4-1	DNP



**2022-23 Georgia Tech Men's Basketball
Points-rebounds-assists
All games**

Opponent	Date	Score	W	24	30	33	43
				HOWARD,ROD	BOYD,COLEM	DANIELS,BR	HILL,JERMO
Clayton St.	11/07/2022	93-63	W	15-13-3	0-0-0	0-1-0	0-0-0
at Georgia St.	11/12/2022	59-57	W	0-3-3	DNP	DNP	DNP
NIU	11/17/2022	68-50	W	2-0-0	DNP	DNP	DNP
vs Utah	11/21/2022	64-68	L	0-2-0	DNP	DNP	DNP
vs Marquette	11/23/2022	60-84	L	2-2-0	DNP	DNP	DNP
North Ala.	11/26/2022	80-61	W	2-2-2	0-0-0	0-0-0	0-0-0
at Iowa	11/29/2022	65-81	L	DNP	DNP	DNP	DNP
Northeastern	12/02/2022	81-63	W	12-7-1	0-0-0	0-1-0	0-0-0
Georgia	12/06/2022	79-77	W	8-1-0	DNP	DNP	DNP
at North Carolina	12/10/2022	59-75	L	6-2-1	DNP	DNP	DNP
Alabama St.	12/17/2022	96-60	W	11-11-3	3-0-0	0-0-0	0-0-0
Clemson	12/21/2022	66-79	L	5-6-0	DNP	DNP	DNP
Virginia	12/31/2022	56-74	L	8-5-1	DNP	DNP	DNP
Miami (FL)	01/04/2023	76-70	W	4-8-3	DNP	DNP	DNP
at Florida St.	01/07/2023	64-75	L	0-4-2	DNP	DNP	DNP
at Notre Dame	01/10/2023	72-73	Lot	2-3-0	DNP	DNP	DNP
Pittsburgh	01/14/2023	60-71	L	6-10-1	DNP	DNP	DNP
NC State	01/17/2023	66-78	L	9-7-5	DNP	DNP	DNP
Syracuse	01/21/2023	63-80	L	4-4-1	DNP	DNP	DNP
at Clemson	01/24/2023	51-72	L	0-3-0	DNP	DNP	DNP
Duke	01/28/2023	43-86	L	9-6-1	DNP	DNP	DNP
at Louisville	02/01/2023	58-68	L	0-1-1	DNP	DNP	DNP
at NC State	02/04/2023	64-72	L	DNP	DNP	DNP	DNP
Notre Dame	02/08/2023	70-68	W	0-2-0	DNP	DNP	DNP
at Wake Forest	02/11/2023	70-71	L	2-1-0	DNP	DNP	DNP
Virginia Tech	02/15/2023	77-70	W	DNP	DNP	DNP	DNP
Florida Tech	02/18/2023	79-56	W	0-0-0	0-0-0	0-2-1	2-0-0
at Pittsburgh	02/21/2023	68-76	L	DNP	DNP	DNP	DNP



**2022-23 Georgia Tech Men's Basketball
Team Game-by-Game
All games**

Opponent	Date	Score	W	Total		3-Pointers		Free throws		Rebounds				PF	A	TO	BLK	STL	PTS	AVG
				FG-FGA	PCT	3FG-3FGA	PCT	FT-FTA	PCT	OFF	DEF	TOT	AVG							
Clayton St.	11/07/2022	93-63	W	35-73	.479	7-20	.350	16-24	.667	21	31	52	52.0	15	17	11	6	8	93	93.0
at Georgia St.	11/12/2022	59-57	W	19-48	.396	3-8	.375	18-27	.667	7	26	33	42.5	18	7	13	3	7	59	76.0
NIU	11/17/2022	68-50	W	27-69	.391	5-18	.278	9-13	.692	13	35	48	44.3	16	14	11	10	7	68	73.3
vs Utah	11/21/2022	64-68	L	24-69	.348	5-23	.217	11-20	.550	18	17	35	42.0	17	12	5	4	13	64	71.0
vs Marquette	11/23/2022	60-84	L	22-65	.338	7-23	.304	9-10	.900	12	25	37	41.0	17	7	13	5	4	60	68.8
North Ala.	11/26/2022	80-61	W	31-52	.596	6-19	.316	12-16	.750	6	23	29	39.0	9	16	14	5	8	80	70.7
at Iowa	11/29/2022	65-81	L	25-64	.391	7-23	.304	8-10	.800	15	20	35	38.4	21	13	11	1	6	65	69.9
Northeastern	12/02/2022	81-63	W	28-63	.444	5-16	.313	20-26	.769	15	31	46	39.4	17	11	9	4	5	81	71.3
Georgia	12/06/2022	79-77	W	30-63	.476	5-19	.263	14-19	.737	11	18	29	38.2	11	14	7	5	7	79	72.1
at North Carolina	12/10/2022	59-75	L	22-54	.407	9-26	.346	6-8	.750	1	21	22	36.6	20	10	11	5	8	59	70.8
Alabama St.	12/17/2022	96-60	W	37-68	.544	13-24	.542	9-13	.692	7	38	45	37.4	17	25	5	8	5	96	73.1
Clemson	12/21/2022	66-79	L	25-58	.431	5-23	.217	11-18	.611	5	23	28	36.6	17	10	11	5	4	66	72.5
Virginia	12/31/2022	56-74	L	20-45	.444	7-16	.438	9-13	.692	8	22	30	36.1	16	11	23	1	6	56	71.2
Miami (FL)	01/04/2023	76-70	W	25-61	.410	9-24	.375	17-19	.895	14	32	46	36.8	17	15	15	2	3	76	71.6
at Florida St.	01/07/2023	64-75	L	23-57	.404	9-24	.375	9-12	.750	9	23	32	36.5	12	15	13	1	6	64	71.1
at Notre Dame	01/10/2023	72-73	Lot	27-66	.409	8-27	.296	10-12	.833	14	28	42	36.8	18	14	14	5	7	72	71.1
Pittsburgh	01/14/2023	60-71	L	24-66	.364	12-29	.414	0-3	.000	14	26	40	37.0	16	15	10	2	0	60	70.5
NC State	01/17/2023	66-78	L	28-71	.394	2-21	.095	8-19	.421	18	18	36	36.9	18	16	10	3	8	66	70.2
Syracuse	01/21/2023	63-80	L	25-58	.431	10-31	.323	3-6	.500	8	19	27	36.4	17	20	16	5	3	63	69.8
at Clemson	01/24/2023	51-72	L	22-64	.344	4-23	.174	3-4	.750	11	23	34	36.3	14	11	10	4	5	51	68.9
Duke	01/28/2023	43-86	L	17-55	.309	5-22	.227	4-6	.667	5	17	22	35.6	17	12	11	5	4	43	67.7
at Louisville	02/01/2023	58-68	L	18-61	.295	7-27	.259	15-24	.625	12	20	32	35.5	19	10	5	5	9	58	67.2
at NC State	02/04/2023	64-72	L	26-59	.441	8-24	.333	4-6	.667	10	27	37	35.5	17	9	17	5	5	64	67.1
Notre Dame	02/08/2023	70-68	W	27-60	.450	8-21	.381	8-12	.667	8	28	36	35.5	14	15	9	3	3	70	67.2
at Wake Forest	02/11/2023	70-71	L	27-66	.409	8-19	.421	8-8	1.000	15	24	39	35.7	20	12	11	4	7	70	67.3
Virginia Tech	02/15/2023	77-70	W	26-58	.448	11-22	.500	14-26	.538	10	31	41	35.9	13	15	12	8	8	77	67.7
Florida Tech	02/18/2023	79-56	W	31-65	.477	8-23	.348	9-11	.818	15	22	37	35.9	16	20	12	3	9	79	68.1
at Pittsburgh	02/21/2023	68-76	L	26-55	.473	9-28	.321	7-10	.700	3	21	24	35.5	17	13	4	3	0	68	68.1
Total		1907		717-1713	.419	202-623	.324	271-395	.686	305	689	994	35.5	456	379	313	120	165	1907	68.1
Opponents		1978		722-1656	.436	179-589	.304	355-506	.702	306	726	1032	36.9	419	406	309	97	165	1978	70.6

Georgia Tech Averages

Games Played	Points/game	FG Pct	3FG Pct	FT Pct	Rebounds/game	Assists/game	Turnovers/game	Assist/Turnover ratio	Steals/game	Blocks/game
28	68.1	41.9	32.4	68.6	35.5	13.5	11.2	1.2	5.9	4.3



**2022-23 Georgia Tech Men's Basketball
Opponents Game-by-Game
All games**

Opponent	Date	Score	W	Total		3-Pointers		Free throws		Rebounds				PF	A	TO	BLK	STL	PTS	AVG
				FG-FGA	PCT	3FG-3FGA	PCT	FT-FTA	PCT	OFF	DEF	TOT	AVG							
Clayton St.	11/07/2022	93-63	W	26-70	.371	4-22	.182	7-11	.636	14	18	32	32.0	18	13	13	2	6	63	63.0
at Georgia St.	11/12/2022	59-57	W	21-57	.368	2-14	.143	13-21	.619	14	22	36	34.0	26	11	15	2	8	57	60.0
NIU	11/17/2022	68-50	W	18-67	.269	5-24	.208	9-21	.429	20	27	47	38.3	16	11	14	3	5	50	56.7
vs Utah	11/21/2022	64-68	L	24-52	.462	5-16	.313	15-21	.714	14	31	45	40.0	17	9	19	5	2	68	59.5
vs Marquette	11/23/2022	60-84	L	29-61	.475	9-23	.391	17-22	.773	10	31	41	40.2	15	14	11	6	7	84	64.4
North Ala.	11/26/2022	80-61	W	26-62	.419	4-18	.222	5-11	.455	15	17	32	38.8	14	14	16	0	7	61	63.8
at Iowa	11/29/2022	65-81	L	27-60	.450	9-26	.346	18-31	.581	19	25	44	39.6	11	21	9	6	5	81	66.3
Northeastern	12/02/2022	81-63	W	22-62	.355	5-25	.200	14-22	.636	13	23	36	39.1	17	14	11	6	4	63	65.9
Georgia	12/06/2022	79-77	W	31-58	.534	6-13	.462	9-16	.563	9	22	31	38.2	16	15	11	3	2	77	67.1
at North Carolina	12/10/2022	59-75	L	27-57	.474	3-13	.231	18-24	.750	12	31	43	38.7	11	15	11	1	5	75	67.9
Alabama St.	12/17/2022	96-60	W	23-66	.348	4-20	.200	10-15	.667	7	27	34	38.3	14	10	7	2	3	60	67.2
Clemson	12/21/2022	66-79	L	31-62	.500	5-18	.278	12-13	.923	8	32	40	38.4	22	20	11	3	3	79	68.2
Virginia	12/31/2022	56-74	L	27-57	.474	10-22	.455	10-16	.625	11	20	31	37.8	14	21	11	3	14	74	68.6
Miami (FL)	01/04/2023	76-70	W	24-68	.353	5-32	.156	17-25	.680	16	20	36	37.7	17	12	7	3	13	70	68.7
at Florida St.	01/07/2023	64-75	L	30-61	.492	10-25	.400	5-8	.625	8	26	34	37.5	11	23	9	0	5	75	69.1
at Notre Dame	01/10/2023	72-73	Lot	25-59	.424	9-24	.375	14-19	.737	7	26	33	37.2	15	12	14	6	7	73	69.4
Pittsburgh	01/14/2023	60-71	L	24-56	.429	6-20	.300	17-20	.850	6	29	35	37.1	12	5	3	4	6	71	69.5
NC State	01/17/2023	66-78	L	27-53	.509	7-21	.333	17-20	.850	8	31	39	37.2	19	15	15	7	6	78	69.9
Syracuse	01/21/2023	63-80	L	31-56	.554	6-14	.429	12-18	.667	9	24	33	36.9	12	18	8	5	8	80	70.5
at Clemson	01/24/2023	51-72	L	27-51	.529	9-20	.450	9-11	.818	3	30	33	36.8	9	18	11	3	5	72	70.6
Duke	01/28/2023	43-86	L	34-61	.557	9-23	.391	9-15	.600	14	30	44	37.1	11	24	9	6	5	86	71.3
at Louisville	02/01/2023	58-68	L	21-46	.457	7-19	.368	19-26	.731	9	37	46	37.5	20	10	15	1	5	68	71.1
at NC State	02/04/2023	64-72	L	26-62	.419	7-21	.333	13-17	.765	12	24	36	37.4	10	14	9	5	9	72	71.2
Notre Dame	02/08/2023	70-68	W	23-56	.411	8-24	.333	14-15	.933	5	27	32	37.2	14	11	7	2	4	68	71.0
at Wake Forest	02/11/2023	70-71	L	23-52	.442	6-22	.273	19-24	.792	7	24	31	37.0	11	14	10	3	6	71	71.0
Virginia Tech	02/15/2023	77-70	W	30-73	.411	6-23	.261	4-8	.500	15	25	40	37.1	21	19	10	4	9	70	71.0
Florida Tech	02/18/2023	79-56	W	21-60	.350	4-23	.174	10-16	.625	15	19	34	37.0	14	9	16	4	5	56	70.4
at Pittsburgh	02/21/2023	68-76	L	24-51	.471	9-24	.375	19-20	.950	6	28	34	36.9	12	14	7	2	1	76	70.6
Total		1978		722-1656	.436	179-589	.304	355-506	.702	306	726	1032	36.9	419	406	309	97	165	1978	70.6
Georgia Tech		1907		717-1713	.419	202-623	.324	271-395	.686	305	689	994	35.5	456	379	313	120	165	1907	68.1

Opponents Averages

Games Played	Points/game	FG Pct	3FG Pct	FT Pct	Rebounds/game	Assists/game	Turnovers/game	Assist/Turnover ratio	Steals/game	Blocks/game
28	70.6	43.6	30.4	70.2	36.9	14.5	11.0	1.3	5.9	3.5



**2022-23 Georgia Tech Men's Basketball
Individual Game-by-Game
All games**

#0 TERRY, Lance

Opponent	Date	GS	MIN	Total		3-Pointers		Free throws		Rebounds				PF	A	TO	BLK	STL	PTS	AVG	
				FG-FGA	PCT	3FG-3FGA	PCT	FT-FTA	PCT	OFF	DEF	TOT	AVG								
Clayton St.	11/07/2022	*	23:54	5-10	.500	4-8	.500	2-2	1.000	0	0	0	0.0	1	1	0	0	1	16	16.0	
at Georgia St.	11/12/2022	*	30:22	2-4	.500	0-0	.000	0-0	.000	0	5	5	2.5	1	1	2	0	0	4	10.0	
NIU	11/17/2022	*	26:52	1-5	.200	0-1	.000	0-0	.000	0	4	4	3.0	1	1	0	0	2	2	7.3	
vs Utah	11/21/2022	*	26:41	0-5	.000	0-2	.000	0-0	.000	0	2	2	2.8	2	0	0	0	1	0	5.5	
vs Marquette	11/23/2022	*	26:25	2-7	.286	2-4	.500	0-0	.000	0	0	0	2.2	2	0	0	0	0	6	5.6	
North Ala.	11/26/2022		24:03	4-6	.667	2-4	.500	2-2	1.000	1	3	4	2.5	3	3	1	0	1	12	6.7	
at Iowa	11/29/2022		18:05	1-6	.167	0-4	.000	0-0	.000	0	2	2	2.4	1	2	0	0	0	2	6.0	
Northeastern	12/02/2022		19:52	5-6	.833	0-1	.000	1-1	1.000	1	4	5	2.8	1	0	1	0	1	11	6.6	
Georgia	12/06/2022		20:25	3-6	.500	0-2	.000	2-2	1.000	0	0	0	2.4	0	1	0	1	0	8	6.8	
at North Carolina	12/10/2022		24:32	3-8	.375	2-6	.333	1-2	.500	0	2	2	2.4	2	1	0	1	0	9	7.0	
Alabama St.	12/17/2022		21:07	5-6	.833	2-3	.667	1-1	1.000	0	3	3	2.5	1	1	1	0	0	13	7.5	
Clemson	12/21/2022		18:25	1-4	.250	0-2	.000	0-0	.000	0	0	0	2.3	2	2	0	0	0	2	7.1	
Virginia	12/31/2022	*	27:38	2-5	.400	1-2	.500	2-2	1.000	1	1	2	2.2	3	1	2	0	0	7	7.1	
Miami (FL)	01/04/2023	*	40:00	8-13	.615	4-5	.800	4-6	.667	2	4	6	2.5	2	0	2	1	1	24	8.3	
at Florida St.	01/07/2023	*	37:42	6-15	.400	3-6	.500	2-2	1.000	0	5	5	2.7	2	0	0	0	3	17	8.9	
at Notre Dame	01/10/2023	*	34:55	1-9	.111	0-4	.000	2-2	1.000	0	2	2	2.6	3	1	0	0	1	4	8.6	
Pittsburgh	01/14/2023	*	26:16	1-6	.167	0-2	.000	0-0	.000	0	2	2	2.6	4	1	0	0	0	2	8.2	
NC State	01/17/2023		18:47	3-9	.333	1-5	.200	2-3	.667	1	2	3	2.6	1	2	1	0	1	9	8.2	
at NC State	02/04/2023	*	38:14	4-9	.444	1-4	.250	1-1	1.000	2	0	2	2.6	0	0	4	0	0	10	8.3	
Notre Dame	02/08/2023	*	40:00	8-15	.533	3-6	.500	0-0	.000	1	2	3	2.6	3	3	2	0	0	19	8.9	
at Wake Forest	02/11/2023	*	25:42	3-4	.750	1-1	1.000	1-1	1.000	0	2	2	2.6	1	1	2	0	2	8	8.8	
Virginia Tech	02/15/2023	*	40:00	4-10	.400	2-5	.400	4-6	.667	1	3	4	2.6	1	3	0	1	0	14	9.0	
Florida Tech	02/18/2023	*	33:44	7-15	.467	2-5	.400	3-3	1.000	1	3	4	2.7	3	1	2	1	0	19	9.5	
at Pittsburgh	02/21/2023	*	14:31	0-4	.000	0-2	.000	0-0	.000	0	3	3	2.7	5	0	1	0	0	0	9.1	
Totals			16	658:12	79-187	.422	30-84	.357	30-36	.833	11	54	65	2.7	45	26	21	5	14	218	9.1

Player Averages

Games Played	Minutes/game	Points/game	FG Pct	3FG Pct	FT Pct	Rebounds/game	Assists/game	Turnovers/game	Assist/Turnover ratio	Steals/game	Blocks/game
24	27.4	9.1	42.2	35.7	83.3	2.7	1.1	0.9	1.2	0.6	0.2



**2022-23 Georgia Tech Men's Basketball
Individual Game-by-Game
All games**

#1 STURDIVANT, Kyle

Opponent	Date	GS	MIN	Total		3-Pointers		Free throws		Rebounds				PF	A	TO	BLK	STL	PTS	AVG
				FG-FGA	PCT	3FG-3FGA	PCT	FT-FTA	PCT	OFF	DEF	TOT	AVG							
Clayton St.	11/07/2022	*	26:05	2-6	.333	0-0	.000	6-8	.750	1	1	2	2.0	2	5	2	0	2	10	10.0
at Georgia St.	11/12/2022	*	17:38	2-5	.400	0-0	.000	1-4	.250	0	3	3	2.5	1	0	2	0	1	5	7.5
NIU	11/17/2022	*	20:41	2-6	.333	1-1	1.000	1-2	.500	0	2	2	2.3	1	4	3	0	1	6	7.0
vs Utah	11/21/2022	*	16:10	3-6	.500	1-3	.333	0-0	.000	0	1	1	2.0	2	3	0	0	1	7	7.0
vs Marquette	11/23/2022	*	24:45	4-8	.500	2-4	.500	0-0	.000	0	2	2	2.0	2	2	1	1	1	10	7.6
North Ala.	11/26/2022		18:21	2-6	.333	1-4	.250	0-1	.000	0	0	0	1.7	0	0	4	0	1	5	7.2
at Iowa	11/29/2022		13:18	1-5	.200	1-2	.500	0-0	.000	0	1	1	1.6	3	1	0	0	1	3	6.6
Northeastern	12/02/2022		14:20	2-9	.222	1-3	.333	2-4	.500	0	0	0	1.4	2	2	1	0	0	7	6.6
Georgia	12/06/2022		07:14	2-5	.400	0-2	.000	0-0	.000	0	1	1	1.3	0	1	0	0	0	4	6.3
at North Carolina	12/10/2022		15:51	0-6	.000	0-3	.000	1-2	.500	0	2	2	1.4	0	3	1	0	0	1	5.8
Alabama St.	12/17/2022	*	24:03	5-10	.500	3-4	.750	0-0	.000	0	8	8	2.0	2	7	1	1	0	13	6.5
Clemson	12/21/2022	*	21:32	6-10	.600	1-4	.250	1-2	.500	0	1	1	1.9	3	0	2	0	0	14	7.1
Virginia	12/31/2022	*	29:40	1-4	.250	0-2	.000	0-0	.000	0	2	2	1.9	2	8	5	0	1	2	6.7
Miami (FL)	01/04/2023		08:03	0-2	.000	0-2	.000	0-0	.000	0	1	1	1.9	2	0	1	0	0	0	6.2
at Florida St.	01/07/2023		04:50	0-1	.000	0-1	.000	0-0	.000	0	0	0	1.7	0	2	2	0	0	0	5.8
at Notre Dame	01/10/2023		18:39	7-12	.583	2-3	.667	2-2	1.000	0	2	2	1.8	2	1	0	0	1	18	6.6
Pittsburgh	01/14/2023		20:11	2-7	.286	1-4	.250	0-0	.000	1	1	2	1.8	0	5	1	0	0	5	6.5
NC State	01/17/2023	*	29:37	3-9	.333	1-3	.333	2-3	.667	0	5	5	1.9	4	3	1	0	2	9	6.6
Syracuse	01/21/2023		18:42	3-8	.375	1-6	.167	0-0	.000	0	1	1	1.9	2	2	3	0	0	7	6.6
at Clemson	01/24/2023		24:08	2-9	.222	0-3	.000	0-0	.000	1	1	2	1.9	0	5	3	0	0	4	6.5
Duke	01/28/2023		19:23	1-3	.333	0-1	.000	0-0	.000	0	1	1	1.9	2	3	1	0	0	2	6.3
at Louisville	02/01/2023	*	37:40	5-16	.313	2-9	.222	5-7	.714	0	4	4	2.0	1	4	2	0	1	17	6.8
at NC State	02/04/2023	*	37:56	5-10	.500	3-6	.500	0-0	.000	0	4	4	2.0	3	4	3	0	2	13	7.0
Notre Dame	02/08/2023	*	34:21	5-10	.500	2-5	.400	0-0	.000	0	3	3	2.1	2	0	1	0	0	12	7.3
at Wake Forest	02/11/2023	*	14:12	2-8	.250	1-1	1.000	0-0	.000	0	1	1	2.0	2	1	1	0	0	5	7.2
Virginia Tech	02/15/2023	*	21:02	3-10	.300	3-5	.600	1-4	.250	0	2	2	2.0	2	2	2	1	1	10	7.3
Florida Tech	02/18/2023	*	23:37	3-4	.750	2-3	.667	0-0	.000	0	1	1	2.0	2	5	2	0	2	8	7.3
at Pittsburgh	02/21/2023	*	37:46	7-13	.538	2-6	.333	0-0	.000	0	3	3	2.0	2	5	0	0	0	16	7.6
Totals			16 599:44	80-208	.385	31-90	.344	22-39	.564	3	54	57	2.0	46	78	45	3	18	213	7.6

Player Averages

Games Played	Minutes/ game	Points/ game	FG Pct	3FG Pct	FT Pct	Rebounds/ game	Assists/ game	Turnovers/ game	Assist/Turnover ratio	Steals/ game	Blocks/ game
28	21.4	7.6	38.5	34.4	56.4	2.0	2.8	1.6	1.7	0.6	0.1



**2022-23 Georgia Tech Men's Basketball
Individual Game-by-Game
All games**

#3 COLEMAN, Dallan "Deebo"

Opponent	Date	GS	MIN	Total		3-Pointers		Free throws		Rebounds				PF	A	TO	BLK	STL	PTS	AVG	
				FG-FGA	PCT	3FG-3FGA	PCT	FT-FTA	PCT	OFF	DEF	TOT	AVG								
Clayton St.	11/07/2022	*	27:31	4-6	.667	1-2	.500	0-0	.000	0	4	4	4.0	0	1	1	1	1	9	9.0	
at Georgia St.	11/12/2022	*	36:59	3-7	.429	1-2	.500	9-13	.692	2	3	5	4.5	1	1	0	0	0	16	12.5	
NIU	11/17/2022	*	29:00	4-8	.500	3-6	.500	1-2	.500	1	5	6	5.0	2	1	1	0	0	12	12.3	
vs Utah	11/21/2022	*	34:18	3-11	.273	2-8	.250	3-4	.750	1	2	3	4.5	2	0	2	1	2	11	12.0	
vs Marquette	11/23/2022	*	25:31	2-8	.250	2-7	.286	0-0	.000	1	1	2	4.0	3	0	3	0	0	6	10.8	
North Ala.	11/26/2022	*	24:38	3-5	.600	2-4	.500	6-6	1.000	0	0	0	3.3	0	0	0	0	0	14	11.3	
at Iowa	11/29/2022	*	30:27	4-10	.400	2-6	.333	2-3	.667	0	0	0	2.9	4	0	1	0	0	12	11.4	
Northeastern	12/02/2022	*	23:11	3-7	.429	0-3	.000	0-0	.000	0	2	2	2.8	2	0	1	0	0	6	10.8	
Georgia	12/06/2022	*	35:06	3-8	.375	1-4	.250	0-2	.000	1	1	2	2.7	3	3	1	0	2	7	10.3	
at North Carolina	12/10/2022	*	29:24	4-7	.571	3-5	.600	2-2	1.000	0	1	1	2.5	1	0	1	1	0	13	10.6	
Alabama St.	12/17/2022		15:18	2-5	.400	0-1	.000	1-2	.500	0	4	4	2.6	0	2	0	0	2	5	10.1	
Clemson	12/21/2022		26:44	2-6	.333	1-5	.200	0-2	.000	0	3	3	2.7	3	0	2	0	0	5	9.7	
Virginia	12/31/2022	*	33:54	2-6	.333	1-3	.333	1-2	.500	0	4	4	2.8	3	1	4	0	0	6	9.4	
Miami (FL)	01/04/2023	*	36:07	4-13	.308	2-8	.250	4-4	1.000	2	4	6	3.0	4	3	2	0	1	14	9.7	
at Florida St.	01/07/2023	*	28:12	4-7	.571	2-5	.400	1-2	.500	1	2	3	3.0	2	3	2	0	1	11	9.8	
at Notre Dame	01/10/2023	*	27:11	2-8	.250	0-6	.000	2-2	1.000	0	4	4	3.1	2	1	1	0	0	6	9.6	
Pittsburgh	01/14/2023	*	33:36	5-12	.417	3-8	.375	0-0	.000	0	1	1	2.9	4	2	1	0	0	13	9.8	
NC State	01/17/2023	*	20:33	2-7	.286	0-4	.000	0-1	.000	0	1	1	2.8	1	1	0	0	0	4	9.4	
Syracuse	01/21/2023	*	40:00	6-9	.667	5-8	.625	0-0	.000	0	2	2	2.8	1	2	1	0	0	17	9.8	
at Clemson	01/24/2023	*	36:00	3-13	.231	1-7	.143	0-0	.000	0	4	4	2.9	2	1	1	0	2	7	9.7	
Duke	01/28/2023	*	32:07	2-8	.250	1-4	.250	0-0	.000	0	1	1	2.8	1	0	2	2	1	5	9.5	
at Louisville	02/01/2023	*	36:15	2-8	.250	2-6	.333	2-4	.500	0	4	4	2.8	2	1	1	1	2	8	9.4	
at NC State	02/04/2023	*	36:58	3-10	.300	1-5	.200	1-2	.500	1	4	5	2.9	4	0	2	0	2	8	9.3	
Notre Dame	02/08/2023	*	20:40	3-8	.375	2-5	.400	3-3	1.000	0	4	4	3.0	3	0	1	0	0	11	9.4	
at Wake Forest	02/11/2023	*	20:11	2-4	.500	2-4	.500	0-0	.000	0	1	1	2.9	4	0	1	0	0	6	9.3	
Virginia Tech	02/15/2023	*	36:09	6-10	.600	3-4	.750	6-8	.750	0	5	5	3.0	1	1	3	1	1	21	9.7	
Florida Tech	02/18/2023	*	32:58	3-9	.333	2-5	.400	0-0	.000	1	1	2	2.9	3	5	0	0	4	8	9.7	
at Pittsburgh	02/21/2023	*	40:00	1-6	.167	1-5	.200	0-0	.000	0	1	1	2.9	3	1	0	0	0	3	9.4	
Totals			26	848:57	87-226	.385	46-140	.329	44-64	.688	11	69	80	2.9	61	30	35	7	21	264	9.4

Player Averages

Games Played	Minutes/ game	Points/ game	FG Pct	3FG Pct	FT Pct	Rebounds/ game	Assists/ game	Turnovers/ game	Assist/Turnover ratio	Steals/ game	Blocks/ game
28	30.3	9.4	38.5	32.9	68.8	2.9	1.1	1.3	0.9	0.8	0.3



**2022-23 Georgia Tech Men's Basketball
Individual Game-by-Game
All games**

#4 FRANKLIN, Ja'von

Opponent	Date	GS	MIN	Total		3-Pointers		Free throws		Rebounds				PF	A	TO	BLK	STL	PTS	AVG
				FG-FGA	PCT	3FG-3FGA	PCT	FT-FTA	PCT	OFF	DEF	TOT	AVG							
Clayton St.	11/07/2022		18:30	3-5	.600	0-1	.000	1-1	1.000	1	4	5	5.0	1	2	0	2	0	7	7.0
at Georgia St.	11/12/2022		11:27	1-4	.250	0-0	.000	1-2	.500	1	1	2	3.5	3	0	1	2	0	3	5.0
NIU	11/17/2022		30:09	6-9	.667	0-0	.000	2-2	1.000	5	6	11	6.0	4	2	0	5	0	14	8.0
vs Utah	11/21/2022		31:31	3-7	.429	0-0	.000	5-6	.833	6	2	8	6.5	2	3	0	1	3	11	8.8
vs Marquette	11/23/2022	*	35:23	6-9	.667	0-0	.000	5-6	.833	5	9	14	8.0	3	2	0	2	1	17	10.4
North Ala.	11/26/2022	*	22:39	2-2	1.000	0-0	.000	0-0	.000	1	3	4	7.3	2	3	2	4	1	4	9.3
at Iowa	11/29/2022	*	29:18	2-6	.333	0-0	.000	3-3	1.000	2	5	7	7.3	3	4	2	1	1	7	9.0
Northeastern	12/02/2022	*	22:48	3-6	.500	0-0	.000	1-2	.500	2	3	5	7.0	1	3	2	1	3	7	8.8
Georgia	12/06/2022	*	27:11	4-6	.667	0-0	.000	5-6	.833	4	5	9	7.2	2	1	1	2	2	13	9.2
at North Carolina	12/10/2022	*	06:26	0-1	.000	0-0	.000	0-0	.000	0	0	0	6.5	1	1	0	0	0	0	8.3
Clemson	12/21/2022		14:25	3-6	.500	0-1	.000	1-1	1.000	0	0	0	5.9	2	0	1	2	1	7	8.2
Virginia	12/31/2022		22:20	5-9	.556	0-0	.000	1-4	.250	5	4	9	6.2	2	0	1	0	1	11	8.4
Miami (FL)	01/04/2023		13:51	0-1	.000	0-0	.000	0-0	.000	1	1	2	5.8	2	1	2	0	0	0	7.8
at Florida St.	01/07/2023		18:07	3-4	.750	0-0	.000	0-0	.000	1	2	3	5.6	1	0	0	0	1	6	7.6
at Notre Dame	01/10/2023	*	44:57	5-7	.714	0-0	.000	2-4	.500	6	6	12	6.1	1	3	0	4	1	12	7.9
Pittsburgh	01/14/2023		06:22	1-2	.500	0-0	.000	0-0	.000	1	0	1	5.8	1	0	0	0	0	2	7.6
NC State	01/17/2023		18:59	2-4	.500	0-0	.000	1-1	1.000	4	1	5	5.7	0	0	0	0	1	5	7.4
Syracuse	01/21/2023		17:46	1-1	1.000	0-0	.000	0-0	.000	0	2	2	5.5	3	2	3	1	0	2	7.1
at Clemson	01/24/2023		30:19	6-9	.667	0-0	.000	0-0	.000	1	4	5	5.5	2	0	1	0	2	12	7.4
Duke	01/28/2023		16:00	3-4	.750	0-1	.000	0-0	.000	0	2	2	5.3	2	1	1	0	2	6	7.3
at Louisville	02/01/2023	*	36:08	3-7	.429	0-0	.000	2-3	.667	7	5	12	5.6	3	1	1	3	4	8	7.3
at NC State	02/04/2023	*	36:36	7-12	.583	0-0	.000	2-3	.667	2	6	8	5.7	5	5	3	5	1	16	7.7
Notre Dame	02/08/2023	*	30:55	6-10	.600	0-0	.000	4-5	.800	2	7	9	5.9	2	3	3	1	1	16	8.1
at Wake Forest	02/11/2023	*	36:47	6-11	.545	0-0	.000	2-2	1.000	8	7	15	6.3	3	2	2	0	2	14	8.3
Virginia Tech	02/15/2023	*	32:23	5-10	.500	0-0	.000	0-2	.000	4	6	10	6.4	3	3	4	5	3	10	8.4
Florida Tech	02/18/2023	*	31:24	6-9	.667	0-0	.000	1-2	.500	6	8	14	6.7	3	4	1	2	1	13	8.6
at Pittsburgh	02/21/2023	*	40:00	6-7	.857	0-0	.000	3-4	.750	2	6	8	6.7	2	4	0	2	0	15	8.8
Totals		14	682:41	98-168	.583	0-3	.000	42-59	.712	77	105	182	6.7	59	50	31	45	32	238	8.8

Player Averages

Games Played	Minutes/game	Points/game	FG Pct	3FG Pct	FT Pct	Rebounds/game	Assists/game	Turnovers/game	Assist/Turnover ratio	Steals/game	Blocks/game
27	25.3	8.8	58.3	0.0	71.2	6.7	1.9	1.1	1.6	1.2	1.7



**2022-23 Georgia Tech Men's Basketball
Individual Game-by-Game
All games**

#5 SMITH, Deivon

Opponent	Date	GS	MIN	Total		3-Pointers		Free throws		Rebounds				PF	A	TO	BLK	STL	PTS	AVG	
				FG-FGA	PCT	3FG-3FGA	PCT	FT-FTA	PCT	OFF	DEF	TOT	AVG								
Clayton St.	11/07/2022	*	24:52	5-12	.417	0-0	.000	0-0	.000	0	7	7	7.0	1	1	2	0	2	10	10.0	
at Georgia St.	11/12/2022	*	22:40	3-7	.429	0-1	.000	1-1	1.000	1	3	4	5.5	2	2	1	0	3	7	8.5	
NIU	11/17/2022	*	25:04	4-10	.400	0-1	.000	3-5	.600	2	7	9	6.7	0	6	1	3	1	11	9.3	
vs Utah	11/21/2022	*	31:27	6-13	.462	0-1	.000	3-7	.429	5	1	6	6.5	3	4	1	0	2	15	10.8	
vs Marquette	11/23/2022	*	25:52	3-9	.333	0-1	.000	0-0	.000	1	5	6	6.4	4	2	3	1	2	6	9.8	
North Ala.	11/26/2022	*	25:56	7-12	.583	1-3	.333	1-3	.333	1	3	4	6.0	0	4	1	1	2	16	10.8	
at Iowa	11/29/2022	*	33:05	5-13	.385	0-1	.000	0-0	.000	3	5	8	6.3	3	4	2	0	1	10	10.7	
Northeastern	12/02/2022	*	19:25	3-5	.600	0-1	.000	0-1	.000	0	4	4	6.0	1	3	0	0	1	6	10.1	
Georgia	12/06/2022	*	28:26	4-10	.400	1-3	.333	1-1	1.000	2	3	5	5.9	1	6	3	1	1	10	10.1	
at North Carolina	12/10/2022	*	22:52	0-5	.000	0-2	.000	0-0	.000	0	4	4	5.7	0	3	0	1	1	0	9.1	
Alabama St.	12/17/2022		14:09	1-5	.200	0-0	.000	0-0	.000	0	2	2	5.4	1	3	0	0	0	2	8.5	
Clemson	12/21/2022		17:07	1-5	.200	0-0	.000	2-2	1.000	0	4	4	5.3	0	2	0	0	1	4	8.1	
Virginia	12/31/2022		08:26	0-0	.000	0-0	.000	0-0	.000	0	1	1	4.9	3	0	3	1	0	0	7.5	
Miami (FL)	01/04/2023		21:06	2-5	.400	0-0	.000	0-0	.000	2	5	7	5.1	0	5	0	0	0	4	7.2	
at Florida St.	01/07/2023		22:41	3-8	.375	0-2	.000	1-2	.500	1	6	7	5.2	2	6	3	0	0	7	7.2	
at Notre Dame	01/10/2023		36:10	7-12	.583	2-4	.500	0-0	.000	2	8	10	5.5	4	7	4	1	0	16	7.8	
Pittsburgh	01/14/2023		30:54	6-14	.429	3-6	.500	0-1	.000	3	8	11	5.8	1	1	3	0	0	15	8.2	
NC State	01/17/2023		17:30	2-6	.333	0-1	.000	0-4	.000	2	2	4	5.7	2	2	0	1	0	4	7.9	
Syracuse	01/21/2023	*	33:47	4-11	.364	1-6	.167	0-0	.000	0	4	4	5.6	2	7	1	2	2	9	8.0	
at Clemson	01/24/2023	*	36:45	5-14	.357	1-5	.200	0-0	.000	1	9	10	5.9	3	4	2	1	1	11	8.2	
Duke	01/28/2023	*	30:28	2-8	.250	1-3	.333	0-0	.000	0	3	3	5.7	3	5	0	0	0	5	8.0	
at NC State	02/04/2023		04:16	0-1	.000	0-0	.000	0-0	.000	0	1	1	5.5	0	0	0	0	0	0	7.6	
Notre Dame	02/08/2023		32:18	3-9	.333	1-2	.500	1-2	.500	2	7	9	5.7	2	7	0	1	2	8	7.7	
at Wake Forest	02/11/2023		30:20	7-14	.500	1-3	.333	0-0	.000	1	4	5	5.6	4	5	2	2	0	15	8.0	
Totals			13	595:36	83-208	.399	12-46	.261	13-29	.448	29	106	135	5.6	42	89	32	16	22	191	8.0

Player Averages

Games Played	Minutes/game	Points/game	FG Pct	3FG Pct	FT Pct	Rebounds/game	Assists/game	Turnovers/game	Assist/Turnover ratio	Steals/game	Blocks/game
24	24.8	8.0	39.9	26.1	44.8	5.6	3.7	1.3	2.8	0.9	0.7



2022-23 Georgia Tech Men's Basketball
Individual Game-by-Game
All games

#10 MARTYNOV, Cyril

Opponent	Date	GS	MIN	Total		3-Pointers		Free throws		Rebounds				PF	A	TO	BLK	STL	PTS	AVG
				FG-FGA	PCT	3FG-3FGA	PCT	FT-FTA	PCT	OFF	DEF	TOT	AVG							
Clayton St.	11/07/2022		01:59	0-0	.000	0-0	.000	1-2	.500	1	0	1	1.0	0	0	1	0	0	1	1.0
North Ala.	11/26/2022		02:15	1-1	1.000	0-0	.000	0-0	.000	0	1	1	1.0	0	0	1	0	0	2	1.5
Northeastern	12/02/2022		01:33	0-1	.000	0-0	.000	0-0	.000	1	1	2	1.3	0	0	0	0	0	0	1.0
Alabama St.	12/17/2022		07:41	1-3	.333	0-0	.000	0-0	.000	0	2	2	1.5	1	0	2	0	0	2	1.3
Duke	01/28/2023		01:43	0-0	.000	0-0	.000	0-0	.000	0	0	0	1.2	1	0	0	0	0	0	1.0
Florida Tech	02/18/2023		01:31	0-0	.000	0-0	.000	0-0	.000	0	0	0	1.0	0	0	0	0	0	0	0.8
Totals		0	16:42	2-5	.400	0-0	.000	1-2	.500	2	4	6	1.0	2	0	4	0	0	5	0.8

Player Averages

Games Played	Minutes/game	Points/game	FG Pct	3FG Pct	FT Pct	Rebounds/game	Assists/game	Turnovers/game	Assist/Turnover ratio	Steals/game	Blocks/game
6	2.8	0.8	40.0	0.0	50.0	1.0	0.0	0.7	0.0	0.0	0.0



**2022-23 Georgia Tech Men's Basketball
Individual Game-by-Game
All games**

#11 MAXWELL, Tristan

Opponent	Date	GS	MIN	Total		3-Pointers		Free throws		Rebounds				PF	A	TO	BLK	STL	PTS	AVG
				FG-FGA	PCT	3FG-3FGA	PCT	FT-FTA	PCT	OFF	DEF	TOT	AVG							
Clayton St.	11/07/2022		16:21	1-6	.167	0-3	.000	2-2	1.000	0	1	1	1.0	2	2	0	0	0	4	4.0
at Georgia St.	11/12/2022		08:46	0-3	.000	0-2	.000	2-2	1.000	1	1	2	1.5	1	0	0	0	0	2	3.0
NIU	11/17/2022		11:40	1-6	.167	0-2	.000	0-0	.000	0	2	2	1.7	1	0	0	0	1	2	2.7
vs Utah	11/21/2022		13:55	4-7	.571	1-2	.500	0-0	.000	0	0	0	1.3	1	2	0	0	1	9	4.3
vs Marquette	11/23/2022		16:17	0-7	.000	0-1	.000	0-0	.000	1	1	2	1.4	2	0	0	0	0	0	3.4
at Iowa	11/29/2022		08:33	0-4	.000	0-2	.000	0-0	.000	0	0	0	1.2	1	1	0	0	0	0	2.8
Northeastern	12/02/2022		09:29	0-1	.000	0-0	.000	0-0	.000	0	1	1	1.1	0	0	0	0	0	0	2.4
at North Carolina	12/10/2022		06:18	0-2	.000	0-0	.000	0-0	.000	0	1	1	1.1	2	0	0	0	1	0	2.1
Alabama St.	12/17/2022	*	23:40	6-11	.545	5-8	.625	1-2	.500	0	0	0	1.0	1	4	1	1	0	18	3.9
Clemson	12/21/2022	*	12:29	0-2	.000	0-2	.000	0-0	.000	0	0	0	0.9	0	1	0	0	1	0	3.5
at Florida St.	01/07/2023		03:36	0-2	.000	0-1	.000	0-0	.000	0	2	2	1.0	0	0	1	0	0	0	3.2
at Notre Dame	01/10/2023		11:01	1-5	.200	1-3	.333	0-0	.000	0	2	2	1.1	2	0	1	0	0	3	3.2
Pittsburgh	01/14/2023		11:26	3-6	.500	2-2	1.000	0-1	.000	0	1	1	1.1	0	2	0	0	0	8	3.5
NC State	01/17/2023		02:12	0-1	.000	0-0	.000	0-0	.000	0	0	0	1.0	1	0	1	0	0	0	3.3
Duke	01/28/2023		21:04	4-9	.444	2-6	.333	0-0	.000	0	1	1	1.0	3	2	1	0	1	10	3.7
at Louisville	02/01/2023		12:23	0-4	.000	0-1	.000	2-4	.500	0	0	0	0.9	3	1	1	0	0	2	3.6
at NC State	02/04/2023		03:40	0-1	.000	0-0	.000	0-0	.000	1	0	1	0.9	0	0	1	0	0	0	3.4
at Wake Forest	02/11/2023		15:25	1-3	.333	0-1	.000	0-0	.000	1	1	2	1.0	1	0	2	0	1	2	3.3
Totals		2	208:14	21-80	.263	11-36	.306	7-11	.636	4	14	18	1.0	21	15	9	1	6	60	3.3

Player Averages

Games Played	Minutes/game	Points/game	FG Pct	3FG Pct	FT Pct	Rebounds/game	Assists/game	Turnovers/game	Assist/Turnover ratio	Steals/game	Blocks/game
18	11.6	3.3	26.3	30.6	63.6	1.0	0.8	0.5	1.7	0.3	0.1



**2022-23 Georgia Tech Men's Basketball
Individual Game-by-Game
All games**

#12 BAGATSKIS, Freds Pauls

Opponent	Date	GS	MIN	Total		3-Pointers		Free throws		Rebounds				PF	A	TO	BLK	STL	PTS	AVG
				FG-FGA	PCT	3FG-3FGA	PCT	FT-FTA	PCT	OFF	DEF	TOT	AVG							
Clayton St.	11/07/2022		01:59	0-0	.000	0-0	.000	0-0	.000	0	0	0	0.0	0	0	0	0	0	0	0.0
vs Marquette	11/23/2022		03:03	1-1	1.000	1-1	1.000	0-0	.000	0	0	0	0.0	0	0	0	0	0	3	1.5
North Ala.	11/26/2022		02:15	0-0	.000	0-0	.000	0-0	.000	0	0	0	0.0	0	0	0	0	0	0	1.0
Alabama St.	12/17/2022		05:03	0-1	.000	0-1	.000	0-0	.000	0	0	0	0.0	1	0	0	0	0	0	0.8
Duke	01/28/2023		01:45	0-1	.000	0-1	.000	0-0	.000	0	0	0	0.0	1	0	0	0	0	0	0.6
at Louisville	02/01/2023		06:25	1-3	.333	1-3	.333	0-0	.000	0	0	0	0.0	1	0	0	0	0	3	1.0
Florida Tech	02/18/2023		03:44	1-2	.500	0-0	.000	0-0	.000	0	0	0	0.0	0	0	0	0	0	2	1.1
at Pittsburgh	02/21/2023		00:08	0-0	.000	0-0	.000	0-0	.000	0	0	0	0.0	0	0	0	0	0	0	1.0
Totals		0	24:21	3-8	.375	2-6	.333	0-0	.000	0	0	0	0.0	3	0	0	0	0	8	1.0

Player Averages

Games Played	Minutes/game	Points/game	FG Pct	3FG Pct	FT Pct	Rebounds/game	Assists/game	Turnovers/game	Assist/Turnover ratio	Steals/game	Blocks/game
8	3.0	1.0	37.5	33.3	0.0	0.0	0.0	0.0	0.0	0.0	0.0



**2022-23 Georgia Tech Men's Basketball
Individual Game-by-Game
All games**

#13 KELLY, Miles

Opponent	Date	GS	MIN	Total		3-Pointers		Free throws		Rebounds				PF	A	TO	BLK	STL	PTS	AVG	
				FG-FGA	PCT	3FG-3FGA	PCT	FT-FTA	PCT	OFF	DEF	TOT	AVG								
Clayton St.	11/07/2022		20:02	4-7	.571	2-3	.667	0-2	.000	0	3	3	3.0	4	2	0	0	0	10	10.0	
at Georgia St.	11/12/2022		29:03	6-13	.462	2-3	.667	1-1	1.000	0	1	1	2.0	1	0	1	0	0	15	12.5	
NIU	11/17/2022		30:18	5-15	.333	1-7	.143	2-2	1.000	0	2	2	2.0	2	0	1	0	1	13	12.7	
vs Utah	11/21/2022		27:00	4-14	.286	1-7	.143	0-1	.000	1	3	4	2.5	1	0	0	0	2	9	11.8	
vs Marquette	11/23/2022		25:06	2-10	.200	0-3	.000	4-4	1.000	1	2	3	2.6	0	1	3	0	0	8	11.0	
North Ala.	11/26/2022	*	29:36	5-8	.625	0-2	.000	2-2	1.000	0	6	6	3.2	3	3	3	0	2	12	11.2	
at Iowa	11/29/2022	*	35:15	8-14	.571	4-8	.500	1-2	.500	1	3	4	3.3	2	1	3	0	0	21	12.6	
Northeastern	12/02/2022	*	30:05	5-9	.556	4-5	.800	2-2	1.000	1	3	4	3.4	2	0	2	0	0	16	13.0	
Georgia	12/06/2022	*	37:34	5-13	.385	3-7	.429	4-4	1.000	1	4	5	3.6	2	2	0	0	1	17	13.4	
at North Carolina	12/10/2022	*	32:58	6-12	.500	3-8	.375	0-0	.000	0	4	4	3.6	2	0	2	0	3	15	13.6	
Alabama St.	12/17/2022	*	24:42	4-9	.444	2-6	.333	0-0	.000	0	2	2	3.5	1	3	0	0	1	10	13.3	
Clemson	12/21/2022	*	31:39	5-12	.417	3-7	.429	4-4	1.000	0	5	5	3.6	2	1	1	1	0	17	13.6	
Virginia	12/31/2022		28:19	6-13	.462	5-9	.556	3-3	1.000	0	1	1	3.4	2	0	3	0	2	20	14.1	
Miami (FL)	01/04/2023	*	35:08	5-17	.294	3-9	.333	7-7	1.000	0	4	4	3.4	2	1	2	0	0	20	14.5	
at Florida St.	01/07/2023	*	32:29	6-14	.429	4-8	.500	0-0	.000	0	2	2	3.3	2	2	4	0	0	16	14.6	
at Notre Dame	01/10/2023	*	39:06	3-10	.300	3-7	.429	2-2	1.000	1	2	3	3.3	2	1	4	0	3	11	14.4	
Pittsburgh	01/14/2023	*	27:21	2-10	.200	2-5	.400	0-0	.000	1	2	3	3.3	3	3	2	0	0	6	13.9	
NC State	01/17/2023	*	31:28	4-13	.308	0-6	.000	1-2	.500	1	0	1	3.2	4	2	3	0	2	9	13.6	
Syracuse	01/21/2023	*	36:23	5-14	.357	3-11	.273	0-0	.000	0	4	4	3.2	4	4	2	0	1	13	13.6	
at Clemson	01/24/2023	*	29:45	4-12	.333	1-6	.167	0-0	.000	0	2	2	3.2	0	1	1	0	0	9	13.4	
Duke	01/28/2023	*	31:40	2-9	.222	1-4	.250	0-0	.000	0	3	3	3.1	0	0	1	0	0	5	13.0	
at Louisville	02/01/2023	*	35:41	6-16	.375	2-7	.286	2-2	1.000	1	2	3	3.1	4	1	0	0	1	16	13.1	
at NC State	02/04/2023	*	36:22	7-14	.500	3-8	.375	0-0	.000	0	9	9	3.4	4	0	2	0	0	17	13.3	
Notre Dame	02/08/2023	*	21:24	2-6	.333	0-3	.000	0-0	.000	0	2	2	3.3	1	1	0	0	0	4	12.9	
at Wake Forest	02/11/2023	*	34:26	3-12	.250	2-7	.286	1-1	1.000	1	6	7	3.5	2	0	0	0	0	9	12.7	
Virginia Tech	02/15/2023	*	37:17	6-11	.545	3-6	.500	0-0	.000	0	6	6	3.6	4	2	1	0	2	15	12.8	
Florida Tech	02/18/2023	*	35:35	4-11	.364	2-7	.286	2-2	1.000	0	3	3	3.6	1	3	2	0	1	12	12.8	
at Pittsburgh	02/21/2023	*	37:25	8-17	.471	6-13	.462	2-2	1.000	0	5	5	3.6	2	2	1	0	0	24	13.2	
Totals			22	883:06	132-335	.394	65-182	.357	40-45	.889	10	91	101	3.6	59	36	44	1	22	369	13.2

Player Averages

Games Played	Minutes/ game	Points/ game	FG Pct	3FG Pct	FT Pct	Rebounds/ game	Assists/ game	Turnovers/ game	Assist/Turnover ratio	Steals/ game	Blocks/ game
28	31.5	13.2	39.4	35.7	88.9	3.6	1.3	1.6	0.8	0.8	0.0



**2022-23 Georgia Tech Men's Basketball
Individual Game-by-Game
All games**

#14 MOORE, Jalon

Opponent	Date	GS	MIN	Total		3-Pointers		Free throws		Rebounds				PF	A	TO	BLK	STL	PTS	AVG
				FG-FGA	PCT	3FG-3FGA	PCT	FT-FTA	PCT	OFF	DEF	TOT	AVG							
Clayton St.	11/07/2022		17:19	4-6	.667	0-2	.000	3-5	.600	3	6	9	9.0	2	0	2	2	0	11	11.0
at Georgia St.	11/12/2022		18:36	2-4	.500	0-0	.000	3-4	.750	2	5	7	8.0	4	0	1	1	2	7	9.0
NIU	11/17/2022		17:25	3-8	.375	0-0	.000	0-0	.000	2	4	6	7.3	2	0	3	2	0	6	8.0
vs Utah	11/21/2022		13:19	1-4	.250	0-0	.000	0-2	.000	1	1	2	6.0	3	0	1	1	1	2	6.5
vs Marquette	11/23/2022		13:01	1-5	.200	0-2	.000	0-0	.000	0	2	2	5.2	1	0	1	1	0	2	5.6
North Ala.	11/26/2022	*	31:55	6-11	.545	0-2	.000	1-2	.500	2	6	8	5.7	1	1	1	0	1	13	6.8
at Iowa	11/29/2022	*	28:57	4-5	.800	0-0	.000	2-2	1.000	4	4	8	6.0	3	0	2	0	3	10	7.3
Northeastern	12/02/2022	*	38:11	3-10	.300	0-3	.000	10-10	1.000	4	5	9	6.4	3	2	0	3	0	16	8.4
Georgia	12/06/2022	*	32:30	5-11	.455	0-1	.000	2-4	.500	1	1	2	5.9	1	0	1	1	1	12	8.8
at North Carolina	12/10/2022	*	28:05	6-10	.600	1-2	.500	2-2	1.000	0	5	5	5.8	4	1	2	1	2	15	9.4
Alabama St.	12/17/2022	*	25:24	5-8	.625	0-0	.000	5-6	.833	4	3	7	5.9	0	2	0	3	2	15	9.9
Clemson	12/21/2022	*	32:06	5-10	.500	0-2	.000	2-5	.400	5	4	9	6.2	3	4	3	2	1	12	10.1
Virginia	12/31/2022	*	21:49	0-2	.000	0-0	.000	2-2	1.000	0	1	1	5.8	0	0	1	0	1	2	9.5
Miami (FL)	01/04/2023	*	19:36	4-7	.571	0-0	.000	2-2	1.000	2	4	6	5.8	2	2	3	0	1	10	9.5
at Florida St.	01/07/2023	*	22:21	1-4	.250	0-1	.000	5-6	.833	2	3	5	5.7	1	0	1	0	0	7	9.3
Pittsburgh	01/14/2023	*	10:16	1-3	.333	1-2	.500	0-0	.000	0	2	2	5.5	1	0	2	1	0	3	8.9
NC State	01/17/2023	*	32:09	8-14	.571	0-2	.000	1-3	.333	4	4	8	5.6	2	1	1	1	2	17	9.4
Syracuse	01/21/2023	*	26:40	4-13	.308	0-0	.000	3-6	.500	2	3	5	5.6	4	2	3	1	0	11	9.5
at Clemson	01/24/2023	*	27:14	2-5	.400	1-2	.500	3-4	.750	3	3	6	5.6	3	0	2	2	0	8	9.4
Duke	01/28/2023	*	16:31	0-5	.000	0-2	.000	1-2	.500	0	3	3	5.5	3	0	2	0	0	1	9.0
at Louisville	02/01/2023		19:02	1-6	.167	0-1	.000	2-4	.500	4	4	8	5.6	3	1	0	1	1	4	8.8
at NC State	02/04/2023		02:35	0-1	.000	0-1	.000	0-0	.000	0	0	0	5.4	0	0	1	0	0	0	8.4
Notre Dame	02/08/2023		11:17	0-1	.000	0-0	.000	0-0	.000	0	3	3	5.3	1	1	2	0	0	0	8.0
at Wake Forest	02/11/2023		21:07	2-8	.250	1-2	.500	4-4	1.000	1	2	3	5.2	2	3	0	2	2	9	8.0
Virginia Tech	02/15/2023		26:42	2-7	.286	0-2	.000	3-6	.500	3	3	6	5.2	1	3	1	0	0	7	8.0
Florida Tech	02/18/2023		26:06	6-11	.545	0-2	.000	3-4	.750	5	1	6	5.2	3	1	3	0	1	15	8.3
at Pittsburgh	02/21/2023		30:10	4-8	.500	0-2	.000	2-4	.500	1	3	4	5.2	3	1	1	1	0	10	8.3
Totals		15	610:24	80-187	.428	4-33	.121	61-89	.685	55	85	140	5.2	56	25	40	26	21	225	8.3

Player Averages

Games Played	Minutes/ game	Points/ game	FG Pct	3FG Pct	FT Pct	Rebounds/ game	Assists/ game	Turnovers/ game	Assist/Turnover ratio	Steals/ game	Blocks/ game
27	22.6	8.3	42.8	12.1	68.5	5.2	0.9	1.5	0.6	0.8	1.0



2022-23 Georgia Tech Men's Basketball
Individual Game-by-Game
All games

#23 MEKA, Jordan

Opponent	Date	GS	MIN	Total		3-Pointers		Free throws		Rebounds				PF	A	TO	BLK	STL	PTS	AVG
				FG-FGA	PCT	3FG-3FGA	PCT	FT-FTA	PCT	OFF	DEF	TOT	AVG							
at Georgia St.	11/12/2022		00:25	0-0	.000	0-0	.000	0-0	.000	0	0	0	0.0	0	0	0	0	0	0	0.0
at Iowa	11/29/2022		03:02	0-1	.000	0-0	.000	0-0	.000	0	0	0	0.0	1	0	0	0	0	0	0.0
Northeastern	12/02/2022		05:06	0-2	.000	0-0	.000	0-0	.000	2	1	3	1.0	0	0	0	0	0	0	0.0
at North Carolina	12/10/2022		08:09	0-0	.000	0-0	.000	0-0	.000	0	1	1	1.0	4	0	0	1	1	0	0.0
Alabama St.	12/17/2022		16:35	2-3	.667	0-0	.000	0-0	.000	1	3	4	1.6	5	0	0	2	0	4	0.8
Syracuse	01/21/2023		01:21	0-0	.000	0-0	.000	0-0	.000	1	0	1	1.5	0	0	0	0	0	0	0.7
at Clemson	01/24/2023		04:25	0-0	.000	0-0	.000	0-0	.000	0	0	0	1.3	1	0	0	1	0	0	0.6
at NC State	02/04/2023		03:24	0-1	.000	0-0	.000	0-0	.000	1	2	3	1.5	1	0	0	0	0	0	0.5
Virginia Tech	02/15/2023		06:27	0-0	.000	0-0	.000	0-0	.000	0	2	2	1.6	1	1	0	0	1	0	0.4
Florida Tech	02/18/2023		03:36	0-0	.000	0-0	.000	0-0	.000	1	0	1	1.5	0	0	1	0	0	0	0.4
Totals		0	52:29	2-7	.286	0-0	.000	0-0	.000	6	9	15	1.5	13	1	1	4	2	4	0.4

Player Averages

Games Played	Minutes/game	Points/game	FG Pct	3FG Pct	FT Pct	Rebounds/game	Assists/game	Turnovers/game	Assist/Turnover ratio	Steals/game	Blocks/game
10	5.2	0.4	28.6	0.0	0.0	1.5	0.1	0.1	1.0	0.2	0.4



**2022-23 Georgia Tech Men's Basketball
Individual Game-by-Game
All games**

#24 HOWARD, Rodney

Opponent	Date	GS	MIN	Total		3-Pointers		Free throws		Rebounds				PF	A	TO	BLK	STL	PTS	AVG
				FG-FGA	PCT	3FG-3FGA	PCT	FT-FTA	PCT	OFF	DEF	TOT	AVG							
Clayton St.	11/07/2022	*	19:31	7-13	.538	0-0	.000	1-2	.500	10	3	13	13.0	2	3	3	1	2	15	15.0
at Georgia St.	11/12/2022	*	24:04	0-1	.000	0-0	.000	0-0	.000	0	3	3	8.0	4	3	5	0	1	0	7.5
NIU	11/17/2022	*	08:51	1-2	.500	0-0	.000	0-0	.000	0	0	0	5.3	3	0	0	0	1	2	5.7
vs Utah	11/21/2022	*	05:39	0-2	.000	0-0	.000	0-0	.000	1	1	2	4.5	1	0	0	1	0	0	4.3
vs Marquette	11/23/2022		04:37	1-1	1.000	0-0	.000	0-0	.000	1	1	2	4.0	0	0	1	0	0	2	3.8
North Ala.	11/26/2022		15:06	1-1	1.000	0-0	.000	0-0	.000	1	1	2	3.7	0	2	0	0	0	2	3.5
Northeastern	12/02/2022		12:06	4-7	.571	0-0	.000	4-4	1.000	4	3	7	4.1	2	1	1	0	0	12	4.7
Georgia	12/06/2022		11:35	4-4	1.000	0-0	.000	0-0	.000	0	1	1	3.8	2	0	0	0	0	8	5.1
at North Carolina	12/10/2022		25:25	3-3	1.000	0-0	.000	0-0	.000	1	1	2	3.6	4	1	4	0	0	6	5.2
Alabama St.	12/17/2022	*	18:18	5-6	.833	0-0	.000	1-2	.500	1	10	11	4.3	4	3	0	1	0	11	5.8
Clemson	12/21/2022	*	25:33	2-3	.667	0-0	.000	1-2	.500	0	6	6	4.5	2	0	1	0	0	5	5.7
Virginia	12/31/2022	*	27:54	4-6	.667	0-0	.000	0-0	.000	1	4	5	4.5	1	1	4	0	1	8	5.9
Miami (FL)	01/04/2023	*	26:09	2-3	.667	0-0	.000	0-0	.000	2	6	8	4.8	3	3	3	1	0	4	5.8
at Florida St.	01/07/2023	*	30:02	0-2	.000	0-0	.000	0-0	.000	4	0	4	4.7	2	2	0	1	1	0	5.4
at Notre Dame	01/10/2023	*	13:02	1-3	.333	0-0	.000	0-0	.000	2	1	3	4.6	2	0	1	0	1	2	5.1
Pittsburgh	01/14/2023	*	33:38	3-6	.500	0-0	.000	0-1	.000	4	6	10	4.9	2	1	1	1	0	6	5.2
NC State	01/17/2023	*	28:45	4-8	.500	0-0	.000	1-2	.500	4	3	7	5.1	3	5	2	1	0	9	5.4
Syracuse	01/21/2023	*	25:21	2-2	1.000	0-0	.000	0-0	.000	3	1	4	5.0	1	1	1	1	0	4	5.3
at Clemson	01/24/2023	*	11:24	0-2	.000	0-0	.000	0-0	.000	3	0	3	4.9	3	0	0	0	0	0	5.1
Duke	01/28/2023	*	29:19	3-8	.375	0-0	.000	3-4	.750	3	3	6	5.0	1	1	3	3	0	9	5.3
at Louisville	02/01/2023	*	16:26	0-1	.000	0-0	.000	0-0	.000	0	1	1	4.8	2	1	0	0	0	0	5.0
Notre Dame	02/08/2023		09:05	0-1	.000	0-0	.000	0-2	.000	2	0	2	4.6	0	0	0	1	0	0	4.8
at Wake Forest	02/11/2023		01:50	1-2	.500	0-0	.000	0-0	.000	1	0	1	4.5	1	0	0	0	0	2	4.7
Florida Tech	02/18/2023		04:13	0-1	.000	0-0	.000	0-0	.000	0	0	0	4.3	0	0	0	0	0	0	4.5
Totals		16	427:52	48-88	.545	0-0	.000	11-19	.579	48	55	103	4.3	45	28	30	12	7	107	4.5

Player Averages

Games Played	Minutes/game	Points/game	FG Pct	3FG Pct	FT Pct	Rebounds/game	Assists/game	Turnovers/game	Assist/Turnover ratio	Steals/game	Blocks/game
24	17.8	4.5	54.5	0.0	57.9	4.3	1.2	1.3	0.9	0.3	0.5



**2022-23 Georgia Tech Men's Basketball
Player Highs Analysis
All games**

Georgia Tech - Individual Game Highs

POINTS	24		Miles Kelly at Pittsburgh (02/21/2023)
	24		Lance Terry vs Miami (FL) (01/04/2023)
	21		Dallan "Deebo" Coleman vs Virginia Tech (02/15/2023)
	21		Miles Kelly at Iowa (11/29/2022)
	20		Miles Kelly vs Miami (FL) (01/04/2023)
	20		Miles Kelly vs Virginia (12/31/2022)
FIELD GOALS MADE	8		Miles Kelly at Pittsburgh (02/21/2023)
	8		Lance Terry vs Notre Dame (02/08/2023)
	8		Jalon Moore vs NC State (01/17/2023)
	8		Lance Terry vs Miami (FL) (01/04/2023)
	8		Miles Kelly at Iowa (11/29/2022)
FIELD GOAL ATTEMPTS	17		Miles Kelly at Pittsburgh (02/21/2023)
	17		Miles Kelly vs Miami (FL) (01/04/2023)
FIELD GOAL PERCENTAGE (min 5 made)	.857	(6-7)	Ja'von Franklin at Pittsburgh (02/21/2023)
	.833	(5-6)	Rodney Howard vs Alabama St. (12/17/2022)
	.833	(5-6)	Lance Terry vs Alabama St. (12/17/2022)
	.833	(5-6)	Lance Terry vs Northeastern (12/02/2022)
3 PT FG MADE	6		Miles Kelly at Pittsburgh (02/21/2023)
	5		Dallan "Deebo" Coleman vs Syracuse (01/21/2023)
	5		Miles Kelly vs Virginia (12/31/2022)
	5		Tristan Maxwell vs Alabama St. (12/17/2022)
3 PT FG ATTEMPTS	13		Miles Kelly at Pittsburgh (02/21/2023)
	11		Miles Kelly vs Syracuse (01/21/2023)
3 PT FG PERCENTAGE (min 2 made)	1.000	(2-2)	Tristan Maxwell vs Pittsburgh (01/14/2023)
	.800	(4-5)	Lance Terry vs Miami (FL) (01/04/2023)
	.800	(4-5)	Miles Kelly vs Northeastern (12/02/2022)
FREE THROWS MADE	10		Jalon Moore vs Northeastern (12/02/2022)
	9		Dallan "Deebo" Coleman at Georgia St. (11/12/2022)
FREE THROW ATTEMPTS	13		Dallan "Deebo" Coleman at Georgia St. (11/12/2022)
	10		Jalon Moore vs Northeastern (12/02/2022)
FREE THROW PERCENTAGE (min 3 made)	1.000	(10-10)	Jalon Moore vs Northeastern (12/02/2022)
	1.000	(7-7)	Miles Kelly vs Miami (FL) (01/04/2023)
	1.000	(6-6)	Dallan "Deebo" Coleman vs North Ala. (11/26/2022)
	1.000	(4-4)	Jalon Moore at Wake Forest (02/11/2023)
	1.000	(4-4)	Dallan "Deebo" Coleman vs Miami (FL) (01/04/2023)
	1.000	(4-4)	Miles Kelly vs Clemson (12/21/2022)
	1.000	(4-4)	Miles Kelly vs Georgia (12/06/2022)
	1.000	(4-4)	Rodney Howard vs Northeastern (12/02/2022)
	1.000	(4-4)	Miles Kelly vs Marquette (N) (11/23/2022)
	1.000	(3-3)	Lance Terry vs Florida Tech (02/18/2023)
	1.000	(3-3)	Dallan "Deebo" Coleman vs Notre Dame (02/08/2023)
	1.000	(3-3)	Miles Kelly vs Virginia (12/31/2022)
1.000	(3-3)	Ja'von Franklin at Iowa (11/29/2022)	
REBOUNDS	15		Ja'von Franklin at Wake Forest (02/11/2023)
	14		Ja'von Franklin vs Florida Tech (02/18/2023)
	14		Ja'von Franklin vs Marquette (N) (11/23/2022)
ASSISTS	8		Kyle Sturdivant vs Virginia (12/31/2022)
	7		Deivon Smith vs Notre Dame (02/08/2023)
	7		Deivon Smith vs Syracuse (01/21/2023)
	7		Deivon Smith at Notre Dame (01/10/2023)
	7		Kyle Sturdivant vs Alabama St. (12/17/2022)
STEALS	4		Dallan "Deebo" Coleman vs Florida Tech (02/18/2023)
	4		Ja'von Franklin at Louisville (02/01/2023)



2022-23 Georgia Tech Men's Basketball
Player Highs Analysis
All games

Georgia Tech - Individual Game Highs

BLOCKED SHOTS	5	Ja'von Franklin vs Virginia Tech (02/15/2023)
	5	Ja'von Franklin at NC State (02/04/2023)
	5	Ja'von Franklin vs NIU (11/17/2022)
TURNOVERS	5	Kyle Sturdivant vs Virginia (12/31/2022)
	5	Rodney Howard at Georgia St. (11/12/2022)
FOULS	5	Lance Terry at Pittsburgh (02/21/2023)
	5	Ja'von Franklin at NC State (02/04/2023)
	5	Jordan Meka vs Alabama St. (12/17/2022)



**2022-23 Georgia Tech Men's Basketball
Player Highs Analysis
All games**

Opponent - Individual Game Highs

POINTS	31		Kris Murray at Iowa (11/29/2022)
	28		Joseph Girard III vs Syracuse (01/21/2023)
	25		Terquavion Smith vs NC State (01/17/2023)
	25		PJ Hall vs Clemson (12/21/2022)
	24		D.J. Burns Jr. at NC State (02/04/2023)
FIELD GOALS MADE	12		PJ Hall vs Clemson (12/21/2022)
	11		D.J. Burns Jr. at NC State (02/04/2023)
	11		Joseph Girard III vs Syracuse (01/21/2023)
	11		Kris Murray at Iowa (11/29/2022)
FIELD GOAL ATTEMPTS	21		Grant Basile vs Virginia Tech (02/15/2023)
	21		D.J. Burns Jr. at NC State (02/04/2023)
	21		Joseph Girard III vs Syracuse (01/21/2023)
FIELD GOAL PERCENTAGE (min 5 made)	1.000	(5-5)	Bryson Dawkins vs North Ala. (11/26/2022)
	.889	(8-9)	Maliq Brown vs Syracuse (01/21/2023)
3 PT FG MADE	6		Joseph Girard III vs Syracuse (01/21/2023)
	5		Blake Hinson at Pittsburgh (02/21/2023)
3 PT FG ATTEMPTS	12		Nijel Pack vs Miami (FL) (01/04/2023)
	11		Terquavion Smith vs NC State (01/17/2023)
	11		Darin Green Jr. at Florida St. (01/07/2023)
3 PT FG PERCENTAGE (min 2 made)	1.000	(2-2)	Jailyn Ingram vs Georgia (12/06/2022)
	1.000	(2-2)	Mardrez McBride vs Georgia (12/06/2022)
	1.000	(2-2)	Branden Carlson vs Utah (N) (11/21/2022)
FREE THROWS MADE	9		Cameron Hildreth at Wake Forest (02/11/2023)
	9		Jarkel Joiner vs NC State (01/17/2023)
FREE THROW ATTEMPTS	12		Cameron Hildreth at Wake Forest (02/11/2023)
	12		Masai Troutman vs Northeastern (12/02/2022)
FREE THROW PERCENTAGE (min 3 made)	1.000	(9-9)	Jarkel Joiner vs NC State (01/17/2023)
	1.000	(8-8)	Federiko Federiko at Pittsburgh (02/21/2023)
	1.000	(7-7)	Nelly Cummings at Pittsburgh (02/21/2023)
	1.000	(7-7)	Ernest Ross at NC State (02/04/2023)
	1.000	(7-7)	Jamarius Burton vs Pittsburgh (01/14/2023)
	1.000	(6-6)	Cormac Ryan vs Notre Dame (02/08/2023)
	1.000	(6-6)	Kamari Lands at Louisville (02/01/2023)
	1.000	(5-5)	Kadin Shedrick vs Virginia (12/31/2022)
	1.000	(5-5)	Marco Anthony vs Utah (N) (11/21/2022)
	1.000	(4-4)	Tyree Appleby at Wake Forest (02/11/2023)
	1.000	(4-4)	Nate Laszewski vs Notre Dame (02/08/2023)
	1.000	(4-4)	PJ Hall at Clemson (01/24/2023)
	1.000	(4-4)	Casey Morsell vs NC State (01/17/2023)
	1.000	(4-4)	Nike Sibande vs Pittsburgh (01/14/2023)
	1.000	(4-4)	Pete Nance at North Carolina (12/10/2022)
	1.000	(4-4)	Chase Ross vs Marquette (N) (11/23/2022)
1.000	(3-3)	Dane Goodwin vs Notre Dame (02/08/2023)	
1.000	(3-3)	Brevin Galloway vs Clemson (12/21/2022)	
1.000	(3-3)	Kam Jones vs Marquette (N) (11/23/2022)	
REBOUNDS	20		Kris Murray at Iowa (11/29/2022)
	15		Zarique Nutter vs NIU (11/17/2022)
ASSISTS	10		Terquavion Smith at NC State (02/04/2023)
	9		Justyn Mutts vs Virginia Tech (02/15/2023)
STEALS	6		Wooga Poplar vs Miami (FL) (01/04/2023)
	5		Sean Pedulla vs Virginia Tech (02/15/2023)
	5		Armaan Franklin vs Virginia (12/31/2022)



2022-23 Georgia Tech Men's Basketball
Player Highs Analysis
All games

Opponent - Individual Game Highs

BLOCKED SHOTS	5	Oso Ighodaro vs Marquette (N) (11/23/2022)
	3	Dereck Lively II vs Duke (01/28/2023)
	3	Jesse Edwards vs Syracuse (01/21/2023)
	3	Casey Morsell vs NC State (01/17/2023)
	3	Federiko Federiko vs Pittsburgh (01/14/2023)
TURNOVERS	5	Sesan Russell vs Florida Tech (02/18/2023)
	5	D.J. Burns Jr. vs NC State (01/17/2023)
	5	Terry Roberts vs Georgia (12/06/2022)
	5	Filip Rebraca at Iowa (11/29/2022)
	5	David Coit vs NIU (11/17/2022)
	5	Brian Coffey II vs Clayton St. (11/07/2022)
FOULS	5	Federiko Federiko at Pittsburgh (02/21/2023)
	5	Mekhii Noble vs Florida Tech (02/18/2023)
	5	Ernest Ross vs NC State (01/17/2023)
	5	Greg Gantt vs NC State (01/17/2023)
	5	Norchad Omier vs Miami (FL) (01/04/2023)
	5	Olivier-Maxence Prosper vs Marquette (N) (11/23/2022)
	5	Rollie Worster vs Utah (N) (11/21/2022)



BAGATSKIS, Freds pauls

				Field Goals		3-Point		F-Throws		Rebounds									Scoring	
SEASON	TEAM	GP-GS	MIN/AVG	FG-FGA	FG%	3FG-3FGA	3FG%	FT-FTA	FT%	OFF	DEF	TOT	AVG	PF-FO	A	TO	BLK	STL	PTS	AVG
2022-23	GaTech	8-0	24/3.0	3-8	.375	2-6	.333	0-0	.000	0	0	0	0.0	3-0	0	0	0	0	8	1.0
TOTAL		8-0	24/3.0	3-8	.375	2-6	.333	0-0	.000	0	0	0	0.0	3-0	0	0	0	0	8	1.0

Single Game Highs

Statistic	Value	
Points	3	at Louisville 02/01/23, vs Marquette 11/23/22
FG Made	1	at Louisville 02/01/23, vs Florida Tech 02/18/23, vs Marquette 11/23/22
FG Attempts	3	at Louisville 02/01/23
3FG Made	1	at Louisville 02/01/23, vs Marquette 11/23/22
3FG Attempts	3	at Louisville 02/01/23

BOYD, Coleman

				Field Goals		3-Point		F-Throws		Rebounds									Scoring	
SEASON	TEAM	GP-GS	MIN/AVG	FG-FGA	FG%	3FG-3FGA	3FG%	FT-FTA	FT%	OFF	DEF	TOT	AVG	PF-FO	A	TO	BLK	STL	PTS	AVG
2019-20	GaTech	4-0	7/1.8	2-5	.400	1-4	.250	0-0	.000	0	2	2	0.5	1-0	3	0	0	1	5	1.3
2020-21	GaTech	2-0	2/1.0	0-0	.000	0-0	.000	0-0	.000	0	0	0	0.0	0-0	0	0	0	0	0	0.0
2021-22	GaTech	1-0	1/1.3	0-0	.000	0-0	.000	0-0	.000	0	0	0	0.0	0-0	1	0	0	0	0	0.0
2022-23	GaTech	5-0	6/1.2	1-3	.333	1-2	.500	0-0	.000	0	0	0	0.0	1-0	0	1	0	0	3	0.6
TOTAL		12-0	17/1.4	3-8	.375	2-6	.333	0-0	.000	0	2	2	0.2	2-0	4	1	0	1	8	0.7

Single Game Highs

Statistic	Value	
Points	3	vs Morehouse 01/28/20, vs Alabama St. 12/17/22
Rebounds	1	vs Elon 11/11/19, vs Virginia Tech 02/04/20
Assists	2	vs Morehouse 01/28/20
Steals	1	vs Morehouse 01/28/20
FG Made	1	vs Morehouse 01/28/20, at Hawaii 12/25/19, vs Alabama St. 12/17/22
FG Attempts	3	vs Morehouse 01/28/20
3FG Made	1	vs Morehouse 01/28/20, vs Alabama St. 12/17/22
3FG Attempts	3	vs Morehouse 01/28/20



**Georgia Tech Men's Basketball
Individual Career Summaries
All games**

COLEMAN, Dallan "deebo"

				Field Goals		3-Point		F-Throws		Rebounds									Scoring	
SEASON	TEAM	GP-GS	MIN/AVG	FG-FGA	FG%	3FG-3FGA	3FG%	FT-FTA	FT%	OFF	DEF	TOT	AVG	PF-FO	A	TO	BLK	STL	PTS	AVG
2021-22	GaTech	31-5	734/23.7	63-161	.391	43-104	.413	23-32	.719	12	46	58	1.9	70-1	19	21	3	28	192	6.2
2022-23	GaTech	28-26	849/30.3	87-226	.385	46-140	.329	44-64	.688	11	69	80	2.9	61-0	30	35	7	21	264	9.4
TOTAL		59-31	1583/26.8	150-387	.388	89-244	.365	67-96	.698	23	115	138	2.3	131-1	49	56	10	49	456	7.7

Single Game Highs

Statistic	Value	
Points	21	vs Virginia Tech 02/15/23
Rebounds	6	vs NIU 11/17/22, vs Miami (FL) 01/04/23
Assists	5	vs Florida Tech 02/18/23
Steals	4	vs Florida Tech 02/18/23
Blocks	2	vs Duke 01/28/23
FG Made	6	4 times
FG Attempts	13	vs Miami (FL) 01/04/23, at Clemson 01/24/23
3FG Made	5	vs Lamar University 11/15/21, vs Syracuse 01/21/23
3FG Attempts	8	4 times
FT Made	9	at Georgia St. 11/12/22
FT Attempts	13	at Georgia St. 11/12/22

DANIELS, Brayden

				Field Goals		3-Point		F-Throws		Rebounds									Scoring	
SEASON	TEAM	GP-GS	MIN/AVG	FG-FGA	FG%	3FG-3FGA	3FG%	FT-FTA	FT%	OFF	DEF	TOT	AVG	PF-FO	A	TO	BLK	STL	PTS	AVG
2021-22	GaTech	1-0	1/1.3	0-0	.000	0-0	.000	0-0	.000	0	0	0	0.0	0-0	0	0	0	0	0	0.0
2022-23	GaTech	5-0	6/1.2	0-2	.000	0-1	.000	0-2	.000	1	3	4	0.8	1-0	1	0	0	0	0	0.0
TOTAL		6-0	7/1.2	0-2	.000	0-1	.000	0-2	.000	1	3	4	0.7	1-0	1	0	0	0	0	0.0

Single Game Highs

Statistic	Value	
Rebounds	2	vs Florida Tech 02/18/23
Assists	1	vs Florida Tech 02/18/23
FG Attempts	2	vs Florida Tech 02/18/23
3FG Attempts	1	vs Florida Tech 02/18/23
FT Attempts	2	vs Northeastern 12/02/22



**Georgia Tech Men's Basketball
Individual Career Summaries
All games**

FRANKLIN, Ja'von

SEASON	TEAM	GP-GS	MIN/AVG	Field Goals		3-Point		F-Throws		Rebounds				Scoring						
				FG-FGA	FG%	3FG-3FGA	3FG%	FT-FTA	FT%	OFF	DEF	TOT	AVG	PF-FO	A	TO	BLK	STL	PTS	AVG
2019-20	AUB	5-0	6/1.2	0-0	.000	0-0	.000	0-0	.000	0	1	1	0.2	0-0	1	1	0	0	0	0.0
2020-21	AUB	23-0	123/5.4	11-29	.379	2-8	.250	5-10	.500	15	22	37	1.6	8-0	4	9	11	3	29	1.3
2021-22	USA	32-31	896/28.0	156-238	.655	0-2	.000	78-122	.639	94	157	251	7.8	77-1	32	43	43	40	390	12.2
2022-23	GaTech	27-14	683/25.3	98-168	.583	0-3	.000	42-59	.712	77	105	182	6.7	59-1	50	31	45	32	238	8.8
TOTAL FOR GaTech		27-14	683/25.3	98-168	.583	0-3	.000	42-59	.712	77	105	182	6.7	59-1	50	31	45	32	238	8.8
TOTAL		87-45	1708/19.6	265-435	.609	2-13	.154	125-191	.654	186	285	471	5.4	144-2	87	84	99	75	657	7.6

Single Game Highs

Statistic	Value	
Points	28	vs USC Upstate 03/21/22
Rebounds	15	at UT Arlington 12/30/21, at Wake Forest 02/11/23
Assists	5	at NC State 02/04/23
Steals	4	4 times
Blocks	5	vs NIU 11/17/22, at NC State 02/04/23, vs Virginia Tech 02/15/23
FG Made	10	vs Southern Miss. 12/01/21, vs USC Upstate 03/21/22
FG Attempts	18	vs Coastal Carolina 03/28/22
3FG Made	2	at Arkansas 01/20/21
3FG Attempts	2	at Arkansas 01/20/21
FT Made	8	vs USC Upstate 03/21/22
FT Attempts	10	vs Ga. Southern 01/15/22, vs USC Upstate 03/21/22

HILL, Jermontae

SEASON	TEAM	GP-GS	MIN/AVG	Field Goals		3-Point		F-Throws		Rebounds				Scoring						
				FG-FGA	FG%	3FG-3FGA	3FG%	FT-FTA	FT%	OFF	DEF	TOT	AVG	PF-FO	A	TO	BLK	STL	PTS	AVG
2022-23	GaTech	5-0	5/0.9	1-1	1.000	0-0	.000	0-0	.000	0	0	0	0.0	2-0	0	1	0	0	2	0.4
TOTAL		5-0	5/0.9	1-1	1.000	0-0	.000	0-0	.000	0	0	0	0.0	2-0	0	1	0	0	2	0.4

Single Game Highs

Statistic	Value	
Points	2	vs Florida Tech 02/18/23
FG Made	1	vs Florida Tech 02/18/23
FG Attempts	1	vs Florida Tech 02/18/23



**Georgia Tech Men's Basketball
Individual Career Summaries
All games**

HOWARD, Rodney

SEASON	TEAM	GP-GS	MIN/AVG	Field Goals		3-Point		F-Throws		Rebounds				Scoring						
				FG-FGA	FG%	3FG-3FGA	3FG%	FT-FTA	FT%	OFF	DEF	TOT	AVG	PF-FO	A	TO	BLK	STL	PTS	AVG
2019-20	UGa	24-2	174/7.2	13-23	.565	0-0	.000	5-18	.278	15	20	35	1.5	31-0	3	10	15	2	31	1.3
2020-21	GaTech	19-2	143/7.6	13-25	.520	0-0	.000	5-7	.714	5	21	26	1.4	28-0	3	4	8	3	31	1.6
2021-22	GaTech	27-25	668/24.7	74-132	.561	0-0	.000	27-44	.614	56	82	138	5.1	83-6	40	40	20	11	175	6.5
2022-23	GaTech	24-16	428/17.8	48-88	.545	0-0	.000	11-19	.579	48	55	103	4.3	45-0	28	30	12	7	107	4.5
TOTAL FOR GaTech		70-43	1240/17.7	135-245	.551	0-0	.000	43-70	.614	109	158	267	3.8	156-6	71	74	40	21	313	4.5
TOTAL		94-45	1413/15.0	148-268	.552	0-0	.000	48-88	.545	124	178	302	3.2	187-6	74	84	55	23	344	3.7

Single Game Highs

Statistic	Value	
Points	19	at Syracuse 02/21/22
Rebounds	14	vs Miami (OH) 11/09/21
Assists	5	vs NC State 01/17/23
Steals	2	vs Ga. Southern 11/26/21, at Virginia Tech 02/02/22, vs Clayton St. 11/07/22
Blocks	4	vs N.C. Central 12/04/19, vs LSU 12/11/21
FG Made	7	at Syracuse 02/21/22, vs NC State 02/15/22, vs Clayton St. 11/07/22
FG Attempts	13	vs Clayton St. 11/07/22
FT Made	5	vs Wisconsin 12/01/21, at Syracuse 02/21/22
FT Attempts	8	vs Wisconsin 12/01/21

KELLY, Miles

SEASON	TEAM	GP-GS	MIN/AVG	Field Goals		3-Point		F-Throws		Rebounds				Scoring						
				FG-FGA	FG%	3FG-3FGA	3FG%	FT-FTA	FT%	OFF	DEF	TOT	AVG	PF-FO	A	TO	BLK	STL	PTS	AVG
2021-22	GaTech	30-1	434/14.5	48-118	.407	26-75	.347	13-18	.722	7	36	43	1.4	30-0	15	19	3	15	135	4.5
2022-23	GaTech	28-22	883/31.5	132-335	.394	65-182	.357	40-45	.889	10	91	101	3.6	59-0	36	44	1	22	369	13.2
TOTAL		58-23	1317/22.7	180-453	.397	91-257	.354	53-63	.841	17	127	144	2.5	89-0	51	63	4	37	504	8.7

Single Game Highs

Statistic	Value	
Points	24	at Pittsburgh 02/21/23
Rebounds	9	at NC State 02/04/23
Assists	4	vs Syracuse 01/21/23
Steals	3	at North Carolina 12/10/22, at Notre Dame 01/10/23
Blocks	1	4 times
FG Made	8	at Iowa 11/29/22, at Pittsburgh 02/21/23
FG Attempts	17	vs Miami (FL) 01/04/23, at Pittsburgh 02/21/23
3FG Made	6	at Pittsburgh 02/21/23
3FG Attempts	13	at Pittsburgh 02/21/23
FT Made	7	vs Miami (FL) 01/04/23
FT Attempts	7	vs Miami (FL) 01/04/23



MARTYNOV, Cyril

				Field Goals		3-Point		F-Throws		Rebounds									Scoring	
SEASON	TEAM	GP-GS	MIN/AVG	FG-FGA	FG%	3FG-3FGA	3FG%	FT-FTA	FT%	OFF	DEF	TOT	AVG	PF-FO	A	TO	BLK	STL	PTS	AVG
2022-23	GaTech	6-0	17/2.8	2-5	.400	0-0	.000	1-2	.500	2	4	6	1.0	2-0	0	4	0	0	5	0.8
TOTAL		6-0	17/2.8	2-5	.400	0-0	.000	1-2	.500	2	4	6	1.0	2-0	0	4	0	0	5	0.8

Single Game Highs

Statistic	Value	
Points	2	vs North Ala. 11/26/22, vs Alabama St. 12/17/22
Rebounds	2	vs Northeastern 12/02/22, vs Alabama St. 12/17/22
FG Made	1	vs North Ala. 11/26/22, vs Alabama St. 12/17/22
FG Attempts	3	vs Alabama St. 12/17/22
FT Made	1	vs Clayton St. 11/07/22
FT Attempts	2	vs Clayton St. 11/07/22

MAXWELL, Tristan

				Field Goals		3-Point		F-Throws		Rebounds									Scoring	
SEASON	TEAM	GP-GS	MIN/AVG	FG-FGA	FG%	3FG-3FGA	3FG%	FT-FTA	FT%	OFF	DEF	TOT	AVG	PF-FO	A	TO	BLK	STL	PTS	AVG
2020-21	GaTech	1-0	8/8.2	0-2	.000	0-2	.000	3-3	1.000	0	0	0	0.0	0-0	0	0	0	0	3	3.0
2021-22	GaTech	5-0	78/15.6	11-32	.344	8-20	.400	2-4	.500	2	6	8	1.6	5-0	2	3	0	1	32	6.4
2022-23	GaTech	18-2	208/11.6	21-80	.263	11-36	.306	7-11	.636	4	14	18	1.0	21-0	15	9	1	6	60	3.3
TOTAL		24-2	294/12.3	32-114	.281	19-58	.328	12-18	.667	6	20	26	1.1	26-0	17	12	1	7	95	4.0

Single Game Highs

Statistic	Value	
Points	22	at Boston College 01/12/22
Rebounds	4	vs Wake Forest 01/19/22
Assists	4	vs Alabama St. 12/17/22
Steals	1	7 times
Blocks	1	vs Alabama St. 12/17/22
FG Made	7	at Boston College 01/12/22
FG Attempts	11	at Boston College 01/12/22, vs Alabama St. 12/17/22
3FG Made	7	at Boston College 01/12/22
3FG Attempts	11	at Boston College 01/12/22
FT Made	3	vs Delaware St. 12/20/20
FT Attempts	4	at Louisville 02/01/23



MEKA, Jordan

				Field Goals		3-Point		F-Throws		Rebounds									Scoring	
SEASON	TEAM	GP-GS	MIN/AVG	FG-FGA	FG%	3FG-3FGA	3FG%	FT-FTA	FT%	OFF	DEF	TOT	AVG	PF-FO	A	TO	BLK	STL	PTS	AVG
2020-21	GaTech	1-0	8/8.1	0-1	.000	0-0	.000	0-0	.000	0	1	1	1.0	0-0	0	0	0	0	0	0.0
2021-22	GaTech	15-4	188/12.5	6-27	.222	0-0	.000	0-0	.000	14	30	44	2.9	35-1	10	6	11	6	12	0.8
2022-23	GaTech	10-0	52/5.2	2-7	.286	0-0	.000	0-0	.000	6	9	15	1.5	13-1	1	1	4	2	4	0.4
TOTAL		26-4	249/9.6	8-35	.229	0-0	.000	0-0	.000	20	40	60	2.3	48-2	11	7	15	8	16	0.6

Single Game Highs

Statistic	Value	
Points	4	vs Clayton St. 01/23/22, vs Alabama St. 12/17/22
Rebounds	8	at Duke 01/04/22
Assists	3	vs Clayton St. 01/23/22
Steals	3	vs Clemson 02/05/22
Blocks	3	at Duke 01/04/22
FG Made	2	vs Clayton St. 01/23/22, vs Alabama St. 12/17/22
FG Attempts	6	at Duke 01/04/22

MOORE, Jalon

				Field Goals		3-Point		F-Throws		Rebounds									Scoring	
SEASON	TEAM	GP-GS	MIN/AVG	FG-FGA	FG%	3FG-3FGA	3FG%	FT-FTA	FT%	OFF	DEF	TOT	AVG	PF-FO	A	TO	BLK	STL	PTS	AVG
2021-22	GaTech	13-1	111/8.6	14-31	.452	3-5	.600	6-12	.500	8	17	25	1.9	15-0	3	9	8	2	37	2.8
2022-23	GaTech	27-15	610/22.6	80-187	.428	4-33	.121	61-89	.685	55	85	140	5.2	56-0	25	40	26	21	225	8.3
TOTAL		40-16	722/18.0	94-218	.431	7-38	.184	67-101	.663	63	102	165	4.1	71-0	28	49	34	23	262	6.6

Single Game Highs

Statistic	Value	
Points	17	vs NC State 01/17/23
Rebounds	9	vs Clayton St. 11/07/22, vs Northeastern 12/02/22, vs Clemson 12/21/22
Assists	4	vs Clemson 12/21/22
Steals	3	at Iowa 11/29/22
Blocks	3	vs Northeastern 12/02/22, vs Alabama St. 12/17/22
FG Made	8	vs NC State 01/17/23
FG Attempts	14	vs NC State 01/17/23
3FG Made	1	7 times
3FG Attempts	3	vs Northeastern 12/02/22
FT Made	10	vs Northeastern 12/02/22
FT Attempts	10	vs Northeastern 12/02/22



**Georgia Tech Men's Basketball
Individual Career Summaries
All games**

SMITH, Deivon

SEASON	TEAM	GP-GS	MIN/AVG	Field Goals		3-Point		F-Throws		Rebounds				Other Stats					Scoring	
				FG-FGA	FG%	3FG-3FGA	3FG%	FT-FTA	FT%	OFF	DEF	TOT	AVG	PF-FO	A	TO	BLK	STL	PTS	AVG
2020-21	MSU	33-8	749/22.7	65-192	.339	19-68	.279	24-39	.615	13	106	119	3.6	52-1	97	56	9	29	173	5.2
2021-22	GaTech	24-5	472/19.7	58-144	.403	5-18	.278	16-27	.593	25	56	81	3.4	44-0	48	42	5	25	137	5.7
2022-23	GaTech	24-13	596/24.8	83-208	.399	12-46	.261	13-29	.448	29	106	135	5.6	42-0	89	32	16	22	191	8.0
TOTAL FOR GaTech		48-18	1068/22.2	141-352	.401	17-64	.266	29-56	.518	54	162	216	4.5	86-0	137	74	21	47	328	6.8
TOTAL		81-26	1817/22.4	206-544	.379	36-132	.273	53-95	.558	67	268	335	4.1	138-1	234	130	30	76	501	6.2

Single Game Highs

Statistic	Value	
Points	17	vs Memphis 03/28/21
Rebounds	11	vs Wisconsin 12/01/21, vs Pittsburgh 01/14/23
Assists	9	vs Iowa St. 01/30/21
Steals	3	vs NC State 02/15/22, at Georgia St. 11/12/22
Blocks	3	vs NIU 11/17/22
FG Made	7	5 times
FG Attempts	16	vs Memphis 03/28/21
3FG Made	3	at Georgia 12/30/20, vs Pittsburgh 01/14/23
3FG Attempts	6	vs Pittsburgh 01/14/23, vs Syracuse 01/21/23
FT Made	4	vs Clemson 02/05/22
FT Attempts	7	vs Utah 11/21/22



STURDIVANT, Kyle

SEASON	TEAM	GP-GS	MIN/AVG	Field Goals		3-Point		F-Throws		Rebounds				Scoring						
				FG-FGA	FG%	3FG-3FGA	3FG%	FT-FTA	FT%	OFF	DEF	TOT	AVG	PF-FO	A	TO	BLK	STL	PTS	AVG
2019-20	USC	21-0	175/8.3	16-46	.348	3-14	.214	8-9	.889	4	20	24	1.1	10-0	25	22	1	5	43	2.0
2020-21	GaTech	26-0	308/11.8	32-74	.432	8-22	.364	18-23	.783	2	22	24	0.9	27-0	27	17	2	6	90	3.5
2021-22	GaTech	32-28	808/25.2	89-216	.412	26-78	.333	39-50	.780	7	74	81	2.5	55-2	73	38	2	30	243	7.6
2022-23	GaTech	28-16	600/21.4	80-208	.385	31-90	.344	22-39	.564	3	54	57	2.0	46-0	78	45	3	18	213	7.6
TOTAL FOR GaTech		86-44	1715/19.9	201-498	.404	65-190	.342	79-112	.705	12	150	162	1.9	128-2	178	100	7	54	546	6.3
TOTAL		107-44	1890/17.7	217-544	.399	68-204	.333	87-121	.719	16	170	186	1.7	138-2	203	122	8	59	589	5.5

Single Game Highs

Statistic	Value	
Points	18	at Notre Dame 01/10/23
Rebounds	8	vs Alabama St. 12/17/22
Assists	8	vs Virginia 12/31/22
Steals	4	at Clemson 03/02/22
Blocks	1	8 times
FG Made	7	vs Charleston So. 11/22/21, at Notre Dame 01/10/23, at Pittsburgh 02/21/23
FG Attempts	16	at Louisville 02/01/23
3FG Made	3	vs Alabama St. 12/17/22, at NC State 02/04/23, vs Virginia Tech 02/15/23
3FG Attempts	9	at Louisville 02/01/23
FT Made	6	vs Clayton St. 11/07/22
FT Attempts	8	vs Clayton St. 11/07/22



**Georgia Tech Men's Basketball
Individual Career Summaries
All games**

TERRY, Lance

SEASON	TEAM	GP-GS	MIN/AVG	Field Goals		3-Point		F-Throws		Rebounds				Other Stats					Scoring	
				FG-FGA	FG%	3FG-3FGA	3FG%	FT-FTA	FT%	OFF	DEF	TOT	AVG	PF-FO	A	TO	BLK	STL	PTS	AVG
2019-20	GW	15-0	161/10.7	18-49	.367	13-38	.342	4-7	.571	0	22	22	1.5	21-0	5	13	3	7	53	3.5
2020-21	GW	9-6	201/22.4	31-64	.484	18-41	.439	23-25	.920	3	15	18	2.0	22-0	5	8	1	5	103	11.4
2021-22	GW	31-31	972/31.4	158-344	.459	57-163	.350	69-85	.812	26	80	106	3.4	69-1	37	44	12	32	442	14.3
2022-23	GaTech	24-16	658/27.4	79-187	.422	30-84	.357	30-36	.833	11	54	65	2.7	45-1	26	21	5	14	218	9.1
TOTAL FOR GaTech		24-16	658/27.4	79-187	.422	30-84	.357	30-36	.833	11	54	65	2.7	45-1	26	21	5	14	218	9.1
TOTAL		79-53	1992/25.2	286-644	.444	118-326	.362	126-153	.824	40	171	211	2.7	157-2	73	86	21	58	816	10.3

Single Game Highs

Statistic	Value	
Points	26	at Hampton 12/30/20
Rebounds	7	at VMI 12/11/21, vs USC Upstate 01/19/22, vs UNC Asheville 02/23/22
Assists	4	at USC Upstate 02/26/22
Steals	3	at East Carolina 12/04/21, at Florida St. 01/07/23
Blocks	2	at UNLV 11/10/21, at N.C. Central 12/15/21, at Longwood 01/15/22
FG Made	8	6 times
FG Attempts	19	at Florida St. 12/21/20
3FG Made	6	vs Charleston So. 02/12/22
3FG Attempts	10	vs Charleston So. 02/12/22
FT Made	9	at Hampton 12/30/20
FT Attempts	9	at Hampton 12/30/20, at Campbell 02/09/22



2022-23 BOX SCORES

Official Basketball Box Score - Final													Game Time: 7:30 PM	
Clayton St. at Georgia Tech													Game Duration: 1:58	
11/07/22 McCamish Pavilion, Atlanta													Attendance: 3,072	
2022-23 Men's Basketball													Officials: Mark Schnur, Kellen Milner, Ben Str	
Clayton St. - 63													Record: 0-0	
NO. Name	Min	FG	3P	FT	Rebounds	Fouls	TP	AS	TO	ST	Blocks	+/-	Shooting By Period	
3 Brian Coffey II	G 33:14	8-19	1-6	0-0	0 1 1	3 5	17	3	5	1	0	1	-17	1st FG% 14-35 40.0%
5 Bryce Weinmanson	G 25:02	1-5	0-2	1-2	1 1 2	3 1	3	1	1	0	1	-28	3PT% 3-10 30.0%	
11 Travis Harper II	G 24:56	3-8	0-3	1-2	4 0 4	3 1	7	3	2	0	1	-19	FT% 3-5 60%	
25 Baqi Lecky	G 23:49	3-8	0-1	0-0	1 3 4	3 0	6	0	0	1	0	-27	2nd FG% 12-35 34.3%	
44 Ricardo Saams Jr.	G 35:27	5-13	0-1	2-2	4 4 8	2 2	12	3	2	1	2	-33	3PT% 1-12 8.3%	
2 Kobie Johnson	15:57	1-3	1-2	1-2	1 3 4	2 0	4	1	1	0	0	-6	GM FG% 26-70 37.1%	
23 Wes Williams	27:36	2-5	2-5	0-0	1 1 2	2 1	6	1	0	0	0	-18	3PT% 4-22 18.2%	
24 Christian Chambers	13:59	3-9	0-2	2-3	2 1 3	0 5	8	1	1	1	0	-2	FT% 7-11 63.6%	
Team					0 4 4	0	0	1	1	0	0		Dead Ball Rebounds: 3, 2	
Totals		26-70	4-22	7-11	14 18 32	18 15	63	13	13	6	2	6	-30	

Official Basketball Box Score - Final													Game Time: 7:00 PM	
Georgia Tech at Georgia St.													Game Duration: 2:16	
11/12/22 GSU Convocation Center, Atlanta													Attendance: 4,083	
2022-23 Men's Basketball													Officials: Pat Adams, Bari Lenox, Jemel Spearman	
Georgia Tech - 93													Record: 1-0	
NO. Name	Min	FG	3P	FT	Rebounds	Fouls	TP	AS	TO	ST	Blocks	+/-	Shooting By Period	
24 Rodney Howard	C 19:31	7-13	0-0	1-2	10 3 13	2 1	15	3	3	2	1	1	23	1st FG% 14-39 35.9%
0 Lance Terry	G 23:54	5-10	4-8	2-2	0 0 0	1 2	16	1	0	1	0	0	29	3PT% 2-9 22.2%
1 Kyle Sturdivant	G 26:05	2-6	0-0	6-8	1 1 2	2 4	10	5	2	2	0	0	31	FT% 4-7 57.1%
3 Dallan Coleman	G 27:31	4-8	1-2	0-0	0 4 4	0 2	9	1	1	1	0	0	28	2nd FG% 21-34 61.8%
5 Deivon Smith	G 24:52	5-12	0-0	0-0	0 7 7	1 1	10	1	2	2	0	0	6	3PT% 5-11 45.5%
4 Ja'von Franklin	18:30	3-5	0-1	1-1	1 4 5	1 1	7	2	0	0	2	0	12	GM FG% 35-73 47.9%
13 Miles Kelly	20:02	4-7	2-3	0-2	0 3 3	4 2	10	2	0	0	0	1	18	3PT% 7-20 35.0%
11 Tristan Maxwell	16:21	1-6	0-3	2-2	0 1 1	2 1	4	2	0	0	0	0	10	FT% 16-24 66.7%
14 Jalon Moore	17:19	4-6	0-2	3-5	3 6 9	2 3	11	0	2	0	2	0	9	Dead Ball Rebounds: 5, 0
10 Cyril Martynov	01:59	0-0	0-0	1-2	1 0 1	0 1	1	0	1	0	0	0	-5	
12 Freds Pauls Bagatskis	01:59	0-0	0-0	0-0	0 0 0	0 0	0	0	0	0	0	0	-5	
30 Coleman Boyd	00:39	0-2	0-1	0-0	0 0 0	0 0	0	0	0	0	0	0	-2	
33 Brayden Daniels	00:39	0-0	0-0	0-0	0 1 0	0 0	0	0	0	0	0	0	-2	
43 Jermontae Hill	00:39	0-0	0-0	0-0	0 0 0	0 0	0	0	0	0	0	0	-2	
Team					4 2 6	0	0	0	0	0	0	0		
Totals		35-73	7-20	16-24	21 31 52	15 18	93	17	11	8	6	2	30	

Official Basketball Box Score - Final													Game Time: 8:00 PM	
NIU at Georgia Tech													Game Duration: 1:57	
11/07/22 McCamish Pavilion, Atlanta													Attendance: 3,289	
2022-23 Men's Basketball													Officials: Lee Cassell, Tommy Morrissey, Job Hartsh	
NIU - 50													Record: 1-3	
NO. Name	Min	FG	3P	FT	Rebounds	Fouls	TP	AS	TO	ST	Blocks	+/-	Shooting By Period	
4 Oluwasegun Durosini	F 18:16	1-4	0-0	1-2	1 2 3	3 3	3	0	0	1	1	2	-1	1st FG% 7-35 20.0%
50 Anthony Crump	F 26:21	1-2	0-0	0-5	3 4 7	3 4	2	3	2	1	0	0	-10	3PT% 2-13 15.4%
0 Keshawn Williams	G 35:37	4-14	1-6	0-0	1 2 3	2 0	9	2	1	1	0	1	-18	FT% 4-11 36.4%
2 Zarique Nutter	G 36:28	6-16	1-4	5-9	5 10 15	1 6	18	1	4	0	0	2	-14	2nd FG% 11-32 34.4%
11 David Coit	G 34:05	4-16	2-10	1-1	2 2 4	1 2	10	3	5	2	0	0	-14	3PT% 3-11 27.3%
3 Kaleb Thornton	05:13	1-2	1-1	0-0	2 1 1	0 0	3	0	0	0	0	1	2	FT% 5-10 50%
5 Xavier Amos	19:48	1-5	0-2	3-4	4 4 8	1 2	5	2	0	0	2	-14	GM FG% 18-67 26.9%	
23 Harvin Barquan	07:25	0-1	0-0	0-0	0 1 1	1 0	0	1	0	0	0	0	-3	3PT% 5-24 20.8%
10 Zon Russell	11:04	0-6	0-1	0-0	0 0 0	3 0	0	0	0	0	0	0	-14	FT% 9-21 42.9%
24 Darveshi Hunter	04:43	0-1	0-0	0-0	0 1 1	0 0	0	0	0	0	0	0	-7	Dead Ball Rebounds: 6, 0
1 Taku Youngblood	01:00	0-0	0-0	0-0	0 0 0	0 0	0	0	1	0	0	0	-3	
Team					4 0 4	0	0	0	0	0	0	0		
Totals		18-67	5-24	9-21	20 27 47	16 16	50	11	14	5	3	10	-18	

Official Basketball Box Score - Final													Game Time: 8:00 PM	
Georgia Tech - 68													Game Duration: 1:57	
11/07/22 McCamish Pavilion, Atlanta													Attendance: 3,289	
2022-23 Men's Basketball													Officials: Lee Cassell, Tommy Morrissey, Job Hartsh	
Georgia Tech - 68													Record: 3-0	
NO. Name	Min	FG	3P	FT	Rebounds	Fouls	TP	AS	TO	ST	Blocks	+/-	Shooting By Period	
24 Rodney Howard	C 08:51	1-2	0-0	0-0	0 0 0	3 0	2	0	0	1	0	1	-3	1st FG% 19-41 46.3%
0 Lance Terry	G 26:52	1-5	0-1	0-0	0 4 4	1 2	2	1	0	2	0	1	8	3PT% 4-12 33.3%
1 Kyle Sturdivant	G 20:41	2-6	1-1	1-2	0 2 2	1 1	6	4	3	1	0	0	8	FT% 1-2 50%
3 Dallan Coleman	G 29:00	4-8	3-6	1-2	1 5 6	1 2	11	1	0	0	0	1	-1	2nd FG% 8-26 28.6%
5 Deivon Smith	G 25:04	4-10	0-1	3-5	2 7 9	0 4	11	6	1	1	3	0	7	3PT% 1-6 16.7%
4 Ja'von Franklin	30:09	6-9	0-0	2-2	5 6 11	4 7	14	2	0	0	5	0	24	FT% 8-11 72.7%
13 Miles Kelly	30:18	5-15	1-7	2-2	0 2 2	2 1	13	0	1	1	0	0	14	GM FG% 27-69 39.1%
11 Tristan Maxwell	11:40	1-6	0-2	0-0	2 2 2	1 0	2	0	0	1	0	0	14	3PT% 5-18 27.8%
14 Jalon Moore	17:25	3-8	0-0	0-0	2 4 6	2 0	6	0	0	0	2	0	19	FT% 9-13 69.2%
Team					3 3 6	0	0	2	0	0	0	0		Dead Ball Rebounds: 6, 0
Totals		27-69	5-18	9-13	13 35 48	16 16	68	14	11	7	10	3	18	

Official Basketball Box Score - Final													Game Time: 8:00 PM	
Uiah at Georgia Tech													Game Duration: 2:07	
11/21/22 Suncoast Credit Union Arena, Fort Myers, Fla.													Attendance: 1,168	
2022-23 Men's Basketball													Officials: Shawn Leigh, Patrick Evans, Mark Schnur	
Uiah - 68													Record: 4-1	
NO. Name	Min	FG	3P	FT	Rebounds	Fouls	TP	AS	TO	ST	Blocks	+/-	Shooting By Period	
1 Ben Carlson	F 23:33	2-6	0-1	1-2	5 4 9	0 1	5	0	2	0	0	1	4	1st FG% 12-25 48.0%
35 Brandon Carlson	C 31:28	4-8	2-2	0-1	1 6 7	2 1	10	0	1	0	2	1	7	3PT% 4-9 44.4%
20 Lazar Stefanovic	G 22:31	4-5	1-2	2-2	1 3 4	3 1	11	2	3	1	0	0	10	FT% 8-10 80%
25 Rolin Worster	G 32:45	4-13	1-4	1-2	1 3 4	5 4	10	2	3	1	1	1	7	2nd FG% 12-27 44.4%
55 Gabre Madsen	G 29:30	5-11	1-7	5-7	0 5 5	0 4	16	4	2	0	1	1	4	3PT% 1-7 14.3%
0 Gavin Baxter	10:25	0-1	0-0	1-2	1 1 2	0 1	1	1	0	1	0	0	-5	FT% 7-11 63.6%
10 Marco Anthony	26:37	3-6	0-0	5-5	1 3 4	2 4	11	1	3	0	0	0	4	GM FG% 24-52 46.2%
21 Luka Tarlac	08:09	0-0	0-0	0-0	2 2 2	0 0	0	0	1	0	0	0	-1	3PT% 5-16 31.3%
2 Mike Saunders Jr.	06:09	0-0	0-0	0-0	0 0 0	0 0	0	0	1	0	0	0	-3	FT% 15-21 71.4%
11 Wilguens Jr. Exacte	02:28	0-0	0-0	0-0	0 1 1	0 0	0	0	0	2	0	0	-2	Dead Ball Rebounds: 3, 0
32 Eli Ballstaedt	02:40	0-0	0-0	0-0	0 1 1	0 0	0	0	0	0	0	0	1	
13 Kebe Keita	03:45	2-2	0-0	0-0	1 1 2	2 0	4	0	0	0	0	0	2	
Team					3 1 4	0	0	0	0	0	0	0		
Totals		24-52	5-16	15-21	14 31 45	17 17	68	9	19	2	5	4	4	

Official Basketball Box Score - Final													Game Time: 8:00 PM	
Georgia Tech - 64													Game Duration: 2:07	
11/21/22 Suncoast Credit Union Arena, Fort Myers, Fla.													Attendance: 1,168	
2022-23 Men's Basketball													Officials: Shawn Leigh, Patrick Evans, Mark Schnur	
Georgia Tech - 64													Record: 3-1	
NO. Name	Min	FG	3P	FT	Rebounds	Fouls	TP	AS	TO	ST	Blocks	+/-	Shooting By Period	
24 Rodney Howard	C 05:39	0-2	0-0	0-0	0 1 2	1 0	0	0	0	0	0	1	-10	1st FG% 12-40 30.0%
0 Lance Terry	G 26:41	0-5	0-2	0-0	0 2 2	2 1	0	0	0	1	0	0	4	3PT% 2-13 15.4%
1 Kyle Sturdivant	G 16:10	3-6	1-3	0-0	0 1 1	2 0	7	3	0	1	0	0	2	FT% 2-6 33.3%
3 Dallan Coleman	G 34:18	3-11	2-8	3-4	1 2 3	2 4	11	0	2	2	1	1	3	2nd FG% 12-29 41.4%
5 Deivon Smith	G 31:27	6-13	0-1	3-7	5 1 6	3 5	15	4	1	2	0	0	-7	3PT% 3-10 30.0%
13 Miles Kelly	27:00	4-14	1-7	0-1	1 3 4	1 2	9	0	0	2	0	0	0	FT% 9-14 64.3%
4 Ja'von Franklin	31:31	3-7	0-0	5-6	6 2 8	2 4	11	3	0	3	1	0	4	GM FG% 24-69 34.9%
11 Tristan Maxwell	13:55	4-7	1-2	0-0	0 0 0	1								

2022-23 BOX SCORES

Official Basketball Box Score - Final													Game Time: 8:00 PM	
Marquette at Georgia Tech													Game Duration: 1:58	
11/23/22 Suncoast Credit Union Arena, Fort Myers, Fla.													Attendance: 1,691	
2022-23 Men's Basketball													Officials: Brian Dorsey, Patrick Evans, Mark Schurz	
Marquette - 84 Record: 4-2														
NO. Name	Min	FG	3P	FT	Rebounds	Fouls	TP	AS	TO	ST	Blocks	+/-	Shooting By Period	
12 Olivier-Maxence Prosper	F 17:27	2-5	0-1	1-3	1 0 1	5	2	5	0	1	0	0	23	1 st FG% 16-32 50.0%
13 Oso Igodhoro	F 30:55	4-7	0-0	2-2	0 10 10	0	3	10	1	1	0	5	24	3 rd FT% 4-13 30.8%
1 Kam Jones	G 25:17	6-12	4-8	3-3	0 2 2	1 1 1	1	1	1	0	0	0	15	FT% 5-7 71.4%
4 Stevie Mitchell	G 21:46	3-9	1-2	0-0	2 3 5	1 1 7	2	0	2	0	2	5	5	2 nd FG% 13-29 44.8%
11 Tyler Kolek	G 28:19	5-9	1-3	3-4	0 5 5	0 5 2	14	6	2	0	0	0	25	3 rd FT% 5-10 50.0%
5 Chase Ross	19:47	2-5	0-2	4-4	0 3 3	2 2 8	0	1	2	0	0	0	5	FT% 12-15 80%
23 David Joplin	20:37	3-6	2-4	0-0	2 0 2	1 1 8	1	2	2	1	1	1	10	GM FG% 29-61 47.5%
22 Sean Jones	23:21	3-5	1-1	4-6	1 2 3	3 1 11	1	1	0	0	2	11	1	3 rd FT% 9-23 39.1%
21 Ben Gold	07:23	0-2	0-0	0-0	1 2 3	3 1 0	2	1	0	0	0	0	0	FT% 17-22 77.3%
40 Keyean Itejeje	05:08	1-1	0-0	0-0	1 0 1	1 0 2	0	0	0	0	0	0	2	Dead Ball Rebounds: 2, 0
Team					2 4 6	0	1							
Totals		29-61	9-23	17-22	10 31 41	15 16 84	14	11	7	6	5	24		

Official Basketball Box Score - Final													Game Time: 8:00 PM	
Georgia Tech at Georgia Tech													Game Duration: 1:57	
2022-23 Men's Basketball													Attendance: 1,691	
2022-23 Men's Basketball													Officials: Brian Dorsey, Patrick Evans, Mark Schurz	
Georgia Tech - 60 Record: 3-2														
NO. Name	Min	FG	3P	FT	Rebounds	Fouls	TP	AS	TO	ST	Blocks	+/-	Shooting By Period	
4 Javon Franklin	F 35:23	6-9	0-0	5-6	5 9 14	3 4 17	2	0	1	2	0	22	1 st FG% 11-32 34.4%	
0 Lance Terry	G 28:25	2-7	2-4	0-0	0 0 0	2 1 6	0	0	0	0	0	0	15	3 rd FT% 2-10 20.0%
1 Kyle Sturdivant	G 24:45	4-9	2-4	0-0	2 2 4	1 0 10	2	1	1	1	0	0	16	FT% 4-4 100%
3 Dallan Coleman	G 25:31	2-8	2-7	0-0	1 1 2	3 1 6	0	3	0	0	0	0	17	2 nd FG% 11-33 33.3%
5 Deivon Smith	G 25:32	3-9	0-1	0-0	1 5 6	4 0 6	2	3	2	1	2	19	3 rd FT% 5-13 38.5%	
11 Tristan Maxwell	16:17	0-7	0-1	0-0	1 1 2	2 1 0	0	0	0	0	0	2	2	FT% 5-6 83.3%
13 Miles Kelly	25:06	2-10	0-3	4-4	1 2 3	0 3 8	1	3	0	0	1	18	1	GM FG% 22-65 33.8%
14 Jalon Moore	13:01	1-5	0-2	0-0	0 2 2	1 0 2	0	1	0	1	1	12	1	3 rd FT% 7-23 30.4%
22 Rodney Howard	04:37	1-1	0-0	0-0	1 1 2	0 1 2	0	1	0	0	0	0	3	FT% 9-10 90.0%
12 Freds Pauls Bagatskis	03:03	1-1	1-1	0-0	0 0 0	0 0 0	3	0	0	0	0	0	2	Dead Ball Rebounds: 1, 0
Team					2 2 4	0	1							
Totals		22-65	7-23	9-10	12 25 37	17 15 60	7	13	4	5	6	24		

Points from		MAR		GT		Period by Period Scoring				
Turnovers	24	12	1st	2nd	TOT					
Paint	38	28	MAR	41	43	84				
Second Chance	12	16	GT	28	32	60				
Fast Breaks	17	2								
Bench	29	15								

Official Basketball Box Score - Final													Game Time: 4:00 PM		
North Ala. at Georgia Tech													Game Duration: 1:56		
11/26/22 McCamish Pavilion, Atlanta													Attendance: 3,379		
2022-23 Men's Basketball													Officials: Roger Ayers, Terry Ojlesky, Doug Simons		
North Ala. - 61 Record: 4-3															
NO. Name	Min	FG	3P	FT	Rebounds	Fouls	TP	AS	TO	ST	Blocks	+/-	Shooting By Period		
33 Damian Forrest	F 27:09	1-6	0-0	2-4	1 3 4	3 2 4	0	1	0	0	1	0	0	1-17	1 st FG% 11-33 33.3%
34 Dallas Howell	F 21:36	3-6	2-4	0-0	0 1 1	2 1 8	2	2	0	0	0	0	0	23	3 rd FT% 2-9 22.2%
0 Will Soucie	G 18:38	2-8	0-1	0-0	1 1 2	0 0 4	2	3	0	0	3	-15	5	2 nd FG% 10-29 34.5%	
2 Daniel Ortiz	G 15:06	0-3	0-2	0-0	0 2 2	0 0 0	0	1	2	1	0	-11	11	3 rd FT% 2-9 22.2%	
3 KJ Johnson	G 23:21	4-7	1-1	1-3	1 1 2	1 2 10	0	1	2	0	1	-15	15	FT% 5-9 55.6%	
1 Detalian Brown	20:18	4-8	0-4	0-0	1 0 1	0 2 8	1	2	2	0	0	-6	6	GMFG% 26-62 41.9%	
5 Jacari Lane	24:36	2-7	0-2	0-0	1 1 0	1 0 4	5	3	1	0	0	-6	6	3 rd FT% 4-18 22.2%	
25 Daniel Braster	21:14	5-9	1-1	0-0	3 6 9	4 0 11	0	1	0	0	0	-6	6	FT% 5-11 45.5%	
22 Eoin Nelson	07:55	0-1	0-1	0-2	0 1 1	1 1 0	0	0	0	0	0	-8	8	Dead Ball Rebounds: 3, 0	
4 Bryson Dawkins	13:23	5-5	0-0	2-2	5 0 5	0 0 0	1	1	2	0	0	4	4		
23 Deraje Agbaosi	04:56	0-0	0-0	0-0	0 1 1	1 0 0	0	0	0	0	0	6	6		
11 Aidan Kuhl	03:48	0-2	0-0	0-0	0 0 0	0 0 0	0	0	0	0	0	2	2		
Team					4 0 4	0	0								
Totals		26-62	4-18	5-11	15 17 32	14 9 61	14	16	7	0	5	19			

Official Basketball Box Score - Final													Game Time: 4:00 PM	
Georgia Tech at Georgia Tech													Game Duration: 1:56	
2022-23 Men's Basketball													Attendance: 3,379	
2022-23 Men's Basketball													Officials: Roger Ayers, Terry Ojlesky, Doug Simons	
Georgia Tech - 80 Record: 4-2														
NO. Name	Min	FG	3P	FT	Rebounds	Fouls	TP	AS	TO	ST	Blocks	+/-	Shooting By Period	
4 Javon Franklin	F 22:39	2-2	0-0	0-0	1 3 4	2 1 4	3	2	1	4	0	17	1 st FG% 18-31 58.1%	
14 Jalon Moore	F 31:55	6-11	0-2	1-2	2 6 8	1 3 13	1	1	1	0	0	16	3 rd FT% 2-2 100%	
3 Dallan Coleman	G 24:38	3-5	2-4	6-6	0 0 0	0 3 14	0	0	0	0	0	10	2 nd FG% 13-21 61.9%	
5 Deivon Smith	G 25:56	7-12	1-3	1-3	1 3 4	0 1 16	4	1	2	1	0	13	3 rd FT% 1-5 20.0%	
13 Miles Kelly	G 29:36	5-8	0-2	2-2	0 6 6	3 2 12	3	3	2	0	0	23	FT% 10-14 71.4%	
0 Lance Terry	24:03	4-6	2-4	2-2	1 3 4	3 2 12	3	1	1	0	0	24	1	GMFG% 31-52 59.6%
1 Kyle Sturdivant	18:21	2-6	1-4	0-1	0 0 0	1 5 0	4	1	0	0	0	2	2	3 rd FT% 6-19 31.6%
24 Rodney Howard	15:06	1-1	0-0	0-0	1 1 2	0 0 0	2	0	0	0	0	6	6	FT% 12-16 75.0%
10 Cyril Martynov	02:15	1-1	0-0	0-0	0 1 1	0 0 0	2	0	1	0	0	-4	4	Dead Ball Rebounds: 2, 1
12 Freds Pauls Bagatskis	02:15	0-0	0-0	0-0	0 0 0	0 0 0	0	0	0	0	0	-4	4	
43 Jermontae Hill	01:32	0-0	0-0	0-0	0 0 0	0 0 0	0	0	0	0	0	-4	4	
30 Coleman Boyd	00:52	0-0	0-0	0-0	0 0 0	0 0 0	0	0	0	0	0	-2	2	
33 Brayden Daniels	00:52	0-0	0-0	0-0	0 0 0	0 0 0	0	0	0	0	0	-2	2	
Team					0 0 0	0	0							
Totals		31-52	6-19	12-16	6 23 29	9 14 80	16	14	8	5	0	19		

Points from		UNA		GaTech		Period by Period Scoring				
Turnovers	17	19	1st	2nd	TOT					
Paint	40	48	UNA	24	37	61				
Second Chance	10	10	GA	43	37	80				
Fast Breaks	10	14								
Bench	35	21								

Official Basketball Box Score - Final													Game Time: 8:05 PM	
Georgia Tech at Iowa													Game Duration: 1:57	
11/29/22 Calver-Hawkeye Arena, Iowa City													Attendance: 10,450	
2022-23 Men's Basketball													Officials: Brian Dorsey, Chris Beaver, Brooks Wells	
Georgia Tech - 65 Record: 4-3														
NO. Name	Min	FG	3P	FT	Rebounds	Fouls	TP	AS	TO	ST	Blocks	+/-	Shooting By Period	
4 Javon Franklin	F 29:18	2-6	0-0	3-3	2 5 7	3 3 7	4	2	1	1	1	-14	1 st FG% 13-33 39.4%	
14 Jalon Moore	F 28:57	4-5	0-0	2-2	4 4 8	3 2 10	0	2	3	0	0	-8	3 rd FT% 3-11 27.3%	
3 Dallan Coleman	G 30:27	4-10	2-6	2-3	0 0 0	4 3 12	0	1	0	0	0	-16	FT% 0-0 0%	
5 Deivon Smith	G 33:05	5-13	0-1	0-0	3 5 8	3 0 10	4	2	1	0	3	-15	2 nd FG% 12-31 38.7%	
13 Miles Kelly	G 35:15	8-14	4-8	1-2	1 3 4	2 3 21	1	3	0	0	0	-12	FT% 8-10 80%	
0 Lance Terry	18:05	1-6	0-4	0-0	2 2 1	0 2 2	0	0	0	0	0	-10	GM FG% 25-64 39.1%	
1 Kyle Sturdivant	13:18	1-5	1-2	0-0	1 1 3	0 3 0	1	0	1	0	0	-4	3 rd FT% 7-23 30.4%	
11 Tristan Maxwell	08:33	0-4	0-2	0-0	0 0 0	1 0 0	1	0	0	0	0	-2	FT% 8-10 80.0%	
23 Jordan Meka	03:02	0-1	0-0	0-0	0 0 0	1 0 0	0	0	0	0	0	1	1	Dead Ball Rebounds: 1, 0
Team					5 0 5	0	1							
Totals		25-64	7-23	8-10	15 20 35	21 11 65	13	11	6	1	6	16		

Official Basketball Box Score - Final													Game Time: 8:05 PM	
Iowa at Georgia Tech													Game Duration: 1:57	
2022-23 Men's Basketball													Attendance: 10,450	
2022-23 Men's Basketball													Officials: Jeff Clark, Brent Hampton, Jeremy Mober	
Iowa - 81 Record: 6-1														
NO. Name	Min	FG	3P	FT	Rebounds	Fouls	TP	AS	TO	ST	Blocks	+/-	Shooting By Period	
0 Filip Rebraca	F 29:51	4-8	0-0	5-10	5 2 7	3 7 13	2	5	2</					

2022-23 BOX SCORES

Georgia - 77															Record: 7-3																																																																																																																																																																																																					
<table border="1"> <thead> <tr> <th>NO.</th> <th>Name</th> <th>Min</th> <th>FG</th> <th>3P</th> <th>FT</th> <th>Rebounds</th> <th>Fouls</th> <th>TP</th> <th>AS</th> <th>TO</th> <th>ST</th> <th>Blocks</th> <th>BS</th> <th>BA</th> <th>+/-</th> </tr> </thead> <tbody> <tr> <td>12</td> <td>Matthew-Alexander Moncrieffe</td> <td>26:51</td> <td>5-6</td> <td>0-0</td> <td>1-4</td> <td>1 5 6</td> <td>2 2</td> <td>11</td> <td>1</td> <td>1</td> <td>0</td> <td>0</td> <td>1</td> <td>0</td> <td>-13</td> </tr> <tr> <td>23</td> <td>Braelen Bridges</td> <td>15:58</td> <td>3-7</td> <td>0-0</td> <td>1-1</td> <td>0 1 1</td> <td>1 1</td> <td>7</td> <td>0</td> <td>1</td> <td>0</td> <td>1</td> <td>1</td> <td>0</td> <td>-10</td> </tr> <tr> <td>0</td> <td>Terry Roberts</td> <td>27:53</td> <td>8-17</td> <td>0-3</td> <td>0-0</td> <td>0 4 4</td> <td>3 1</td> <td>16</td> <td>7</td> <td>5</td> <td>1</td> <td>0</td> <td>1</td> <td>0</td> <td>-7</td> </tr> <tr> <td>3</td> <td>Kario Oquendo</td> <td>32:24</td> <td>5-12</td> <td>2-5</td> <td>3-4</td> <td>4 3 7</td> <td>0 2</td> <td>15</td> <td>1</td> <td>0</td> <td>0</td> <td>0</td> <td>1</td> <td>0</td> <td>-7</td> </tr> <tr> <td>11</td> <td>Justin Hill</td> <td>24:54</td> <td>0-4</td> <td>0-1</td> <td>2-4</td> <td>0 2 2</td> <td>2 3</td> <td>2</td> <td>1</td> <td>2</td> <td>0</td> <td>0</td> <td>2</td> <td>4</td> <td>-7</td> </tr> <tr> <td>13</td> <td>Mardrez McBride</td> <td>27:16</td> <td>2-3</td> <td>2-2</td> <td>1-2</td> <td>0 3 3</td> <td>0 1</td> <td>7</td> <td>4</td> <td>0</td> <td>1</td> <td>1</td> <td>0</td> <td>0</td> <td>7</td> </tr> <tr> <td>15</td> <td>Jalyn Ingram</td> <td>13:40</td> <td>3-4</td> <td>2-2</td> <td>1-1</td> <td>0 2 2</td> <td>3 1</td> <td>9</td> <td>0</td> <td>1</td> <td>0</td> <td>0</td> <td>0</td> <td>0</td> <td>3</td> </tr> <tr> <td>1</td> <td>Jabri Abdur-Rahim</td> <td>16:30</td> <td>1-1</td> <td>0-0</td> <td>0-0</td> <td>0 1 1</td> <td>3 0</td> <td>2</td> <td>1</td> <td>1</td> <td>0</td> <td>0</td> <td>0</td> <td>0</td> <td>14</td> </tr> <tr> <td>5</td> <td>Frank Anselm</td> <td>14:35</td> <td>4-4</td> <td>0-0</td> <td>0-0</td> <td>1 1 2</td> <td>2 0</td> <td>8</td> <td>0</td> <td>0</td> <td>0</td> <td>0</td> <td>1</td> <td>0</td> <td>7</td> </tr> <tr> <td colspan="3">Team</td> <td colspan="3"></td> <td colspan="3">3 0 3</td> <td colspan="3">0 0</td> <td colspan="3">0 0</td> <td colspan="3"></td> </tr> <tr> <td colspan="3">Totals</td> <td colspan="3">31-58</td> <td colspan="3">6-13</td> <td colspan="3">9-16</td> <td colspan="3">9 22</td> <td colspan="3">31 16 11 77 15 11 2 3 5 -2</td> </tr> </tbody> </table>															NO.	Name	Min	FG	3P	FT	Rebounds	Fouls	TP	AS	TO	ST	Blocks	BS	BA	+/-	12	Matthew-Alexander Moncrieffe	26:51	5-6	0-0	1-4	1 5 6	2 2	11	1	1	0	0	1	0	-13	23	Braelen Bridges	15:58	3-7	0-0	1-1	0 1 1	1 1	7	0	1	0	1	1	0	-10	0	Terry Roberts	27:53	8-17	0-3	0-0	0 4 4	3 1	16	7	5	1	0	1	0	-7	3	Kario Oquendo	32:24	5-12	2-5	3-4	4 3 7	0 2	15	1	0	0	0	1	0	-7	11	Justin Hill	24:54	0-4	0-1	2-4	0 2 2	2 3	2	1	2	0	0	2	4	-7	13	Mardrez McBride	27:16	2-3	2-2	1-2	0 3 3	0 1	7	4	0	1	1	0	0	7	15	Jalyn Ingram	13:40	3-4	2-2	1-1	0 2 2	3 1	9	0	1	0	0	0	0	3	1	Jabri Abdur-Rahim	16:30	1-1	0-0	0-0	0 1 1	3 0	2	1	1	0	0	0	0	14	5	Frank Anselm	14:35	4-4	0-0	0-0	1 1 2	2 0	8	0	0	0	0	1	0	7	Team						3 0 3			0 0			0 0						Totals			31-58			6-13			9-16			9 22			31 16 11 77 15 11 2 3 5 -2			Shooting By Period 1st FG% 16-29 55.2% 3PT% 3-6 50.0% FT% 4-5 80% 2nd FG% 15-29 51.7% 3PT% 3-7 42.9% FT% 5-11 45.5% GMFG% 31-58 53.4% 3PT% 6-13 46.2% FT% 9-16 56.3% Dead Ball Rebounds: 7, 0	
NO.	Name	Min	FG	3P	FT	Rebounds	Fouls	TP	AS	TO	ST	Blocks	BS	BA	+/-																																																																																																																																																																																																					
12	Matthew-Alexander Moncrieffe	26:51	5-6	0-0	1-4	1 5 6	2 2	11	1	1	0	0	1	0	-13																																																																																																																																																																																																					
23	Braelen Bridges	15:58	3-7	0-0	1-1	0 1 1	1 1	7	0	1	0	1	1	0	-10																																																																																																																																																																																																					
0	Terry Roberts	27:53	8-17	0-3	0-0	0 4 4	3 1	16	7	5	1	0	1	0	-7																																																																																																																																																																																																					
3	Kario Oquendo	32:24	5-12	2-5	3-4	4 3 7	0 2	15	1	0	0	0	1	0	-7																																																																																																																																																																																																					
11	Justin Hill	24:54	0-4	0-1	2-4	0 2 2	2 3	2	1	2	0	0	2	4	-7																																																																																																																																																																																																					
13	Mardrez McBride	27:16	2-3	2-2	1-2	0 3 3	0 1	7	4	0	1	1	0	0	7																																																																																																																																																																																																					
15	Jalyn Ingram	13:40	3-4	2-2	1-1	0 2 2	3 1	9	0	1	0	0	0	0	3																																																																																																																																																																																																					
1	Jabri Abdur-Rahim	16:30	1-1	0-0	0-0	0 1 1	3 0	2	1	1	0	0	0	0	14																																																																																																																																																																																																					
5	Frank Anselm	14:35	4-4	0-0	0-0	1 1 2	2 0	8	0	0	0	0	1	0	7																																																																																																																																																																																																					
Team						3 0 3			0 0			0 0																																																																																																																																																																																																								
Totals			31-58			6-13			9-16			9 22			31 16 11 77 15 11 2 3 5 -2																																																																																																																																																																																																					
Official Basketball Box Score - Final Georgia at Georgia Tech 12/09/22 McCamish Pavilion, Atlanta 2022-23 Men's Basketball Game Time: 7:00 PM Game Duration: 2:05 Attendance: 5,810 Officials: Ron Groover, Terry Ogleby, Mia Roberts																																																																																																																																																																																																																				

Georgia Tech - 79															Record: 6-3																																																																																																																																																																																					
<table border="1"> <thead> <tr> <th>NO.</th> <th>Name</th> <th>Min</th> <th>FG</th> <th>3P</th> <th>FT</th> <th>Rebounds</th> <th>Fouls</th> <th>TP</th> <th>AS</th> <th>TO</th> <th>ST</th> <th>Blocks</th> <th>BS</th> <th>BA</th> <th>+/-</th> </tr> </thead> <tbody> <tr> <td>4</td> <td>Ja'von Franklin</td> <td>27:11</td> <td>4-6</td> <td>0-0</td> <td>5-6</td> <td>4 5 9</td> <td>2 5</td> <td>13</td> <td>1</td> <td>1</td> <td>2</td> <td>2</td> <td>0</td> <td>0</td> <td>-1</td> </tr> <tr> <td>14</td> <td>Jalon Moore</td> <td>32:30</td> <td>5-11</td> <td>0-1</td> <td>2-4</td> <td>1 1 2</td> <td>1 4</td> <td>12</td> <td>0</td> <td>1</td> <td>1</td> <td>1</td> <td>0</td> <td>0</td> <td>4</td> </tr> <tr> <td>3</td> <td>Dallan "Deebo" Coleman</td> <td>35:06</td> <td>3-8</td> <td>1-4</td> <td>0-2</td> <td>1 1 2</td> <td>3 1</td> <td>7</td> <td>3</td> <td>1</td> <td>2</td> <td>0</td> <td>0</td> <td>2</td> <td>2</td> </tr> <tr> <td>5</td> <td>Deivon Smith</td> <td>28:26</td> <td>4-10</td> <td>1-3</td> <td>1-1</td> <td>2 3 5</td> <td>1 3</td> <td>10</td> <td>0</td> <td>1</td> <td>1</td> <td>1</td> <td>1</td> <td>1</td> <td>5</td> </tr> <tr> <td>13</td> <td>Miles Kelly</td> <td>37:34</td> <td>5-13</td> <td>3-7</td> <td>4-4</td> <td>1 4 5</td> <td>2 2</td> <td>17</td> <td>2</td> <td>0</td> <td>1</td> <td>0</td> <td>1</td> <td>0</td> <td>5</td> </tr> <tr> <td>0</td> <td>Lance Terry</td> <td>20:25</td> <td>3-6</td> <td>0-2</td> <td>2-2</td> <td>0 0 0</td> <td>0 1</td> <td>8</td> <td>1</td> <td>0</td> <td>0</td> <td>0</td> <td>0</td> <td>0</td> <td>0</td> </tr> <tr> <td>1</td> <td>Kyle Sturdivant</td> <td>07:14</td> <td>2-5</td> <td>0-2</td> <td>0-0</td> <td>0 1 1</td> <td>0 0</td> <td>4</td> <td>1</td> <td>0</td> <td>0</td> <td>0</td> <td>0</td> <td>0</td> <td>-5</td> </tr> <tr> <td>24</td> <td>Rodney Howard</td> <td>11:35</td> <td>4-4</td> <td>0-0</td> <td>0-0</td> <td>0 1 1</td> <td>2 0</td> <td>8</td> <td>0</td> <td>0</td> <td>0</td> <td>0</td> <td>0</td> <td>0</td> <td>0</td> </tr> <tr> <td colspan="3">Team</td> <td colspan="3"></td> <td colspan="3">2 2 4</td> <td colspan="3">0 1</td> <td colspan="3">0 1</td> <td colspan="3"></td> </tr> <tr> <td colspan="3">Totals</td> <td colspan="3">30-63</td> <td colspan="3">5-19</td> <td colspan="3">14-19</td> <td colspan="3">11 16</td> <td colspan="3">79 14 7 7 5 3 2</td> </tr> </tbody> </table>															NO.	Name	Min	FG	3P	FT	Rebounds	Fouls	TP	AS	TO	ST	Blocks	BS	BA	+/-	4	Ja'von Franklin	27:11	4-6	0-0	5-6	4 5 9	2 5	13	1	1	2	2	0	0	-1	14	Jalon Moore	32:30	5-11	0-1	2-4	1 1 2	1 4	12	0	1	1	1	0	0	4	3	Dallan "Deebo" Coleman	35:06	3-8	1-4	0-2	1 1 2	3 1	7	3	1	2	0	0	2	2	5	Deivon Smith	28:26	4-10	1-3	1-1	2 3 5	1 3	10	0	1	1	1	1	1	5	13	Miles Kelly	37:34	5-13	3-7	4-4	1 4 5	2 2	17	2	0	1	0	1	0	5	0	Lance Terry	20:25	3-6	0-2	2-2	0 0 0	0 1	8	1	0	0	0	0	0	0	1	Kyle Sturdivant	07:14	2-5	0-2	0-0	0 1 1	0 0	4	1	0	0	0	0	0	-5	24	Rodney Howard	11:35	4-4	0-0	0-0	0 1 1	2 0	8	0	0	0	0	0	0	0	Team						2 2 4			0 1			0 1						Totals			30-63			5-19			14-19			11 16			79 14 7 7 5 3 2			Shooting By Period 1st FG% 15-37 40.5% 3PT% 2-10 20.0% FT% 2-3 66.7% 2nd FG% 15-26 57.7% 3PT% 3-6 50.0% FT% 12-16 75% GMFG% 30-63 47.6% 3PT% 5-19 26.3% FT% 14-19 73.7% Dead Ball Rebounds: 5, 0	
NO.	Name	Min	FG	3P	FT	Rebounds	Fouls	TP	AS	TO	ST	Blocks	BS	BA	+/-																																																																																																																																																																																					
4	Ja'von Franklin	27:11	4-6	0-0	5-6	4 5 9	2 5	13	1	1	2	2	0	0	-1																																																																																																																																																																																					
14	Jalon Moore	32:30	5-11	0-1	2-4	1 1 2	1 4	12	0	1	1	1	0	0	4																																																																																																																																																																																					
3	Dallan "Deebo" Coleman	35:06	3-8	1-4	0-2	1 1 2	3 1	7	3	1	2	0	0	2	2																																																																																																																																																																																					
5	Deivon Smith	28:26	4-10	1-3	1-1	2 3 5	1 3	10	0	1	1	1	1	1	5																																																																																																																																																																																					
13	Miles Kelly	37:34	5-13	3-7	4-4	1 4 5	2 2	17	2	0	1	0	1	0	5																																																																																																																																																																																					
0	Lance Terry	20:25	3-6	0-2	2-2	0 0 0	0 1	8	1	0	0	0	0	0	0																																																																																																																																																																																					
1	Kyle Sturdivant	07:14	2-5	0-2	0-0	0 1 1	0 0	4	1	0	0	0	0	0	-5																																																																																																																																																																																					
24	Rodney Howard	11:35	4-4	0-0	0-0	0 1 1	2 0	8	0	0	0	0	0	0	0																																																																																																																																																																																					
Team						2 2 4			0 1			0 1																																																																																																																																																																																								
Totals			30-63			5-19			14-19			11 16			79 14 7 7 5 3 2																																																																																																																																																																																					
Official Basketball Box Score - Final Georgia Tech at North Carolina 12/10/22 Smith Center, Chapel Hill 2022-23 Men's Basketball Game Time: 3:15 PM Game Duration: 1:55 Attendance: 19,410 Officials: Roger Ayers, Bert Smith, Kipp Kasinger																																																																																																																																																																																																				

North Carolina - 75															Record: 6-4 (0-1)																																																																																																																																																																																																					
<table border="1"> <thead> <tr> <th>NO.</th> <th>Name</th> <th>Min</th> <th>FG</th> <th>3P</th> <th>FT</th> <th>Rebounds</th> <th>Fouls</th> <th>TP</th> <th>AS</th> <th>TO</th> <th>ST</th> <th>Blocks</th> <th>BS</th> <th>BA</th> <th>+/-</th> </tr> </thead> <tbody> <tr> <td>5</td> <td>Armando Bacot</td> <td>33:44</td> <td>8-16</td> <td>0-1</td> <td>5-9</td> <td>7 5 13</td> <td>1 1</td> <td>7</td> <td>21</td> <td>1</td> <td>0</td> <td>0</td> <td>1</td> <td>0</td> <td>17</td> </tr> <tr> <td>32</td> <td>Pete Nance</td> <td>30:33</td> <td>3-4</td> <td>1-2</td> <td>4-4</td> <td>0 6 6</td> <td>2 3</td> <td>11</td> <td>2</td> <td>1</td> <td>0</td> <td>0</td> <td>0</td> <td>0</td> <td>22</td> </tr> <tr> <td>1</td> <td>Leaky Black</td> <td>35:00</td> <td>0-4</td> <td>0-1</td> <td>1-2</td> <td>1 4 5</td> <td>2 2</td> <td>1</td> <td>1</td> <td>3</td> <td>0</td> <td>1</td> <td>1</td> <td>0</td> <td>15</td> </tr> <tr> <td>2</td> <td>Caleb Love</td> <td>31:16</td> <td>4-12</td> <td>1-6</td> <td>1-1</td> <td>0 3 3</td> <td>0 2</td> <td>10</td> <td>5</td> <td>4</td> <td>0</td> <td>0</td> <td>2</td> <td>1</td> <td>1</td> </tr> <tr> <td>4</td> <td>RJ Davis</td> <td>34:39</td> <td>8-13</td> <td>1-2</td> <td>5-6</td> <td>2 8 10</td> <td>3 5</td> <td>22</td> <td>3</td> <td>4</td> <td>0</td> <td>1</td> <td>0</td> <td>2</td> <td>20</td> </tr> <tr> <td>0</td> <td>Seth Trimble</td> <td>14:51</td> <td>1-5</td> <td>0-1</td> <td>2-2</td> <td>0 2 2</td> <td>1 1</td> <td>4</td> <td>0</td> <td>0</td> <td>1</td> <td>0</td> <td>0</td> <td>0</td> <td>15</td> </tr> <tr> <td>14</td> <td>Puff Johnson</td> <td>12:17</td> <td>1-1</td> <td>0-0</td> <td>0-0</td> <td>1 1 2</td> <td>2 0</td> <td>2</td> <td>0</td> <td>1</td> <td>0</td> <td>0</td> <td>0</td> <td>0</td> <td>-3</td> </tr> <tr> <td>24</td> <td>Tyler Nickel</td> <td>05:18</td> <td>1-1</td> <td>0-0</td> <td>0-0</td> <td>0 0 0</td> <td>0 0</td> <td>0</td> <td>0</td> <td>0</td> <td>0</td> <td>0</td> <td>0</td> <td>0</td> <td>-3</td> </tr> <tr> <td>13</td> <td>Jalen Washington</td> <td>02:22</td> <td>1-1</td> <td>0-0</td> <td>0-0</td> <td>0 0 0</td> <td>0 0</td> <td>0</td> <td>0</td> <td>0</td> <td>0</td> <td>0</td> <td>0</td> <td>0</td> <td>-4</td> </tr> <tr> <td colspan="3">Team</td> <td colspan="3"></td> <td colspan="3">1 1 2</td> <td colspan="3">0 0</td> <td colspan="3">0 0</td> <td colspan="3"></td> </tr> <tr> <td colspan="3">Totals</td> <td colspan="3">27-57</td> <td colspan="3">3-13</td> <td colspan="3">18-24</td> <td colspan="3">12 31</td> <td colspan="3">43 11 20 75 15 11 5 1 5 16</td> </tr> </tbody> </table>															NO.	Name	Min	FG	3P	FT	Rebounds	Fouls	TP	AS	TO	ST	Blocks	BS	BA	+/-	5	Armando Bacot	33:44	8-16	0-1	5-9	7 5 13	1 1	7	21	1	0	0	1	0	17	32	Pete Nance	30:33	3-4	1-2	4-4	0 6 6	2 3	11	2	1	0	0	0	0	22	1	Leaky Black	35:00	0-4	0-1	1-2	1 4 5	2 2	1	1	3	0	1	1	0	15	2	Caleb Love	31:16	4-12	1-6	1-1	0 3 3	0 2	10	5	4	0	0	2	1	1	4	RJ Davis	34:39	8-13	1-2	5-6	2 8 10	3 5	22	3	4	0	1	0	2	20	0	Seth Trimble	14:51	1-5	0-1	2-2	0 2 2	1 1	4	0	0	1	0	0	0	15	14	Puff Johnson	12:17	1-1	0-0	0-0	1 1 2	2 0	2	0	1	0	0	0	0	-3	24	Tyler Nickel	05:18	1-1	0-0	0-0	0 0 0	0 0	0	0	0	0	0	0	0	-3	13	Jalen Washington	02:22	1-1	0-0	0-0	0 0 0	0 0	0	0	0	0	0	0	0	-4	Team						1 1 2			0 0			0 0						Totals			27-57			3-13			18-24			12 31			43 11 20 75 15 11 5 1 5 16			Shooting By Period 1st FG% 14-31 45.2% 3PT% 2-6 33.3% FT% 9-11 81.8% 2nd FG% 13-26 50.0% 3PT% 1-7 14.3% FT% 9-13 69.2% GMFG% 27-57 47.4% 3PT% 3-13 23.1% FT% 18-24 75.0% Dead Ball Rebounds: 3, 0	
NO.	Name	Min	FG	3P	FT	Rebounds	Fouls	TP	AS	TO	ST	Blocks	BS	BA	+/-																																																																																																																																																																																																					
5	Armando Bacot	33:44	8-16	0-1	5-9	7 5 13	1 1	7	21	1	0	0	1	0	17																																																																																																																																																																																																					
32	Pete Nance	30:33	3-4	1-2	4-4	0 6 6	2 3	11	2	1	0	0	0	0	22																																																																																																																																																																																																					
1	Leaky Black	35:00	0-4	0-1	1-2	1 4 5	2 2	1	1	3	0	1	1	0	15																																																																																																																																																																																																					
2	Caleb Love	31:16	4-12	1-6	1-1	0 3 3	0 2	10	5	4	0	0	2	1	1																																																																																																																																																																																																					
4	RJ Davis	34:39	8-13	1-2	5-6	2 8 10	3 5	22	3	4	0	1	0	2	20																																																																																																																																																																																																					
0	Seth Trimble	14:51	1-5	0-1	2-2	0 2 2	1 1	4	0	0	1	0	0	0	15																																																																																																																																																																																																					
14	Puff Johnson	12:17	1-1	0-0	0-0	1 1 2	2 0	2	0	1	0	0	0	0	-3																																																																																																																																																																																																					
24	Tyler Nickel	05:18	1-1	0-0	0-0	0 0 0	0 0	0	0	0	0	0	0	0	-3																																																																																																																																																																																																					
13	Jalen Washington	02:22	1-1	0-0	0-0	0 0 0	0 0	0	0	0	0	0	0	0	-4																																																																																																																																																																																																					
Team						1 1 2			0 0			0 0																																																																																																																																																																																																								
Totals			27-57			3-13			18-24			12 31			43 11 20 75 15 11 5 1 5 16																																																																																																																																																																																																					
Official Basketball Box Score - Final Georgia Tech at Georgia Tech 12/11/22 McCamish Pavilion, Atlanta 2022-23 Men's Basketball Game Time: 7:00 PM Game Duration: 2:03 Attendance: 4,767 Officials: Ron Groover, Jeffrey Anderson, Tommy Morrisse																																																																																																																																																																																																																				

Alabama St. at Georgia Tech															Record: 1-9																																																																																																																																																																																							
<table border="1"> <thead> <tr> <th>NO.</th> <th>Name</th> <th>Min</th> <th>FG</th> <th>3P</th> <th>FT</th> <th>Rebounds</th> <th>Fouls</th> <th>TP</th> <th>AS</th> <th>TO</th> <th>ST</th> <th>Blocks</th> <th>BS</th> <th>BA</th> <th>+/-</th> </tr> </thead> <tbody> <tr> <td>4</td> <td>Duane Posey</td> <td>14:53</td> <td>1-9</td> <td>0-0</td> <td>2-2</td> <td>1 1 2</td> <td>4 1</td> <td>4</td> <td>0</td> <td>0</td> <td>0</td> <td>1</td> <td>3</td> <td>-25</td> </tr> <tr> <td>30</td> <td>Eric Coleman</td> <td>23:13</td> <td>2-6</td> <td>0-3</td> <td>2-4</td> <td>0 1 1</td> <td>4 3</td> <td>6</td> <td>1</td> <td>2</td> <td>0</td> <td>0</td> <td>0</td> <td>-26</td> </tr> <tr> <td>1</td> <td>Amarri Knox</td> <td>23:43</td> <td>2-6</td> <td>1-3</td> <td>0-0</td> <td>2 2 0</td> <td>0 5</td> <td>3</td> <td>1</td> <td>0</td> <td>1</td> <td>1</td> <td>-19</td> </tr> <tr> <td>20</td> <td>Antonio "TJ" Madlock</td> <td>35:03</td> <td>4-12</td> <td>0-4</td> <td>0-0</td> <td>2 9 11</td> <td>2 4</td> <td>8</td> <td>4</td> <td>1</td> <td>2</td> <td>0</td> <td>0</td> <td>-32</td> </tr> <tr> <td>24</td> <td>Isaiah Range</td> <td>34:28</td> <td>4-11</td> <td>1-6</td> <td>0-1</td> <td>2 3 5</td> <td>0 2</td> <td>9</td> <td>1</td> <td>3</td> <td>0</td> <td>2</td> <td>-38</td> </tr> <tr> <td>0</td> <td>Alex Anderson</td> <td>30:48</td> <td>4-10</td> <td>0-0</td> <td>4-5</td> <td>0 5 5</td> <td>4 4</td> <td>12</td> <td>1</td> <td>0</td> <td>1</td> <td>0</td> <td>-19</td> </tr> <tr> <td>22</td> <td>Darrell Reed</td> <td>15:38</td> <td>3-5</td> <td>0-0</td> <td>2-3</td> <td>0 3 3</td> <td>0 2</td> <td>8</td> <td>0</td> <td>0</td> <td>0</td> <td>0</td> <td>-12</td> </tr> <tr> <td>14</td> <td>Roland McCoy</td> <td>20:24</td> <td>3-6</td> <td>2-4</td> <td>0-0</td> <td>0 2 2</td> <td>0 0</td> <td>8</td> <td>0</td> <td>0</td> <td>0</td> <td>0</td> <td>-6</td> </tr> <tr> <td>3</td> <td>Christian McCray</td> <td>01:50</td> <td>0-1</td> <td>0-0</td> <td>0-0</td> <td>0 0 0</td> <td>0 0</td> <td>0</td> <td>0</td> <td>0</td> <td>0</td> <td>0</td> <td>0</td> <td>-6</td> </tr> <tr> <td colspan="3">Team</td> <td colspan="3"></td> <td colspan="3">2 1 3</td> <td colspan="3">0 0</td> <td colspan="3">0 0</td> <td colspan="3"></td> </tr> <tr> <td colspan="3">Totals</td> <td colspan="3">23-66</td> <td colspan="3">4-20</td> <td colspan="3">10-15</td> <td colspan="3">7 27</td> <td colspan="3">34 16 80 10 7 3 2 8 -36</td> </tr> </tbody> </table>															NO.	Name	Min	FG	3P	FT	Rebounds	Fouls	TP	AS	TO	ST	Blocks	BS	BA	+/-	4	Duane Posey	14:53	1-9	0-0	2-2	1 1 2	4 1	4	0	0	0	1	3	-25	30	Eric Coleman	23:13	2-6	0-3	2-4	0 1 1	4 3	6	1	2	0	0	0	-26	1	Amarri Knox	23:43	2-6	1-3	0-0	2 2 0	0 5	3	1	0	1	1	-19	20	Antonio "TJ" Madlock	35:03	4-12	0-4	0-0	2 9 11	2 4	8	4	1	2	0	0	-32	24	Isaiah Range	34:28	4-11	1-6	0-1	2 3 5	0 2	9	1	3	0	2	-38	0	Alex Anderson	30:48	4-10	0-0	4-5	0 5 5	4 4	12	1	0	1	0	-19	22	Darrell Reed	15:38	3-5	0-0	2-3	0 3 3	0 2	8	0	0	0	0	-12	14	Roland McCoy	20:24	3-6	2-4	0-0	0 2 2	0 0	8	0	0	0	0	-6	3	Christian McCray	01:50	0-1	0-0	0-0	0 0 0	0 0	0	0	0	0	0	0	-6	Team						2 1 3			0 0			0 0						Totals			23-66			4-20			10-15			7 27			34 16 80 10 7 3 2 8 -36			Shooting By Period 1st FG% 8-33 24.2% 3PT% 1-9 11.1% FT% 3-6 50% 2nd FG% 15-33 45.5% 3PT% 3-11 27.3% FT% 7-9 77.8% GMFG% 23-66 34.8% 3PT% 4-20 20.0% FT% 10-15 66.7% Dead Ball Rebounds: 2, 0	
NO.	Name	Min	FG	3P	FT	Rebounds	Fouls	TP	AS	TO	ST	Blocks	BS	BA	+/-																																																																																																																																																																																							
4	Duane Posey	14:53	1-9	0-0	2-2	1 1 2	4 1	4	0	0	0	1	3	-25																																																																																																																																																																																								
30	Eric Coleman	23:13	2-6	0-3	2-4	0 1 1	4 3	6	1	2	0	0	0	-26																																																																																																																																																																																								
1	Amarri Knox	23:43	2-6	1-3	0-0	2 2 0	0 5	3	1	0	1	1	-19																																																																																																																																																																																									
20	Antonio "TJ" Madlock	35:03	4-12	0-4	0-0	2 9 11	2 4	8	4	1	2	0	0	-32																																																																																																																																																																																								
24	Isaiah Range	34:28	4-11	1-6	0-1	2 3 5	0 2	9	1	3	0	2	-38																																																																																																																																																																																									
0	Alex Anderson	30:48	4-10	0-0	4-5	0 5 5	4 4	12	1	0	1	0	-19																																																																																																																																																																																									
22	Darrell Reed	15:38	3-5	0-0	2-3	0 3 3	0 2	8	0	0	0	0	-12																																																																																																																																																																																									
14	Roland McCoy	20:24	3-6	2-4	0-0	0 2 2	0 0	8	0	0	0	0	-6																																																																																																																																																																																									
3	Christian McCray	01:50	0-1	0-0	0-0	0 0 0	0 0	0	0	0	0	0	0	-6																																																																																																																																																																																								
Team						2 1 3			0 0			0 0																																																																																																																																																																																										
Totals			23-66			4-20			10-15			7 27			34 16 80 10 7 3 2 8 -36																																																																																																																																																																																							
Official Basketball Box Score - Final Georgia Tech at Georgia Tech 12/11/22 McCamish Pavilion, Atlanta 2022-23 Men's Basketball Game Time: 2:00 PM Game Duration: 1:55 Attendance: 3,798 Officials: Jamie Luckie, Jeff Ron, J.W. Lucas																																																																																																																																																																																																						

Clemson - 79															Record: 10-3 (2-0)																																																																																																																																																																																											
<table border="1"> <thead> <tr> <th>NO.</th> <th>Name</th> <th>Min</th> <th>FG</th> <th>3P</th> <th>FT</th> <th>Rebounds</th> <th>Fouls</th> <th>TP</th> <th>AS</th> <th>TO</th> <th>ST</th> <th>Blocks</th> <th>BS</th> <th>BA</th> <th>+/-</th> </tr> </thead> <tbody> <tr> <td>4</td> <td>Ian Schieffelin</td> <td>15:02</td> <td>2-3</td> <td>0-0</td> <td>0-0</td> <td>0 2 2</td> <td>2 2</td> <td>4</td> <td>1</td> <td>0</td> <td>0</td> <td>0</td> <td>0</td> <td>0</td> </tr> <tr> <td>5</td> <td>Hunter Tyson</td> <td>39:02</td> <td>6-12</td> <td>2-6</td> <td>0-0</td> <td>2 11 13</td> <td>1 2</td> <td>14</td> <td>2</td> <td>0</td> <td>0</td> <td>0</td> <td>2</td> <td>12</td> </tr> <tr> <td>24</td> <td>PJ Hall</td> <td>27:34</td> <td>12-18</td> <td>0-0</td> <td>1-1</td> <td>5 5 10</td> <td>4 3</td> <td>25</td> <td>3</td> <td>2</td> <td>0</td> <td>1</td> <td>1</td> <td>8</td> </tr> <tr> <td>1</td> <td>Chase Hunter</td> <td>35:39</td> <td>4-13</td> <td>0-3</td> <td>6-7</td> <td>1 2 3</td> <td>2 6</td> <td>14</td> <td>4</td> <td>4</td> <td>1</td> <td>1</td> <td>1</td> <td>4</td> </tr> <tr> <td>11</td> <td>Brevin Galloway</td> <td>36:58</td> <td>4-8</td> <td>3-3</td> <td>0-0</td> <td>4 4 2</td> <td>3 14</td> <td>5</td> <td>2</td> <td>1</td> <td>0</td> <td>0</td> <td>9</td> </tr> <tr> <td>10</td> <td>Ben Middlebrooks</td> <td>06:57</td> <td>1-1</td> <td>0-0</td> <td>0-0</td> <td>0 1 1</td> <td>3 0</td> <td>2</td> <td>0</td> <td>0</td> <td>0</td> <td>0</td> <td>0</td> <td>5</td> </tr> <tr> <td>2</td> <td>Dillon Hunter</td> <td>23:19</td> <td>0-3</td> <td>0-2</td> <td>2-2</td> <td>0 2 2</td> <td>3 2</td> <td>2</td> <td>4</td> <td>0</td> <td>1</td> <td>0</td> <td>0</td> <td>10</td> </tr> <tr> <td>22</td> <td>RJ Godfrey</td> <td>10:37</td> <td>2-3</td> <td>0-0</td> <td>0-0</td> <td>0 2 2</td> <td>3 0</td> <td>4</td> <td>0</td> <td>1</td> <td>0</td> <td>1</td> <td>0</td> <td>11</td> </tr> <tr> <td>0</td> <td>Josh Beadle</td> <td>06:52</td> <td>0-1</td> <td>0-1</td> <td>0-0</td> <td>0 1 1</td> <td>2 1</td> <td>2</td> <td>0</td> <td>1</td> <td>0</td> <td>0</td> <td>0</td> <td>0</td> </tr> <tr> <td colspan="3">Team</td> <td colspan="3"></td> <td colspan="3">0 2 0</td> <td colspan="3">0 1</td> <td colspan="3">0 1</td> <td colspan="3"></td> </tr> <tr> <td colspan="3">Totals</td> <td colspan="3">31-62</td> <td colspan="3">5-18</td> <td colspan="3">12-13</td> <td colspan="3">8 32</td> <td colspan="3">40 22 17 79 20 11 3 3 5 13</td> </tr> </tbody> </table>															NO.	Name	Min	FG	3P	FT	Rebounds	Fouls	TP	AS	TO	ST	Blocks	BS	BA	+/-	4	Ian Schieffelin	15:02	2-3	0-0	0-0	0 2 2	2 2	4	1	0	0	0	0	0	5	Hunter Tyson	39:02	6-12	2-6	0-0	2 11 13	1 2	14	2	0	0	0	2	12	24	PJ Hall	27:34	12-18	0-0	1-1	5 5 10	4 3	25	3	2	0	1	1	8	1	Chase Hunter	35:39	4-13	0-3	6-7	1 2 3	2 6	14	4	4	1	1	1	4	11	Brevin Galloway	36:58	4-8	3-3	0-0	4 4 2	3 14	5	2	1	0	0	9	10	Ben Middlebrooks	06:57	1-1	0-0	0-0	0 1 1	3 0	2	0	0	0	0	0	5	2	Dillon Hunter	23:19	0-3	0-2	2-2	0 2 2	3 2	2	4	0	1	0	0	10	22	RJ Godfrey	10:37	2-3	0-0	0-0	0 2 2	3 0	4	0	1	0	1	0	11	0	Josh Beadle	06:52	0-1	0-1	0-0	0 1 1	2 1	2	0	1	0	0	0	0	Team						0 2 0			0 1			0 1						Totals			31-62			5-18			12-13			8 32			40 22 17 79 20 11 3 3 5 13			Shooting By Period 1st FG% 17-31 54.8% 3PT% 2-9 22.2% FT% 4-4 100% 2nd FG% 14-31 45.2% 3PT% 3-9 33.3% FT% 8-9 88.9% GMFG% 31-62 50.0% 3PT% 5-18 27.8% FT% 12-13 92.3% Dead Ball Rebounds: 0, 0	
NO.	Name	Min	FG	3P	FT	Rebounds	Fouls	TP	AS	TO	ST	Blocks	BS	BA	+/-																																																																																																																																																																																											
4	Ian Schieffelin	15:02	2-3	0-0	0-0	0 2 2	2 2	4	1	0	0	0	0	0																																																																																																																																																																																												
5	Hunter Tyson	39:02	6-12	2-6	0-0	2 11 13	1 2	14	2	0	0	0	2	12																																																																																																																																																																																												
24	PJ Hall	27:34	12-18	0-0	1-1	5 5 10	4 3	25	3	2	0	1	1	8																																																																																																																																																																																												
1	Chase Hunter	35:39	4-13	0-3	6-7	1 2 3	2 6	14	4	4	1	1	1	4																																																																																																																																																																																												
11	Brevin Galloway	36:58	4-8	3-3	0-0	4 4 2	3 14	5	2	1	0	0	9																																																																																																																																																																																													
10	Ben Middlebrooks	06:57	1-1	0-0	0-0	0 1 1	3 0	2	0	0	0	0	0	5																																																																																																																																																																																												
2	Dillon Hunter	23:19	0-3	0-2	2-2	0 2 2	3 2	2	4	0	1	0	0	10																																																																																																																																																																																												
22	RJ Godfrey	10:37	2-3	0-0	0-0	0 2 2	3 0	4	0	1	0	1	0	11																																																																																																																																																																																												
0	Josh Beadle	06:52	0-1	0-1	0-0	0 1 1	2 1	2	0	1	0	0	0	0																																																																																																																																																																																												
Team						0 2 0			0 1			0 1																																																																																																																																																																																														
Totals			31-62			5-18			12-13			8 32			40 22 17 79 20 11 3 3 5 13																																																																																																																																																																																											
Official Basketball Box Score - Final Georgia Tech - 66 12/12/22 McCamish Pavilion, Atlanta 2022-23 Men's Basketball Game Time: 7:30 PM Game Duration: 2:03 Attendance: 4,767 Officials: Ron Groover, Jeffrey Anderson, Tommy Morrisse																																																																																																																																																																																																										

GAME NOTES

Georgia Tech - 96															Record: 7-4																																																																																																																																																																																																																																																																							
<table border="1"> <thead> <tr> <th>NO.</th> <th>Name</th> <th>Min</th> <th>FG</th> <th>3P</th> <th>FT</th> <th>Rebounds</th> <th>Fouls</th> <th>TP</th> <th>AS</th> <th>TO</th> <th>ST</th> <th>Blocks</th> <th>BS</th> <th>BA</th> <th>+/-</th> </tr> </thead> <tbody> <tr> <td>14</td> <td>Jalon Moore</td> <td>25:24</td> <td>5-8</td> <td>0-0</td> <td>5-6</td> <td>4 3 7</td> <td>0 6</td> <td>15</td> <td>2</td> <td>0</td> <td>2</td> <td>3</td> <td>0</td> <td>39</td> </tr> <tr> <td>24</td> <td>Rodney Howard</td> <td>18:18</td> <td>5-6</td> <td>0-0</td> <td>1-2</td> <td>1 10 11</td> <td>4 3</td> <td>11</td> <td>3</td> <td>0</td> <td>0</td> <td>1</td> <td>0</td> <td>37</td> </tr> <tr> <td>1</td> <td>Kyle Sturdivant</td> <td>24:03</td> <td>5-10</td> <td>3-4</td> <td>0 0 8</td> <td>2 0 13</td> <td>7 1</td> <td>0</td> <td>1</td> <td>1</td> <td>35</td> <td></td> <td></td> <td></td> </tr> <tr> <td>11</td> <td>Tristan Maxwell</td> <td>23:40</td> <td>6-11</td> <td>5-8</td> <td>1-2</td> <td>0 0 1</td> <td>2 1</td> <td>18</td> <td>4</td> <td>1</td> <td>0</td> <td>1</td> <td>0</td> <td>33</td> </tr> <tr> <td>13</td> <td>Miles Kelly</td> <td>24:42</td> <td>4-9</td> <td>2-6</td> <td>0 0 2</td> <td>1 10 3</td> <td>0 1</td> <td>0</td> <td>0</td> <td>0</td> <td>0</td> <td>0</td> <td>0</td> <td>9</td> </tr> <tr> <td>0</td> <td>Lance Terry</td> <td>21:07</td> <td>5-6</td> <td>2-3</td> <td>1-1</td> <td>0 3 3</td> <td>1 1</td> <td>13</td> <td>1</td> <td>0</td> <td>0</td> <td>0</td> <td>0</td> <td>35</td> </tr> <tr> <td>3</td> <td>Dallan "Deebo" Coleman</td> <td>15:18</td> <td>2-5</td> <td>0-1</td> <td>1-2</td> <td>0 4 2</td> <td>1 0</td> <td>5</td> <td>2</td> <td>2</td> <td>0</td> <td>0</td> <td>0</td> <td>8</td> </tr> <tr> <td>5</td> <td>Deivon Smith</td> <td>14:09</td> <td>1-5</td> <td>0-0</td> <td>0 0 2</td> <td>1 0 2</td> <td>3 0</td> <td>0</td> <td>0</td> <td>0</td> <td>0</td> <td>0</td> <td>0</td> <td>6</td> </tr> <tr> <td>23</td> <td>Jordan Meka</td> <td>16:35</td> <td>2-3</td> <td>0-0</td> <td>0 0 1</td> <td>3 4 5</td> <td>0 0</td> <td>4</td> <td>0</td> <td>0</td> <td>0</td> <td>2</td> <td>0</td> <td>3</td> </tr> <tr> <td>10</td> <td>Cyril Martynov</td> <td>07:41</td> <td>1-3</td> <td>0-0</td> <td>0-0</td> <td>2 2 2</td> <td>1 0</td> <td>2</td> <td>0</td> <td>2</td> <td>0</td> <td>0</td> <td>0</td> <td>-6</td> </tr> <tr> <td>12</td> <td>Freds Pauls Bagatskis</td> <td>05:03</td> <td>0-1</td> <td>0-1</td> <td>0-0</td> <td>0 0 0</td> <td>0 0</td> <td>1</td> <td>0</td> <td>0</td> <td>0</td> <td>0</td> <td>0</td> <td>-8</td> </tr> <tr> <td>30</td> <td>Coleman Boyd</td> <td>01:48</td> <td>1-1</td> <td>1-1</td> <td>0-0</td> <td>0 0 0</td> <td>0 0</td> <td>0</td> <td>0</td> <td>0</td> <td>0</td> <td>0</td> <td>0</td> <td>-5</td> </tr> <tr> <td>33</td> <td>Brayden Daniels</td> <td>01:48</td> <td>0-0</td> <td>0-0</td> <td>0-0</td> <td>0 0 0</td> <td>0 0</td> <td>0</td> <td>0</td> <td>0</td> <td>0</td> <td>0</td> <td>0</td> <td>-5</td> </tr> <tr> <td>43</td> <td>Jermontae Hill</td> <td>00:24</td> <td>0-0</td> <td>0-0</td> <td>0-0</td> <td>0 0 0</td> <td>0 0</td> <td>0</td> <td>0</td> <td>0</td> <td>0</td> <td>0</td> <td>0</td> <td>-1</td> </tr> <tr> <td colspan="3">Team</td> <td colspan="3"></td> <td colspan="3">1 1 2</td> <td colspan="3">0 0</td> <td colspan="3">0 0</td> <td colspan="3"></td> </tr> <tr> <td colspan="3">Totals</td> <td colspan="3">37-68</td> <td colspan="3">13-24</td> <td colspan="3">9-13</td> <td colspan="3">9 25</td> <td colspan="3">5 5 8 2 36</td> </tr> </tbody> </table>															NO.	Name	Min	FG	3P	FT	Rebounds	Fouls	TP	AS	TO	ST	Blocks	BS	BA	+/-	14	Jalon Moore	25:24	5-8	0-0	5-6	4 3 7	0 6	15	2	0	2	3	0	39	24	Rodney Howard	18:18	5-6	0-0	1-2	1 10 11	4 3	11	3	0	0	1	0	37	1	Kyle Sturdivant	24:03	5-10	3-4	0 0 8	2 0 13	7 1	0	1	1	35				11	Tristan Maxwell	23:40	6-11	5-8	1-2	0 0 1	2 1	18	4	1	0	1	0	33	13	Miles Kelly	24:42	4-9	2-6	0 0 2	1 10 3	0 1	0	0	0	0	0	0	9	0	Lance Terry	21:07	5-6	2-3	1-1	0 3 3	1 1	13	1	0	0	0	0	35	3	Dallan "Deebo" Coleman	15:18	2-5	0-1	1-2	0 4 2	1 0	5	2	2	0	0	0	8	5	Deivon Smith	14:09	1-5	0-0	0 0 2	1 0 2	3 0	0	0	0	0	0	0	6	23	Jordan Meka	16:35	2-3	0-0	0 0 1	3 4 5	0 0	4	0	0	0	2	0	3	10	Cyril Martynov	07:41	1-3	0-0	0-0	2 2 2	1 0	2	0	2	0	0	0	-6	12	Freds Pauls Bagatskis	05:03	0-1	0-1	0-0	0 0 0	0 0	1	0	0	0	0	0	-8	30	Coleman Boyd	01:48	1-1	1-1	0-0	0 0 0	0 0	0	0	0	0	0	0	-5	33	Brayden Daniels	01:48	0-0	0-0	0-0	0 0 0	0 0	0	0	0	0	0	0	-5	43	Jermontae Hill	00:24	0-0	0-0	0-0	0 0 0	0 0	0	0	0	0	0	0	-1	Team						1 1 2			0 0			0 0						Totals			37-68			13-24			9-13			9 25			5 5 8 2 36			Shooting By Period 1st FG% 21-36 58.3% 3PT% 7-15 46.7% FT% 6-8 75% 2nd FG% 16-32 50.0% 3PT% 6-9 66.7% 	
NO.	Name	Min	FG	3P	FT	Rebounds	Fouls	TP	AS	TO	ST	Blocks	BS	BA	+/-																																																																																																																																																																																																																																																																							
14	Jalon Moore	25:24	5-8	0-0	5-6	4 3 7	0 6	15	2	0	2	3	0	39																																																																																																																																																																																																																																																																								
24	Rodney Howard	18:18	5-6	0-0	1-2	1 10 11	4 3	11	3	0	0	1	0	37																																																																																																																																																																																																																																																																								
1	Kyle Sturdivant	24:03	5-10	3-4	0 0 8	2 0 13	7 1	0	1	1	35																																																																																																																																																																																																																																																																											
11	Tristan Maxwell	23:40	6-11	5-8	1-2	0 0 1	2 1	18	4	1	0	1	0	33																																																																																																																																																																																																																																																																								
13	Miles Kelly	24:42	4-9	2-6	0 0 2	1 10 3	0 1	0	0	0	0	0	0	9																																																																																																																																																																																																																																																																								
0	Lance Terry	21:07	5-6	2-3	1-1	0 3 3	1 1	13	1	0	0	0	0	35																																																																																																																																																																																																																																																																								
3	Dallan "Deebo" Coleman	15:18	2-5	0-1	1-2	0 4 2	1 0	5	2	2	0	0	0	8																																																																																																																																																																																																																																																																								
5	Deivon Smith	14:09	1-5	0-0	0 0 2	1 0 2	3 0	0	0	0	0	0	0	6																																																																																																																																																																																																																																																																								
23	Jordan Meka	16:35	2-3	0-0	0 0 1	3 4 5	0 0	4	0	0	0	2	0	3																																																																																																																																																																																																																																																																								
10	Cyril Martynov	07:41	1-3	0-0	0-0	2 2 2	1 0	2	0	2	0	0	0	-6																																																																																																																																																																																																																																																																								
12	Freds Pauls Bagatskis	05:03	0-1	0-1	0-0	0 0 0	0 0	1	0	0	0	0	0	-8																																																																																																																																																																																																																																																																								
30	Coleman Boyd	01:48	1-1	1-1	0-0	0 0 0	0 0	0	0	0	0	0	0	-5																																																																																																																																																																																																																																																																								
33	Brayden Daniels	01:48	0-0	0-0	0-0	0 0 0	0 0	0	0	0	0	0	0	-5																																																																																																																																																																																																																																																																								
43	Jermontae Hill	00:24	0-0	0-0	0-0	0 0 0	0 0	0	0	0	0	0	0	-1																																																																																																																																																																																																																																																																								
Team						1 1 2			0 0			0 0																																																																																																																																																																																																																																																																										
Totals			37-68			13-24			9-13			9 25			5 5 8 2 36																																																																																																																																																																																																																																																																							

2022-23 BOX SCORES

Official Basketball Box Score - Final													Game Time: 12:00 PM		
Virginia at Georgia Tech													Game Duration: 1:55		
12/31/22 McCamish Pavilion, Atlanta													Attendance: 5,371		
2022-23 Men's Basketball													Officials: Bert Smith, Tommy Morrissey, Gourney Smith		
Virginia - 74													Record: 10-2 (2-1)		
NO. Name	Min	FG	3P	FT	Rebounds	Fouls	TP	AS	TO	ST	Blocks	+/-	1st FG%	3PT%	
1 Jayden Gardner	F 22:01	7-12	0-0	0-0	2 2 2	2 0 14	1	1	1	1	0	0	13	31%	8-15 53.3%
21 Kadin Shedrick	F 16:53	3-4	0-0	5-5	2 2 4	4 3 11	1	1	1	2	0	0	12	75%	2-4 50%
0 Khevi Clark	G 30:34	6-9	2-3	1-3	1 1 2	1 4 15	8	3	3	0	1	19	14.3%	14-32 43.8%	
2 Reece Beekman	G 26:45	3-6	2-3	0-0	1 3 4	1 0 8	4	2	2	0	0	23	2.7%	26.6%	
4 Armaan Franklin	G 31:28	3-12	3-9	2-2	2 1 3	1 4 11	4	0	5	0	0	19	8.1%	66.7%	
11 Isaac McNeely	24:28	3-5	3-5	0-0	1 3 4	2 0 9	2	3	0	0	0	2	27.5%	47.4%	
5 Ben Vander Plas	21:04	1-3	0-1	1-2	1 5 6	0 3 3	0	0	2	0	0	11	10.2%	45.5%	
22 Francisco Caffaro	05:46	0-1	0-0	0-0	0 0 0	1 0 0	0	0	0	0	0	0	10.1%	62.5%	
13 Ryan Dunn	11:44	1-1	0-0	0-0	1 2 3	0 0 2	1	1	0	0	0	3	8.1%	66.7%	
10 Taine Murray	04:09	0-1	0-1	0-0	0 0 0	0 0 0	0	0	0	0	0	0	0%	0%	
12 Chase Coleman	02:34	0-0	0-0	1-2	0 0 0	1 1 1	0	0	0	0	0	0	0%	0%	
24 Tristan How	02:34	0-3	0-0	0-2	2 1 3	1 1 0	0	0	0	0	0	0	0%	0%	
Team					0 0 0	0 0 0	0	0	0	0	0	0			
Totals	27:57	10-22	10-16	11 20 31	14 16 74	21 11 14	3 1 8								
Shooting By Period													Dead Ball Rebounds: 2, 0		
Technical Fouls: NONE															

Official Basketball Box Score - Final													Game Time: 7:00 PM		
Miami (FL) at Georgia Tech													Game Duration: 2:03		
01/04/23 McCamish Pavilion, Atlanta													Attendance: 4,203		
2022-23 Men's Basketball													Officials: Jamie Luckie, Brent Hampton, Matt Potter		
Miami (FL) - 70													Record: 13-2 (4-1)		
NO. Name	Min	FG	3P	FT	Rebounds	Fouls	TP	AS	TO	ST	Blocks	+/-	1st FG%	3PT%	
15 Norchad Omier	F 21:02	6-12	0-1	5-7	3 5 8	5 5 17	1	0	0	0	0	1	1	41.3%	38.9%
2 Isaiah Wong	G 38:09	1-11	0-8	4-5	3 3 6	3 3 6	3	2	4	1	0	-10	9.1%	26.7%	
11 Jordan Miller	G 37:10	7-12	0-1	3-4	2 1 3	2 3 2	3	17	0	0	0	0	58.3%	75%	
24 Nijel Pack	G 34:01	4-15	3-12	2-2	2 4 1	2 13	2	2	1	0	0	2	26.7%	31.3%	
55 Wooga Poplar	G 20:49	4-8	0-3	1-3	0 2 2	2 9	0	2	6	0	0	4	50%	5.9%	
0 AJ Casey	04:52	0-0	0-0	2-2	1 0 1	0 1	2	0	0	0	0	-13	0%	66.7%	
4 Bensley Joseph	25:53	1-7	1-5	0-2	1 3 4	3 1	3	3	0	1	1	-10	14.3%	6.7%	
1 Anthony Walker	10:21	1-1	1-1	0-0	1 3 4	0 0	3	1	0	0	0	-1	100%	15.6%	
5 Harford Beverly	06:53	0-1	0-1	0-0	0 0 0	0 0	0	0	0	0	0	0	0%	68.0%	
12 Favour Aire	02:50	0-1	0-0	0-0	0 0 0	1 0	0	0	0	0	0	0	0%	0%	
Team					3 1 4	0 1	0	1	0	0	0	0			
Totals	24:68	5-32	17-25	16 20 36	17 17 70	12 7 13	3 2 6								
Shooting By Period													Dead Ball Rebounds: 4, 0		
Technical Fouls: NONE															

Official Basketball Box Score - Final													Game Time: 7:00 PM		
Georgia Tech - 76													Game Duration: 2:17		
12/31/22 McCamish Pavilion, Atlanta													Attendance: 5,371		
2022-23 Men's Basketball													Officials: Bert Smith, Tommy Morrissey, Gourney Smith		
Georgia Tech - 56													Record: 7-6 (0-3)		
NO. Name	Min	FG	3P	FT	Rebounds	Fouls	TP	AS	TO	ST	Blocks	+/-	1st FG%	3PT%	
14 Jalon Moore	F 21:49	0-2	0-0	2-2	0 1 1	0 1	2	0	1	1	0	0	-23	0%	45.0%
24 Rodney Howard	C 27:54	4-6	0-0	0-0	1 4 5	1 0	8	1	4	1	0	0	18	66.7%	42.9%
0 Lance Terry	G 27:38	2-5	1-2	2-2	1 1 2	3 2	7	1	2	0	0	-11	40%	80%	
1 Kyle Sturdivant	G 29:40	1-4	0-2	0-0	0 2 2	2 1	2	8	5	1	0	0	0	25%	44.0%
3 Dalian "Deebo" Coleman	G 33:54	2-6	1-3	1-2	0 4 4	3 2	6	1	4	0	0	-18	33.3%	44.4%	
4 Ja'von Franklin	22:20	5-9	0-0	1-4	5 4 9	2 5	11	0	1	1	0	2	55.6%	62.5%	
5 De'von Smith	08:26	0-0	0-0	0-0	0 1 1	3 0	0	3	0	0	0	-15	0%	43.8%	
13 Miles Kelly	28:19	6-13	5-9	3-3	0 1 1	2 3	20	0	3	2	0	1	48.5%	69.2%	
Team					1 4 5	0 0	0	0	0	0	0	0			
Totals	20:45	7-16	9-13	8 22 30	16 14 56	11 23	6 1 3	-18							
Shooting By Period													Dead Ball Rebounds: 1, 1		
Technical Fouls: NONE															

Official Basketball Box Score - Final													Game Time: 12:00 PM	
Georgia Tech at Florida State													Game Duration: 1:48	
01/07/23 Donald L. Tucker Center, Tallahassee													Attendance: 5,536	
2022-23 Men's Basketball													Officials: Bill Covington Jr, Jeffrey Clark, Trey Styons	
Georgia Tech - 64													Record: 8-7 (1-4)	
NO. Name	Min	FG	3P	FT	Rebounds	Fouls	TP	AS	TO	ST	Blocks	+/-	1st FG%	3PT%
14 Jalon Moore	F 22:21	1-4	0-1	5-6	2 3 5	1 4	7	0	1	0	0	-16	25%	50.0%
24 Rodney Howard	C 30:02	0-2	0-0	0-0	4 0 4	2 1	0	2	0	1	1	0	0%	83.3%
0 Lance Terry	G 37:42	6-15	3-6	2-2	0 5 5	2 3	17	0	3	0	0	-12	40%	36.7%
3 Dalian "Deebo" Coleman	G 28:12	4-7	2-5	1-2	1 2 3	2 1	11	3	2	1	0	-12	57.1%	20.0%
13 Miles Kelly	G 32:29	6-14	4-8	0-0	0 2 2	2 0	16	2	4	0	0	-2	46%	66.7%
4 Ja'von Franklin	18:07	3-4	0-0	1-2	3 1 4	1 0	6	0	0	0	0	-6	75%	40.4%
5 De'von Smith	22:41	3-8	0-2	1-2	1 6 7	2 2	7	6	3	0	0	-3	37.5%	37.5%
11 Tristan Maxwell	03:36	0-2	0-1	0-0	0 2 2	0 0	0	0	1	0	0	-1	0%	75.0%
1 Kyle Sturdivant	04:50	0-1	0-0	0-0	0 0 0	0 0	2	2	0	0	0	-7	0%	0%
Team					0 1 1	0 0	0	0	0	0	0	0		
Totals	23:57	9-24	9-12	9 23 32	12 11 64	15 13	6 1 0	-11						
Shooting By Period													Dead Ball Rebounds: 2, 1	
Technical Fouls: NONE														

Official Basketball Box Score - Final													Game Time: 7:00 PM		
Georgia Tech at Notre Dame													Game Duration: 2:17		
01/10/23 Purcell Pavilion at the Joyce Center, Notre Dame													Attendance: 4,502		
2022-23 Men's Basketball													Officials: Clarence Armstrong, John Gaffney, Tim Clougherty		
Georgia Tech - 72													Record: 8-8 (1-5)		
NO. Name	Min	FG	3P	FT	Rebounds	Fouls	TP	AS	TO	ST	Blocks	+/-	1st FG%	3PT%	
4 Ja'von Franklin	F 44:57	5-7	0-0	2-4	6 6 12	1 3	12	3	0	1	4	0	2	71.4%	37.5%
24 Rodney Howard	C 13:02	1-3	0-0	0-0	2 1 3	2 0	2	0	1	1	0	-12	33.3%	50%	
0 Lance Terry	G 34:55	1-9	0-4	2-2	0 2 2	3 3	4	1	0	0	0	-13	11.1%	48.1%	
3 Dalian "Deebo" Coleman	G 27:11	2-8	0-6	2-2	0 4 4	2 3	6	1	1	0	0	-3	25%	33.3%	
13 Miles Kelly	G 30:06	3-10	3-7	2-2	1 2 3	2 1	11	1	4	3	0	2	30%	87.5%	
5 De'von Smith	36:10	7-12	2-4	0-0	2 8 10	4 4	16	7	4	0	1	2	58.3%	28.6%	
11 Tristan Maxwell	11:01	1-5	1-3	0-0	2 2 2	2 0	3	0	1	0	0	11	20%	33.3%	
1 Kyle Sturdivant	18:38	7-12	2-3	2-2	0 2 2	2 1	18	1	0	0	0	1	58.3%	100%	
Team					3 1 4	0 3	0	3	0	0	0	0			
Totals	27:66	8-27	10-12	14 28 42	18 15 72	14 14	7 5 6	-1							
Shooting By Period													Dead Ball Rebounds: 1, 0		
Technical Fouls: NONE															

Official Basketball Box Score - Final													Game Time: 7:00 PM	
Georgia Tech at Notre Dame													Game Duration: 2:17	
01/10/23 Purcell Pavilion at the Joyce Center, Notre Dame													Attendance: 4,502	
2022-23 Men's Basketball													Officials: Clarence Armstrong, John Gaffney, Tim Clougherty	
Notre Dame - 73													Record: 9-8 (1-5)	
NO. Name	Min	FG	3P	FT	Rebounds	Fouls	TP	AS	TO	ST	Blocks	+/-	1st FG%	3PT%
14 Nate Laszewski	F 41:41	4-8	1-4	5-6	0 7 7	3 6	14	1	2	2	1	-2	50%	44.4%
3 Trey Wertz	G 36:31	2-7	2-4	0-2	0 4 4	3 1	6	3	0	1	0	7	28.6%	66.7%
5 Cormac Ryan	G 39:39	5-12	1-4	0-0	1 1 2	1 2	11	1	2	2	2	7	41.7%	46.7%
6 Cormac Hammond	G 19:55	2-6	2-5	1-1	0 0 0	1 1	7	0	2	0	0	-14	33.3%	23.1%
23 Dane Goodwin	G 41:34	6-11	1-3	6-7	2 0 12	2 5	19	2	3	1	1	-3	54.5%	80%
1 JJ Staring	38:22	6-12	2-4	2-3	1 2 3	4 3	16	3	4	1	0	8	50%	50%
25 Matt Zona	03:11	0-0	0-0	0-0	0 0 0	0 0	0	0	0	0	0	0	0%	100%
13 Dom Campbell	04:07	0-3	0-0	0-0	2 1 3	0 0	0	0	0	0	0	-2	0%	100%
Team					1 1 2	0 1	0	1	0	0	0	0		
Totals	25:59	9-24	14-19	7 26 33	15 18 73	12 14	7 6 5	1						
Shooting By Period													Dead Ball Rebounds: 4, 0	
Technical Fouls: NONE														

Official Basketball Box Score - Final													Game Time: 7:00 PM	
Georgia Tech at Florida State													Game Duration: 1:48	
01/07/23 Donald L. Tucker Center, Tallahassee													Attendance: 5,536	
2022-23 Men's Basketball													Officials: Bill Covington Jr, Jeffrey Clark, Trey Styons	
Florida State - 75													Record: 5-11 (3-2)	
NO. Name	Min	FG	3P	FT	Rebounds	Fouls	TP	AS	TO	ST	Blocks	+/-		



2022-23 BOX SCORES

Official Basketball Box Score - Final															Game Time: 3:00 PM			
Pittsburgh at Georgia Tech															Game Duration: 1:53			
01/14/23 McCamish Pavilion, Atlanta															Attendance: 5,355			
2022-23 Men's Basketball															Officials: Jamie Luckie, A.J. Desai, Matt Potter			
Pittsburgh - 71															Record: 12-6 (5-2)			
NO. Name	Min	FG	3P	FT	Rebounds	Fouls	TP	AS	TO	ST	Blocks	BS	BA	+	-	Shooting By Period		
2 Blake Hinson	F 29:36	4-14	2-7	3-5	1 3 4	1 5	13	0	0	2	0	1	0	1	8	1 st FG%: 13-33 39.4%		
33 Federico Federico	C 34:46	1-3	0-0	1-2	3 4 7	3 1	3	0	0	2	3	0	0	14	3 rd FT%: 5-12 41.7%			
0 Nelly Cummings	G 23:44	5-7	1-3	0-0	0 5 5	4 0	11	2	0	0	0	0	0	11	2 nd FT%: 7-7 100%			
3 Greg Elliott	G 24:41	1-7	0-3	2-2	0 5 5	0 1	4	1	0	1	0	1	0	5	2 nd FG%: 11-23 47.8%			
11 Jamarious Burton	G 36:54	6-13	0-1	7-7	1 2 3	2 4	19	2	1	1	0	0	0	11	3 rd FT%: 1-8 12.5%			
22 Nike Sibande	34:41	7-12	3-6	4-4	0 6 6	0 4	21	0	1	0	0	0	0	6	GM FG%: 24-56 42.9%			
5 Nate Santos	10:24	0-0	0-0	0-0	0 1 1	1 0	0	0	0	0	0	0	0	3	3 rd FT%: 6-20 30.0%			
25 Guillermo Diaz Graham	05:14	0-0	0-0	0-0	1 0 1	1 1	0	0	0	0	0	0	0	3	FT%: 17-20 85.0%			
Team					0 3 3	0	0	1	0	0	0	0	0	0	0	Dead Ball Rebounds: 1, 1		
Totals		24-56	6-20	17-20	6 29 35	12 16	71	5	3	6	4	2	11					
Georgia Tech - 60															Record: 8-9 (1-6)			
NO. Name	Min	FG	3P	FT	Rebounds	Fouls	TP	AS	TO	ST	Blocks	BS	BA	+	-	Shooting By Period		
14 Jalon Moore	F 10:16	1-3	1-2	0-0	0 2 2	1 1	3	0	2	0	1	1	1	0	9	1 st FG%: 13-35 37.1%		
24 Rodney Howard	C 33:38	3-6	0-0	0-4	4 6 10	2 2	6	1	1	0	0	0	0	7	3 rd FT%: 8-19 42.1%			
0 Lance Terry	G 26:16	1-6	0-2	0-0	0 2 2	4 3	2	1	0	0	0	1	0	15	FT%: 0-0 0%			
3 Dallan "Deebo" Coleman	G 33:36	5-12	3-8	0-0	1 1 1	4 2	13	2	1	0	0	0	0	13	2 nd FG%: 11-31 35.5%			
13 Miles Kelly	G 27:21	2-10	2-5	0-0	1 2 3	3 2	6	3	2	0	0	0	0	15	3 rd FT%: 4-10 40.0%			
5 Deivon Smith	30:54	6-14	3-6	0-1	3 8 11	1 1	15	1	3	0	0	0	0	11	GM FG%: 24-66 36.4%			
1 Kyle Sturdivant	20:11	2-7	1-4	0-0	1 1 2	0 0	5	1	0	0	0	0	0	1	3 rd FT%: 12-29 41.4%			
4 Ja'von Franklin	06:22	1-2	0-0	0-0	1 0 1	1 0	2	0	0	0	0	0	0	1	FT%: 0-3 0.0%			
11 Tristan Maxwell	11:26	3-6	2-2	0-1	0 1 1	0 1	8	2	0	0	0	0	0	2	Dead Ball Rebounds: 1, 2			
Team					4 3 7	0	0	0	0	0	0	0	0	0	0			
Totals		24-66	12-29	0-3	14 26 40	16 12	60	15	10	0	2	4	11					
Technical Fouls: NONE																		
Biggest lead															Pitt 12 (2nd 1:47)		GaTech 3 (1st 09:02)	
Best Scoring Run															7 (1st 8:03)		5 (1st 9:42)	
Lead Changes															11		0	
Times Tied															4		0	
Time with Lead															31:37		04:20	
Points from Turnovers															Pitt 8		GaTech 0	
Paint															30		16	
Second Chance															6		19	
Fast Breaks															19		10	
Bench															21		30	
Period by Period Scoring															1st 2nd TOT		TOT	
Pitt															38		33	
GaTech															34		26	

Official Basketball Box Score - Final															Game Time: 12:00 PM			
Syracuse at Georgia Tech															Game Duration: 1:49			
01/21/23 McCamish Pavilion, Atlanta															Attendance: 5,586			
2022-23 Men's Basketball															Officials: Ted Valentine, Mark Schnur, Jerry Heater			
Syracuse - 80															Record: 13-7 (6-3)			
NO. Name	Min	FG	3P	FT	Rebounds	Fouls	TP	AS	TO	ST	Blocks	BS	BA	+	-	Shooting By Period		
0 Chris Bell	F 18:25	0-1	0-1	2-3	0 0 0	0 1	2	1	1	0	0	0	0	1	10	1 st FG%: 14-27 51.9%		
13 Benny Williams	F 08:18	0-3	0-1	1-2	0 3 3	0 1	1	0	0	0	0	0	0	10	3 rd FT%: 4-7 57.1%			
14 Jesse Edwards	C 27:16	6-9	0-0	2-2	3 4 7	4 5	14	1	1	0	3	1	2	2	1 st FG%: 8-12 66.7%			
3 Judah Mintz	G 29:51	4-7	0-1	5-9	1 2 3	2 7	13	6	1	0	0	0	0	1	2 nd FG%: 17-29 58.6%			
11 Joseph Girard III	G 40:00	11-21	6-10	0-0	0 5 5	0 1	28	7	2	1	0	2	17	3 rd FT%: 2-7 28.6%				
5 Justin Taylor	04:31	0-0	0-0	0-0	0 0 0	0 0	0	0	0	0	0	0	0	2	FT%: 4-6 66.7%			
1 Malik Brown	31:42	8-9	0-0	2-2	2 2 4	3 2	18	0	1	4	0	1	27	GM FG%: 31-56 55.4%				
10 Symir Torrence	10:09	1-2	0-0	0-0	0 1 1	0 0	2	1	2	0	0	0	0	18	3 rd FT%: 6-14 42.9%			
24 Quadir Copeland	17:04	1-4	0-1	0-0	2 4 6	1 0	2	2	0	0	0	0	0	18	FT%: 12-18 66.7%			
55 Mourir Hima	12:44	0-0	0-0	0-0	0 1 1	2 0	0	0	0	0	0	1	0	15	Dead Ball Rebounds: 2, 0			
Team					1 2 3	0	0	0	0	0	0	0	0	0	0			
Totals		31-56	6-14	12-18	9 24 33	12 17	80	18	8	8	5	5	17					
Georgia Tech - 63															Record: 8-11 (1-8)			
NO. Name	Min	FG	3P	FT	Rebounds	Fouls	TP	AS	TO	ST	Blocks	BS	BA	+	-	Shooting By Period		
14 Jalon Moore	F 26:40	4-13	0-0	3-6	2 3 5	4 4	11	2	3	0	1	3	3	0	13	1 st FG%: 14-26 53.8%		
24 Rodney Howard	C 25:21	2-2	0-0	0-0	3 1 4	1 1	4	1	1	0	1	0	0	13	3 rd FT%: 4-14 28.6%			
3 Dallan "Deebo" Coleman	G 40:00	6-9	5-8	0-0	0 2 2	1 2	17	2	1	0	0	0	0	17	FT%: 1-2 50%			
5 Deivon Smith	G 33:47	4-11	1-6	0-0	4 4 4	2 0	9	7	1	2	2	2	13	2 nd FG%: 11-32 34.4%				
13 Miles Kelly	G 36:23	5-14	3-11	0-0	4 4 4	3 4	13	4	2	1	0	0	0	9	3 rd FT%: 6-17 35.3%			
4 Ja'von Franklin	17:46	1-1	0-0	0-0	0 2 2	3 0	2	3	0	1	0	0	0	15	FT%: 2-4 50%			
1 Kyle Sturdivant	18:42	3-8	1-6	0-0	1 1 2	2 7	3	0	0	0	0	0	0	13	GM FG%: 25-58 43.1%			
23 Jordan Meka	01:21	0-0	0-0	0-0	1 0 1	0 0	0	0	0	0	0	0	0	2	3 rd FT%: 10-31 32.3%			
Team					2 2 4	0	0	2	0	0	0	0	0	0	0	Dead Ball Rebounds: 4, 1		
Totals		25-58	10-31	3-6	8 19 27	17 12	63	20	16	3	5	5	17					
Technical Fouls: NONE																		
Biggest lead															SYR 17 (2nd 1:10)		GaTech 11 (1st 12:56)	
Best Scoring Run															17 (1st 6:19)		6 (1st 17:31)	
Lead Changes															1		0	
Times Tied															1		0	
Time with Lead															29:02		10:09	
Points from Turnovers															SYR 24		GaTech 7	
Paint															44		24	
Second Chance															5		7	
Fast Breaks															14		13	
Bench															22		30	
Period by Period Scoring															1st 2nd TOT		TOT	
SYR															40		40	
GaTech															33		30	

Official Basketball Box Score - Final															Game Time: 7:00 PM		
NC State at Georgia Tech															Game Duration: 2:06		
01/17/23 McCamish Pavilion, Atlanta															Attendance: 4,242		
2022-23 Men's Basketball															Officials: Roger Ayers, Lee Cassell, Paul Sisco		
NC State - 78															Record: 15-4 (5-3)		
NO. Name	Min	FG	3P	FT	Rebounds	Fouls	TP	AS	TO	ST	Blocks	BS	BA	+	-	Shooting By Period	
23 Greg Gantt	F 19:35	1-1	0-0	0-0	2 3 5	0 2	0	1	1	1	1	0	0	0	6	1 st FG%: 17-30 56.7%	
30 D.J. Burns Jr.	F 34:36	5-10	0-0	0-1	1 5 6	3 2	10	3	5	1	1	0	0	6	3 rd FT%: 4-5 80%		
0 Terquavion Smith	G 37:32	9-17	4-11	3-4	0 3 3	3 3	25	5	3	0	2	0	0	14	2 nd FG%: 10-23 43.5%		
1 Jarkel Joiner	G 38:42	5-11	0-1	9-9	0 8 8	0 8	19	3	4	1	0	0	2	16	3 rd FT%: 3-10 30.0%		
14 Casey Morsell	G 37:24	3-8	2-6	4-4	4 5 9	2 2	12	1	0	1	3	1	1	4	FT%: 13-15 86.7%		
24 Ernest Ross	16:16	3-3	1-1	1-2	0 2 2	5 1	8	3	0	2	0	0	0	17	GM FG%: 27-53 50.9%		
4 LJ Thomas	11:55	1-3	0-2	0-0	0 2 2	0 2	2	0	1	0	0	0	0	2	3 rd FT%: 7-21 33.3%		
10 Breon Pass	04:00	0-0	0-0	0-0	0 1 1	1 0	0	0	0	0	0	0	0	3	FT%: 17-20 85.0%		
Team					1 2 3	0	0	1	0	0	0	0	0	0	0	Dead Ball Rebounds: 2, 1	
Totals		27-53	7-21	17-20	8 31 39	19 18	78	15	15	6	7	3	12				
Georgia Tech - 66															Record: 8-10 (1-7)		
NO. Name	Min	FG	3P	FT	Rebounds	Fouls	TP	AS	TO	ST	Blocks	BS	BA	+	-	Shooting By Period	
14 Jalon Moore	F 32:09	8-14	0-2	1-3	4 4 8	3 3	17	1	2	1	1	1	0	10	1 st FG%: 16-36 44.4%		
24 Rodney Howard	C 28:45	4-8	0-0	1-2	4 3 7	3 2	9	5	2	0	1	0	0	9	3 rd FT%: 1-10 10.0%		
1 Kyle Sturdivant	G 29:37	3-9	1-3	2-3	0 5 5	4 2	9	3	1	2	0	1	1	1	1	FT%: 4-5 80%	
3 Dallan "Deebo" Coleman	G 20:33	2-7	0-4	0-1	0 1 1	1 1	4	1	0	0	0	0	0	2	2 nd FG%: 12-35 34.3%		
13 Miles Kelly	G																

2022-23 BOX SCORES

Official Basketball Box Score - Final															Game Time: 3:00 PM	
Duke at Georgia Tech															Game Duration: 1:53	
01/28/23 McCamish Pavilion, Atlanta															Attendance: 7,382	
2022-23 Men's Basketball															Officials: Lee Cassel, Shayne Slyms, Earl Walton	
Duke - 86															Record: 15-6 (6-4)	
NO. Name	Min	FG	3P	FT	Rebounds	Fouls	TP	AS	TO	ST	Blocks	BS	BA	+/-	Shooting By Period	
25 Mark Mitchell	F 25:55	4-10	1-3	1-1	3-5	1	5	11	4	2	0	0	1	31	1 st FG% 15-31 48.4%	
1 Dereck Lively II	C 23:30	4-6	1-2	0-0	6-4	10	2	1	9	1	0	1	3	25	3 rd FG% 6-13 46.2%	
30 Kyle Filipowski	C 26:47	6-9	1-3	5-6	0	7	1	5	18	2	3	1	2	35	FT% 7-10 70%	
3 Jeremy Roach	G 27:36	4-9	4-7	0-0	1	4	5	1	12	2	2	0	0	29	2 nd FG% 19-30 63.3%	
5 Tyrese Proctor	G 27:05	3-6	1-3	0-0	0	0	0	1	0	7	8	0	0	38	3 rd FT% 3-10 30.0%	
2 Jaylen Blakes	12:30	1-3	0-0	1-1	0	2	2	2	2	0	2	1	1	5	GM FG% 34-61 55.7%	
13 Jacob Grandison	19:41	4-6	2-4	0-0	1	1	2	1	0	10	2	1	0	8	3 rd FT% 9-23 39.1%	
15 Ryan Young	10:20	5-6	0-0	0-1	1	1	2	1	1	10	1	0	0	1	FT% 9-15 60.0%	
14 Jaden Schutt	12:49	2-5	0-3	0-0	0	1	1	0	0	4	1	0	0	14	Dead Ball Rebounds: 2, 1	
21 Christian Reeves	06:10	1-1	0-0	0-1	0	0	1	1	1	2	1	0	0	6		
12 Kale Catchings	04:23	0-0	0-0	0-1	0	2	2	0	1	0	0	0	0	6		
41 Max Johns	03:14	0-0	0-0	0-0	0	0	0	0	0	0	0	1	0	6		
Team					3	3	6									
Totals	34:61	9-23	9-15	14	30	44	11	17	86	24	9	5	6	5	43	
Technical Fouls: NONE																
Georgia Tech - 43															Record: 8-13 (1-10)	
NO. Name	Min	FG	3P	FT	Rebounds	Fouls	TP	AS	TO	ST	Blocks	BS	BA	+/-	Shooting By Period	
14 Jalón Moore	F 16:31	0-5	0-2	1-2	0	3	3	1	1	0	2	0	0	2	12	1 st FG% 10-20 50.0%
24 Rodney Howard	C 29:19	3-8	0-0	3-4	3	3	6	1	3	0	3	0	0	40	3 rd FT% 3-9 33.3%	
3 Dallan "Deebo" Coleman	G 32:07	2-8	1-4	0-0	1	1	2	5	0	2	1	2	1	38	FT% 2-2 100%	
5 De'von Smith	G 30:28	2-8	1-3	0-0	0	3	3	0	5	0	0	0	0	32	2 nd FG% 7-26 26.9%	
13 Miles Kelly	G 31:40	2-9	1-4	0-0	0	3	3	0	0	5	0	1	0	28	3 rd FT% 2-3 66.7%	
1 Kyle Sturdivant	19:23	1-3	0-1	0-0	0	1	1	2	1	2	3	1	0	25	GM FG% 27-55 30.9%	
11 Tristan Maxwell	21:04	4-9	2-6	0-0	0	1	1	3	0	10	2	1	1	12	3 rd FT% 5-22 22.7%	
4 Ja'von Franklin	16:00	3-4	0-1	0-0	0	2	2	4	6	1	1	2	0	12	FT% 4-6 66.7%	
10 Cyril Martynov	01:43	0-0	0-0	0-0	0	0	0	1	0	0	0	0	0	3	Dead Ball Rebounds: 4, 0	
12 Freds Pauls Bagatskis	01:45	0-1	0-1	0-0	0	0	0	1	0	0	0	0	0	3		
Team					2	2	0									
Totals	17:55	5-22	4-6	5	17	22	17	11	43	12	11	4	5	6	43	
Technical Fouls: NONE																
Duke at Georgia Tech															Record: 15-6 (6-4)	
NO. Name	Min	FG	3P	FT	Rebounds	Fouls	TP	AS	TO	ST	Blocks	BS	BA	+/-	Shooting By Period	
43 (2 nd 0:32)															1 st FG% 14-30 46.7%	
5 (1 st 20:00)															3 rd FT% 5-12 41.7%	
5 (1 st 9:59)															FT% 2-3 66.7%	
0															2 nd FG% 12-29 41.4%	
0															3 rd FT% 3-12 25.0%	
0															FT% 2-3 66.7%	
0															GM FG% 26-59 44.1%	
0															3 rd FT% 8-24 33.3%	
0															FT% 4-6 66.7%	
0															Dead Ball Rebounds: 1, 0	
Team					3	1	4									
Totals	26:59	8-24	4-6	10	27	37	17	10	64	9	17	5	5	8		
Technical Fouls: NONE																
NC State at Georgia Tech															Record: 19-5 (9-4)	
NO. Name	Min	FG	3P	FT	Rebounds	Fouls	TP	AS	TO	ST	Blocks	BS	BA	+/-	Shooting By Period	
23 Greg Gantt	F 14:18	2-5	0-0	1-2	2	2	4	2	1	5	0	1	1	1	5	1 st FG% 17-33 51.5%
30 D.J. Burns Jr.	F 36:47	11-21	0-0	2-3	2	6	8	1	4	24	2	1	0	2	3	3 rd FT% 4-11 36.4%
0 Terquavion Smith	G 40:00	2-11	1-7	0-0	0	3	3	0	2	5	10	4	2	0	8	FT% 3-3 100%
1 Jarkel Joiner	G 37:42	1-6	1-5	2-2	0	4	4	1	3	5	1	2	2	0	9	2 nd FG% 9-29 31.0%
14 Casey Morsell	G 33:31	6-9	4-7	1-3	1	4	5	3	2	17	1	3	1	0	16	3 rd FT% 3-10 30.0%
4 LJ Thomas	07:42	0-2	0-1	0-0	1	0	1	1	0	0	0	0	0	1	15	GM FG% 26-62 41.9%
24 Ernest Ross	23:13	4-8	1-1	7-7	4	3	7	1	5	16	0	1	0	1	18	3 rd FT% 7-21 33.3%
10 Bronn Pass	03:34	0-0	0-0	1-2	0	0	0	0	0	0	0	1	0	1	FT% 13-17 76.5%	
21 Ebenezer Dowuona	03:13	0-0	0-0	0-0	0	0	0	1	0	0	0	0	0	5	Dead Ball Rebounds: 1, 0	
Team					1	2	0									
Totals	26:42	7-21	13-17	12	24	36	10	17	72	14	9	9	5	8		
Technical Fouls: NONE																
Georgia Tech at Louisville															Record: 8-14 (2-11)	
NO. Name	Min	FG	3P	FT	Rebounds	Fouls	TP	AS	TO	ST	Blocks	BS	BA	+/-	Shooting By Period	
4 Ja'von Franklin	F 36:08	3-7	0-0	2-3	7	5	12	3	4	8	1	1	4	3	8	1 st FG% 9-30 30.0%
24 Rodney Howard	C 16:26	0-1	0-0	0-0	0	1	1	2	1	0	0	0	0	1	14	3 rd FT% 7-16 43.8%
1 Kyle Sturdivant	G 37:40	5-16	2-9	5-7	0	4	1	6	17	4	2	1	0	8	FT% 3-4 75%	
3 Dallan "Deebo" Coleman	G 36:15	2-8	2-6	2-4	0	4	4	2	4	8	1	1	2	1	0	2 nd FG% 9-31 29.0%
13 Miles Kelly	G 35:41	6-16	2-7	2-2	1	2	3	4	1	16	1	0	1	0	0	3 rd FT% 0-11 0.0%
11 Tristan Maxwell	12:23	0-4	0-1	2-4	0	0	0	3	2	2	1	1	0	0	15	GM FG% 18-61 29.5%
14 Jalón Moore	19:02	1-6	0-1	2-4	4	4	8	3	2	4	1	0	1	1	7	3 rd FT% 7-27 25.9%
12 Freds Pauls Bagatskis	06:25	1-3	1-3	0-0	0	0	0	1	0	3	0	0	0	0	4	FT% 15-24 62.5%
Team					0	0	0									Dead Ball Rebounds: 3, 0
Totals	18-61	7-27	15-24	12	20	32	19	20	58	10	5	9	5	1	10	
Technical Fouls: NONE																
Louisville - 68															Record: 3-19 (1-10)	
NO. Name	Min	FG	3P	FT	Rebounds	Fouls	TP	AS	TO	ST	Blocks	BS	BA	+/-	Shooting By Period	
1 Mike James	F 33:44	3-5	1-3	0-0	0	5	5	4	3	7	2	0	0	0	6	1 st FG% 11-24 45.8%
12 JJ Traylor	F 25:19	4-10	1-4	1-2	1	3	4	3	1	10	0	2	0	1	14	3 rd FT% 8-11 72.7%
21 Sydney Curry	F 17:24	2-4	0-0	2-3	2	3	5	0	2	6	0	2	0	1	4	FT% 10-22 45.5%
24 Jael'Lyn Withers	F 35:09	4-8	4-6	7-9	0	13	13	4	6	19	1	2	2	0	11	3 rd FT% 4-9 44.4%
3 El Ellis	G 38:03	4-11	0-4	3-4	1	5	6	2	11	4	4	1	0	1	11	FT% 11-15 73.3%
22 Kamari Lands	24:33	2-4	1-2	6-6	1	4	5	1	13	11	2	1	2	0	12	GM FG% 21-46 45.7%
4 Emmanuel Okorator	09:16	1-3	0-0	0-0	1	3	4	3	0	2	1	1	0	1	3	3 rd FT% 7-19 36.8%
15 Hercy Miller	03:59	0-0	0-0	0-0	0	0	0	0	0	0	0	0	0	0	0	FT% 19-26 73.1%
4 Roosevelt Wheeler	10:54	1-1	0-0	0-2	1	1	2	2	2	2	0	1	0	0	7	Dead Ball Rebounds: 3, 0
23 Alexander Payne	01:39	0-0	0-0	0-0	0	0	0	0	0	0	0	0	0	0	1	
Team					2	2	0									
Totals	21-46	7-19	19-26	9	37	46	20	19	68	10	5	5	1	5	10	
Technical Fouls: NONE																
Georgia Tech at Louisville															Record: 8-14 (2-11)	
NO. Name	Min	FG	3P	FT	Rebounds	Fouls	TP	AS	TO	ST	Blocks	BS	BA	+/-	Shooting By Period	
4 (1 st 15:02)															1 st FG% 14-30 46.7%	
10 (2 nd 0:18)															3 rd FT% 5-12 41.7%	
5 (1 st 16:13)															FT% 2-3 66.7%	
2															2 nd FG% 12-29 41.4%	
2																



2022-23 BOX SCORES

Official Basketball Box Score - Final													Game Time: 5:00 PM				
Georgia Tech at Wake Forest													Game Duration: 2:03				
02/11/23 LJM Coliseum, Winston-Salem													Attendance: 6,566				
2022-23 Men's Basketball													Officials: Jamie Luckie, AJ Desai, Justin Portfield				
Georgia Tech - 70																	
Record: 9-16 (2-13)																	
NO.	Name	Min	FG	3P	FT	Rebounds	Fouls	TP	AS	TO	ST	Blocks	BS	BA	+/-		
4	Javon Franklin	F 36:47	6-11	0-0	2-2	8	7	15	3	3	14	2	2	2	0	4	
0	Lance Terry	G 25:42	3-4	1-1	1-1	0	2	2	2	1	2	1	2	2	0	-13	
1	Kyle Sturdivant	G 14:12	2-8	1-1	0-0	1	1	2	1	2	5	1	1	0	0	-20	
3	Dallan "Deebo" Coleman	G 20:11	2-4	2-4	0-0	1	1	4	0	6	0	1	0	0	-15		
13	Miles Kelly	G 34:26	3-12	2-7	1-1	6	7	2	1	9	0	0	0	0	11		
24	Rodney Howard	01:50	1-2	0-0	0-0	1	0	1	0	2	0	0	0	0	-1		
5	Deivon Smith	30:20	7-14	1-3	0-0	1	4	5	4	2	15	5	2	0	1	7	
11	Tristan Maxwell	15:25	1-3	0-1	0-0	1	2	1	0	2	0	2	1	0	1	12	
14	Jalon Moore	21:07	2-8	1-2	4-4	1	2	3	2	9	3	0	2	2	0	10	
Team			2		2		0		1		0		1				
Totals			27-66	8-19	8-8	15	24	39	20	11	70	12	11	7	4	3	-1
Technical Fouls: NONE																	

Official Basketball Box Score - Final													Game Time: 7:00 PM				
Georgia Tech at Virginia Tech													Game Duration: 2:14				
02/15/23 M.C. Smith Pavilion, Atlanta													Attendance: 4,555				
2022-23 Men's Basketball													Officials: Tod Valentino, John Gaffney, Matt Peto				
Virginia Tech - 70																	
Record: 15-11 (5-10)																	
NO.	Name	Min	FG	3P	FT	Rebounds	Fouls	TP	AS	TO	ST	Blocks	BS	BA	+/-		
21	Grant Basile	F 34:26	10-21	1-4	0-0	5	2	7	4	2	21	1	1	0	2	-2	
25	Justyn Mutts	F 37:45	8-16	0-2	1-4	4	7	11	3	4	17	9	3	3	1	-4	
0	Hunter Cattoor	G 40:00	3-7	2-2	0-0	7	7	3	3	11	3	0	1	0	0	-7	
2	MJ Collins	G 21:54	1-5	1-2	0-0	1	4	5	3	0	3	2	1	0	0	-6	
3	Sean Pedulla	G 40:00	5-17	1-8	0-0	2	1	3	3	1	11	4	2	5	0	-1	
15	Lynn Kidd	15:07	3-6	0-0	0-0	2	1	3	1	2	6	0	2	0	1	-15	
11	John Camden	02:15	0-1	0-0	0-0	0	0	0	1	0	0	0	0	0	0	-5	
34	Myjael Polata	08:33	0-0	0-0	1-2	0	0	0	0	1	0	0	0	0	1	9	
Team			1		3		4		0		0		0				
Totals			30-73	6-23	4-8	15	25	40	21	13	70	19	10	9	4	8	-7
Technical Fouls: Muts 2 2 nd 2:14																	

Official Basketball Box Score - Final													Game Time: 2:00 PM					
Florida Tech at Georgia Tech													Game Duration: 1:53					
02/12/23 McCamish Pavilion, Atlanta													Attendance: 4,800					
2022-23 Men's Basketball													Officials: Jerry Heater, Jeremy Mosier, Adam Flose					
Georgia Tech - 77																		
Record: 10-16 (3-13)																		
NO.	Name	Min	FG	3P	FT	Rebounds	Fouls	TP	AS	TO	ST	Blocks	BS	BA	+/-			
4	Javon Franklin	F 32:23	5-10	0-0	0-2	4	6	10	3	3	10	3	4	3	5	1		
0	Lance Terry	G 40:00	4-10	2-5	4-6	1	3	4	1	5	14	3	0	0	1	2		
1	Kyle Sturdivant	G 21:02	3-10	3-5	1-4	0	2	2	2	2	10	2	2	1	0	-8		
3	Dallan "Deebo" Coleman	G 36:09	6-10	3-4	6-8	0	5	5	1	5	21	1	3	1	1	13		
13	Miles Kelly	G 37:17	6-11	3-6	0-0	6	6	4	2	15	2	1	2	0	0	3		
23	Jordan Meke	06:27	0-0	0-0	0-0	0	2	2	1	0	0	1	0	0	0	0		
14	Jalon Moore	26:42	2-7	0-2	3-6	3	6	1	3	7	3	1	0	0	1	11		
Team			26-58		11-22		14-26		10		31		41		13		20	
Totals			26-58	11-22	14-26	10	31	41	13	20	77	15	12	8	8	4	7	
Technical Fouls: NONE																		

Biggest lead		GaTech		WU		Points from Turnovers		GaTech		WU		Period by Period Scoring		
7 (2 nd 13:01)		11 (1 st 13:17)		Paint		28		32		1st 2nd TOT				
Best Scoring Run		7 (1 st 11:01)		9 (1 st 16:18)		Second Chance		20		11				
Lead Changes		1		Fast Breaks		11		5		GaTech 34 37 71				
Times Tied		9		Bench		28		19		WU 38 32 71				
Time with Lead		21:58		14:02										

Official Basketball Box Score - Final													Game Time: 7:00 PM					
Georgia Tech at Virginia Tech													Game Duration: 2:14					
02/15/23 M.C. Smith Pavilion, Atlanta													Attendance: 4,555					
2022-23 Men's Basketball													Officials: Tod Valentino, John Gaffney, Matt Peto					
Georgia Tech - 77																		
Record: 10-16 (3-13)																		
NO.	Name	Min	FG	3P	FT	Rebounds	Fouls	TP	AS	TO	ST	Blocks	BS	BA	+/-			
4	Javon Franklin	F 32:23	5-10	0-0	0-2	4	6	10	3	3	10	3	4	3	5	1		
0	Lance Terry	G 40:00	4-10	2-5	4-6	1	3	4	1	5	14	3	0	0	1	2		
1	Kyle Sturdivant	G 21:02	3-10	3-5	1-4	0	2	2	2	2	10	2	2	1	0	-8		
3	Dallan "Deebo" Coleman	G 36:09	6-10	3-4	6-8	0	5	5	1	5	21	1	3	1	1	13		
13	Miles Kelly	G 37:17	6-11	3-6	0-0	6	6	4	2	15	2	1	2	0	0	3		
23	Jordan Meke	06:27	0-0	0-0	0-0	0	2	2	1	0	0	1	0	0	0	0		
14	Jalon Moore	26:42	2-7	0-2	3-6	3	6	1	3	7	3	1	0	0	1	11		
Team			26-58		11-22		14-26		10		31		41		13		20	
Totals			26-58	11-22	14-26	10	31	41	13	20	77	15	12	8	8	4	7	
Technical Fouls: NONE																		

Official Basketball Box Score - Final													Game Time: 7:00 PM					
Georgia Tech at Pitt													Game Duration: 2:06					
02/21/23 Peterson Events Center, Pittsburgh													Attendance: 9,482					
2022-23 Men's Basketball													Officials: Roger Ayers, Brian O'Connell, Job Hirtman					
Georgia Tech - 68																		
Record: 11-17 (3-14)																		
NO.	Name	Min	FG	3P	FT	Rebounds	Fouls	TP	AS	TO	ST	Blocks	BS	BA	+/-			
4	Javon Franklin	F 40:00	6-7	0-0	3-4	2	6	8	2	3	15	4	0	0	2	-8		
0	Lance Terry	G 14:31	0-4	0-2	0-0	0	3	3	5	0	0	0	1	0	0	-3		
1	Kyle Sturdivant	G 37:46	7-13	2-6	0-0	3	3	2	16	5	0	0	0	0	0	-8		
3	Dallan "Deebo" Coleman	G 40:00	1-6	1-5	0-0	0	1	1	3	2	3	1	0	0	0	-8		
13	Miles Kelly	G 37:25	8-17	6-13	2-2	0	5	5	2	1	24	2	1	0	0	-7		
14	Jalon Moore	G 30:11	4-8	0-2	2-4	1	3	4	3	4	10	1	1	0	1	-7		
12	Freds Pauls Bagatskis	00:07	0-0	0-0	0-0	0	0	0	0	0	0	0	0	0	0	1		
Team			26-55		9-28		7-10		3		21		17		12		68	
Totals			26-55	9-28	7-10	3	21	24	17	12	68	13	4	0	3	2	-8	
Technical Fouls: NONE																		

Biggest lead		GaTech		Pitt		Points from Turnovers		GaTech		Pitt		Period by Period Scoring		
2 (1 st 19:12)		10 (2 nd 13:47)		Paint		13		14		1st 2nd TOT				
Best Scoring Run		9 (2 nd 10:36)		8 (2 nd 13:47)		Second Chance		14		10				
Lead Changes		5		Fast Breaks		6		9		GaTech 41 36 77				
Times Tied		2		Bench		7		7		Pitt 33 43 76				
Time with Lead		02:59		34:36										

Official Basketball Box Score - Final													Game Time: 2:00 PM			
Florida Tech at Georgia Tech													Game Duration: 1:53			
02/12/23 McCamish Pavilion, Atlanta													Attendance: 4,800			
2022-23 Men's Basketball													Officials: Jerry Heater, Jeremy Mosier, Adam Flose			
Florida Tech - 56																
Record: 16-11																
NO.	Name	Min	FG	3P	FT	Rebounds	Fouls	TP	AS	TO	ST	Blocks	BS	BA	+/-	
2	Elias Martin	F 30:51	4-4	0-0	0-0	3	2	5	3	0	8	1	0	1	2	-14
13	Mekhibi Noble	F 22:27	3-9	0-0	2-2	2	0	2	5	2	8	0	3	0	1	2
11	Sean Houpt	G 35:10	3-10	1-6	3-5	2	6	8	0	5	10	1	4	2	0	-23
12	Niall Harris	G 26:55	4-9	0-4	0-0	4	4	8	3	1	8	2	1	0	0	-10
25	Sesan Russell	G 37:54	5-13	3-7	4-7	0	2	2	3	6	17	5	2	1	0	-21
20	Konstantinos Lagos	06:23	0-3	0-1	0-0	1	0	1	0	0	0	0	0	0	0	-7
22	Chase Thompson	05:58	0-2	0-1	0-0	0	0	0	0	0	0	0	1	0	0	1
3	Can Kaan Turgut	13:49	2-3	0-1	0-0	0	0	2	0	0	4	0	0	0	0	-8
0	Sam Grant	07:09	0-2	0-0	0-0	0	0	0	0	0	0	0	0	0	0	-11
0	Darragh O'Sullivan	04:21	0-2	0-2	0-0	1	1	0	0	0	0	0	0	0	0	-7
15	Stephen Merritt	02:30	0-0	0-0	0-0	0	0	0	0	0	0	0	0	0	0	-5
4	George Nehma	02:00	0-0	0-0	0-0	1	1	0	0	0	0	0	0	0	0	-2
5	Theo Kimanoglou	01:31	0-0	0-0	0-0	0	0	0	0	0	0	0	0	0	0	-1
14	Donovan Murphy	01:31	0-1	0-0	0-0	1	0	1	0	0						

MISCELLANEOUS

Starting Lineups

Game	Opponent	Result	G	G	G	G/F	C/F	Lineup#	Record
N7	CLAYTON STATE	W, 93-63	Sturdivant	Smith	Terry	Coleman	Howard	1	1-0
N12	at Georgia State	W, 59-57	Sturdivant	Smith	Terry	Coleman	Howard	1	2-0
N17	NORTHERN ILLINOIS	W, 68-50	Sturdivant	Smith	Terry	Coleman	Howard	1	3-0
N21	vs. Utah#	L, 64-68	Sturdivant	Smith	Terry	Coleman	Howard	1	3-1
N23	Marquette#	L, 60-84	Sturdivant	Smith	Terry	Coleman	Franklin	2	0-1
N26	NORTH ALABAMA	W, 80-61	Kelly	Smith	Moore	Coleman	Franklin	3	1-0
N29	at Iowa	L, 65-81	Kelly	Smith	Moore	Coleman	Franklin	3	1-1
D2	NORTHEASTERN	W, 81-63	Kelly	Smith	Moore	Coleman	Franklin	3	2-1
D6	GEORGIA	W, 79-77	Kelly	Smith	Moore	Coleman	Franklin	3	3-1
D10	at North Carolina	L, 59-75	Kelly	Smith	Moore	Coleman	Franklin	3	3-2
D17	ALABAMA STATE	W, 96-60	Kelly	Sturdivant	Moore	Maxwell	Howard	4	1-0
D21	CLEMSON	L, 66-79	Kelly	Sturdivant	Moore	Maxwell	Howard	4	1-1
D31	VIRGINIA	L, 56-74	Sturdivant	Terry	Moore	Coleman	Howard	5	0-1
J4	MIAMI	W, 76-70	Kelly	Terry	Moore	Coleman	Howard	6	1-0
J7	at Florida State	L, 64-75	Kelly	Terry	Moore	Coleman	Howard	6	1-1
J10	at Notre Dame	L, 72-73 (ot)	Kelly	Terry	Coleman	Franklin	Howard	7	0-1
J14	PITTSBURGH	L, 60-71	Kelly	Terry	Moore	Coleman	Howard	6	1-2
J17	NC STATE	L, 66-78	Kelly	Sturdivant	Moore	Coleman	Howard	8	0-1
J21	SYRACUSE	L, 63-80	Kelly	Smith	Moore	Coleman	Howard	9	0-1
J24	at Clemson	L, 51-72	Kelly	Smith	Moore	Coleman	Howard	9	0-2
J28	DUKE	L, 43-86	Kelly	Smith	Moore	Coleman	Howard	9	0-3
F1	at Louisville	L, 58-68	Sturdivant	Kelly	Coleman	Franklin	Howard	10	0-1
F4	at NC State	L, 64-72	Sturdivant	Terry	Kelly	Coleman	Franklin	11	0-1
F8	NOTRE DAME	W, 70-68	Sturdivant	Terry	Kelly	Coleman	Franklin	11	1-1
F11	at Wake Forest	L, 70-71	Sturdivant	Terry	Kelly	Coleman	Franklin	11	1-2
F15	VIRGINIA TECH	W, 77-70	Sturdivant	Terry	Kelly	Coleman	Franklin	11	2-2
F18	FLORIDA TECH	W, 79-56	Sturdivant	Terry	Kelly	Coleman	Franklin	11	3-2
F21	at Pittsburgh	L, 68-76	Sturdivant	Terry	Kelly	Coleman	Franklin	11	3-3
F25	LOUISVILLE								
F28	at Syracuse								
M4	at Boston College								
M7	ACC Tournament								

Specialty Stats (GT/Opp)

Game	Opponent	Paint	OffTo	2ndCh	FBreak	Bench
N7	CLAYTON STATE	52/34	16/14	15/13	25/10	33/18
N12	at Georgia State	22/38	16/6	9/13	8/4	27/24
N17	NORTHERN ILLINOIS	42/24	16/10	17/6	17/14	35/8
N21	vs. Utah#	32/34	24/6	9/13	15/7	31/16
N23	Marquette#	28/38	12/24	16/12	2/17	15/29
N26	NORTH ALABAMA	48/40	19/17	10/10	14/10	21/35
N29	at Iowa	34/36	13/16	15/27	5/5	5/17
D2	NORTHEASTERN	42/32	10/7	22/14	11/0	30/39
D6	GEORGIA	44/48	8/5	13/13	12/9	20/26
D10	at North Carolina	22/36	13/13	0/7	3/17	16/16
D17	ALABAMA STATE	38/30	10/9	11/6	21/16	29/28
D21	CLEMSON	34/48	18/9	9/11	10/5	18/8
D31	VIRGINIA	24/28	17/30	4/10	15/14	31/15
J4	MIAMI	30/32	6/13	15/26	13/8	4/8
J7	at Florida State	24/36	12/18	7/6	8/11	13/7
J10	at Notre Dame	32/28	17/18	14/6	6/4	37/16
J14	PITTSBURGH	16/30	0/8	19/6	10/19	30/21
J17	NC STATE	42/26	22/16	17/4	13/13	18/10
J21	SYRACUSE	24/44	7/24	7/5	13/14	9/22
J24	at Clemson	24/32	8/16	6/7	2/0	16/18
J28	DUKE	12/44	1/15	6/14	11/10	18/29
F1	at Louisville	20/24	13/7	8/12	4/2	9/15
F4	at NC State	28/36	5/11	7/11	17/7	0/16
F8	NOTRE DAME	34/26	5/9	6/8	7/8	8/2
F11	at Wake Forest	28/32	18/13	20/11	11/5	28/19
F15	VIRGINIA TECH	22/44	14/13	10/14	9/5	7/7
F18	FLORIDA TECH	40/30	23/12	11/14	16/3	19/5
F21	at Pittsburgh	30/26	11/2	4/3	2/4	10/2
F25	LOUISVILLE					
F28	at Syracuse					
M4	at Boston College					
M7	ACC Tournament					

Miscellaneous

Opponent	Uniform Color	Tip	Large Lead	Large Deficit	Ties	Lead Changes	GT Led	Opp Led	Game Tied	1st GT Subs	On the Floor at the End	
N7	CLAYTON STATE	White	CST	37	2	3	2	34:37	1:22	4:01	Kelly, Franklin > Terry, Howard - 14:29-1H	Boyd, Daniels, Hill, Bagatskis, Martynov
N12	at Georgia State	Gold	GT	8	9	8	8	13:29	21:05	5:26	Franklin > Howard - 15:53-1H	Terry, Coleman, Kelly, Moore, Howard
N17	NORTHERN ILLINOIS	White	GT	26	-	-	-	38:50	-	1:10	Franklin > Howard - 16:17-1H	Sturdivant, Franklin, Maxwell, Kelly, Moore
N21	vs. Utah#	White	Utah	4	19	4	2	6:10	31:30	2:19	Kelly > Sturdivant - 16:18-1H	Terry, Coleman, Smith, Moore, Franklin
N23	Marquette#	White	Marq	-	29	-	-	-	38:21	1:37	Kelly/Maxwell/Moore > Terry/Sturdivant/Coleman - 15:16-1H	Terry, Sturdivant, Kelly, Bagatskis, Franklin
N26	NORTH ALABAMA	Gold	GT	25	-	-	-	39:11	-	0:49	Sturdivant, Terry, Howard > Smith, Kelly, Franklin - 14:25-1H	Boyd, Daniels, Hill, Bagatskis, Martynov
N29	at Iowa	Gray	Iowa	2	17	2	1	0:30	36:29	3:01	Terry, Sturdivant, Maxwell, Meka > Smith, Kelly, Moore, Franklin - 13:47-1H	Terry, Sturdivant, Coleman, Kelly, Moore
D2	NORTHEASTERN	White	NE	23	2	1	3	35:04	3:04	1:52	Terry > Moore - 12:14-1H	Boyd, Daniels, Hill, Meka, Martynov
D6	GEORGIA	White	GT	8	5	11	18	17:07	14:17	8:36	Terry > Moore - 14:18-1H	Terry, Coleman, Smith, Kelly, Moore
D10	at North Carolina	Gold	NC	1	20	3	4	0:32	37:00	2:28	Terry, Meka > Moore, Franklin - 15:43-1H	Terry, Sturdivant, Coleman, Kelly, Meka
D17	ALABAMA STATE	Gold	GT	42	-	-	-	39:43	-	0:17	Terry, Coleman, Smith > Kelly, Moore, Sturdivant - 12:47-1H	Boyd, Daniels, Hill, Bagatskis, Martynov
D21	CLEMSON	White	CL	23	4	1	4	6:01	33:20	0:39	Terry, Coleman, Smith, Franklin > Sturdivant, Maxwell, Moore, Howard - 13:25-1H	Terry, Sturdivant, Kelly, Moore, Howard
D31	VIRGINIA	White	VA	-	27	1	-	-	39:17	0:43	Smith, Kelly, Franklin > Terry, Sturdivant, Howard - 11:52-1H	Terry, Sturdivant, Coleman, Kelly, Franklin
J4	MIAMI	White	MIA	6	12	7	9	26:50	10:04	3:06	Franklin > Howard - 11:52-1H	Terry, Coleman, Smith, Kelly, Howard
J7	at Florida State	Gold	FSU	9	22	-	6	16:33	22:58	0:29	Franklin > Howard - 10:43-1H	Terry, Smith, Kelly, Franklin, Howard
J10	at Notre Dame	Gray	ND	7	9	10	13	20:00	16:37	3:23	Smith > Coleman - 13:28-1H	Sturdivant, Smith, Coleman, Kelly, Franklin
J14	PITTSBURGH	White	Pitt	3	12	4	11	4:20	31:37	4:03	Smith > Moore - 15:34-1H	Terry, Coleman, Smith, Kelly, Howard
J17	NC STATE	Gold	NCSt	10	16	-	1	17:57	21:27	0:36	Smith > Sturdivant - 14:38-1H	Sturdivant, Coleman, Kelly, Moore, Franklin
J21	SYRACUSE	White	GT	11	17	1	1	10:09	29:02	0:49	Franklin > Moore - 10:56-1H	Sturdivant, Coleman, Kelly, Moore, Howard
J24	at Clemson	Gold	CL	21	-	-	-	-	39:43	0:17	Meka, Franklin > Moore, Howard - 17:03-1H	Sturdivant, Smith, Coleman, Moore, Franklin
J28	DUKE	White	Duke	-	43	-	-	-	39:37	0:03	Sturdivant > Moore - 17:26-1H	Sturdivant, Coleman, Bagatskis, Kelly, Howard
F1	at Louisville	Gray	Lou	4	10	2	2	3:40	32:50	2:30	Maxwell, Moore > Coleman, Howard - 13:17-1H	Sturdivant, Coleman, Kelly, Bagatskis, Franklin
F4	at NC State	Gray	GT	8	9	4	4	19:49	17:15	2:56	Maxwell > Coleman - 10:50-1H	Terry, Sturdivant, Coleman, Kelly, Meka
F8	NOTRE DAME	White	GT	7	6	13	11	21:33	8:52	9:35	Smith, Moore, Howard > Sturdivant, Coleman, Franklin - 14:28-1H	Smith, Terry, Sturdivant, Coleman, Franklin
F11	at Wake Forest	Gold	WF	7	11	9	11	21:58	11:02	4:00	Howard > Franklin - 16:34-1st	Terry, Smith, Coleman, Kelly, Franklin
F15	VIRGINIA TECH	HBE	GT	16	2	2	5	34:36	2:59	2:25	Meka > Franklin - 15:18-1H	Terry, Sturdivant, Coleman, Kelly, Franklin
F18	FLORIDA TECH	White	GT	23	3	4	11	30:27	7:22	2:11	Moore > Kelly - 14:07-1H	Boyd, Daniels, Hill, Bagatskis, Martynov
F21	at Pittsburgh	Gold	GT	4	9	6	15	27:42	8:16	4:02	More > Kelly - 17:28-1H	Sturdivant, Coleman, Kelly, Moore, Franklin
F25	LOUISVILLE											
F28	at Syracuse											
M4	at Boston College											
M7	ACC Tournament											

*alternate gold or white uniform

ROSTER AT-A-GLANCE

NUMERICAL

No.	Name	Pos.	Ht.	Wt.	Cl.	Exp.	Hometown	High School/College
0	Lance Terry	G	6-2	200	Sr.	TR	College Park, Ga.	The Heritage School/Gardner-Webb
1	Kyle Sturdivant	G	6-3	196	Sr.	2VL	Norcross, Ga.	Norcross HS/Southern California
3	Dallan "Deebo" Coleman	G	6-6	218	So.	1VL	Memphis, Tenn.	West Nassau HS [Callahan, Fla.]
4	Ja'von Franklin	F	6-7	214	Sr.	TR*	Little Rock, Ark.	Parkview Magnet/Holmes C/Auburn/South Alabama
5	Deivon Smith	G	6-1	176	Jr.	1VL	Loganville, Ga.	Grayson HS/Mississippi State
10	Cyril Martynov	C/F	7-0	229	Fr.	HS	Barrie, Ontario	Innisdale Secondary School/Lawrenceville [N.J.] School
11	Tristan Maxwell	G	6-3	205	Jr.	2VL	Huntersville, N.C.	North Mecklenburg HS
12	Freds Pauls Bagatskis	F	6-8	180	Fr.	HS	Riga, Latvia	Mas Camarena/Valencia [Spain] Basketball Club
13	Miles Kelly	G	6-6	175	So.	1VL	Stone Mountain, Ga.	Parkview HS/Hargrave Military Academy [Chatham, Va.]
14	Jalon Moore	F	6-7	209	So.	1VL	Birmingham, Ala.	Gardendale HS
23	Jordan Meka	C/F	6-8	219	Jr.	2VL	Yaoundé, Cameroon	Mt. Bethel Christian Academy [Marietta, Ga.]
24	Rodney Howard	C/F	6-11	256	Sr.	2VL	Ypsilanti, Mich.	Legacy Charter School [Greenville, S.C.]/Georgia
30	Coleman Boyd	G	6-1	178	Sr.	3VL	Smyrna, Ga.	Mt. Bethel Christian Academy
33	Brayden Daniels	G	6-4	188	So.	1VL	Louisville, Ky.	Christian Academy of Louisville
35	Emmer Nichols	F	6-6	219	Fr.	HS	Woodside, Calif.	Sacred Heart Preparatory School
43	Jermontae Hill	G	6-6	206	r-Fr.	HS	Atlanta, Ga.	Tucker HS/DME Academy (Daytona, Fla.)

ALPHABETICAL

No.	Name	Pos.	Ht.	Wt.	Cl.	Exp.	Hometown	High School/College
12	Freds Pauls Bagatskis	F	6-8	180	Fr.	HS	Riga, Latvia	Mas Camarena/Valencia [Spain] Basketball Club
30	Coleman Boyd	G	6-1	178	Sr.	3VL	Smyrna, Ga.	Mt. Bethel Christian Academy
3	Dallan "Deebo" Coleman	G	6-6	218	So.	1VL	Memphis, Tenn.	West Nassau HS [Callahan, Fla.]
33	Brayden Daniels	G	6-4	188	So.	1VL	Louisville, Ky.	Christian Academy of Louisville
4	Ja'von Franklin	F	6-7	214	Sr.	TR*	Little Rock, Ark.	Parkview Magnet/Holmes CC/Auburn/South Alabama
43	Jermontae Hill	G	6-6	206	r-Fr.	HS	Atlanta, Ga.	Tucker HS/DME Academy (Daytona, Fla.)
24	Rodney Howard	C/F	6-11	256	Sr.	2VL	Ypsilanti, Mich.	Legacy Charter School [Greenville, S.C.]/Georgia
13	Miles Kelly	G	6-6	175	So.	1VL	Stone Mountain, Ga.	Parkview HS/Hargrave Military Academy [Chatham, Va.]
10	Cyril Martynov	C/F	7-0	229	Fr.	HS	Barrie, Ontario	Innisdale Secondary School/Lawrenceville [N.J.] School
11	Tristan Maxwell	G	6-3	205	Jr.	2VL	Huntersville, N.C.	North Mecklenburg HS
23	Jordan Meka	C/F	6-8	219	Jr.	2VL	Yaoundé, Cameroon	Mt. Bethel Christian Academy [Marietta, Ga.]
14	Jalon Moore	F	6-7	209	So.	1VL	Birmingham, Ala.	Gardendale HS
35	Emmer Nichols	F	6-6	219	Fr.	HS	Woodside, Calif.	Sacred Heart Preparatory School
5	Deivon Smith	G	6-1	176	Jr.	1VL	Loganville, Ga.	Grayson HS/Mississippi State
1	Kyle Sturdivant	G	6-3	196	Sr.	2VL	Norcross, Ga.	Norcross HS/Southern California
0	Lance Terry	G	6-2	200	Sr.	TR	College Park, Ga.	The Heritage School/Gardner-Webb

*graduate transfer

Head Coach: Josh Pastner (Arizona, 1997), 7th season

Associate Head Coach: Anthony Wilkins (Kent State, 2013), 5th season

Assistant Coach: Julian Swartz (Carroll College, 2005), 7th season

Assistant Coach: Brian Eskildsen (Tennessee, 2009), 1st season

Director of Operations: Tyler Benson (St. Bonaventure, 2009), 7th season

Director of Player Personnel: B.J. Elder (Georgia Tech, 2014), 4th season

Director of Scouting: Hayden Sheridan (Arizona, 2016), 5th season

Player Development Coach: Eddie Dimas (Grand Canyon, 2015), 2nd season

Athletic Trainer: Richard Stewart (Salisbury, 2005), 16th season

Pronunciations

McCamish Pavilion	Mc-CAM-ish (like CAM Newton)
Freds Pauls Bagatskis	fred paul buh-GAHT-skis (no S in first two names)
Dallan "Deebo" Coleman	DELL-un, DEE-bo
Brian Eskildsen	ESS-killed-sun
Ja'von Franklin	JAY-vonn
Cyril Martynov	KEER-ul MAR-tin-off
Jordan Meka	MECK-uh
Jalon Moore	JAY-lun
Deivon Smith	DAY-vonn
Kyle Sturdivant	STIR-de-vunt

BY CLASS

Seniors: Coleman Boyd, Ja'von Franklin (grad transfer), Rodney Howard, Kyle Sturdivant, Lance Terry

Juniors: Tristan Maxwell, Jordan Meka, Deivon Smith

Sophomores: Dallan "Deebo" Coleman, Brayden Daniels, Miles Kelly, Jalon Moore

Freshman: Freds Pauls Bagatskis, Jermontae Hill (RS), Cyril Martynov, Emmer Nichols

BY STATE/COUNTRY

Alabama: Jalon Moore

Arkansas: Ja'von Franklin

California: Emmer Nichols

Cameron: Jordan Meka

Canada: Cyril Martynov

Georgia: Coleman Boyd, Jermontae Hill, Miles Kelly, Deivon Smith, Kyle Sturdivant, Lance Terry

Kentucky: Brayden Daniels

Latvia: Freds Pauls Bagatskis

Michigan: Rodney Howard

North Carolina: Tristan Maxwell

Tennessee: Dallan "Deebo" Coleman

BY MAJOR

Business Administration: Coleman Boyd, Dallan "Deebo" Coleman, Miles Kelly, Jermontae Hill, Rodney Howard, Cyril Martynov, Jordan Meka, Jalon Moore, Kyle Sturdivant

Computer Science: Freds Pauls Bagatskis

Economics/International Affairs: Emmer Nichols

History, Technology & Society: Ja'von Franklin, Lance Terry

Industrial Engineering: Brayden Daniels

Literature, Media & Communication: Tristan Maxwell, Deivon Smith

BY HEIGHT

6-1 Coleman Boyd, Deivon Smith

6-2 Lance Terry

6-3 Tristan Maxwell, Kyle Sturdivant

6-4 Brayden Daniels

6-6 Dallan "Deebo" Coleman, Jermontae Hill, Miles Kelly, Emmer Nichols

6-7 Ja'von Franklin, Jalon Moore

6-8 Freds Pauls Bagatskis, Jordan Meka

6-11 Rodney Howard

7-0 Cyril Martynov

RADIO/TV ROSTER



Freds Pauls Bagatskis **12**
F • 6-8 • Fr.



Coleman Boyd **30**
G • 6-1 • Sr.




Dallan "Deebo" Coleman **3**
G • 6-6 • So.



Brayden Daniels **33**
G • 6-4 • So.



Ja'von Franklin **4**
F • 6-7 • Sr.



Jermontae Hill **43**
G • 6-6 • rFr.



Rodney Howard **24**
C/F • 6-11 • Sr.



Miles Kelly **13**
G • 6-6 • So.



Cyril Martynov **10**
C/F • 7-0 • Fr.



Tristan Maxwell **11**
G • 6-3 • Jr.




Jordan Meka **23**
C/F • 6-8 • Jr.



Jalon Moore **14**
F • 6-7 • So.



Emmer Nichols **35**
F • 6-6 • Fr.



Deivon Smith **5**
G • 6-1 • Jr.



Kyle Sturdivant **1**
G • 6-3 • Sr.



Lance Terry **0**
G • 6-2 • Sr.



Josh Pastner
Head Coach



Anthony Wilkins
Associate Head Coach



Julian Swartz
Assistant Coach



Brian Eskildsen
Assistant Coach



Tyler Benson
Director of Operations



B.J. Elder
Director of Player Personnel



Hayden Sheridan
Director of Scouting

GAME NOTES

RADIO/TV CHEAT SHEET



0

LANCE TERRY

Guard • 6-2 • 200 • Senior • College Park, Ga.							
Year	GP/GS	PPG	RPG	APG	FG%	3FG%	FT%
2022-23	24/16	9.1	2.7	1.1	.422	.357	.833
Season Highs	Pts: 24	Reb: 6	Ast: 3	Min: 40:00			
Career Highs	Pts: 26	Reb: 7	Ast: 4	Min: 40:00			

Notes

- Returned from 4-game injury absence to avg 11.7 ppg last 6 games, made winning FG vs. Notre Dame at buzzer
- 26-of-57 FG (45.6%), 9-23 3pt FG (39.1%), 9-11 FT (81.8%) over the last 6 games
- Has Tech's top 3pt FG pct. at 35.7%, tops also in ACC games at 36.0%
- Tech's No. 2 scorer in ACC games - 9.6 ppg, 39.6% FG, 76.0% FT



1

KYLE STURDIVANT

Guard • 6-2 • 197 • Junior • Norcross, Ga.							
Year	GP/GS	PPG	RPG	APG	FG%	3FG%	FT%
2022-23	28/16	7.6	2.0	2.8	.385	.344	.564
Season Highs	Pts: 18	Reb: 8	Ast: 8	Min: 37:56			
Career Highs	Pts: 18	Reb: 8	Ast: 8	Min: 38:17			

Notes

- Double figures in 5 of last 7 games (Louisville, NC State, Notre Dame, Virginia Tech, Pitt), 11.6 ppg in that span
- 78/45 assist-to-turnover ratio this season (1.73/1)
- Ten double-figure games this season, 7 in ACC games, season-high 18 pts at Notre Dame on Jan. 10
- In ACC games - 7.9 ppg, 2.8 apg, 37.7% FG, 29.7% 3pt FG



3

DALLAN "DEEBO" COLEMAN

Guard • 6-6 • 218 • Sophomore • Memphis, Tenn.							
Year	GP/GS	PPG	RPG	APG	FG%	3FG%	FT%
2022-23	28/26	9.4	2.9	1.1	.385	.329	.688
Season Highs	Pts: 21	Reb: 6	Ast: 5	Min: 40:00			
Career Highs	Pts: 21	Reb: 6	Ast: 5	Min: 40:00			

Notes

- Double figures in 11 games this season, hitting 32.9% of his 3pt attempts (13-of-34 last 7 games)
- No. 2 on team in 3pt FG attempts (46-of-140) and free throw attempts (44-of-64)
- In ACC games - 9.3 ppg, 2.9 rpg, 37.3% FG, 32.6% on 3pt FG
- Over last 6 games has hit 39.3 of 3pt attempts (11-of-28) and averaged 9.5 ppg



4

JA'VON FRANKLIN

Forward • 6-7 • 214 • Senior • Little Rock, Ark.							
Year	GP/GS	PPG	RPG	BPG	FG%	3FG%	FT%
2022-23	27/14	8.8	6.7	1.7	.583	.000	.712
Season Highs	Pts: 17	Reb: 15	Blk: 5	Min: 44:57			
Career Highs	Pts: 28	Reb: 15	Blk: 5	Min: 44:57			

Notes

- Last 6 games - 14.0 ppg, 10.7 rpg, 61.0% FG, 12-of-18 FT, team-high 21 assists, 15 blocks, 8 steals
- In ACC games - 8.4 ppg, 6.1 rpg, 59.0% FG, team-high 23 blocks and 20 steals
- Only player to rank in ACC top-15 in rebounds (13th), blocks (4th) and steals (15th) in conference games
- Six double-doubles this season, three vs. ACC teams (@Notre Dame, @Wake Forest, Virginia Tech)



5

DEIVON SMITH

Guard • 6-1 • 176 • Junior • Loganville, Ga.							
Year	GP/GS	PPG	RPG	APG	FG%	3FG%	FT%
2022-23	24/13	8.0	5.6	3.7	.391	.261	.448
Season Highs	Pts: 16	Reb: 11	Ast: 7	Min: 36:45			
Career Highs	Pts: 17	Reb: 11	Ast: 9	Min: 36:45			

Notes

- Team leader in assists (3.7 pg), No. 3 in ACC in assist/turnover ratio (2.78-1) / missed last 3 games (ankle)
- Double-digit points in 10 games; P/R double-doubles vs. Notre Dame (16/10), Pitt (15/11), Clemson (11/10)
- Top rebounding guard in ACC - 7.0 ppg, 5.7 rpg, 3.9 apg in ACC games
- 6 or more rebounds in 11 games, 4 or more assists in 13 games



10

CYRIL MARTYNOV

Center • 7-0 • 229 • Freshman • Barrie, Ontario							
Year	GP/GS	PPG	RPG	BPG	FG%	3FG%	FT%
2022-23	6/0	0.8	1.0	0.0	.400	.000	.500
Season Highs	Pts: 2	Reb: 2	Ast: 0	Min: 7:41			
Career Highs	Pts: 2	Reb: 2	Ast: 0	Min: 7:41			

Notes

- Signed in early August after re-classifying to the 2022 class, played in 6 games
- Ontario native who attended The Lawrenceville (N.J.) School in 2021-22, name pronounced "KEER-ul MAR-tin-off"
- Member of the UPlay Canada team on the Nike EYBL circuit in the spring/summer of 2022
- Scored in double figures in all five games, averaging 17.2 ppg and 10.4 rpg, on the final weekend in Kansas City



11

TRISTAN MAXWELL

Guard • 6-3 • 205 • Sophomore • Huntersville, N.C.							
Year	GP/GS	PPG	RPG	APG	FG%	3FG%	FT%
2022-23	18/2	33	1.0	0.8	.394	.306	.636
Season Highs	Pts: 18	Reb: 2	Ast: 4	Min: 23:40			
Career Highs	Pts: 22	Reb: 4	Ast: 4	Min: 25:56			

Notes

- Played 6 games first 2 seasons, 18 this season with 2 starts
- Season-high 18 pts (6-11 FG, 5-8 3pt) vs. Alabama State, ACC high of 10 pts (4-9 FG, 2-6 3pt) vs. Duke
- Played in 10 ACC games - 2.5 ppg, 25.7% FG, 5-16 3pt FG
- Career-high 22 points at BC (7-11 3pt FG) last season



12

FREDS PAULS BAGATSKIS

Forward • 6-8 • 180 • Freshman • Riga, Latvia							
Year	GP/GS	PPG	RPG	APG	FG%	3FG%	FT%
2022-23	8/0	1.0	0.0	0.0	.375	.333	.000
Season Highs	Pts: 3	Reb: 0	Ast: 0	Min: 6:25			
Career Highs	Pts: 3	Reb: 0	Ast: 0	Min: 6:25			

Notes

- Played in 8 games, including 4 of the last 8; hit 3-pters vs. Marquette and Louisville
- Latvia native who developed his game and attended high school in Valencia, Spain the last three years
- Played for Latvia U16 team in 2019 FIBA European Championship, was on U20 team this summer
- Name is pronounced "fred paul buh-GAT-skis" (without the S in first two names)



13

MILES KELLY

Guard • 6-6 • 175 • Sophomore • Stone Mountain, Ga.							
Year	GP/GS	PPG	RPG	APG	FG%	3FG%	FT%
2022-23	28/22	13.2	3.6	1.3	.394	.357	.889
Season Highs	Pts: 24	Reb: 7	Ast: 4	Min: 39:06			
Career Highs	Pts: 24	Reb: 7	Ast: 4	Min: 39:06			

Notes

- Tech's scoring and FT% leader, double figures in 20 of 28 games, including each of the last 3 (17.0 ppg, 4.9 rpg)
- Team-high 13.3 ppg in ACC games, 35.5% 3pt FG, 37.7% FG, 22-23 FT
- Improved scoring average 8.7 ppg over freshman year, 4th-best improvement in ACC
- Scored game-winning baskets against Georgia State and Georgia



14

JALON MOORE

Forward • 6-7 • 209 • Sophomore • Birmingham, Ala.							
Year	GP/GS	PPG	RPG	BPG	FG%	3FG%	FT%
2022-23	27/15	8.3	5.2	1.0	.428	.121	.685
Season Highs	Pts: 17	Reb: 9	Blk: 3	Min: 38:11			
Career Highs	Pts: 17	Reb: 9	Blk: 3	Min: 38:11			

Notes

- Started 15 games (10 ACC starts), Tech's 5th-leading scorer, No. 3 rebounder, 13 games with 10+ points
- In ACC games - 7.3 ppg, 4.6 rpg, 38.5% FG, 64% FT, six games with 10+ points
- Team's No. 2 in blocked shots (1.0 pg), No. 4 in steals (0.8 pg)
- Near double-doubles 3 times - Clayton State (11 pts, 9 reb), Northeastern (16/9), North Carolina (15/9)



23

JORDAN MEKE

Center/Forward • 6-8 • 219 • Junior • Yaoundé, Cameroon							
Year	GP/GS	PPG	RPG	BPG	FG%	3FG%	FT%
2022-23	10/0	0.4	1.5	0.4	.286	.000	.000
Season Highs	Pts: 4	Reb: 4	Blk: 2	Min: 16:35			
Career Highs	Pts: 4	Reb: 8	Blk: 3	Min: 27:17			

Notes

- Played in just 10 games due to combination of groin/back problems, illness
- Played in 15 games last season (4 starts, all in ACC games); 3.0 rpg, 9 blks, 4 stl in 10 ACC games
- Career-high 8 rebounds at Duke last 1/4
- Played only 1 game as a freshman before having back surgery and missing the remainder



24

RODNEY HOWARD

Center/Forward • 6-11 • 256 • Senior • Ypsilanti, Mich.							
Year	GP/GS	PPG	RPG	APG	FG%	3FG%	FT%
2022-23	24/16	4.5	4.3	1.2	.545	.000	.579
Season Highs	Pts: 15	Reb: 13	Ast: 5	Min: 33:38			
Career Highs	Pts: 19	Reb: 14	Ast: 5	Min: 36:22			

Notes

- No. 2 in FG% in all games (54.5%) and in ACC games (50%)
- Played 14 of 16 ACC games, started 11 - 3.9 ppg, 4.4 rpg, 9 blocks
- Went for 15 pts, 13 rebs in opener vs. Clayton State; 11 pts, 11 reb vs. Alabama State
- Started first 4 games and 12 straight games before Feb. 8 vs. Notre Dame, played only 11 minutes last 2 games

GAME NOTES