



# GEORGIA TECH BASKETBALL 2022-23

ACC Champions 1985, 1990, 1993, 2021 • Final Four 1990, 2004 • 17 NCAA Tournament appearances

## 2022-23 Schedule/Results

Date	Opponent	TV	Time
N7	CLAYTON STATE	ACCNX	W, 93-63
N12	at Georgia State	ESPN+	W, 59-57
N17	NORTHERN ILLINOIS	ACC Network	W, 68-50
N21	vs. Utah#	FS1	L, 64-68
N23	Marquette#	FS1	L, 60-84
N26	NORTH ALABAMA	ACCNX	W, 80-61
N29	at Iowa*	ESPN2	L, 65-81
D2	NORTHEASTERN	ACCNX	W, 81-63
D6	GEORGIA	ESPN2	W, 79-77
D10	at North Carolina	ESPN	L, 59-75
D17	ALABAMA STATE	ACCNX	W, 96-60
D21	CLEMSON	ESPN2	L, 66-79
D31	VIRGINIA (13/12)	ACC Network	L, 56-74
J4	MIAMI (12/12)	RSN	W, 76-70
J7	at Florida State	RSN	L, 64-75
J10	at Notre Dame	ACC Network	L, 72-73 (ot)
J14	PITTSBURGH	ACC Network	L, 60-71
J17	NC STATE (rv/rv)	ACC Network	L, 66-78
J21	SYRACUSE	RSN	L, 63-80
J24	at Clemson (24/23)	ACC Network	L, 51-72
J28	DUKE (rv/25)	ACC Network	L, 43-86
F1	at Louisville	RSN	L, 58-68
F4	at NC State (rv/rv)	ACC Network	L, 64-72
F8	NOTRE DAME	RSN	W, 70-68
F11	at Wake Forest (rv/rv)	ACC Network	L, 70-71
F15	VIRGINIA TECH	ACC Network	7 p.m.
F18	FLORIDA TECH	ACCNX	2 p.m.
F21	at Pittsburgh (rv/rv)	ESPN2/U/ACCN	7 p.m.
F25	LOUISVILLE	RSN	2 p.m.
F28	at Syracuse	RSN	7 p.m.
M4	at Boston College	ESPNU	2:30 p.m.
M7-11	ACC Tournament (Greensboro, N.C.)%		

\*ACC/Big Ten Challenge; #Fort Myers Tip-Off (Suncoast Credit Union Arena, Fort Myers, Fla.); %ACC Tournament (Greensboro, N.C.)  
All times Eastern; home games in ALL CAPS  
(AP/USA) - rankings in AP/coaches polls at time of game, current rankings for upcoming games (rv=receiving votes)

### RADIO: Georgia Tech Sports Network by Legends Sports

Announcers	Andy Demetra, Randy Waters
Engineer	Miller Pope
Flagship station in Atlanta	680 AM, 93.7 FM
Satellite Radio	SiriusXM ch. 371, SXM app 371
Online	GT Gameday App, Ramblinwreck.com
Tuneln	buzz.gt/LiveTuneln

### Television ACC Network

Announcers	Mike Monaco, Randolph Childress
------------	---------------------------------

### COMMUNICATIONS

GTMBB contact	Mike Stamus
Phone	404-894-5445 (ofc), 404-218-9723 (cell)
E-mail	mstamus@athletics.gatech.edu

### SOCIAL MEDIA: #TogetherWeSwarm

Official Twitter	@GTMBB / @GTJoshPastner
Facebook	gtmensbasketball
Instagram	gtmensbasketball

## GEORGIA TECH (9-16, 2-13 ACC) vs. VIRGINIA TECH (15-10, 5-9 ACC) Game 26 • February 15, 2023 • 7 p.m. EST

### Jackets Back Home to Host Hokies

Looking forward to a week with a pair of home games, Georgia Tech returns to action at 7 p.m. Wednesday night, hosting Virginia Tech at McCamish Pavilion.

Georgia Tech (9-16, 2-13 ACC) was unable to put together back-to-back wins last week. After edging Notre Dame, 70-68, with a last-second basket Wednesday at home, the Yellow Jackets lost, 71-70, in the final seconds Saturday at Wake Forest. Though Tech has lost 10 of its last 11 games, its last four contests, including a 10-point loss at Louisville and an eight-point defeat at NC State, have been decided by a total of 21 points, and the Jackets held late leads in three of them.

Virginia Tech (15-9, 5-9 ACC) has bounced back from a 1-7 start in conference play to win four of its last six games, including home wins against Duke, Syracuse and Virginia. The fourth win was the Hokies' first in a road game this season, a 93-87 decision Saturday at Notre Dame. In its 1-7 league start, Virginia Tech lost the seven games by an average of five points.

Wednesday's game will be televised live on the ACC Network, with a live stream of the broadcast available on the ESPN app. Radio coverage is on the Georgia Tech Sports Network by Legends Sports and flagship station 680 the Fan (680 AM/93.7 FM), and on satellite radio (SiriusXM channel 371, SXM app 371).

### GAME INFORMATION

Venue/Site	McCamish Pavilion, Atlanta, Ga.
Tech vs. Virginia Tech	Tech leads, 46-41
At home	Tech trails, 14-27
Last meeting	1/19/2022 - Wake Forest won 80-64 in Atlanta
<b>GEORGIA TECH YELLOW JACKETS</b>	
Rankings (AP/coaches/KenPom/NET)	nr   nr   205   218
Record breakdown	8-6 home   1-8 road   0-2 neutral
Head coach	Josh Pastner (Arizona, 1997)
Career record/at GT	270-185! (14th yr)   103-112! (7th yr)
Pastner vs. Virginia Tech	2-6
<i>! On-court record - 22 wins and 1 loss vacated by NCAA Committee on Infractions</i>	

### VIRGINIA TECH HOKIES

Rankings (AP/coaches/KenPom/NET)	nr   nr   61   56
Record breakdown	11-3 home   1-7 road   3-0 neutral
Head coach	Mike Young (Emory & Henry, 1986)
Career record/at VT	368-290 (21st yr)   69-46 (4th yr)
Young vs. Tech	3-4 (2-2 while at Virginia Tech)

## ROSTER AT-A-GLANCE (#indicates last-game starter)

<b>12</b>	Freds Pauls Bagatskis	F	6-8	180	Fr	Riga, Latvia	0.8 ppg	0.0 rpg	> Trained at Valencia Basket Club, played for Latvia in FIBA U16, U20 Euro championships; played in 6 games
<b>30</b>	Coleman Boyd	G	6-1	178	Sr	Smyrna, Ga.	0.8 ppg	0.0 rpg	> Non-scholarship player 4th year at Tech, played in 11 games career, 4 this season
<b>3</b>	Dallan "Deebo" Coleman#	G	6-6	218	So	Memphis, Tenn.	9.3 ppg	2.9 rpg	> Tech's No. 2 scorer, 31.7% from 3pt range; 8.9 ppg, 31.3% in ACC games
<b>33</b>	Brayden Daniels	G	6-4	188	So	Louisville, Ky.	0.0 ppg	0.5 rpg	> Non-scholarship player, 2nd year at Tech, played in 5 games career, 4 this season
<b>4</b>	Ja'von Franklin#	F	6-7	214	Sr	Little Rock, Ark.	8.3 ppg	6.3 rpg	> Has 4 double-doubles this season, 58.0% FG in ACC games; 15.3 ppg, 10.2 rpg last 3 games
<b>43</b>	Jermontae Hill	G	6-6	206	r-Fr	Atlanta, Ga.	0.0 ppg	0.0 rpg	> Non-scholarship player, 2nd year at Tech, redshirted last season, played in 4 games
<b>24</b>	Rodney Howard	C/F	6-11	256	Sr	Ypsilanti, Mich.	4.7 ppg	4.5 rpg	> Hitting 55.2% from the floor for season; 50% in ACC games; 40-69 FG (58%) his last 18 games
<b>13</b>	Miles Kelly#	G	6-6	175	So	Stone Mountain, Ga.	12.7 ppg	3.5 rpg	> Tech's top scorer and FT shooter (87.8%), hitting 34.6% 3pt FG, 33.3% in ACC games
<b>10</b>	Cyril Martynov	C/F	7-0	229	Fr	Barrie, Ontario	1.0 ppg	1.2 rpg	> 14.0 ppg, 9.4 rpg for UPlay Canada on Nike EYBL circuit; played in 5 games
<b>11</b>	Tristan Maxwell	G	6-3	205	Jr	Huntersville, N.C.	3.3 ppg	1.0 apg	> Two games in double figures this season; season-high 18 points (6-11 FG, 5-8 3pt) vs. Alabama State
<b>23</b>	Jordan Meka	C/F	6-8	219	Jr	Yaoundé, Cameroon	0.5 ppg	1.5 rpg	> Played in 8 games this season (limited by groin, back, illness)
<b>14</b>	Jalon Moore	F	6-7	209	So	Birmingham, Ala.	8.0 ppg	5.2 rpg	> Team's No. 5 scorer, No. 3 rebounder, started last 15 games, scored double-digit points in 10
<b>35</b>	Emmer Nichols	F	6-6	219	Fr	Woodside, Calif.	--	--	> Non-scholarship player in 1st year in the program, has not played in a game
<b>5</b>	Deivon Smith	G	6-1	176	Jr	Loganville, Ga.	8.0 ppg	3.7 apg	> PG started 13 games this season; 2.78 assist/TO ratio No. 3 in ACC, 30-to-5 over last 7 games
<b>1</b>	Kyle Sturdivant#	G	6-3	196	Sr	Norcross, Ga.	7.2 ppg	2.6 apg	> Started 13 games, double-figure points in 3 of last 4 games (12.3 ppg), 17-44 FG, 8-21 3pt FG
<b>0</b>	Lance Terry#	G	6-2	200	Sr	College Park, Ga.	8.8 ppg	2.6 rpg	> Tech's No. 2 scorer in ACC games (10.1 ppg); 12.1 ppg, 15-28 FG, 5-11 3pt in 3 games back from injury

# TECH NOTEBOOK

## Tech Team Statistics

Category	2022-23	ACC	NCAA
Scoring offense	67.3	13	280
Scoring defense	71.0	10	220
Scoring margin	-3.7	13	293
Field goal pct.	.413	15	319
Effective FG pct.	.470	15	321
Field goal pct. def.	.440	10	208
3-pt FG pct.	.316	13	293
3-pt FG per game	7.0	9	230
3-pt FG att. per game	22.0	7	157
3-pt FG pct. def.	.308	3	37
3-pt FG allowed	6.4	-	-
Free throw pct.	.693	15	250
FT made per game	9.6	15	336
FT attempts per game	13.9	14	337
Rebounds per game	35.7	5	142
Rebound margin	-1.3	11	258
O-Reb per game	11.1	3	99
D-Reb per game	24.6	9	201
Assists per game	13.2	10	170
Assist/TO ratio	1.2	9	96
Turnover margin	-0.4	12	220
Turnovers per game	11.4	7	61
Turnovers forced per game	11.0	14	311
Blocks per game	4.2	6	53
Steals per game	5.9	7	237
Fouls per game	16.4	11	135
Bench points per game	20.0	2	150
Fast break points per game	11.0	3	93

*Rankings through games of Feb. 12*

## Games Started/Finished

Player	2022-23	Career	Conf.	*Finished
Freds Pauls Bagatskis	-	-	-	6
Deebo Coleman	23	28	18	16
Ja'von Franklin	11	42	21	10
Rodney Howard	14	45	24	7
Miles Kelly	19	20	15	17
Cyril Martynov	-	-	-	4
Tristan Maxwell	2	2	1	1
Jordan Meka	-	4	4	3
Jalon Moore	15	16	11	8
Deivon Smith	13	26	9	9
Kyle Sturdivant	13	41	27	13
Lance Terry	13	50	24	14

*\*Includes starts at previous school and in conference tournaments  
Games finished includes only 2022-23 season*

## Non-Conference Breakdown

Team	Conf.	Record	Conf.	KP	NET
Alabama State	SWAC	8-17	6-6	338	337
Clayton State	DII/PBC	3-21	1-13	--	--
Florida Tech	DII/SSC	16-9	9-8	--	--
Georgia	SEC	15-10	5-7	117	125
Georgia State	Sun Belt	10-16	3-11	247	268
Iowa	Big Ten	16-9	8-6	34	39
Marquette	Big East	20-6	12-3	11	15
North Alabama	A-Sun	16-11	8-6	252	237
Northeastern	CAA	8-16	4-9	290	294
Northern Illinois	MAC	11-14	7-5	255	240
Utah	Pac-12	17-9	10-5	46	52
<b>GT strength of schedule rank</b>				<b>69</b>	<b>63</b>
<b>GT NC strength of schedule rank</b>				<b>224</b>	<b>154</b>
<b>vs. Quad 1: 0-6</b>				<b>vs. Quad 2: 1-5</b>	
<b>vs. Quad 3: 1-4</b>				<b>vs. Quad 4: 6-1</b>	

*KP - KenPom.com, NET - NCAA NET rankings*

*Rankings through games of Feb. 12*

## The Tip-Off

- Six of Georgia Tech's ACC games in February and March are on the road, including trips to NC State, Wake Forest, Pittsburgh, Syracuse and Boston College, who are a combined 52-16 at home this season. The Yellow Jackets' home games are against Notre Dame, Virginia Tech and Louisville, who are a combined 1-21 on the road this season.

- Georgia Tech is 2-5 against Virginia Tech at McCamish Pavilion, with four of the losses coming by five points or fewer.

- Tech is No. 3 in the ACC in three-point defense and is 37th nationally, allowing 30.8 percent from distance.

- Tech is No. 2 in the ACC in bench scoring, its reserves contributing 20 points per game this season. The bench has provided 30 or more points six times this season, and has outscored its opponents' reserves in 14 of 25 games.

- Tech has used 11 different starting lineups this season, and no Yellow Jacket has started every game. Nine Jackets have started at least two games, and eight of them have started a minimum of nine times.

- Since **Lance Terry** returned from his hamstring injury (last three games), Tech has averaged 68 points per game, connected on 43.2 percent of its shots from the floor and 38.1 percent (24-of-63) of its three-point attempts. In the four games he missed, Tech averaged 53.8 points, hit 34.5 percent of its field goals and 25.2 percent of its threes.

- Center **Ja'von Franklin** has averaged 15.3 points and 10.2 rebounds across Tech's last three games. He has hit 19-of-33 shots from the floor, 8-of-10 from the foul line, and recorded 10 assists, six blocks and four steals.

- Point guard **Deivon Smith** is one of 12 ACC players to have a 20-percent defensive rebound rate, according to KenPom. At 6-foot-1, Smith is the shortest of the 12 by six inches and is the only guard.

## Series vs. Virginia Tech

- Virginia Tech has won 22 of 30 all-time meetings with Georgia Tech, including 18 of 25 as a member of the ACC.

- The Hokies swept the 2021-22 regular-season series from the Yellow Jackets - 81-66 in Blacksburg and 62-58 in Atlanta - after Tech had taken the lone regular-season meetings the two years prior (69-53 in Blacksburg in 2020-21, 76-57 in Atlanta in 2019-20 season, snapping a six-game losing streak in 2019-20 and matching its largest margin of victory in the series).

- Tech has won only twice in 13 trips to Cassell Coliseum, including a 64-54 win on Feb. 9, 2013.

- Tech has defeated Virginia Tech only four times in 13 meetings at home since the Hokies joined the ACC, and the Yellow Jackets received extraordinary performances by individuals to win two of those games. On Jan. 19, 2008, reserve guard Matt Causey came off the bench to hit seven threes and pour in 30 points in the Jackets' 81-70 victory. On Jan. 25, 2011, Iman Shumpert recorded the fourth triple-double in Tech history with 22 points, 12 rebounds and 11 assists in the Jackets' 72-57 win.

- The Hokies, led by future NBA star Dell Curry, held off the Jackets and their future All-Americans Mark Price and John Salley, 77-74, in the teams' first meeting, a first-round post-season NIT game, at Cassell Coliseum in 1984.

- The teams have split two ACC Tournament encounters, the Jackets capturing a 73-54 victory in the first round of the 2005 tournament in Washington, D.C., and the Hokies winning a 59-43 decision in the first round in 2011 in Greensboro.

- Georgia Tech's first victory over Virginia Tech occurred on Dec. 27, 1962, a 73-72 overtime triumph at the Gator Bowl Tournament that was part of an 11-0 start for the Yellow Jackets. Tech went on to finish the season 21-5. That remains the only meeting between the two teams when both were ranked in the nation's top 25.

- Both teams were members of the old Metro Conference, but not at the same time. Georgia Tech was a member for three

## Series vs. Virginia Tech (8-22)

### Home: 4-9, Away: 2-11, Neutral: 2-2

All Home Games: 4-9

At McCamish Pavilion: 2-5

At Alexander Memorial Coliseum: 2-4

In Atlanta: 4-9

In Blacksburg: 2-11

At Cassell Coliseum: 2-11

As ACC members: 7-18

In the ACC Tournament: 1-1

All Neutral Games: 2-2

Under Whack Hyder: 1-1

Under Dwane Morrison: 0-1

Under Bobby Cremins: 0-1

Under Paul Hewitt: 3-8

Under Brian Gregory: 2-4

Under Josh Pastner: 2-6

Vs. Buzz Williams: 0-6

Vs. Mike Young: 4-3 (2-2 at Virginia Tech)

Longest Winning Streak: 2 games (2013-14, 2020-21)

Longest Losing Streak: 6 games (2011-13, 2015-19)

Most Points Scored: 84 on 2-23-2008

Fewest Points Scored: 15 on 2-14-1921

Most Points Allowed: 102 on 2-13-2011

Fewest Points Allowed: 31 on 2-14-1921

Largest Margin of Victory: 19 on 3-11-2008, 2-4-2020

Largest Margin of Defeat: 25 on 2-13-2011

## Series Results

2-14-1921	.....a	L	15-31
12-20-1957	.....h10	L	59-70
12-27-1962 (ot) nr/18	.....nr/14	n1	W 73-72
12-22-1979	.....n2	L	62-67
3-10-1984	.....a1	L	74-77
1-22-2005	.....12/15	h10	L 69-70
3-11-2005	.....n3	W	73-54
1-31-2006	.....a	L	62-63
1-28-2007	.....h10	L	65-73
1-19-2008	.....h10	W	81-70
2-23-2008	.....a	L	84-92
2-11-2009	.....a	L	71-76
3-6-2010	.....h10	L	82-88
1-25-2011	.....h10	W	72-57
2-13-2011	.....a	L	77-102
3-10-2011	.....n4	L	43-59
2-18-2012 (ot)	.....a	L	73-74
1-12-2013 (ot)	.....h15	L	65-70
2-9-2013	.....a	W	64-54
3-8-2014	.....h15	W	62-51
2-9-2015	.....a	L	63-65
1-16-2016	.....h15	L	77-78
1-18-2017	.....a	L	61-62
2-17-2018	.....h15	L	56-76
1-9-2019	.....9/7	h15	L 49-52
2-13-2019	.....22/16	.....a	L 68-76
2-4-2020	.....h15	W	76-57
2-23-2021	.....16/15	.....a	W 69-53
2-2-2022	.....a	L	66-81
2-23-2022	.....h15	L	58-62

*n1-Gator Bowl Tournament (Jacksonville, Fla.); n2-Roanoke Times & World News Holiday Classic (Roanoke [Va.] Civic Center); n3-ACC Tournament (MCI Center, Washington, D.C.); n4-ACC Tournament (Greensboro Coliseum, Greensboro, N.C.); a1-NIT first round*

GAME NOTES

# TECH NOTEBOOK

## Just Georgia Tech, please...

*The Georgia Institute of Technology is the official title, but Georgia Tech will work fine, or just Tech (unless you're in Virginia or Texas). We would appreciate it if you would use our name in those ways. Georgia Tech University is incorrect. Thank you.*

## Georgia Tech Quick Facts

**Official Name:** Georgia Institute of Technology  
**Location:** Atlanta, Ga.  
**Enrollment:** 45,296  
**Founded:** 1885  
**Colors:** Old Gold and White  
**Nickname:** Yellow Jackets, Ramblin' Wreck  
**Mascot:** Buzz (Yellow Jacket)  
**Fight Songs:** Ramblin' Wreck, White and Gold  
**Conference:** Atlantic Coast (ACC)  
**Home Arena:** McCamish Pavilion (capacity 8,600)  
**President:** Dr. Angel Cabrera  
**Director of Athletics:** J Batt  
**Faculty Rep. for Athletics:** Dr. Jenna Jordan  
**Head Coach:** Josh Pastner (Arizona, 1997)  
**Record at Tech:** 103-112 ! (7th season)  
 Overall: 270-185 ! (14th season)  
 ACC Regular Season: 49-74 !  
 ACC Tournament: 2-4  
 NCAA Tournament: 2-5

**Associate Head Coach:** Anthony Wilkins (Kent State, 2013), 4th season  
**Assistant Coach:** Julian Swartz (Carroll College, 2005), 7th season  
**Assistant Coach:** Brian Eskildsen (Tennessee, 2009), 1st season  
**Assoc. Dir. of Player Personnel:** B.J. Elder (Georgia Tech, 2014)  
**Director of Operations:** Tyler Benson (St. Bonaventure, 2009)  
**Director of Scouting:** Hayden Sheridan (Arizona, 2016)  
**Player Development Coach:** Eddie Dimas (Grand Canyon, 2015)  
**Athletic Trainer:** Richard Stewart (Salisbury, 2005)  
*! On-court record (Georgia Tech had 22 wins and one loss during the 2016-17 and 2017-18 seasons vacated by the NCAA's Committee on Infractions)*

## Basketball History

**108th season:** 1st game, Feb. 17, 1906 vs. Auburn  
**All-time Record:** 1,431-1,303 !  
**Winning/Losing/500 Seasons:** 55 / 48 / 4  
**NCAA Appearances (17):** 23-17 record  
 1960, 1985, 1986, 1987, 1988, 1989, 1990, 1991, 1992, 1993, 1996, 2001, 2004, 2005, 2007, 2010, 2021  
**Final Fours (2):** 1990, 2004  
**NIT Appearances (8):** 10-8 record  
 1970, 1971, 1984, 1994, 1998, 1999, 2003, 2016  
**ACC Championships (4):** 1985, 1990, 1993, 2021  
**ACC Regular-Season Titles (2):** 1985 (tie), 1996  
**ACC Regular-Season Record (44th season):** 283-419 !  
**ACC Tournament Record:** 28-38  
**SEC Championships (1):** 1938  
**SEC Regular-Season Titles (1):** 1937  
**SEC Regular-Season Record (1932-64):** 201-207  
**Metro Conference Regular-Season Record (1975-78):** 9-10  
**Metro Conference Tournament Record:** 4-3  
**Record at McCamish Pavilion:** 120-68 ! (11th season)  
**Record at Alexander Memorial Coliseum:** 556-194 (55 seasons, 1956-2011)  
**Record at State Farm Arena:** 8-12  
**Record at Gas South Arena:** 4-1  
**Record at Georgia Dome:** 9-5  
**All-Time Head Coaches:** 14  
**ACC Head Coaches:** 5  
**All-America Selections:** 14 (12 players)  
**Consensus All-Americans:** 2  
**First-Team All-Americans:** 5  
**National Players of the Year:** 1  
**All-ACC Selections:** 57 times (34 players)  
**ACC Players of the Year:** 2  
**ACC Rookies of the Year:** 11  
**ACC Coaches of the Year:** 5 (3 coaches)  
**ACC Tournament MVPs:** 4  
**ACC All-Freshman Team:** 15

seasons from 1975-76 through 1977-78 before leaving to join the ACC. Virginia Tech joined the league for the 1978-79 season.

## Last Year vs. Virginia Tech

**February 2, 2022 in Blacksburg** - Senior Michael Devoe, the ACC's third leading scorer, put up 30 points on the night, but Georgia Tech was unable to overcome Virginia Tech's hot shooting and balance on offense and fell to the Hokies, 81-66, at Cassell Coliseum.

Georgia Tech (9-12, 2-8 ACC) actually made more three-point field goals (10) than did the Hokies (eight). But Virginia Tech (12-10, 4-7 ACC) made its hay from long range early and opened up the inside, where the Hokies shot 61 percent on the night compared to 40 percent for the Yellow Jackets.

The game was close throughout the early parts of the first half before Virginia Tech went on a 15-2 run starting at the 8:21 mark of the first half to help the Hokies take a 46-35 lead into halftime.

Storm Murphy, who drained three early threes to give Virginia Tech the upper hand, finished with 18 points, while Keve Aluma hurt the Jackets inside with 24 points, hitting 8-of-11 shots from the floor and 8-of-9 from the foul line.

The Hokies led by as many as 22 points in the second half (63-41 with 13:53 left) before the Jackets fought back, going on their own 8-0 run, to trim the Hokie lead to 11 before ultimately losing the game.

Devoe was the only Yellow Jacket in double figures, posting his third game this season of 30 or more points. He made 11 of 19 shots from the floor, and 5-of-9 from three-point range.

**February 23, 2022 in Atlanta** - Michael Devoe keyed a 10-0 run that nearly saw Georgia Tech come all the way back from a late 13-point deficit, but Virginia Tech held on to escape McCamish Pavilion with a 62-58 win.

Trailing 59-46 with less than five minutes remaining in the game, Devoe scored five of Georgia Tech's 10 points during its late run, including an old-fashioned 3-point play with 1:20 to go that pulled the Yellow Jackets within three at 59-56.

The Yellow Jackets then forced a turnover on Virginia Tech's ensuing possession to regain the ball with a chance to tie the game. But, unfortunately for the Jackets, they came away empty, then saw the Hokies stretch their lead back out to five points on a goaltending call with 13 seconds remaining. Devoe made a driving layup with nine seconds left to pull the Jackets back within five, but VT's Hunter Cattoor made 1-of-2 free throws with six seconds on the clock to seal the victory for the Hokies.

After controlling the action for much of the first half and leading by as many as eight points (34-26) with less than two minutes to go before halftime, Georgia Tech's advantage evaporated when Virginia Tech went on a 10-0 run that spanned halftime and put the Hokies ahead, 36-34, early in the second period. GT briefly regained a 40-39 advantage on a Kyle Sturdivant jumper with just under 14 minutes to go in the game, but VT once again went on a big run, this time a 20-6 spurt that saw the Hokies expand their advantage to 59-46.


Devoe led all scorers with 18 points and was joined in double-figures by Jordan Usher, who had 11 points for Georgia Tech (11-17, 4-13 ACC). Rodney Howard had eight points and four rebounds in just 19 minutes of play, but fouled out midway through the second half.

Nahiem Alleyne and Keve Aluma led Virginia Tech (17-11, 9-8 ACC) with 12 points apiece.

## Last Time Out

Bidding for its first ACC road victory of the season, Georgia Tech watched a five-point lead evaporate in the final two minutes and dropped a last-second 71-70 decision to Wake Forest Saturday at the Lawrence Joel Veterans Memorial Coliseum.

## GTMBB Information Guide



## Georgia Tech By the Numbers

1	SEC Championships
1	NCAA Post-Graduate Scholar
1	Naimsmith Award winner
2	Final Four appearances
2	ACC regular-season titles
2	ACC Players of the Year
2	National Freshmen of the Year
3	Years a Member of the Metro Conference
4	ACC Championships
5	First-team All-America players
6	Jersey numbers retired
6	Academic All-Americans
7	NCAA Sweet 16 appearances
8	Wins over teams ranked No. 1
8	NBA lottery picks
12	ACC Rookie of the Year honorees
14	Head coaches in program history
17	NCAA Tournament berths
19	NBA first-round draft picks
25	Total postseason berths (NCAA and NIT)
32	Years a Member of the SEC
43	Years a Member of the ACC
47	Players taken in the NBA Draft
51	Players selected All-ACC
228	Weeks ranked in either AP or Coaches Poll

Tech (9-16, 2-13 ACC) held the Demon Deacons (17-9, 9-6 ACC) to their second-lowest point total in an ACC game this season, but came up on the short end of a game in which the lead changed hands nine times over the final nine minutes, and three times in the final minute. The Jackets held the lead for nearly 22 minutes of the game.

Deivon Smith and Ja'von Franklin led the Yellow Jackets with 15 and 14 points, respectively. Franklin posted his fourth double-double of the season, adding a season-high 15 rebounds as Tech earned 20 of its points on second chances.

Wake's Tyree Appleby, the ACC's leading scorer, came up big in the final minute with six points – two field goals and the winning points from the free throw line with 2.3 seconds remaining.

The Jackets led 68-63 on Smith's jumper with 2:07 remaining in the game. Appleby answered with a jumper of his own, and Andrew Carr followed with a pair of free throws to cut the Tech margin to 68-67 with 31 seconds to go. With Wake having fouls to give and defending aggressively, Tech had difficulty inbounding the ball and turned it over, leading to a layup by Appleby and a 69-68 Demon Deacon lead with 13 seconds left.

Smith answered with a driving jumper in the lane to



# TECH NOTEBOOK

## Tech's Record

	2022-23	CJP
At home	8-6	77-42
On the road	1-8	21-56
At neutral sites	0-2	5-12
Vs. top-10 opponents	0-0	3-16
Vs. top-25 opponents	1-3	12-33
Vs. teams over .500	4-13	60-94
Vs. teams under .500	4-2	34-11
Vs. teams at .500	1-1	8-6
While in the top 25	0-0	0-0

In November	4-3	23-12
In December	3-3	23-24
In January	1-7	24-32
In February	1-3	18-35
In March/April	0-0	15-8

Wearing white uniforms	6-7	70-42
Wearing gold uniforms	3-5	22-36
Wearing navy uniforms	0-0	12-26
Wearing gray uniforms	0-4	0-4

Game is decided by 5 pts./fewer or OT	3-3	28-29
Game is decided by 10/fewer or OT	4-5	50-54

Leading at the half	6-1	76-23
Trailing at the half	2-15	24-85
Tied at the half	1-0	3-3
Leading with 5:00 to play	6-2	87-11
Trailing with 5:00 to play	2-13	12-97
Tied with 5:00 to play	1-1	3-4
In overtime games	0-1	4-5
After a bye in the ACC schedule	0-0	3-3

Tech scores 100 or more points	0-0	0-1
Tech scores 70 or more points	7-2	74-20
Tech scores fewer than 70 points	2-14	30-91
Opponent scores 100 or more points	0-0	0-2
Opponent scores 70 or more	2-14	21-72
Opponent scores fewer than 70	7-2	84-37
Opponent scores fewer than 50	0-0	4-0

Tech shoots 50 pct. or better	2-0	40-9
Opponent shoots 50 pct. or better	1-5	7-24
Opponent shoots under 40 pct.	6-0	60-21
Tech has a higher FG% than opponent	8-1	95-26
Tech has a lower FG% than opponent	1-15	5-80
FG percentage is even	0-0	0-2

Tech has more 3-point FGs	5-5	43-28
Tech has fewer 3-point FGs	1-8	44-68
3-point FGs are even	3-3	16-13

Tech attempts more FT than opponent	5-2	69-26
Tech attempts fewer FT than opponent	4-14	28-79
Free throw attempts are even	0-0	6-6

Tech outrebounds opponent	6-5	55-32
Opponent outrebounds Tech	3-11	42-79
Rebounds are even	0-0	6-1

Tech has fewer turnovers than opponent	7-4	55-39
Tech has more turnovers than opponent	2-9	44-61
Turnovers are even	0-3	5-9
Tech has more assists than turnovers	7-9	69-39

Committing more fouls	1-12	28-74
Committing fewer fouls	4-3	63-27
Fouls are even	4-1	12-10

4/more Jackets score in double figures	8-3	52-21
A Jacket scores 20 or more	0-2	58-49
A Jacket scores 30 or more	0-0	7-5

Scoring more bench points	5-9	46-45
Scoring fewer bench points	4-7	55-59
Bench scoring is even	0-0	2-6

return the lead back to Tech, 70-69, with six seconds left, but the Jackets fouled Appleby on a drive to the basket, and he converted the free throws to provide the winning margin for Wake. Tech was unable to get a shot off on its final possession.

Cameron Hildreth led the Demon Deacons with 19 points, with Appleby finishing with 16 and Bobi Klinton adding 11.

## Team Trends

- Tech's last four games have been decided by a total of 21 points. The Jackets' first 11 ACC games were decided by an average of 15.4 points.

- Tech utilized nine players against Wake Forest, the 17th time in 25 games this season the Yellow Jackets have deployed nine or more. The Jackets rank No. 112 in the nation in bench minutes (34.1 pct.).

- Since **Lance Terry** returned from his hamstring injury (last three games), Tech has averaged 68 points per game, connected on 43.2 percent of its shots from the floor and 38.1 percent (24-of-63) of its three-point attempts. In the four games he missed, Tech averaged 53.8 points, hit 34.5 percent of its field goals and 25.2 percent of its threes.

- Tech's bench outscored its opponent (28-19 vs. Wake Forest) for the 14th time in 25 games. Tech ranks No. 2 in the ACC in bench points per game.

- Tech has averaged 23.8 three-point attempts in ACC games (6th-most in the ACC), trying at least 20 in every game except Virginia (16) and Wake Forest (19).

- Tech is 7-2 this season when scoring 70 or more points (2-2 in the ACC), 2-14 when failing to reach 70. The Jackets have reached 70 points in ACC play only against Miami, Notre Dame (both meetings) and Wake Forest.

- Tech went 8-for-8 from the foul line against Wake Forest and has hit just 53-of-78 (67.9 pct.) over its last nine games. The Jackets have scored 9.6 points per game from the foul line this season, 7.7 in ACC games.

- Tech has turned the ball over fewer an average of 11 times over its last nine games, but has forced only 9.7 per game across the game stretch.

- Tech outscored Wake Forest in points from turnover (18-13), second chances (20-11), fast breaks (11-5) and the bench (28-19), and had a four-point deficit in the paint and an 11-point deficit (19-8) at the foul line.

- Tech has outrebounded its last three opponents by an average of 4.3.

## Player Updates

- In three games since returning from his hamstring injury, which kept him out of four games, **Lance Terry** has averaged 12.3 points, hit 15-of-28 shots from the floor and 5-of-11 from three-point range.

- Center **Ja'von Franklin** got his fourth double-double this season at Wake Forest, finishing with 14 points, 15 boards, two assists and two steals.

- Franklin has averaged 15.3 points and 10.2 rebounds across Tech's last three games. He has hit 19-of-33 shots from the floor, 8-of-10 from the foul line, and recorded 10 assists, six blocks and four steals.

- Over his last six games, Franklin has averaged 12 points and 8.5 rebounds, hitting 31-of-53 from the floor.

- **Deivon Smith** has posted four double-digit scoring games in his last nine after tallying 15 at Wake Forest, averaging 9.2 points over that stretch. He also has 13 games of five or more rebounds after taking five against the Demon Deacons.

- Smith also had five assists against two turnovers at Wake Forest, and has an assist-turnover ratio of 2.78-to-1, third-best in the ACC and No. 21 nationally (he was 1.1-to-1 last season).

- **Kyle Sturdivant** has averaged 12.3 points over his last four games, including the first time in his college career he has reached double digits in three straight games (17 at Louisville, 13 at NC State, 12 vs. Notre Dame).

## A Make-or-Miss Game

*Georgia Tech's offensive rankings vs. the ACC under Josh Pastner (ACC regular season games only)*

Year	PPG	FG Pct.	3pt FG Pct.
2022-23	62.5 (15)	.395 (15)	.311 (14)
2021-22	66.0 (12)	.428 (10)	.325 (11)
2020-21	71.8 (6)	.482 (2)	.360 (3)
2019-20	69.9 (9)	.462 (2)	.341 (6)
2018-19	60.7 (15)	.426 (8)	.306 (12)
2017-18	63.6 (14)	.419 (12)	.312 (15)
2016-17	65.1 (14)	.434 (14)	.309 (15)

## General Storylines

- **108th season** - Georgia Tech is playing its 108th season of basketball in 2022-23, having compiled an all-time on-court record of 1,431-1,303 (22 wins and one loss from the 2016-17 and 2017-18 seasons were vacated by the NCAA Committee on Infractions).

- **Tech in the ACC** - Tech is playing its 44th season as a member of the Atlantic Coast Conference, having won the conference championship in 1985, 1990, 1993 and 2021. Prior to that, Tech competed in the Metro Conference for three seasons from 1975-78, was an independent from 1964-75, and was a member of the Southeastern Conference for 32 years from 1932-64, winning one title in 1938.

- Tech is playing its seventh season under head coach Josh Pastner, who has built the Tech program based on a "get old and stay old" philosophy, elevating the talent level incrementally through ever-improving high school recruiting and attracting transfers who went to high school in the Atlanta area.

- Tech was projected to finish last in the ACC standings by a vote of the conference's official media panel before the season. Last season, Tech was projected to finish 10th and wound up 14th, the first time under Pastner that the Yellow Jackets finished below projections. In the prior three seasons, the Jackets surpassed expectations, having been picked to finish 13th, 12th and ninth, respectively, before eventually finishing 10th, fifth and fourth in the regular season.

- Tech's eight returning scholarship players from 2021-22 combined to start 100 games in 2021-22, and logged 53.8 percent of the minutes played.

- Four seniors, all rotation players, completed their Tech careers in 2021-22 and graduated in May. **Michael Devoe** (Ontario c/lippers/G League) and **Jordan Usher** (Turkey) are playing professional basketball. **Khalid Moore** (Fordham) and **Bubba Parham** (Samford) elected to pursue graduate transfer opportunities for their final season of eligibility.

## Jackets At-A-Glance

Georgia Tech returned eight players who logged significant playing time during 2021-22, as it looked to replace the scoring punch of **Michael Devoe** and **Jordan Usher**, who combined to average more than 32 points per game in the Yellow Jackets' 12-20 campaign.

Among the eight key letterwinners returning are two starters from the 2021-22 squad, both seniors in 6-3 point guard **Kyle Sturdivant** (7.6 ppg, 2.3 apg) and 6-11 center **Rodney Howard** (6.5 ppg, 5.1 rpg), as well as the backup point guard, 6-1 junior **Deivon Smith** (5.7 ppg, 2.0 apg) and a rising trio of sophomore perimeter players in 6-6 **Dallan "Deebo" Coleman** (6.2 ppg), 6-6 **Miles Kelly** (4.5 ppg) and 6-7 **Jalon Moore** (2.8 ppg). Junior 6-2 guard **Tristan Maxwell** and 6-8 junior forward **Jordan Meka** return to provide additional depth.

Pastner and his staff augmented the eight returnees with a pair of transfers in 6-2 guard **Lance Terry** (14.3 ppg at Gardner-Webb) and 6-7 forward **Ja'von Franklin** (12.2 ppg, 7.8 rpg at South Alabama), and over the summer signed a pair of international players - 6-8 forward **Freds Pauls Bagatskis** from Latvia and 7-foot center **Cyril Martynov** of Canada.

GAME NOTES

# TECH NOTEBOOK

## Tech Highs and Lows Under Josh Pastner

<b>Longest winning streak:</b> 8 games (2020-21)
<b>Longest ACC winning streak:</b> 8 games (2020-21)
<b>Longest ACC home winning streak:</b> 11 games (last 6 home games of 2019-20, first 5 of 2020-21, program record)
<b>Longest losing streak:</b> 9 games (2022-23)
<b>Longest ACC losing streak:</b> 9 games (2022-23)
<b>Most points scored in a game:</b> 120 vs. Georgia State (4ot), 11/25/20
<b>Most points scored in a game (regulation):</b> 103 vs. Clayton State, 1/23/2022
<b>Most points scored - ACC game:</b> 96 at North Carolina, 1/4/2020
<b>Fewest points scored in a game:</b> 42 vs. Clemson, 2/6/2019
<b>Fewest points scored - ACC game:</b> 42 vs. Clemson, 2/6/2019
<b>Most points allowed in a game:</b> 123 vs. Georgia State (4ot), 11/25/2020
<b>Most points allowed in a game (regulation):</b> 110 at Duke, 1/4/2017
<b>Most points allowed - ACC game:</b> 110 at Duke, 1/4/2017
<b>Fewest points allowed in a game:</b> 40 vs. Florida A&M, 12/9/2018
<b>Fewest points allowed - ACC game:</b> 51 vs. Syracuse, 1/31/2018
<b>Largest margin of victory:</b> 50 vs. Clayton State (103-53), 1/23/2022
<b>Largest margin of victory - ACC game:</b> 27 at Miami (87-60), 2/20/2021
<b>Largest margin of victory - road game:</b> 27 at Miami (87-60), 2/20/2021
<b>Largest margin of victory - ACC road game:</b> 27 at Miami (87-60), 2/20/2021 (program record)
<b>Largest losing margin:</b> 53 (110-57) at Duke, 1/4/2017
<b>Largest losing margin at home:</b> 43 (86-43) vs. Duke, 1/29/2023
<b>Largest losing margin - ACC game:</b> 53 at Duke, 1/4/2017
<b>Most points allowed in a win:</b> 83 at North Carolina (96-83), 1/4/2020
<b>Most points scored in a loss:</b> 120 vs. Georgia State (4 ot), 11/25/2020
<b>Most points scored in a loss (regulation):</b> 81 vs. Wright State, 12/22/2017
<b>Fewest points scored in a win:</b> 52 vs. Northwestern (52-51), 11/28/2017
<b>Fewest points allowed in a loss:</b> 52 vs. Virginia Tech (52-49), 1/9/2019
<b>Largest deficit overcome to win a game:</b> 17 vs. Notre Dame (1stH-6:47), 2/6/2021
<b>Largest 2nd-half deficit overcome to win a game:</b> 10 vs. Georgia Southern (19:42), 11/26/2021
<b>Largest deficit overcome to win a road game:</b> 15 (4:01-1st) at NC State, 11/5/2019
<b>Largest lead given up in a loss:</b> 16 (15:06-2nd half) vs. St. John's, 12/1/2018
<b>Largest 2nd-half lead given up in a loss:</b> 16 (15:06-2nd half) vs. St. John's, 12/1/2018
<b>Highest FG pct.:</b> 60.7 (34-56) at Georgia, 11/19/2021
<b>Highest FG pct. - ACC game:</b> 59.5 (25-42) at Syracuse, 1/12/2019
<b>Lowest FG pct.:</b> 27.1 (16-59) vs. Florida State, 2/16/2019
<b>Lowest FG pct. - ACC game:</b> 27.1 (16-59) vs. Florida State, 2/16/2019
<b>Highest 3-pt pct.:</b> 62.5 (10-16) at NC State, 1/15/2017; (15-24) vs. Clayton State, 1/23/2022
<b>Highest 3-pt pct. - ACC game:</b> 62.5 (10-16) at NC State, 1/15/2017
<b>Most 3-pt FG:</b> 16 vs. Clemson, 1/20/2021
<b>Most 3-pt FG - ACC game:</b> 16 vs. Clemson, 1/20/2021
<b>Lowest 3-pt pct.:</b> 9.1 (1-11) vs. Clemson, 2/1/2017
<b>Lowest 3-pt pct. - ACC game:</b> 9.1 (1-11) vs. Clemson, 2/1/2017
<b>Highest FG pct. allowed:</b> 59.3 (32-54) at Florida State, 1/24/2018; (32-54) Notre Dame, 2/6/2021
<b>Highest FG pct. allowed - ACC game:</b> 59.3 (32-54) at Florida State, 1/24/2018; (32-54) Notre Dame, 2/6/2021
<b>Lowest FG pct. allowed:</b> 21.6 (16-74) vs. Elon, 11/11/2019
<b>Lowest FG pct. allowed - ACC game:</b> 28.2 (20-71) vs. Florida State, 1/25/2017
<b>Highest 3-pt pct. allowed:</b> 60.0 (12-20) at Louisville, 2/8/2018
<b>Highest 3-pt pct. allowed - ACC game:</b> 60.0 (12-20) at Louisville, 2/8/2018
<b>Lowest 3-pt pct. allowed:</b> 6.7 (1-15) at Hawaii, 11/25/2019
<b>Lowest 3-pt pct. allowed - ACC game:</b> 9.5 (2-21) vs. Duke, 1/26/2019
<b>Highest FT pct.:</b> 95.2 (20-21) vs. Coppin State, 12/27/2017
<b>Highest FT pct. - ACC game:</b> 91.3 (21-23) vs. Pittsburgh, 2/14/2021
<b>Lowest FT pct.:</b> 0.0 (0-3) vs. Pittsburgh, 1/14/2023
<b>Most free throws made:</b> 41 vs. Georgia State, 11/25/2020
<b>Most free throws attempted:</b> 59 vs. Georgia State, 11/25/2020 (program record)
<b>Fewest free throws made:</b> 0 (3 attempts) vs. Pittsburgh, 1/14/2023
<b>Most assists:</b> 29 vs. Kennesaw State, 12/28/2018
<b>Fewest assists:</b> 5 at Georgia, 12/19/17; at Tennessee, 11/13/2018, at Florida State, 2/2/2019, vs. Boise State, 12/22/2019; vs. USC, 12/18/2021
<b>Most turnovers:</b> 24 vs. Arkansas, 11/25/2019; Ball State, 12/18/2019; LSU, 12/11/2021
<b>Fewest turnovers:</b> 5 at Notre Dame, 2/1/2020; vs. Utah, 11/21/2022; Alabama State, 12/17/2022; at Louisville, 2/1/2023
<b>Most blocked shots:</b> 16 vs. Southern, 11/14/2016 (Tech record)
<b>Most steals:</b> 15 vs. North Carolina, 12/31/2016; at Syracuse, 1/13/2019; vs. Kentucky, 12/6/2020; vs. Florida State, 3/13/2021

## Program Trends

- **Less experienced** - According to KenPom.com, Tech ranks No. 265 nationally in Division I experience (average 1.53 years per player) and No. 140 in minutes continuity (47.6 percent), a measure of playing minutes from 2021-22 carrying over to 2022-23. That's significantly lower than last season - No. 162 (average 1.99 years per player) and No. 149 in minutes continuity (52.3 percent), and far below the ACC Championship team of 2021 - No. 4 (2.54 years) and 10 (75.2), respectively.

- **Two fouls in the first half?** No problem. Georgia Tech ranks No. 8 in the nation in two-foul participation at 51.6 percent, a measure of percentage of available minutes played by players with two fouls. No power conference teams rank higher. Tech has ranked No. 6 in the or higher each of the last five years, leading the nation in this category in 2020 and 2021.

- **Bench minutes** - Josh Pastner has expanded his rotation in the last two seasons, ranking No. 112 in minutes played by its reserves (33.7 percent) this season, after coming in at No. 239 (28.4 percent) in 2021-22. Tech's minutes have been spread more evenly than at anytime in Pastner's tenure, with only two players averaging 30 minutes, and nine averaging 11 or more minutes per game.

## Pastner's Key Metrics

- **Assists to made field goals:** The Jackets have assisted on 52.2 percent of their field goals this season (54.8 percent in ACC games), and ranks No. 131 in the nation, according to KenPom.com. Tech has been as high as 50 percent in 14 games. Tech's nightly goal is to assist on 60 percent of its made field goals, which Tech has met five times this season.

- **Free throws made to opponents' attempts:** Tech went 8-of-8 from the free throw line to Wake Forest's 19-of-24. Tech's goal each night is to make more free throws than the opponent attempts, which it has done in four games. This season, Tech has scored 9.6 points per game from the foul line, just 7.7 per ACC game. Tech has been outscored at the stripe by six points per ACC game. The Yellow Jackets have scored 14.3 percent of their points at the stripe, No. 345 in the nation according to KenPom.com.

- **Turnovers:** Tech has a minus-0.4 turnover margin this season, and has won the turnover battle 11 times in 25 games (three ties), primarily because opponents are committing an average of just 11.0 per game. The Jackets are minus-2.9 in ACC games (ACC foes have turned the ball over just 10.0 times per game). Tech's target is 11 or fewer each night, which it has met 16 times this season. Under Pastner, when Tech has committed fewer turnovers than its opponent, it is 55-39. When it has committed more, it is 44-61.

- **Guard rebounding:** Tech's perimeter players grabbed 17 of its 24 defensive rebounds against Wake Forest and has taken 424 of 615 for the season (68.9 percent), compared to 77.1 percent of the total defensive rebounds last season.

## Early Development

The 2021-22 season represented the most extensive college experience that most of the players on Georgia Tech's roster had accumulated. Of the 12 players who saw rotation minutes for Georgia Tech, only seniors **Michael Devoe**, **Jordan Usher**, **Khalid Moore** and **Bubba Parham** had extensive experience entering the season, and all have graduated.

*Tech ranks No. 265 in the nation in Division-I experience (1.53 years on average) according to KenPom.com, a metric that takes into account the players' class weighted by minutes played in previous seasons. That ranks 13th in the ACC. Only Syracuse, Duke and Louisville have less experience by that measurement.*

*Notre Dame (3), Virginia (4), Pittsburgh (17), North Carolina (25), Miami (28), NC State (49) and Wake Forest (59) all have D-I experience averages above 2.5 years.*

Tech's top eight returning players combined to start only

## Scoring Improvement

### Freshman year to sophomore year

Player	+PPG	From	To
Brook Steppe	12.4	6.5 (1978-79)	18.9 (1979-80)
Anthony Morrow	10.3	5.7 (2004-05)	16.0 (2005-06)
<b>Miles Kelly</b>	<b>8.2</b>	<b>4.5</b> (2001-02)	<b>12.7</b> (2022-23)
Roger Kaiser*	8.1	14.7 (1958-59)	22.8 (1959-60)
Malcolm Mackey	8.0	7.3 (1989-90)	15.3 (1990-91)
Gani Lawal	7.9	7.2 (2007-08)	15.1 (2008-09)
Matt Harpring	6.5	12.1 (1994-95)	18.6 (1995-96)
Michael Devoe	6.3	9.7 (2018-19)	16.0 (2019-20)
James Forrest	6.2	13.3 (1991-92)	19.5 (1992-93)
Pete Silas*	6.2	11.6 (1950-51)	17.8 (1951-52)
Rich Yunkus*	6.0	24.1 (1968-69)	30.1 (1969-70)
Alvin Jones	5.9	6.8 (1997-98)	12.7 (1998-99)
Brian Oliver	5.3	7.1 (1986-87)	12.6 (1987-88)
B.J. Elder	5.1	9.9 (2001-02)	15.0 (2002-03)

\*Sophomore to junior year (ineligible as freshman)

69 games last season, **Kyle Sturdivant** and **Rodney Howard** combined for 53 of those starts after having started a total of 12 games previously.

Incoming transfers **Ja'veon Franklin** and **Lance Terry** started 31 games each last season at South Alabama and Gardner-Webb, respectively, but only six combined before that. They represent the top two career scorers on the Yellow Jackets roster - Terry beginning the season with 598 points and Franklin with 419. Sturdivant was Tech's top returning scorer with 376.

## Two-point (guard) conversion

**Kyle Sturdivant** and **Deivon Smith** split the point guard duties nearly evenly in 2021-22 in the wake of the departure of Jose Alvarado, with Sturdivant making 28 starts. Both started together in the first five games this season, but have split minutes for the most part since then.

They have combined for 155 assists against 73 turnovers, a ratio of better than 2-to-1, and have combined to score 14.8 points and record 6.2 assists per game. They have split games started and points scored nearly evenly.

Last season, seldom playing together, they combined to average 11.9 points and 3.8 assists over 32 games, while compiling a 121:80 assist/turnover ratio. Sturdivant started 28 games, while Smith started five.

Smith missed the last six games of the 2021-22 season under concussion protocols. Sturdivant averaged more than 32 minutes in Smith's absence.

## Sophomore Boost

Georgia Tech's sophomore class - **Miles Kelly**, **Deebo Coleman** and **Jalon Moore** - who comprised a 2021 signing class ranked 28th in the nation, are expectedly developing into the core group for the Yellow Jackets.

They currently occupy three of the top five spots in scoring on the Jackets' stat sheet, accounting for 44.1 percent of the team's points (44.8 percent in ACC games). They have combined for 42.9 percent of the shots taken from the floor (44.3 percent in ACC games).

Coleman, a Memphis native who was named Mr. Basketball in the state of Florida following his senior year at West Nassau HS, is the highest rated prospect (No. 48) to sign with the Yellow Jackets under Josh Pastner. Kelly, a Stone Mountain, Ga., native who attended Hargrave Military Academy in Virginia following high school, was rated No. 87. Moore was a 3-star prospect out of Birmingham, Ala., ranked No. 120.

## Kelly's Leap

The player who has taken the biggest leap from one year to the next this season for Georgia Tech is undoubtedly

# TECH NOTEBOOK

## The Last Time a Jacket...

### Scored 30 or more points:

Jordan Usher, 30 vs. Boston College, 3/5/2022

### Lead Tech in scoring off the bench:

Deivon Smith, 15 at Wake Forest, 2/11/2023

### Grabbed 15 or more rebounds:

Ja'von Franklin, 15 at Wake Forest, 2/11/2021

### Had 10 or more assists:

Josh Heath, 10 vs. NC State, 1/15/2017

### Had a double-double:

Ja'von Franklin (14 pts/15 reb) at Wake Forest, 2/11/2023

### Played 40 minutes in regulation:

Lance Terry vs. Notre Dame, 2/8/2023

### Played every minute of an overtime game:

Jose Alvarado (45 minutes/1 OT) vs. Duke, 3/2/2021

### Played every minute of a multiple-OT game:

Matt Harpring (50 minutes/2 OT) vs. North Carolina, 2/9/1998

## The Last Time the Jackets...

### Scored 100 or more points:

vs. Clayton State (103-53) on 1/23/2022

### Scored 100 or more points in regulation:

vs. Clayton State (103-53) on 1/23/2022

### Scored 100 or more points in consecutive games:

vs. Jackson State (100-70) on 11/13/2006, Georgia State (103-74) on 11/16/2006

### Scored 100 or more points twice in one season:

vs. Cornell (116-81), 11/13/2015, Green Bay (107-77) on 11/19/2015

### Allowed 100 or more points:

vs. Georgia State (120-123) on 11/25/2020

### Allowed 100 or more points in regulation:

vs. Duke (110-57) on 1/4/2017

### Shot 60 percent or better:

.607 (34-56) at Georgia, 11/19/2021

### Failed to make a three-point basket:

0-for-12 vs. Virginia, 1/22/2015

### Did not allow a three-point basket:

0-for-11 vs. Pittsburgh, 3/5/2016

### Failed to make a free throw:

0-for-3 vs. Pittsburgh, 1/14/2023

### Grabbed 50 or more rebounds:

52 vs. Clayton State, 11/7/2022

### Multiple players had a double-double:

Ja'von Franklin (12 pts/12 reb) and Deivon Smith (16 pts/10 reb) at Notre Dame, 1/10/2023

### Multiple players had 10 or more rebounds:

Rodney Howard (10) and Jordan Usher (13) at Syracuse, 2/21/2022

### Had 25 or more assists:

25 vs. Alabama State, 12/17/2022

### Blocked 10 or more shots:

10 vs. Northern Illinois, 11/17/2022

### Had 15 or more steals:

15 vs. Florida State, 3/13/2021

### Had fewer than 10 turnovers:

5 at Louisville, 2/1/2023

### Had 5 or more players in double-figures in points:

Tristan Maxwell (18), Jalon Moore (15), Kyle Sturdivant (13), Lance Terry (13), Rodney Howard (11), Miles Kelly (10) vs. Alabama State, 12/17/2022

### Had 6 players in double-figures in points:

Tristan Maxwell (18), Jalon Moore (15), Kyle Sturdivant (13), Lance Terry (13), Rodney Howard (11), Miles Kelly (10) vs. Alabama State, 12/17/2022

### Had two or more players score 20 points:

Lance Terry (24), Miles Kelly (20) vs. Miami, 1/4/2023

### Had three or more players score 20 points:

Michael Devoe (22), Jordan Usher (21) and Moses Wright (21) vs. Clemson, 1/20/2021

### Had no player score 10+ points:

Virginia (57-28 loss), 1/22/2015

### Allowed no player to score 10+ points:

Hawaii (73-40 win), 12/25/2019

### Had no player play 30 minutes:

vs. Alabama State (96-60 win), 12/17/2022

### Won by 30 or more points:

Alabama State (96-60), 12/17/2022

### Won by 40 or more points:

Kentucky State (98-50), 1/30/2010

### Won by 50 or more points:

Clayton State (103-53), 1/23/2021

### Lost by 30 or more points:

at Notre Dame (90-56), 2/26/2022

### Played an overtime game:

Notre Dame (lost 73-72), 1/10/2023

### Defeated a Top 10 team:

#5/5 Louisville (64-58), 2/12/2020

### Defeated a Top 25 team:

#15/13 Florida State (80-75), 3/13/2021

### Defeated a Top 10 team on the road:

#7/7 Syracuse (67-62), 3/4/2014

### Defeated a Top 25 team on the road:

#16/15 Virginia Tech (69-53), 2/23/2015

### Had a game postponed (subsequently rescheduled and played):

Syracuse, 12/29/2021 (COVID), played on 2/21/2022

### Had a game cancelled:

Alabama A&M, 12/23/2021 (COVID)

sophomore Miles Kelly. The 6-6 guard has emerged as one of the ACC's better scorers and one of its top three-point shooters.

Only three players in Tech history have managed to increase their scoring averages by 10 or more points year-over-year, and Kelly is within a reasonable range of becoming the fourth, having raised his norm by 8.4 points from his freshman season.

Kelly's points-per-game improvement in his scoring average is the fourth-best in the ACC this season.

He also currently has the third-highest scoring increase among Tech sophomores from their freshman seasons.

### DOUBLE-DIGIT SCORING IMPROVEMENT\*

Player	+PPG	From	To
Brook Steppe	12.4	6.5 (1978-79)	18.9 (1979-80)
Ben Lammers	10.3	3.6 (2015-16)	14.2 (2016-17)
Anthony Morrow	10.3	5.7 (2004-05)	16.0 (2005-06)
Miles Kelly	8.2	4.5 (2001-02)	12.7 (2022-23)

\*from one season to next

### Wire-to-Wire

Though he employed a tight playing rotation in his first five seasons at Georgia Tech, reminiscent of the way Bobby Cremins coached the Yellow Jackets over his 19 seasons, head coach Josh Pastner has expanded his rotation since the beginning of last season, utilizing nine players on a regular basis, sometimes 10, reflecting deeper talent on the Tech roster.

Only one of Pastner's Tech teams has ranked higher in bench minutes than this year's squad - No. 112 nationally at 33.7 percent, and Tech's rate is above the national average for the second time in Pastner's tenure.

Tech's minutes have been spread more evenly this season than at anytime in Pastner's term; only two players average as many as 30 minutes per game, and nine average more than 11.

Only three times has a Yellow Jacket played all 40 minutes of a game this season (Lance Terry vs. Miami and Notre Dame, Deebo Coleman first meeting vs. Syracuse). Miles Kelly is the highest ranked Tech player in usage rate (77.9 pct., No. 377 nationally), according to KenPom.com. For comparison, Jose Alvarado had a 90.5-percent usage rate and ranked 24th nationally in 2020-21, and Michael Devoe had an 82.5-percent usage rate and ranked No. 188 last season.

Also, Tech's bench has contributed more points than its opponent in 14 of 25 games this season, and ranks No. 2 in the ACC in that stat at 20 points per game.

### BENCH MINUTES UNDER PASTNER

Year	Pct.	Nat'l Rank	Natl Avg.
2022-23	33.7	112	30.9
2021-22	28.4	239	30.7
2020-21	20.1	336	31.0
2019-20	26.5	267	30.3
2018-19	33.5	89	30.3
2017-18	30.1	210	31.5
2016-17	24.6	323	31.9

### Build the Wall

Due to its ability to play creative versions of both zone and man-to-man to keep opponents off-balance, Georgia Tech has been able to rely on its mixture of defenses to win games over Josh Pastner's tenure at Tech.

Tech, which lacks frontcourt size (only one rotation player taller than 6-8), currently sits at No. 136 (103.4 points per 100 possessions), according to KenPom.com, its lowest ranking and highest efficiency rating since the website began tracking in 1997.

Tech also ranks No. 3 in the ACC in three-point percentage defense and ranked No. 39 nationally,

### ACC ALL-DEFENSIVE TEAM PLAYERS UNDER PASTNER

2017	Ben Lammers, C (Defensive Player of the Year)
2018	Ben Lammers, C
2019	James Banks III, C
2020	James Banks III, C
2021	Jose Alvarado, G; Moses Wright, C (Defensive POY)

### Extending its Range

Georgia Tech has lived and succeeded by playing excellent defense during its time under Josh Pastner, and also has steadily improved offensively over that time as the Yellow Jackets acquired better outside shooters.

Tech has posted its highest national rankings the last two-plus seasons in both percentage of field goal attempts taken from beyond the three-point arc and in percentage of points scored on three-pointers.

### 3-POINT RELIANCE UNDER PASTNER

Percentage of 3FA/FGA according to KenPom.com and percentage of points scored from 3-point FG

Year	3PA/FGA	Rank	%Points	Rank
2022-23	36.3	223	31.5	167
2021-22	34.6	251	30.5	204
2020-21	36.4	202	29.6	205
2019-20	29.6	324	22.5	336
2018-19	33.4	303	25.3	326
2017-18	27.7	335	22.3	336
2016-17	24.6	349	20.1	345

### Assisted Living

Georgia Tech coach Josh Pastner preached and prodded his Yellow Jackets on ball and player movement and hard cutting from the first time he got his team on the practice court. His primary measuring stick on how well the Jackets perform offensively is their ratio of assists to made field goals.

Until the current season, Tech has consistently been above the national average and maintained a high rate in ACC games. The Yellow Jackets finished the 2021-22 season ranked No. 122 at 53.1 percent. The Jackets finished the 2020-21 season No. 53 nationally at 57.1 percent and held the second-highest mark in ACC games only (58.8 pct.).

Tech has improved its assist/made FG ratio in conference play this year, assisting on 54.8 percent of made field goals this season (No. 7 in the ACC).

Tech's top assists-to-made field goals ratios: 1987-88 - 68.3; 1988-89 - 65.9; 1986-87 - 65.8; 1992-93 - 65.0; 1985-86 - 64.8; 2000-01 - 62.9; 1999-00 - 62.9; 2016-17 - 62.6.

### ASSISTS TO MADE FG UNDER PASTNER

Year	A/FGM	Nat'l Rank	Natl Avg.	Vs. ACC
2022-23	52.4	139	51.2	54.8
2021-22	53.1	122	50.9	53.1
2020-21	57.1	53	51.8	58.8
2019-20	53.3	139	51.5	58.0
2018-19	57.4	46	51.9	56.4
2017-18	54.3	119	52.3	53.9
2016-17	62.4	13	52.4	63.2

### Building Depth

The upward progress of Georgia Tech's program is evident in the development of its recruiting classes under head coach Josh Pastner, each of whom has played significant minutes and made significant contributions on the ACC level. Though not highly-rated in terms of rankings, the players have a wide range of skills and have developed into consistent conference-level performers for the next couple of years.

Evidence of that is apparent in the fact that Pastner has consistently played eight to 10 players in his rotation during the 2021-22 season after generally keeping Tech's rotation to no



# TECH NOTEBOOK

## Tech in the NBA / G League

Player (years at Tech)	Team
Jose Alvarado (2017-21)	New Orleans Pelicans
James Banks III (2018-20)	Texas Legends
Michael Devoe (2018-22)	Ontario Clippers
Derrick Favors (2009-10)	free agent
Josh Okogie (2016-18)	Phoenix Suns
Thaddeus Young (2006-07)	Toronto Raptors

*\*waived by Houston prior to the beginning of the season*

## Tech Alumni Elsewhere

Player (years at Tech)	Current/Most Recent Team
Tony Akins (1998-2002)	SK Knights (South Korea)
Brandon Alston (2017-19)	Batumi (Georgian Superleague)
Alade Aminu (2005-09)	Gigantes de Carolina (Puerto Rican BSN)
Will Bynum (2004-06)	Bivouac/Big 3 (USA)
Demarco Cox (2014-15)	Quimper (France)
Mouhammad Faye (2006-08)	Promithias (Greece)
Marcus Georges-Hunt (2012-16)	Kuwait (Kuwait DI)
Dion Glover (1997-99)	Bivouac/Big 3 (USA)
Trae Golden (2013-14)	Bahcesehir Koleji Istanbul (Turkey)
Abdoulaye Gueye (2014-19)	Samsunspor (Turkish BTL)
Josh Heath (2014-17)	Leuven Bears (Belgium)
Evan Jester (2018-20)	Team Miami (Eurobasket S League)
Tadic Jackson (2014-18)	Sentjurj (Slovenia)
Ben Lammers (2014-18)	ALBA Berlin (Germany)
Gani Lawal (2007-10)	Rina Basket (Russia Superleague I)
Anthony McHenry (2001-05)	Shinshu BW (Japan)
Daniel Miller (2009-14)	Levanga Hokkaido Sapporo (Japan)
Charles Mitchell (2014-16)	Obera (Argentinian La Liga)
Anthony Morrow (2004-08)	Bivouac/Big3 (USA)
Zachery Peacock (2006-10)	FOS Provence (France)
Shembari Phillips (2018-20)	Baskets Koblenz (Germany)
Glenn Rice, Jr. (2009-12)	Power (Big3)
Robert Sampson (2013-15)	Tokyo HT (Japan B3 League)
Avi Schafer (2017-19)	Mikawa Sea Horses (Japan)
Adam Smith (2015-16)	Bilbao (Spain)
Jeremis Smith (2004-08)	Biqua (Uruguay)
Jordan Usher (2019-22)	Besiktas Basketbol (Turkey)
James White (2015-16)	Mauricio Baez (Dominican Republic)
Moses Wright (2017-21)	Zhejiang Golden Bulls (China)

## Former Tech Players in Coaching

Player (years at Tech)	Current Position
Kenny Anderson (1989-91)	Fisk University HC
Ty Anderson (2006-09)	Wofford AC
Rod Balanis (1990-94)	Howard AC
Anthony Byrd (1981-84)	Knightdale (N.C.) HS HC
Shaun Fein (1999-2001)	L.A. Clippers AC
Jarrett Jack (2002-05)	Phoenix Suns AC
Winston Neal (1999-01)	Columbia State (Tenn.) HC
Fred Vinson (1992-94)	New Orleans Pelicans AC
Mfon Udofia (2009-13)	College Park (G League) AC

## Former Tech Coaches in Coaching

Coach (years at Tech)	Current Position
Amir Abdur-Rahim (2011-12)	Kennesaw State HC
Sherman Dillard (1988-94)	Iowa AC
Chad Dollar (2011-16)	Cincinnati AC
Bruce Evans (2012-16)	North Florida AC
Brian Gregory (2011-16)	South Florida HC
Tavaras Hardy (2016-18)	Loyola-Maryland HC
Paul Hewitt (2000-11)	Ontario (G League) HC
Chris Kreider (2007-09)	SMU AC
Darryl LaBarrie (2010-11, 2016-18)	Ontario (G League) AC
Robert McCullum (2010-11)	Florida A&M HC
Mamadou N'Diaye (2014-16)	Central Florida AC
Billy Schmidt (2011-14)	Chicago Bulls AC
Cliff Warren (2000-05)	SMU AC
Charlton Young (2005-09)	Florida State AC

more than seven or eight in his first five seasons. Eight Yellow Jackets averaged double-digit minutes in ACC play this season.

a. The 2017-18 class of Jose Alvarado, Evan Cole and Moses Wright combined to start 205 games (Cole graduated and transferred after the 2020-21 season). Alvarado and Wright started every game of the 2020-21 season (except for the NCAA Tournament game against Loyola which Wright missed) and were the Jackets' top two scorers and played the most minutes. Wright became Georgia Tech's first ACC Player of the Year since 1990, and Alvarado was named the ACC's Defensive Player of the Year.

b. The 2018-19 class of Michael Devoe, Khalid Moore and Kristian Sjolund combined to start 213 games (Sjolund redshirted before transferring to UTEP after the 2019-20 season). Devoe started 106 games over his four seasons, was the Jackets' No. 3 scorer in 2020-21 and No. 1 in 2021-22, was named the ACC Tournament MVP in 2021 and third-team All-ACC in 2021-22. Moore started 63 games in his career and was a key contributor in ways that don't always show up in the box score.

c. James Banks III, who transferred from Texas, and Jordan Usher, a transfer from Southern California, started 54 games, contributed 17.7 points, 12.0 rebounds and played 56.2 minutes per game in 2019-20. Banks moved on to play professionally and is in the G League with the Dallas Mavericks affiliate in Texas, while Usher started all but one game over two-plus seasons and was the Jackets' No. 2 scorer in 2021-22.

d. Next up - Tech's 2021 signing class of Deebo Coleman, Miles Kelly and Jalon Moore, a class ranked as high at No. 28 nationally, served notice as the core of the team the next few years. They combined to average 40 minutes and 8.3 points per game in 2021-22, and are averaging 83 minutes and 33.7 points per game combined this season.

## Five-Star Player Development

Notable player development successes over the past four seasons include Josh Okogie, Ben Lammers, Tadic Jackson, Abdoulaye Gueye, James Banks III, Jose Alvarado, Moses Wright and Michael Devoe, who maximized their skill sets and their production under the current coaching staff.

Josh Okogie went from being ranked 11th in the state as a HS senior to a first-round NBA draft pick. Gueye, a 6-9 forward, developed from a project player into an ACC-level contributor in the first two seasons with the current staff, and is now in his fourth season with the Minnesota Timberwolves. Graduate transfer Brandon Alston had similar statistical numbers at the ACC level as he compiled in two seasons at Lehigh, and is now playing professionally overseas.

James Banks III, a 6-10 center, made the ACC's All-Defensive team twice in two years and finished his career No. 8 in blocked shots at Tech. Wright blossomed at the end of

## Offense/Defense Under Pastner

Source: KenPom.com (Nat'l rank in parentheses)

Year	Tempo	Off. Eff.	Def. Eff.
2022-23	66.6 (218)	101.1 (257)	103.4 (136)
2021-22	68.0 (117)	100.4 (225)	99.2 (110)
2020-21	67.3 (223)	113.7 (22)	96.2 (68)
2019-20	70.0 (88)	103.0 (171)	91.8 (16)
2018-19	66.8 (225)	101.7 (228)	96.5 (43)
2017-18	66.1 (227)	103.6 (197)	98.7 (61)
2016-17	68.2 (179)	100.0 (259)	91.0 (6)

the 2018-19 season and doubled his scoring and rebounding averages in 2019-20 over his sophomore year, doubled again his senior year and was named the ACC Player of the Year. Devoe added more than six points to his scoring average and ranked among the top five in the ACC in field goal and three-point percentage.

Jose Alvarado, a three-star guard out of Brooklyn, N.Y., who started as a freshman, improved his scoring, shooting and ballhandling every year as a Yellow Jacket, finishing his career with 1,429 points and ranking among the top 10 in Tech history in assists, steals and three-point field goals. He became the ACC's Defensive Player of the Year and a second-team All-ACC choice in 2021, and is now on the roster of the NBA's New Orleans Pelicans.

Moses Wright, an unheralded and unrated prospect from Raleigh, N.C., became a stalwart in the Tech lineup as a junior and the ACC Player of the Year as a senior. The 6-9 forward was Tech's leading scorer and rebounder on an ACC Championship squad and also made the conference all-defensive team. He was signed to the Los Angeles Clippers G League affiliate as a free agent, then signed a two-way contract with the Dallas Mavericks midway through the 2021-22 season.

Michael Devoe, a four-star prospect out of Orlando, Fla., came to Tech as a heralded scorer and outside shooter, but developed into a much more rounded player by his senior year, when he led the Jackets in scoring and assists and was the team's third-leading rebounder and second-leading steal artist. He was one of only nine players in Division I to average 17.9 points, 4.9 rebounds, 3.1 assists and 1.4 steals. Devoe played in the L.A. Clippers' summer league team and currently plays for its G League team.

## Winning Starts at Home

Georgia Tech and head coach Josh Pastner have worked to make McCamish Pavilion a real homecourt advantage for the program, and the Yellow Jackets made a good start on that by setting a program record for wins at home (17) in 2017-18, including a 7-2 ACC record and two NIT victories.

## Tech All-Time vs. the ACC

Opponent	Overall	in ACC	Tourney	In McCamish Pavilion	In Opponent Current Venue	Current Streak
Boston College	18-12	14-11	1-3	4-1	5-6	Won 4
Clemson	67-77	39-54	4-1	6-5	9-42	Lost 3
Duke	24-77	20-65	3-7	1-5	5-38	Lost 2
Florida State	32-45	22-31	1-2	3-3	9-18	Lost 1
Louisville	14-26	1-10	0-1	1-4	0-5	Lost 4
Miami	13-16	11-15	1-1	3-4	4-7	Won 1
North Carolina	27-72	25-58	5-4	1-5	5-27	Lost 3
NC State	44-58	36-44	3-3	2-4	7-11	Lost 1
Notre Dame	13-15	7-13	0-1	7-3	1-10	Won 1
Pittsburgh	12-6	7-6	0-1	5-2	2-3	Lost 1
Syracuse	7-8	5-5	--	4-2	2-5	Lost 1
Virginia	40-47	38-46	5-5	2-5	1-10	Lost 10
Virginia Tech	8-22	6-18	1-3	2-5	2-11	Lost 2
Wake Forest	46-42	45-40	0-4	6-1	10-21	Lost 2

# TECH NOTEBOOK

## Media Guidelines

The Yellow Jackets' student-athletes and coaches are generally available to the media prior to each game during the season, typically before a practice. The practice schedule varies once the season begins, and media sessions will be scheduled and announced weekly.

**Georgia Tech's practices are closed to the public and the media.**

Interview requests with student-athletes that need to be conducted at other times must be made through Mike Stamus in the communications office at least 24 hours in advance. These interviews will be scheduled around the student-athletes' availability and class schedule.

Media are asked not to contact student-athletes directly either by phone, text, social media or e-mail; they are instructed to refer media to the communications office. Every effort will be made to make players available when requested. Players are not available on game days until after the game.

## Interviewing Coach Pastner

Media wishing to speak with Coach Pastner at times other than scheduled media availabilities must notify Mike Stamus in the communications office in advance to make or confirm arrangements. He also is available each Monday on the ACC Teleconference.

## Post-Game Protocol

Post-game press conferences for home games will be held in person in the Shah Media Room across from the press box on the upper concourse of McCamish Pavilion.

Georgia Tech head coach and selected players will appear in the room following a cooling off period. The visiting team's head coach will also appear if that institution chooses to. If not, the visiting team coach will conduct his press conference virtually, and links will be provided to the media.

## Josh Pastner Radio Show

Head coach Josh Pastner's weekly radio show airs each Monday from 7-8 p.m. on "680 the Fan" and 93.7 FM, beginning in December.

## ACC Coaches Weekly Teleconference

The 15 ACC head basketball coaches will be featured on weekly Monday virtual teleconferences during the 2022-23 season, beginning Jan. 9 and continuing through the last Monday in February. Each coach will have 10 minutes to make an opening statement and answer questions. There will be an instant replay of each teleconference on the Conference's internet site TheACC.com each Monday afternoon.

Coaches whose teams play on Monday in January and February are not required to participate in that day's call. Coaches who do not have a Monday game - Georgia Tech is one - will be on every Monday at the same time. The teleconference schedule for each Monday will differ for the other head coaches, depending on what teams play that Monday night.

Contact Andy Fledderjohann at the ACC media relations office (afledder@theacc.org) for the call-in number and for questions on the schedule.

Tech is 35-29 against ACC teams at home under Pastner, and that includes a 9-11 mark against ranked opponents.

Tech is 77-42 at McCamish Pavilion under Pastner, 120-68 since the building opened for the 2012-13 season.

## Welcome to The Hank

Georgia Tech has played 10 seasons in McCamish Pavilion, which was essentially brand new when it opened for the 2012-13 season. The only physical elements of McCamish Pavilion that remain from the venerable Alexander Memorial Coliseum are the roof and the 32 steel ribs that support it.

The capacity of McCamish Pavilion is 8,600, including 1,665 seats in the new balcony level and 6,935 seats in the lower seating bowl. There are no suites, but there is a club area that seats 500. Alexander Memorial Coliseum seated 9,191 spectators in its final configuration.

The most impressive features of McCamish Pavilion are its grand entrance, which fronts 10th and Fowler Streets, the ability for patrons to view the court from the main concourse all the way around, and the theatrical lighting system, which concentrates light on the court while leaving the seating areas dark, modeled after the Staples Center in Los Angeles and Madison Square Garden in New York.

Tech played 55 seasons in Alexander Memorial Coliseum, compiling a record of 556-194 (.741). Miami was the last team to play Tech in Alexander Memorial Coliseum, a game Tech won, and was the first ACC team to play in McCamish Pavilion on Jan. 5, which Miami won. For the 2011-12 season, Tech played its home games at Philips Arena and the Arena at Gwinnett.

## Three Tech Alumni on NBA Rosters

Since 1982, Georgia Tech has produced 19 first-round NBA draft picks and 46 draft picks overall. A total of 42 Georgia Tech alumni have played in the NBA.

Three former Georgia Tech players opened the 2022-23 season on NBA rosters - Jose Alvarado in his second season with the New Orleans Pelicans, Josh Okogie in his first season with the Phoenix Suns after playing four years in Minnesota, and Thaddeus Young, a 15-year NBA veteran beginning his first full season with the Toronto Raptors.

Derrick Favors, a 10-year NBA veteran who found himself a free agent at the beginning of the 2022-23 season, signed a 10-day contract with the Atlanta Hawks on Jan. 11 and re-entered free agency when it expired.

Moses Wright, who was on the Dallas Mavericks roster last season, signed a contract to play in China and is enjoying a successful season there.

Two other former Yellow Jackets are on G League rosters. Former center James Banks III is a member of the Texas Legends, the Mavericks' affiliate, while Michael Devoe, who graduated from Tech last spring, plays for the Ontario (Calif.) Clippers.

## Arts and Letters

Beginning with Moe Miller and Lance Storrs in the summer of 2011, every four-year senior in the Georgia Tech program has graduated, with the exception 2019 senior Ben Lammers, who is playing pro ball overseas and needs to complete one course, and 2021 senior Jose Alvarado, who likewise needs to complete one course.

Eleven different Georgia Tech players have made the ACC All-Academic team since it was established in 2011, with Marcus Georges-Hunt and Tadic Jackson making it twice.

Tech's men's basketball team has recorded the highest Academic Progress Report scores the last five years since the NCAA began tracking academic performance in 2004-05. The Jackets scored a perfect team single year APR score of 1000 three straight years from 2011-13.

## Career Games With ...

Led Tech in Points	2022-23	Career
Deebo Coleman	2	3
Ja'von Franklin	3	3
Miles Kelly	7	8
Tristan Maxwell	2	3
Jalon Moore	3	3
Deivon Smith	4	4
Kyle Sturdivant	2	3
Lance Terry	4	4

Led Tech in Rebounds	2022-23	Career
Rodney Howard	4	11
Ja'von Franklin	10	10
Jalon Moore	8	8
Deivon Smith	4	4

Double-Figure Points	2022-23	Career
Deebo Coleman	11	18
Ja'von Franklin	10	+32
Rodney Howard	3	14
Miles Kelly	17	20
Tristan Maxwell	2	3
Jalon Moore	11	12
Deivon Smith	10	21
Kyle Sturdivant	8	20
Lance Terry	8	#41

*+includes 22 at South Alabama; #includes 33 at Gardner-Webb*

20-plus Points	2022-23	Career
Ja'von Franklin	-	+3
Miles Kelly	3	3
Tristan Maxwell	-	1
Lance Terry	1	#6

*+includes 3 at South Alabama; #includes 5 at Gardner-Webb*

30-plus Points	2022-23	Career
none		

10-plus Rebounds	2022-23	Career
Ja'von Franklin	4	+13
Rodney Howard	3	6
Deivon Smith	3	4

*+includes 9 at South Alabama*

Double-Doubles	2022-23	Career
Rodney Howard	2	5
Ja'von Franklin	4	+12
Deivon Smith	3	3

*+includes 8 at South Alabama*

## Tech Among ACC Leaders

All Games	Player	#	Rank
Assist/TO ratio	Deivon Smith	2.78	3
Blocks per game	Ja'von Franklin	1.50	4
Off. rebs. per game	Ja'von Franklin	2.71	5
	Rodney Howard	2.09	9
3-pt FG attempts	Miles Kelly	156	7



# TECH NOTEBOOK

## McCamish Pavilion 411

**Name:** McCamish Pavilion (mc-CAM-ish), named for Atlanta insurance executive Hank McCamish who gave the lead gift for the facility

**Capacity:** approximately 8,600 (6935 court level, 1665 balcony level)

**Cost:** \$50 million

**Contractor:** Whiting-Turner

**Architect:** Populous

**Cremins Court:** the court remains named for the former Tech head coach

**Alexander Courtyard:** located at the Fowler Street entrance, honors the former Tech director of athletics and the history of the former Tech home arena named for him

**Grand entrance:** 10th and Fowler Streets, foyer includes graphic representations of retired jerseys and Tech's two Final Four appearances

**Other entrances:** West entrance off Fowler Street (students and media), East entrance from main arena parking (for club patrons)

**Features:** center-hung scoreboard and video boards, mezzanine fascia ribbon boards, theatrical lighting, primarily chairback seating, club area

## Facts and Dates

- 2,500 cubic yards of concrete removed
- 3,000 cubic yards of concrete installed
- 500 tons of new steel installed
- Over 1 mile of new railing installed
- 20,000 gallons of paint used
- 2,000 feet of new mechanical piping
- 2,500 feet of new ductwork
- \$4M in new audio-visual and scoreboards
- 50 TV's throughout the concourse and Callaway Club
- Farthest distance material has traveled to get on site: 4,835 miles
- Shortest distance material has traveled to get on site: 1 mile
- Number of Tech alumni involved in the project: over 100
- Number of days construction took: 520
- Number of 1950's old style Coke bottles found while installing the underground foundations: 11
- Number of new staircases: 13
- Number of new sports lights for the competition floor: Over 300
- 270-degree court view from concourse

**Groundbreaking:** May 5, 2011

**Opening:** October, 2012

**First public event:** Oct. 21, 2012 - Jacket Jam (men's and women's scrimmages)

**First men's game:** Nov. 9, 2012 vs. Tulane

**Head coaches:** Brian Gregory of Georgia Tech, Ed Conroy of Tulane

**Officiating crew:** Karl Hess, Gary Maxwell, Raymond Styons

**TV announce crew:** Tom Werme, Cory Alexander (ACC Network, syndicated over-the-air iteration)

**First Tech points:** Marcus Georges-Hunt (2 FT, 18:13, 1st half)

**First basket:** Tulane's Josh Davis (18:44, 1st half)

**Attendance:** 8,600 (sellout)

**First women's game:** Nov. 11, 2012 vs. Tennessee

*Tech played 55 seasons in Alexander Memorial Coliseum, compiling a record of 556-194 (.741). Miami was the last team to play Tech there, a game Tech won, and was the first ACC team to play in McCamish Pavilion, which Miami won. For the 2011-12 season, Tech played its home games at Philips Arena and the Arena at Gwinnett.*

## BASKETBALL GRADUATES

2012 - Derek Craig, Nick Foreman

2013 - Mfon Udofia, Pierre Jordan (Master's), Brandon Reed

2014 - Kammeon Holsey, Daniel Miller, Jason Morris

2015 - Robert Sampson

2016 - Marcus George-Hunt, Travis Jorgenson

2017 - Josh Heath, Corey Heyward, Kellen McCormick (Master's), Jordan Price (Master's), Rand Rowland, Quinton Stephens

2018 - Tadic Jackson, Ben Lammers

2019 - Abdoulaye Gueye, Sylvester Ogbonda, Brandon Alston (Master's)

2020 - Evan Cole

2021 - Shembari Phillips, Malachi Rice, Moses Wright

2022 - Michael Devoe, Khalid Moore, Bubba Parham

## Tech's NCAA Tournament History

Georgia Tech has played in the NCAA Tournament 17 times in its history. Sixteen of those appearances have occurred from 1985 to the present, 10 under Bobby Cremins and five under Paul Hewitt.

The most recent was 2021, when the Yellow Jackets won the ACC Championship and earned an automatic bid, then fell 71-60 to Loyola Chicago in the opening round of the Midwest Regional.

That ended an 11-year hiatus from the NCAA Tournament that dated back to 2010, when the Yellow Jackets defeated Oklahoma State in the first round before losing to Ohio State in the round of 32 of the Midwest Regional.

Tech has a record of 23-17 in NCAA Tournament play, highlighted by its 2004 trip to the NCAA title game as well as a Final Four berth in 1990. The Yellow Jackets have reached the NCAA Sweet 16 seven times (1960, 1985, 1986, 1990, 1992, 1996, 2004).

The 2004 and 2005 appearances were Tech's first back-to-back appearances since Bobby Cremins led the Institute to the Big Dance nine straight years from 1985-93.

Georgia Tech has won at least one game in 11 of its 17 previous NCAA Tournament appearances.

## Tech's ACC Tournament History

Georgia Tech has played in 42 ACC Tournaments (did not play in 2020 due to NCAA sanctions), and has a 28-38 all-time record in the event. The Yellow Jackets have won four championships, in 1985 (Atlanta), 1990 (Charlotte), 1993 (Charlotte) and 2021 (Greensboro).

Tech has been a runner-up four times (1986, 1996, 2005, 2010). The 1986, 1996 and 2010 runs to the finals occurred in Greensboro. Tech also made the finals in 2005 at the Verizon Center in Washington, D.C.

Tech was 0-2 in the ACC Tournament under coach Dwane Morrison, 15-16 under Bobby Cremins (including all three titles), 9-11 under Paul Hewitt (runner-up in 2005 and 2010), 2-5 under Brian Gregory, and 1-3 under Josh Pastner.

Tech did not play in the 2020 tournament while serving an NCAA postseason ban. 1

# BIO UPDATES

## Head Coach Josh Pastner • 7th season at Tech

After leading Memphis to five post-season berths in seven seasons as the Tigers' head coach, Josh Pastner became Georgia Tech's 14th head basketball coach on April 8, 2016 and within a five-year period, returned the Yellow Jackets to the NCAA Tournament and coached the program to its first Atlantic Coast Conference championship in 28 years.

Implementing a high-energy style of play and creative offensive and defensive schemes, and building the Jackets' talent base for the future, Pastner has established the Yellow Jackets as one of the top defensive teams in the nation year-in and year-out, while he and his staff have steadily improved the team's offense to be ranked in the top half of the ACC. Those efforts, as well as improving efforts in recruiting, produced Georgia Tech's first ACC Championship since 1993 and its first berth in the NCAA Tournament in 11 years in the 2020-21 season.

Pastner has tirelessly promoted the program on campus and throughout the city of Atlanta in an effort to re-create the major homecourt atmosphere that surrounded the Yellow Jackets throughout the 1980s, 1990s and into the middle of the 2000s. The result has been numerous wins, high excitement and 13 sellouts in four pre-pandemic seasons at McCamish Pavilion, and a school-record 11 consecutive home ACC wins over the 2019-20 and 2020-21 seasons.

Six of his players – guards Josh Okogie, Jose Alvarado and Michael Devoe, as well as frontcourt players Ben Lammers, James Banks III and Moses Wright – have earned ACC honors during his tenure. Wright was named the ACC Player of the Year, Tech's first since 1990, and Alvarado the ACC's Defensive Player of the Year in the 2020-21 season. Okogie, in particular, developed from an under-the-radar high school prospect into a highly-regarded NBA prospect, having played three years in the league, while Lammers and Banks have gone on to play professionally overseas. Alvarado and Wright, though undrafted following their senior seasons, wound up on NBA rosters in the 2021-22 season.

In his fifth year at the helm in 2020-21, Pastner guided Georgia Tech to the ACC Championship, the Yellow Jackets' first since 1993, and a berth in the NCAA Tournament, the first since 2010. The Jackets also earned their highest regular-season ACC finish and tournament seed (4th for both) since the program's national-runner-up team in 2004. Tech's 17-9 overall record was its best by winning percentage since 2004, and its 11-6 ACC record was the fourth-highest by winning percentage in the program's 42-year history in the conference. Tech achieved its highest rankings under Pastner in such categories as offensive efficiency, scoring, field goal percentage, three-point percentage and fewest turnovers, while maintaining its high level of play on the defensive end of the court.

That came on the heels of a successful 2019-20 campaign, in which the Yellow Jackets posted a 17-14 record, winning nine of its last 12 games, including six of the last seven. Tech finished with the program's first winning ACC record since 2004, its highest ACC finish since 2005 (fifth) and its most conference victories (11-9 record) since 1996.

Pastner, 45, compiled a 167-73 record over seven seasons as the head coach at Memphis, where the Tigers earned bids to the NCAA Tournament four times. Pastner's Memphis teams averaged 23.9 wins per season and compiled a conference regular-season record of 82-36, including a conference winning streak of 28 games. The Tigers went 11-4 in Conference USA and American Athletic Conference tournaments, including three championships.

He guided Memphis to five post-season berths, the NIT in 2010 and the NCAA Tournament in 2011, 2012, 2013 and 2014. Pastner twice won Conference USA Coach of the Year honors (2010, 2013) by various organizations and news media.

Pastner was born in Glen Dale, W.Va., and grew up in Kingwood, Texas. He earned his bachelor's degree in family studies in December of 1998, in just two and a half years, from Arizona and his master's degree in teaching and teacher education from Arizona in December of 1999, all while lettering four years in basketball under head coach Lute Olson.

He married the former Kerri Lamas of Sierra Vista, Ariz., in 2009. He has a stepson (Ethan), three daughters, Payten, Kamryn and Harper, and a newborn son, Cason.

### Pastner as a Head Coach

Season	School	Overall	Conference	Postseason
2009-10	Memphis	24-10	13-3/2nd	NIT second round
2010-11	Memphis	25-10	10-6/4th	NCAA Tournament
2011-12	Memphis	26-9	13-3/1st	NCAA Tournament
2012-13	Memphis	31-5	16-0/1st	NCAA Tournament, round of 32
2013-14	Memphis	24-10	12-6/t-3rd	NCAA Tournament, round of 32
2014-15	Memphis	18-14	10-8/t-5th	
2015-16	Memphis	19-15	8-10/7th	
<b>at Memphis</b>	<b>7 years</b>	<b>167-73</b>	<b>82-36</b>	
2016-17	Georgia Tech	! 21-16	! 8-10/11th	NIT finals!
2017-18	Georgia Tech	! 13-19	6-12/13th	
2018-19	Georgia Tech	14-18	6-12/10th	
2019-20	Georgia Tech	17-14	11-9/5th	
2020-21	Georgia Tech	17-9	11-6/5th	ACC Champions, NCAA Tournament
2021-22	Georgia Tech	12-20	5-15/14th	
2022-23	Georgia Tech	9-16	2-13	
<b>at Georgia Tech</b>	<b>7th year</b>	<b>! 103-112</b>	<b>! 49-77</b>	
<b>Career</b>	<b>14th year</b>	<b>! 270-185</b>	<b>! 131-113</b>	

! On-court record (22 wins and one loss from 2016-17 and 2017-18 seasons, as well as Tech's NIT appearance, vacated by the NCAA Committee on Infractions)

### Pastner Resume

- Head coach, Georgia Tech (2016-present)
- Head coach, Memphis (2009-16) - 4 NCAA Tournaments, 1 NIT, 4 Conference USA titles
- Assistant coach under John Calipari, Memphis (2008-09) - NCAA Sweet 16, C-USA champions
- Assistant coach under Lute Olson, Arizona (2002-08) - 6 NCAA Tournaments, 2 Pac-10 titles
- Basketball staff assistant under Lute Olson, Arizona (2000-02) - Pac-10 champions in 2002
- Played collegiately for Lute Olson, Arizona (1996-2000) - 4 NCAA Tournaments, 1997 National Champions, 2 Pac-10 titles

## Coaching Staff

### ANTHONY WILKINS

#### Associate Head Coach • 5th season at Tech

Anthony Wilkins, an Atlanta native who spent the past five seasons on the coaching staff at Tulane University, joined Georgia Tech's basketball staff in June of 2018.

Wilkins, 43, served as an assistant coach for four seasons at Tulane after serving as director of basketball operations during his first year with the Green Wave. At Tulane, Wilkins handled game strategy and scout prep responsibilities along with player development and recruiting duties. He also had six years of professional playing experience prior to entering the coaching world.

Focusing his on-court efforts with Tech's offense, the Yellow Jackets have made significant strides in his three seasons on The Flats, helping elevate the Jackets into the top half of the ACC in scoring, field goal percentage, three-point shooting and ballhandling. In 2020-21, Tech achieved its highest national ranking on offensive efficiency (23rd according to KenPom.com), and its highest ACC rankings in scoring (6th), field goal percentage (2nd), three-point percentage (3rd) and fewest turnovers (3rd). He helped develop Tech's guard tandem of Jose Alvarado and Michael Devoe into two of the ACC's top 10 scorers, and is credited with developing the perimeter skills of Moses Wright, the ACC Player of the year in 2021.

### JULIAN SWARTZ

#### Assistant Coach • 7th season at Tech

A 21-year coaching veteran, including 13 years on the NCAA Division I level, Julian Swartz was named an assistant coach on Josh Pastner's staff in August of 2018.

Swartz, 43, is responsible for on-court development of Tech players and focuses his efforts on the Yellow Jackets' defensive schemes as well as handle recruiting responsibilities. He helped guide Tech's defense to a national ranking of No. 37 in efficiency in 2018-19 and No. 17 in 2019-20, according to KenPom.com, and the Yellow Jackets also ranked among the top 15 in effective field goal percentage and three-point defense. In 2020-21, Tech used its trademark defenses in a completely different way, becoming the top team in the ACC and one of the best in the nation in forcing turnovers and steals to boost its offense.

Swartz's recruiting efforts have been central to the Jackets' last two recruiting classes, and he has been ranked No. 6 among college basketball recruiters by 247Sports. Tech's 2021 class of guards Dallon "Deebo" Coleman and Miles Kelly and forward Jalon Moore was ranked the 15th-best in the nation.

### BRIAN ESKILDSEN

#### Assistant Coach • 1st season at Tech

Brian Eskildsen, who helped Harvard to three Ivy League championships, a trip to the NCAA tournament in 2015 and NIT berths in 2018 and 2019, joined Georgia Tech's men's basketball staff as assistant coach in June, 2022.

A 13-year veteran in Division I basketball, Eskildsen has spent his entire career working at high-level academic institutions that enjoyed success, including Rice and Stanford before landing at Harvard.

Eskildsen, 34, spent eight seasons at the Ivy League institution under head coach Tommy Amaker, helping the Crimson capture conference championships in 2015, 2018 and 2019. Harvard was in position to win another Ancient Eight title and a potential NCAA Tournament bid in 2020, compiling a 21-8 record and a runner-up finish in the Ivy regular season before COVID-19 abruptly ended that season.

During his time in Cambridge, eight Harvard players earned All-Ivy League recognition, three of them more than once, and the Crimson scored power conference wins over Auburn, Brigham Young, California, Georgetown and Texas A&M. Harvard averaged nearly 18 wins per season (not counting the cancelled 2020-21 season), winning 18 or more games five times and winning 10 or more Ivy games five times.

## BIO UPDATES (see game-by-game stats and career highs in stat pack)

### 12 • Freds Pauls Bagatskis • F • 6-8 • 180 • Fr.

- Name pronounced "Fred Paul buh-GOT-skis" (no S when speaking first two names)
- Played in six games, including the last two vs. Duke and Louisville (8 total minutes) ... Hit a three-point field goal at Louisville (1-for-3) ...
- Played the final 3:03 of Tech's game against Marquette and scored his first college points on a three-point basket with one second on the clock
- Reputation is an excellent shooter with length and athletic ability, and has a wealth of international basketball experience ... Joined the Yellow Jackets as a freshman for the fall semester
- Family background is in basketball ... His father, Ainars, was the head coach of the Latvian Senior National Team from 2011-17 before becoming the head coach of the Ukrainian National Team
- Native of Latvia who moved to Valencia, Spain at age 14 to play and go to school
- Played for the Valencia Basket Club team in Spain's LEB Silver League during the 2021-22 season, appearing in three games
- Played for Valencia's U18 team the two seasons prior to that, averaging 22 minutes, 8.9 points, 2.5 rebounds and 0.8 assists
- Averaged 8.9 points, 1.4 rebounds and 0.6 assists for Latvia in the 2019 FIBA U16 European Championship

### 3 • Dallan "Deebo" Coleman • G • 6-6 • 218 • So.

- First name pronounced "DELL-un," but goes by "Deebo" (DEE-bo)
- Wing guard who has started a team-high 23 games this season (limited vs. Alabama State and Clemson due to achilles issue), reaching double-figure points in 11
- No. 2 on the Tech stat chart in scoring (9.3 ppg), minutes per game (29.6), three-point field goals (40-of-126) and free throws (38-56), third in three-point percentage (31.7 pct.)
- Has taken 126 of his 204 field goal attempts (62.7 pct.) from behind the three-point arc, by far the highest percentage on the team ... Also is effective as a scorer inside (37-of-75 FG, 50 percent inside 3pt line)
- Shooting success rate is down from freshman year, but he has surpassed his freshman totals in field goals, three-pointers and free throws made and attempted
- In ACC games, has averaged 8.9 points per game (third on team) while hitting 36.5 percent from the floor, 31.3 percent (26-of-83) on threes
- Has Played just over 20 minutes in each of Tech's last two games, scoring 17 points total (5-of-12 FG, 4-of-9 3pt)
- Scored season-high 17 points Jan. 21 against Syracuse (6-9 FG, 5-8 3pt FG), playing all 40 minutes ... Scored 16 points in win at Georgia State in the second game of the season, hitting career highs for free throws made and attempted (9-of-13)
- Solid contributor as a freshman averaging 6.2 points, Tech's fifth-leading scorer overall and in ACC games ... Averaged 23.7 minutes per game and started five games, including Clemson on March 2 and Louisville in the ACC Tournament
- Connected on 41.3 percent (43-of-104) of his three-point attempts, 36.0 percent in ACC games (27-of-75)
- Four-star wing guard who was the highest-rated high school prospect to sign with the Yellow Jackets ... Consensus four-star prospect, rated at No. 48 in the class of 2021 according to the 247Sports Composite rankings
- Named Florida's Mr. Basketball as well as the Florida Class 4A Player of the Year as a senior
- Born and raised in Memphis, Tenn., spent his high school years in Jacksonville, Fla., area, where his father, Ran, is a high school head coach

### 4 • Ja'von Franklin • F • 6-7 • 214 • Sr.

- First name pronounced "JAY-von" ... Graduate transfer with one year of eligibility at Tech
- Solid contributor who has served as Tech's backup "5" for most games ... Has started 11 games, six of them in ACC play, including the last three
- Tech's top rebounder (6.3 rpg) and fourth-leading scorer (8.3 ppg) ... Has hit a team-leading 57.0 percent from the floor, 74.5 percent from the free throw line (No. 3)
- Fourth in the ACC in blocked shots (1.50 per game) ... Surpassed Tech's team-leading total from 2021-22 (20 by Rodney Howard) on Dec. 21 against Clemson and has 36 total
- Third on the team in assists and leads the team in steals, and has a 39/26 assist/turnover ratio
- Ranks No. 6 in the ACC in offensive rebound percentage (12.4 pct.)
- In ACC games, averages 7.8 points and 5.7 rebounds per game, has hit team-high 58.0 percent from the floor
- Has averaged 15.3 points and 10.2 rebounds across Tech's last three games (NC State, Notre Dame, Wake Forest) ... Hit 19-of-33 shots from the floor, 8-of-10 from the foul line, and recorded 10 assists, six blocks and four steals
- Going back six games, Franklin has averaged 12 points and 8.5 rebounds, hitting 31-of-53 from the floor
- Notched four double-doubles this season, two of them vs. ACC teams - Notre Dame on Jan. 10 (12 points, 12 rebounds, three assists, four blocks, no turnovers) and Wake Forest (14 points, 15 rebounds, two assists, two steals) ... Played all but three seconds of the overtime game at Notre Dame
- At NC State on Feb. 4, had 16 points, eight rebounds, five assists and five steals, the only Tech player to reach those totals in the same game dating back to 2010-11
- Made the all-tournament team at the Fort Myers Tip-Off after getting 28 points and 22 rebounds combined against Utah and Marquette ... Added five assists, four steals, three blocked shots ... Hit 10-of-12 FT and 9-of-16 FG
- Missed the Alabama State game due to a groin injury suffered Dec. 10 at UNC (played just six minutes), and played just 14 minutes against Clemson ... Returned to full strength against Virginia, just missing a double-double (11 points, 9 rebounds) ... Illness limited him to six minutes vs. Pitt
- Also scored double-doubles against Northern Illinois (14 points, 11 rebounds) and Marquette (17 points, 14 rebounds)
- Had a strong 7-game stretch prior to injury at UNC - 10.4 ppg, 8.3 rpg, 26-45 FG, 21-25 FT, 16 blocked shots, 18 assists, 11 steals, seven turnovers in 197 minutes
- All-Sun Belt Conference and NABC All-District forward at South Alabama who transferred to Georgia Tech and enrolled for the 2022 summer term ... Also played two seasons at Auburn after spending two years in community college in Mississippi
- Appeared in 32 games, making 31 starts in 2021-22 at South Alabama ... Averaged 12.2 points and 7.8 rebounds per game ... Notched eight double-doubles, nine games of 10 or more rebounds, 22 games with 10 or more points

### 24 • Rodney Howard • C/F • 6-11 • 256 • Sr.

- In his third season as Tech after transferring from Georgia, won the starting center job in the preseason of 2021-22 and held it for most of this season
- Averaging 4.7 points and 4.5 rebounds for the season while having connected on 55.2 percent of his shots from the floor (second behind Ja'von Franklin)
- In ACC games, has averaged 3.9 points and 4.4 rebounds, connected on 50 percent of his shots from the floor
- Has come off the bench in Tech's last two games for 11 total minutes, scored just two points in the last three games
- Rebounded from an early slump to play well in December and January... Two double-figure scoring games in that stretch - 12 points and seven rebounds vs. Northeastern, 11 points and 11 boards vs. Alabama State, 10 boards vs. Pitt
- Returned to the starting lineup for 12 straight games (4.8 ppg, 5.7 rpg, 29-for-50 FG) before sitting out NC State and playing short minutes against Notre Dame due to an ankle injury
- Two double-doubles this season, five for his career ... Got 11 points and 11 rebounds in just 18 minutes vs. Alabama State ... Had 15 points and 13 boards in season opener vs. Clayton State
- Good passer for his position, 68 assists over 47 games since beginning of 2021-22 season
- Averaged 6.5 points last season, fourth-best on the team, and 5.1 rebounds, second-highest, over 27 games, hitting 56.1 percent of his field goals ... Missed five games mid-season with an ankle injury ... Started 14 of Tech's final 16 games, 25 overall
- Played his best basketball of the season in Tech's final nine games - 10.2 points and 6.3 rebounds per game, 63.5 percent from the floor, more than 30 minutes per game
- Started Tech's first two games in the post in 2020-21, with highs of six points and four rebounds against Mercer, but played limited minutes thereafter as Tech went to a smaller lineup with ACC Player of the Year Moses Wright at the "5" position



## BIO UPDATES (see game-by-game stats and career highs in stat pack)

### 13 • Miles Kelly • G • 6-6 • 175 • So.

- Accurate shooter from long range who also plays some point and has developed into a consistently productive scorer for the Yellow Jackets
- Leading scorer for the Jackets (12.7 ppg) overall and in conference games (12.5 ppg)
- Kelly's 8.2 points-per-game improvement in his scoring average is the fourth-best in the ACC this season
- Has been Tech's top three-point shooter this season by volume (54-for-156) but is now No. 2 in percentage (34.6 overall, 33.3 vs. the ACC) ... Only 11-for-52 in last seven games
- In ACC games, shooting 35.9 percent from the floor and 33.3 percent from three-point range and averaging 3.5 rebounds per game
- Leads Tech in free throw percentage (87.8 pct. on 41 attempts, fourth most on the team), but does not have enough attempts to qualify for ACC rankings ... Is 20-of-21 (95.2 percent) in ACC games ... Had a streak of 24 straight FT made snapped Jan. 17 against NC State
- Had a streak of 11 double-digit scoring games end against Pitt on Jan. 14 ... Averaged 15.9 points over the streak, 3.6 rebounds, while hitting 44.3 percent from the floor (58-for-131) and 44.7 (34-of-76) on threes
- Since then, has averaged 9.8 points and shot 26.3 percent from the floor over the last nine games
- Has led Tech in scoring in seven games (21 vs. Iowa, 16 vs. Northeastern, 17 vs. Georgia, 15 at North Carolina, 17 vs. Clemson, 20 vs. Virginia, 17 at NC State)
- Came off the bench in Tech's first five games before getting his first start against North Alabama ... Averages team-high 30.9 minutes per game (32.3 in ACC games)
- Reached double figures in 17 games total ... Scored 33 points in back-to-back road games at Louisville (16) and NC State (17)
- Scored 15 points and knocked down the winning basket with 4.1 seconds left in 59-57 win at Georgia State ... Scored a big three-pointer and then the go-ahead points on a floater in the lane in the final 1:04 of Tech's 79-77 win over Georgia
- Has hit three or more triples in a game 15 times, 10 times this season
- Played in all but two games as a freshman, averaging 14.5 minutes per game (14.0 vs. ACC)
- Played more than 30 minutes in each of Tech's final two games against Boston College and Louisville, making his first career start against the Cardinals in the ACC Tournament ... Scored 16 and 19 points, respectively, in those two games, hitting 11-of-17 from the floor and 6-of-9 from three-point range combined
- Averaged nearly 24 minutes over Tech's final six games, tallying 9.8 points and 2.5 rebounds per game over that stretch, did not turn the ball over, and hit 46.1 percent of his field goal tries (13-of-25 on threes)
- Atlanta-area native who spent his senior year of high school at Hargrave Military Academy in Virginia, after prepping at Parkview High School in Lilburn ... Consensus four-star No. 87 in the 247Sports composite rankings

### 10 • Cyril Martynov • C/F • 7-0 • 229 • Fr.

- Name pronounced "KEER-ul MAR-tin-off"
- Highly-sought developmental big from Canada who committed to Georgia Tech in early August after reclassifying to the 2022 class
- Played briefly in five games (Clayton State, North Alabama, Northeastern, Alabama State, Duke)
- Enrolled for the fall semester as a freshman
- Chose the Yellow Jackets over Missouri, Northwestern and Wisconsin
- Rated a three-star prospect by On3 and 247Sports
- Attended The Lawrenceville (N.J.) School in Lawrenceville, N.J., in 2021-22 ... Prior to that, attended and played basketball at Innisdale Secondary School for three years, and graduated from that school
- Member of the UPlay Canada team on the Nike EYBL circuit in the spring and summer of 2022, averaging 14.0 points and 9.4 rebounds over the length of the schedule
- Scored in double figures across five games, with a personal tournament-high of 27 against Vegas Elite, and averaged 17.2 points and 10.4 rebounds on the final weekend in Kansas City
- Invited to play with the Canadian Junior National Team and is part of the Canadian Junior National program

### 11 • Tristan Maxwell • G • 6-3 • 205 • Jr.

- High-scoring and record-setting guard on the high-school level who was named the North Carolina state player of the year by the Charlotte Observer and MaxPreps following his senior year
- Has played in 24 games at Tech, including 18 this season, 10 in ACC play, averaging 11.6 minutes ... Started two games (Alabama State, Clemson)
- Averages 3.3 points per game, has hit 30.6 percent from three-point range, and has a good assist/turnover ratio (15/9) in his limited action
- Has averaged 2.5 ppg, 31.3 pct. 3pt in ACC games
- Got his first career start against Alabama State and made the most of it, scoring a game-high 18 points while hitting 6-of-11 from the floor, 5-of-8 from three-point range, and added career-best four assists ... Previous scoring high for the season was nine points against Utah (4-of-7 FG)
- Scored a team-high 10 points (4-9 FG, 2-6 3pt) vs. Duke ... Previous high ACC game against Pitt (8 points, 3-6 FG, 2-2 3pt FG)
- Alabama State was his best game since his career-best game last Jan. 12 at Boston College, when he scored 22 points after scoring just nine in three games previously in his career ... Hit seven three-point baskets in 11 attempts
- Played in just five games last season due to a combination of injury, illness and family matters
- A consensus three-star rating with a ranking as high as No. 198 nationally, and No. 37 at his position
- Son of Vernon Maxwell, a former University of Florida All-American and longtime NBA veteran and champion with the Houston Rockets
- All-time leading scorer at North Mecklenberg High School (finished with 2,253 points, 20th-most all-time in the state) and set the school mark for three-point field goals (finished with 331) by the end of his junior year

### 23 • Jordan Meka • C/F • 6-8 • 219 • Jr.

- Last name pronounced "MECK-uh" ... Athletic post player with length who can make a difference on the defensive end
- No. 3 post player who has seen action in just eight games due to a combination of injuries and illness (played briefly against Syracuse, only action since Dec. 17)
- Played a season-high 16 minutes against Alabama State in which he scored his first points of the season and grabbed a season-best four rebounds
- Played in 15 games last season, 10 ACC games, most of those minutes when Rodney Howard was sidelined due to injury or in foul trouble ... Active on the boards and on defense, but is limited offensively
- Made a difference with his activity in Tech's win over Clemson, grabbing five rebounds and taking three steals in a season-high 27:17
- Started against Louisville, Duke and Notre Dame in place of Howard ... Scored four points with 17 rebounds and six blocks in those three games ... Made fourth start at Virginia
- As a freshman, played in just one game before undergoing back surgery
- Multiple all-state and all-Atlanta Metro performer at Mount Bethel Christian Academy, with a 7-foot-1 wingspan
- Ranked as high as No. 129 nationally and No. 26 at his position by 247Sports (power forward)
- High-level student academically, originally from Yaoundé, Cameroon, moved to the United States in 2016
- Set career school records for points with 1,670 (surpassing current Tech teammate Coleman Boyd), rebounds (920) and blocked shots (>400)

**BIO UPDATES (see game-by-game stats and career highs in stat pack)****14 • Jalon Moore • F • 6-7 • 209 • So.**

- First name pronounced "JAY-lun"
- Long and athletic player who is developing into a dependable scorer, rebounder and defender ... Can get to the rim, is comfortable in transition and guard multiple positions
- Started 15 games (10 ACC games), scoring in double digits 10 times
- Tech's fifth-leading scorer at 8.0 points per game and No. 3 rebounder at 5.2 per game, while hitting 42.2 percent from the floor ... Also No. 2 on the team in blocked shots (25)
- Leads the Jackets in free throws made and attempted (53-of-75) and has connected on 70.7 percent
- Averaging 7.1 points and 4.6 rebounds in ACC games, hitting 38.2 percent from the floor and 67.5 percent from the foul line
- Scored career-high 17 points (8-14 FG) with eight rebounds Jan. 17 against NC State, and followed that with 11 points against Syracuse ... Since then, has scored a total of 22 points (5-of-26 FG) over six games and dropped out of the starting lineup
- Scored 16 points with nine rebounds against Northeastern in a career-high 38:11 ... Went 10-for-10 from the free throw line, becoming the 23rd Tech player to have a perfect night with 10 or more attempts
- Scored 12 points in Tech's 79-77 win over Georgia and made a key shot-block and steal on the Bulldog's final offensive sequence
- Has missed a double-double by one rebound three times this season - Clayton State (11 points, nine rebounds), Northeastern (16 points, 9 boards) and Clemson (12 and 9)
- Played short minutes in 13 games last season, including nine ACC games ... Started and played 13 minutes in Tech's ACC Tournament game against Louisville
- Consensus three-star prospect, from Gardendale (Ala.) High School, where he earned all-state honors as a junior in 2019-20
- Ranked No. 120 overall in the 247 composite rankings in the class of 2021 (No. 27 among small forwards), and No. 146 by Rivals (35th at his position)

**5 • Deivon Smith • G • 6-1 • 176 • Jr.**

- First name pronounced "DAY-von"
- Former four-star high school prospect from Georgia who played his freshman year at Mississippi State and transferred to Georgia Tech in summer of 2021
- Explosive playmaker with dynamic court vision who excels in transition and is an exceptional finisher with both hands at the rim ... Excellent rebounder for his position
- Started 13 games this season, four vs. ACC teams, and has averaged 24.8 minutes ... Missed the Louisville game (Feb. 1) with an ankle injury
- Sixth on the team in scoring (8.0 ppg) and assists (3.7 apg), No. 2 in rebound average (5.6 per game) ... Only Tech player in the 57 years that assists have been recorded to lead his team in both rebounds and assists is Iman Shumpert in 2010-11
- His 2.78-to-1 assist/turnover ratio ranks No. 3 in the ACC and No. 21 nationally (1.1-to-1 ratio last season) ... In ACC games, his ratio is 3-to-1 ... Has nine zero-turnover games this season
- Has posted double-doubles in points and rebounds three times this season, most recently at Clemson (11 pts/10 rebs) ... Notched double-doubles in back-to-back games against Notre Dame (16 points/10 rebounds with 7 assists) and Pittsburgh (15 points/11 rebounds)
- Ranks No. 14 in the ACC in defensive rebounds per game in conference games, the only guard among the top 20 ... One of 12 ACC players to have a defensive rebound percentage above 20, according to KenPom
- Key figure off the bench in Tech's win over No. 12 Miami with four points, seven rebounds and five assists with no turnovers in 21 minutes ... Scored the go-ahead basket, took three rebounds and had an assist during Tech's closing 12-0 run
- Scored in double figures in nine games, with a season-high of 16 against North Alabama and Notre Dame (Jan. 10) and a team-high 15 against Utah in the Fort Myers Tip-Off
- Came up one rebound shy of a double-double against Northern Illinois (11 points, 9 rebounds) while dishing six assists
- Scored 10 points with six assists and took a key charge on Georgia's final offensive possession to help preserve a 79-77 win over the Bulldogs
- Played in 24 games and started five times last season, averaging 19.7 minutes (17.2 in ACC games) ... Scored season high of 16 points twice vs. North Carolina and Clemson ... Did not play in Tech's last six games (concussion protocol from fall in Pitt game)
- Scored 5.7 points with 2.0 assists per game (48:42 assist/turnover ratio) for the season ... Three or more assists in nine games
- Started eight games as a freshman at Mississippi State ... Averaged 5.2 points, 3.6 rebounds and 2.9 assists across 33 games ... Better in SEC games, averaging 5.6 points, 3.6 rebounds and 3.0 assists in helping MSU go 8-10 in conference
- Was invited to participate in the USA Basketball U19 Team Trials for the FIBA World Cup for Men, made the initial cut to 17 players, but did not make the final 12-man roster

**1 • Kyle Sturdivant • G • 6-3 • 196 • Sr.**

- Team captain who is in his third season at Tech after transferring from Southern California ... Has played in 104 games in his career, most among the Yellow Jackets
- One of two point guards on the Tech roster along with Deivon Smith ... Started 13 games, seven ACC games, this season, and has averaged 22.9 minutes in conference games
- Averaging 7.2 points per game for the season (seventh on the team) ... No. 2 on the team in assists (2.6 per game) and assist/turnover ratio (1.61-1) ... Has shot 37.0 percent from the floor and 31.6 percent from distance
- In ACC games, averaging 7.3 points and 2.7 assists per game, hitting 36.5 percent from the floor and 26.4 percent on threes
- Put together three consecutive games in double-figure points - Louisville (17), NC State (13) and Notre Dame (12) - for the first time in his career ... 15-of-36 FG, 7-of-20 3pt FG, eight assists and eight rebounds total in the three games
- Averaged 12.3 points over his last four games after a 5-point effort at Wake Forest
- Scored a career-high 18 points in 18 minutes at Notre Dame on Jan. 10, all of them after halftime ... Scored all seven Tech points in overtime in the loss ... Led the Jackets with 17 points at Louisville (5-16 FG, 2-9 3pt, 5-7 FT) with four assists in a season-high 37:40
- Averaged 9.9 points and 5.0 assists in a three-game stretch (all starts) prior to Miami, hitting 12-of-24 from the floor, 4-of-10 on threes
- Produced his best overall game of the season against Alabama State, scoring 13 points, including 3-of-4 from three-point range, with career highs of eight rebounds and seven assists ... Surpassed his assist high with eight against Virginia
- Scored 10 points each against Clayton State and Marquette, his only other double-figure games this season
- Started 28 games in 2021-22, including the last 20 beginning Jan. 4 at Duke ... Averaged 25.2 minutes overall, 7.6 points (third on Tech's team) and 2.3 assists for the season ... Team-best 73/38 assist/turnover ratio ... Scored in double digits seven times in ACC games, averaging 8.0 points
- Played in every game off the bench his first year at Tech in 2020-21, averaging 3.5 points while posting a solid 27/17 assist/turnover ratio ... Hit for a season-high 15 points (5-6 FG, 4-4 FT) with three assists against Kentucky

**0 • Lance Terry • G • 6-2 • 200 • Sr.**

- Atlanta-area high school product who played three seasons at Gardner-Webb University, then transferred to Georgia Tech and enrolled for the summer term ... Good shooter who can also drive to the basket, and is excellent in transition
- Third on the team in scoring at 8.9 points per game while hitting 42.2 percent of his shots from the floor and 35.2 from three-point range (top percentage on the team)
- Averaging 10.3 points in ACC games, No. 2 on the team, connecting on 39.8 percent from the floor and 35.7 from three-point distance
- Has been a key figure both as a starter and a reserve offensively, and his two top offensive games occurred in Tech's two ACC wins ... Scored a season-high 24 points in the Jackets' Jan. 4 win over No. 12 Miami, and 19 in their Feb. 8 win over Notre Dame
- Missed four straight ACC games (Syracuse, Duke, Louisville) due with a hamstring injury ... Returned to the court for Tech's Feb. 4 game at NC State, scoring 10 points in more than 38 minutes
- Followed that with a game-high 19 points, including the game-winning basket on the tip-in at the final horn, last time out against Notre Dame ... Played the full 40 minutes for the second time this year
- Scored 41 points in Tech's in back-to-back games against Miami (season-high 24) and Florida State (17) in early January ... Hit 14-of-28 FG, 7-11 3-point FG and 6-of-8 FT, with 11 rebounds, in those two games
- Played all 40 minutes of that game, a first for a Tech player this season, hitting 8-of-13 from the floor, 4-of-5 from three-point range and 4-of-6 from the foul line ... Scored nine of his points in Tech's closing 12-0 run
- Started 12 of the 20 games he has played, including seven ACC games
- Has the best turnover rate on the team (1.2 per 40 minutes)
- Has the most career points (775) of any player on the Tech roster
- Eight double-figure scoring games altogether this season, four in ACC games
- Honorable mention All-Big South conference choice who has another of eligibility remaining after 2022-23 ... No. 2 for the Runnin' Bulldogs in scoring in 2021-22 and helped his team to 11 Big South wins, a program high as a member of that conference
- Showed ability to be a high-scorer against top-level competition, reaching double figures against power-conference foes four times
- Averaged 14.3 points per game, and also averaged 3.4 rebounds, 1.2 assists and 1.0 steals per game in 2021-22 ... His 45.9-percent shooting overall ranked seventh-highest in the league for the regular season, while his 35.0-percent hit rate from beyond the arc was fifth-best
- Started all 31 games and averaged 31.4 minutes
- Posted double figures in 14 of 16 league games and eclipsed 20 points three times on the season while finishing as GWU's leading scoring in seven contests

## BIO UPDATES (see game-by-game stats and career highs in stat pack)

### 30 • Coleman Boyd • G • 6-1 • 178 • Sr.

- Non-scholarship guard who enrolled at Tech for the summer term in 2019 ... Played in 11 games in his career, four this season
- Scored his first points of the season on a three-pointer against Alabama State
- Played in four games as a freshman, scoring five points with two assists and a steal ... Drove for a layup against Hawaii for his first collegiate points, and hit a three-pointer against Morehouse
- All-state point guard from Georgia private school powerhouse Mt. Bethel Christian Academy
- Four-year letterwinner and captain at Mt. Bethel, which won state Georgia Independent Christian Athletic Association (GICAA) championships in 2017 and 2019, and reached the final four in 2016 and 2019 ... Team went 97-26 in his four years
- Earned all-region and honorable mention all-state honors in 2019 by the Georgia High School Association
- Played at Mt. Bethel for his father, Cal, a longtime successful high school coach in the Atlanta area and a standout basketball player at Wake Forest following a legendary high school career at Campbell High School in Smyrna

### 33 • Brayden Daniels • G • 6-4 • 188 • So.

- Non-scholarship guard who joined the Yellow Jackets' program for the fall 2021 semester ... Played in four games this season
- Son of former Georgia Tech football player Conrad Daniels (1995-99)
- Nephew of former Georgia Tech Hall of Fame track star Lynn Houston Moore (1994-98) and former Tech basketball star Clarence Moore (1999-2004)
- Also nephew to former Tennessee and NBA basketball star Allan Houston
- Attended and lettered four years in basketball the Christian Academy of Louisville (Ky.)
- Named to the All-Seventh Region team in Kentucky by the Louisville Courier-Journal as a senior
- Scored over 1,000 points in his high school career

### 43 • Jermontae Hill • G • 6-6 • 206 • r-Fr.

- First name pronounced "jer-MON-tay"
- Non-scholarship player who red-shirted in 2021-22 and has played in four games this season
- Skilled big guard who turned down scholarship offers from Boston College and St. John's to walk-on at Georgia Tech (also East Carolina, Florida, Florida State and Kansas State according to 247Sports)
- Ranked as high as the No. 22 player in the state of Georgia according to 247Sports and the No. 67 small forward in the nation ... Ranked among 247's top 100 at one time
- Playmaking wing who can defend various positions and bring toughness to the perimeter
- Prepped following high school at DME Sports Academy in Daytona, Fla.
- Before that, he attended Tucker High School, where he earned first-team all-state honors in Class AAAAAA by the Atlanta Journal-Constitution as a senior in 2020, second-team all-state choice by Hoopseen
- Also named player of the year in the Class AAAAAA South by the Georgia Athletic Coaches Association.

### 35 • Emmer Nichols • F • 6-6 • 219 • Fr.

- Non-scholarship player who joined the Tech program for the fall, 2022 semester
- Versatile player and left-handed shooter who is skilled in all facets of the game
- No. 42-ranked player in the state of California according to Max Preps
- Played four years at Sacred Heart Preparatory School, serving two years as team captain
- Helped Sacred Heart to a pair of league championships, including a Central Coast Section title in 2021
- As a senior, led SHP to a 25-5 record overall as a senior and 14-0 mark in its league
- Earned second-team Central Coast Section WBAL all-league, first-team all-league in 2020 and 2022 (MVP and defensive player of the year in 2022)





# 2022-23 SEASON STATISTICS AND RESULTS

## Game Records

Record	Overall	Home	Away	Neutral
ALL GAMES	9-16	8-6	1-8	0-2
CONFERENCE	2-13	2-6	0-7	0-0
NON-CONFERENCE	7-3	6-0	1-1	0-2

## Score by Periods

Team	1st	2nd	OT	TOT
Georgia Tech	838	838	7	1683
Opponents	870	898	8	1776

## Team Box Score

No.	Player	Overall			Total			3-Point			F-Throw		Rebounds					PF	DQ	A	TO	BLK	STL	PTS	AVG
		GP-GS	MIN	AVG	FG-FGA	FG%	3FG-3FGA	3FG%	FT-FTA	FT%	OFF	DEF	TOT	AVG											
13	KELLY, Miles	25-19	772:50	30.9	114-296	.385	54-156	.346	36-41	.878	10	77	87	3.5	52	0	29	40	1	19	318	12.7			
3	COLEMAN, Dallan "Deebo"	25-23	739:50	29.6	77-201	.383	40-126	.317	38-56	.679	10	62	72	2.9	54	0	23	32	6	16	232	9.3			
0	TERRY, Lance	21-13	569:57	27.1	68-158	.430	26-72	.361	23-27	.852	9	45	54	2.6	36	0	22	18	3	14	185	8.8			
4	FRANKLIN, Ja'von	24-11	578:54	24.1	81-142	.570	0-3	.000	38-51	.745	65	85	150	6.3	51	1	39	26	36	28	200	8.3			
14	MOORE, Jalon	24-15	527:25	22.0	68-161	.422	4-27	.148	53-75	.707	46	78	124	5.2	49	0	20	35	25	20	193	8.0			
5	SMITH, Deivon	24-13	595:36	24.8	83-208	.399	12-46	.261	13-29	.448	29	106	135	5.6	42	0	89	32	16	22	191	8.0			
1	STURDIVANT, Kyle	25-13	517:19	20.7	67-181	.370	24-76	.316	21-35	.600	3	48	51	2.0	40	0	66	41	2	15	179	7.2			
24	HOWARD, Rodney	23-16	423:39	18.4	48-87	.552	0-0	.000	11-19	.579	48	55	103	4.5	45	0	28	30	12	7	107	4.7			
11	MAXWELL, Tristan	18-2	208:14	11.6	21-80	.263	11-36	.306	7-11	.636	4	14	18	1.0	21	0	15	9	1	6	60	3.3			
10	MARTYNOV, Cyril	5-0	15:11	3.0	2-5	.400	0-0	.000	1-2	.500	2	4	6	1.2	2	0	0	4	0	0	5	1.0			
12	BAGATSKIS, Freds Pauls	6-0	20:30	3.4	2-6	.333	2-6	.333	0-0	.000	0	0	0	0.0	3	0	0	0	0	0	6	1.0			
30	BOYD, Coleman	4-0	04:37	1.2	1-3	.333	1-2	.500	0-0	.000	0	0	0	0.0	0	0	0	1	0	0	3	0.8			
23	MEKA, Jordan	8-0	42:27	5.3	2-7	.286	0-0	.000	0-0	.000	5	7	12	1.5	12	1	0	0	4	1	4	0.5			
33	DANIELS, Brayden	4-0	04:37	1.2	0-0	.000	0-0	.000	0-2	.000	1	1	2	0.5	1	0	0	0	0	0	0	0.0			
43	HILL, Jermontae	4-0	03:53	1.0	0-0	.000	0-0	.000	0-0	.000	0	0	0	0.0	2	0	0	1	0	0	0	0.0			
Team											45	33	78				16								
<b>Total</b>		<b>25</b>	<b>5025</b>		<b>634-1535</b>	<b>.413</b>	<b>174-550</b>	<b>.316</b>	<b>241-348</b>	<b>.693</b>	<b>277</b>	<b>615</b>	<b>892</b>	<b>35.7</b>	<b>410</b>	<b>2</b>	<b>331</b>	<b>285</b>	<b>106</b>	<b>148</b>	<b>1683</b>	<b>67.3</b>			
<b>Opponents</b>		<b>25</b>	<b>5025</b>		<b>647-1472</b>	<b>.440</b>	<b>160-519</b>	<b>.308</b>	<b>322-462</b>	<b>.697</b>	<b>270</b>	<b>654</b>	<b>924</b>	<b>37.0</b>	<b>372</b>	<b>5</b>	<b>364</b>	<b>276</b>	<b>87</b>	<b>150</b>	<b>1776</b>	<b>71.0</b>			

## Team Statistics

	GATECH	OPP
<b>Scoring</b>	<b>1683</b>	<b>1776</b>
Points per game	67.3	71.0
Scoring margin	-3.7	-
<b>Field goals-att</b>	<b>634-1535</b>	<b>647-1472</b>
Field goal pct	.413	.440
<b>3 point fg-att</b>	<b>174-550</b>	<b>160-519</b>
3-point FG pct	.316	.308
3-pt FG made per game	7.0	6.4
<b>Free throws-att</b>	<b>241-348</b>	<b>322-462</b>
Free throw pct	.693	.697
F-Throws made per game	9.6	12.9
<b>Rebounds</b>	<b>892</b>	<b>924</b>
Rebounds per game	35.7	37.0
Rebounding margin	-1.3	-
<b>Assists</b>	<b>331</b>	<b>364</b>
Assists per game	13.2	14.6
<b>Turnovers</b>	<b>285</b>	<b>276</b>
Turnovers per game	11.4	11.0
Turnover margin	-0.4	-
Assist/turnover ratio	1.2	1.3
<b>Steals</b>	<b>148</b>	<b>150</b>
Steals per game	5.9	6.0
<b>Blocks</b>	<b>106</b>	<b>87</b>
Blocks per game	4.2	3.5
<b>Winning streak</b>	<b>0</b>	<b>-</b>
Home win streak	1	-
<b>Attendance</b>	<b>64600</b>	<b>86359</b>
Home games-Avg/Game	14-4614	9-9595
Neutral site-Avg/Game	-	2-1440

## Team Results

Date	Opponent		Score	Att.
11/07/2022	Clayton St.	W	93-63	3072
11/12/2022	at Georgia St.	W	59-57	4083
11/17/2022	NIU	W	68-50	3269
11/21/2022	vs Utah	L	64-68	1188
11/23/2022	vs Marquette	L	60-84	1691
11/26/2022	North Ala.	W	80-61	3379
11/29/2022	at Iowa	L	65-81	10450
12/02/2022	Northeastern	W	81-63	3494
12/06/2022	Georgia	W	79-77	5810
12/10/2022	at North Carolina	L	59-75	19410
12/17/2022	Alabama St.	W	96-60	3798
12/21/2022	Clemson	L	66-79	4763
12/31/2022	Virginia	L	56-74	5371
01/04/2023	Miami (FL)	W	76-70	4203
01/07/2023	at Florida St.	L	64-75	5536
01/10/2023	at Notre Dame	Lot	72-73	4502
01/14/2023	Pittsburgh	L	60-71	5325
01/17/2023	NC State	L	66-78	4242
01/21/2023	Syracuse	L	63-80	5586
01/24/2023	at Clemson	L	51-72	6923
01/28/2023	Duke	L	43-86	7382
02/01/2023	at Louisville	L	58-68	11416
02/04/2023	at NC State	L	64-72	15473
02/08/2023	Notre Dame	W	70-68	4906
02/11/2023	at Wake Forest	L	70-71	8566

# 2022-23 SEASON STATISTICS AND RESULTS - ACC ONLY

## Game Records

Record	Overall	Home	Away	Neutral
ALL GAMES	2-13	2-6	0-7	0-0
CONFERENCE	2-13	2-6	0-7	0-0
NON-CONFERENCE	0-0	0-0	0-0	0-0

## Score by Periods

Team	1st	2nd	OT	TOT
Georgia Tech	477	454	7	938
Opponents	564	540	8	1112

## Team Box Score

No.	Player	Total			3-Point			F-Throw		Rebounds				Other								
		GP-GS	MIN	AVG	FG-FGA	FG%	3FG-3FGA	3FG%	FT-FTA	FT%	OFF	DEF	TOT	AVG	Pf	DQ	A	TO	BLK	STL	PTS	AVG
13	KELLY, Miles	15-14	484:09	32.3	66-184	.359	35-105	.333	20-21	.952	5	48	53	3.5	34	0	17	27	1	12	187	12.5
0	TERRY, Lance	11-8	332:11	30.2	40-97	.412	16-43	.372	15-19	.789	7	22	29	2.6	23	0	12	13	2	8	111	10.1
3	COLEMAN, Dallan "Deebo"	15-14	457:51	30.5	46-126	.365	26-83	.313	16-24	.667	4	40	44	2.9	37	0	15	22	4	9	134	8.9
4	FRANKLIN, Ja'veon	15-6	349:58	23.3	51-88	.580	0-2	.000	15-23	.652	38	47	85	5.7	30	1	19	18	16	17	117	7.8
1	STURDIVANT, Kyle	15-7	334:44	22.3	42-115	.365	14-53	.264	11-16	.688	2	29	31	2.1	25	0	41	27	0	7	109	7.3
14	MOORE, Jalon	14-10	290:48	20.8	34-89	.382	4-17	.235	27-40	.675	23	41	64	4.6	29	0	15	23	11	10	99	7.1
5	SMITH, Deivon	14-4	344:40	24.6	42-112	.375	10-34	.294	4-11	.364	14	66	80	5.7	26	0	54	18	10	7	98	7.0
24	HOWARD, Rodney	14-11	303:53	21.7	25-50	.500	0-0	.000	5-11	.455	30	32	62	4.4	27	0	16	20	9	3	55	3.9
11	MAXWELL, Tristan	10-1	99:34	10.0	9-35	.257	5-16	.313	2-5	.400	2	8	10	1.0	12	0	6	8	0	4	25	2.5
12	BAGATSKIS, Freds Pauls	2-0	08:10	4.1	1-4	.250	1-4	.250	0-0	.000	0	0	0	0.0	2	0	0	0	0	0	3	1.5
10	MARTYNOV, Cyril	1-0	01:43	1.7	0-0	.000	0-0	.000	0-0	.000	0	0	0	0.0	1	0	0	0	0	0	0	0.0
23	MEKA, Jordan	4-0	17:19	4.3	0-1	.000	0-0	.000	0-0	.000	2	3	5	1.3	6	0	0	0	2	1	0	0.0
Team											25	15	40					10				
<b>Total</b>		<b>15</b>	<b>3025</b>		<b>356-901</b>	<b>.395</b>	<b>111-357</b>	<b>.311</b>	<b>115-170</b>	<b>.676</b>	<b>152</b>	<b>351</b>	<b>503</b>	<b>33.5</b>	<b>252</b>	<b>1</b>	<b>195</b>	<b>186</b>	<b>55</b>	<b>78</b>	<b>938</b>	<b>62.5</b>
<b>Opponents</b>		<b>15</b>	<b>3025</b>		<b>400-857</b>	<b>.467</b>	<b>107-318</b>	<b>.336</b>	<b>205-271</b>	<b>.756</b>	<b>135</b>	<b>411</b>	<b>546</b>	<b>36.4</b>	<b>208</b>	<b>3</b>	<b>232</b>	<b>150</b>	<b>52</b>	<b>101</b>	<b>1112</b>	<b>74.1</b>

## Team Statistics

	GATECH	OPP
<b>Scoring</b>	<b>938</b>	<b>1112</b>
Points per game	62.5	74.1
Scoring margin	-11.6	-
<b>Field goals-att</b>	<b>356-901</b>	<b>400-857</b>
Field goal pct	.395	.467
<b>3 point fg-att</b>	<b>111-357</b>	<b>107-318</b>
3-point FG pct	.311	.336
3-pt FG made per game	7.4	7.1
<b>Free throws-att</b>	<b>115-170</b>	<b>205-271</b>
Free throw pct	.676	.756
F-Throws made per game	7.7	13.7
<b>Rebounds</b>	<b>503</b>	<b>546</b>
Rebounds per game	33.5	36.4
Rebounding margin	-2.9	-
<b>Assists</b>	<b>195</b>	<b>232</b>
Assists per game	13.0	15.5
<b>Turnovers</b>	<b>186</b>	<b>150</b>
Turnovers per game	12.4	10.0
Turnover margin	-2.4	-
Assist/turnover ratio	1.0	1.5
<b>Steals</b>	<b>78</b>	<b>101</b>
Steals per game	5.2	6.7
<b>Blocks</b>	<b>55</b>	<b>52</b>
Blocks per game	3.7	3.5
<b>Winning streak</b>	<b>0</b>	<b>-</b>
Home win streak	1	-
<b>Attendance</b>	<b>41778</b>	<b>71826</b>
Home games-Avg/Game	8-5222	7-10261
Neutral site-Avg/Game	-	0-0

## Team Results

Date	Opponent	Score	Att.
12/10/2022	at North Carolina	L 59-75	19410
12/21/2022	Clemson	L 66-79	4763
12/31/2022	Virginia	L 56-74	5371
01/04/2023	Miami (FL)	W 76-70	4203
01/07/2023	at Florida St.	L 64-75	5536
01/10/2023	at Notre Dame	Lot 72-73	4502
01/14/2023	Pittsburgh	L 60-71	5325
01/17/2023	NC State	L 66-78	4242
01/21/2023	Syracuse	L 63-80	5586
01/24/2023	at Clemson	L 51-72	6923
01/28/2023	Duke	L 43-86	7382
02/01/2023	at Louisville	L 58-68	11416
02/04/2023	at NC State	L 64-72	15473
02/08/2023	Notre Dame	W 70-68	4906
02/11/2023	at Wake Forest	L 70-71	8566



**2022-23 Georgia Tech Men's Basketball  
Points-rebounds-assists  
All games**

Opponent	Date	Score		0	1	3	4	5	10	11	12	13	14	23
				TERRY,LANC	STURDIVANT	COLEMAN,DA	FRANKLIN,J	SMITH,DEIV	MARTYNOV,C	MAXWELL,TR	BAGATSKIS,	KELLY,MILE	MOORE,JALO	MEKA,JORDA
Clayton St.	11/07/2022	93-63	W	16-0-1	10-2-5	9-4-1	7-5-2	10-7-1	1-1-0	4-1-2	0-0-0	10-3-2	11-9-0	DNP
at Georgia St.	11/12/2022	59-57	W	4-5-1	5-3-0	16-5-1	3-2-0	7-4-2	DNP	2-2-0	DNP	15-1-0	7-7-0	0-0-0
NIU	11/17/2022	68-50	W	2-4-1	6-2-4	12-6-1	14-11-2	11-9-6	DNP	2-2-0	DNP	13-2-0	6-6-0	DNP
vs Utah	11/21/2022	64-68	L	0-2-0	7-1-3	11-3-0	11-8-3	15-6-4	DNP	9-0-2	DNP	9-4-0	2-2-0	DNP
vs Marquette	11/23/2022	60-84	L	6-0-0	10-2-2	6-2-0	17-14-2	6-6-2	DNP	0-2-0	3-0-0	8-3-1	2-2-0	DNP
North Ala.	11/26/2022	80-61	W	12-4-3	5-0-0	14-0-0	4-4-3	16-4-4	2-1-0	DNP	0-0-0	12-6-3	13-8-1	DNP
at Iowa	11/29/2022	65-81	L	2-2-2	3-1-1	12-0-0	7-7-4	10-8-4	DNP	0-0-1	DNP	21-4-1	10-8-0	0-0-0
Northeastern	12/02/2022	81-63	W	11-5-0	7-0-2	6-2-0	7-5-3	6-4-3	0-2-0	0-1-0	DNP	16-4-0	16-9-2	0-3-0
Georgia	12/06/2022	79-77	W	8-0-1	4-1-1	7-2-3	13-9-1	10-5-6	DNP	DNP	DNP	17-5-2	12-2-0	DNP
at North Carolina	12/10/2022	59-75	L	9-2-1	1-2-3	13-1-0	0-0-1	0-4-3	DNP	0-1-0	DNP	15-4-0	15-5-1	0-1-0
Alabama St.	12/17/2022	96-60	W	13-3-1	13-8-7	5-4-2	DNP	2-2-3	2-2-0	18-0-4	0-0-0	10-2-3	15-7-2	4-4-0
Clemson	12/21/2022	66-79	L	2-0-2	14-1-0	5-3-0	7-0-0	4-4-2	DNP	0-0-1	DNP	17-5-1	12-9-4	DNP
Virginia	12/31/2022	56-74	L	7-2-1	2-2-8	6-4-1	11-9-0	0-1-0	DNP	DNP	DNP	20-1-0	2-1-0	DNP
Miami (FL)	01/04/2023	76-70	W	24-6-0	0-1-0	14-6-3	0-2-1	4-7-5	DNP	DNP	DNP	20-4-1	10-6-2	DNP
at Florida St.	01/07/2023	64-75	L	17-5-0	0-0-2	11-3-3	6-3-0	7-7-6	DNP	0-2-0	DNP	16-2-2	7-5-0	DNP
at Notre Dame	01/10/2023	72-73	Lot	4-2-1	18-2-1	6-4-1	12-12-3	16-10-7	DNP	3-2-0	DNP	11-3-1	DNP	DNP
Pittsburgh	01/14/2023	60-71	L	2-2-1	5-2-5	13-1-2	2-1-0	15-11-1	DNP	8-1-2	DNP	6-3-3	3-2-0	DNP
NC State	01/17/2023	66-78	L	9-3-2	9-5-3	4-1-1	5-5-0	4-4-2	DNP	0-0-0	DNP	9-1-2	17-8-1	DNP
Syracuse	01/21/2023	63-80	L	DNP	7-1-2	17-2-2	2-2-2	9-4-7	DNP	DNP	DNP	13-4-4	11-5-2	0-1-0
at Clemson	01/24/2023	51-72	L	DNP	4-2-5	7-4-1	12-5-0	11-10-4	DNP	DNP	DNP	9-2-1	8-6-0	0-0-0
Duke	01/28/2023	43-86	L	DNP	2-1-3	5-1-0	6-2-1	5-3-5	0-0-0	10-1-2	0-0-0	5-3-0	1-3-0	DNP
at Louisville	02/01/2023	58-68	L	DNP	17-4-4	8-4-1	8-12-1	DNP	DNP	2-0-1	3-0-0	16-3-1	4-8-1	DNP
at NC State	02/04/2023	64-72	L	10-2-0	13-4-4	8-5-0	16-8-5	0-1-0	DNP	0-1-0	DNP	17-9-0	0-0-0	0-3-0
Notre Dame	02/08/2023	70-68	W	19-3-3	12-3-0	11-4-0	16-9-3	8-9-7	DNP	DNP	DNP	4-2-1	0-3-1	DNP
at Wake Forest	02/11/2023	70-71	L	8-2-1	5-1-1	6-1-0	14-15-2	15-5-5	DNP	2-2-0	DNP	9-7-0	9-3-3	DNP





**2022-23 Georgia Tech Men's Basketball  
Points-rebounds-assists  
All games**

Opponent	Date	Score		24	30	33	43
				HOWARD,ROD	BOYD,COLEM	DANIELS,BR	HILL,JERMO
Clayton St.	11/07/2022	93-63	W	15-13-3	0-0-0	0-1-0	0-0-0
at Georgia St.	11/12/2022	59-57	W	0-3-3	DNP	DNP	DNP
NIU	11/17/2022	68-50	W	2-0-0	DNP	DNP	DNP
vs Utah	11/21/2022	64-68	L	0-2-0	DNP	DNP	DNP
vs Marquette	11/23/2022	60-84	L	2-2-0	DNP	DNP	DNP
North Ala.	11/26/2022	80-61	W	2-2-2	0-0-0	0-0-0	0-0-0
at Iowa	11/29/2022	65-81	L	DNP	DNP	DNP	DNP
Northeastern	12/02/2022	81-63	W	12-7-1	0-0-0	0-1-0	0-0-0
Georgia	12/06/2022	79-77	W	8-1-0	DNP	DNP	DNP
at North Carolina	12/10/2022	59-75	L	6-2-1	DNP	DNP	DNP
Alabama St.	12/17/2022	96-60	W	11-11-3	3-0-0	0-0-0	0-0-0
Clemson	12/21/2022	66-79	L	5-6-0	DNP	DNP	DNP
Virginia	12/31/2022	56-74	L	8-5-1	DNP	DNP	DNP
Miami (FL)	01/04/2023	76-70	W	4-8-3	DNP	DNP	DNP
at Florida St.	01/07/2023	64-75	L	0-4-2	DNP	DNP	DNP
at Notre Dame	01/10/2023	72-73	Lot	2-3-0	DNP	DNP	DNP
Pittsburgh	01/14/2023	60-71	L	6-10-1	DNP	DNP	DNP
NC State	01/17/2023	66-78	L	9-7-5	DNP	DNP	DNP
Syracuse	01/21/2023	63-80	L	4-4-1	DNP	DNP	DNP
at Clemson	01/24/2023	51-72	L	0-3-0	DNP	DNP	DNP
Duke	01/28/2023	43-86	L	9-6-1	DNP	DNP	DNP
at Louisville	02/01/2023	58-68	L	0-1-1	DNP	DNP	DNP
at NC State	02/04/2023	64-72	L	DNP	DNP	DNP	DNP
Notre Dame	02/08/2023	70-68	W	0-2-0	DNP	DNP	DNP
at Wake Forest	02/11/2023	70-71	L	2-1-0	DNP	DNP	DNP



**2022-23 Georgia Tech Men's Basketball  
Team Game-by-Game  
All games**

Opponent	Date	Score	W	Total		3-Pointers		Free throws		Rebounds				PF	A	TO	BLK	STL	PTS	AVG
				FG-FGA	PCT	3FG-3FGA	PCT	FT-FTA	PCT	OFF	DEF	TOT	AVG							
Clayton St.	11/07/2022	93-63	W	35-73	.479	7-20	.350	16-24	.667	21	31	52	52.0	15	17	11	6	8	93	93.0
at Georgia St.	11/12/2022	59-57	W	19-48	.396	3-8	.375	18-27	.667	7	26	33	42.5	18	7	13	3	7	59	76.0
NIU	11/17/2022	68-50	W	27-69	.391	5-18	.278	9-13	.692	13	35	48	44.3	16	14	11	10	7	68	73.3
vs Utah	11/21/2022	64-68	L	24-69	.348	5-23	.217	11-20	.550	18	17	35	42.0	17	12	5	4	13	64	71.0
vs Marquette	11/23/2022	60-84	L	22-65	.338	7-23	.304	9-10	.900	12	25	37	41.0	17	7	13	5	4	60	68.8
North Ala.	11/26/2022	80-61	W	31-52	.596	6-19	.316	12-16	.750	6	23	29	39.0	9	16	14	5	8	80	70.7
at Iowa	11/29/2022	65-81	L	25-64	.391	7-23	.304	8-10	.800	15	20	35	38.4	21	13	11	1	6	65	69.9
Northeastern	12/02/2022	81-63	W	28-63	.444	5-16	.313	20-26	.769	15	31	46	39.4	17	11	9	4	5	81	71.3
Georgia	12/06/2022	79-77	W	30-63	.476	5-19	.263	14-19	.737	11	18	29	38.2	11	14	7	5	7	79	72.1
at North Carolina	12/10/2022	59-75	L	22-54	.407	9-26	.346	6-8	.750	1	21	22	36.6	20	10	11	5	8	59	70.8
Alabama St.	12/17/2022	96-60	W	37-68	.544	13-24	.542	9-13	.692	7	38	45	37.4	17	25	5	8	5	96	73.1
Clemson	12/21/2022	66-79	L	25-58	.431	5-23	.217	11-18	.611	5	23	28	36.6	17	10	11	5	4	66	72.5
Virginia	12/31/2022	56-74	L	20-45	.444	7-16	.438	9-13	.692	8	22	30	36.1	16	11	23	1	6	56	71.2
Miami (FL)	01/04/2023	76-70	W	25-61	.410	9-24	.375	17-19	.895	14	32	46	36.8	17	15	15	2	3	76	71.6
at Florida St.	01/07/2023	64-75	L	23-57	.404	9-24	.375	9-12	.750	9	23	32	36.5	12	15	13	1	6	64	71.1
at Notre Dame	01/10/2023	72-73	Lot	27-66	.409	8-27	.296	10-12	.833	14	28	42	36.8	18	14	14	5	7	72	71.1
Pittsburgh	01/14/2023	60-71	L	24-66	.364	12-29	.414	0-3	.000	14	26	40	37.0	16	15	10	2	0	60	70.5
NC State	01/17/2023	66-78	L	28-71	.394	2-21	.095	8-19	.421	18	18	36	36.9	18	16	10	3	8	66	70.2
Syracuse	01/21/2023	63-80	L	25-58	.431	10-31	.323	3-6	.500	8	19	27	36.4	17	20	16	5	3	63	69.8
at Clemson	01/24/2023	51-72	L	22-64	.344	4-23	.174	3-4	.750	11	23	34	36.3	14	11	10	4	5	51	68.9
Duke	01/28/2023	43-86	L	17-55	.309	5-22	.227	4-6	.667	5	17	22	35.6	17	12	11	5	4	43	67.7
at Louisville	02/01/2023	58-68	L	18-61	.295	7-27	.259	15-24	.625	12	20	32	35.5	19	10	5	5	9	58	67.2
at NC State	02/04/2023	64-72	L	26-59	.441	8-24	.333	4-6	.667	10	27	37	35.5	17	9	17	5	5	64	67.1
Notre Dame	02/08/2023	70-68	W	27-60	.450	8-21	.381	8-12	.667	8	28	36	35.5	14	15	9	3	3	70	67.2
at Wake Forest	02/11/2023	70-71	L	27-66	.409	8-19	.421	8-8	1.000	15	24	39	35.7	20	12	11	4	7	70	67.3
<b>Total</b>		<b>1683</b>		<b>634-1535</b>	<b>.413</b>	<b>174-550</b>	<b>.316</b>	<b>241-348</b>	<b>.693</b>	<b>277</b>	<b>615</b>	<b>892</b>	<b>35.7</b>	<b>410</b>	<b>331</b>	<b>285</b>	<b>106</b>	<b>148</b>	<b>1683</b>	<b>67.3</b>
Opponents		1776		647-1472	.440	160-519	.308	322-462	.697	270	654	924	37.0	372	364	276	87	150	1776	71.0

**Georgia Tech Averages**

Games Played	Points/game	FG Pct	3FG Pct	FT Pct	Rebounds/game	Assists/game	Turnovers/game	Assist/Turnover ratio	Steals/game	Blocks/game
25	67.3	41.3	31.6	69.3	35.7	13.2	11.4	1.2	5.9	4.2



## 2022-23 Georgia Tech Men's Basketball Opponents Game-by-Game All games

Opponent	Date	Score	W	Total		3-Pointers		Free throws		Rebounds				PF	A	TO	BLK	STL	PTS	AVG
				FG-FGA	PCT	3FG-3FGA	PCT	FT-FTA	PCT	OFF	DEF	TOT	AVG							
Clayton St.	11/07/2022	93-63	W	26-70	.371	4-22	.182	7-11	.636	14	18	32	32.0	18	13	13	2	6	63	63.0
at Georgia St.	11/12/2022	59-57	W	21-57	.368	2-14	.143	13-21	.619	14	22	36	34.0	26	11	15	2	8	57	60.0
NIU	11/17/2022	68-50	W	18-67	.269	5-24	.208	9-21	.429	20	27	47	38.3	16	11	14	3	5	50	56.7
vs Utah	11/21/2022	64-68	L	24-52	.462	5-16	.313	15-21	.714	14	31	45	40.0	17	9	19	5	2	68	59.5
vs Marquette	11/23/2022	60-84	L	29-61	.475	9-23	.391	17-22	.773	10	31	41	40.2	15	14	11	6	7	84	64.4
North Ala.	11/26/2022	80-61	W	26-62	.419	4-18	.222	5-11	.455	15	17	32	38.8	14	14	16	0	7	61	63.8
at Iowa	11/29/2022	65-81	L	27-60	.450	9-26	.346	18-31	.581	19	25	44	39.6	11	21	9	6	5	81	66.3
Northeastern	12/02/2022	81-63	W	22-62	.355	5-25	.200	14-22	.636	13	23	36	39.1	17	14	11	6	4	63	65.9
Georgia	12/06/2022	79-77	W	31-58	.534	6-13	.462	9-16	.563	9	22	31	38.2	16	15	11	3	2	77	67.1
at North Carolina	12/10/2022	59-75	L	27-57	.474	3-13	.231	18-24	.750	12	31	43	38.7	11	15	11	1	5	75	67.9
Alabama St.	12/17/2022	96-60	W	23-66	.348	4-20	.200	10-15	.667	7	27	34	38.3	14	10	7	2	3	60	67.2
Clemson	12/21/2022	66-79	L	31-62	.500	5-18	.278	12-13	.923	8	32	40	38.4	22	20	11	3	3	79	68.2
Virginia	12/31/2022	56-74	L	27-57	.474	10-22	.455	10-16	.625	11	20	31	37.8	14	21	11	3	14	74	68.6
Miami (FL)	01/04/2023	76-70	W	24-68	.353	5-32	.156	17-25	.680	16	20	36	37.7	17	12	7	3	13	70	68.7
at Florida St.	01/07/2023	64-75	L	30-61	.492	10-25	.400	5-8	.625	8	26	34	37.5	11	23	9	0	5	75	69.1
at Notre Dame	01/10/2023	72-73	Lot	25-59	.424	9-24	.375	14-19	.737	7	26	33	37.2	15	12	14	6	7	73	69.4
Pittsburgh	01/14/2023	60-71	L	24-56	.429	6-20	.300	17-20	.850	6	29	35	37.1	12	5	3	4	6	71	69.5
NC State	01/17/2023	66-78	L	27-53	.509	7-21	.333	17-20	.850	8	31	39	37.2	19	15	15	7	6	78	69.9
Syracuse	01/21/2023	63-80	L	31-56	.554	6-14	.429	12-18	.667	9	24	33	36.9	12	18	8	5	8	80	70.5
at Clemson	01/24/2023	51-72	L	27-51	.529	9-20	.450	9-11	.818	3	30	33	36.8	9	18	11	3	5	72	70.6
Duke	01/28/2023	43-86	L	34-61	.557	9-23	.391	9-15	.600	14	30	44	37.1	11	24	9	6	5	86	71.3
at Louisville	02/01/2023	58-68	L	21-46	.457	7-19	.368	19-26	.731	9	37	46	37.5	20	10	15	1	5	68	71.1
at NC State	02/04/2023	64-72	L	26-62	.419	7-21	.333	13-17	.765	12	24	36	37.4	10	14	9	5	9	72	71.2
Notre Dame	02/08/2023	70-68	W	23-56	.411	8-24	.333	14-15	.933	5	27	32	37.2	14	11	7	2	4	68	71.0
at Wake Forest	02/11/2023	70-71	L	23-52	.442	6-22	.273	19-24	.792	7	24	31	37.0	11	14	10	3	6	71	71.0
<b>Total</b>		<b>1776</b>		<b>647-1472</b>	<b>.440</b>	<b>160-519</b>	<b>.308</b>	<b>322-462</b>	<b>.697</b>	<b>270</b>	<b>654</b>	<b>924</b>	<b>37.0</b>	<b>372</b>	<b>364</b>	<b>276</b>	<b>87</b>	<b>150</b>	<b>1776</b>	<b>71.0</b>
Georgia Tech		1683		634-1535	.413	174-550	.316	241-348	.693	277	615	892	35.7	410	331	285	106	148	1683	67.3

### Opponents Averages

Games Played	Points/game	FG Pct	3FG Pct	FT Pct	Rebounds/game	Assists/game	Turnovers/game	Assist/Turnover ratio	Steals/game	Blocks/game
25	71.0	44.0	30.8	69.7	37.0	14.6	11.0	1.3	6.0	3.5



**2022-23 Georgia Tech Men's Basketball  
Individual Game-by-Game  
All games**

**#0 TERRY, Lance**

Opponent	Date	GS	MIN	Total		3-Pointers		Free throws		Rebounds				PF	A	TO	BLK	STL	PTS	AVG	
				FG-FGA	PCT	3FG-3FGA	PCT	FT-FTA	PCT	OFF	DEF	TOT	AVG								
Clayton St.	11/07/2022	*	23:54	5-10	.500	4-8	.500	2-2	1.000	0	0	0	0.0	1	1	0	0	1	16	16.0	
at Georgia St.	11/12/2022	*	30:22	2-4	.500	0-0	.000	0-0	.000	0	5	5	2.5	1	1	2	0	0	4	10.0	
NIU	11/17/2022	*	26:52	1-5	.200	0-1	.000	0-0	.000	0	4	4	3.0	1	1	0	0	2	2	7.3	
vs Utah	11/21/2022	*	26:41	0-5	.000	0-2	.000	0-0	.000	0	2	2	2.8	2	0	0	0	1	0	5.5	
vs Marquette	11/23/2022	*	26:25	2-7	.286	2-4	.500	0-0	.000	0	0	0	2.2	2	0	0	0	0	6	5.6	
North Ala.	11/26/2022		24:03	4-6	.667	2-4	.500	2-2	1.000	1	3	4	2.5	3	3	1	0	1	12	6.7	
at Iowa	11/29/2022		18:05	1-6	.167	0-4	.000	0-0	.000	0	2	2	2.4	1	2	0	0	0	2	6.0	
Northeastern	12/02/2022		19:52	5-6	.833	0-1	.000	1-1	1.000	1	4	5	2.8	1	0	1	0	1	11	6.6	
Georgia	12/06/2022		20:25	3-6	.500	0-2	.000	2-2	1.000	0	0	0	2.4	0	1	0	1	0	8	6.8	
at North Carolina	12/10/2022		24:32	3-8	.375	2-6	.333	1-2	.500	0	2	2	2.4	2	1	0	1	0	9	7.0	
Alabama St.	12/17/2022		21:07	5-6	.833	2-3	.667	1-1	1.000	0	3	3	2.5	1	1	1	0	0	13	7.5	
Clemson	12/21/2022		18:25	1-4	.250	0-2	.000	0-0	.000	0	0	0	2.3	2	2	0	0	0	2	7.1	
Virginia	12/31/2022	*	27:38	2-5	.400	1-2	.500	2-2	1.000	1	1	2	2.2	3	1	2	0	0	7	7.1	
Miami (FL)	01/04/2023	*	40:00	8-13	.615	4-5	.800	4-6	.667	2	4	6	2.5	2	0	2	1	1	24	8.3	
at Florida St.	01/07/2023	*	37:42	6-15	.400	3-6	.500	2-2	1.000	0	5	5	2.7	2	0	0	0	3	17	8.9	
at Notre Dame	01/10/2023	*	34:55	1-9	.111	0-4	.000	2-2	1.000	0	2	2	2.6	3	1	0	0	1	4	8.6	
Pittsburgh	01/14/2023	*	26:16	1-6	.167	0-2	.000	0-0	.000	0	2	2	2.6	4	1	0	0	0	2	8.2	
NC State	01/17/2023		18:47	3-9	.333	1-5	.200	2-3	.667	1	2	3	2.6	1	2	1	0	1	9	8.2	
at NC State	02/04/2023	*	38:14	4-9	.444	1-4	.250	1-1	1.000	2	0	2	2.6	0	0	4	0	0	10	8.3	
Notre Dame	02/08/2023	*	40:00	8-15	.533	3-6	.500	0-0	.000	1	2	3	2.6	3	3	2	0	0	19	8.9	
at Wake Forest	02/11/2023	*	25:42	3-4	.750	1-1	1.000	1-1	1.000	0	2	2	2.6	1	1	2	0	2	8	8.8	
<b>Totals</b>			<b>13</b>	<b>569:57</b>	<b>68-158</b>	<b>.430</b>	<b>26-72</b>	<b>.361</b>	<b>23-27</b>	<b>.852</b>	<b>9</b>	<b>45</b>	<b>54</b>	<b>2.6</b>	<b>36</b>	<b>22</b>	<b>18</b>	<b>3</b>	<b>14</b>	<b>185</b>	<b>8.8</b>

**Player Averages**

Games Played	Minutes/ game	Points/ game	FG Pct	3FG Pct	FT Pct	Rebounds/ game	Assists/ game	Turnovers/ game	Assist/Turnover ratio	Steals/ game	Blocks/ game
21	27.1	8.8	43.0	36.1	85.2	2.6	1.0	0.9	1.2	0.7	0.1





**2022-23 Georgia Tech Men's Basketball  
Individual Game-by-Game  
All games**

**#1 STURDIVANT, Kyle**

Opponent	Date	GS	MIN	Total		3-Pointers		Free throws		Rebounds				PF	A	TO	BLK	STL	PTS	AVG	
				FG-FGA	PCT	3FG-3FGA	PCT	FT-FTA	PCT	OFF	DEF	TOT	AVG								
Clayton St.	11/07/2022	*	26:05	2-6	.333	0-0	.000	6-8	.750	1	1	2	2.0	2	5	2	0	2	10	10.0	
at Georgia St.	11/12/2022	*	17:38	2-5	.400	0-0	.000	1-4	.250	0	3	3	2.5	1	0	2	0	1	5	7.5	
NIU	11/17/2022	*	20:41	2-6	.333	1-1	1.000	1-2	.500	0	2	2	2.3	1	4	3	0	1	6	7.0	
vs Utah	11/21/2022	*	16:10	3-6	.500	1-3	.333	0-0	.000	0	1	1	2.0	2	3	0	0	1	7	7.0	
vs Marquette	11/23/2022	*	24:45	4-8	.500	2-4	.500	0-0	.000	0	2	2	2.0	2	2	1	1	1	10	7.6	
North Ala.	11/26/2022		18:21	2-6	.333	1-4	.250	0-1	.000	0	0	0	1.7	0	0	4	0	1	5	7.2	
at Iowa	11/29/2022		13:18	1-5	.200	1-2	.500	0-0	.000	0	1	1	1.6	3	1	0	0	1	3	6.6	
Northeastern	12/02/2022		14:20	2-9	.222	1-3	.333	2-4	.500	0	0	0	1.4	2	2	1	0	0	7	6.6	
Georgia	12/06/2022		07:14	2-5	.400	0-2	.000	0-0	.000	0	1	1	1.3	0	1	0	0	0	4	6.3	
at North Carolina	12/10/2022		15:51	0-6	.000	0-3	.000	1-2	.500	0	2	2	1.4	0	3	1	0	0	1	5.8	
Alabama St.	12/17/2022	*	24:03	5-10	.500	3-4	.750	0-0	.000	0	8	8	2.0	2	7	1	1	0	13	6.5	
Clemson	12/21/2022	*	21:32	6-10	.600	1-4	.250	1-2	.500	0	1	1	1.9	3	0	2	0	0	14	7.1	
Virginia	12/31/2022	*	29:40	1-4	.250	0-2	.000	0-0	.000	0	2	2	1.9	2	8	5	0	1	2	6.7	
Miami (FL)	01/04/2023		08:03	0-2	.000	0-2	.000	0-0	.000	0	1	1	1.9	2	0	1	0	0	0	6.2	
at Florida St.	01/07/2023		04:50	0-1	.000	0-1	.000	0-0	.000	0	0	0	1.7	0	2	2	0	0	0	5.8	
at Notre Dame	01/10/2023		18:39	7-12	.583	2-3	.667	2-2	1.000	0	2	2	1.8	2	1	0	0	1	18	6.6	
Pittsburgh	01/14/2023		20:11	2-7	.286	1-4	.250	0-0	.000	1	1	2	1.8	0	5	1	0	0	5	6.5	
NC State	01/17/2023	*	29:37	3-9	.333	1-3	.333	2-3	.667	0	5	5	1.9	4	3	1	0	2	9	6.6	
Syracuse	01/21/2023		18:42	3-8	.375	1-6	.167	0-0	.000	0	1	1	1.9	2	2	3	0	0	7	6.6	
at Clemson	01/24/2023		24:08	2-9	.222	0-3	.000	0-0	.000	1	1	2	1.9	0	5	3	0	0	4	6.5	
Duke	01/28/2023		19:23	1-3	.333	0-1	.000	0-0	.000	0	1	1	1.9	2	3	1	0	0	2	6.3	
at Louisville	02/01/2023	*	37:40	5-16	.313	2-9	.222	5-7	.714	0	4	4	2.0	1	4	2	0	1	17	6.8	
at NC State	02/04/2023	*	37:56	5-10	.500	3-6	.500	0-0	.000	0	4	4	2.0	3	4	3	0	2	13	7.0	
Notre Dame	02/08/2023	*	34:21	5-10	.500	2-5	.400	0-0	.000	0	3	3	2.1	2	0	1	0	0	12	7.3	
at Wake Forest	02/11/2023	*	14:12	2-8	.250	1-1	1.000	0-0	.000	0	1	1	2.0	2	1	1	0	0	5	7.2	
<b>Totals</b>			<b>13</b>	<b>517:19</b>	<b>67-181</b>	<b>.370</b>	<b>24-76</b>	<b>.316</b>	<b>21-35</b>	<b>.600</b>	<b>3</b>	<b>48</b>	<b>51</b>	<b>2.0</b>	<b>40</b>	<b>66</b>	<b>41</b>	<b>2</b>	<b>15</b>	<b>179</b>	<b>7.2</b>

**Player Averages**

Games Played	Minutes/game	Points/game	FG Pct	3FG Pct	FT Pct	Rebounds/game	Assists/game	Turnovers/game	Assist/Turnover ratio	Steals/game	Blocks/game
25	20.7	7.2	37.0	31.6	60.0	2.0	2.6	1.6	1.6	0.6	0.1



**2022-23 Georgia Tech Men's Basketball  
Individual Game-by-Game  
All games**

**#3 COLEMAN, Dallan "Deebo"**

Opponent	Date	GS	MIN	Total		3-Pointers		Free throws		Rebounds				PF	A	TO	BLK	STL	PTS	AVG	
				FG-FGA	PCT	3FG-3FGA	PCT	FT-FTA	PCT	OFF	DEF	TOT	AVG								
Clayton St.	11/07/2022	*	27:31	4-6	.667	1-2	.500	0-0	.000	0	4	4	4.0	0	1	1	1	1	9	9.0	
at Georgia St.	11/12/2022	*	36:59	3-7	.429	1-2	.500	9-13	.692	2	3	5	4.5	1	1	0	0	0	16	12.5	
NIU	11/17/2022	*	29:00	4-8	.500	3-6	.500	1-2	.500	1	5	6	5.0	2	1	1	0	0	12	12.3	
vs Utah	11/21/2022	*	34:18	3-11	.273	2-8	.250	3-4	.750	1	2	3	4.5	2	0	2	1	2	11	12.0	
vs Marquette	11/23/2022	*	25:31	2-8	.250	2-7	.286	0-0	.000	1	1	2	4.0	3	0	3	0	0	6	10.8	
North Ala.	11/26/2022	*	24:38	3-5	.600	2-4	.500	6-6	1.000	0	0	0	3.3	0	0	0	0	0	14	11.3	
at Iowa	11/29/2022	*	30:27	4-10	.400	2-6	.333	2-3	.667	0	0	0	2.9	4	0	1	0	0	12	11.4	
Northeastern	12/02/2022	*	23:11	3-7	.429	0-3	.000	0-0	.000	0	2	2	2.8	2	0	1	0	0	6	10.8	
Georgia	12/06/2022	*	35:06	3-8	.375	1-4	.250	0-2	.000	1	1	2	2.7	3	3	1	0	2	7	10.3	
at North Carolina	12/10/2022	*	29:24	4-7	.571	3-5	.600	2-2	1.000	0	1	1	2.5	1	0	1	1	0	13	10.6	
Alabama St.	12/17/2022		15:18	2-5	.400	0-1	.000	1-2	.500	0	4	4	2.6	0	2	0	0	2	5	10.1	
Clemson	12/21/2022		26:44	2-6	.333	1-5	.200	0-2	.000	0	3	3	2.7	3	0	2	0	0	5	9.7	
Virginia	12/31/2022	*	33:54	2-6	.333	1-3	.333	1-2	.500	0	4	4	2.8	3	1	4	0	0	6	9.4	
Miami (FL)	01/04/2023	*	36:07	4-13	.308	2-8	.250	4-4	1.000	2	4	6	3.0	4	3	2	0	1	14	9.7	
at Florida St.	01/07/2023	*	28:12	4-7	.571	2-5	.400	1-2	.500	1	2	3	3.0	2	3	2	0	1	11	9.8	
at Notre Dame	01/10/2023	*	27:11	2-8	.250	0-6	.000	2-2	1.000	0	4	4	3.1	2	1	1	0	0	6	9.6	
Pittsburgh	01/14/2023	*	33:36	5-12	.417	3-8	.375	0-0	.000	0	1	1	2.9	4	2	1	0	0	13	9.8	
NC State	01/17/2023	*	20:33	2-7	.286	0-4	.000	0-1	.000	0	1	1	2.8	1	1	0	0	0	4	9.4	
Syracuse	01/21/2023	*	40:00	6-9	.667	5-8	.625	0-0	.000	0	2	2	2.8	1	2	1	0	0	17	9.8	
at Clemson	01/24/2023	*	36:00	3-13	.231	1-7	.143	0-0	.000	0	4	4	2.9	2	1	1	0	2	7	9.7	
Duke	01/28/2023	*	32:07	2-8	.250	1-4	.250	0-0	.000	0	1	1	2.8	1	0	2	2	1	5	9.5	
at Louisville	02/01/2023	*	36:15	2-8	.250	2-6	.333	2-4	.500	0	4	4	2.8	2	1	1	1	2	8	9.4	
at NC State	02/04/2023	*	36:58	3-10	.300	1-5	.200	1-2	.500	1	4	5	2.9	4	0	2	0	2	8	9.3	
Notre Dame	02/08/2023	*	20:40	3-8	.375	2-5	.400	3-3	1.000	0	4	4	3.0	3	0	1	0	0	11	9.4	
at Wake Forest	02/11/2023	*	20:11	2-4	.500	2-4	.500	0-0	.000	0	1	1	2.9	4	0	1	0	0	6	9.3	
<b>Totals</b>			<b>23</b>	<b>739:50</b>	<b>77-201</b>	<b>.383</b>	<b>40-126</b>	<b>.317</b>	<b>38-56</b>	<b>.679</b>	<b>10</b>	<b>62</b>	<b>72</b>	<b>2.9</b>	<b>54</b>	<b>23</b>	<b>32</b>	<b>6</b>	<b>16</b>	<b>232</b>	<b>9.3</b>

**Player Averages**

Games Played	Minutes/game	Points/game	FG Pct	3FG Pct	FT Pct	Rebounds/game	Assists/game	Turnovers/game	Assist/Turnover ratio	Steals/game	Blocks/game
25	29.6	9.3	38.3	31.7	67.9	2.9	0.9	1.3	0.7	0.6	0.2



**2022-23 Georgia Tech Men's Basketball  
Individual Game-by-Game  
All games**

**#4 FRANKLIN, Ja'von**

Opponent	Date	GS	MIN	Total		3-Pointers		Free throws		Rebounds				PF	A	TO	BLK	STL	PTS	AVG
				FG-FGA	PCT	3FG-3FGA	PCT	FT-FTA	PCT	OFF	DEF	TOT	AVG							
Clayton St.	11/07/2022		18:30	3-5	.600	0-1	.000	1-1	1.000	1	4	5	5.0	1	2	0	2	0	7	7.0
at Georgia St.	11/12/2022		11:27	1-4	.250	0-0	.000	1-2	.500	1	1	2	3.5	3	0	1	2	0	3	5.0
NIU	11/17/2022		30:09	6-9	.667	0-0	.000	2-2	1.000	5	6	11	6.0	4	2	0	5	0	14	8.0
vs Utah	11/21/2022		31:31	3-7	.429	0-0	.000	5-6	.833	6	2	8	6.5	2	3	0	1	3	11	8.8
vs Marquette	11/23/2022	*	35:23	6-9	.667	0-0	.000	5-6	.833	5	9	14	8.0	3	2	0	2	1	17	10.4
North Ala.	11/26/2022	*	22:39	2-2	1.000	0-0	.000	0-0	.000	1	3	4	7.3	2	3	2	4	1	4	9.3
at Iowa	11/29/2022	*	29:18	2-6	.333	0-0	.000	3-3	1.000	2	5	7	7.3	3	4	2	1	1	7	9.0
Northeastern	12/02/2022	*	22:48	3-6	.500	0-0	.000	1-2	.500	2	3	5	7.0	1	3	2	1	3	7	8.8
Georgia	12/06/2022	*	27:11	4-6	.667	0-0	.000	5-6	.833	4	5	9	7.2	2	1	1	2	2	13	9.2
at North Carolina	12/10/2022	*	06:26	0-1	.000	0-0	.000	0-0	.000	0	0	0	6.5	1	1	0	0	0	0	8.3
Clemson	12/21/2022		14:25	3-6	.500	0-1	.000	1-1	1.000	0	0	0	5.9	2	0	1	2	1	7	8.2
Virginia	12/31/2022		22:20	5-9	.556	0-0	.000	1-4	.250	5	4	9	6.2	2	0	1	0	1	11	8.4
Miami (FL)	01/04/2023		13:51	0-1	.000	0-0	.000	0-0	.000	1	1	2	5.8	2	1	2	0	0	0	7.8
at Florida St.	01/07/2023		18:07	3-4	.750	0-0	.000	0-0	.000	1	2	3	5.6	1	0	0	0	1	6	7.6
at Notre Dame	01/10/2023	*	44:57	5-7	.714	0-0	.000	2-4	.500	6	6	12	6.1	1	3	0	4	1	12	7.9
Pittsburgh	01/14/2023		06:22	1-2	.500	0-0	.000	0-0	.000	1	0	1	5.8	1	0	0	0	0	2	7.6
NC State	01/17/2023		18:59	2-4	.500	0-0	.000	1-1	1.000	4	1	5	5.7	0	0	0	0	1	5	7.4
Syracuse	01/21/2023		17:46	1-1	1.000	0-0	.000	0-0	.000	0	2	2	5.5	3	2	3	1	0	2	7.1
at Clemson	01/24/2023		30:19	6-9	.667	0-0	.000	0-0	.000	1	4	5	5.5	2	0	1	0	2	12	7.4
Duke	01/28/2023		16:00	3-4	.750	0-1	.000	0-0	.000	0	2	2	5.3	2	1	1	0	2	6	7.3
at Louisville	02/01/2023	*	36:08	3-7	.429	0-0	.000	2-3	.667	7	5	12	5.6	3	1	1	3	4	8	7.3
at NC State	02/04/2023	*	36:36	7-12	.583	0-0	.000	2-3	.667	2	6	8	5.7	5	5	3	5	1	16	7.7
Notre Dame	02/08/2023	*	30:55	6-10	.600	0-0	.000	4-5	.800	2	7	9	5.9	2	3	3	1	1	16	8.1
at Wake Forest	02/11/2023	*	36:47	6-11	.545	0-0	.000	2-2	1.000	8	7	15	6.3	3	2	2	0	2	14	8.3
<b>Totals</b>		<b>11</b>	<b>578:54</b>	<b>81-142</b>	<b>.570</b>	<b>0-3</b>	<b>.000</b>	<b>38-51</b>	<b>.745</b>	<b>65</b>	<b>85</b>	<b>150</b>	<b>6.3</b>	<b>51</b>	<b>39</b>	<b>26</b>	<b>36</b>	<b>28</b>	<b>200</b>	<b>8.3</b>

**Player Averages**

Games Played	Minutes/game	Points/game	FG Pct	3FG Pct	FT Pct	Rebounds/game	Assists/game	Turnovers/game	Assist/Turnover ratio	Steals/game	Blocks/game
24	24.1	8.3	57.0	0.0	74.5	6.3	1.6	1.1	1.5	1.2	1.5



**2022-23 Georgia Tech Men's Basketball  
Individual Game-by-Game  
All games**

**#5 SMITH, Deivon**

Opponent	Date	GS	MIN	Total		3-Pointers		Free throws		Rebounds				PF	A	TO	BLK	STL	PTS	AVG	
				FG-FGA	PCT	3FG-3FGA	PCT	FT-FTA	PCT	OFF	DEF	TOT	AVG								
Clayton St.	11/07/2022	*	24:52	5-12	.417	0-0	.000	0-0	.000	0	7	7	7.0	1	1	2	0	2	10	10.0	
at Georgia St.	11/12/2022	*	22:40	3-7	.429	0-1	.000	1-1	1.000	1	3	4	5.5	2	2	1	0	3	7	8.5	
NIU	11/17/2022	*	25:04	4-10	.400	0-1	.000	3-5	.600	2	7	9	6.7	0	6	1	3	1	11	9.3	
vs Utah	11/21/2022	*	31:27	6-13	.462	0-1	.000	3-7	.429	5	1	6	6.5	3	4	1	0	2	15	10.8	
vs Marquette	11/23/2022	*	25:52	3-9	.333	0-1	.000	0-0	.000	1	5	6	6.4	4	2	3	1	2	6	9.8	
North Ala.	11/26/2022	*	25:56	7-12	.583	1-3	.333	1-3	.333	1	3	4	6.0	0	4	1	1	2	16	10.8	
at Iowa	11/29/2022	*	33:05	5-13	.385	0-1	.000	0-0	.000	3	5	8	6.3	3	4	2	0	1	10	10.7	
Northeastern	12/02/2022	*	19:25	3-5	.600	0-1	.000	0-1	.000	0	4	4	6.0	1	3	0	0	1	6	10.1	
Georgia	12/06/2022	*	28:26	4-10	.400	1-3	.333	1-1	1.000	2	3	5	5.9	1	6	3	1	1	10	10.1	
at North Carolina	12/10/2022	*	22:52	0-5	.000	0-2	.000	0-0	.000	0	4	4	5.7	0	3	0	1	1	0	9.1	
Alabama St.	12/17/2022		14:09	1-5	.200	0-0	.000	0-0	.000	0	2	2	5.4	1	3	0	0	0	2	8.5	
Clemson	12/21/2022		17:07	1-5	.200	0-0	.000	2-2	1.000	0	4	4	5.3	0	2	0	0	1	4	8.1	
Virginia	12/31/2022		08:26	0-0	.000	0-0	.000	0-0	.000	0	1	1	4.9	3	0	3	1	0	0	7.5	
Miami (FL)	01/04/2023		21:06	2-5	.400	0-0	.000	0-0	.000	2	5	7	5.1	0	5	0	0	0	4	7.2	
at Florida St.	01/07/2023		22:41	3-8	.375	0-2	.000	1-2	.500	1	6	7	5.2	2	6	3	0	0	7	7.2	
at Notre Dame	01/10/2023		36:10	7-12	.583	2-4	.500	0-0	.000	2	8	10	5.5	4	7	4	1	0	16	7.8	
Pittsburgh	01/14/2023		30:54	6-14	.429	3-6	.500	0-1	.000	3	8	11	5.8	1	1	3	0	0	15	8.2	
NC State	01/17/2023		17:30	2-6	.333	0-1	.000	0-4	.000	2	2	4	5.7	2	2	0	1	0	4	7.9	
Syracuse	01/21/2023	*	33:47	4-11	.364	1-6	.167	0-0	.000	0	4	4	5.6	2	7	1	2	2	9	8.0	
at Clemson	01/24/2023	*	36:45	5-14	.357	1-5	.200	0-0	.000	1	9	10	5.9	3	4	2	1	1	11	8.2	
Duke	01/28/2023	*	30:28	2-8	.250	1-3	.333	0-0	.000	0	3	3	5.7	3	5	0	0	0	5	8.0	
at NC State	02/04/2023		04:16	0-1	.000	0-0	.000	0-0	.000	0	1	1	5.5	0	0	0	0	0	0	7.6	
Notre Dame	02/08/2023		32:18	3-9	.333	1-2	.500	1-2	.500	2	7	9	5.7	2	7	0	1	2	8	7.7	
at Wake Forest	02/11/2023		30:20	7-14	.500	1-3	.333	0-0	.000	1	4	5	5.6	4	5	2	2	0	15	8.0	
<b>Totals</b>			<b>13</b>	<b>595:36</b>	<b>83-208</b>	<b>.399</b>	<b>12-46</b>	<b>.261</b>	<b>13-29</b>	<b>.448</b>	<b>29</b>	<b>106</b>	<b>135</b>	<b>5.6</b>	<b>42</b>	<b>89</b>	<b>32</b>	<b>16</b>	<b>22</b>	<b>191</b>	<b>8.0</b>

**Player Averages**

Games Played	Minutes/game	Points/game	FG Pct	3FG Pct	FT Pct	Rebounds/game	Assists/game	Turnovers/game	Assist/Turnover ratio	Steals/game	Blocks/game
24	24.8	8.0	39.9	26.1	44.8	5.6	3.7	1.3	2.8	0.9	0.7





**2022-23 Georgia Tech Men's Basketball  
Individual Game-by-Game  
All games**

**#10 MARTYNOV, Cyril**

Opponent	Date	GS	MIN	Total		3-Pointers		Free throws		Rebounds				PF	A	TO	BLK	STL	PTS	AVG
				FG-FGA	PCT	3FG-3FGA	PCT	FT-FTA	PCT	OFF	DEF	TOT	AVG							
Clayton St.	11/07/2022		01:59	0-0	.000	0-0	.000	1-2	.500	1	0	1	1.0	0	0	1	0	0	1	1.0
North Ala.	11/26/2022		02:15	1-1	1.000	0-0	.000	0-0	.000	0	1	1	1.0	0	0	1	0	0	2	1.5
Northeastern	12/02/2022		01:33	0-1	.000	0-0	.000	0-0	.000	1	1	2	1.3	0	0	0	0	0	0	1.0
Alabama St.	12/17/2022		07:41	1-3	.333	0-0	.000	0-0	.000	0	2	2	1.5	1	0	2	0	0	2	1.3
Duke	01/28/2023		01:43	0-0	.000	0-0	.000	0-0	.000	0	0	0	1.2	1	0	0	0	0	0	1.0
<b>Totals</b>		<b>0</b>	<b>15:11</b>	<b>2-5</b>	<b>.400</b>	<b>0-0</b>	<b>.000</b>	<b>1-2</b>	<b>.500</b>	<b>2</b>	<b>4</b>	<b>6</b>	<b>1.2</b>	<b>2</b>	<b>0</b>	<b>4</b>	<b>0</b>	<b>0</b>	<b>5</b>	<b>1.0</b>

**Player Averages**

Games Played	Minutes/game	Points/game	FG Pct	3FG Pct	FT Pct	Rebounds/game	Assists/game	Turnovers/game	Assist/Turnover ratio	Steals/game	Blocks/game
5	3.0	1.0	40.0	0.0	50.0	1.2	0.0	0.8	0.0	0.0	0.0



**2022-23 Georgia Tech Men's Basketball  
Individual Game-by-Game  
All games**

**#11 MAXWELL, Tristan**

Opponent	Date	GS	MIN	Total		3-Pointers		Free throws		Rebounds				PF	A	TO	BLK	STL	PTS	AVG
				FG-FGA	PCT	3FG-3FGA	PCT	FT-FTA	PCT	OFF	DEF	TOT	AVG							
Clayton St.	11/07/2022		16:21	1-6	.167	0-3	.000	2-2	1.000	0	1	1	1.0	2	2	0	0	0	4	4.0
at Georgia St.	11/12/2022		08:46	0-3	.000	0-2	.000	2-2	1.000	1	1	2	1.5	1	0	0	0	0	2	3.0
NIU	11/17/2022		11:40	1-6	.167	0-2	.000	0-0	.000	0	2	2	1.7	1	0	0	0	1	2	2.7
vs Utah	11/21/2022		13:55	4-7	.571	1-2	.500	0-0	.000	0	0	0	1.3	1	2	0	0	1	9	4.3
vs Marquette	11/23/2022		16:17	0-7	.000	0-1	.000	0-0	.000	1	1	2	1.4	2	0	0	0	0	0	3.4
at Iowa	11/29/2022		08:33	0-4	.000	0-2	.000	0-0	.000	0	0	0	1.2	1	1	0	0	0	0	2.8
Northeastern	12/02/2022		09:29	0-1	.000	0-0	.000	0-0	.000	0	1	1	1.1	0	0	0	0	0	0	2.4
at North Carolina	12/10/2022		06:18	0-2	.000	0-0	.000	0-0	.000	0	1	1	1.1	2	0	0	0	1	0	2.1
Alabama St.	12/17/2022	*	23:40	6-11	.545	5-8	.625	1-2	.500	0	0	0	1.0	1	4	1	1	0	18	3.9
Clemson	12/21/2022	*	12:29	0-2	.000	0-2	.000	0-0	.000	0	0	0	0.9	0	1	0	0	1	0	3.5
at Florida St.	01/07/2023		03:36	0-2	.000	0-1	.000	0-0	.000	0	2	2	1.0	0	0	1	0	0	0	3.2
at Notre Dame	01/10/2023		11:01	1-5	.200	1-3	.333	0-0	.000	0	2	2	1.1	2	0	1	0	0	3	3.2
Pittsburgh	01/14/2023		11:26	3-6	.500	2-2	1.000	0-1	.000	0	1	1	1.1	0	2	0	0	0	8	3.5
NC State	01/17/2023		02:12	0-1	.000	0-0	.000	0-0	.000	0	0	0	1.0	1	0	1	0	0	0	3.3
Duke	01/28/2023		21:04	4-9	.444	2-6	.333	0-0	.000	0	1	1	1.0	3	2	1	0	1	10	3.7
at Louisville	02/01/2023		12:23	0-4	.000	0-1	.000	2-4	.500	0	0	0	0.9	3	1	1	0	0	2	3.6
at NC State	02/04/2023		03:40	0-1	.000	0-0	.000	0-0	.000	1	0	1	0.9	0	0	1	0	0	0	3.4
at Wake Forest	02/11/2023		15:25	1-3	.333	0-1	.000	0-0	.000	1	1	2	1.0	1	0	2	0	1	2	3.3
<b>Totals</b>		<b>2</b>	<b>208:14</b>	<b>21-80</b>	<b>.263</b>	<b>11-36</b>	<b>.306</b>	<b>7-11</b>	<b>.636</b>	<b>4</b>	<b>14</b>	<b>18</b>	<b>1.0</b>	<b>21</b>	<b>15</b>	<b>9</b>	<b>1</b>	<b>6</b>	<b>60</b>	<b>3.3</b>

**Player Averages**

Games Played	Minutes/game	Points/game	FG Pct	3FG Pct	FT Pct	Rebounds/game	Assists/game	Turnovers/game	Assist/Turnover ratio	Steals/game	Blocks/game
18	11.6	3.3	26.3	30.6	63.6	1.0	0.8	0.5	1.7	0.3	0.1



**2022-23 Georgia Tech Men's Basketball  
Individual Game-by-Game  
All games**

**#12 BAGATSKIS, Freds Pauls**

Opponent	Date	GS	MIN	Total		3-Pointers		Free throws		Rebounds				PF	A	TO	BLK	STL	PTS	AVG
				FG-FGA	PCT	3FG-3FGA	PCT	FT-FTA	PCT	OFF	DEF	TOT	AVG							
Clayton St.	11/07/2022		01:59	0-0	.000	0-0	.000	0-0	.000	0	0	0	0.0	0	0	0	0	0	0	0.0
vs Marquette	11/23/2022		03:03	1-1	1.000	1-1	1.000	0-0	.000	0	0	0	0.0	0	0	0	0	0	3	1.5
North Ala.	11/26/2022		02:15	0-0	.000	0-0	.000	0-0	.000	0	0	0	0.0	0	0	0	0	0	0	1.0
Alabama St.	12/17/2022		05:03	0-1	.000	0-1	.000	0-0	.000	0	0	0	0.0	1	0	0	0	0	0	0.8
Duke	01/28/2023		01:45	0-1	.000	0-1	.000	0-0	.000	0	0	0	0.0	1	0	0	0	0	0	0.6
at Louisville	02/01/2023		06:25	1-3	.333	1-3	.333	0-0	.000	0	0	0	0.0	1	0	0	0	0	3	1.0
<b>Totals</b>		<b>0</b>	<b>20:30</b>	<b>2-6</b>	<b>.333</b>	<b>2-6</b>	<b>.333</b>	<b>0-0</b>	<b>.000</b>	<b>0</b>	<b>0</b>	<b>0</b>	<b>0.0</b>	<b>3</b>	<b>0</b>	<b>0</b>	<b>0</b>	<b>0</b>	<b>6</b>	<b>1.0</b>

**Player Averages**

Games Played	Minutes/game	Points/game	FG Pct	3FG Pct	FT Pct	Rebounds/game	Assists/game	Turnovers/game	Assist/Turnover ratio	Steals/game	Blocks/game
6	3.4	1.0	33.3	33.3	0.0	0.0	0.0	0.0	0.0	0.0	0.0



**2022-23 Georgia Tech Men's Basketball  
Individual Game-by-Game  
All games**

**#13 KELLY, Miles**

Opponent	Date	GS	MIN	Total		3-Pointers		Free throws		Rebounds				PF	A	TO	BLK	STL	PTS	AVG
				FG-FGA	PCT	3FG-3FGA	PCT	FT-FTA	PCT	OFF	DEF	TOT	AVG							
Clayton St.	11/07/2022		20:02	4-7	.571	2-3	.667	0-2	.000	0	3	3	3.0	4	2	0	0	0	10	10.0
at Georgia St.	11/12/2022		29:03	6-13	.462	2-3	.667	1-1	1.000	0	1	1	2.0	1	0	1	0	0	15	12.5
NIU	11/17/2022		30:18	5-15	.333	1-7	.143	2-2	1.000	0	2	2	2.0	2	0	1	0	1	13	12.7
vs Utah	11/21/2022		27:00	4-14	.286	1-7	.143	0-1	.000	1	3	4	2.5	1	0	0	0	2	9	11.8
vs Marquette	11/23/2022		25:06	2-10	.200	0-3	.000	4-4	1.000	1	2	3	2.6	0	1	3	0	0	8	11.0
North Ala.	11/26/2022	*	29:36	5-8	.625	0-2	.000	2-2	1.000	0	6	6	3.2	3	3	3	0	2	12	11.2
at Iowa	11/29/2022	*	35:15	8-14	.571	4-8	.500	1-2	.500	1	3	4	3.3	2	1	3	0	0	21	12.6
Northeastern	12/02/2022	*	30:05	5-9	.556	4-5	.800	2-2	1.000	1	3	4	3.4	2	0	2	0	0	16	13.0
Georgia	12/06/2022	*	37:34	5-13	.385	3-7	.429	4-4	1.000	1	4	5	3.6	2	2	0	0	1	17	13.4
at North Carolina	12/10/2022	*	32:58	6-12	.500	3-8	.375	0-0	.000	0	4	4	3.6	2	0	2	0	3	15	13.6
Alabama St.	12/17/2022	*	24:42	4-9	.444	2-6	.333	0-0	.000	0	2	2	3.5	1	3	0	0	1	10	13.3
Clemson	12/21/2022	*	31:39	5-12	.417	3-7	.429	4-4	1.000	0	5	5	3.6	2	1	1	1	0	17	13.6
Virginia	12/31/2022		28:19	6-13	.462	5-9	.556	3-3	1.000	0	1	1	3.4	2	0	3	0	2	20	14.1
Miami (FL)	01/04/2023	*	35:08	5-17	.294	3-9	.333	7-7	1.000	0	4	4	3.4	2	1	2	0	0	20	14.5
at Florida St.	01/07/2023	*	32:29	6-14	.429	4-8	.500	0-0	.000	0	2	2	3.3	2	2	4	0	0	16	14.6
at Notre Dame	01/10/2023	*	39:06	3-10	.300	3-7	.429	2-2	1.000	1	2	3	3.3	2	1	4	0	3	11	14.4
Pittsburgh	01/14/2023	*	27:21	2-10	.200	2-5	.400	0-0	.000	1	2	3	3.3	3	3	2	0	0	6	13.9
NC State	01/17/2023	*	31:28	4-13	.308	0-6	.000	1-2	.500	1	0	1	3.2	4	2	3	0	2	9	13.6
Syracuse	01/21/2023	*	36:23	5-14	.357	3-11	.273	0-0	.000	0	4	4	3.2	4	4	2	0	1	13	13.6
at Clemson	01/24/2023	*	29:45	4-12	.333	1-6	.167	0-0	.000	0	2	2	3.2	0	1	1	0	0	9	13.4
Duke	01/28/2023	*	31:40	2-9	.222	1-4	.250	0-0	.000	0	3	3	3.1	0	0	1	0	0	5	13.0
at Louisville	02/01/2023	*	35:41	6-16	.375	2-7	.286	2-2	1.000	1	2	3	3.1	4	1	0	0	1	16	13.1
at NC State	02/04/2023	*	36:22	7-14	.500	3-8	.375	0-0	.000	0	9	9	3.4	4	0	2	0	0	17	13.3
Notre Dame	02/08/2023	*	21:24	2-6	.333	0-3	.000	0-0	.000	0	2	2	3.3	1	1	0	0	0	4	12.9
at Wake Forest	02/11/2023	*	34:26	3-12	.250	2-7	.286	1-1	1.000	1	6	7	3.5	2	0	0	0	0	9	12.7
<b>Totals</b>		<b>19</b>	<b>772:50</b>	<b>114-296</b>	<b>.385</b>	<b>54-156</b>	<b>.346</b>	<b>36-41</b>	<b>.878</b>	<b>10</b>	<b>77</b>	<b>87</b>	<b>3.5</b>	<b>52</b>	<b>29</b>	<b>40</b>	<b>1</b>	<b>19</b>	<b>318</b>	<b>12.7</b>

**Player Averages**

Games Played	Minutes/ game	Points/ game	FG Pct	3FG Pct	FT Pct	Rebounds/ game	Assists/ game	Turnovers/ game	Assist/Turnover ratio	Steals/ game	Blocks/ game
25	30.9	12.7	38.5	34.6	87.8	3.5	1.2	1.6	0.7	0.8	0.0





**2022-23 Georgia Tech Men's Basketball  
Individual Game-by-Game  
All games**

**#14 MOORE, Jalon**

Opponent	Date	GS	MIN	Total		3-Pointers		Free throws		Rebounds				PF	A	TO	BLK	STL	PTS	AVG
				FG-FGA	PCT	3FG-3FGA	PCT	FT-FTA	PCT	OFF	DEF	TOT	AVG							
Clayton St.	11/07/2022		17:19	4-6	.667	0-2	.000	3-5	.600	3	6	9	9.0	2	0	2	2	0	11	11.0
at Georgia St.	11/12/2022		18:36	2-4	.500	0-0	.000	3-4	.750	2	5	7	8.0	4	0	1	1	2	7	9.0
NIU	11/17/2022		17:25	3-8	.375	0-0	.000	0-0	.000	2	4	6	7.3	2	0	3	2	0	6	8.0
vs Utah	11/21/2022		13:19	1-4	.250	0-0	.000	0-2	.000	1	1	2	6.0	3	0	1	1	1	2	6.5
vs Marquette	11/23/2022		13:01	1-5	.200	0-2	.000	0-0	.000	0	2	2	5.2	1	0	1	1	0	2	5.6
North Ala.	11/26/2022	*	31:55	6-11	.545	0-2	.000	1-2	.500	2	6	8	5.7	1	1	1	0	1	13	6.8
at Iowa	11/29/2022	*	28:57	4-5	.800	0-0	.000	2-2	1.000	4	4	8	6.0	3	0	2	0	3	10	7.3
Northeastern	12/02/2022	*	38:11	3-10	.300	0-3	.000	10-10	1.000	4	5	9	6.4	3	2	0	3	0	16	8.4
Georgia	12/06/2022	*	32:30	5-11	.455	0-1	.000	2-4	.500	1	1	2	5.9	1	0	1	1	1	12	8.8
at North Carolina	12/10/2022	*	28:05	6-10	.600	1-2	.500	2-2	1.000	0	5	5	5.8	4	1	2	1	2	15	9.4
Alabama St.	12/17/2022	*	25:24	5-8	.625	0-0	.000	5-6	.833	4	3	7	5.9	0	2	0	3	2	15	9.9
Clemson	12/21/2022	*	32:06	5-10	.500	0-2	.000	2-5	.400	5	4	9	6.2	3	4	3	2	1	12	10.1
Virginia	12/31/2022	*	21:49	0-2	.000	0-0	.000	2-2	1.000	0	1	1	5.8	0	0	1	0	1	2	9.5
Miami (FL)	01/04/2023	*	19:36	4-7	.571	0-0	.000	2-2	1.000	2	4	6	5.8	2	2	3	0	1	10	9.5
at Florida St.	01/07/2023	*	22:21	1-4	.250	0-1	.000	5-6	.833	2	3	5	5.7	1	0	1	0	0	7	9.3
Pittsburgh	01/14/2023	*	10:16	1-3	.333	1-2	.500	0-0	.000	0	2	2	5.5	1	0	2	1	0	3	8.9
NC State	01/17/2023	*	32:09	8-14	.571	0-2	.000	1-3	.333	4	4	8	5.6	2	1	1	1	2	17	9.4
Syracuse	01/21/2023	*	26:40	4-13	.308	0-0	.000	3-6	.500	2	3	5	5.6	4	2	3	1	0	11	9.5
at Clemson	01/24/2023	*	27:14	2-5	.400	1-2	.500	3-4	.750	3	3	6	5.6	3	0	2	2	0	8	9.4
Duke	01/28/2023	*	16:31	0-5	.000	0-2	.000	1-2	.500	0	3	3	5.5	3	0	2	0	0	1	9.0
at Louisville	02/01/2023		19:02	1-6	.167	0-1	.000	2-4	.500	4	4	8	5.6	3	1	0	1	1	4	8.8
at NC State	02/04/2023		02:35	0-1	.000	0-1	.000	0-0	.000	0	0	0	5.4	0	0	1	0	0	0	8.4
Notre Dame	02/08/2023		11:17	0-1	.000	0-0	.000	0-0	.000	0	3	3	5.3	1	1	2	0	0	0	8.0
at Wake Forest	02/11/2023		21:07	2-8	.250	1-2	.500	4-4	1.000	1	2	3	5.2	2	3	0	2	2	9	8.0
<b>Totals</b>		<b>15</b>	<b>527:25</b>	<b>68-161</b>	<b>.422</b>	<b>4-27</b>	<b>.148</b>	<b>53-75</b>	<b>.707</b>	<b>46</b>	<b>78</b>	<b>124</b>	<b>5.2</b>	<b>49</b>	<b>20</b>	<b>35</b>	<b>25</b>	<b>20</b>	<b>193</b>	<b>8.0</b>

**Player Averages**

Games Played	Minutes/game	Points/game	FG Pct	3FG Pct	FT Pct	Rebounds/game	Assists/game	Turnovers/game	Assist/Turnover ratio	Steals/game	Blocks/game
24	22.0	8.0	42.2	14.8	70.7	5.2	0.8	1.5	0.6	0.8	1.0



2022-23 Georgia Tech Men's Basketball  
Individual Game-by-Game  
All games

#23 MEKA, Jordan

Opponent	Date	GS	MIN	Total		3-Pointers		Free throws		Rebounds				PF	A	TO	BLK	STL	PTS	AVG
				FG-FGA	PCT	3FG-3FGA	PCT	FT-FTA	PCT	OFF	DEF	TOT	AVG							
at Georgia St.	11/12/2022		00:25	0-0	.000	0-0	.000	0-0	.000	0	0	0	0.0	0	0	0	0	0	0	0.0
at Iowa	11/29/2022		03:02	0-1	.000	0-0	.000	0-0	.000	0	0	0	0.0	1	0	0	0	0	0	0.0
Northeastern	12/02/2022		05:06	0-2	.000	0-0	.000	0-0	.000	2	1	3	1.0	0	0	0	0	0	0	0.0
at North Carolina	12/10/2022		08:09	0-0	.000	0-0	.000	0-0	.000	0	1	1	1.0	4	0	0	1	1	0	0.0
Alabama St.	12/17/2022		16:35	2-3	.667	0-0	.000	0-0	.000	1	3	4	1.6	5	0	0	2	0	4	0.8
Syracuse	01/21/2023		01:21	0-0	.000	0-0	.000	0-0	.000	1	0	1	1.5	0	0	0	0	0	0	0.7
at Clemson	01/24/2023		04:25	0-0	.000	0-0	.000	0-0	.000	0	0	0	1.3	1	0	0	1	0	0	0.6
at NC State	02/04/2023		03:24	0-1	.000	0-0	.000	0-0	.000	1	2	3	1.5	1	0	0	0	0	0	0.5
<b>Totals</b>		<b>0</b>	<b>42:27</b>	<b>2-7</b>	<b>.286</b>	<b>0-0</b>	<b>.000</b>	<b>0-0</b>	<b>.000</b>	<b>5</b>	<b>7</b>	<b>12</b>	<b>1.5</b>	<b>12</b>	<b>0</b>	<b>0</b>	<b>4</b>	<b>1</b>	<b>4</b>	<b>0.5</b>

Player Averages

Games Played	Minutes/game	Points/game	FG Pct	3FG Pct	FT Pct	Rebounds/game	Assists/game	Turnovers/game	Assist/Turnover ratio	Steals/game	Blocks/game
8	5.3	0.5	28.6	0.0	0.0	1.5	0.0	0.0	0.0	0.1	0.5



**2022-23 Georgia Tech Men's Basketball  
Individual Game-by-Game  
All games**

**#24 HOWARD, Rodney**

Opponent	Date	GS	MIN	Total		3-Pointers		Free throws		Rebounds				PF	A	TO	BLK	STL	PTS	AVG
				FG-FGA	PCT	3FG-3FGA	PCT	FT-FTA	PCT	OFF	DEF	TOT	AVG							
Clayton St.	11/07/2022	*	19:31	7-13	.538	0-0	.000	1-2	.500	10	3	13	13.0	2	3	3	1	2	15	15.0
at Georgia St.	11/12/2022	*	24:04	0-1	.000	0-0	.000	0-0	.000	0	3	3	8.0	4	3	5	0	1	0	7.5
NIU	11/17/2022	*	08:51	1-2	.500	0-0	.000	0-0	.000	0	0	0	5.3	3	0	0	0	1	2	5.7
vs Utah	11/21/2022	*	05:39	0-2	.000	0-0	.000	0-0	.000	1	1	2	4.5	1	0	0	1	0	0	4.3
vs Marquette	11/23/2022		04:37	1-1	1.000	0-0	.000	0-0	.000	1	1	2	4.0	0	0	1	0	0	2	3.8
North Ala.	11/26/2022		15:06	1-1	1.000	0-0	.000	0-0	.000	1	1	2	3.7	0	2	0	0	0	2	3.5
Northeastern	12/02/2022		12:06	4-7	.571	0-0	.000	4-4	1.000	4	3	7	4.1	2	1	1	0	0	12	4.7
Georgia	12/06/2022		11:35	4-4	1.000	0-0	.000	0-0	.000	0	1	1	3.8	2	0	0	0	0	8	5.1
at North Carolina	12/10/2022		25:25	3-3	1.000	0-0	.000	0-0	.000	1	1	2	3.6	4	1	4	0	0	6	5.2
Alabama St.	12/17/2022	*	18:18	5-6	.833	0-0	.000	1-2	.500	1	10	11	4.3	4	3	0	1	0	11	5.8
Clemson	12/21/2022	*	25:33	2-3	.667	0-0	.000	1-2	.500	0	6	6	4.5	2	0	1	0	0	5	5.7
Virginia	12/31/2022	*	27:54	4-6	.667	0-0	.000	0-0	.000	1	4	5	4.5	1	1	4	0	1	8	5.9
Miami (FL)	01/04/2023	*	26:09	2-3	.667	0-0	.000	0-0	.000	2	6	8	4.8	3	3	3	1	0	4	5.8
at Florida St.	01/07/2023	*	30:02	0-2	.000	0-0	.000	0-0	.000	4	0	4	4.7	2	2	0	1	1	0	5.4
at Notre Dame	01/10/2023	*	13:02	1-3	.333	0-0	.000	0-0	.000	2	1	3	4.6	2	0	1	0	1	2	5.1
Pittsburgh	01/14/2023	*	33:38	3-6	.500	0-0	.000	0-1	.000	4	6	10	4.9	2	1	1	1	0	6	5.2
NC State	01/17/2023	*	28:45	4-8	.500	0-0	.000	1-2	.500	4	3	7	5.1	3	5	2	1	0	9	5.4
Syracuse	01/21/2023	*	25:21	2-2	1.000	0-0	.000	0-0	.000	3	1	4	5.0	1	1	1	1	0	4	5.3
at Clemson	01/24/2023	*	11:24	0-2	.000	0-0	.000	0-0	.000	3	0	3	4.9	3	0	0	0	0	0	5.1
Duke	01/28/2023	*	29:19	3-8	.375	0-0	.000	3-4	.750	3	3	6	5.0	1	1	3	3	0	9	5.3
at Louisville	02/01/2023	*	16:26	0-1	.000	0-0	.000	0-0	.000	0	1	1	4.8	2	1	0	0	0	0	5.0
Notre Dame	02/08/2023		09:05	0-1	.000	0-0	.000	0-2	.000	2	0	2	4.6	0	0	0	1	0	0	4.8
at Wake Forest	02/11/2023		01:50	1-2	.500	0-0	.000	0-0	.000	1	0	1	4.5	1	0	0	0	0	2	4.7
<b>Totals</b>		<b>16</b>	<b>423:39</b>	<b>48-87</b>	<b>.552</b>	<b>0-0</b>	<b>.000</b>	<b>11-19</b>	<b>.579</b>	<b>48</b>	<b>55</b>	<b>103</b>	<b>4.5</b>	<b>45</b>	<b>28</b>	<b>30</b>	<b>12</b>	<b>7</b>	<b>107</b>	<b>4.7</b>

**Player Averages**

Games Played	Minutes/game	Points/game	FG Pct	3FG Pct	FT Pct	Rebounds/game	Assists/game	Turnovers/game	Assist/Turnover ratio	Steals/game	Blocks/game
23	18.4	4.7	55.2	0.0	57.9	4.5	1.2	1.3	0.9	0.3	0.5



**2022-23 Georgia Tech Men's Basketball  
Player Highs Analysis  
All games**

**Georgia Tech - Individual Game Highs**

<b>POINTS</b>	24		Lance Terry vs Miami (FL) (01/04/2023)
	21		Miles Kelly at Iowa (11/29/2022)
	20		Miles Kelly vs Miami (FL) (01/04/2023)
	20		Miles Kelly vs Virginia (12/31/2022)
	19		Lance Terry vs Notre Dame (02/08/2023)
<b>FIELD GOALS MADE</b>	8		Lance Terry vs Notre Dame (02/08/2023)
	8		Jalon Moore vs NC State (01/17/2023)
	8		Lance Terry vs Miami (FL) (01/04/2023)
	8		Miles Kelly at Iowa (11/29/2022)
<b>FIELD GOAL ATTEMPTS</b>	17		Miles Kelly vs Miami (FL) (01/04/2023)
	16		Miles Kelly at Louisville (02/01/2023)
	16		Kyle Sturdivant at Louisville (02/01/2023)
<b>FIELD GOAL PERCENTAGE (min 5 made)</b>	.833	(5-6)	Rodney Howard vs Alabama St. (12/17/2022)
	.833	(5-6)	Lance Terry vs Alabama St. (12/17/2022)
	.833	(5-6)	Lance Terry vs Northeastern (12/02/2022)
<b>3 PT FG MADE</b>	5		Dallan "Deebo" Coleman vs Syracuse (01/21/2023)
	5		Miles Kelly vs Virginia (12/31/2022)
	5		Tristan Maxwell vs Alabama St. (12/17/2022)
<b>3 PT FG ATTEMPTS</b>	11		Miles Kelly vs Syracuse (01/21/2023)
	9		Kyle Sturdivant at Louisville (02/01/2023)
	9		Miles Kelly vs Miami (FL) (01/04/2023)
	9		Miles Kelly vs Virginia (12/31/2022)
<b>3 PT FG PERCENTAGE (min 2 made)</b>	1.000	(2-2)	Tristan Maxwell vs Pittsburgh (01/14/2023)
	.800	(4-5)	Lance Terry vs Miami (FL) (01/04/2023)
	.800	(4-5)	Miles Kelly vs Northeastern (12/02/2022)
<b>FREE THROWS MADE</b>	10		Jalon Moore vs Northeastern (12/02/2022)
	9		Dallan "Deebo" Coleman at Georgia St. (11/12/2022)
<b>FREE THROW ATTEMPTS</b>	13		Dallan "Deebo" Coleman at Georgia St. (11/12/2022)
	10		Jalon Moore vs Northeastern (12/02/2022)
<b>FREE THROW PERCENTAGE (min 3 made)</b>	1.000	(10-10)	Jalon Moore vs Northeastern (12/02/2022)
	1.000	(7-7)	Miles Kelly vs Miami (FL) (01/04/2023)
	1.000	(6-6)	Dallan "Deebo" Coleman vs North Ala. (11/26/2022)
	1.000	(4-4)	Jalon Moore at Wake Forest (02/11/2023)
	1.000	(4-4)	Dallan "Deebo" Coleman vs Miami (FL) (01/04/2023)
	1.000	(4-4)	Miles Kelly vs Clemson (12/21/2022)
	1.000	(4-4)	Miles Kelly vs Georgia (12/06/2022)
	1.000	(4-4)	Rodney Howard vs Northeastern (12/02/2022)
	1.000	(4-4)	Miles Kelly vs Marquette (N) (11/23/2022)
	1.000	(3-3)	Dallan "Deebo" Coleman vs Notre Dame (02/08/2023)
1.000	(3-3)	Miles Kelly vs Virginia (12/31/2022)	
1.000	(3-3)	Ja'von Franklin at Iowa (11/29/2022)	
<b>REBOUNDS</b>	15		Ja'von Franklin at Wake Forest (02/11/2023)
	14		Ja'von Franklin vs Marquette (N) (11/23/2022)
<b>ASSISTS</b>	8		Kyle Sturdivant vs Virginia (12/31/2022)
	7		Deivon Smith vs Notre Dame (02/08/2023)
	7		Deivon Smith vs Syracuse (01/21/2023)
	7		Deivon Smith at Notre Dame (01/10/2023)
	7		Kyle Sturdivant vs Alabama St. (12/17/2022)





2022-23 Georgia Tech Men's Basketball  
Player Highs Analysis  
All games

Georgia Tech - Individual Game Highs

<b>STEALS</b>	4	Ja'von Franklin at Louisville (02/01/2023)
	3	Miles Kelly at Notre Dame (01/10/2023)
	3	Lance Terry at Florida St. (01/07/2023)
	3	Miles Kelly at North Carolina (12/10/2022)
	3	Ja'von Franklin vs Northeastern (12/02/2022)
	3	Jalon Moore at Iowa (11/29/2022)
	3	Ja'von Franklin vs Utah (N) (11/21/2022)
	3	Deivon Smith at Georgia St. (11/12/2022)
<b>BLOCKED SHOTS</b>	5	Ja'von Franklin at NC State (02/04/2023)
	5	Ja'von Franklin vs NIU (11/17/2022)
<b>TURNOVERS</b>	5	Kyle Sturdivant vs Virginia (12/31/2022)
	5	Rodney Howard at Georgia St. (11/12/2022)
<b>FOULS</b>	5	Ja'von Franklin at NC State (02/04/2023)
	5	Jordan Meka vs Alabama St. (12/17/2022)



**2022-23 Georgia Tech Men's Basketball  
Player Highs Analysis  
All games**

**Opponent - Individual Game Highs**

<b>POINTS</b>	31		Kris Murray at Iowa (11/29/2022)
	28		Joseph Girard III vs Syracuse (01/21/2023)
	25		Terquavion Smith vs NC State (01/17/2023)
	25		PJ Hall vs Clemson (12/21/2022)
	24		D.J. Burns Jr. at NC State (02/04/2023)
<b>FIELD GOALS MADE</b>	12		PJ Hall vs Clemson (12/21/2022)
	11		D.J. Burns Jr. at NC State (02/04/2023)
	11		Joseph Girard III vs Syracuse (01/21/2023)
	11		Kris Murray at Iowa (11/29/2022)
<b>FIELD GOAL ATTEMPTS</b>	21		D.J. Burns Jr. at NC State (02/04/2023)
	21		Joseph Girard III vs Syracuse (01/21/2023)
<b>FIELD GOAL PERCENTAGE (min 5 made)</b>	1.000	(5-5)	Bryson Dawkins vs North Ala. (11/26/2022)
	.889	(8-9)	Maliq Brown vs Syracuse (01/21/2023)
<b>3 PT FG MADE</b>	6		Joseph Girard III vs Syracuse (01/21/2023)
	4		Casey Morsell at NC State (02/04/2023)
	4		Jae'Lyn Withers at Louisville (02/01/2023)
	4		Jeremy Roach vs Duke (01/28/2023)
	4		Terquavion Smith vs NC State (01/17/2023)
	4		Darin Green Jr. at Florida St. (01/07/2023)
	4		Kris Murray at Iowa (11/29/2022)
	4		Kam Jones vs Marquette (N) (11/23/2022)
<b>3 PT FG ATTEMPTS</b>	12		Nijel Pack vs Miami (FL) (01/04/2023)
	11		Terquavion Smith vs NC State (01/17/2023)
	11		Darin Green Jr. at Florida St. (01/07/2023)
<b>3 PT FG PERCENTAGE (min 2 made)</b>	1.000	(2-2)	Jailyn Ingram vs Georgia (12/06/2022)
	1.000	(2-2)	Mardrez McBride vs Georgia (12/06/2022)
	1.000	(2-2)	Branden Carlson vs Utah (N) (11/21/2022)
<b>FREE THROWS MADE</b>	9		Cameron Hildreth at Wake Forest (02/11/2023)
	9		Jarkel Joiner vs NC State (01/17/2023)
<b>FREE THROW ATTEMPTS</b>	12		Cameron Hildreth at Wake Forest (02/11/2023)
	12		Masai Troutman vs Northeastern (12/02/2022)
<b>FREE THROW PERCENTAGE (min 3 made)</b>	1.000	(9-9)	Jarkel Joiner vs NC State (01/17/2023)
	1.000	(7-7)	Ernest Ross at NC State (02/04/2023)
	1.000	(7-7)	Jamarius Burton vs Pittsburgh (01/14/2023)
	1.000	(6-6)	Cormac Ryan vs Notre Dame (02/08/2023)
	1.000	(6-6)	Kamari Lands at Louisville (02/01/2023)
	1.000	(5-5)	Kadin Shedrick vs Virginia (12/31/2022)
	1.000	(5-5)	Marco Anthony vs Utah (N) (11/21/2022)
	1.000	(4-4)	Tyree Appleby at Wake Forest (02/11/2023)
	1.000	(4-4)	Nate Laszewski vs Notre Dame (02/08/2023)
	1.000	(4-4)	PJ Hall at Clemson (01/24/2023)
	1.000	(4-4)	Casey Morsell vs NC State (01/17/2023)
	1.000	(4-4)	Nike Sibande vs Pittsburgh (01/14/2023)
	1.000	(4-4)	Pete Nance at North Carolina (12/10/2022)
	1.000	(4-4)	Chase Ross vs Marquette (N) (11/23/2022)
	1.000	(3-3)	Dane Goodwin vs Notre Dame (02/08/2023)
1.000	(3-3)	Brevin Galloway vs Clemson (12/21/2022)	
1.000	(3-3)	Kam Jones vs Marquette (N) (11/23/2022)	
<b>REBOUNDS</b>	20		Kris Murray at Iowa (11/29/2022)
	15		Zarique Nutter vs NIU (11/17/2022)
<b>ASSISTS</b>	10		Terquavion Smith at NC State (02/04/2023)
	8		Tyrese Proctor vs Duke (01/28/2023)
	8		Kihei Clark vs Virginia (12/31/2022)
<b>STEALS</b>	6		Wooga Poplar vs Miami (FL) (01/04/2023)
	5		Armaan Franklin vs Virginia (12/31/2022)



2022-23 Georgia Tech Men's Basketball  
Player Highs Analysis  
All games

**Opponent - Individual Game Highs**

<b>BLOCKED SHOTS</b>	5	Oso Ighodaro vs Marquette (N) (11/23/2022)
	3	Dereck Lively II vs Duke (01/28/2023)
	3	Jesse Edwards vs Syracuse (01/21/2023)
	3	Casey Morsell vs NC State (01/17/2023)
	3	Federiko Federiko vs Pittsburgh (01/14/2023)
<b>TURNOVERS</b>	5	D.J. Burns Jr. vs NC State (01/17/2023)
	5	Terry Roberts vs Georgia (12/06/2022)
	5	Filip Rebraca at Iowa (11/29/2022)
	5	David Coit vs NIU (11/17/2022)
	5	Brian Coffey II vs Clayton St. (11/07/2022)
<b>FOULS</b>	5	Ernest Ross vs NC State (01/17/2023)
	5	Greg Gantt vs NC State (01/17/2023)
	5	Norchad Omier vs Miami (FL) (01/04/2023)
	5	Olivier-Maxence Prosper vs Marquette (N) (11/23/2022)
	5	Rollie Worster vs Utah (N) (11/21/2022)



**Georgia Tech Men's Basketball**  
**Individual Career Summaries**  
**All games**

**BAGATSKIS, Freds pauls**

				Field Goals		3-Point		F-Throws		Rebounds									Scoring	
SEASON	TEAM	GP-GS	MIN/AVG	FG-FGA	FG%	3FG-3FGA	3FG%	FT-FTA	FT%	OFF	DEF	TOT	AVG	PF-FO	A	TO	BLK	STL	PTS	AVG
2022-23	GaTech	6-0	20/3.4	2-6	.333	2-6	.333	0-0	.000	0	0	0	0.0	3-0	0	0	0	0	6	1.0
<b>TOTAL</b>		<b>6-0</b>	<b>20/3.4</b>	<b>2-6</b>	<b>.333</b>	<b>2-6</b>	<b>.333</b>	<b>0-0</b>	<b>.000</b>	<b>0</b>	<b>0</b>	<b>0</b>	<b>0.0</b>	<b>3-0</b>	<b>0</b>	<b>0</b>	<b>0</b>	<b>0</b>	<b>6</b>	<b>1.0</b>

**Single Game Highs**

Statistic	Value	
Points	3	at Louisville 02/01/23, vs Marquette 11/23/22
FG Made	1	at Louisville 02/01/23, vs Marquette 11/23/22
FG Attempts	3	at Louisville 02/01/23
3FG Made	1	at Louisville 02/01/23, vs Marquette 11/23/22
3FG Attempts	3	at Louisville 02/01/23

**BOYD, Coleman**

				Field Goals		3-Point		F-Throws		Rebounds									Scoring	
SEASON	TEAM	GP-GS	MIN/AVG	FG-FGA	FG%	3FG-3FGA	3FG%	FT-FTA	FT%	OFF	DEF	TOT	AVG	PF-FO	A	TO	BLK	STL	PTS	AVG
2019-20	GaTech	4-0	7/1.8	2-5	.400	1-4	.250	0-0	.000	0	2	2	0.5	1-0	3	0	0	1	5	1.3
2020-21	GaTech	2-0	2/1.0	0-0	.000	0-0	.000	0-0	.000	0	0	0	0.0	0-0	0	0	0	0	0	0.0
2021-22	GaTech	1-0	1/1.3	0-0	.000	0-0	.000	0-0	.000	0	0	0	0.0	0-0	1	0	0	0	0	0.0
2022-23	GaTech	4-0	5/1.2	1-3	.333	1-2	.500	0-0	.000	0	0	0	0.0	0-0	0	1	0	0	3	0.8
<b>TOTAL</b>		<b>11-0</b>	<b>15/1.4</b>	<b>3-8</b>	<b>.375</b>	<b>2-6</b>	<b>.333</b>	<b>0-0</b>	<b>.000</b>	<b>0</b>	<b>2</b>	<b>2</b>	<b>0.2</b>	<b>1-0</b>	<b>4</b>	<b>1</b>	<b>0</b>	<b>1</b>	<b>8</b>	<b>0.7</b>

**Single Game Highs**

Statistic	Value	
Points	3	vs Morehouse 01/28/20, vs Alabama St. 12/17/22
Rebounds	1	vs Elon 11/11/19, vs Virginia Tech 02/04/20
Assists	2	vs Morehouse 01/28/20
Steals	1	vs Morehouse 01/28/20
FG Made	1	vs Morehouse 01/28/20, at Hawaii 12/25/19, vs Alabama St. 12/17/22
FG Attempts	3	vs Morehouse 01/28/20
3FG Made	1	vs Morehouse 01/28/20, vs Alabama St. 12/17/22
3FG Attempts	3	vs Morehouse 01/28/20



**Georgia Tech Men's Basketball**  
**Individual Career Summaries**  
**All games**

**COLEMAN, Dallan "deebo"**

				Field Goals		3-Point		F-Throws		Rebounds									Scoring	
SEASON	TEAM	GP-GS	MIN/AVG	FG-FGA	FG%	3FG-3FGA	3FG%	FT-FTA	FT%	OFF	DEF	TOT	AVG	PF-FO	A	TO	BLK	STL	PTS	AVG
2021-22	GaTech	31-5	734/23.7	63-161	.391	43-104	.413	23-32	.719	12	46	58	1.9	70-1	19	21	3	28	192	6.2
2022-23	GaTech	25-23	740/29.6	77-201	.383	40-126	.317	38-56	.679	10	62	72	2.9	54-0	23	32	6	16	232	9.3
<b>TOTAL</b>		<b>56-28</b>	<b>1474/26.3</b>	<b>140-362</b>	<b>.387</b>	<b>83-230</b>	<b>.361</b>	<b>61-88</b>	<b>.693</b>	<b>22</b>	<b>108</b>	<b>130</b>	<b>2.3</b>	<b>124-1</b>	<b>42</b>	<b>53</b>	<b>9</b>	<b>44</b>	<b>424</b>	<b>7.6</b>

**Single Game Highs**

Statistic	Value	
Points	19	vs Lamar University 11/15/21
Rebounds	6	vs NIU 11/17/22, vs Miami (FL) 01/04/23
Assists	3	4 times
Steals	3	6 times
Blocks	2	vs Duke 01/28/23
FG Made	6	vs Lamar University 11/15/21, at Miami (FL) 02/09/22, vs Syracuse 01/21/23
FG Attempts	13	vs Miami (FL) 01/04/23, at Clemson 01/24/23
3FG Made	5	vs Lamar University 11/15/21, vs Syracuse 01/21/23
3FG Attempts	8	4 times
FT Made	9	at Georgia St. 11/12/22
FT Attempts	13	at Georgia St. 11/12/22

**DANIELS, Brayden**

				Field Goals		3-Point		F-Throws		Rebounds									Scoring	
SEASON	TEAM	GP-GS	MIN/AVG	FG-FGA	FG%	3FG-3FGA	3FG%	FT-FTA	FT%	OFF	DEF	TOT	AVG	PF-FO	A	TO	BLK	STL	PTS	AVG
2021-22	GaTech	1-0	1/1.3	0-0	.000	0-0	.000	0-0	.000	0	0	0	0.0	0-0	0	0	0	0	0	0.0
2022-23	GaTech	4-0	5/1.2	0-0	.000	0-0	.000	0-2	.000	1	1	2	0.5	1-0	0	0	0	0	0	0.0
<b>TOTAL</b>		<b>5-0</b>	<b>6/1.2</b>	<b>0-0</b>	<b>.000</b>	<b>0-0</b>	<b>.000</b>	<b>0-2</b>	<b>.000</b>	<b>1</b>	<b>1</b>	<b>2</b>	<b>0.4</b>	<b>1-0</b>	<b>0</b>	<b>0</b>	<b>0</b>	<b>0</b>	<b>0</b>	<b>0.0</b>

**Single Game Highs**

Statistic	Value	
Rebounds	1	vs Clayton St. 11/07/22, vs Northeastern 12/02/22
FT Attempts	2	vs Northeastern 12/02/22





**Georgia Tech Men's Basketball  
Individual Career Summaries  
All games**

**FRANKLIN, Ja'von**

SEASON	TEAM	GP-GS	MIN/AVG	Field Goals		3-Point		F-Throws		Rebounds				Scoring						
				FG-FGA	FG%	3FG-3FGA	3FG%	FT-FTA	FT%	OFF	DEF	TOT	AVG	PF-FO	A	TO	BLK	STL	PTS	AVG
2019-20	AUB	5-0	6/1.2	0-0	.000	0-0	.000	0-0	.000	0	1	1	0.2	0-0	1	1	0	0	0	0.0
2020-21	AUB	23-0	123/5.4	11-29	.379	2-8	.250	5-10	.500	15	22	37	1.6	8-0	4	9	11	3	29	1.3
2021-22	USA	32-31	896/28.0	156-238	.655	0-2	.000	78-122	.639	94	157	251	7.8	77-1	32	43	43	40	390	12.2
2022-23	GaTech	24-11	579/24.1	81-142	.570	0-3	.000	38-51	.745	65	85	150	6.3	51-1	39	26	36	28	200	8.3
<b>TOTAL FOR GaTech</b>		<b>24-11</b>	<b>579/24.1</b>	<b>81-142</b>	<b>.570</b>	<b>0-3</b>	<b>.000</b>	<b>38-51</b>	<b>.745</b>	<b>65</b>	<b>85</b>	<b>150</b>	<b>6.3</b>	<b>51-1</b>	<b>39</b>	<b>26</b>	<b>36</b>	<b>28</b>	<b>200</b>	<b>8.3</b>
<b>TOTAL</b>		<b>84-42</b>	<b>1604/19.1</b>	<b>248-409</b>	<b>.606</b>	<b>2-13</b>	<b>.154</b>	<b>121-183</b>	<b>.661</b>	<b>174</b>	<b>265</b>	<b>439</b>	<b>5.2</b>	<b>136-2</b>	<b>76</b>	<b>79</b>	<b>90</b>	<b>71</b>	<b>619</b>	<b>7.4</b>

**Single Game Highs**

Statistic	Value	
Points	28	vs USC Upstate 03/21/22
Rebounds	15	at UT Arlington 12/30/21, at Wake Forest 02/11/23
Assists	5	at NC State 02/04/23
Steals	4	4 times
Blocks	5	vs NIU 11/17/22, at NC State 02/04/23
FG Made	10	vs Southern Miss. 12/01/21, vs USC Upstate 03/21/22
FG Attempts	18	vs Coastal Carolina 03/28/22
3FG Made	2	at Arkansas 01/20/21
3FG Attempts	2	at Arkansas 01/20/21
FT Made	8	vs USC Upstate 03/21/22
FT Attempts	10	vs Ga. Southern 01/15/22, vs USC Upstate 03/21/22

**HILL, Jermontae**

SEASON	TEAM	GP-GS	MIN/AVG	Field Goals		3-Point		F-Throws		Rebounds				Scoring						
				FG-FGA	FG%	3FG-3FGA	3FG%	FT-FTA	FT%	OFF	DEF	TOT	AVG	PF-FO	A	TO	BLK	STL	PTS	AVG
2022-23	GaTech	4-0	4/1.0	0-0	.000	0-0	.000	0-0	.000	0	0	0	0.0	2-0	0	1	0	0	0	0.0
<b>TOTAL</b>		<b>4-0</b>	<b>4/1.0</b>	<b>0-0</b>	<b>.000</b>	<b>0-0</b>	<b>.000</b>	<b>0-0</b>	<b>.000</b>	<b>0</b>	<b>0</b>	<b>0</b>	<b>0.0</b>	<b>2-0</b>	<b>0</b>	<b>1</b>	<b>0</b>	<b>0</b>	<b>0</b>	<b>0.0</b>



**Georgia Tech Men's Basketball  
Individual Career Summaries  
All games**

**HOWARD, Rodney**

SEASON	TEAM	GP-GS	MIN/AVG	Field Goals		3-Point		F-Throws		Rebounds				Other					Scoring	
				FG-FGA	FG%	3FG-3FGA	3FG%	FT-FTA	FT%	OFF	DEF	TOT	AVG	PF-FO	A	TO	BLK	STL	PTS	AVG
2019-20	UGa	24-2	174/7.2	13-23	.565	0-0	.000	5-18	.278	15	20	35	1.5	31-0	3	10	15	2	31	1.3
2020-21	GaTech	19-2	143/7.6	13-25	.520	0-0	.000	5-7	.714	5	21	26	1.4	28-0	3	4	8	3	31	1.6
2021-22	GaTech	27-25	668/24.7	74-132	.561	0-0	.000	27-44	.614	56	82	138	5.1	83-6	40	40	20	11	175	6.5
2022-23	GaTech	23-16	424/18.4	48-87	.552	0-0	.000	11-19	.579	48	55	103	4.5	45-0	28	30	12	7	107	4.7
<b>TOTAL FOR GaTech</b>		<b>69-43</b>	<b>1235/17.9</b>	<b>135-244</b>	<b>.553</b>	<b>0-0</b>	<b>.000</b>	<b>43-70</b>	<b>.614</b>	<b>109</b>	<b>158</b>	<b>267</b>	<b>3.9</b>	<b>156-6</b>	<b>71</b>	<b>74</b>	<b>40</b>	<b>21</b>	<b>313</b>	<b>4.5</b>
<b>TOTAL</b>		<b>93-45</b>	<b>1409/15.1</b>	<b>148-267</b>	<b>.554</b>	<b>0-0</b>	<b>.000</b>	<b>48-88</b>	<b>.545</b>	<b>124</b>	<b>178</b>	<b>302</b>	<b>3.2</b>	<b>187-6</b>	<b>74</b>	<b>84</b>	<b>55</b>	<b>23</b>	<b>344</b>	<b>3.7</b>

**Single Game Highs**

Statistic	Value	
Points	19	at Syracuse 02/21/22
Rebounds	14	vs Miami (OH) 11/09/21
Assists	5	vs NC State 01/17/23
Steals	2	vs Ga. Southern 11/26/21, at Virginia Tech 02/02/22, vs Clayton St. 11/07/22
Blocks	4	vs N.C. Central 12/04/19, vs LSU 12/11/21
FG Made	7	at Syracuse 02/21/22, vs NC State 02/15/22, vs Clayton St. 11/07/22
FG Attempts	13	vs Clayton St. 11/07/22
FT Made	5	vs Wisconsin 12/01/21, at Syracuse 02/21/22
FT Attempts	8	vs Wisconsin 12/01/21

**KELLY, Miles**

SEASON	TEAM	GP-GS	MIN/AVG	Field Goals		3-Point		F-Throws		Rebounds				Other					Scoring	
				FG-FGA	FG%	3FG-3FGA	3FG%	FT-FTA	FT%	OFF	DEF	TOT	AVG	PF-FO	A	TO	BLK	STL	PTS	AVG
2021-22	GaTech	30-1	434/14.5	48-118	.407	26-75	.347	13-18	.722	7	36	43	1.4	30-0	15	19	3	15	135	4.5
2022-23	GaTech	25-19	773/30.9	114-296	.385	54-156	.346	36-41	.878	10	77	87	3.5	52-0	29	40	1	19	318	12.7
<b>TOTAL</b>		<b>55-20</b>	<b>1206/21.9</b>	<b>162-414</b>	<b>.391</b>	<b>80-231</b>	<b>.346</b>	<b>49-59</b>	<b>.831</b>	<b>17</b>	<b>113</b>	<b>130</b>	<b>2.4</b>	<b>82-0</b>	<b>44</b>	<b>59</b>	<b>4</b>	<b>34</b>	<b>453</b>	<b>8.2</b>

**Single Game Highs**

Statistic	Value	
Points	21	at Iowa 11/29/22
Rebounds	9	at NC State 02/04/23
Assists	4	vs Syracuse 01/21/23
Steals	3	at North Carolina 12/10/22, at Notre Dame 01/10/23
Blocks	1	4 times
FG Made	8	at Iowa 11/29/22
FG Attempts	17	vs Miami (FL) 01/04/23
3FG Made	5	vs Virginia 12/31/22
3FG Attempts	11	vs Syracuse 01/21/23
FT Made	7	vs Miami (FL) 01/04/23
FT Attempts	7	vs Miami (FL) 01/04/23



**Georgia Tech Men's Basketball**  
**Individual Career Summaries**  
**All games**

**MARTYNOV, Cyril**

				Field Goals		3-Point		F-Throws		Rebounds									Scoring	
SEASON	TEAM	GP-GS	MIN/AVG	FG-FGA	FG%	3FG-3FGA	3FG%	FT-FTA	FT%	OFF	DEF	TOT	AVG	PF-FO	A	TO	BLK	STL	PTS	AVG
2022-23	GaTech	5-0	15/3.0	2-5	.400	0-0	.000	1-2	.500	2	4	6	1.2	2-0	0	4	0	0	5	1.0
<b>TOTAL</b>		<b>5-0</b>	<b>15/3.0</b>	<b>2-5</b>	<b>.400</b>	<b>0-0</b>	<b>.000</b>	<b>1-2</b>	<b>.500</b>	<b>2</b>	<b>4</b>	<b>6</b>	<b>1.2</b>	<b>2-0</b>	<b>0</b>	<b>4</b>	<b>0</b>	<b>0</b>	<b>5</b>	<b>1.0</b>

**Single Game Highs**

Statistic	Value	
Points	2	vs North Ala. 11/26/22, vs Alabama St. 12/17/22
Rebounds	2	vs Northeastern 12/02/22, vs Alabama St. 12/17/22
FG Made	1	vs North Ala. 11/26/22, vs Alabama St. 12/17/22
FG Attempts	3	vs Alabama St. 12/17/22
FT Made	1	vs Clayton St. 11/07/22
FT Attempts	2	vs Clayton St. 11/07/22

**MAXWELL, Tristan**

				Field Goals		3-Point		F-Throws		Rebounds									Scoring	
SEASON	TEAM	GP-GS	MIN/AVG	FG-FGA	FG%	3FG-3FGA	3FG%	FT-FTA	FT%	OFF	DEF	TOT	AVG	PF-FO	A	TO	BLK	STL	PTS	AVG
2020-21	GaTech	1-0	8/8.2	0-2	.000	0-2	.000	3-3	1.000	0	0	0	0.0	0-0	0	0	0	0	3	3.0
2021-22	GaTech	5-0	78/15.6	11-32	.344	8-20	.400	2-4	.500	2	6	8	1.6	5-0	2	3	0	1	32	6.4
2022-23	GaTech	18-2	208/11.6	21-80	.263	11-36	.306	7-11	.636	4	14	18	1.0	21-0	15	9	1	6	60	3.3
<b>TOTAL</b>		<b>24-2</b>	<b>294/12.3</b>	<b>32-114</b>	<b>.281</b>	<b>19-58</b>	<b>.328</b>	<b>12-18</b>	<b>.667</b>	<b>6</b>	<b>20</b>	<b>26</b>	<b>1.1</b>	<b>26-0</b>	<b>17</b>	<b>12</b>	<b>1</b>	<b>7</b>	<b>95</b>	<b>4.0</b>

**Single Game Highs**

Statistic	Value	
Points	22	at Boston College 01/12/22
Rebounds	4	vs Wake Forest 01/19/22
Assists	4	vs Alabama St. 12/17/22
Steals	1	7 times
Blocks	1	vs Alabama St. 12/17/22
FG Made	7	at Boston College 01/12/22
FG Attempts	11	at Boston College 01/12/22, vs Alabama St. 12/17/22
3FG Made	7	at Boston College 01/12/22
3FG Attempts	11	at Boston College 01/12/22
FT Made	3	vs Delaware St. 12/20/20
FT Attempts	4	at Louisville 02/01/23



**MEKA, Jordan**

				Field Goals		3-Point		F-Throws		Rebounds									Scoring	
SEASON	TEAM	GP-GS	MIN/AVG	FG-FGA	FG%	3FG-3FGA	3FG%	FT-FTA	FT%	OFF	DEF	TOT	AVG	PF-FO	A	TO	BLK	STL	PTS	AVG
2020-21	GaTech	1-0	8/8.1	0-1	.000	0-0	.000	0-0	.000	0	1	1	1.0	0-0	0	0	0	0	0	0
2021-22	GaTech	15-4	188/12.5	6-27	.222	0-0	.000	0-0	.000	14	30	44	2.9	35-1	10	6	11	6	12	0.8
2022-23	GaTech	8-0	42/5.3	2-7	.286	0-0	.000	0-0	.000	5	7	12	1.5	12-1	0	0	4	1	4	0.5
<b>TOTAL</b>		<b>24-4</b>	<b>238/9.9</b>	<b>8-35</b>	<b>.229</b>	<b>0-0</b>	<b>.000</b>	<b>0-0</b>	<b>.000</b>	<b>19</b>	<b>38</b>	<b>57</b>	<b>2.4</b>	<b>47-2</b>	<b>10</b>	<b>6</b>	<b>15</b>	<b>7</b>	<b>16</b>	<b>0.7</b>

**Single Game Highs**

Statistic	Value	
Points	4	vs Clayton St. 01/23/22, vs Alabama St. 12/17/22
Rebounds	8	at Duke 01/04/22
Assists	3	vs Clayton St. 01/23/22
Steals	3	vs Clemson 02/05/22
Blocks	3	at Duke 01/04/22
FG Made	2	vs Clayton St. 01/23/22, vs Alabama St. 12/17/22
FG Attempts	6	at Duke 01/04/22

**MOORE, Jalon**

				Field Goals		3-Point		F-Throws		Rebounds									Scoring	
SEASON	TEAM	GP-GS	MIN/AVG	FG-FGA	FG%	3FG-3FGA	3FG%	FT-FTA	FT%	OFF	DEF	TOT	AVG	PF-FO	A	TO	BLK	STL	PTS	AVG
2021-22	GaTech	13-1	111/8.6	14-31	.452	3-5	.600	6-12	.500	8	17	25	1.9	15-0	3	9	8	2	37	2.8
2022-23	GaTech	24-15	527/22.0	68-161	.422	4-27	.148	53-75	.707	46	78	124	5.2	49-0	20	35	25	20	193	8.0
<b>TOTAL</b>		<b>37-16</b>	<b>639/17.3</b>	<b>82-192</b>	<b>.427</b>	<b>7-32</b>	<b>.219</b>	<b>59-87</b>	<b>.678</b>	<b>54</b>	<b>95</b>	<b>149</b>	<b>4.0</b>	<b>64-0</b>	<b>23</b>	<b>44</b>	<b>33</b>	<b>22</b>	<b>230</b>	<b>6.2</b>

**Single Game Highs**

Statistic	Value	
Points	17	vs NC State 01/17/23
Rebounds	9	vs Clayton St. 11/07/22, vs Northeastern 12/02/22, vs Clemson 12/21/22
Assists	4	vs Clemson 12/21/22
Steals	3	at Iowa 11/29/22
Blocks	3	vs Northeastern 12/02/22, vs Alabama St. 12/17/22
FG Made	8	vs NC State 01/17/23
FG Attempts	14	vs NC State 01/17/23
3FG Made	1	7 times
3FG Attempts	3	vs Northeastern 12/02/22
FT Made	10	vs Northeastern 12/02/22
FT Attempts	10	vs Northeastern 12/02/22



**Georgia Tech Men's Basketball  
Individual Career Summaries  
All games**

**SMITH, Deivon**

SEASON	TEAM	GP-GS	MIN/AVG	Field Goals		3-Point		F-Throws		Rebounds				Other Stats					Scoring	
				FG-FGA	FG%	3FG-3FGA	3FG%	FT-FTA	FT%	OFF	DEF	TOT	AVG	PF-FO	A	TO	BLK	STL	PTS	AVG
2020-21	MSU	33-8	749/22.7	65-192	.339	19-68	.279	24-39	.615	13	106	119	3.6	52-1	97	56	9	29	173	5.2
2021-22	GaTech	24-5	472/19.7	58-144	.403	5-18	.278	16-27	.593	25	56	81	3.4	44-0	48	42	5	25	137	5.7
2022-23	GaTech	24-13	596/24.8	83-208	.399	12-46	.261	13-29	.448	29	106	135	5.6	42-0	89	32	16	22	191	8.0
<b>TOTAL FOR GaTech</b>		<b>48-18</b>	<b>1068/22.2</b>	<b>141-352</b>	<b>.401</b>	<b>17-64</b>	<b>.266</b>	<b>29-56</b>	<b>.518</b>	<b>54</b>	<b>162</b>	<b>216</b>	<b>4.5</b>	<b>86-0</b>	<b>137</b>	<b>74</b>	<b>21</b>	<b>47</b>	<b>328</b>	<b>6.8</b>
<b>TOTAL</b>		<b>81-26</b>	<b>1817/22.4</b>	<b>206-544</b>	<b>.379</b>	<b>36-132</b>	<b>.273</b>	<b>53-95</b>	<b>.558</b>	<b>67</b>	<b>268</b>	<b>335</b>	<b>4.1</b>	<b>138-1</b>	<b>234</b>	<b>130</b>	<b>30</b>	<b>76</b>	<b>501</b>	<b>6.2</b>

**Single Game Highs**

Statistic	Value	
Points	17	vs Memphis 03/28/21
Rebounds	11	vs Wisconsin 12/01/21, vs Pittsburgh 01/14/23
Assists	9	vs Iowa St. 01/30/21
Steals	3	vs NC State 02/15/22, at Georgia St. 11/12/22
Blocks	3	vs NIU 11/17/22
FG Made	7	5 times
FG Attempts	16	vs Memphis 03/28/21
3FG Made	3	at Georgia 12/30/20, vs Pittsburgh 01/14/23
3FG Attempts	6	vs Pittsburgh 01/14/23, vs Syracuse 01/21/23
FT Made	4	vs Clemson 02/05/22
FT Attempts	7	vs Utah 11/21/22





**Georgia Tech Men's Basketball**  
**Individual Career Summaries**  
**All games**

**STURDIVANT, Kyle**

SEASON	TEAM	GP-GS	MIN/AVG	Field Goals		3-Point		F-Throws		Rebounds				Scoring						
				FG-FGA	FG%	3FG-3FGA	3FG%	FT-FTA	FT%	OFF	DEF	TOT	AVG	PF-FO	A	TO	BLK	STL	PTS	AVG
2019-20	USC	21-0	175/8.3	16-46	.348	3-14	.214	8-9	.889	4	20	24	1.1	10-0	25	22	1	5	43	2.0
2020-21	GaTech	26-0	308/11.8	32-74	.432	8-22	.364	18-23	.783	2	22	24	0.9	27-0	27	17	2	6	90	3.5
2021-22	GaTech	32-28	808/25.2	89-216	.412	26-78	.333	39-50	.780	7	74	81	2.5	55-2	73	38	2	30	243	7.6
2022-23	GaTech	25-13	517/20.7	67-181	.370	24-76	.316	21-35	.600	3	48	51	2.0	40-0	66	41	2	15	179	7.2
<b>TOTAL FOR GaTech</b>		<b>83-41</b>	<b>1632/19.7</b>	<b>188-471</b>	<b>.399</b>	<b>58-176</b>	<b>.330</b>	<b>78-108</b>	<b>.722</b>	<b>12</b>	<b>144</b>	<b>156</b>	<b>1.9</b>	<b>122-2</b>	<b>166</b>	<b>96</b>	<b>6</b>	<b>51</b>	<b>512</b>	<b>6.2</b>
<b>TOTAL</b>		<b>104-41</b>	<b>1807/17.4</b>	<b>204-517</b>	<b>.395</b>	<b>61-190</b>	<b>.321</b>	<b>86-117</b>	<b>.735</b>	<b>16</b>	<b>164</b>	<b>180</b>	<b>1.7</b>	<b>132-2</b>	<b>191</b>	<b>118</b>	<b>7</b>	<b>56</b>	<b>555</b>	<b>5.3</b>

**Single Game Highs**

Statistic	Value	
Points	18	at Notre Dame 01/10/23
Rebounds	8	vs Alabama St. 12/17/22
Assists	8	vs Virginia 12/31/22
Steals	4	at Clemson 03/02/22
Blocks	1	7 times
FG Made	7	vs Charleston So. 11/22/21, at Notre Dame 01/10/23
FG Attempts	16	at Louisville 02/01/23
3FG Made	3	vs Alabama St. 12/17/22, at NC State 02/04/23
3FG Attempts	9	at Louisville 02/01/23
FT Made	6	vs Clayton St. 11/07/22
FT Attempts	8	vs Clayton St. 11/07/22



**Georgia Tech Men's Basketball  
Individual Career Summaries  
All games**

**TERRY, Lance**

SEASON	TEAM	GP-GS	MIN/AVG	Field Goals		3-Point		F-Throws		Rebounds				Scoring						
				FG-FGA	FG%	3FG-3FGA	3FG%	FT-FTA	FT%	OFF	DEF	TOT	AVG	PF-FO	A	TO	BLK	STL	PTS	AVG
2019-20	GW	15-0	161/10.7	18-49	.367	13-38	.342	4-7	.571	0	22	22	1.5	21-0	5	13	3	7	53	3.5
2020-21	GW	9-6	201/22.4	31-64	.484	18-41	.439	23-25	.920	3	15	18	2.0	22-0	5	8	1	5	103	11.4
2021-22	GW	31-31	972/31.4	158-344	.459	57-163	.350	69-85	.812	26	80	106	3.4	69-1	37	44	12	32	442	14.3
2022-23	GaTech	21-13	570/27.1	68-158	.430	26-72	.361	23-27	.852	9	45	54	2.6	36-0	22	18	3	14	185	8.8
<b>TOTAL FOR GaTech</b>		<b>21-13</b>	<b>570/27.1</b>	<b>68-158</b>	<b>.430</b>	<b>26-72</b>	<b>.361</b>	<b>23-27</b>	<b>.852</b>	<b>9</b>	<b>45</b>	<b>54</b>	<b>2.6</b>	<b>36-0</b>	<b>22</b>	<b>18</b>	<b>3</b>	<b>14</b>	<b>185</b>	<b>8.8</b>
<b>TOTAL</b>		<b>76-50</b>	<b>1904/25.1</b>	<b>275-615</b>	<b>.447</b>	<b>114-314</b>	<b>.363</b>	<b>119-144</b>	<b>.826</b>	<b>38</b>	<b>162</b>	<b>200</b>	<b>2.6</b>	<b>148-1</b>	<b>69</b>	<b>83</b>	<b>19</b>	<b>58</b>	<b>783</b>	<b>10.3</b>

**Single Game Highs**

Statistic	Value	
Points	26	at Hampton 12/30/20
Rebounds	7	at VMI 12/11/21, vs USC Upstate 01/19/22, vs UNC Asheville 02/23/22
Assists	4	at USC Upstate 02/26/22
Steals	3	at East Carolina 12/04/21, at Florida St. 01/07/23
Blocks	2	at UNLV 11/10/21, at N.C. Central 12/15/21, at Longwood 01/15/22
FG Made	8	6 times
FG Attempts	19	at Florida St. 12/21/20
3FG Made	6	vs Charleston So. 02/12/22
3FG Attempts	10	vs Charleston So. 02/12/22
FT Made	9	at Hampton 12/30/20
FT Attempts	9	at Hampton 12/30/20, at Campbell 02/09/22



# 2022-23 BOX SCORES

Official Basketball Box Score - Final															Game Time: 7:30 PM	
Clayton St. at Georgia Tech															Game Duration: 1:58	
11/07/22 McCamish Pavilion, Atlanta															Attendance: 3,072	
2022-23 Men's Basketball															Officials: Mark Schnur, Kellen Milner, Ben Str	
<b>Clayton St. - 63</b>															<b>Record: 0-0</b>	
NO. Name	Min	FG	3P	FT	Rebounds	Fouls	TP	AS	TO	ST	Blocks	BS	BA	+/-	1st FG%	3PT%
3 Brian Coffey II	G 33:14	8-19	1-6	0-0	0 1 1	3 5	17	3	5	1	0	1	0	-17	1st FG% 14-35	40.0%
5 Bryce Weinmanson	G 25:02	1-5	0-2	1-2	1 1 2	3 1	3	1	1	0	0	1	-28	3PT% 3-10	30.0%	
11 Travis Harper II	G 24:56	3-8	0-3	1-2	4 0 4	3 1	7	3	2	2	0	1	-19	FT% 3-5	60%	
25 Baqi Lecky	G 23:49	3-8	0-1	0-0	1 3 4	3 0	6	0	0	1	0	1	-27	2nd FG% 12-35	34.3%	
44 Ricardo Saams Jr.	G 35:27	5-13	0-1	2-2	4 4 8	2 2	12	3	2	1	2	2	-33	3PT% 1-12	8.3%	
2 Kobie Johnson	15:57	1-3	1-2	1-2	1 3 4	2 0	4	1	1	0	0	0	-6	GM FG% 26-70	37.1%	
23 Wes Williams	27:36	2-5	2-5	0-0	1 1 2	2 1	6	1	0	0	0	0	-18	3PT% 4-22	18.2%	
24 Christian Chambers	13:59	3-9	0-2	2-3	2 1 3	0 5	8	1	1	1	0	0	-2	FT% 7-11	63.6%	
Team					0 4 4	0	0	1							Dead Ball Rebounds: 3, 2	
<b>Totals</b>		<b>26-70</b>	<b>4-22</b>	<b>7-11</b>	<b>14 18 32</b>	<b>18 15</b>	<b>63</b>	<b>13</b>	<b>13</b>	<b>6</b>	<b>2</b>	<b>6</b>	<b>-30</b>			

Official Basketball Box Score - Final															Game Time: 7:00 PM	
Georgia Tech at Georgia St.															Game Duration: 2:16	
11/12/22 GSU Convocation Center, Atlanta															Attendance: 4,083	
2022-23 Men's Basketball															Officials: Pat Adams, Bari Lenox, Jemel Spearman	
<b>Georgia Tech - 93</b>															<b>Record: 1-0</b>	
NO. Name	Min	FG	3P	FT	Rebounds	Fouls	TP	AS	TO	ST	Blocks	BS	BA	+/-	1st FG%	3PT%
24 Rodney Howard	C 19:31	7-13	0-0	1-2	10 3 13	2 1	15	3	3	2	1	1	23	1st FG% 14-39	35.9%	
0 Lance Terry	G 23:54	5-10	4-8	2-2	0 0 0	1 2	16	1	0	1	0	0	29	3PT% 2-9	22.2%	
1 Kyle Sturdivant	G 26:05	2-6	0-0	6-8	1 1 2	2 4	10	5	2	2	0	0	31	FT% 4-7	57.1%	
3 Dallan Coleman	G 27:31	4-8	1-2	0-0	0 4 4	0 2	9	1	1	1	0	0	28	2nd FG% 21-34	61.8%	
5 Deivon Smith	G 24:52	5-12	0-0	0-0	0 7 7	1 1	11	1	2	2	0	0	6	3PT% 5-11	45.5%	
4 Ja'von Franklin	18:30	3-5	0-1	1-1	1 4 5	1 1	7	2	0	0	2	0	12	GM FG% 35-73	47.9%	
13 Miles Kelly	20:02	4-7	2-3	0-2	0 3 3	4 2	10	2	0	0	0	1	18	3PT% 7-20	35.0%	
11 Tristan Maxwell	16:21	1-6	0-3	2-2	0 1 1	2 1	4	2	0	0	0	0	10	FT% 16-24	66.7%	
14 Jalon Moore	17:19	4-6	0-2	3-5	3 6 9	2 3	11	0	0	2	0	0	9	Dead Ball Rebounds: 5, 0		
10 Cyril Martynov	01:59	0-0	0-0	1-2	1 0 1	0 1	1	0	1	0	0	0	-5			
12 Freds Pauls Bagatskis	01:59	0-0	0-0	0-0	0 0 0	0 0	0	0	0	0	0	0	-5			
30 Coleman Boyd	00:39	0-2	0-1	0-0	0 0 0	0 0	0	0	0	0	0	0	-2			
33 Brayden Daniels	00:39	0-0	0-0	0-0	0 1 0	0 0	0	0	0	0	0	0	-2			
43 Jermontae Hill	00:39	0-0	0-0	0-0	0 0 0	0 0	0	0	0	0	0	0	-2			
Team					4 2 6	0	0	0								
<b>Totals</b>		<b>35-73</b>	<b>7-20</b>	<b>16-24</b>	<b>21 31 52</b>	<b>15 18</b>	<b>93</b>	<b>17</b>	<b>11</b>	<b>8</b>	<b>6</b>	<b>2</b>	<b>30</b>			

Official Basketball Box Score - Final															Game Time: 8:00 PM	
NIU at Georgia Tech															Game Duration: 1:57	
11/07/22 McCamish Pavilion, Atlanta															Attendance: 3,289	
2022-23 Men's Basketball															Officials: Lee Cassell, Tommy Morrissey, Job Hartness	
<b>NIU - 50</b>															<b>Record: 1-3</b>	
NO. Name	Min	FG	3P	FT	Rebounds	Fouls	TP	AS	TO	ST	Blocks	BS	BA	+/-	1st FG%	3PT%
4 Oluwasegun Durosinmi	F 18:16	1-4	0-0	1-2	1 2 3	3 3	3	0	0	1	1	2	-1	1st FG% 7-35	20.0%	
50 Anthony Crump	F 26:21	1-2	0-0	0-5	3 4 7	3 4	2	3	2	1	0	0	-10	3PT% 2-13	15.4%	
0 Keshawn Williams	G 35:37	4-14	1-6	0-0	1 2 3	2 0	9	2	1	1	0	1	-18	FT% 4-11	36.4%	
2 Zarique Nutter	G 36:28	6-16	1-4	5-9	5 10 15	1 6	18	1	4	0	0	2	-14	2nd FG% 11-32	34.4%	
11 David Coit	G 34:05	4-16	2-10	1-1	2 2 4	1 2	10	3	5	2	0	0	-14	3PT% 3-11	27.3%	
3 Kaleb Thornton	05:13	1-2	1-1	0-0	2 1 1	0 0	3	0	0	0	0	1	2	3PT% 5-10	50%	
5 Xavier Amos	19:48	1-5	0-2	3-4	4 4 8	1 2	5	2	0	0	2	-14	GM FG% 18-67	26.9%		
23 Harvin Barquan	07:25	0-1	0-0	0-0	0 1 1	1 0	0	1	0	0	0	0	-3	FT% 5-24	20.8%	
10 Zon Russell	11:04	0-6	0-1	0-0	0 0 0	3 0	0	0	0	0	0	0	-14	FT% 9-21	42.9%	
24 Darveshi Hunter	04:43	0-1	0-0	0-0	0 1 1	0 0	0	0	0	0	0	0	-7	Dead Ball Rebounds: 5, 0		
1 Taku Youngblood	01:00	0-0	0-0	0-0	0 0 0	0 0	0	0	1	0	0	0	-3			
Team					4 0 4	0	0	0								
<b>Totals</b>		<b>18-67</b>	<b>5-24</b>	<b>9-21</b>	<b>20 27 47</b>	<b>16 16</b>	<b>50</b>	<b>11</b>	<b>14</b>	<b>5</b>	<b>3</b>	<b>10</b>	<b>-18</b>			

Official Basketball Box Score - Final															Game Time: 8:00 PM	
Georgia Tech - 68															<b>Record: 3-0</b>	
NO. Name	Min	FG	3P	FT	Rebounds	Fouls	TP	AS	TO	ST	Blocks	BS	BA	+/-	1st FG%	3PT%
24 Rodney Howard	C 08:51	1-2	0-0	0-0	0 0 0	3 0	2	0	0	1	0	1	-3	1st FG% 19-41	46.3%	
0 Lance Terry	G 26:52	1-5	0-1	0-0	0 4 4	1 2	2	1	0	2	0	1	8	3PT% 4-12	33.3%	
1 Kyle Sturdivant	G 20:41	2-6	1-1	1-2	0 2 2	1 1	6	4	3	1	0	0	8	FT% 1-2	50%	
3 Dallan Coleman	G 29:00	4-8	3-6	1-2	1 5 6	1 2	11	1	0	0	0	1	-1	2nd FG% 8-26	28.6%	
5 Deivon Smith	G 25:04	4-10	0-1	3-5	2 7 9	0 4	11	6	1	1	3	0	7	FT% 8-11	72.7%	
4 Ja'von Franklin	30:09	6-9	0-0	2-2	5 6 11	4 7	14	2	0	0	5	0	24	GM FG% 27-69	39.1%	
13 Miles Kelly	30:18	5-15	1-7	2-2	0 2 2	2 1	13	0	1	1	0	0	14	3PT% 5-18	27.8%	
11 Tristan Maxwell	11:40	1-6	0-2	0-0	2 2 2	1 0	2	0	0	1	0	0	14	FT% 9-13	69.2%	
14 Jalon Moore	17:25	3-8	0-0	0-0	2 4 6	2 0	6	0	0	2	0	2	19	Dead Ball Rebounds: 6, 0		
Team					3 3 6	0	0	2								
<b>Totals</b>		<b>27-69</b>	<b>5-18</b>	<b>9-13</b>	<b>13 35 48</b>	<b>16 16</b>	<b>68</b>	<b>14</b>	<b>11</b>	<b>7</b>	<b>10</b>	<b>3</b>	<b>18</b>			

Official Basketball Box Score - Final															Game Time: 8:00 PM	
Utah at Georgia Tech															Game Duration: 2:07	
11/21/22 Suncoast Credit Union Arena, Fort Myers, Fla.															Attendance: 1,188	
2022-23 Men's Basketball															Officials: Shawn Lehig, Patrick Evans, Mark Schnur	
<b>Utah - 68</b>															<b>Record: 4-1</b>	
NO. Name	Min	FG	3P	FT	Rebounds	Fouls	TP	AS	TO	ST	Blocks	BS	BA	+/-	1st FG%	3PT%
1 Ben Carlson	F 23:33	2-6	0-1	1-2	5 4 9	0 1	5	0	2	0	0	1	4	1st FG% 12-25	48.0%	
35 Brandon Carlson	C 31:28	4-8	2-2	0-1	1 6 7	2 1	10	0	1	0	2	1	7	3PT% 4-9	44.4%	
20 Lazar Stefanovic	G 22:31	4-5	1-2	2-2	1 3 4	3 1	11	2	3	1	0	0	10	FT% 8-10	80%	
25 Rollie Worster	G 32:45	4-13	1-4	1-2	1 3 4	5 4	10	2	3	1	1	1	7	2nd FG% 12-27	44.4%	
55 Gabre Madsen	G 29:30	5-11	1-7	5-7	0 5 5	0 4	16	4	2	0	1	1	4	3PT% 1-7	14.3%	
0 Gavin Baxter	10:25	0-1	0-0	1-2	1 1 2	0 1	1	0	1	0	1	0	-5	FT% 7-11	63.6%	
10 Marco Anthony	26:37	3-6	0-0	5-5	1 3 4	2 4	11	1	3	0	0	0	4	GM FG% 24-52	46.2%	
21 Luka Tarlac	08:09	0-0	0-0	0-0	2 2 2	0 0	0	0	1	0	0	0	-1	3PT% 5-16	31.3%	
2 Mike Saunders Jr.	06:09	0-0	0-0	0-0	0 0 0	0 0	0	0	1	0	0	0	-3	FT% 15-21	71.4%	
11 Wilguens Jr. Exacte	02:28	0-0	0-0	0-0	0 1 1	0 0	0	0	2	0	0	0	-2	Dead Ball Rebounds: 3, 0		
32 Eli Ballstaedt	02:40	0-0	0-0	0-0	0 1 1	0 0	0	0	0	0	0	0	1			
13 Kebe Keita	03:45	2-2	0-0	0-0	1 1 2	2 0	4	0	0	0	0	0	2			
Team					3 1 4	0	0									
<b>Totals</b>		<b>24-52</b>	<b>5-16</b>	<b>15-21</b>	<b>14 31 45</b>	<b>17 17</b>	<b>68</b>	<b>9</b>	<b>19</b>	<b>2</b>	<b>5</b>	<b>4</b>	<b>4</b>			

Official Basketball Box Score - Final															Game Time: 8:00 PM	
Georgia Tech - 64															<b>Record: 3-1</b>	
NO. Name	Min	FG	3P	FT	Rebounds	Fouls	TP	AS	TO	ST	Blocks	BS	BA	+/-	1st FG%	3PT%
24 Rodney Howard	C 05:39	0-2	0-0	0-0	0 1 2	1 0	0	0	0	0	0	1	0	-10	1st FG% 12-40	30.0%
0 Lance Terry	G 26:41	0-5	0-2	0-0	0 2 2	2 1	0	0	0	0	1	0	0	4	3PT% 2-13	15.4%
1 Kyle Sturdivant	G 16:10	3-6	1-3	0-0	0 1 2	1 0	7	3	0	1	0	0	0	2	FT% 2-6	33.3%
3 Dallan Coleman	G 34:18	3-11	2-8	3-4	1 2 3	2 4	11	0	2	2						

## 2022-23 BOX SCORES

Official Basketball Box Score - Final															Game Time: 8:00 PM	
Marquette at Georgia Tech															Game Duration: 1:58	
11/23/22 Suncoast Credit Union Arena, Fort Myers, Fla.															Attendance: 1,691	
2022-23 Men's Basketball															Officials: Brian Dorsey, Patrick Evans, Mark Schurz	
<b>Marquette - 84</b>															<b>Record: 4-2</b>	
NO. Name	Min	FG	3P	FT	Rebounds	Fouls	TP	AS	TO	ST	Blocks	BS	BA	+/-	Shooting By Period	
12 Olivier-Maxence Prosper	F 17:27	2-5	0-1	1-3	1 0 1	5	2	5	0	1	0	0	0	23	1 <sup>st</sup> FG%: 16-32	50.0%
13 Oso Igodhoro	F 30:55	4-7	0-0	2-2	0 10 10	0	3	10	1	1	0	5	0	24	3 <sup>rd</sup> FT%: 4-13	30.8%
1 Kam Jones	G 25:17	6-12	4-8	3-3	0 2 2	1 1	1	1	1	0	0	0	0	15	FT%: 5-7	71.4%
4 Stevie Mitchell	G 21:46	3-9	1-2	0-0	2 3 5	1 1	7	2	0	2	0	2	5	5	2 <sup>nd</sup> FG%: 13-29	44.8%
11 Tyler Kolek	G 28:19	5-9	1-3	3-4	0 5 5	0 5	2	14	6	2	0	0	0	25	3 <sup>rd</sup> FT%: 5-10	50.0%
5 Chase Ross	19:47	2-5	0-2	4-4	0 3 3	2	2	8	0	1	2	0	0	5	FT%: 12-15	80%
23 David Joplin	20:37	3-6	2-4	0-0	2 0 2	1 1	8	1	2	2	1	1	1	10	GM FG%: 29-61	47.5%
22 Sean Jones	23:21	3-5	1-1	4-6	1 2 3	3	1	11	1	1	0	0	2	11	3 <sup>rd</sup> FT%: 9-23	39.1%
21 Ben Gold	07:23	0-2	0-2	0-0	1 2 3	3	1	0	2	1	0	0	0	0	FT%: 17-22	77.3%
40 Keyean Itejeje	05:08	1-1	0-0	0-0	1 0 1	1	0	2	0	0	0	0	0	2	Dead Ball Rebounds: 2, 0	
Team					2 4 6	0	1									
<b>Totals</b>		29-61	9-23	17-22	10 31 41	15 16	84	14	11	7	6	5	24			

Official Basketball Box Score - Final															Game Time: 8:00 PM	
Georgia Tech at Georgia Tech															Game Duration: 1:57	
11/23/22 Suncoast Credit Union Arena, Fort Myers, Fla.															Attendance: 1,691	
2022-23 Men's Basketball															Officials: Brian Dorsey, Patrick Evans, Mark Schurz	
<b>Georgia Tech - 60</b>															<b>Record: 3-2</b>	
NO. Name	Min	FG	3P	FT	Rebounds	Fouls	TP	AS	TO	ST	Blocks	BS	BA	+/-	Shooting By Period	
4 Javon Franklin	F 35:23	6-9	0-0	5-6	5 9 14	3 4	17	2	0	1	2	0	0	22	1 <sup>st</sup> FG%: 11-32	34.4%
0 Lance Terry	G 28:25	2-7	2-4	0-0	0 0 0	2 1	6	0	0	0	0	0	0	15	3 <sup>rd</sup> FT%: 2-10	20.0%
1 Kyle Sturdivant	G 24:45	4-9	2-4	0-0	2 2 4	1 0	2	1	1	1	0	0	0	16	FT%: 4-4	100%
3 Dallan Coleman	G 25:31	2-8	2-7	0-0	1 1 2	3 1	6	0	3	0	0	0	0	17	2 <sup>nd</sup> FG%: 11-33	33.3%
5 Deivon Smith	G 25:32	3-9	0-1	0-0	1 5 6	4 0	6	2	3	2	1	2	1	19	3 <sup>rd</sup> FT%: 5-13	38.5%
11 Tristan Maxwell	16:17	0-7	0-1	0-0	1 1 2	2 1	0	0	0	0	0	0	2	2	GM FG%: 22-65	33.8%
13 Miles Kelly	25:06	2-10	0-3	4-4	1 2 3	0 3	8	1	3	0	0	0	1	18	FT%: 5-6	83.3%
14 Jalon Moore	13:01	1-5	0-2	0-0	0 2 2	1 0	2	0	1	0	1	1	1	12	3 <sup>rd</sup> FT%: 7-23	30.4%
22 Rodney Howard	04:37	1-1	0-0	0-0	1 1 2	0 1	2	0	1	0	0	0	0	3	FT%: 9-10	90.0%
12 Freds Pauls Bagatskis	03:03	1-1	1-1	0-0	0 0 0	0 0	3	0	0	0	0	0	0	2	Dead Ball Rebounds: 1, 0	
Team					2 2 4	0	1									
<b>Totals</b>		22-65	7-23	9-10	12 25 37	17 15	60	7	13	4	5	6	24			

Points from		MAR		GT		Period by Period Scoring	
Turnovers		24		12		1st 2nd TOT	
Paint		38		28		MAR 41 43 84	
Second Chance		12		16		GT 28 32 60	
Fast Breaks		17		2			
Bench		29		15			
Biggest lead	29 (2 <sup>nd</sup> 1:41)	0 (1 <sup>st</sup> 20:00)					
Best Scoring Run	9 (2 <sup>nd</sup> 4:40)	6 (1 <sup>st</sup> 11:13)					
Lead Changes	0	0					
Times Tied	0	0					
Time with Lead	38:23	00:00					

Official Basketball Box Score - Final															Game Time: 4:00 PM		
North Ala. at Georgia Tech															Game Duration: 1:56		
11/26/22 McCamish Pavilion, Atlanta															Attendance: 3,379		
2022-23 Men's Basketball															Officials: Roger Ayers, Terry Ojlesky, Doug Simons		
<b>North Ala. - 61</b>															<b>Record: 4-3</b>		
NO. Name	Min	FG	3P	FT	Rebounds	Fouls	TP	AS	TO	ST	Blocks	BS	BA	+/-	Shooting By Period		
33 Damian Forrest	F 27:09	1-6	0-0	2-4	1 3 4	3 2	4	0	1	0	0	1	0	0	1-17	1 <sup>st</sup> FG%: 11-33	33.3%
34 Dallas Howell	F 21:36	3-6	2-4	0-0	0 1 1	2 1	8	2	2	0	0	0	0	23	3 <sup>rd</sup> FT%: 2-9	22.2%	
0 Will Soucie	G 18:38	2-8	0-1	0-0	1 1 2	0 4	2	3	0	0	3	0	0	15	FT%: 0-2	0%	
2 Daniel Ortiz	G 15:06	0-3	0-2	0-0	0 2 2	0 0	0	1	2	1	0	0	0	11	2 <sup>nd</sup> FG%: 5-9	55.6%	
3 KJ Johnson	G 23:21	4-7	1-1	1-3	1 1 2	1 2	10	0	1	2	0	0	0	15	3 <sup>rd</sup> FT%: 2-9	22.2%	
1 Detalian Brown	20:18	4-8	0-4	0-0	1 0 1	0 2	8	1	2	2	0	0	0	6	FT%: 4-8	22.2%	
5 Jacari Lane	24:36	2-7	0-2	0-0	1 1 0	1 0	4	5	3	1	0	0	0	6	FT%: 5-11	45.5%	
25 Daniel Braster	21:14	5-9	1-1	0-0	3 6 9	4 0	11	0	1	0	0	0	0	6	Dead Ball Rebounds: 3, 0		
22 Eoin Nelson	07:55	0-1	0-1	0-2	0 1 1	1 1	0	0	0	0	0	0	0	8			
4 Bryson Dawkins	13:23	5-5	0-0	2-2	5 0 5	0 0	1	0	12	0	2	2	0	4			
23 Deraje Agbaosi	04:56	0-0	0-0	0-0	0 1 1	1 0	0	0	1	0	0	0	0	6			
11 Aidan Kuhl	03:48	0-2	0-0	0-0	0 0 0	0 0	0	0	0	0	0	0	0	2			
Team					4 0 4	0	0										
<b>Totals</b>		26-62	4-18	5-11	15 17 32	14 9	61	14	16	7	0	5	19				

Official Basketball Box Score - Final															Game Time: 4:00 PM	
Georgia Tech - 80															Game Duration: 1:54	
11/26/22 McCamish Pavilion, Atlanta															Attendance: 3,404	
2022-23 Men's Basketball															Officials: Jeff Clark, Brent Hampton, Jeremy Meier	
<b>Georgia Tech - 80</b>															<b>Record: 4-2</b>	
NO. Name	Min	FG	3P	FT	Rebounds	Fouls	TP	AS	TO	ST	Blocks	BS	BA	+/-	Shooting By Period	
4 Javon Franklin	F 22:39	2-2	0-0	0-0	1 3 4	2 1	4	3	2	1	4	0	0	17	1 <sup>st</sup> FG%: 18-31	58.1%
14 Jalon Moore	F 31:55	6-11	0-2	1-2	2 6 8	1 3	13	1	1	1	0	0	0	16	3 <sup>rd</sup> FT%: 5-14	35.7%
3 Dallan Coleman	G 24:38	3-5	2-4	6-6	0 0 0	0 3	14	0	0	0	0	0	0	10	FT%: 2-2	100%
5 Deivon Smith	G 25:56	7-12	1-3	1-3	1 3 4	4 1	16	4	1	2	1	0	0	13	2 <sup>nd</sup> FG%: 13-21	61.9%
13 Miles Kelly	G 29:36	5-8	0-2	2-2	0 6 6	3 2	12	3	3	2	0	0	0	23	3 <sup>rd</sup> FT%: 1-5	20.0%
0 Lance Terry	24:03	4-6	2-4	2-2	1 3 4	3 2	12	3	1	1	0	0	0	24	FT%: 10-14	71.4%
1 Kyle Sturdivant	18:21	2-6	1-4	0-1	0 0 0	1 1	5	0	4	1	0	0	0	2	GM FG%: 31-52	59.6%
24 Rodney Howard	15:06	1-1	0-0	0-0	1 1 2	0 0	1	2	0	0	0	0	0	6	3 <sup>rd</sup> FT%: 6-19	31.6%
10 Cyril Martynov	02:15	1-1	0-0	0-0	0 1 1	0 0	2	0	1	0	0	0	0	4	FT%: 12-16	75.0%
12 Freds Pauls Bagatskis	02:15	0-0	0-0	0-0	0 0 0	0 0	0	0	0	0	0	0	0	4	Dead Ball Rebounds: 2, 1	
43 Jermontae Hill	01:32	0-0	0-0	0-0	0 0 0	0 0	0	0	0	0	0	0	0	4		
30 Coleman Boyd	00:52	0-0	0-0	0-0	0 0 0	0 0	0	0	0	0	0	0	0	2		
33 Brayden Daniels	00:52	0-0	0-0	0-0	0 0 0	0 0	0	0	0	0	0	0	0	2		
Team					0 0 0	0	0									
<b>Totals</b>		31-52	6-19	12-16	6 23 29	9 14	80	16	14	8	5	0	19			

Points from		UNA		GaTech		Period by Period Scoring	
Turnovers		17		19		1st 2nd TOT	
Paint		40		48		UNA 24 37 61	
Second Chance		10		10		GaTech 43 37 80	
Fast Breaks		10		14			
Bench		35		21			
Biggest lead	0 (1 <sup>st</sup> 20:00)	25 (2 <sup>nd</sup> 15:06)					
Best Scoring Run	9 (1 <sup>st</sup> 14:28)	11 (1 <sup>st</sup> 15:59)					
Lead Changes	0	0					
Times Tied	0	0					
Time with Lead	00:00	39:11					

Official Basketball Box Score - Final															Game Time: 8:05 PM	
Georgia Tech at Iowa															Game Duration: 1:57	
11/29/22 Carver-Hawkeye Arena, Iowa City															Attendance: 10,450	
2022-23 Men's Basketball															Officials: Brian Dorsey, Chris Beaver, Brooks Wells	
<b>Georgia Tech - 65</b>															<b>Record: 4-3</b>	
NO. Name	Min	FG	3P	FT	Rebounds	Fouls	TP	AS	TO	ST	Blocks	BS	BA	+/-	Shooting By Period	
4 Javon Franklin	F 29:18	2-6	0-0	3-3	2 5 7	3 3	7	4	2	1	1	1	1	14	1 <sup>st</sup> FG%: 13-33	39.4%
14 Jalon Moore	F 28:57	4-5	0-0	2-2	4 4 8	3 2	10	0	2	3	0	0	0	8	3 <sup>rd</sup> FT%: 3-11	27.3%
3 Dallan Coleman	G 30:27	4-10	2-6	2-3	0 0 0	4 3	12	0	1	0	0	0	0	16	FT%: 0-0	0%
5 Deivon Smith	G 33:05	5-13	0-1	0-0	3 5 8	3 0	10	4	2	1	0	3	0	15	2 <sup>nd</sup> FG%: 12-31	38.7%
13 Miles Kelly	G 35:15	8-14	4-8	1-2	1 3 4	2 3	21	1								

# 2022-23 BOX SCORES

Georgia - 77		Record: 7-3		Shooting By Period														
NO. Name	Min	FG	3P	FT	Rebounds	Fouls	TP	AS	TO	ST	Blocks	BS	BA	+/-	1st FG%	15-37	40.5%	
12 Matthew-Alexander Moncrieffe	26:51	5-6	0-0	1-4	1 5 6	2 2	11	1	1	0	0	1	0	-13	3PT%	1-9	11.1%	
23 Braelen Bridges	15:58	3-7	0-0	1-1	0 1 1	1 1	7	0	1	0	1	1	0	-4	FT%	2-3	66.7%	
0 Terry Roberts	27:53	8-17	0-3	0-0	0 4 4	3 1	16	7	5	1	0	1	-7	2nd FG%	15-33	45.5%		
3 Kario Oquendo	32:24	5-12	2-5	3-4	4 3 7	0 2	15	1	0	0	0	1	-7	3PT%	5-11	45.5%		
11 Justin Hill	24:54	0-4	0-1	2-4	0 2 2	2 3	2	1	2	0	0	2	-4	GMFG%	31-58	53.4%		
13 Mardrez McBride	27:16	2-3	2-2	1-2	0 3 3	0 1	7	4	0	1	1	0	7	3PT%	6-13	46.2%		
15 Jaiyin Ingram	13:40	3-4	2-2	1-1	0 2 2	3 1	9	0	1	0	0	0	3	FT%	9-16	56.3%		
1 Jabri Abdur-Rahim	16:30	1-1	0-0	0-0	0 1 1	3 0	2	1	1	0	0	0	14	Dead Ball Rebounds: 7, 0				
5 Frank Anselm	14:35	4-4	0-0	0-0	1 1 2	2 0	8	0	0	0	1	0	7	Team				
Totals	31:58	6-13	9-16	9	22	31	16	11	77	15	11	2	3	5	-2	Technical Fouls: NONE		

Georgia Tech - 79		Record: 6-3		Shooting By Period													
NO. Name	Min	FG	3P	FT	Rebounds	Fouls	TP	AS	TO	ST	Blocks	BS	BA	+/-	1st FG%	15-37	40.5%
4 Ja'von Franklin	27:11	4-6	0-0	5-6	4 5 9	2 5	13	1	1	2	2	0	0	-1	3PT%	2-10	20.0%
14 Jalón Moore	32:30	5-11	0-1	2-4	1 1 2	1 4	12	0	1	1	1	0	0	4	FT%	2-3	66.7%
3 Dallan "Deebo" Coleman	35:06	3-8	1-4	0-2	1 1 2	3 1	7	3	1	2	0	0	2	-2	2nd FG%	15-26	57.7%
5 Deivon Smith	28:26	4-10	1-3	1-1	2 3 5	1 3	10	0	1	1	1	1	5	3PT%	3-6	50.0%	
13 Miles Kelly	37:34	5-13	3-7	4-4	1 4 5	2 2	17	2	0	1	0	1	5	FT%	12-16	75%	
0 Lance Terry	20:25	3-6	0-2	2-2	0 0 0	0 1	8	1	0	0	0	0	0	0	GMFG%	30-63	47.6%
1 Kyle Sturdivant	07:14	2-5	0-2	0-0	0 1 1	0 0	4	1	0	0	0	0	-5	3PT%	5-9	26.3%	
24 Rodney Howard	11:35	4-4	0-0	0-0	0 1 1	2 0	8	0	0	0	0	0	0	-5	FT%	14-19	73.7%
Team					2 2 4	0	0	1							Dead Ball Rebounds: 5, 0		
Totals	30:63	5-19	14-19	11	18	29	11	16	79	14	7	5	3	2	Technical Fouls: NONE		

Georgia Tech - 96		Record: 7-4		Shooting By Period														
NO. Name	Min	FG	3P	FT	Rebounds	Fouls	TP	AS	TO	ST	Blocks	BS	BA	+/-	1st FG%	21-36	58.3%	
14 Jalón Moore	25:24	5-8	0-0	5-6	4 3 7	0 6	15	2	0	2	3	0	39	3PT%	7-15	46.7%		
24 Rodney Howard	18:18	5-6	0-0	1-2	1 10 11	4 3	11	3	0	0	1	0	37	FT%	6-8	75%		
1 Kyle Sturdivant	24:03	5-10	3-4	0-0	0 8 8	2 0	13	7	1	0	1	1	35	2nd FG%	15-33	45.5%		
11 Tristan Maxwell	23:40	6-11	5-8	1-2	0 0 1	1 2	18	4	1	0	1	0	33	3PT%	6-9	66.7%		
13 Miles Kelly	24:42	4-9	2-6	0-0	2 2 2	1 0	10	3	0	1	0	0	9	FT%	3-5	60%		
0 Lance Terry	21:07	5-6	2-3	1-1	0 3 3	1 1	13	1	1	0	0	0	35	GMFG%	37-68	54.4%		
3 Dallan "Deebo" Coleman	15:18	2-5	0-1	1-2	0 4 2	1 0	5	2	0	2	0	0	8	3PT%	13-24	54.2%		
5 Deivon Smith	14:09	1-5	0-0	0-0	2 2 2	1 0	2	3	0	0	0	0	6	FT%	3-3	66.7%		
23 Jordan Meka	16:35	2-3	0-0	0-0	1 3 4	5 0	4	0	0	0	2	0	3	Dead Ball Rebounds: 1, 1				
10 Cynil Martynov	07:41	1-3	0-0	0-0	2 2 2	1 0	2	0	2	0	0	1	-6	Team				
12 Freds Pauls Bagatskis	05:03	0-1	0-1	0-0	0 0 0	0 0	1	0	0	0	0	0	-8	Technical Fouls: Smith 2nd 4:18				
30 Coleman Boyd	01:48	1-1	1-1	0-0	0 0 0	0 0	0	0	0	0	0	0	-5	Totals				
33 Brayden Daniels	01:48	0-0	0-0	0-0	0 0 0	0 0	0	0	0	0	0	0	-1	37-68 13-24 9-13 7 38 45 17 13 96 25 5 5 8 2 36				
43 Jermontae Hill	00:24	0-0	0-0	0-0	0 0 0	0 0	0	0	0	0	0	0	-5	Technical Fouls: NONE				
Team					1 1 2	0	0	0							ASU			
Totals	37:68	13-24	9-13	7	38	45	17	13	96	25	5	5	8	2	36	GaTech		

ASU		GaTech		Points from		Period by Period Scoring		
Biggest lead	0 (1st 20:00)	42 (2nd 10:08)	Turnovers	9	18	1st	2nd	TOT
Best Scoring Run	0 (2nd 17:06)	17 (1st 3:06)	Paint	30	38			
Lead Changes	0	17 (1st 3:06)	Second Chance	6	11			
Times Tied	0	0	Fast Breaks	16	21			
Time with Lead	00:00	39:43	Bench	28	29			
						ASU 20 40 60		
						GaTech 55 41 96		

Georgia Tech - 59		Record: 6-4 (0-1)		Shooting By Period													
NO. Name	Min	FG	3P	FT	Rebounds	Fouls	TP	AS	TO	ST	Blocks	BS	BA	+/-	1st FG%	10-30	33.3%
4 Ja'von Franklin	06:26	0-1	0-0	0-0	0 0 0	1 0	0	1	0	0	0	0	-10	3PT%	5-16	31.3%	
14 Jalón Moore	28:05	6-10	2-2	0 5 5	4 2 15	1 1	2	2	1	0	1	0	-5	FT%	1-2	50%	
3 Dallan "Deebo" Coleman	29:24	4-7	3-5	2-2	0 1 1	1 2	13	0	1	0	1	0	-14	2nd FG%	12-24	50.0%	
5 Deivon Smith	22:52	0-5	0-2	0-0	0 4 4	0 0	0	0	0	1	1	1	-8	3PT%	4-10	40.0%	
13 Miles Kelly	32:58	6-12	3-8	0-0	4 4 2	0 0	15	0	2	3	0	0	-19	3PT%	5-6	83.3%	
0 Lance Terry	24:32	3-8	2-6	1-2	0 2 2	2 3	9	1	0	0	0	0	-12	GMFG%	22-54	40.7%	
23 Jordan Meka	08:09	0-0	0-0	0-0	0 1 1	4 0	0	0	0	0	1	0	6	3PT%	9-26	34.6%	
1 Kyle Sturdivant	15:51	0-6	0-3	1-2	0 2 2	0 2	1	3	1	0	0	0	-7	FT%	6-8	75.0%	
24 Rodney Howard	25:25	3-3	0-0	0-0	1 1 2	4 0	6	1	4	0	0	0	-12	Dead Ball Rebounds: 2, 0			
11 Tristan Maxwell	06:16	0-2	0-0	0-0	0 1 1	2 2	0	0	0	0	0	0	1	Team			
Team					0 0 0	0	0	1							Technical Fouls: NONE		
Totals	22:54	9-26	6-8	1	21	22	20	11	59	10	8	5	1	16			

North Carolina - 75		Record: 6-4 (1-1)		Shooting By Period													
NO. Name	Min	FG	3P	FT	Rebounds	Fouls	TP	AS	TO	ST	Blocks	BS	BA	+/-	1st FG%	14-31	45.2%
5 Armando Bacot	33:44	8-16	0-1	5-9	7 5 13	11 7	21	1	0	0	1	0	17	3PT%	2-6	33.3%	
32 Pete Nance	30:33	3-4	1-2	4-4	0 6 6	2 3	11	2	1	0	0	0	22	FT%	9-11	81.8%	
1 Leahy Black	35:00	0-4	0-1	1-2	1 4 5	2 2	1	1	3	0	1	0	15	2nd FG%	13-26	50.0%	
2 Caleb Love	31:16	4-12	1-6	1-1	0 3 3	0 2	10	5	4	0	2	1	1	3PT%	1-7	14.3%	
4 RJ Davis	34:39	8-13	1-2	5-6	2 8 10	3 5	22	3	4	1	0	2	20	FT%	9-13	69.2%	
0 Seth Trimble	14:51	1-5	0-1	2-2	0 2 2	1 1	4	0	1	0	0	0	15	GMFG%	27-57	47.4%	
14 Puff Johnson	12:17	1-1	0-0	0-0	1 1 2	2 0	2	0	1	0	0	0	-3	3PT%	3-13	23.1%	
24 Tyler Nickel	05:18	1-1	0-0	0-0	0 0 0	0 0	0	0	0	0	0	0	-3	FT%	18-24	75.0%	
13 Jalón Washington	02:22	1-1	0-0	0-0	0 0 0	0 0	0	0	0	0	0	0	-4	Dead Ball Rebounds: 3, 0			
Team					1 1 2	0	0	0						Technical Fouls: NONE			
Totals	27:57	3-13	18-24	12	31	43	11	20	75	15	11	5	1	16			

Clemson		GaTech		Points from		Period by Period Scoring		
Biggest lead	1 (1st 18:21)	20 (2nd 2:22)	Turnovers	13	13	1st	2nd	TOT
Best Scoring Run	6 (2nd 1:44)	11 (1st 0:29)	Paint	22	36			
Lead Changes	4	0	Second Chance	0	7			
Times Tied	3	0	Fast Breaks	3	17			
Time with Lead	00:32	37:00	Bench	16	10			
						Clem 40 39 79		
						GaTech 25 40 66		

GAME NOTES



# 2022-23 BOX SCORES

Official Basketball Box Score - Final													Game Time: 12:00 PM			
Virginia at Georgia Tech													Game Duration: 1:55			
12/31/22 McCarish Pavilion, Atlanta													Attendance: 5,371			
2022-23 Men's Basketball													Officials: Bert Smith, Tommy Morrissey, Courtney Smith			
Virginia - 74													Record: 10-2 (2-1)			
NO. Name	Min	FG	3P	FT	Rebounds	Fouls	TP	AS	TO	ST	Blocks	+/-	Shooting By Period			
1 Jayden Gardner	F 22:01	7-12	0-0	0-0	2 2 2	2 0	14	1	1	1	0	0	13	1st FG%	13-25	52.0%
21 Kadin Shedrick	F 16:53	3-4	0-0	5-5	2 2 4	4 4	11	1	1	1	2	0	12	3PT%	8-15	53.3%
0 Khevi Clark	G 30:34	6-9	2-3	1-3	1 1 2	1 3	15	8	3	3	0	1	19	FT%	2-4	50%
2 Reece Beekman	G 26:45	3-6	2-3	0-0	1 3 4	1 0	8	4	2	2	0	0	23	2nd FG%	14-32	43.8%
4 Armaan Franklin	G 31:28	3-12	3-9	2-2	2 1 3	1 4	11	4	0	5	0	0	19	3PT%	2-7	28.6%
11 Isaac McNeely	24:28	3-5	3-5	0-0	1 3 4	2 0	9	2	3	0	0	0	2	FT%	8-12	66.7%
5 Ben Vander Plas	21:04	1-3	0-1	1-2	1 5 6	0 3	3	0	0	2	0	0	11	GMFG%	27-57	47.4%
22 Francisco Caffaro	05:46	0-1	0-0	0-0	0 0 0	0 0	0	0	0	0	0	0	2	3PT%	10-22	45.5%
13 Ryan Dunn	11:44	1-1	0-0	0-0	1 2 3	0 0	2	1	1	0	0	0	3	FT%	10-16	62.5%
10 Taine Murray	04:09	0-1	0-1	0-0	0 0 0	0 0	0	0	0	0	0	0	4	Dead Ball Rebounds: 2 0		
12 Chase Coleman	02:34	0-0	0-0	1-2	0 0 0	1 1	1	1	0	0	0	0	-4	Technical Fouls: NONE		
24 Tristan How	02:34	0-3	0-0	0-2	2 1 3	1 1	0	0	0	0	0	0	-6	Team		
Team													27-57 10-22 10-16 11 20 31 14 16 74 21 11 14 3 1 18			
Totals													27-57 10-22 10-16 11 20 31 14 16 74 21 11 14 3 1 18			
Georgia Tech - 56													Record: 7-6 (0-3)			
NO. Name	Min	FG	3P	FT	Rebounds	Fouls	TP	AS	TO	ST	Blocks	+/-	Shooting By Period			
14 Jalon Moore	F 21:49	0-2	0-0	2-2	0 1 1	0 1	2	0	1	1	0	0	-23	1st FG%	9-20	45.0%
24 Rodney Howard	C 27:54	4-6	0-0	0-0	1 4 5	1 0	8	1	4	1	0	0	-18	3PT%	3-7	42.9%
0 Lance Terry	G 27:38	2-5	1-2	2-2	1 1 2	3 2	7	1	2	0	0	0	-11	FT%	4-5	80%
1 Kyle Sturdivant	G 29:40	1-4	0-2	0-0	0 2 2	2 1	2	8	5	1	0	0	0	2nd FG%	11-25	44.0%
3 Dallan "Deebo" Coleman	G 33:54	2-6	1-3	1-2	0 4 4	3 2	6	1	4	0	0	0	-18	3PT%	4-9	44.4%
4 Ja'von Franklin	22:20	5-9	0-0	1-4	5 4 9	2 5	11	0	1	1	0	2	3	FT%	5-8	62.5%
5 De'von Smith	08:26	0-0	0-0	0-0	0 1 1	3 0	0	3	0	0	0	0	-15	GMFG%	20-45	44.4%
13 Miles Kelly	28:19	6-13	5-9	3-3	0 1 1	2 3	20	0	3	2	0	1	-8	3PT%	7-16	43.8%
Team													1 4 5 0 0 0			
Totals													20-45 7-16 9-13 8 22 30 16 14 56 11 23 6 1 3 -18			
Technical Fouls: NONE																
Biggest lead													UVA 27 (2 <sup>nd</sup> 14:41) 0 (1 <sup>st</sup> 20:00)			
Best Scoring Run													25 (2 <sup>nd</sup> 14:41) 6 (1 <sup>st</sup> 7:07)			
Lead Changes													0			
Times Tied													1			
Time with Lead													39:17 00:00			
Points from Turnovers													UVA 30 17			
Paint													28 24			
Second Chance													10 4			
Fast Breaks													14 15			
Bench													15 31			
Period by Period Scoring													UVA 36 38 74			
													GaTech 25 31 56			

Official Basketball Box Score - Final													Game Time: 7:00 PM			
Miami (FL) at Georgia Tech													Game Duration: 2:17			
01/04/23 McCarish Pavilion, Atlanta													Attendance: 4,203			
2022-23 Men's Basketball													Officials: Jamie Luckie, Brent Hampton, Matt Potter			
Miami (FL) - 70													Record: 13-2 (4-1)			
NO. Name	Min	FG	3P	FT	Rebounds	Fouls	TP	AS	TO	ST	Blocks	+/-	Shooting By Period			
15 Norchad Omier	F 21:02	6-12	0-1	5-7	3 5 8	5 5	17	1	0	0	0	1	1	1st FG%	14-36	38.9%
2 Isaiah Wong	G 38:09	1-11	0-8	4-5	3 3 6	3 3	6	3	2	4	1	0	-10	3PT%	4-15	26.7%
11 Jordan Miller	G 37:10	7-12	0-1	3-4	2 1 3	2 3	17	0	0	0	0	0	-6	FT%	3-4	75%
24 Nijel Pack	G 34:01	4-15	3-12	2-2	2 2 4	1 2	13	2	2	1	0	0	2	2nd FG%	10-29	34.5%
55 Wooga Poplar	G 20:49	4-8	0-3	1-3	0 2 2	2 2	9	0	2	6	0	0	4	3PT%	1-17	5.9%
0 AJ Casey	04:52	0-0	0-0	2-2	1 0 1	0 1	2	0	0	0	0	-13	FT%	14-21	66.7%	
4 Bensley Joseph	25:53	1-7	1-5	0-2	1 3 4	3 1	3	3	0	1	1	1	-10	GMFG%	24-68	35.3%
1 Anthony Walker	10:21	1-1	1-1	0-0	1 3 4	0 0	3	1	0	1	0	0	-1	3PT%	5-32	15.6%
5 Harford Beverly	06:53	0-1	0-1	0-0	0 0 0	0 0	0	0	0	0	0	0	1	FT%	17-25	68.0%
12 Favour Aire	02:50	0-1	0-0	0-0	0 0 0	1 0	0	0	0	0	0	0	2	Dead Ball Rebounds: 4 0		
Team													3 1 4 0 1 1			
Totals													24-68 5-32 17-25 16 20 36 17 17 70 12 7 13 3 2 -6			
Technical Fouls: NONE																
Georgia Tech - 76													Record: 8-6 (1-3)			
NO. Name	Min	FG	3P	FT	Rebounds	Fouls	TP	AS	TO	ST	Blocks	+/-	Shooting By Period			
14 Jalon Moore	F 19:36	4-7	0-0	2-2	2 4 6	2 1	10	2	3	1	0	1	0	1st FG%	15-32	46.9%
24 Rodney Howard	C 26:09	2-3	0-0	0-0	2 6 8	3 0	4	3	3	0	1	0	9	3PT%	6-12	50.0%
0 Lance Terry	G 40:00	8-13	4-5	4-6	2 4 6	2 6	24	0	2	1	1	2	6	FT%	3-3	100%
3 Dallan "Deebo" Coleman	G 36:07	4-13	2-8	4-4	2 4 6	4 3	14	3	2	1	0	0	8	2nd FG%	10-29	34.5%
13 Miles Kelly	G 35:08	5-17	3-9	7-7	0 4 4	2 5	20	1	2	0	0	0	8	3PT%	3-12	25.0%
4 Ja'von Franklin	13:51	0-1	0-0	0-0	1 1 2	2 2	0	1	2	0	0	0	-3	FT%	14-16	87.5%
1 Kyle Sturdivant	08:03	0-2	0-0	0-0	0 1 1	2 0	0	0	1	0	0	0	-2	GMFG%	25-61	41.0%
5 De'von Smith	21:06	2-5	0-0	0-0	2 5 7	0 0	4	5	0	0	0	0	4	3PT%	9-24	37.5%
Team													3 3 6 0 0 0			
Totals													25-61 9-24 17-19 14 32 46 17 17 76 15 15 3 2 3 6			
Technical Fouls: NONE																
Biggest lead													Miami 6 (2 <sup>nd</sup> 6:44) 12 (1 <sup>st</sup> 4:34)			
Best Scoring Run													6 (2 <sup>nd</sup> 18:12) 12 (2 <sup>nd</sup> 0:16)			
Lead Changes													9			
Times Tied													7			
Time with Lead													10:04 26:50			
Points from Turnovers													Miami 32 6			
Paint													30 30			
Second Chance													26 15			
Fast Breaks													8 13			
Bench													8 4			
Period by Period Scoring													Miami 35 35 70			
													GaTech 39 37 76			

Official Basketball Box Score - Final													Game Time: 1:00 PM			
Georgia Tech at Florida State													Game Duration: 1:48			
01/07/23 Donald L. Tucker Center, Tallahassee													Attendance: 5,536			
2022-23 Men's Basketball													Officials: Bill Covington Jr, Jeffrey Clark, Trey Styons			
Georgia Tech - 64													Record: 8-7 (1-4)			
NO. Name	Min	FG	3P	FT	Rebounds	Fouls	TP	AS	TO	ST	Blocks	+/-	Shooting By Period			
14 Jalon Moore	F 22:21	1-4	0-1	5-6	2 3 5	1 4	7	0	1	0	0	0	-16	1st FG%	12-27	44.4%
24 Rodney Howard	C 30:02	0-2	0-0	0-0	4 0 4	2 1	0	2	0	1	1	0	4	3PT%	7-14	50.0%
0 Lance Terry	G 37:42	6-15	3-6	2-2	0 5 5	2 3	17	0	3	0	0	0	-12	FT%	5-6	83.3%
3 Dallan "Deebo" Coleman	G 28:12	4-7	2-5	1-2	1 2 3	2 1	11	3	2	1	0	0	-12	2nd FG%	11-30	36.7%
13 Miles Kelly	G 32:29	6-14	4-8	0-0	2 2 2	2 0	16	2	4	0	0	0	-2	3PT%	2-10	20.0%
4 Ja'von Franklin	18:07	3-4	0-0	1-2	3 1 3	1 0	6	0	0	0	0	0	-6	FT%	4-6	66.7%
5 De'von Smith	22:41	3-8	0-2	1-2	1 6 7	2 2	7	6	3	0	0	0	-3	GMFG%	23-57	40.4%
11 Tristan Maxwell	03:36	0-2	0-1	0-0	0 2 2	0 0	0	0	1	0	0	0	-1	3PT%	9-24	37.5%
1 Kyle Sturdivant	04:50	0-1	0-0	0-0	0 0 0	0 0	0	2	2	0	0	0	-7	FT%	9-12	75.0%
Team													0 1 1 0 0 0			
Totals													23-57 9-24 9-12 9 23 32 12 11 64 15 13 6 1 0 -11			
Technical Fouls: NONE																
Florida State - 75													Record: 5-11 (3-2)			
NO. Name	Min	FG	3P	FT	Rebounds	Fouls	TP	AS	TO	ST	Blocks	+/-	Shooting By Period			
3 Cameron Corhen	F 17:48	3-8	1-2	1-2	3 1 4	3 1	8	0	0	0	0	1	-2	1st FG%	15-29	51.7%
1 Jalen Warley	G 31:41	3-6	1-3	1-1	1 3 4	2 1	8	5	2	0	0	0	16	3PT%	6-14	42.9%
4 Caleb Mills	G 35:49	5-11	3-6	0-0	1 1 3	2 1	13	7	3	1	0	0	10	FT%	3-5	60%
22 Darin Green Jr.	G 40:00	7-15	4-11	0-0	0 7 7	1 1	18	4	0	2	0	0	11	2nd FG%	15-32	46.9%
35 Matthew Cleveland	G 38:24	9-16	1-2	2-4	2 10 12	1 3	21	2	2	2	0	0	9	3PT%	4-11	36.4%
24 Nabeem McLeod	22:12	3-4	0-0	1-1	1 3 4	1 4	7	0	0	0	0	0	13	FT%	2-3	66.7%
12 Tom House	05:47	0-1	0-1	0-0	0 0 0	0 0	0	2	1	0	0	0	3	GMFG%	30-61	49.2%
0 Chandler Jackson	08:19	0-0	0-0	0-0	0 0 0	0 0	0	3	1	0	0	0	-5	3PT%	10-25	40.0%
Team													1 1 2 0 0 0			
Totals													30-61 10-25 5-8 8 26 34 11 12 75 23 9 5 0 1 11			
Technical Fouls: NONE																
Biggest lead													GT 9 (1 <sup>st</sup> 15:48) 22 (2 <sup>nd</sup> 5:34)			
Best Scoring Run													10 (1 <sup>st</sup> 15:48) 11 (1 <sup>st</sup> 0:35)			
Lead Changes													6			
Times Tied													0			
Time with Lead													16:33 22:58			
Points from Turnovers													GT 12 18			
Paint													24 36			
Second Chance													7 6			
Fast Breaks																



# 2022-23 BOX SCORES

Official Basketball Box Score - Final													Game Time: 3:00 PM											
Pittsburgh at Georgia Tech													Game Duration: 1:53											
01/14/23 McCamish Pavilion, Atlanta													Attendance: 5,355											
2022-23 Men's Basketball													Officials: Jamie Luckie, A.J. Desai, Matt Potter											
<b>Pittsburgh - 71</b>													<b>Record: 12-6 (5-2)</b>											
NO. Name	Min	FG	3P	FT	Rebounds	Fouls	TP	AS	TO	ST	Blocks	+/-	Shooting By Period											
2 Blake Hinson	F 29:36	4-14	2-7	3-5	1 3 4	1 5	13	0	2	0	1	8	1 <sup>st</sup> FG% 13-33 39.4%	1 <sup>st</sup> FG% 17-30 56.7%	3 <sup>rd</sup> FG% 4-11 36.4%	3 <sup>rd</sup> FT% 4-5 80%								
33 Federico Federico	C 34:46	1-3	0-0	1-2	3 4 7	3 1	3	0	2	3	0	14	2 <sup>nd</sup> FG% 7-7 100%	2 <sup>nd</sup> FG% 10-23 43.5%	3 <sup>rd</sup> FT% 3-10 30.0%	3 <sup>rd</sup> FT% 13-15 86.7%								
0 Nelly Cummings	G 23:44	5-7	1-3	0-0	0 5 5	4 0	11	2	0	0	0	11	GM FG% 24-56 42.9%	GM FG% 27-53 50.9%	3 <sup>rd</sup> FT% 7-21 33.3%	3 <sup>rd</sup> FT% 17-20 85.0%								
3 Greg Elliott	G 24:41	1-7	0-3	2-2	0 5 5	0 1	4	1	0	1	0	5	FT% 17-20 85.0%	FT% 17-20 85.0%	FT% 17-20 85.0%	FT% 17-20 85.0%								
11 Jamarious Burton	G 36:54	6-13	0-1	7-7	1 2 3	2 4	19	2	1	1	0	11	Dead Ball Rebounds: 1, 1	Dead Ball Rebounds: 2, 1	Dead Ball Rebounds: 2, 1	Dead Ball Rebounds: 2, 1								
22 Nike Sibande	G 34:41	7-12	3-6	4-4	0 6 6	0 4	21	0	1	0	0	6												
5 Nate Santos	G 10:24	0-0	0-0	0-0	0 1 1	1 0	0	0	0	0	0	3												
25 Guillermo Diaz Graham	G 05:14	0-0	0-0	0-0	1 0 1	1 1	0	0	0	0	0	3												
Team					0 3 3	0	0	0	0	0	0	0												
Totals		24-56	6-20	17-20	6 29 35	12 16	71	5	3	6	4	2 11												
Technical Fouls: NONE																								
<b>Georgia Tech - 60</b>													<b>Record: 8-9 (1-6)</b>											
NO. Name	Min	FG	3P	FT	Rebounds	Fouls	TP	AS	TO	ST	Blocks	+/-	Shooting By Period											
14 Jalon Moore	F 10:16	1-3	1-2	0-0	0 2 2	1 1	3	0	2	0	1	1	1 <sup>st</sup> FG% 13-35 37.1%	1 <sup>st</sup> FG% 16-36 44.4%	3 <sup>rd</sup> FG% 1-10 10.0%	3 <sup>rd</sup> FT% 4-10 40%								
24 Rodney Howard	C 33:38	3-6	0-0	0-4	4 6 10	2 2	6	1	1	0	0	7	2 <sup>nd</sup> FG% 11-31 35.5%	2 <sup>nd</sup> FG% 12-35 34.3%	3 <sup>rd</sup> FT% 1-11 9.1%	3 <sup>rd</sup> FT% 4-9 44.4%								
0 Lance Terry	G 26:16	1-6	0-2	0-0	0 2 2	4 3	2	1	0	0	0	15	FT% 0-3 0.0%	FT% 4-9 44.4%	GM FG% 28-71 39.4%	GM FG% 2-21 9.5%								
3 Dallan "Deebo" Coleman	G 33:36	5-12	3-8	0-0	1 1 2	4 2	13	2	1	0	0	13	3 <sup>rd</sup> FG% 4-10 40.0%	3 <sup>rd</sup> FG% 8-19 42.1%	3 <sup>rd</sup> FT% 2-21 9.5%	3 <sup>rd</sup> FT% 8-19 42.1%								
13 Miles Kelly	G 27:21	2-10	2-5	0-0	1 2 3	3 2	6	3	2	0	0	1	GM FG% 24-66 36.4%	GM FG% 28-71 39.4%	3 <sup>rd</sup> FT% 2-21 9.5%	3 <sup>rd</sup> FT% 8-19 42.1%								
5 Deivon Smith	G 30:54	6-14	3-6	0-1	3 8 11	1 1	15	1	3	0	0	1	FT% 12-29 41.4%	FT% 8-19 42.1%	FT% 2-21 9.5%	FT% 8-19 42.1%								
1 Kyle Sturdivant	G 20:11	2-7	1-4	0-0	1 1 2	0 0	5	1	0	0	0	1	FT% 0-3 0.0%	FT% 8-19 42.1%	FT% 2-21 9.5%	FT% 8-19 42.1%								
4 Ja'von Franklin	G 06:22	1-2	0-0	0-0	1 0 1	1 0	2	0	0	0	0	1	Dead Ball Rebounds: 1, 2	Dead Ball Rebounds: 1, 2	Dead Ball Rebounds: 1, 2	Dead Ball Rebounds: 1, 2								
11 Tristan Maxwell	G 11:26	3-6	2-2	0-1	0 1 1	0 1	8	2	0	0	0	2												
Team					4 3 7	0	0	0	0	0	0	0												
Totals		24-66	12-29	0-3	14 26 40	16 12	60	15	10	2	4	11												
Technical Fouls: NONE																								
<b>Biggest lead</b>													<b>Pitt</b>		<b>GaTech</b>		<b>Points from Turnovers</b>		<b>Pitt</b>		<b>GaTech</b>		<b>Period by Period Scoring</b>	
12 (2 <sup>nd</sup> 1:47)													3 (1 <sup>st</sup> 19:02)		8		0		1st		2nd		TOT	
<b>Best Scoring Run</b>													7 (1 <sup>st</sup> 8:03)		5 (1 <sup>st</sup> 9:42)		30		16					
<b>Lead Changes</b>													11		6		19							
<b>Times Tied</b>													4		19		10							
<b>Time with Lead</b>													31:37		04:20									

Official Basketball Box Score - Final													Game Time: 12:00 PM											
Syracuse at Georgia Tech													Game Duration: 1:49											
01/21/23 McCamish Pavilion, Atlanta													Attendance: 5,586											
2022-23 Men's Basketball													Officials: Ted Valentine, Mark Schnur, Jerry Heater											
<b>Syracuse - 80</b>													<b>Record: 13-7 (6-3)</b>											
NO. Name	Min	FG	3P	FT	Rebounds	Fouls	TP	AS	TO	ST	Blocks	+/-	Shooting By Period											
0 Chris Bell	F 18:25	0-1	0-1	2-3	0 0 0	0 1	2	1	1	0	0	0	1 <sup>st</sup> FG% 14-27 51.9%	1 <sup>st</sup> FG% 12-31 38.7%	3 <sup>rd</sup> FG% 3-11 27.3%	3 <sup>rd</sup> FT% 1-2 50%								
13 Benny Williams	F 08:18	0-3	0-1	1-2	0 3 3	0 1	1	0	0	0	0	10	2 <sup>nd</sup> FG% 17-29 58.6%	2 <sup>nd</sup> FG% 10-33 30.3%	3 <sup>rd</sup> FT% 1-2 50%	3 <sup>rd</sup> FT% 1-2 50%								
14 Jesse Edwards	C 27:16	6-9	0-0	2-2	3 4 7	4 5	14	1	1	0	3	1	FT% 2-7 28.6%	FT% 10-33 30.3%	GM FG% 22-64 34.4%	GM FG% 22-64 34.4%								
3 Judah Mintz	G 29:51	4-7	0-1	5-9	1 2 3	2 7	13	6	1	0	0	1	3 <sup>rd</sup> FG% 6-14 42.9%	3 <sup>rd</sup> FG% 22-64 34.4%	3 <sup>rd</sup> FT% 4-23 17.4%	3 <sup>rd</sup> FT% 3-4 75.0%								
11 Joseph Girard III	G 40:00	11-21	6-10	0-0	0 5 5	0 1	28	7	2	1	0	17	GM FG% 31-56 55.4%	GM FG% 22-64 34.4%	3 <sup>rd</sup> FT% 4-23 17.4%	3 <sup>rd</sup> FT% 3-4 75.0%								
5 Justin Taylor	G 04:31	0-0	0-0	0-0	0 0 0	0 0	0	0	0	0	0	0	FT% 12-18 66.7%	FT% 12-18 66.7%	FT% 12-18 66.7%	FT% 12-18 66.7%								
1 Malik Brown	G 31:42	8-9	0-0	2-2	2 2 4	3 2	18	0	1	4	0	1	Dead Ball Rebounds: 2, 0	Dead Ball Rebounds: 2, 0	Dead Ball Rebounds: 2, 0	Dead Ball Rebounds: 2, 0								
10 Symir Torrence	G 10:09	1-2	0-0	0-0	0 1 1	0 0	2	1	2	0	0	0												
24 Quadir Copeland	F 17:04	1-4	0-1	0-0	2 4 6	1 0	2	2	0	0	0	0												
55 Mourir Hima	G 12:44	0-0	0-0	0-0	0 1 1	2 0	0	0	0	0	0	1												
Team					1 2 3	0	0	0	0	0	0	0												
Totals		31-56	6-14	12-18	9 24 33	12 17	80	18	8	8	5	17												
Technical Fouls: NONE																								
<b>Georgia Tech - 63</b>													<b>Record: 8-11 (1-8)</b>											
NO. Name	Min	FG	3P	FT	Rebounds	Fouls	TP	AS	TO	ST	Blocks	+/-	Shooting By Period											
14 Jalon Moore	F 26:40	4-13	0-0	3-6	2 3 5	4 4	11	2	3	0	1	3	1 <sup>st</sup> FG% 14-26 53.8%	1 <sup>st</sup> FG% 14-26 53.8%	3 <sup>rd</sup> FG% 5-10 50.0%	3 <sup>rd</sup> FT% 6-8 75%								
24 Rodney Howard	C 25:21	2-2	0-0	0-0	3 1 4	1 1	4	1	1	0	1	0	2 <sup>nd</sup> FG% 11-32 34.4%	2 <sup>nd</sup> FG% 14-25 56.0%	3 <sup>rd</sup> FT% 4-10 40%	3 <sup>rd</sup> FT% 3-3 100%								
3 Dallan "Deebo" Coleman	G 40:00	6-9	5-8	0-0	2 2 4	2 2	17	2	1	0	0	17	GM FG% 25-58 43.1%	GM FG% 27-51 52.9%	3 <sup>rd</sup> FT% 9-20 45.0%	3 <sup>rd</sup> FT% 9-11 81.8%								
5 Deivon Smith	G 33:47	4-11	1-6	0-0	0 4 4	2 0	9	7	1	2	2	13	FT% 2-4 50%	FT% 9-20 45.0%	FT% 9-11 81.8%	FT% 9-11 81.8%								
13 Miles Kelly	G 36:23	5-14	3-11	0-0	0 4 4	4 0	13	4	2	1	0	9	GM FG% 25-58 43.1%	GM FG% 27-51 52.9%	3 <sup>rd</sup> FT% 9-20 45.0%	3 <sup>rd</sup> FT% 9-11 81.8%								
4 Ja'von Franklin	G 17:46	1-1	0-0	0-0	0 2 2	3 3	2	3	0	1	0	0	FT% 3-6 50.0%	FT% 3-6 50.0%	FT% 3-6 50.0%	FT% 3-6 50.0%								
1 Kyle Sturdivant	G 18:42	3-8	1-6	0-0	1 1 2	2 2	3	0	0	0	0	13	Dead Ball Rebounds: 4, 1	Dead Ball Rebounds: 4, 1	Dead Ball Rebounds: 4, 1	Dead Ball Rebounds: 4, 1								
23 Jordan Meka	G 01:21	0-0	0-0	0-0	1 0 1	0 0	0	0	0	0	0	2												
Team					2 2 4	0	0	2	0	0	0	0												
Totals		25-58	10-31	3-6	8 19 27	17 12	63	20	16	3	5	17												
Technical Fouls: NONE																								
<b>Biggest lead</b>													<b>SYR</b>		<b>GaTech</b>		<b>Points from Turnovers</b>		<b>SYR</b>		<b>GaTech</b>		<b>Period by Period Scoring</b>	
17 (2 <sup>nd</sup> 1:10)													11 (1 <sup>st</sup> 12:56)		24		7		1st		2nd		TOT	
<b>Best Scoring Run</b>													17 (1 <sup>st</sup> 6:19)		6 (1 <sup>st</sup> 17:31)		44		24					
<b>Lead Changes</b>													1		5		7							
<b>Times Tied</b>													1		14		13							
<b>Time with Lead</b>													29:02		10:09									

Official Basketball Box Score - Final													Game Time: 7:00 PM			
NC State at Georgia Tech													Game Duration: 2:06			
01/17/23 McCamish Pavilion, Atlanta													Attendance: 4,242			
2022-23 Men's Basketball													Officials: Roger Ayers, Lee Cassell, Paul Sisco			
<b>NC State - 78</b>													<b>Record: 15-4 (5-3)</b>			
NO. Name	Min	FG	3P	FT	Rebounds	Fouls	TP	AS	TO	ST	Blocks	+/-	Shooting By Period			
23 Greg Gantt	F 19:35	1-1	0-0	0-0	2 3 5	5 0	2	0	1	1	1	0	1 <sup>st</sup> FG% 17-30 56.7%	1 <sup>st</sup> FG% 4-11 36.4%	3 <sup>rd</sup> FG% 4-5 80%	3 <sup>rd</sup> FT% 4-5 80%
30 D.J. Burns Jr.	F 34:36	5-10	0-0	0-1	1 5 6	3 2	10	3	5	1	1	0	2 <sup>nd</sup> FG% 10-23 43.5%	2 <sup>nd</sup> FG% 13-15 86.7%	3 <sup>rd</sup> FT% 3-10 30.0%	3 <sup>rd</sup> FT% 13-15 86.7%
0 Terquavion Smith	G 37:32	9-17	4-11	3-4	0 3 3	3 3	25	5	3	0	2	0	GM FG% 24-56 42.9%	GM FG% 27-53 50.9%	3 <sup>rd</sup> FT% 7-21 33.3%	3 <sup>rd</sup> FT% 17-20 85.0%
1 Jarkel Joiner	G 38:42	5-11	0-1	9-9	0 8 8	0 8	19	3	4	1	0	2	FT% 17-20 85.0%	FT% 17-20 85.0%	FT% 17-20 85.0%	FT% 17-20 85.0%
14 Casey Morsell	G 37:24	3-8	2-6	4-4	4 5 9	2 2	12	1	0	1	3	1	Dead Ball Rebounds: 2, 1	Dead Ball Rebounds: 2, 1	Dead Ball Rebounds: 2, 1	Dead Ball Rebounds: 2, 1
24 Ernest Ross	G 16:16	3-3	1-1	1-2	0 2 2	5 1	8	3	0	2	0	0				
4 LJ Thomas	G 11:55	1-3	0-2	0-0	0 2 2	0 2	2	0	0	0	0	0				
10 Breon Pass	G 04:00	0-0	0-0	0-0	0 1 1	1 0	0	0	0	0	0	0				
Team					1 2 3	0	0	0	0	0	0	0				
Totals		27-53	7-21	17-20	8 31 39	19 18	78	15	15	6	7	3 12				

# 2022-23 BOX SCORES

**Duke at Georgia Tech**  
01/28/23 McCamish Pavilion, Atlanta  
2022-23 Men's Basketball  
Officials: Lee Cassel, Shayne Slyms, Earl Walton

Game Time: 3:00 PM  
Game Duration: 1:53  
Attendance: 7,382

Record: 15-6 (6-4)

NO.	Name	Min	FG			3P			FT			Rebounds		Fouls		TP	AS	TO	ST	Blocks			+/-
			M	A	P	M	A	P	M	A	P	OR	DR	PF	FF					BS	BA	BB	
25	Mark Mitchell	F	25:55	4-10	1-1	3-5	1	5	6	1	5	11	4	2	0	0	1	31					
1	Dereck Lively II	C	23:30	4-6	1-2	0-0	6	4	10	2	1	9	1	0	1	3	1	25					
30	Kyle Filipowski	C	26:47	6-9	1-3	5-6	0	7	7	1	5	18	2	3	1	2	1	35					
3	Jeremy Roach	G	27:36	4-9	4-7	0-0	1	4	5	1	1	12	2	2	0	0	29						
5	Tyrese Proctor	G	27:05	3-6	1-3	0-0	0	0	0	1	0	7	8	0	0	0	38						
2	Jaylen Blakes	F	12:30	1-3	0-0	1-1	0	2	2	2	2	0	2	0	2	1	5						
13	Jacob Grandison	F	19:41	4-6	2-4	0-0	1	1	2	1	0	10	2	1	0	0	8						
15	Ryan Young	F	10:20	5-6	0-0	0-1	1	1	2	1	1	10	1	0	0	0	1	12					
14	Jaden Schutt	F	12:49	2-5	0-3	0-0	0	1	1	0	0	4	1	0	0	0	14						
21	Christian Reeves	F	06:10	1-1	0-0	0-1	1	0	1	1	1	2	1	0	0	0	6						
12	Kale Catchings	F	04:23	0-0	0-0	0-1	0	2	2	0	1	0	0	0	0	0	6						
41	Max Johns	F	03:14	0-0	0-0	0-0	0	0	0	0	0	0	0	0	0	0	6						
Team							3	3	6														
Totals			34:61	9:23	9-15	14	30	44	11	17	86	24	9	5	6	5	43						

Technical Fouls: NONE

Shooting By Period  
1st FG% 15-31 48.4%  
3PT% 6-13 46.2%  
FT% 7-10 70%  
2nd FG% 19-30 63.3%  
3PT% 3-10 30.0%  
FT% 2-5 40%  
GM FG% 34-61 55.7%  
3PT% 9-23 39.1%  
FT% 9-15 60.0%  
Dead Ball Rebounds: 2, 1

**Georgia Tech - 43**  
Record: 8-13 (1-10)

NO.	Name	Min	FG			3P			FT			Rebounds		Fouls		TP	AS	TO	ST	Blocks			+/-
			M	A	P	M	A	P	M	A	P	OR	DR	PF	FF					BS	BA	BB	
14	Jalon Moore	F	16:31	0-5	0-2	1-2	0	3	3	3	1	1	0	2	0	0	2	-12					
24	Rodney Howard	C	29:19	3-8	0-0	3-4	3	3	6	1	3	0	3	0	3	0	40						
3	Dallan "Deebo" Coleman	G	32:07	2-8	1-4	0-0	1	1	1	2	5	0	2	1	2	1	-38						
5	Devon Smith	G	30:28	2-8	1-3	0-0	0	3	3	0	5	5	0	0	0	-32							
13	Miles Kelly	G	31:40	2-9	1-4	0-0	0	3	3	0	0	5	0	1	0	0	-38						
1	Kyle Sturdivant	F	19:23	1-3	0-1	0-0	0	1	1	2	1	2	3	1	0	0	-25						
11	Tristan Maxwell	F	21:04	4-9	2-6	0-0	0	1	1	3	0	10	2	1	1	0	-12						
4	Ja'von Franklin	F	16:00	3-4	0-1	0-0	0	2	2	4	6	1	1	2	0	0	-12						
10	Cyril Martynov	F	01:43	0-0	0-0	0-0	0	0	0	1	0	0	0	0	0	0	-3						
12	Freds Pauls Bagatskis	F	01:45	0-1	0-1	0-0	0	0	0	1	0	0	0	0	0	0	-3						
Team							2	2	0														
Totals			17:55	5:22	4-6	5	17	22	17	11	43	12	11	4	5	6	43						

Technical Fouls: NONE

Shooting By Period  
1st FG% 10-20 50.0%  
3PT% 3-9 33.3%  
FT% 2-2 100%  
2nd FG% 7-26 26.9%  
3PT% 2-13 15.4%  
FT% 2-4 50%  
GM FG% 17-55 30.9%  
3PT% 5-22 22.7%  
FT% 4-6 66.7%  
Dead Ball Rebounds: 4, 0

	Duke		GaTech		Points from Turnovers	Points from Paint	Second Chance	Fast Breaks	Bench	Period by Period Scoring			
	1st	2nd	TOT	1st						2nd	TOT		
Biggest lead	43 (2nd 0:32)	0 (1st 20:00)	15	1	43	43	6	11	18	Duke	43	43	86
Best Scoring Run	13 (2nd 13:45)	5 (1st 9:59)	43	12	43	43	6	11	18	GaTech	25	18	43
Lead Changes	0	0											
Times Tied	0	0											
Time with Lead	39:37	00:00											

**Georgia Tech at Louisville**  
02/01/23 KFC Yum! Center, Louisville  
2022-23 Men's Basketball  
Officials: Jamie Luckie, Bill Covington Jr., A.J. Desai

Game Time: 7:04 PM  
Game Duration: 2:05  
Attendance: 11,416

Record: 8-14 (1-11)

NO.	Name	Min	FG			3P			FT			Rebounds		Fouls		TP	AS	TO	ST	Blocks			+/-
			M	A	P	M	A	P	M	A	P	OR	DR	PF	FF					BS	BA	BB	
4	Ja'von Franklin	F	36:08	3-7	0-0	2-3	7	5	12	3	4	8	1	1	4	3	0	-8					
24	Rodney Howard	C	16:26	0-1	0-0	0-0	0	1	1	2	1	0	0	0	0	0	1						
1	Kyle Sturdivant	G	37:40	5-16	2-9	5-7	0	4	4	1	6	17	4	2	1	0	-8						
3	Dallan "Deebo" Coleman	G	36:15	2-8	2-6	2-4	0	4	4	2	4	8	1	1	2	1	0	-4					
13	Miles Kelly	G	35:41	6-16	2-7	2-2	1	2	3	4	1	16	1	0	1	0	-5						
11	Tristan Maxwell	F	12:23	0-4	0-1	2-4	0	0	0	3	2	2	1	1	0	0	-15						
14	Jalon Moore	F	19:02	1-6	0-1	2-4	4	4	8	3	2	4	1	0	1	1	-7						
12	Freds Pauls Bagatskis	F	06:25	1-3	1-3	0-0	0	0	0	1	0	3	0	0	0	0	-4						
Team							0	0	0														
Totals			18:61	7:27	15:24	12	20	32	19	20	58	10	5	9	5	1	-10						

Technical Fouls: NONE

Shooting By Period  
1st FG% 9-30 30.0%  
3PT% 7-16 43.8%  
FT% 3-4 75%  
2nd FG% 9-31 29.0%  
3PT% 0-11 0.0%  
FT% 12-20 60%  
GM FG% 18-61 29.5%  
3PT% 7-27 25.9%  
FT% 15-24 62.5%  
Dead Ball Rebounds: 3, 0

**Louisville - 68**  
Record: 3-19 (1-10)

NO.	Name	Min	FG			3P			FT			Rebounds		Fouls		TP	AS	TO	ST	Blocks			+/-
			M	A	P	M	A	P	M	A	P	OR	DR	PF	FF					BS	BA	BB	
1	Mike James	F	33:44	3-5	1-3	0-0	0	5	5	4	3	7	2	0	0	0	6						
12	JJ Traylor	F	25:19	4-10	1-4	1-2	1	3	4	3	1	10	0	2	0	0	14						
21	Sydney Curry	F	17:24	2-4	0-0	2-3	2	3	5	0	2	6	0	2	0	0	1	-4					
24	Jae'Lyn Wilhens	F	35:09	4-8	4-6	7-9	0	13	13	4	6	19	1	2	2	0	11	-4					
3	Ei Ellis	G	38:03	4-11	0-4	3-4	1	5	6	2	2	11	4	4	1	0	11						
22	Kamari Lands	D	24:33	2-4	1-2	6-6	1	4	5	1	13	11	2	1	2	0	1	12					
4	Emmanuel Okorator	F	09:16	1-3	0-0	0-0	1	3	4	3	0	2	1	1	0	1	1						
15	Hercy Miller	G	03:59	0-0	0-0	0-0	0	0	0	0	0	0	0	0	0	0	0						
4	Roosevelt Wheeler	F	10:54	1-1	0-0	0-2	1	1	2	2	2	2	0	1	0	0	7						
23	Alexander Payne	F	01:39	0-0	0-0	0-0	0	0	0	0	0	0	0	0	0	0	-1						
Team							2	2	0														
Totals			21:46	7:19	19:26	9	37	46	20	19	68	10	15	5	1	5	10						

Technical Fouls: NONE

Shooting By Period  
1st FG% 14-30 46.7%  
3PT% 3-9 33.3%  
FT% 2-3 66.7%  
2nd FG% 7-26 26.9%  
3PT% 2-13 15.4%  
FT% 2-4 50%  
GM FG% 17-55 30.9%  
3PT% 5-22 22.7%  
FT% 4-6 66.7%  
Dead Ball Rebounds: 4, 0

	GT		LOU		Points from Turnovers	Points from Paint	Second Chance	Fast Breaks	Bench	Period by Period Scoring			
	1st	2nd	TOT	1st						2nd	TOT		
Biggest lead	4 (1st 15:02)	10 (2nd 0:18)	13	7	43	43	6	11	18	LOU	33	35	68
Best Scoring Run	5 (1st 16:13)	7 (1st 12:08)	20	24	43	43	6	11	18				
Lead Changes	2	2											
Times Tied	2	2											
Time with Lead	03:40	32:50											

**Georgia Tech at NC State**  
02/04/23 PNC Arena, Raleigh  
2022-23 Men's Basketball  
Officials: Ron Groover, Mark Schnur, Jerrel Spearman

Game Time: 1:00 PM  
Game Duration: 2:00  
Attendance: 15,473

Record: 8-15 (1-12)

NO.	Name	Min	FG			3P			FT			Rebounds		Fouls		TP	AS	TO	ST	Blocks			+/-
			M	A	P	M	A	P	M	A	P	OR	DR	PF	FF								



# 2022-23 BOX SCORES

Official Basketball Box Score - Final															Game Time: 5:00 PM	
Georgia Tech at Wake Forest															Game Duration: 2:03	
02/11/23 LJM Coliseum, Winston-Salem															Attendance: 8,566	
2022-23 Men's Basketball															Officials: Jamie Luckie, AJ Desai, Justin Porterfield	
<b>Georgia Tech - 70</b>															Record: 9-16 (2-13)	
NO.	Name	Min	FG M-A	3P M-A	FT M-A	Rebounds OR DR TOT	Fouls PF FD	TP	AS	TO	ST	Blocks BS BA	+/-	Shooting By Period		
4	Javon Franklin	F 36:47	6-11	0-0	2-2	8 7 15	3 3	14	2	2	2	0 0	4	1 <sup>st</sup> FG%	14-33 42.4%	
0	Lance Terry	G 25:42	3-4	1-1	1-1	0 2 2	1 2	8	1	2	2	0 0	-13	3 <sup>rd</sup> FT%	5-5 100.0%	
1	Kyle Sturdivant	G 14:12	2-8	1-1	0-0	0 1 1	2 1	5	1	1	0	0 0	1	2 <sup>nd</sup> FG%	13-33 39.4%	
3	Dallan "Deebo" Coleman	G 20:11	2-4	2-4	0-0	0 1 1	4 0	6	0	1	0	0 0	-15	3 <sup>rd</sup> FT%	3-9 33.3%	
13	Miles Kelly	G 34:26	3-12	2-7	1-1	1 6 7	2 1	9	0	0	0	0 0	11	FT%	3-3 100.0%	
24	Rodney Howard	01:50	1-2	0-0	0-0	1 0 1	1 0	2	0	0	0	0 0	-1	GM FG%	27-66 40.9%	
5	Deivon Smith	30:20	7-14	1-3	0-0	1 4 5	4 2	15	5	2	0	2 1	7	3 <sup>rd</sup> FT%	8-19 42.1%	
11	Tristan Maxwell	15:25	1-3	0-1	0-0	1 1 2	1 0	2	0	2	1	0 1	12	FT%	8-8 100.0%	
14	Jalon Moore	21:07	2-8	1-2	4-4	1 2 3	2 2	9	3	0	2	2 0	10	Dead Ball Rebounds: 0.1		
<b>Team</b>						2 0 2		0		1						
<b>Totals</b>		27:66	8-19	8-8	15-24	39	20	11	70	12	11	7	4	3	-1	
Technical Fouls: NONE																
<b>Wake Forest - 71</b>															Record: 17-9 (9-6)	
NO.	Name	Min	FG M-A	3P M-A	FT M-A	Rebounds OR DR TOT	Fouls PF FD	TP	AS	TO	ST	Blocks BS BA	+/-	Shooting By Period		
11	Andrew Carr	F 27:45	3-7	0-2	3-4	1 4 5	2 2	9	2	0	2	0 2	1	1 <sup>st</sup> FG%	14-30 46.7%	
1	Tyree Appleby	G 40:00	5-14	2-6	4-4	0 3 3	2 4	16	6	4	2	0 1	1	3 <sup>rd</sup> FT%	4-16 25.0%	
2	Cameron Hildreth	G 36:01	5-9	0-0	9-12	0 2 2	2 10	19	1	1	1	2 1	8	FT%	2-3 66.7%	
4	Davien Williamson	G 23:59	1-3	1-3	0-0	0 1 1	1 1	3	2	1	0	0 0	1	2 <sup>nd</sup> FG%	9-22 40.9%	
30	Damari Monsanto	G 29:09	2-9	1-7	0-0	2 7 9	2 0	5	3	3	1	0 0	-2	3 <sup>rd</sup> FT%	2-6 33.3%	
20	Davon Bradford	04:25	0-0	0-0	0-0	1 0 1	1 0	0	0	1	0	0 0	4	FT%	17-21 81%	
34	Bob Klinton	28:52	3-6	2-4	3-4	1 4 5	0 2	11	0	0	0	1 0	-1	GM FG%	23-52 44.2%	
33	Matthew Marsh	09:49	4-4	0-0	0-0	1 1 2	1 1	8	0	0	0	0 0	-7	3 <sup>rd</sup> FT%	6-22 27.3%	
<b>Team</b>						1 2 3		0		0				Dead Ball Rebounds: 2.0		
<b>Totals</b>		23:52	6-22	19-24	7 24 31	11 20	71	14	10	6	3	4	1			
Technical Fouls: NONE																
<b>Biggest lead</b>		GaTech 7 (2 <sup>nd</sup> 13:01)		WFU 11 (1 <sup>st</sup> 13:17)		<b>Points from</b>		GaTech 18		WFU 13		<b>Period by Period Scoring</b>				
<b>Best Scoring Run</b>		7 (1 <sup>st</sup> 11:01)		9 (1 <sup>st</sup> 16:18)		<b>Turnovers</b>		18		13		<b>1st 2nd TOT</b>				
<b>Lead Changes</b>		11				<b>Paint</b>		28		32		GaTech 38 32 70				
<b>Times Tied</b>		9				<b>Second Chance</b>		20		11		WFU 34 37 71				
<b>Time with Lead</b>		21:58		14:02		<b>Fast Breaks</b>		11		5						
						<b>Bench</b>		28		19						

GAME NOTES

# MISCELLANEOUS

## Starting Lineups

Game	Opponent	Result	G	G	G	G/F	C/F	Lineup#	Record
N7	CLAYTON STATE	W, 93-63	Sturdivant	Smith	Terry	Coleman	Howard	1	1-0
N12	at Georgia State	W, 59-57	Sturdivant	Smith	Terry	Coleman	Howard	1	2-0
N17	NORTHERN ILLINOIS	W, 68-50	Sturdivant	Smith	Terry	Coleman	Howard	1	3-0
N21	vs. Utah#	L, 64-68	Sturdivant	Smith	Terry	Coleman	Howard	1	3-1
N23	Marquette#	L, 60-84	Sturdivant	Smith	Terry	Coleman	Franklin	2	0-1
N26	NORTH ALABAMA	W, 80-61	Kelly	Smith	Moore	Coleman	Franklin	3	1-0
N29	at Iowa	L, 65-81	Kelly	Smith	Moore	Coleman	Franklin	3	1-1
D2	NORTHEASTERN	W, 81-63	Kelly	Smith	Moore	Coleman	Franklin	3	2-1
D6	GEORGIA	W, 79-77	Kelly	Smith	Moore	Coleman	Franklin	3	3-1
D10	at North Carolina	L, 59-75	Kelly	Smith	Moore	Coleman	Franklin	3	3-2
D17	ALABAMA STATE	W, 96-60	Kelly	Sturdivant	Moore	Maxwell	Howard	4	1-0
D21	CLEMSON	L, 66-79	Kelly	Sturdivant	Moore	Maxwell	Howard	4	1-1
D31	VIRGINIA	L, 56-74	Sturdivant	Terry	Moore	Coleman	Howard	5	0-1
J4	MIAMI	W, 76-70	Kelly	Terry	Moore	Coleman	Howard	6	1-0
J7	at Florida State	L, 64-75	Kelly	Terry	Moore	Coleman	Howard	6	1-1
J10	at Notre Dame	L, 72-73 (ot)	Kelly	Terry	Coleman	Franklin	Howard	7	0-1
J14	PITTSBURGH	L, 60-71	Kelly	Terry	Moore	Coleman	Howard	6	1-2
J17	NC STATE	L, 66-78	Kelly	Sturdivant	Moore	Coleman	Howard	8	0-1
J21	SYRACUSE	L, 63-80	Kelly	Smith	Moore	Coleman	Howard	9	0-1
J24	at Clemson	L, 51-72	Kelly	Smith	Moore	Coleman	Howard	9	0-2
J28	DUKE	L, 43-86	Kelly	Smith	Moore	Coleman	Howard	9	0-3
F1	at Louisville	L, 58-68	Sturdivant	Kelly	Coleman	Franklin	Howard	10	0-1
F4	at NC State	L, 64-72	Sturdivant	Terry	Kelly	Coleman	Franklin	11	0-1
F8	NOTRE DAME	W, 70-68	Sturdivant	Terry	Kelly	Coleman	Franklin	11	1-1
F11	at Wake Forest	L, 70-71	Sturdivant	Terry	Kelly	Coleman	Franklin	11	1-2
F15	VIRGINIA TECH								
F18	FLORIDA TECH								
F21	at Pittsburgh								
F25	LOUISVILLE								
F28	at Syracuse								
M4	at Boston College								
M7	ACC Tournament								

## Specialty Stats (GT/Opp)

Game	Opponent	Paint	OffTo	2ndCh	FBreak	Bench
N7	CLAYTON STATE	52/34	16/14	15/13	25/10	33/18
N12	at Georgia State	22/38	16/6	9/13	8/4	27/24
N17	NORTHERN ILLINOIS	42/24	16/10	17/6	17/14	35/8
N21	vs. Utah#	32/34	24/6	9/13	15/7	31/16
N23	Marquette#	28/38	12/24	16/12	2/17	15/29
N26	NORTH ALABAMA	48/40	19/17	10/10	14/10	21/35
N29	at Iowa	34/36	13/16	15/27	5/5	5/17
D2	NORTHEASTERN	42/32	10/7	22/14	11/0	30/39
D6	GEORGIA	44/48	8/5	13/13	12/9	20/26
D10	at North Carolina	22/36	13/13	0/7	3/17	16/16
D17	ALABAMA STATE	38/30	10/9	11/6	21/16	29/28
D21	CLEMSON	34/48	18/9	9/11	10/5	18/8
D31	VIRGINIA	24/28	17/30	4/10	15/14	31/15
J4	MIAMI	30/32	6/13	15/26	13/8	4/8
J7	at Florida State	24/36	12/18	7/6	8/11	13/7
J10	at Notre Dame	32/28	17/18	14/6	6/4	37/16
J14	PITTSBURGH	16/30	0/8	19/6	10/19	30/21
J17	NC STATE	42/26	22/16	17/4	13/13	18/10
J21	SYRACUSE	24/44	7/24	7/5	13/14	9/22
J24	at Clemson	24/32	8/16	6/7	2/0	16/18
J28	DUKE	12/44	1/15	6/14	11/10	18/29
F1	at Louisville	20/24	13/7	8/12	4/2	9/15
F4	at NC State	28/36	5/11	7/11	17/7	0/16
F8	NOTRE DAME	34/26	5/9	6/8	7/8	8/2
F11	at Wake Forest	28/32	18/13	20/11	11/5	28/19
F15	VIRGINIA TECH					
F18	FLORIDA TECH					
F21	at Pittsburgh					
F25	LOUISVILLE					
F28	at Syracuse					
M4	at Boston College					
M7	ACC Tournament					

## Miscellaneous

Opponent	Uniform Color	Tip	Large Lead	Large Deficit	Ties	Lead Changes	GT Led	Opp Led	Game Tied	1st GT Subs	On the Floor at the End	
N7	CLAYTON STATE	White	CST	37	2	3	2	34:37	1:22	4:01	Kelly, Franklin > Terry, Howard - 14:29-1H	Boyd, Daniels, Hill, Bagatskis, Martynov
N12	at Georgia State	Gold	GT	8	9	8	8	13:29	21:05	5:26	Franklin > Howard - 15:53-1H	Terry, Coleman, Kelly, Moore, Howard
N17	NORTHERN ILLINOIS	White	GT	26	-	-	-	38:50	-	1:10	Franklin > Howard - 16:17-1H	Sturdivant, Franklin, Maxwell, Kelly, Moore
N21	vs. Utah#	White	Utah	4	19	4	2	6:10	31:30	2:19	Kelly > Sturdivant - 16:18-1H	Terry, Coleman, Smith, Moore, Franklin
N23	Marquette#	White	Marq	-	29	-	-	-	38:21	1:37	Kelly/Maxwell/Moore > Terry/Sturdivant/Coleman - 15:16-1H	Terry, Sturdivant, Kelly, Bagatskis, Franklin
N26	NORTH ALABAMA	Gold	GT	25	-	-	-	39:11	-	0:49	Sturdivant, Terry, Howard > Smith, Kelly, Franklin - 14:25-1H	Boyd, Daniels, Hill, Bagatskis, Martynov
N29	at Iowa	Gray	Iowa	2	17	2	1	0:30	36:29	3:01	Terry, Sturdivant, Maxwell, Meka > Smith, Kelly, Moore, Franklin - 13:47-1H	Terry, Sturdivant, Coleman, Kelly, Moore
D2	NORTHEASTERN	White	NE	23	2	1	3	35:04	3:04	1:52	Terry > Moore - 12:14-1H	Boyd, Daniels, Hill, Meka, Martynov
D6	GEORGIA	White	GT	8	5	11	18	17:07	14:17	8:36	Terry > Moore - 14:18-1H	Terry, Coleman, Smith, Kelly, Moore
D10	at North Carolina	Gold	NC	1	20	3	4	0:32	37:00	2:28	Terry, Meka > Moore, Franklin - 15:43-1H	Terry, Sturdivant, Coleman, Kelly, Meka
D17	ALABAMA STATE	Gold	GT	42	-	-	-	39:43	-	0:17	Terry, Coleman, Smith > Kelly, Moore, Sturdivant - 12:47-1H	Boyd, Daniels, Hill, Bagatskis, Martynov
D21	CLEMSON	White	CL	23	4	1	4	6:01	33:20	0:39	Terry, Coleman, Smith, Franklin > Sturdivant, Maxwell, Moore, Howard - 13:25-1H	Terry, Sturdivant, Kelly, Moore, Howard
D31	VIRGINIA	White	VA	-	27	1	-	-	39:17	0:43	Smith, Kelly, Franklin > Terry, Sturdivant, Howard - 11:52-1H	Terry, Sturdivant, Coleman, Kelly, Franklin
J4	MIAMI	White	MIA	6	12	7	9	26:50	10:04	3:06	Franklin > Howard - 11:52-1H	Terry, Coleman, Smith, Kelly, Howard
J7	at Florida State	Gold	FSU	9	22	-	6	16:33	22:58	0:29	Franklin > Howard - 10:43-1H	Terry, Smith, Kelly, Franklin, Howard
J10	at Notre Dame	Gray	ND	7	9	10	13	20:00	16:37	3:23	Smith > Coleman - 13:28-1H	Sturdivant, Smith, Coleman, Kelly, Franklin
J14	PITTSBURGH	White	Pitt	3	12	4	11	4:20	31:37	4:03	Smith > Moore - 15:34-1H	Terry, Coleman, Smith, Kelly, Howard
J17	NC STATE	Gold	NCSt	10	16	-	1	17:57	21:27	0:36	Smith > Sturdivant - 14:38-1H	Sturdivant, Coleman, Kelly, Moore, Franklin
J21	SYRACUSE	White	GT	11	17	1	1	10:09	29:02	0:49	Franklin > Moore - 10:56-1H	Sturdivant, Coleman, Kelly, Moore, Howard
J24	at Clemson	Gold	CL	21	-	-	-	-	39:43	0:17	Meka, Franklin > Moore, Howard - 17:03-1H	Sturdivant, Smith, Coleman, Moore, Franklin
J28	DUKE	White	Duke	-	43	-	-	-	39:37	0:03	Sturdivant > Moore - 17:26-1H	Sturdivant, Coleman, Bagatskis, Kelly, Howard
F1	at Louisville	Gray	Lou	4	10	2	2	3:40	32:50	2:30	Maxwell, Moore > Coleman, Howard - 13:17-1H	Sturdivant, Coleman, Kelly, Bagatskis, Franklin
F4	at NC State	Gray	GT	8	9	4	4	19:49	17:15	2:56	Maxwell > Coleman - 10:50-1H	Terry, Sturdivant, Coleman, Kelly, Meka
F8	NOTRE DAME	White	GT	7	6	13	11	21:33	8:52	9:35	Smith, Moore, Howard > Sturdivant, Coleman, Franklin - 14:28-1H	Smith, Terry, Sturdivant, Coleman, Franklin
F11	at Wake Forest	Gold	WF	7	11	9	11	21:58	11:02	4:00	Howard > Franklin - 16:34-1st	Terry, Smith, Coleman, Kelly, Franklin
F15	VIRGINIA TECH											
F18	FLORIDA TECH											
F21	at Pittsburgh											
F25	LOUISVILLE											
F28	at Syracuse											
M4	at Boston College											
M7	ACC Tournament											

\*alternate gold or white uniform



# ROSTER AT-A-GLANCE

## NUMERICAL

No.	Name	Pos.	Ht.	Wt.	Cl.	Exp.	Hometown	High School/College
0	Lance Terry	G	6-2	200	Sr.	TR	College Park, Ga.	The Heritage School/Gardner-Webb
1	Kyle Sturdivant	G	6-3	196	Sr.	2VL	Norcross, Ga.	Norcross HS/Southern California
3	Dallan "Deebo" Coleman	G	6-6	218	So.	1VL	Memphis, Tenn.	West Nassau HS [Callahan, Fla.]
4	Ja'von Franklin	F	6-7	214	Sr.	TR*	Little Rock, Ark.	Parkview Magnet/Holmes C/Auburn/South Alabama
5	Deivon Smith	G	6-1	176	Jr.	1VL	Loganville, Ga.	Grayson HS/Mississippi State
10	Cyril Martynov	C/F	7-0	229	Fr.	HS	Barrie, Ontario	Innisdale Secondary School/Lawrenceville [N.J.] School
11	Tristan Maxwell	G	6-3	205	Jr.	2VL	Huntersville, N.C.	North Mecklenburg HS
12	Freds Pauls Bagatskis	F	6-8	180	Fr.	HS	Riga, Latvia	Mas Camarena/Valencia [Spain] Basketball Club
13	Miles Kelly	G	6-6	175	So.	1VL	Stone Mountain, Ga.	Parkview HS/Hargrave Military Academy [Chatham, Va.]
14	Jalon Moore	F	6-7	209	So.	1VL	Birmingham, Ala.	Gardendale HS
23	Jordan Meka	C/F	6-8	219	Jr.	2VL	Yaoundé, Cameroon	Mt. Bethel Christian Academy [Marietta, Ga.]
24	Rodney Howard	C/F	6-11	256	Sr.	2VL	Ypsilanti, Mich.	Legacy Charter School [Greenville, S.C.]/Georgia
30	Coleman Boyd	G	6-1	178	Sr.	3VL	Smyrna, Ga.	Mt. Bethel Christian Academy
33	Brayden Daniels	G	6-4	188	So.	1VL	Louisville, Ky.	Christian Academy of Louisville
35	Emmer Nichols	F	6-6	219	Fr.	HS	Woodside, Calif.	Sacred Heart Preparatory School
43	Jermontae Hill	G	6-6	206	r-Fr.	HS	Atlanta, Ga.	Tucker HS/DME Academy (Daytona, Fla.)

## ALPHABETICAL

No.	Name	Pos.	Ht.	Wt.	Cl.	Exp.	Hometown	High School/College
12	Freds Pauls Bagatskis	F	6-8	180	Fr.	HS	Riga, Latvia	Mas Camarena/Valencia [Spain] Basketball Club
30	Coleman Boyd	G	6-1	178	Sr.	3VL	Smyrna, Ga.	Mt. Bethel Christian Academy
3	Dallan "Deebo" Coleman	G	6-6	218	So.	1VL	Memphis, Tenn.	West Nassau HS [Callahan, Fla.]
33	Brayden Daniels	G	6-4	188	So.	1VL	Louisville, Ky.	Christian Academy of Louisville
4	Ja'von Franklin	F	6-7	214	Sr.	TR*	Little Rock, Ark.	Parkview Magnet/Holmes CC/Auburn/South Alabama
43	Jermontae Hill	G	6-6	206	r-Fr.	HS	Atlanta, Ga.	Tucker HS/DME Academy (Daytona, Fla.)
24	Rodney Howard	C/F	6-11	256	Sr.	2VL	Ypsilanti, Mich.	Legacy Charter School [Greenville, S.C.]/Georgia
13	Miles Kelly	G	6-6	175	So.	1VL	Stone Mountain, Ga.	Parkview HS/Hargrave Military Academy [Chatham, Va.]
10	Cyril Martynov	C/F	7-0	229	Fr.	HS	Barrie, Ontario	Innisdale Secondary School/Lawrenceville [N.J.] School
11	Tristan Maxwell	G	6-3	205	Jr.	2VL	Huntersville, N.C.	North Mecklenburg HS
23	Jordan Meka	C/F	6-8	219	Jr.	2VL	Yaoundé, Cameroon	Mt. Bethel Christian Academy [Marietta, Ga.]
14	Jalon Moore	F	6-7	209	So.	1VL	Birmingham, Ala.	Gardendale HS
35	Emmer Nichols	F	6-6	219	Fr.	HS	Woodside, Calif.	Sacred Heart Preparatory School
5	Deivon Smith	G	6-1	176	Jr.	1VL	Loganville, Ga.	Grayson HS/Mississippi State
1	Kyle Sturdivant	G	6-3	196	Sr.	2VL	Norcross, Ga.	Norcross HS/Southern California
0	Lance Terry	G	6-2	200	Sr.	TR	College Park, Ga.	The Heritage School/Gardner-Webb

\*graduate transfer

**Head Coach:** Josh Pastner (Arizona, 1997), 7th season

**Associate Head Coach:** Anthony Wilkins (Kent State, 2013), 5th season

**Assistant Coach:** Julian Swartz (Carroll College, 2005), 7th season

**Assistant Coach:** Brian Eskildsen (Tennessee, 2009), 1st season

**Director of Operations:** Tyler Benson (St. Bonaventure, 2009), 7th season

**Director of Player Personnel:** B.J. Elder (Georgia Tech, 2014), 4th season

**Director of Scouting:** Hayden Sheridan (Arizona, 2016), 5th season

**Player Development Coach:** Eddie Dimas (Grand Canyon, 2015), 2nd season

**Athletic Trainer:** Richard Stewart (Salisbury, 2005), 16th season

## Pronunciations

McCamish Pavilion	Mc-CAM-ish (like CAM Newton)
Freds Pauls Bagatskis	fred paul buh-GAHT-skis (no S in first two names)
Dallan "Deebo" Coleman	DELL-un, DEE-bo
Brian Eskildsen	ESS-killed-sun
Ja'von Franklin	JAY-vonn
Cyril Martynov	KEER-ul MAR-tin-off
Jordan Meka	MECK-uh
Jalon Moore	JAY-lun
Deivon Smith	DAY-vonn
Kyle Sturdivant	STIR-de-vunt

## BY CLASS

**Seniors:** Coleman Boyd, Ja'von Franklin (grad transfer), Rodney Howard, Kyle Sturdivant, Lance Terry

**Juniors:** Tristan Maxwell, Jordan Meka, Deivon Smith

**Sophomores:** Dallan "Deebo" Coleman, Brayden Daniels, Miles Kelly, Jalon Moore

**Freshman:** Freds Pauls Bagatskis, Jermontae Hill (RS), Cyril Martynov, Emmer Nichols

## BY STATE/COUNTRY

**Alabama:** Jalon Moore

**Arkansas:** Ja'von Franklin

**California:** Emmer Nichols

**Cameron:** Jordan Meka

**Canada:** Cyril Martynov

**Georgia:** Coleman Boyd, Jermonatae Hill, Miles Kelly, Deivon Smith, Kyle Sturdivant, Lance Terry

**Kentucky:** Brayden Daniels

**Latvia:** Freds Pauls Bagatskis

**Michigan:** Rodney Howard

**North Carolina:** Tristan Maxwell

**Tennessee:** Dallan "Deebo" Coleman

## BY MAJOR

**Business Administration:** Coleman Boyd, Dallan "Deebo" Coleman, Miles Kelly, Jermontae Hill, Rodney Howard, Cyril Martynov, Jordan Meka, Jalon Moore, Kyle Sturdivant

**Computer Science:** Freds Pauls Bagatskis

**Economics/International Affairs:** Emmer Nichols

**History, Technology & Society:** Ja'von Franklin, Lance Terry

**Industrial Engineering:** Brayden Daniels

**Literature, Media & Communication:** Tristan Maxwell, Deivon Smith

## BY HEIGHT

6-1 Coleman Boyd, Deivon Smith

6-2 Lance Terry

6-3 Tristan Maxwell, Kyle Sturdivant

6-4 Brayden Daniels

6-6 Dallan "Deebo" Coleman, Jermontae Hill, Miles Kelly, Emmer Nichols

6-7 Ja'von Franklin, Jalon Moore

6-8 Freds Pauls Bagatskis, Jordan Meka

6-11 Rodney Howard

7-0 Cyril Martynov

# RADIO/TV ROSTER



**Freds Pauls Bagatskis** **12**  
F • 6-8 • Fr.




**Coleman Boyd** **30**  
G • 6-1 • Sr.



**Dallan "Deebo" Coleman** **3**  
G • 6-6 • So.



**Brayden Daniels** **33**  
G • 6-4 • So.



**Ja'von Franklin** **4**  
F • 6-7 • Sr.



**Jermontae Hill** **43**  
G • 6-6 • rFr.



**Rodney Howard** **24**  
C/F • 6-11 • Sr.



**Miles Kelly** **13**  
G • 6-6 • So.



**Cyril Martynov** **10**  
C/F • 7-0 • Fr.



**Tristan Maxwell** **11**  
G • 6-3 • Jr.



**Jordan Meka** **23**  
C/F • 6-8 • Jr.



**Jalon Moore** **14**  
F • 6-7 • So.



**Emmer Nichols** **35**  
F • 6-6 • Fr.



**Deivon Smith** **5**  
G • 6-1 • Jr.



**Kyle Sturdivant** **1**  
G • 6-3 • Sr.



**Lance Terry** **0**  
G • 6-2 • Sr.



**Josh Pastner**  
Head Coach




**Anthony Wilkins**  
Associate Head Coach



**Julian Swartz**  
Assistant Coach



**Brian Eskildsen**  
Assistant Coach



**Tyler Benson**  
Director of Operations



**B.J. Elder**  
Director of Player Personnel



**Hayden Sheridan**  
Director of Scouting

## RADIO/TV CHEAT SHEET



0

**LANCE TERRY****Guard • 6-2 • 200 • Senior • College Park, Ga.**

Year	GP/GS	PPG	RPG	APG	FG%	3FG%	FT%
2022-23	21/13	8.8	2.6	1.0	.430	.361	.852
Season Highs	Pts: 24	Reb: 6	Ast: 3	Min: 40:00			
Career Highs	Pts: 26	Reb: 7	Ast: 4	Min: 40:00			

**Notes**

- Returned from 4-game injury absence to score 37 points last 3 games, made winning FG vs. Notre Dame at buzzer
- 15-of-28 FG, 5-11 3pt FG over the last 3 games
- Has Tech's top 3pt FG pct. at 36.1%, tops also in ACC games at 37.2%
- Tech's No. 2 scorer in ACC games - 10.1 ppg, 41.2% FG, 78.9% FT



1

**KYLE STURDIVANT****Guard • 6-2 • 197 • Junior • Norcross, Ga.**

Year	GP/GS	PPG	RPG	APG	FG%	3FG%	FT%
2022-23	25/13	7.2	2.0	2.6	.370	.316	.600
Season Highs	Pts: 18	Reb: 8	Ast: 8	Min: 37:56			
Career Highs	Pts: 18	Reb: 8	Ast: 8	Min: 38:17			

**Notes**

- Double figures 3 straight games for 1st time in his career (Louisville, NC State, Notre Dame)
- 66/41 assist/turnover ratio this season (1.61/1)
- Eight double-figure games this season, 5 in ACC games, season-high 18 pts at Notre Dame on Jan. 10
- In ACC games - 7.3 ppg, 2.7 apg, 36.5% FG, 26.4% 3pt FG



3

**DALLAN "DEEBO" COLEMAN****Guard • 6-6 • 218 • Sophomore • Memphis, Tenn.**

Year	GP/GS	PPG	RPG	APG	FG%	3FG%	FT%
2022-23	25/23	9.3	2.9	0.9	.383	.317	.679
Season Highs	Pts: 17	Reb: 6	Ast: 3	Min: 40:00			
Career Highs	Pts: 19	Reb: 6	Ast: 3	Min: 40:00			

**Notes**

- Double figures in 11 games this season, hitting 31.7% of his 3pt attempts (17-of-57 last 10 games)
- No. 2 on team in 3pt FG attempts (40-of-126) and free throw attempts (38-of-56)
- In ACC games - 8.9 ppg, 2.9 rpg, 36.5% FG, 31.3% on 3pt FG
- Hit at least one 3-point FG in 21 of 25 games, matched career best with 5 vs. Syracuse. 12-of-36 last 6 games



4

**JA'VON FRANKLIN****Forward • 6-7 • 214 • Senior • Little Rock, Ark.**

Year	GP/GS	PPG	RPG	BPG	FG%	3FG%	FT%
2022-23	24/11	8.3	6.3	1.5	.570	.000	.745
Season Highs	Pts: 17	Reb: 15	Blk: 5	Min: 44:57			
Career Highs	Pts: 28	Reb: 15	Blk: 5	Min: 44:57			

**Notes**

- Last 3 games - 15.3 ppg, 10.2 rpg, 19-of-33 FG (59.5%), 8-of-10 FT, 10 assists, 6 blocks, 4 steals
- In ACC games - 7.8 ppg, 5.7 rpg, 58.0% FG, team-high 16 blocks and 17 steals
- Leads team in rebound avg, FG pct., blocked shots (1.50, No. 4 in ACC)
- Four double-doubles this season, two vs. ACC teams (Notre Dame, Wake Forest on the road)



5

**DEIVON SMITH****Guard • 6-1 • 176 • Junior • Loganville, Ga.**

Year	GP/GS	PPG	RPG	APG	FG%	3FG%	FT%
2022-23	24/13	8.0	5.6	3.7	.391	.261	.448
Season Highs	Pts: 16	Reb: 11	Ast: 7	Min: 36:45			
Career Highs	Pts: 17	Reb: 11	Ast: 9	Min: 36:45			

**Notes**

- Team leader in assists (3.7 pg), No. 3 in ACC in assist/turnover ratio (2.78-1)
- Double-digit points in 10 games; P/R double-doubles vs. Notre Dame (16/10), Pitt (15/11), Clemson (11/10)
- Top rebounding guard in ACC - 7.0 ppg, 5.7 rpg, 3.9 apg in ACC games
- 6 or more rebounds in 11 games, 4 or more assists in 13 games



10

**CYRIL MARTYNOV****Center • 7-0 • 229 • Freshman • Barrie, Ontario**

Year	GP/GS	PPG	RPG	BPG	FG%	3FG%	FT%
2022-23	5/0	1.0	1.2	0.0	.400	.000	.500
Season Highs	Pts: 2	Reb: 2	Ast: 0	Min: 7:41			
Career Highs	Pts: 2	Reb: 2	Ast: 0	Min: 7:41			

**Notes**

- Signed in early August after re-classifying to the 2022 class, played in 5 games
- Ontario native who attended The Lawrenceville (N.J.) School in 2021-22, name pronounced "KEER-ul MAR-tin-off"
- Member of the UPlay Canada team on the Nike EYBL circuit in the spring/summer of 2022
- Scored in double figures in all five games, averaging 17.2 ppg and 10.4 rpg, on the final weekend in Kansas City



11

**TRISTAN MAXWELL****Guard • 6-3 • 205 • Sophomore • Huntersville, N.C.**

Year	GP/GS	PPG	RPG	APG	FG%	3FG%	FT%
2022-23	18/2	3.3	1.0	0.8	.365	.306	.636
Season Highs	Pts: 18	Reb: 2	Ast: 4	Min: 23:40			
Career Highs	Pts: 22	Reb: 4	Ast: 4	Min: 25:56			

**Notes**

- Played 6 games first 2 seasons, 18 this season with 2 starts
- Season-high 18 pts (6-11 FG, 5-8 3pt) vs. Alabama State, ACC high of 10 pts (4-9 FG, 2-6 3pt) vs. Duke
- Played in 10 ACC games - 2.5 ppg, 25.7% FG, 5-16 3pt FG
- Career-high 22 points at BC (7-11 3pt FG) last season



12

**FREDS PAULS BAGATSKIS****Forward • 6-8 • 180 • Freshman • Riga, Latvia**

Year	GP/GS	PPG	RPG	APG	FG%	3FG%	FT%
2022-23	6/0	1.0	0.0	0.0	.333	.333	.000
Season Highs	Pts: 3	Reb: 0	Ast: 0	Min: 6:25			
Career Highs	Pts: 3	Reb: 0	Ast: 0	Min: 6:25			

**Notes**

- Played in 6 games, including each of the last 2; hit a 3-pter vs. Marquette and Louisville
- Latvia native who developed his game and attended high school in Valencia, Spain the last three years
- Played for Latvia U16 team in 2019 FIBA European Championship, was on U20 team this summer
- Name is pronounced "fred paul buh-GAT-skis" (without the S in first two names)



13

**MILES KELLY****Guard • 6-6 • 175 • Sophomore • Stone Mountain, Ga.**

Year	GP/GS	PPG	RPG	APG	FG%	3FG%	FT%
2022-23	25/19	12.7	3.5	1.2	.385	.346	.878
Season Highs	Pts: 21	Reb: 7	Ast: 4	Min: 39:06			
Career Highs	Pts: 21	Reb: 7	Ast: 4	Min: 39:06			

**Notes**

- Tech's scoring and FT% leader, double figures in 17 of 25 games (only 3 times in last 9 games)
- Team-high 12.5 ppg in ACC games, 35.9% 3pt FG, 33.3% FG, 20-21 FT
- Improved scoring average 8.2 ppg over freshman year, 3rd-best improvement in ACC
- Scored game-winning baskets against Georgia State and Georgia



14

**JALON MOORE****Forward • 6-7 • 209 • Sophomore • Birmingham, Ala.**

Year	GP/GS	PPG	RPG	BPG	FG%	3FG%	FT%
2022-23	24/15	8.0	5.2	1.0	.422	.148	.707
Season Highs	Pts: 17	Reb: 9	Blk: 3	Min: 38:11			
Career Highs	Pts: 17	Reb: 9	Blk: 3	Min: 38:11			

**Notes**

- Started 15 games (10 ACC starts), Tech's 5th-leading scorer, No. 3 rebounder, 11 games with 10+ points
- In ACC games - 7.1 ppg, 4.6 rpg, 38.2% FG, 5 games with 10+ points
- Team's No. 2 in blocked shots (1.0 pg), No. 4 in steals (0.8 pg)
- Near double-doubles 3 times - Clayton State (11 pts, 9 reb), Northeastern (16/9), North Carolina (15/9)



23

**JORDAN MEKE****Center/Forward • 6-8 • 219 • Junior • Yaoundé, Cameroon**

Year	GP/GS	PPG	RPG	BPG	FG%	3FG%	FT%
2022-23	8/0	0.5	1.5	0.5	.286	.000	.000
Season Highs	Pts: 4	Reb: 4	Blk: 2	Min: 16:35			
Career Highs	Pts: 4	Reb: 8	Blk: 3	Min: 27:17			

**Notes**

- Played in just 8 games due to combination of groin/back problems, illness
- Played in 15 games last season (4 starts, all in ACC games); 3.0 rpg, 9 blks, 4 stl in 10 ACC games
- Career-high 8 rebounds at Duke last 1/4
- Played only 1 game as a freshman before having back surgery and missing the remainder



24

**RODNEY HOWARD****Center/Forward • 6-11 • 256 • Senior • Ypsilanti, Mich.**

Year	GP/GS	PPG	RPG	APG	FG%	3FG%	FT%
2022-23	23/16	4.7	4.5	1.2	.552	.000	.579
Season Highs	Pts: 15	Reb: 13	Ast: 5	Min: 33:38			
Career Highs	Pts: 19	Reb: 14	Ast: 5	Min: 36:22			

**Notes**

- No. 2 in FG% in all games (55.2%) and in ACC games (50%)
- Played all 14 ACC games, started 11 - 3.9 ppg, 4.4 rpg, 9 of his 12 blocks for season have come in ACC games
- Went for 15 pts, 13 rebs in opener vs. Clayton State; 11 pts, 11 reb vs. Alabama State
- Started first 4 games and 12 straight games before Feb. 8 vs. Notre Dame, played only 11 minutes last 2 games