



GEORGIA TECH[®]
BASEBALL

2023 INFORMATION GUIDE



2023 GEORGIA TECH BASEBALL INFORMATION GUIDE

Georgia Tech Communications and Public Relations

INTRODUCTION

Table of Contents.....	1
Media Information.....	2
2023 Quick Facts.....	3
Mac Nease Baseball Park at Russ Chandler Stadium.....	4-5
Phase II Renovations.....	6

THE YELLOW JACKETS

2023 Georgia Tech Baseball Roster.....	8
Returning Player Profiles.....	9-29
Newcomer Profiles.....	30-34

COACHES AND STAFF

Head Coach Danny Hall.....	36-39
Associate Head Coach James Ramsey.....	40
Assistant Coach Danny Borrell.....	41
Volunteer Assistant Coach Zeke Pinkham.....	42
Undergraduate Assistant Coach Matt Wieters.....	42
Assistant Player Development Coach Steve Tamborra.....	43
Athletic Trainer Paul Wolkoff.....	43
Equipment Manager David McDaniel.....	43
Student Managers.....	44

ADMINISTRATION

Institute President Angel Cabrera.....	46
Faculty Athletics Representative Dr. Jenna Jordan.....	46
Director of Athletics J Batt.....	47
GTAA Administration.....	48

2022 SEASON IN REVIEW

2022 Season Review.....	50
2022 Game-by-Game Results.....	51
2022 Final Statistics.....	52-53
2022 Season Leaders.....	54

HISTORY

ACC History & Results.....	56
ACC Tournament Box Scores.....	57-61
NCAA Tournament History.....	62
NCAA Tournament Box Scores.....	63-67
Georgia Tech's CWS Teams.....	68-73
Georgia Tech's Major Leaguers.....	74-78
Yellow Jackets in the Pros.....	79-80
Yellow Jackets in the MLB Draft.....	81-85
All-Americans.....	86-87
National Honors.....	88
District/Regional Honors.....	89
ACC Honors.....	90-91
Team Honors.....	92
Retired/Honored Jerseys.....	92
Olympics/Team USA.....	93
Georgia Tech Hall of Fame.....	94
Head Coaches & Captains.....	95
All-Time Roster.....	96-97
Tech's Top Players Stats.....	98-103
Danny Hall's Milestone Wins at GT.....	104

RECORDS

Team Records.....	106-107
Batting Records.....	108-115
Pitching Records.....	116-123
Defensive Records.....	123
Year-By-Year Batting Stats.....	124
Year-By-Year Pitching Stats.....	125
Team Facts & Figures.....	126
Overall Series Records.....	127-128
Series History.....	129-137
Year-By-Year Results.....	138-151
GT Coaching Records.....	151-152

MEDIA INFORMATION

INFORMATION

MEDIA SERVICES

The 2023 Georgia Tech Baseball Information Guide is published primarily as a source of information for members of the media. Requests for additional information, interviews and photographs should be directed to the Georgia Tech communications & public relations staff.

Baseball notes and statistics are updated regularly throughout the season. Access to this information can be achieved by accessing the official Georgia Tech Athletics website, www.RamblinWreck.com. The communications & public relations staff will email weekly releases to members of the media.

MEDIA CREDENTIALS

Media credentials are issued at the sole discretion of the Georgia Tech Athletic Association through its communications & public relations office. Professional media outlets and professional scouts may request credentials by contacting assistant director **Andrew Clausen** (aclausen@athletics.gatech.edu or 678-764-0867) at least one day prior to the game or series.

Credential requests are honored from professional media outlets and website that have a corresponding publication and/or affiliation with a nationally recognized media entity. Websites that do not employ professional journalists will not be issued credentials. Georgia Tech reserves the right to refuse any credential request deemed not to be in the best interest of the Institute.

Media Will Call: Members of the media may claim credentials two hours prior to each game at the media will-call window at Mac Nease Baseball Park at Russ Chandler Stadium, which is located at the third-base ticket booth on the corner of Cherry Street and Ferst Drive.

Media Parking: A limited number of media parking spaces are available for games/series at Russ Chandler Stadium. Please include parking requests along with credential requests.

Press Box: The Mac Nease Baseball Park Press Box is located atop the grandstand behind home plate. It includes space for working members of the press, official and visiting scorers, the public address announcer and the scoreboard operator. Also located on the press level are two radio booths, a television booth, and eight luxury suites (five indoor, two outdoor). The Press Box is on the same level as the third-base entry gate.

MEDIA INTERVIEWS

All interview requests for head coach Danny Hall or any Georgia Tech baseball player should be directed to the Georgia Tech communications & public relations staff and assistant director **Andrew Clausen** (aclausen@athletics.gatech.edu or 678-764-0867).

Players and coaches are available to the media before and after practice by appointment. Interviews with coaches or players while the team is on the road will be made on a case-by-case basis and requests should go through Andrew Clausen.

POSTGAME INTERVIEWS

Head coach Danny Hall is available to meet any working members of the press immediately following the game at a TBA location at Mac Nease Baseball Park. All player interviews are also conducted in the same location following head coach Danny Hall's postgame press conference. The Georgia Tech locker room is always closed and media members are not permitted in the clubhouse area. Media will be escorted to the postgame media location by a member of the Georgia Tech communications & public relations staff.

The Georgia Tech communications & public relations staff will coordinate all postgame interview requests for the Yellow Jackets.

Interviews with visiting team members can be done on the field, subject to the policy of the visiting team's sports information/communications staff representative.

PHOTOGRAPHERS

Media credentials are required for all photographers, videographers and television media. All credentials can be claimed at Will Call, located at the third-base entrance of the stadium.

Photo wells are located at the far end of both dugouts, but are reserved for the television broadcast teams. Photographers are permitted to shoot from the press level, but may also shoot from ground level between the two dugouts, down the first-base concourse and where space permits in the stands beyond the first-base dugout.

Photographers are not permitted on the field at any time.

PRESS BOX SERVICES

An official scorer is assigned to all home games, and the Georgia Tech Communications & Public Relations staff will keep the media informed of all scoring decisions, noteworthy facts and records.

BROADCASTING

Television: For the seventh-straight year, all home games will be broadcast live on ACC Network Extra, with a select number of games a part of the ACC television package (ESPN, ESPNU, ESPN2, ACC Network, etc.)

Georgia Tech's 2023 television schedule can be found at RamblinWreck.com.

Radio: All of Tech's baseball games will be aired on the radio in 2023. WREK Radio (91.1 FM in Atlanta/www.wrek.org), the nation's first 100,000-watt college station, will serve as the flagship home for Georgia Tech baseball once again this season. Boardcasts can also be heard on the Georgia Tech Gameday app and Tuneln app on mobile devices.

GEORGIA TECH COMMUNICATIONS & PUBLIC RELATIONS

Arthur B. Edge Jr. Intercollegiate Athletics Center
150 Bobby Dodd Way NW, Atlanta, GA 30332

Phone: 404-894-5445 | www.RamblinWreck.com



MIKE FLYNN
Assistant AD
Communications & Public Relations



MIKE STAMUS
Associate Director
Communications & Public Relations



ANDREW CLAUSEN
Assistant Director
Communications & Public Relations
Baseball Contact



LIZ RYAN
Associate Director
Communications & Public Relations



T.J. STRICKLIN
Assistant Director
Communications & Public Relations



BECCA GADDY
Postgraduate Assistant
Communications & Public Relations

MEDIA GUIDE CREDITS

Editing & Design: Andrew Clausen

Cover Design: Brady McBride

Contributors: Wiley Ballard, Liz Ryan, Mike Flynn, Kevin Davis, Anand Sarathy, Aury St. Germain, Eric Burgher

Photography: Head shots, team photo and most action by Danny Karnik
Other photos by USA Today Sports Images, Ken Langley and the Georgia Tech Athletics Archive

Georgia Tech is an equal opportunity employer and will not discriminate against any employee or applicant on the basis of age, color, disability, gender, national origin, race, religion, sexual orientation, veteran status, or any classification protected by federal, state, or local law. Consistent with its obligations under federal law, each company that is a federal contractor or subcontractor is committed to taking affirmative action to employ and advance in employment qualified women, minorities, disabled individuals and veterans.

SOCIAL MEDIA

Twitter

@GTathletics
@GTBaseball

Instagram

@GTathletics
@GT_Baseball

Facebook

Georgia Tech Yellow Jackets
www.facebook.com/gtathletics

Georgia Tech Baseball
www.facebook.com/gtbaseball

2023 QUICK FACTS

INSTITUTE INFORMATION

Name..... Georgia Institute of Technology (Georgia Tech)
We are the Georgia Institute of Technology or Georgia Tech. We are not Georgia Tech University.
Location..... Atlanta, Ga. 30332
Founded..... 1885
Enrollment..... 45,296
Nicknames..... Yellow Jackets, Rambling Wreck
Mascot..... "Buzz" the Yellow Jacket
..... 1930 Model "A" Ford
Colors..... Tech Gold and White
Conference..... Atlantic Coast Conference (ACC)
President..... Dr. Ángel Cabrera
Faculty Representative..... Dr. Jenna Jordan
Director of Athletics..... J Batt
Institute Website..... www.gatech.edu
Athletics Website..... www.ramblinwreck.com

GTAA ADMINISTRATION

Director of Athletics..... J Batt
Executive Deputy AD/COO..... Jon Palumbo
Exec. Assoc. AD/SWA/Title IX Coordinator..... Joeleen Akin
Exec. Assoc. AD/Assoc. VP of Development (Athletics)..... Jim Hall
Exec. Assoc. AD/CFO..... Brad Stricklin
Sr. Associate AD/Student Services..... Phyllis LaBaw
Associate AD/Administration..... Simit Shah
General Counsel for Athletics..... Cameron Cilano
Sr. Associate AD/Sports Medicine..... Dr. Angelo Galante
Sr. Associate AD/External Operations..... Ayo Taylor-Dixon
Associate AD/Business Operations..... Selinda Biggers
Associate AD/Student Services..... Chris Breen
Associate AD/Communications & PR..... Mike Flynn
Associate AD/Sports Medicine..... Carla Gilson
Associate AD/Compliance..... Lance Markos
Associate AD/Nutrition Performance..... Leah Thomas
Associate AD/Operations & Capital Projects..... John D. Tweedy
Sr. VP of Partnerships & Activation..... Jean-Paul Dardenne
Human Resources Business Partner..... Season Lewis

BASEBALL STAFF

Head Coach..... Danny Hall (30th season)
..... Alma Mater: Miami (Ohio), 1977
Associate Head Coach..... James Ramsey (5th season)
..... Alma Mater: Florida State, 2012
Pitching Coach..... Danny Borrell (4th season)
..... Alma Mater: Wake Forest, 2009
Volunteer Assistant Coach..... Zeke Pinkham (3rd season)
..... Alma Mater: Louisville, 2019
Strength & Conditioning..... Steve Tamborra (24th season)
Asst. Director/Sports Medicine..... Paul Wolkoff (15th season)
Equipment Manager..... David McDaniel (8th season)
Communications Director..... Andrew Clausen
..... Email: aclausen@athletics.gatech.edu
..... Office: 404-894-5445

STADIUM INFORMATION

Name..... Mac Nease Baseball Park
..... at Russ Chandler Stadium
Year Opened..... 1930
Year Renovated (Full Renovation)..... 2001
Last Renovation..... 2020-2021
Capacity..... 3,194
Field Dimensions..... 329-382-390-350-334
Wall Height..... 10 feet
Address.. Fowler Street & Fifth Street, Atlanta, Ga. 30332

*Three-time College Baseball
Sports Turf Managers Association
"Field of the Year"
2008 · 2014 · 2019*

HISTORICAL INFORMATION

Record Since 1895
..... 2,577-1,650-27 (.610)
Record at Mac Nease Baseball Park..... (1985-present)
..... 988-321-1 (.755)
ACC Regular Season Record..... (1980-present)
..... 581-428-2 (.578)
ACC Regular Season Championships (Division)..... 9
1987, 1993, 1997, 2000, 2004, 2005, (2011, 2019,
2021)
ACC Tournament Appearances & Record
42..... 83-67 (.553)
ACC Tournament Championships..... 9
1985, 1986, 1987, 1988, 2000, 2003, 2005, 2012,
2014
NCAA Tournament Appearances..... 34
1959, 1971, 1985, 1986, 1987, 1988, 1989, 1990,
1991, 1992, 1993, 1994, 1995, 1996, 1997, 1998,
2000, 2001, 2002, 2003, 2004, 2005, 2006, 2008,
2009, 2010, 2011, 2012, 2013, 2014, 2016, 2019,
2021, 2022
NCAA Tournament Record..... 75-67 (.528)
NCAA Super Regional Appearances..... 5
2000, 2002, 2004, 2005, 2006
College World Series Appearances..... 3
1994 (2nd), 2002 (T-5th), 2006 (T-7th)
College World Series Record..... 4-5 (.444)

2022 YEAR IN REVIEW

Overall Record..... 36-24
Home Record..... 22-9
Away Record..... 11-12
Neutral Record..... 3-3
ACC Record..... 15-15
Home Record..... 9-6
Away Record..... 6-9
ACC Finish..... Fourth - Coastal Division
..... Eighth - Overall
ACC Tournament Record..... 1-1
Final Ranking..... No. 29 (CB)

2023 TEAM INFORMATION

Letterwinners Returning..... 19
Letterwinners Lost..... 18
Starters Returning (Position/DH)..... 3
Starters Lost (Position/DH)..... 7
Starting Pitchers Returning..... 0
Starting Pitchers Lost..... 4
Newcomers..... 20

KEY RETURNING POSITION PLAYERS

Stephen Reid..... Jr., OF
.333 avg., 72 hits, 8 2B, 16 HR, 63 RBI, 45 runs
Drew Compton..... Jr., 3B
.275 avg., 64 hits, 10 2B, 2 3B, 14 HR, 58 RBI, 44 runs
Jake DeLeo*..... Jr., OF
.286 avg., 22 hits, 9 2B, 2 3B, 2 HR, 19 RBI, 19 runs
Jadyn Jackson..... Jr., SS/2B
.252 avg., 29 hits, 5 2B, 2 3B, 7 RBI, 19 runs
**played in just 30 games due to injury in 2022*

KEY RETURNING PITCHERS

Josiah Siegel..... Jr., LHP
2-0, 3.97 ERA, 22.2 IP, 18 K, .266 opp. avg.
Dalton Smith*..... Jr., LHP
2-0, 4.35 ERA, 10.1 IP, 9 K, .326 opp. avg.
Cody Carwile..... So., LHP
2-2, 5.68 ERA, 31.2 IP, 26 K, .231 opp. avg.
Cameron Hill..... So., LHP
0-1, 6.57 ERA, 24.2 IP, 19 K, .286 opp. avg.
Logan McGuire..... So., RHP
4-2, 7.02 ERA, 33.1 IP, 36 K, .310 opp. avg.
Aeden Finateri..... So, RHP
0-1, 7.09 ERA, 33.0 IP, 36 K, .326 opp. avg.
Joseph Mannely..... R-Sr., LHP
1-0, 7.64 ERA, 17.2 IP, 24 K, .320 opp. avg.
Dawson Brown..... Jr., RHP
3-2, 8.77 ERA, 39.0 IP, 30 K, .345 opp. avg.
Jackson Finley..... Jr., RHP
Made just four late app. after returning from TJ
**made just 8 appearances due to injury in 2022*

KEY POSITION PLAYERS LOST

Chandler Simpson..... Jr., SS/2B
.433 avg., 88 hits, 8 2B, 3 3B, 1 HR, 25 RBI, 31 BB, 16 K
Andrew Jenkins..... Jr., 1B
.381 avg., 96 hits, 22 2B, 1 3B, 17 HR, 70 RBI, 71 runs
Kevin Parada..... So., C
.360 avg., 93 hits, 22 2B, 1 3B, 26 HR, 88 RBI, 79 runs
Tres Gonzalez..... Jr., OF
.339 avg., 78 hits, 14 2B, 1 3B, 5 HR, 57 RBI, 78 runs
Tim Borden II..... Jr., 2B/DH
.335 avg., 69 hits, 13 2B, 20 HR, 63 RBI, 64 runs

KEY PITCHERS LOST

Zach Maxwell..... Jr., RHP
5-0, 5.26 ERA, 51.1 IP, 84 K, .230 opp. avg.
Marquis Grissom, Jr..... So. RHP
4-5, 5.75 ERA, 61.0 IP, 57 K, 42 BB, .248 opp. avg.
John Medich..... Sr., RHP
4-5, 6.75 ERA, 57.1 IP, 59 K, 28 BB, .275 opp. avg.
Chance Huff..... Sr., RHP
5-4, 6.98 ERA, 68.1 IP, 74 K, 24 BB, .283 opp. avg.

MAC NEASE BASEBALL PARK AT RUSS CHANDLER STADIUM



Mac Nease Baseball Park at Russ Chandler Stadium is the only college baseball facility in the country to be named “Field of the Year” by the Sports Turf Managers Association three times. Russ Chandler remains the only baseball stadium in the Atlantic Coast Conference to have earned the honor, taking the crown in 2008, 2014, 2019.

Scenically nestled in downtown Atlanta, Mac Nease Baseball Park provides a brilliant backdrop for college baseball and offers one of the best atmospheres for the game in the country.

The home of Georgia Tech baseball for nearly 90 years, Mac Nease Baseball Park has a long and storied history, from its original construction in 1930 with funds from Tech’s 1929 appearance in the Rose Bowl game to its use as a training facility for the 1996 Centennial Olympic Games.

With incredible views of the Atlanta skyline, the facility underwent a \$4.5 million renovation and expansion underneath the stadium in 2014-15.

An anonymous \$2.5 million challenge grant was the lead for Phase I of the Mac Nease Baseball Park renovations. Phase II of the renovations, which includes further expansion of the team’s clubhouse facilities down the left-field line, is entering the final development stages.

The latest renovation prior to the start of last season included a new state-of-the-art video board in left field as well as a new sound system throughout the stadium to better enhance the gameday

atmosphere.

Prior to the latest additions, 2014-15 saw the first renovation to Russ Chandler Stadium since its complete reconstruction for the 2002 season. The reconstruction took less than eight months at a cost of \$9.7 million, making the “Rusty C” one of the top collegiate ballparks in America.

At a current capacity of 3,194, Georgia Tech’s baseball facility more than doubled in size when the renovations were complete in 2002. Mac Nease Baseball Park features approximately 1,100 chair back seats behind the home plate area in addition to nearly 3,000 bleacher seats.

A wide concourse and plaza area is located at the main entrance to the stadium behind third base. Ticket booths, concession stands and restrooms are located on both the first base and third base sides of the stadium.

Above the grandstand is the press level, which includes ample space for the writers and broadcasters who cover Tech’s nationally-ranked program. The main press box has seating for more than 30, while three auxiliary booths can accommodate television and radio crews.

The original stadium contained two enclosed luxury suites are located to one side of the press box, while six open-air, covered suites are on the other side of the press area, but was renovated in Phase II.



MARK TEIXEIRA LOCKER ROOM/PLAYERS LOUNGE



With the \$4.5 million renovation and expansion underneath the stadium in 2014-15, the Yellow Jackets' locker, training and weight rooms were transformed to make Russ Chandler into a state-of-the-art, all-around facility.

Tech's locker room (pictured above) doubled to 2,000-square feet and was renamed the Mark Teixeira Locker Room.

Georgia Tech's clubhouse, which is located on the third base side of the stadium, includes a player's lounge (pictured below), a study hall classroom, a video room where players and coaches can break down game film, and a separate locker area for the coaching staff. A state-of-the-art athletic training room is adjacent to the Tech locker room in addition to a sizable weight room and workout facility (pictured to the right).

The facility features locker rooms for both Georgia Tech and the visiting team, as well as for the umpires.

The stadium also includes three covered batting cages and pitching mounds. One is located underneath the grandstand, while an enclosed area above the left field grandstand houses two additional cages and mounds.



PHASE II RENOVATIONS




After meeting its \$9 million fundraising goal in March 2019 as part of Georgia Tech's Athletics Initiative 2020, Phase II of the Russ Chandler Stadium renovation project began construction in the summer of 2020 and was completed during the 2021 regular season in February.

Phase II renovations were driven by Georgia Tech athletics' vision for its nationally renowned baseball program – to improve fan experience, enhance player development and celebrate the Yellow Jackets' rich baseball history. The upgrades cemented Russ Chandler Stadium's standing as one of the premier facilities in all of college baseball.

The new 25,379-square-foot, two-story structure's features include:

- a concourse-level atrium that will serve as an iconic point of entry to the stadium on gamedays and highlight the history of Georgia Tech baseball. On non-gamedays, the atrium will convert into a teaching auditorium for Tech baseball and a venue for third-party rentals;
- premium suite areas, including a terrace view club overlooking the field and the Atlanta skyline, as well as renovated premium seating closer to the action on the field;
- upgraded fan amenities along the third-base concourse, including new restroom facilities, concession stands and an outdoor plaza;

- a new, expanded indoor training facility that will include three batting cages, two pitching tunnels and a state-of-the-art player development center, which will blend technology and analysis using a pitching lab, hitting area and video room. The facility will be adjacent to the Yellow Jackets' dugout and heated/air-conditioned for year-round use.



YELLOW JACKETS

JOSEPH MANNELLY



2023 GEORGIA TECH BASEBALL ROSTERS

No.	Name	Position	B/T	Height	Weight	Elig.	Hometown/High School (Prev. School)
1	Parker Brosius	"bro-shush"	OF	R/L	6-2	180	Suwanee, Ga./Lambert HS
2	Kristian Campbell		INF	R/R	6-3	191	RS Fr. Marietta, Ga./Walton HS
4	Tyler Minnick		C	R/R	6-4	215	Fr. Marietta, Ga./Mount Paran Christian
5	Demitri Diamant	"die-mont"	INF/RHP	R/R	5-11	195	Fr. Las Vegas, Nev./Bishop Gorman HS
6	Dalton Smith		LHP	R/L	6-1	215	Jr. Valdosta, Ga./Lowndes HS
7	Jett Lovett		OF	L/R	5-11	160	So. Newnan, Ga./Newnan HS
8	Davis Green		OF	R/R	5-10	185	Fr. Blackshear, Ga./Pierce County HS
9	Brant Baughcum		INF	R/R	6-2	200	Fr. Buford, Ga./Buford HS
10	Riley Stanford		OF/RHP	R/R	6-4	235	Fr. Gainesville, Ga./Buford HS
12	Jackson Finley		RHP/OF	R/R	6-4	222	RS So. Richmond Hill, Ga./Richmond Hill HS
14	Drew Byers		RHP	R/R	6-1	204	RS So. Nashville, Tenn./Ensworth HS (Samford)
15	Jake DeLeo	"duh-lee-oh"	OF	R/R	6-2	194	Jr. Norwalk, Conn./Avon Old Farms School
16	Nico Senese	"suh-neese"	INF	R/R	6-3	175	Fr. Senoia, Ga./East Coweta HS
18	Tyler Hare		OF	L/R	6-2	220	So. Atlanta, Ga./Marist HS
19	Nicholas Romano		INF	S/R	6-2	205	So. Boca Raton, Fla./American Heritage HS
20	Luke Schmolke	"sch-moll-kee"	RHP	R/R	6-0	184	Fr. Mooresville, N.C./Lake Norman HS
21	Jack Rubenstein	"rew-been-steen"	C	R/R	5-11	210	Sr. Atlanta, Ga./Pace Academy (Emory)
22	Nathan Smith		C	R/R	6-0	204	RS Fr. Thomasville, Ga./Buford HS (Tennessee)
23	Stephen Reid		OF	R/R	6-1	204	Jr. Garwood, N.J./Governor Livingston
24	Carsten Sabathia		INF	R/R	6-4	240	Fr. Alpine, N.J./Bergen Catholic HS
25	Drew Compton		INF	S/R	6-2	212	Jr. Berkeley Heights, N.J./Governor Livingston
26	Cody Carwile	"car-while"	LHP	L/L	6-4	190	So. Fleming Island, Fla./Fleming Island HS
27	Dawson Brown		RHP	R/R	6-1	198	Jr. Macon, Ga./Tattnall Square Academy
28	Logan McGuire		RHP	R/R	6-3	180	So. Acworth, Ga./Allatoona
31	Camron Hill	"cameron"	LHP	L/L	6-6	220	So. Fayetteville, Ga./Whitewater
32	Joseph Mannelly		LHP	L/L	6-3	208	RS Sr. Atlanta, Ga./Marist School
34	Aeden Finateri	"fin-a-tear-ee"	RHP	R/R	6-0	220	So. Watertown, Conn./Avon Old Farms
35	Caden Gaudette		RHP	R/R	6-0	197	Fr. Alpharetta, Ga./Milton HS
36	Aidan Jolley		C	R/R	5-9	180	Fr. Acworth, Ga./Allatoona HS
38	Carson Ballard		RHP	R/R	6-1	180	Fr. Alpharetta, Ga./Wesleyan HS
39	Brandon Prince		INF	R/R	5-11	175	So. Carrollton, Ga./Carrollton HS (Georgia Highlands)
40	John Giesler	"gees-ler"	INF	R/R	6-3	215	Jr. Marietta, Ga./Walton HS
41	Noah Samol	"sam-uhl"	LHP	L/L	6-8	242	Fr. Mason, Ohio/William Mason HS
42	Jadyn Jackson		INF	R/R	6-0	192	Jr. Sugar Hill, Ga./Lanier HS
43	Jackson Vaughan		RHP	R/R	5-8	183	Jr. Bakersfield, Calif./Bakersfield HS (University of Pacific)
46	Ben King		RHP	R/R	6-3	220	RS So. Calhoun, Ga./Calhoun HS
48	Josiah Siegel	"seagull"	LHP	L/L	6-1	200	Jr. Woodstock, Ga./Woodstock HS
50	Logan Bogue		RHP	R/R	6-3	214	Fr. Habersham, Ga./Habersham Central HS
51	Terry Busse	"bus-ee"	RHP	R/R	6-3	200	So. Valparaiso, Ind./Valparaiso HS (John A. Logan JC)
55	Angelo Dispigna	"dis-peen-ya"	INF/OF	L/R	6-6	229	Sr. Lawrenceville, Ga./Brookwood HS (Mercer)

ALPHABETICAL

No.	Name
38	Carson Ballard
9	Brant Baughcum
50	Logan Bogue
1	Parker Brosius
27	Dawson Brown
51	Terry Busse
14	Drew Byers
2	Kristian Campbell
26	Cody Carwile
25	Drew Compton
15	Jake DeLeo
5	Demitri Diamant
55	Angelo Dispigna
34	Aeden Finateri
12	Jackson Finley
35	Caden Gaudette
40	John Giesler
8	Davis Green
18	Tyler Hare
31	Camron Hill
42	Jadyn Jackson
36	Aidan Jolley
46	Ben King
7	Jett Lovett
32	Joseph Mannelly
28	Logan McGuire
4	Tyler Minnick
39	Brandon Prince
23	Stephen Reid
19	Nicholas Romano
21	Jack Rubenstein
24	Carsten Sabathia
41	Noah Samol
20	Luke Schmolke
16	Nico Senese
48	Josiah Siegel
6	Dalton Smith
22	Nathan Smith
10	Riley Stanford
43	Jackson Vaughan

YELLOW JACKETS

COACHES & STAFF

Head Coach:	17 Danny Hall (Miami, Ohio '77), 30th year at Tech
Associate Head Coach/Hitting:	13 James Ramsey (Florida State '12), 5th year
Assistant Coach/Pitching:	30 Danny Borrell (Wake Forest '09), 4th year
Volunteer Assistant Coach:	54 Zeke Pinkham (Louisville '19), 3rd year
Bulpen Catcher:	49 Michael Sorrow III, 4th year
Undergraduate Assistant Coach:	Matt Wieters, 1st year
Director of Baseball Operations:	Tyler Gibson
Athletic Trainer:	Paul Wolkoff (Georgia Tech, '93), 16th year
Strength & Conditioning:	Steve Tamborra (Florida State '94), 25th year
Equipment Manager:	David McDaniel (Liberty, '09), 8th year

BY STATE

Georgia (28)	
Carson Ballard	Alpharetta
Brant Baughcum	Buford
Logan Bogue	Habersham
Parker Brosius	Suwanee
Dawson Brown	Macon
Kristian Campbell	Marietta
Angelo Dispigna	Lawrenceville
Jackson Finley	Richmond Hill
Caden Gaudette	Alpharetta
John Giesler	Marietta
Davis Green	Blackshear
Tyler Hare	Atlanta
Camron Hill	Fayetteville
Jadyn Jackson	Sugar Hill
Aidan Jolley	Acworth
Ben King	Calhoun
Jett Lovett	Newnan
Joseph Mannelly	Atlanta
Logan McGuire	Acworth

Tyler Minnick	Marietta
Brandon Prince	Carrollton
Jack Rubenstein	Atlanta
Nico Senese	Senoia
Josiah Siegel	Woodstock
Dalton Smith	Valdosta
Nathan Smith	Thomasville
Riley Stanford	Gainesville
New Jersey (3)	
Drew Compton	Berkeley Heights
Stephen Reid	Garwood
Carsten Sabathia	Alpine
Connecticut (2)	
Jake DeLeo	Norwalk
Aeden Finateri	Watertown
Florida (2)	
Cody Carwile	Fleming Island
Nicholas Romano	Boca Raton

California (1)

Jackson Vaughan Bakersfield

Nevada (1)

Demitri Diamant Las Vegas

Ohio (1)

Noah Samol Mason

Indiana (1)

Terry Busse Laparaiso

Tennessee (1)

Drew Byers Nashville

BY ELIGIBILITY

Seniors (3): Dispigna^, Mannelly*, Rubenstein^

Juniors (9): Brown, Compton, DeLeo, Giesler, Jackson, Reid, Siegel, D. Smith, Vaughan^

Sophomores (12): Busse^, Byers^, Carwile, Finateri, Finley*, Hare, Hill, King*, Lovett, McGuire, Prince^, Romano,

Freshman (16): Ballard, Baughcum, Bogue, Campbell*, N. Smith*^, Brosius, Diamant, Gaudette, Green, Jolley, Minnick, Sabathia, Samol, Schmolke, Senese, Stanford,

* redshirt ^transfer

RETURNERS

DAWSON BROWN

Junior • RHP
6-1 • 198 • R/R
Macon, Ga. (Tattnall Square Acad)

27

Honors & Awards

2021-22 ACC Academic Honor Roll
2020-21 ACC Academic Honor Roll

2022 (Sophomore)

Made 28 appearances as one of Tech's main closers ... Finished season with a 3-2 record, 8.77 ERA and five saves ... Allowed 38 earned runs in 39.0 innings with 30 strikeouts ... Made 16 scoreless appearances ... Didn't allow an earned run in the month of February ... Pitched 1.0 to close with two strikeouts against Wright State (Feb. 20) for his first save of the season ... Picked up his second save with 1.2 innings to close in the second game of the doubleheader against Gardner-Webb (Feb. 26), allowing just one unearned run ... Recorded his third save with 1.2 innings of hitless work, including three strikeouts, at Georgia State (March 1) ... Earned his first winning decision against Virginia Tech (March 11), despite surrendering two three runs on three hits in 1.0 innings ... Put out the fire with a one-out save at North Carolina (April 15) ... Also threw 1.1 innings of two-hit, scoreless work at UNC (Feb. 17) to help Tech take the series, getting his second decision of the year ... Had one of his best games in the nail-biting 3-1 win over then-No. 3 Miami (April 29), going 1.2 innings of two-hit scoreless work ... Earned his third win at Pitt (May 21), allowing just one unearned run in 2.0 innings of two-hit work with two strikeouts ... Allowed just one run in 2.1 innings against then-No. 7 Louisville (May 26) in the ACC Tournament ... Took the loss in the NCAA Knoxville Regional finale against then-No. 1 Tennessee (June 5).

2021 (Freshman)

Appeared in 14 games as a relief pitcher ... Recorded the third-lowest ERA among relief pitchers ... Finished the year with a 2-0 record and 4.40 ERA, allowing just seven runs in 14.1 innings ... Struck out 12 on the year ... Made his collegiate debut against Georgia State (March 3) ... Pitched a career-long 2.0 innings against USC Upstate (April 6), allowing just three hits ... Recorded his first career win with 1.0 innings of two-hit shutout baseball against Georgia State (April 20) ... Had his best outing against then-No. 17 Florida State (April 24), going 2.0 shutout innings, striking out four ... Picked up his second victory with three key pitches in extra-innings against Louisville (May 27) in the ACC Tournament.

Before Tech

Before Tech: A two-time Perfect Game Preseason All-American (Honorable Mention 2018; High Honorable Mention 2019) ... Sat mid-to-high 80s on his fastball in 2018 ... Made three all-tournament teams in showcase ball ... in 2017-18, combined for 18.2 innings on the mound for Perfect Game ... Punched out 20 hitters and allowed just 16 hits for a 1.50 ERA and 1.07 WHIP ... Also made 83 plate appearances, finishing with a .250 average ... Recorded 18 hits and four doubles for 11 RBI ... Stole 17 bases ... In 2018-19, pitched a 1.49 ERA through 11 appearances to a 5-1 record ... Over 51.2 innings, allowed just 11 earned runs, dealing out 70 strikeouts to just 15 walks ... Finished with a .186 opponent's average in 212 batters faced

CAREER HIGHS

Innings: 4.0 vs. Duke (April 22, 2022)
Walks: 4 at Virginia (April 3, 2022)
Strikeouts: 6 vs. Georgia State (April 12, 2022)
Batters Faced: 16, twice - last at No. 1 Tennessee (June 5, 2022)

... Also took 36 at-bats on the year, finishing with a .250 average ... Recorded nine hits, one double and nine RBI ... Also drew nine walks for a .408 on-base percentage ... Made 19 appearances on the mound in 2017-18 at Tattnall Square Academy ... Finished with a 4-2 record, 2.15 ERA and one save in 29.1 innings of work ... Allowed just nine earned runs and finished with a 3:1 strikeout-to-walk ratio ... Also recorded 13 hits and five doubles for 18 RBI ... Is the son of the Georgia Tech Hall of Famer and former LA Dodger Kevin Brown, a six-time all-star and two-time ERA title winner ... Kevin Brown helped the Florida Marlins to the 1995 World Series before signing the first \$100 million contract with Los Angeles in 1998.

YELLOW JACKETS

CAREER STATISTICS // ALL GAMES

Year	ERA	W	L	App	GS	CG	SHO	CBO	SV	IP	H	R	ER	BB	SO	2B	3B	HR	BF	B/Avg	WP	HBP	BK	SFA	SHA
2021	4.40	2	0	14	0	0	0	0	0	14.1	19	7	7	10	12	2	1	4	73	.333	5	5	1	1	0
2022	8.77	3	2	28	0	0	0	0	5	39.0	58	42	38	25	30	7	0	3	206	.345	7	9	0	3	1
TOTAL	7.59	5	2	42	0	0	0	0	5	53.1	77	49	45	35	42	9	1	7	279	.342	12	14	1	4	1

CAREER STATISTICS // CONFERENCE GAMES

Year	ERA	W	L	App	GS	CG	SHO	CBO	SV	IP	H	R	ER	BB	SO	2B	3B	HR	BF	B/Avg	WP	HBP	BK	SFA	SHA
2021	4.91	0	0	6	0	0	0	0	0	7.1	9	4	4	5	9	1	0	3	37	.300	2	1	0	1	0
2022	6.98	3	0	14	0	0	0	0	1	19.1	22	17	15	11	13	1	0	2	96	.278	4	4	0	2	0
TOTAL	6.41	3	0	20	0	0	0	0	1	26.2	31	21	19	16	22	2	0	5	133	.284	6	5	0	3	0

KRISTIAN CAMPBELL

RS Freshman • INF
6-3 • 191 • R/R
Marietta, Ga. (Walton)



2

2022 (Freshman)

Redshirted.

Before Tech

Rated as the No. 5 shortstop and No. 10 player overall from the state of Georgia ... Four-year letterwinner at Walton High School ... Played primarily at shortstop ... Helped lead Walton to a Region 5 Division 7A Championship in 2019 ... First-team all-American in 2019 en route to the Silver Slugger Award ... Also named first-team all-Region and all-State ... Appeared in 153 showcase games from 2017-20 ... Two-time Perfect Game Preseason High Honorable Mention All-American (2018, 2019) ... Named 2020 PG Preseason All-American Southeast – All-Region First Team ... A 20-time All-Tournament selection ... A six-time WWBA Champion, three-time PG Super25 Champion and 2017 BCS Champion ... Hit .397 for his career, including .373 in 2020 ... Finished with 144 hits, 23 doubles, eight triples and three homers for 91 RBI in four years... In 2020, recorded 50 hits, seven doubles, four triples and two home runs for 43 RBI, while drawing 36 walks ... Also stole 30 bases ... Reached base .522 on the year.

Personal

Father, Kenneth, played football at Tennessee (1989-93) ... Intends to major in business with an interest in IT management.

YELLOW JACKETS

CAREER STATISTICS // ALL GAMES

Year	Avg	GP	GS	AB	R	H	2B	3B	HR	RBI	TB	SLG%	BB	HBP	SO	GDP	OB%	SF	SH	SB	ATT	PO	A	E	FLD%
2022										--	DNP	--													
TOTAL										--	DNP	--													

CAREER STATISTICS // CONFERENCE GAMES

Year	Avg	GP	GS	AB	R	H	2B	3B	HR	RBI	TB	SLG%	BB	HBP	SO	GDP	OB%	SF	SH	SB	ATT	PO	A	E	FLD%
2022										--	DNP	--													
TOTAL										--	DNP	--													

CODY CARWILE

Sophomore • LHP
6-4 • 190 • L/L
Fleming Island, Fla.
(Fleming Island HS)

26

2022 (Freshman)

Made 16 appearances and three starts in his freshman campaign, recording a 5.68 ERA and 2-2 record ... Allowed 20 earned runs in 31.2 innings, striking out 26 and holding opponents to a .231 average ... Started his collegiate career with a 0.61 ERA in his first seven relief appearances ... Had scoreless outings against Wright State (Feb. 19), at then-No. 5 Georgia (March 5, hitless three innings), at Mercer (March 8), Virginia Tech (March 11 and 13) and Wake Forest (March 18) ... Allowed two earned runs in his first collegiate start at NC State (March 26), but three unearned runs crossed in 4.0 innings ... Struggled in April with 11 earned runs allowed in five appearances and two starts ... Settled back down in May and June, allowing just two earned runs in three appearances to close the season ... Allowed just one earned run in 2.1 innings of work against Campbell (June 3) in the NCAA Knoxville Regional.

Before Tech

Ranked the No. 11 left-hand pitcher in the state of Florida ... Four-year letterwinner at Fleming Island HS as a pitcher and first baseman ... Named a 2020 Perfect Game Preseason All-American Honorable Mention for the Florida region ... Eight-time All-Tournament Team selection ... Member of the 2019 Showcase Top Prospect Team ... Helped win the 2017 PGBA Tournament in Jacksonville ... Pitched 44.0 innings over the last two years of showcase ball, including a zero-ERA 17 innings in 2020 ... Worked to a 2-1 record, allowing just 20 hits, and 16 walks, striking out 64 batters in the process ... Finished those two years with a 1.80 ERA overall.

Personal

Intends on majoring in environmental engineering.

CAREER HIGHS

Innings: 4.0, two times - last at NC State (March 26, 2022)
Walks: 3 at Virginia (April 2, 2022)
Strikeouts: 5 vs. Wake Forest (March 18, 2022)
Batters Faced: 18 at NC State (March 26, 2022)

YELLOW JACKETS

CAREER STATISTICS // ALL GAMES

Year	ERA	W	L	App	GS	CG	SHO	CBO	SV	IP	H	R	ER	BB	SO	2B	3B	HR	BF	B/Avg	WP	HBP	BK	SFA	SHA
2022	5.68	2	2	16	3	0	0	1	0	31.2	28	25	20	15	26	4	0	8	144	.231	3	5	1	0	2
TOTAL	5.68	2	2	16	3	0	0	1	0	31.2	28	25	20	15	26	4	0	8	144	.231	3	5	1	0	2

CAREER STATISTICS // CONFERENCE GAMES

Year	ERA	W	L	App	GS	CG	SHO	CBO	SV	IP	H	R	ER	BB	SO	2B	3B	HR	BF	B/Avg	WP	HBP	BK	SFA	SHA
2022	6.20	1	2	10	2	0	0	0	0	20.1	20	17	14	10	17	3	0	6	96	.247	2	3	0	0	1
TOTAL	6.20	1	2	10	2	0	0	0	0	20.1	20	17	14	10	17	3	0	6	96	.247	2	3	0	0	1

RETURNERS

DREW COMPTON

Junior • INF
6-2 • 212 • S/R
Berkeley Heights, N.J.
(Governor Livingston)



25



Honors & Awards

2022 All-ACC Academic Team
2020 Collegiate Baseball Freshman All-American

2022 (Sophomore)

Started in all 60 games as Tech's main third baseman ... Hit .275 on the season with 10 doubles, two triples and 14 home runs ... Drove in 58 runs on the year ... Started the year hot hitting .348 through March 15 ... Went 3-for-3 with two home runs, a walk and three RBI against Wright State (Feb. 19) ... Had three hits, one homer and one double for three RBI against Gardner-Webb (Feb 25) ... Went 2-for-4 with three RBI and a walk in the series-clinching win at then-No. 5 Georgia (March 5) ... Was 2-for-3 with two RBI, a home run and three runs against Jackson State (March 15) ... Was a perfect 3-for-3 with three RBI, a home run and three runs against Charleston Southern (March 29) ... Drove in three runs on two hits (one homer) at North Carolina (April 15) ... Was the hero in the comeback win over Duke (April 22), pulling Tech within one-run with a grand slam in the seventh inning before walking off the Blue Devils in the 10th inning on an RBI single ... Crushed two more home runs against Duke in the series finale on April 24 ... In the first two games at Pitt (May 19-20), knocked four hits, two home runs and five RBI ... Fell a home run shy of the cycle with a 4-for-5, three RBI day against then-No. 7 Louisville (May 26) in the ACC Tournament.

2021 (Freshman)

Made 53 appearances and 47 starts ... Made 24 starts at first base, 18 starts at designated hitter and five starts at third base ... Finished hitting .294, for 55 hits, 10 doubles, one triple and a team-best 13 home run for 37 RBI ... Had 17 multi-hit games and 10 multi-RBI games ... Reached base in the final 12 games of the season ... Hit .300 through April 17 before a cold spell ... Caught fire in the postseason, recording five hits and two doubles in the ACC Tournament and seven hits and four home runs for seven RBI in the NCAA Nashville Regional ... Went 3-for-4 with a home run and two RBI against Eastern Kentucky (Feb. 20) ... Combined for four hits, two doubles and three RBI in the last two games at the-No. 8 and eventual College World Series participant NC State (Feb. 27-28) ... Exploded against then-No. 1 Louisville for six hits, three home runs, two doubles, six RBI and four walks ... Went 3-for-5 for three RBI against Pitt (March 14) ... Fell a home run shy of the cycle against Virginia (April 3) ... Came in to hit a pinch-hit walk-off home run in the bottom of the ninth against North Carolina (May 21) ... Went 2-for-4 in the opening game of the ACC Tournament vs. Clemson (May 26) ... Then hit two doubles and three hits total in the extra-innings thriller against Louisville (May 27) ... Hit a two-run home run in the ninth against then-No. 4 Vanderbilt (June 5) in winner's game of the NCAA Nashville Regional ... Went 3-for-5 for three RBI in the elimination game against Indiana State (June 6) in the Nashville Regional ... Recorded two hits, including a solo home run with two outs in the bottom of the ninth to force extras

CAREER HIGHS

Hits: 4, twice - last vs. Louisville (May 26, 2022)
Doubles: 2, twice - last vs. Louisville (May 27, 2021)
Triples: 1, four times
Home Runs: 2, three times - last vs. Duke (April 24, 2022)
RBI: 5 vs. Duke (April 22, 2022)

against then-No. 4 Vanderbilt (June 6).

2020 (Freshman)

Started all 16 games in the shortened 2020 season at first base ... Named a Collegiate Baseball freshman all-American ... Finished second on the team with a .321 average, recording 18 hits, four doubles, one triple and three home runs for 12 RBI ... Finished tied-second for longest team hitting streak (six) ... Slugged .589 with a .420 on-base percentage ... Became the third Yellow Jacket since 2015 to hit a home run in his first collegiate plate appearance – (Michael Guldberg in 2018; Blake Jackson in 2015) ... Went a scorching 4-for-5 against Ohio State (Feb. 21), including a solo home run ... Also recorded two hits in three-straight games – Ohio State (Feb. 23), Gardner-Webb (Feb. 25) and at then-No. 4 Georgia (Feb. 28) ... Also knocked in four RBI against Gardner-Webb (Feb. 25) ... Also drove in three RBI against Tennessee Tech (March 3) ... Had a six-game hitting streak to finish the season and nine out of the last 10 games.

Before Tech

Ranked the No. 5 overall recruit and top third-basemen in the state of New Jersey by Perfect Game ... Helped lead Governor Livingston High School to a 29-4 (9-2) record and a No. 8 ranking in the state ... A strong switch-hitting threat, had 21 hits, seven doubles, two homers and 14 RBI in 76 at-bats in 2018 tournaments ... Had a fine outing in the 2018 WWBA World Championships where he hit .238 with five hits, one home run and two RBI in 21 at-bats ... Had the best tournament of the year at the WWBA '19 Grads event, garnering all-tournament honors for hitting .455 with 10 hits and eight RBI, while also getting three stolen bases ... Helped lead the team to the county championship in 2018 ... Named first-team all-state and the New Jersey Player of the Year as a senior after leading the state with 14 home runs.

Personal

Has two older siblings ... Intends on majoring in business administration.

CAREER STATISTICS // ALL GAMES

Year	Avg	GP	GS	AB	R	H	2B	3B	HR	RBI	TB	SLG%	BB	HBP	SO	GDP	OB%	SF	SH	SB	ATT	PO	A	E	FLD%
2020	.321	16	16	56	12	18	4	1	3	12	33	.589	11	0	23	0	.420	2	0	0	0	99	8	1	.991
2021	.294	53	47	187	41	55	10	1	13	37	106	.567	27	4	57	2	.393	1	0	0	0	173	13	3	.984
2022	.275	60	60	233	44	64	10	2	14	58	120	.515	34	7	46	5	.378	4	0	0	0	29	74	6	.945
TOTAL	.288	129	123	476	97	137	24	4	30	107	259	.544	72	11	126	7	.389	7	0	0	0	301	95	10	.975

CAREER STATISTICS // CONFERENCE GAMES

Year	Avg	GP	GS	AB	R	H	2B	3B	HR	RBI	TB	SLG%	BB	HBP	SO	GDP	OB%	SF	SH	SB	ATT	PO	A	E	FLD%
2020	.273	3	3	11	1	3	2	0	0	0	5	.455	3	0	7	0	.429	0	0	0	0	23	1	1	.960
2021	.254	33	29	114	25	29	7	1	4	18	50	.439	18	2	37	1	.363	1	0	0	0	132	11	3	.979
2022	.210	30	30	119	17	25	4	1	6	27	49	.412	18	2	25	4	.319	2	0	0	0	13	38	3	.944
TOTAL	.234	66	62	244	43	57	13	2	10	45	104	.426	39	4	69	5	.345	3	0	0	0	168	50	7	.969

YELLOW JACKETS

RETURNERS

JAKE DELEO

Junior • OF
6-2 • 194 • R/R
Norwalk, Conn.
(Avon Old Farms School)

15

Honors & Awards

2021-22 ACC Academic Honor Roll
2020-21 ACC Academic Honor Roll

2022 (Sophomore)

Limited to only 30 games due to nagging injuries ... Missed from Feb. 26-March 27 ... Finished hitting .286 for 22 hits, nine doubles, two triples, two home runs and 19 RBI, drawing also seven walks ... Started the season on fire, hitting .400 in the opening weekend against Wright State (Feb. 18-20) ... Also went 2-for-5 with two doubles against Presbyterian (Feb. 23) ... Went 5-for-6 with a triple and home run for five RBI against USC Upstate (April 5) ... Hit 2-for-5 with an RBI double at Clemson (May 7) ... Drove in two runs on a double at Pitt (May 20) ... Went 2-for-3 with three RBI in the ACC Tournament against then-No. 7 Louisville (May 26).

2021 (Freshman)

Made 54 appearances and 46 starts in his freshman campaign ... Made 25 starts in left field and 21 starts in right field ... Hit .254 for 46 hits, eight doubles, a triple and two home runs for 22 RBI ... Co-led the team with five steals on the year ... Made his collegiate debut as a pinch runner against Eastern Kentucky on Feb. 19 ... Went 2-for-4 with a double and two runs scored in his first collegiate start in Game 3 against Eastern Kentucky (Feb. 21) ... Finished with four hits and three RBI against Louisville (March 5-7) ... Recorded two hits in each game against Pitt (March 12-14), tallying six hits, three RBI and a double ... Became the first Yellow Jacket since Wade Bailey in 2017 to record five hits when he went a perfect 5-for-5 in the rubber game at then-No. 12 Virginia Tech (April 18), driving in three runs on a double and a home run ... Went 2-for-3 with an RBI double against North Carolina (May 21) ... Recorded two hits including a triple against Louisville (May 27) in the ACC Tournament.

Before Tech

Ranked as the No. 8 outfielder in the country and top overall in Connecticut ... Rated as being an "outstanding runner," running a 6.38 60-yard dash with a 95 mph throw from the outfield ... A two-time Perfect Game All-American High Honorable Mention (2017, 2018) and a second-team All-American in 2019 ... A six-time all-tournament team member from showcase ball ... A five-time Showcase Top Prospect Team member ... Won the Perfect Game Elite Upperclass Championship in 2019 ... Also won the 2017 Super 25 Championship ... In three seasons of showcase ball, appeared in 71 games and made 238 plate appearances ... He finished hitting .300 with 63 hits, 16 doubles, three triples and four homers for 42 RBI ... Also drew 27 walks and stole 46 bases to capitalize on a .382 on-base percentage ... Had his best season in showcase, hitting .409 with an OPS 1.152 ... Finished with 27 hits, three doubles, two triples and three homers for 15 RBI ... Drew 12 walks to reach base an impressive .500 percent of his plate appearances ... Played at Avon Old Farms School ... During a seven-game stretch in 2018-19, hit .500 for 15 hits, two doubles, one triple, three home runs, nine RBI and three walks for an OPS of 1.478 ... Also stole nine bases during the hot streak.

CAREER HIGHS

Hits: 5 at Virginia Tech (April 18, 2021)
Doubles: 2 vs. Presbyterian (Feb. 23, 2022)
Triples: 1, three times - last vs. USC Upstate (April 5, 2022)
Home Runs: 1, four times
RBI: 5 vs. USC Upstate (April 5, 2022)

YELLOW JACKETS

CAREER STATISTICS // ALL GAMES

Year	Avg	GP	GS	AB	R	H	2B	3B	HR	RBI	TB	SLG%	BB	HBP	SO	GDP	OB%	SF	SH	SB	ATT	PO	A	E	FLD%
2021	.254	54	46	181	26	46	8	1	2	22	62	.343	14	1	39	6	.308	2	1	5	6	83	4	3	.967
2022	.286	30	19	77	19	22	9	2	2	19	41	.532	7	2	17	2	.348	3	1	2	4	39	0	1	.975
TOTAL	.264	84	65	258	45	68	17	3	4	41	103	.399	21	3	56	8	.321	5	2	7	10	122	4	4	.969

CAREER STATISTICS // CONFERENCE GAMES

Year	Avg	GP	GS	AB	R	H	2B	3B	HR	RBI	TB	SLG%	BB	HBP	SO	GDP	OB%	SF	SH	SB	ATT	PO	A	E	FLD%
2021	.287	35	32	122	18	35	5	0	2	21	46	.377	11	1	24	5	.346	2	0	3	4	52	1	2	.964
2022	.125	13	9	32	4	4	2	0	0	3	6	.188	5	0	9	1	.243	0	1	1	1	17	0	0	1.000
TOTAL	.253	48	41	154	22	39	7	0	2	24	52	.338	16	1	33	6	.324	2	1	4	5	69	1	2	.972

AEDEN FINATERI

Sophomore • RHP
6-0 • 220 • R/R
Watertown, Conn.
(Avon Old Farms)



34



CAREER HIGHS

Innings: 4.0 vs. Wright State (Feb. 20, 2022)
Strikeouts: 5, three times - last at NC State (March 25, 2022)
Walks: 4, twice - last vs. Campbell (June 3, 2022)
Batters Faced: 18 vs. Wright State (Feb. 20, 2022)

2022 (Freshman)

Made 19 relief appearances as a key member of the bullpen ... Finished the season with a 1-0 record and 7.64 ERA ... Allowed 15 earned runs in 17.2 innings of work, striking out 24 ... Made 11 shutout appearances on the season ... Pitched 3.0

Before Tech

Rated as the No. 3 right-handed pitcher in the state of Connecticut ... Named a 2020 Perfect Game Preseason All-American All-Region First Team member in 2020 ... Also earned 2019 PG Preseason Underclassmen High Honorable Mention ... Nine-time PG All-Tournament Team ... Named Tournament MVP in 2019 ... Two-time WWBA Champion ... Named 2021 Tourney All-American Team ... Also won PGBA Tournament in 2017 ... Worked to a 0.50 ERA over 52.0 innings of work from 2017-20 ... Held a 3-0 record, allowing just three earned runs, striking out 81 batters and surrendering just 25 walks ... Recorded a career WHIP of 0.96.

YELLOW JACKETS

CAREER STATISTICS // ALL GAMES

Year	ERA	W	L	App	GS	CG	SHO	CBO	SV	IP	H	R	ER	BB	SO	2B	3B	HR	BF	B/Avg	WP	HBP	BK	SFA	SHA
2022	7.09	0	1	19	3	0	0	1	1	33.0	47	32	26	24	36	12	0	5	177	.326	0	5	0	2	2
TOTAL	7.09	0	1	19	3	0	0	1	1	33.0	47	32	26	24	36	12	0	5	177	.326	0	5	0	2	2

CAREER STATISTICS // CONFERENCE GAMES

Year	ERA	W	L	App	GS	CG	SHO	CBO	SV	IP	H	R	ER	BB	SO	2B	3B	HR	BF	B/Avg	WP	HBP	BK	SFA	SHA
2022	10.32	0	1	10	0	0	0	0	0	11.1	26	18	13	13	12	6	0	3	78	.419	0	2	0	0	1
TOTAL	10.32	0	1	10	0	0	0	0	0	11.1	26	18	13	13	12	6	0	3	78	.419	0	2	0	0	1

RETURNERS

JACKSON FINLEY

RS Sophomore • RHP/OF
6-4 • 222 • R/R
Richmond Hill, Ga.
(Richmond Hill)

12

Honors & Awards

2021-22 ACC Academic Honor Roll
2020-21 ACC Academic Honor Roll
2019-20 ACC Academic Honor Roll

2022 (RS Freshman)

Appeared in nine games throughout the season, pitching in May after recovering from Tommy John Surgery ... In limited at-bats, hit .273 for the season, with three extra-base hits ... Went 2-for-2 with two doubles and two RBI against Wake Forest (March 20) ... Also recorded an RBI triple at Kennesaw State (March 22) in his lone start of the year ... Appeared in the field in the NCAA Knoxville Regional against Campbell (June 5), did not take an at-bat ... Made first pitching appearance since March 8, 2020 when he pitched 0.2 innings against then-No. 3 Miami on May 1, 2022 ... Pitched a full inning at Akron (May 16), allowing no hits and striking out one ... Allowed two runs in 0.1 innings in the season-finale, series-sweeping victory at Pitt (May 21) ... Pitched his most meaningful game on June 4 in the NCAA Knoxville Regional against Alabama State (June 4), allowing just one run on three hits in two full innings, striking out two and walking none.

2021 (Freshman)

Made just five appearances before season-ending injury required Tommy John surgery ... Received medical redshirt ... Finished year with 2-0 record, one save and a 6.75 ERA ... In 8.0 innings of work, allowed six earned runs and sported a whopping 14:0 strikeout to walk ratio ... Made collegiate debut against Eastern Kentucky (Feb. 19) where he surrendered four earned runs in 1.2 innings and received the win ... Allowed just two runs over the next four appearances ... Dominated at eventual College World Series participant and then-No. 8 NC State (Feb. 27), dealing 3.0 innings to close, striking out seven and allowing just two hits in the save ... Made final appearance of the year with a three strikeout inning of relief against Pitt on March 13.

2020 (Freshman)

Made seven appearances in the shortened 2020 season ... Finished 1-1 on the

CAREER HIGHS

Innings: 3.0, twice - last at NC State (Feb. 27, 2021)
Strikeouts: 7 at NC State (Feb. 27, 2021)
Walks: 2, twice - last at Pitt (May 21, 2022)
Batters Faced: 13 vs. Tennessee Tech (March 3, 2020)
At-Bats: 4 at Kennesaw State (March 22, 2022)
Hits: 2 vs. Wake Forest (March 20, 2022)
Doubles: 2 vs. Wake Forest (March 20, 2022)
Triples: 1 at Kennesaw State (March 22, 2022)

season with one start ... Recorded 9.0 innings of work, striking out 15 and walking just three to hold opponents to a .250 average ... Finished with a 9.00 ERA ... Made his collegiate debut against St. John's (Feb. 16) ... Had shutout appearances against Ohio State (Feb. 21) and Gardner-Webb (Feb. 25) ... Went 3.0 innings in his first collegiate start against Tennessee Tech (March 3), allowing just one run and two hits while striking out five with no walks ... Finished the year not allowing an earned run in back-to-back appearances against Virginia Tech (March 7-8) for a combined 1.2 innings.

Before Tech

Perfect Game's 16th-ranked right-handed pitcher and a No. 31 recruit overall in the state of Georgia ... A four-year letterwinner at Richmond Hill and a two-year captain ... Helped pitch Richmond Hill High School to a 19-11 and 6-6 league record in 2018 ... Dealt an impressive 71 strikeouts in 48 innings for six wins and a 0.29 ERA ... Also punched out 27 in travel ball in 2018, only allowing 10 hits in 18 innings of work ... Allowed just two runs this year for a 0.80 ERA and a 1-0 record ... Pitched four-straight shutout innings to close the season ... Also had a fine year at the plate where he hit .265 for 13 hits, including six extra-base hits and two homers for 10 RBI ... Named team MVP for the team in 2019 as well as all-Region for pitching ... Currently holds the all-time wins record (20) at Richmond Hill as well as the all-time home run record (20) ... For his career, he pitched 94.2 innings and struck out 124 at a 3.6:1 clip ... As a junior, he finished 6-2 with a 0.29 ERA and one save, fanning 71 batters (12 walks) and surrendering 25 hits in 48 innings ... As a sophomore, he went 3-1 with a 1.27 ERA, striking out 39 batters in 33 innings.

Personal

Has two younger siblings ... Intends on majoring in business administration.

YELLOW JACKETS

CAREER HITTING STATISTICS // ALL GAMES

Year	Avg	GP	GS	AB	R	H	2B	3B	HR	RBI	TB	SLG%	BB	HBP	SO	GDP	OB%	SF	SH	SB	ATT	PO	A	E	FLD%
2020	.000	2	0	2	1	0	0	0	0	0	0	.000	0	1	2	0	.333	0	0	0	0	1	0	0	1.000
2022	.273	9	1	11	4	3	2	1	0	3	7	.636	1	0	7	0	.333	0	0	0	0	0	0	0	.000
TOTAL	.231	11	1	13	5	3	2	1	0	3	7	.538	1	1	9	0	.333	0	0	0	0	2	2	0	1.000

CAREER HITTING STATISTICS // CONFERENCE GAMES

Year	Avg	GP	GS	AB	R	H	2B	3B	HR	RBI	TB	SLG%	BB	HBP	SO	GDP	OB%	SF	SH	SB	ATT	PO	A	E	FLD%
2022	.400	4	0	5	1	2	2	0	0	2	4	.800	0	0	3	0	.400	0	0	0	0	0	0	0	.000
TOTAL	.400	4	0	5	1	2	2	0	0	2	4	.800	0	0	3	0	.400	0	0	0	0	0	0	0	.000

CAREER PITCHING STATISTICS // ALL GAMES

Year	ERA	W	L	App	GS	CG	SHO	CBO	SV	IP	H	R	ER	BB	SO	2B	3B	HR	BF	B/Avg	WP	HBP	BK	SFA	SHA
2020	9.00	1	1	7	1	0	0	0	0	9.0	8	10	9	3	15	1	0	2	45	.216	3	5	0	0	0
2021	3.38	1	0	3	0	0	0	0	1	5.1	7	2	2	0	11	2	0	0	22	.318	0	0	1	0	0
2022	13.50	0	0	4	0	0	0	1	0	4.0	8	6	6	2	4	2	0	1	22	.400	0	0	0	0	0
TOTAL	9.00	3	1	16	1	0	0	1	1	21.0	28	23	21	5	33	9	0	3	103	.308	5	7	1	0	0

CAREER PITCHING STATISTICS // CONFERENCE GAMES

Year	ERA	W	L	App	GS	CG	SHO	CBO	SV	IP	H	R	ER	BB	SO	2B	3B	HR	BF	B/Avg	WP	HBP	BK	SFA	SHA
2020	0.00	0	1	2	0	0	0	0	0	1.2	1	1	0	2	3	0	0	0	9	.143	1	0	0	0	0
2021	6.75	2	0	5	0	0	0	0	1	8.0	12	7	6	0	14	6	0	0	36	.353	2	2	1	0	0
2022	45.00	0	0	2	0	0	0	0	0	1.0	5	5	5	2	1	2	0	0	10	.625	0	0	0	0	0
TOTAL	7.88	1	1	7	0	0	0	0	1	8.0	13	8	7	4	15	4	0	0	41	.351	1	0	1	0	0

RETURNERS

JOHN GIESLER

Junior • INF
 6-3 • 215 • R/R
 Marietta, Ga. (Walton)



40



CAREER HIGHS

Hits: 1, 10 times
Doubles: 1 at Clemson (May 8, 2022)
Home runs: 1 vs. Gardner-Webb (Feb. 25, 2022)
RBI: 2 vs. Gardner-Webb (Feb. 25, 2022)
At-Bats: 4, twice - last vs. Georgia (Feb. 23, 2022)

YELLOW JACKETS

Honors & Awards

2021-22 ACC Academic Honor Roll
 2020-21 ACC Academic Honor Roll
 2019-20 ACC Academic Honor Roll

2022 (Sophomore)

Appeared in 22 games, making six starts at first base ... Hit .323 in 31 at-bats, recording 10 hits, one double and a homer for eight RBI ... Reached base at a .450 clip ... Went 1-for-1 with an RBI against Presbyterian (Feb. 23) ... Smashed a two-run home run against Gardner-Webb (Feb. 25) ... Recorded two more hits and another RBI in the doubleheader against Gardner-Webb (Feb. 26) ... Recorded a hit against then-No. 5 Georgia (March 4) ... Went 1-for-1 against Jackson State (March 15) and Wake Forest (March 19) ... Went 1-for-3 with an RBI and a run against USC Upstate (April 5) ... Had an RBI double at Clemson (May 8) ... Also drove in a run at Pitt (May 20) ... Appeared in two games in the NCAA Knoxville Regional – June 4 vs. Alabama State; June 5 vs. Campbell.

2021 (Freshman)

Did not make an appearance.

2020 (Freshman)

Made three appearances in the shortened 2020 season ... Made his collegiate debut in the field against Ohio State (Feb. 23), also going 1-for-1 at the plate ... Also hit against Gardner-Webb (Feb. 25) and Tennessee Tech (March 3).

Before Tech

A top shortstop/utility player from the state of Georgia ... Named to the 2019 Perfect Game 18U Summer Blowout All-Tournament team after posting a .636 average (seven hits) for seven RBI ... Also earned All-Tournament honors in the 2019 PG 18U Battle of the South ... A three-year letterwinner at Walton ... Helped lead the team to Region 4,7A Championships in 2017 and 2019 ... Named to the Atlanta Journal Constitution All-State Team in 2019 for third base ... Selected to play in the 2019 Georgia Dugout Club All-State Game ... Voted by the team as the MVP in 2019.

Personal

Was awarded the Ray Kroc Youth Achievement Award, given to the student who best exemplifies qualities of leadership, citizenship, scholarship and sportsmanship ... Has two siblings ... Father, John, swam at Toledo (1979) ... Cousin, Jon, played professional football with the Miami Dolphins (1979-88) after playing at Michigan (1975-78) ... Intends on majoring in business administration.

CAREER STATISTICS // ALL GAMES

Year	Avg	GP	GS	AB	R	H	2B	3B	HR	RBI	TB	SLG%	BB	HBP	SO	GDP	OB%	SF	SH	SB	ATT	PO	A	E	FLD%
2020	.250	3	0	4	0	1	0	0	0	0	1	.250	0	0	2	0	.250	0	0	0	0	0	2	0	1.000
2021											--	DNP	--												
2022	.323	22	6	31	6	10	1	0	1	8	14	.452	5	3	11	1	.450	1	0	0	0	20	0	0	1.000
TOTAL	.314	25	6	35	6	11	1	0	1	8	15	.429	5	3	13	1	.432	1	0	0	0	20	2	0	1.000

CAREER STATISTICS // CONFERENCE GAMES

Year	Avg	GP	GS	AB	R	H	2B	3B	HR	RBI	TB	SLG%	BB	HBP	SO	GDP	OB%	SF	SH	SB	ATT	PO	A	E	FLD%
2020											--	DNP	--												
2021											--	DNP	--												
2022	.429	6	1	7	1	3	1	0	0	2	4	.571	1	1	1	0	.556	0	0	0	0	2	0	0	1.000
TOTAL	.429	6	1	7	1	3	1	0	0	2	4	.571	1	1	1	0	.556	0	0	0	0	2	0	0	1.000

TYLER HARE

Sophomore • OF
6-2 • 220 • L/R
Atlanta, Ga. (Marist)

18

Honors & Awards

2021-22 ACC Academic Honor Roll

2022 (Freshman)

Appeared in nine games ... Hit .333 in six at-bats ... Made his collegiate debut on Feb. 19 against Wright State ... Recorded his first collegiate hit, a double, on March 15 against Jackson State, driving in two runs ... Recorded a single and a walk (scoring twice) against USC Upstate (April 5).

Before Tech

Ranked the No. 15 outfielder in the state of Georgia ... Named Perfect Game Preseason All-American honorable mention for the southeast region in 0221 ... Also earned honorable mention preseason All-America in 2019 and 2020 ... A 21-time All-Tournament Team selection ... Won three WWBA Championships in 2019 ... Won PG Super25 Championship in 2018 ... Played 140 career games in showcase ball ... Hit .305 for his career with 94 hits, 21 doubles, 12 triples and three home runs ... Drew 72 walks and also recorded 74 RBI ... Tallied a .440 on-base percentage ... Hit .310 in 2020, recording 27 hits, nine doubles and three triples for 30 RBI ... Finished with a .436 on-base percentage.

CAREER HIGHS

Hits: 1, twice - last vs. USC Upstate (April 5, 2022)
Doubles: 1 vs. Jackson State (March 15, 2022)
RBI: 2 vs. Jackson State (March 15, 2022)
At bats: 1, six times

YELLOW JACKETS

CAREER STATISTICS // ALL GAMES																									
Year	Avg	GP	GS	AB	R	H	2B	3B	HR	RBI	TB	SLG%	BB	HBP	SO	GDP	OB%	SF	SH	SB	ATT	PO	A	E	FLD%
2022	.333	9	0	6	2	2	1	0	0	2	3	.500	2	0	3	1	.500	0	0	0	0	1	0	0	1.000
TOTAL	.333	9	0	6	2	2	1	0	0	2	3	.500	2	0	3	1	.500	0	0	0	0	1	0	0	1.000

CAREER STATISTICS // CONFERENCE GAMES																									
Year	Avg	GP	GS	AB	R	H	2B	3B	HR	RBI	TB	SLG%	BB	HBP	SO	GDP	OB%	SF	SH	SB	ATT	PO	A	E	FLD%
2022	.000	1	0	1	0	0	0	0	0	0	0	.000	0	0	1	0	.000	0	0	0	0	0	0	0	.000
TOTAL	.000	1	0	1	0	0	0	0	0	0	0	.000	0	0	1	0	.000	0	0	0	0	0	0	0	.000

CAMRON HILL

Sophomore • LHP
6-6 • 220 • L/L
Fayetteville, Ga.
(Whitewater)



31



CAREER HIGHS

Innings: 3.0, twice - last vs. Georgia State (April 12, 2022)
Walks: 2, twice - last at Virginia (April 3, 2022)
Strikeouts: 3, three times - last vs. Duke (April 24, 2022)
Batters Faced: 14, twice - last vs. Georgia State (April 12, 2022)

YELLOW JACKETS

2022 (Freshman)

Made 18 appearances and one start in his freshman campaign ... Finished the year with a 6.57 ERA, 0-1 record and one save ... Didn't allow an earned run in 11 appearances ... Made his collegiate debut against Wright State (Feb. 19), allowing three runs in one inning of work ... Rebounded to pitch 3.0 shutout innings against Gardner-Webb (Feb. 25) to pick up his lone save on a career-high 48 pitches ... Also pitched 1.1 scoreless innings against then-No. 5 Georgia (March 6) ... Pitched 2.0 scoreless innings against Charleston Southern (March 29) ... Turned in an inning of scoreless work against USC Upstate (April 5) ... Allowed just four combined runs after April 19 (seven appearances) ... Pitched scoreless outings against Mercer (April 19) and Duke (April 24) ... Pitched scoreless outings his final four games of the season, including against Pitt (May 24) in the ACC Tournament and against then-No. 1 Tennessee in the NCAA Knoxville Regional finale.

Before Tech

Rated as the No. 3 left-hand pitcher in the state of Georgia ... Four-year letterwinner at Whitewater ... Named 2020 Perfect Game Preseason All-American All-Region First Team ... Also earned 2019 PG Preseason All-American Honorable Mention honors ... 16-time PG All-Tournament Team selection ... A two-time WWBA Champion (2019, 2020) ... Worked to a 12-1 record over 102.2 innings of work from 2018-20 ... Surrendered just 30 earned runs, while striking out 103 batters and holding a 2.00 ERA ... In 2020, recorded a 3-0 record with a 0.20 ERA over 34.1 innings ... Struck out 39 and allowed one earned run.

Personal

Father, Vince, played football at Western Carolina (1988-92).

CAREER STATISTICS // ALL GAMES

Year	ERA	W	L	App	GS	CG	SHO	CBO	SV	IP	H	R	ER	BB	SO	2B	3B	HR	BF	B/Avg	WP	HBP	BK	SFA	SHA
2022	6.57	0	1	18	1	0	0	1	1	24.2	28	18	18	13	19	4	1	6	115	.286	2	1	0	1	2
TOTAL	6.57	0	1	18	1	0	0	1	1	24.2	28	18	18	13	19	4	1	6	115	.286	2	1	0	1	2

CAREER STATISTICS // CONFERENCE GAMES

Year	ERA	W	L	App	GS	CG	SHO	CBO	SV	IP	H	R	ER	BB	SO	2B	3B	HR	BF	B/Avg	WP	HBP	BK	SFA	SHA
2022	12.91	0	0	6	0	0	0	0	0	7.2	12	11	11	6	7	2	0	3	43	.353	0	1	0	1	1
TOTAL	12.91	0	0	6	0	0	0	0	0	7.2	12	11	11	6	7	2	0	3	43	.353	0	1	0	1	1

RETURNERS

JADYN JACKSON
Junior • INF
6-0 • 192 • R/R
Sugar Hill, Ga. (Lanier)





42

Honors & Awards

2021-22 ACC Academic Honor Roll
2020-21 ACC Academic Honor Roll
2019-20 ACC Academic Honor Roll

2022 (Sophomore)

Made 41 appearances and 28 key starts in the middle infield to solidify Tech's defense ... Finished the season hitting .252 with 29 hits, five doubles, two triples and seven RBI ... Went 1-for-1 against Wright State (Feb. 19) ... Entered the starting lineup at then-No. 2 Virginia (April 1), recording a triple and making a circus catch at shortstop to end a two-out, bases-loaded rally for the Cavs ... Drove in two runs on a double in the second game at UVA (April 2) ... Drew two walks and recorded one hit in the Sunday game at UVA (April 3) ... Went 3-for-4 against then-No. 13 Florida State (April 8) ... Had two more hits against FSU on April 10 after missing Saturday for a family matter ... Drove in a run on two hits against Duke (April 24) ... Had three hits over the weekend against then-No. 3 Miami (April 29-May 1) ... Went 2-for-3 at Clemson (May 8) ... Tripled in a run at Kent State (May 17) ... Had three hits, a double and an RBI in the series at Pitt (May 19-21) ... Went 2-for-5 with a double against Alabama State in the NCAA Knoxville Regional ... Recorded a hit against Campbell (June 5) in the win-or-go-home game in the Knoxville Regional ... Doubled against then-No. 1 Tennessee in the Knoxville Regional finale.

2021 (Freshman)

Made 15 appearances on the season ... Hit .167 for the season over 12 at-bats ... Made first appearance of the season at then-No. 8 NC State (Feb. 26) ... Went 1-for-1 against then-No. 1 Louisville (March 6) ... Also went 1-for-2 with an RBI against then-No. 17 Florida State (April 24).

2020 (Freshman)

Appeared in 11 games, making four starts at second base in the shortened 2020 season ... Hit .238 in 21 at-bats, recording five hits, one double and four RBI ... Finished with a .360 on-base percentage ... Made his collegiate debut against St. Peters (Feb. 14) ... Recorded his first collegiate hit against Ohio State (Feb. 23), where he finished 1-for-2 on the day ... Caught fire against then-No. 4 Georgia (March 1) and recorded a hit in three-straight games ... After pinch running earlier in the game, hit the walkoff single RBI to give Tech the 4-3 win over Virginia Tech (March 6) ... Also drove in two runs on a double on Sunday against Virginia Tech (March 8).

Before Tech

Talented middle infielder who's ranked as the No. 10 shortstop in Georgia and a top-100 shortstop in the country ... A second-team 2019 PG All-American in the

CAREER HIGHS

Hits: 3 vs. Florida State (April 8, 2022)
Doubles: 1, six times
Triples: 1, twice - last at Kent State (May 17, 2022)
RBI: 2, twice - last at Virginia (April 2, 2022)

Southeast region after being named a 2018 PG High Honorable Mention All-American in 2018 ... Invited to 2018 Perfect Game National Showcase ... A 14-time All-Tournament team selection in travel ball and three-time PG Showcase Top Prospect Team selection ... A four-year letterwinner at Lanier, being a captain the last two seasons ... Named to Gwinnett Daily Post High School All-Star Team, as well as being offensive and defensive player of the year ... Holds the Lanier High School record for most career triples ... A two-time first-team all-region selection as well as a second-team all-state member ... Hit a walkoff home run on senior night to close out his high school career ... Graduated with Honors.

Personal

Has one older sibling ... Cousin, Medric Roberson II ran track as a hurdler at University of Texas.

YELLOW JACKETS

CAREER STATISTICS // ALL GAMES																									
Year	Avg	GP	GS	AB	R	H	2B	3B	HR	RBI	TB	SLG%	BB	HBP	SO	GDP	OB%	SF	SH	SB	ATT	PO	A	E	FLD%
2020	.238	11	4	21	3	5	1	0	0	4	6	.286	4	0	10	0	.360	0	1	0	0	7	12	0	1.000
2021	.167	15	0	12	2	2	0	0	0	1	2	.167	1	0	5	0	.231	0	0	0	0	4	8	0	1.000
2022	.252	41	28	115	19	29	5	2	0	7	38	.330	11	0	28	5	.317	0	0	0	0	50	76	10	.926
TOTAL	.243	67	32	148	24	36	6	2	0	12	46	.311	16	0	43	5	.317	0	1	0	0	61	96	10	.940

CAREER STATISTICS // CONFERENCE GAMES																									
Year	Avg	GP	GS	AB	R	H	2B	3B	HR	RBI	TB	SLG%	BB	HBP	SO	GDP	OB%	SF	SH	SB	ATT	PO	A	E	FLD%
2020	.250	3	2	8	0	2	1	0	0	3	3	.375	1	0	4	0	.333	0	1	0	0	3	4	0	1.000
2021	.500	8	0	4	2	2	0	0	0	1	2	.500	1	0	2	0	.600	0	0	0	0	2	6	0	1.000
2022	.279	22	18	68	12	19	3	1	0	4	24	.353	9	0	14	2	.364	0	0	0	0	36	42	8	.907
TOTAL	.288	33	20	80	14	23	4	1	0	8	29	.363	11	0	20	2	.374	0	1	0	0	41	52	8	.921

RETURNERS

BEN KING

RS Sophomore • RHP
 6-3 • 220 • R/R
 Calhoun, Ga. (Calhoun)



46

Honors & Awards

2021-22 ACC Academic Honor Roll
 2020-21 ACC Academic Honor Roll
 2019-20 ACC Academic Honor Roll

2022 (Sophomore)

Redshirted.

2021 (Freshman)

Made just seven appearances on the mound in relief before suffering a season-ending injury ... Recorded a 1-0 record and a 10.38 ERA in limited 4.1 innings ... Made his season debut with 1.0 innings of one-hit work against Eastern Kentucky (Feb. 20), striking out two ... Earned his lone win of the season at then-No. 8 NC State (Feb. 28), allowing just one run and striking out two in 1.0 innings ... Made his final appearance of the season on April 10 at then-No. 12 Notre Dame.

2020 (Freshman)

Made just three appearances in relief in the shortened 2020 season ... Made his collegiate debut against St. Peter's (Feb. 14), going 1.0 innings and allowing just one hit ... Pitched a no-hit inning, striking out one, against Ohio State (Feb. 21) ... Surrendered four runs to then-No. 4 Georgia (Feb. 29) ... Only allowed two hits in 2.1 innings in 2020.

Before Tech

A 6-3 right-handed pitcher from Calhoun, Ga. with a "large build and frame" that works his fastball in the low-90s ... Named a southeast regional 2019 Perfect Game Preseason All-American after earning the honorable mention award in 2016, 2017 and 2018 ... A nine-time All-Tournament selection and 2018 WWBA Champion ... A four-year letterwinner at Calhoun ... Named a captain his final two seasons ... Earned selection to the 2019 Georgia Dugout Club All-State team, as well as the Chattanooga Times Free Press' "Best of the Preps" baseball team in 2018 and 2019 ... An all-region selection in 2016, 2018 and 2019 as well as the all-county MVP in 2018 and 2019 ... Recorded 92 strikeouts his senior year – good for ninth all-time in a single season at Calhoun ... Also lettered four years as a center on Calhoun's football team, being named a captain his final season ... helped lead the football team to regional championships from 2015-18 and to a state championship in 2017 (played at Mercedes-Benz Stadium) ... Named a GACA and Atlanta Journal Constitution All-State selection in 2018 ... Also named to the Chattanooga Times Free Press' "Best of the Preps" football team in 2017 and 2018 ... An all-region selection in 2017 and 2018 ... Finished in the top 5 of his graduating class, as well as graduating as an AP Scholar with distinction ... Earned the football team's academic award.

CAREER HIGHS

Innings: 1.1 at Wake Forest (March 19, 2021)
Strikeouts: 2, four times
Walks: 3, three times - last at Wake Forest (March 19, 2021)
Batters Faced: 9 at Wake Forest (March 19, 2021)

Personal

Has one younger sibling ... Father, Steve, graduated from Georgia Tech in 1996 ... Intends on majoring in biology with a pre-health option with aspirations of becoming an orthopedic surgeon.

YELLOW JACKETS

CAREER STATISTICS // ALL GAMES

Year	ERA	W	L	App	GS	CG	SHO	CBO	SV	IP	H	R	ER	BB	SO	2B	3B	HR	BF	B/Avg	WP	HBP	BK	SFA	SHA
2020	15.43	0	0	3	0	0	0	1	0	2.1	2	4	4	4	1	0	0	1	13	.250	0	1	0	0	0
2021	10.38	1	0	7	0	0	0	0	0	4.1	4	5	5	9	9	3	0	0	28	.267	0	2	0	0	2
2022										--	DNP	--													
TOTAL	12.15	1	0	10	0	0	0	1	0	6.2	6	9	9	13	10	3	0	1	41	.261	0	3	0	0	2

CAREER STATISTICS // CONFERENCE GAMES

Year	ERA	W	L	App	GS	CG	SHO	CBO	SV	IP	H	R	ER	BB	SO	2B	3B	HR	BF	B/Avg	WP	HBP	BK	SFA	SHA
2020										--	DNP	--													
2021	15.00	1	0	4	0	0	0	0	0	3.0	3	5	5	5	6	3	0	0	19	.273	0	1	0	0	2
2022										--	DNP	--													
TOTAL	15.00	1	0	4	0	0	0	0	0	3.0	3	5	5	5	6	3	0	0	19	.273	0	1	0	0	2

JETT LOVETT
Sophomore • OF
5-11 • 160 • L/R
Newnan, Ga. (Newnan)






Honors & Awards

2021-22 ACC Academic Honor Roll

2022 (Freshman)

Appeared in 10 games in his freshman year ... Recorded one hit in seven at-bats, driving in two runs on his home run against Wake Forest (March 19) ... Made final appearance against Mercer (April 19) where he did not take an at-bat.

Before Tech

Ranked No. 5 outfielder and No. 23 overall player in the state of Georgia ... Helped lead Newnan to 2019 Regional Championship ... Named first-team all-Region ... Named 2020 Perfect Game Preseason All-American 2nd Team for Southeast Region ... Fifteen-time All-Tournament Team Selection ... 2020 WWBA Tournament Champion of Southeast Qualifier ... Helped lead Newnan High School to 2019 Regional Championship ... Named First-Team All-Region in 2019 ... Hit .307 for his career over 126 games ... Finished with 60 hits, 15 doubles, 14 triples, and eight homeruns for 62 RBI for four years... In 2020, recorded 27 hits, six doubles, four triples and two home runs for 26 RBI, drawing 26 walks and stealing 24 bases.

CAREER HIGHS

Hits: 1 vs. Wake Forest (March 19, 2022)
Home Runs: 1 vs. Wake Forest (March 19, 2022)
RBI: 2 vs. Wake Forest (March 19, 2022)
At-Bats: 1, seven times

YELLOW JACKETS

CAREER STATISTICS // ALL GAMES																									
Year	Avg	GP	GS	AB	R	H	2B	3B	HR	RBI	TB	SLG%	BB	HBP	SO	GDP	OB%	SF	SH	SB	ATT	PO	A	E	FLD%
2022	.143	10	0	7	1	1	0	0	1	2	4	.571	0	0	6	0	.143	0	0	0	0	3	0	0	1.000
TOTAL	.143	10	0	7	1	1	0	0	1	2	4	.571	0	0	6	0	.143	0	0	0	0	3	0	0	1.000

CAREER STATISTICS // CONFERENCE GAMES																									
Year	Avg	GP	GS	AB	R	H	2B	3B	HR	RBI	TB	SLG%	BB	HBP	SO	GDP	OB%	SF	SH	SB	ATT	PO	A	E	FLD%
2022	1.000	1	0	1	1	1	0	0	1	2	4	4.000	0	0	0	0	1.000	0	0	0	0	1	0	0	1.000
TOTAL	1.000	1	0	1	1	1	0	0	1	2	4	4.000	0	0	0	0	1.000	0	0	0	0	1	0	0	1.000

JOSEPH MANNELLY

RS Senior • LHP
6-3 • 203 • L/L
Atlanta, Ga. (Marist School)



32

Honors & Awards

2021-22 ACC Academic Honor Roll
2020-21 ACC Academic Honor Roll
2019-20 ACC Academic Honor Roll

2022 (RS Junior)

Made 19 relief appearances as a key member of the bullpen ... Finished the season with a 1-0 record and 7.64 ERA ... Allowed 15 earned runs in 17.2 innings of work, striking out 24 ... Made 11 shutout appearances on the season ... Pitched 3.0 combined innings in two appearances against Wright State (Feb. 18 and 20), allowing just one hit, no runs and striking out six ... He earned his lone winning decision of the year with 2.0 innings of one-hit work against Wright State on Feb. 20 ... Allowed just one hit in 1.1 innings of the second doubleheader against Gardner-Webb (Feb. 26) ... Pitched an inning of one-hit work against Kennesaw State (March 2) ... Turned in 2.0 innings of scoreless, on-hit work with three strikeouts at then-No. 2 Virginia (April 2) ... Turned in 2.0 innings with one hit allowed against Mercer (April 19) ... Made his final appearance of the season on April 26 against Troy when he pitched 0.1 innings, forcing a putout.

2021 (RS Sophomore)

Appeared in 18 games as a relief pitcher ... Recorded a 5.81 ERA and 2-0 record ... Allowed just 20 earned runs in 31.0 innings of work, striking out 33 ... Made his first appearance of the season against Eastern Kentucky (Feb. 20), allowing just one run on four hits in 3.0 innings, fanning four as well ... Got his first win of the season against Mercer (Feb. 24), tossing 2.0 no-hit innings with three strikeouts ... Recorded his second victory of the season against Kennesaw State, allowing just one run on one hit in 1.1 innings ... Went 3.0 innings at Miami (May 15), surrounding just one hit and striking out four ... Held against North Carolina (May 21), allowing just a run in 2.1 innings, while striking out three, en route to a 10-9 win.

2020 (RS Sophomore)

Did not make an appearance in the shortened 2020 season.

2019 (Sophomore)

Battled injuries all season ... Made just three appearances on the season, successful in all outings ... Finished with 2.2 innings of relief, allowing just two hits while striking out two ... Made longest appearance against Kennesaw State (March 6) where he went 1.1 no-hit innings in 14 pitches ... Also went 1.0 innings at Georgia State (Feb. 27), where he surrendered his two hits for the season, but struck out two in the scoreless outing ... Used one pitch for one out to get Tech out of a jam against

CAREER HIGHS

Innings: 3.0, five times
Strikeouts: 5 vs. Vanderbilt (June 6, 2021)
Walks: 3, three times - last vs. North Carolina (May 21, 2021)
Batters Faced: 13, four times

Northwestern (March 2) ... Tech outscored opponents 20-6 in games he appeared in.

2018 (Freshman)

Appeared in 10 games out of the bullpen for Tech ... Went 0-0 with a 9.45 ERA over 6.2 innings of work ... Registered five strikeouts ... Held opponents to a .130 batting average on the season ... Pitched one scoreless inning in the Jackets' 10-0 shutout of Dartmouth (Feb. 23) ... Also threw a scoreless inning versus Virginia Tech (March 17), against No. 6 Florida State (April 8), versus Georgia State (April 11), and at Pittsburgh (May 15).

Before Tech

Lettered in both baseball and football at the Marist School ... Was a two-year letterwinner in baseball for head coach Mike Strickland and a three-year letterwinner on the football team for Allen Chadwick ... Was ranked as high as the No. 6 prospect at first base and the No. 72 overall prospect in the class of 2017 for the state of Georgia by *Perfect Game* ... Was also ranked as high as the No. 25 prospect at first base nationally by PG ... Tabbed a 2017 Rawlings-*Perfect Game* honorable mention all-American and a southeast all-region second team member in 2017 ... Recognized as a 2016 PG underclassmen high honorable mention all-American as a junior and a 2015 underclassmen all-American honorable mention his sophomore season ... Helped lead his Marist squad to a 2017 state championship title, the program's 13th overall, recording the game-winning hit in the championship game ... Was a part of the 2016 regional championship team ... Played for both the 6-4-3 DP Cougars and East Cobb Yankees summer teams ... Was on the PG Super25 Championship team and the 2015 16U WWBA Memorial Day at LakePoint Championship team ... Was named to the 2015 16U Memorial Day at LakePoint all-tournament team, the 2015 15U WWBA National Championship all-tournament team, the 2015 16U *Perfect Game*-East Cobb Invitational all-tournament team and both the 2014 and 2013 BCS Finals all-tournament teams ... Was a senior team captain for the football team in 2017 ... Was an all-region honorable mention in football his senior year ... A 2017 honor roll member ... A member of Fellowship of Christian Athletes (FCA) and was a part of the student-athlete leadership training at Marist.

Personal

Has two younger brothers ... Father, Bernard, played football at Notre Dame (1988-92) ... Uncle, Patrick Mannelly, played football at Duke and played in the NFL for the Bears for 16 years ... Grandfather, Donnie Allen, was a fullback at UGA ... Enjoys playing video games, working out and playing tennis ... Chose Tech because of the great academics, its rich baseball history and the great business opportunities for post Tech graduates ... Intends to major in business administration.

CAREER STATISTICS // ALL GAMES

Year	ERA	W	L	App	GS	CG	SHO	CBO	SV	IP	H	R	ER	BB	SO	2B	3B	HR	BF	B/Avg	WP	HBP	BK	SFA	SHA
2018	9.45	0	0	10	0	0	0	1	0	6.2	3	7	7	6	5	0	2	29	.130	2	0	0	0	0	
2019	0.00	0	0	3	0	0	0	1	0	2.2	2	0	0	0	2	0	0	8	.250	2	0	0	0	0	
2020										--	DNP	--													
2021	5.81	2	0	18	0	0	0	0	0	31.0	31	21	20	18	33	5	1	7	141	.263	7	4	0	1	0
2022	7.64	1	0	19	0	0	0	1	0	17.2	24	17	15	12	24	2	0	1	95	.320	2	7	0	0	1
TOTAL	6.52	3	0	50	0	0	0	3	0	58.0	60	45	42	36	64	7	1	10	273	.268	13	11	0	1	1

CAREER STATISTICS // CONFERENCE GAMES

Year	ERA	W	L	App	GS	CG	SHO	CBO	SV	IP	H	R	ER	BB	SO	2B	3B	HR	BF	B/Avg	WP	HBP	BK	SFA	SHA
2018	2.45	0	0	6	0	0	0	0	0	3.2	0	1	1	3	3	0	0	14	.000	0	0	0	0	0	
2019										--	DNP	--													
2020										--	DNP	--													
2021	5.79	0	0	9	0	0	0	0	0	14.0	15	10	9	11	14	2	1	2	69	.273	4	2	0	1	0
2022	9.00	0	0	7	0	0	0	1	0	6.0	8	8	6	6	11	0	0	1	34	.308	2	1	0	0	1
TOTAL	6.08	0	0	22	0	0	0	1	0	23.2	23	19	16	20	28	2	1	3	117	.250	6	3	0	1	1

YELLOW JACKETS

LOGAN MCGUIRE

Sophomore • RHP
6-3 • 180 • R/R
Acworth, Ga. (Allatoona)

28

Honors & Awards

2021-22 ACC Academic Honor Roll

2022 (Freshman)

Made 18 appearances and four starts in his freshman season ... Finished the year with a 7.02 ERA and 4-2 record ... Allowed 26 earned runs in 33.1 innings of work, striking out 36 and walking a paltry four total batters ... Made his collegiate debut against Presbyterian (Feb. 23), allowing just one hit and striking out two in 1.0 innings ... Allowed just three runs over his next three appearances and 5.2 innings combined of work ... Struck out four in 2.1 key innings in the second game of the doubleheader against Virginia Tech (March 13) to pick up his first career decision win ... Turned in a combined 4.2 innings of scoreless work against Kennesaw State (March 22) and NC State (March 26) ... Made his first career start on March 29 against Charleston Southern, allowing one run on three hits in 3.0 innings for his second winning decision ... Struggled in April but rebounded in May to start at Akron (May 16), pitching 3.0 clean innings to get his fourth victory of the season ... Faced one batter and got him out in the NCAA Knoxville Regional finale against then-No. 1 Tennessee.

Before Tech

Ranked No. 4 right-handed pitcher and No.13 overall player in the state of Georgia ... Four-year letterwinner at Allatoona ... Named first-team all-state and all-American in 2019 by MaxPreps ... Named 2020 Perfect Game Preseason All-American 2nd Team for Southeast Region and 2019 Perfect Game Preseason All-American High Honorable Mention ... Five-time Member of the Showcase Top Prospect Team including the 2020 National Showcase Top Prospect Team ... Twenty-time All-Tournament Team selection ... Four-time WWBA Tournament Champion ... Pitched 104 total innings in showcase ball since 2017 with an overall record of 11-4 ... Finished 2020 season throwing 23.2 innings only giving up 12 hits, eight walks, and 31 strike outs.

Personal

Father, David, was a two-time all-American in men's soccer, playing at Clemson (1992-93) and Santa Clara (1993-95) ... Intends on majoring in public policy.

CAREER HIGHS

Innings: 3.1 vs. Miami (April 30, 2022)
Strikeouts: 5 vs. Florida State (April 9, 2022)
Walks: 1, three times - last vs. Duke (April 22, 2022)
Batters Faced: 15 at North Carolina (April 16, 2022)

YELLOW JACKETS

CAREER STATISTICS // ALL GAMES

Year	ERA	W	L	App	GS	CG	SHO	CBO	SV	IP	H	R	ER	BB	SO	2B	3B	HR	BF	B/Avg	WP	HBP	BK	SFA	SHA
2022	7.02	4	2	18	4	0	0	1	0	33.1	44	30	26	4	36	7	2	7	154	.310	4	6	0	2	0
TOTAL	7.02	4	2	18	4	0	0	1	0	33.1	44	30	26	4	36	7	2	7	154	.310	4	6	0	2	0

CAREER STATISTICS // CONFERENCE GAMES

Year	ERA	W	L	App	GS	CG	SHO	CBO	SV	IP	H	R	ER	BB	SO	2B	3B	HR	BF	B/Avg	WP	HBP	BK	SFA	SHA
2022	10.29	2	2	11	2	0	0	0	0	21.0	36	28	24	3	26	6	2	5	107	.364	4	4	0	1	0
TOTAL	10.29	2	2	11	2	0	0	0	0	21.0	36	28	24	3	26	6	2	5	107	.364	4	4	0	1	0

BRANDON PRINCE

Sophomore • INF
5-11 • 175 • R/R
Carrollton, Ga. (Carrollton HS)
(Georgia Highlands)



39

CAREER HIGHS

Hits: 1, twice - last at Pitt (May 20, 2022)
At Bats: 5 vs. Wake Forest (March 19, 2022)

Honors & Awards

2021-22 ACC Academic Honor Roll

2022 (Freshman)

Made 23 appearances and one start in the outfield ... Hit .143 in 14 at-bats with two hits and two walks ... Stole three bases for Tech ... Was the game-winning run as a pinch-hitter in Tech's 10-inning game against Duke (April 22) after stealing second ... Appeared in all of Tech's NCAA Knoxville Regional games, including scoring against Campbell (June 5).

Before Tech

Appeared in 71 games at Georgia Highlands, helping the Chargers win 63 games over two years ... Hit .321 for his career with 75 hits, 16 doubles, a triple and six home runs for 46 RBI ... Also drew 34 walks and swiped 51 stolen bases ... Shattered the school record with 40 stolen bases in 2021 ... Hit .337 during the stretch with five homers and 15 doubles ... Helped lead Chargers to 42 wins in 2021 as Georgia Highlands led the conference in eight offensive categories ... Was named school's Male Scholar-Athlete of the Year ... Hit .268 over 16 games in 2020 for 15 hits, a double, a homer and eight RBI ... Hit .500 as a senior at Carrollton High School, appearing in 30 games ... Recorded 48 hits, 15 doubles, five triples and two home runs for 39 RBI ... Had an OPS of 1.370 for the year ... Stole 16 bases.

YELLOW JACKETS

CAREER STATISTICS // ALL GAMES

Year	Avg	GP	GS	AB	R	H	2B	3B	HR	RBI	TB	SLG%	BB	HBP	SO	GDP	OB%	SF	SH	SB	ATT	PO	A	E	FLD%
2022	.143	23	1	14	6	2	0	0	0	0	2	.143	2	0	2	0	.250	0	0	3	3	11	0	0	1.000
TOTAL	.143	23	1	14	6	2	0	0	0	0	2	.143	2	0	2	0	.250	0	0	3	3	11	0	0	1.000

CAREER STATISTICS // CONFERENCE GAMES

Year	Avg	GP	GS	AB	R	H	2B	3B	HR	RBI	TB	SLG%	BB	HBP	SO	GDP	OB%	SF	SH	SB	ATT	PO	A	E	FLD%
2022	.000	6	1	7	2	0	0	0	0	0	0	.000	0	0	2	0	.000	0	0	1	1	1	0	0	1.000
TOTAL	.000	6	1	7	2	0	0	0	0	0	0	.000	0	0	2	0	.000	0	0	1	1	1	0	0	1.000

RETURNERS

STEPHEN REID

Junior • OF
6-1 • 204 • R/R
Garwood, N.J.
(Governor Livingston)

23



Honors & Awards

2022 All-ACC (Third Team)
2020 Collegiate Baseball Freshman All-American

2022 (Sophomore)

Appeared in 55 games, making 51 starts in right field ... Finished sixth on Tech's high-powered offense, hitting .333 for 72 hits, eight doubles and 16 home runs – good for fourth-best on the team ... Started the season red-hot, recording a hit in the first four games ... Went 2-for-5 with two RBI against Wright State (Feb. 18) ... Hit a two-run homer the next day against Wright State (Feb. 19) ... Drove in four runs on 2-for-5 hitting with a home run in the first game of the doubleheader against Gardner-Webb (Feb. 26) ... Went 2-for-5 with home run against then-No. 5 Georgia (March 6) in the Spring Classic at Coolray Field ... Recorded three hits and three RBI against Virginia Tech (March 11) ... Then went 2-for-3 with an RBI and two walks in the first game of the doubleheader against Virginia Tech (March 13) ... Drove in three runs on three hits against Wake Forest (March 20) ... Drove in a whopping six runs on three hits with two home runs at Kennesaw State (March 22) ... Then hit another home run against KSU at home the next day (March 23) ... Went 4-for-10 with two RBI in the second and third game at then-No. 2 Virginia (April 2-3) ... Drove in six runs for the second time on the season against Mercer (April 19) on three hits and two home runs ... Had five hits against Duke (April 22-24) ... Hit a two-out, bottom-of-the-eighth grand slam against Georgia Southern (May 11) to tie the game in Tech's eventual comeback win ... Hit two home runs at Akron (May 16) as part of a seven-game hitting streak (May 11-May 20) ... Caught fire in the postseason, going 9-for-22 with two doubles and six RBI after the regular season ... Went 3-for-5 with two RBI in the NCAA Knoxville Regional finale against then-No. 1 Tennessee in Tech's heartbreaking loss.

2021 (Freshman)

Appeared in 49 games, making 48 starts in the outfield and at designated hitter ... Made 33 starts in right field and 15 starts at DH ... Finished the season hitting .263 for 52 hits, 11 doubles, nine home runs and 42 RBI ... Finished tied for second on the team in RBI to teammate Justyn-Henry Malloy's 43 ... Led Georgia Tech with 12 multi-RBI games ... Started the year on fire, going 2-for-5 with a homer for four RBI on Opening Day against Eastern Kentucky (Feb. 19) ... Then went 2-for-5 the next day against EKU (Feb. 20) ... Went 2-for-4 against Mercer (Feb. 24), recording a double and a home run ... Recorded a double and a home run for two RBI in the rubber game against then-No. 1 Louisville (March 7) ... Smashed two doubles in the series-opener against Pitt (March 12) ... Finished with five hits, four RBI and a home run in the series at then-No. 12 Notre Dame (April 9-11) ... Mashed three hits and a double for four RBI at then-No. 12 Virginia Tech (April 16-18) ... Crushed Kennesaw State (May 1) for a perfect 4-for-4, two-home run effort for four RBI ... Had a six-game hitting streak that stretched from May 8-May 18 ... Recorded three

CAREER HIGHS

Hits: 4 vs. Kennesaw State (May 2, 2021)
Doubles: 2 vs. Pitt (March 12, 2021)
Home runs: 2, six times
RBI: 6, twice - last vs. Mercer (April 19, 2022)

hits and a double for three RBI in the series-equalizer against North Carolina (May 21) ... Followed up with a 2-for-4, double RBI effort vs. UNC (May 22) ... Went 2-for-4 with two home runs and three RBI in the opening game of the ACC Tournament vs. Clemson (May 26) ... Went 3-for-4 for two RBI in the opening game of the NCAA Nashville Regional against Indiana State (June 4) ... Had two hits, including a homer, for four RBI in the elimination game of the NCAA Nashville Regional against then-No. 4 Vanderbilt (June 6).

2020 (Freshman)

Appeared in 15 games, including 11 starts as the designated hitter in the shortened 2020 season ... Led the team with five home runs on the season ... Hit .273 for the season with 12 hits and a double for 10 RBI ... Slugged .636 on the year ... Made his collegiate debut against St. Peter's (Feb. 14) ... Had his first-career hit drive in a run at Georgia Southern (Feb. 18) ... Mashed two home runs against Ohio State (Feb. 23), finishing with hits and three RBI ... Also had RBI singles against Gardner-Webb (Feb. 25) and then-No. 4 Georgia (Feb. 28) ... Recorded two hits against Tennessee Tech (March 3) and Virginia Tech (March 6) ... Also drove in two runs on a base hit on Saturday against Virginia Tech (March 7) ... Finished the year with a hit against then-No. 14 Auburn (March 10).

Before Tech

Ranked as Perfect Game's top outfielder in the state of New Jersey and 30th-ranked outfielder in the country ... Was clocked at a 6.63 60-yard dash ... Rated as having "big juice in his bat" and "outstanding raw bat speed" ... Named a 2019 PG All-American for the northeast region ... Also earned first-team 2018 PG Underclassmen All-America honors ... Invited to the 2018 PG National Showcase ... A five-time All-Tournament Team selection and member of the 2018 Showcase Top Prospect Team ... A two-year letterwinner at Governor Livingston ... Named a captain for his senior season ... Won Sectional Group 2 for New Jersey in 2017 ... Named the Union County MVP in 2019.

Personal

Has five siblings ... Member of high school's athletic honor society.

YELLOW JACKETS

CAREER STATISTICS // ALL GAMES

Year	Avg	GP	GS	AB	R	H	2B	3B	HR	RBI	TB	SLG%	BB	HBP	SO	GDP	OB%	SF	SH	SB	ATT	PO	A	E	FLD%
2020	.273	15	11	44	8	12	1	0	5	10	28	.636	4	1	17	0	.340	1	0	0	0	0	0	0	.000
2021	.263	49	48	198	29	52	11	0	9	42	90	.455	13	0	60	1	.304	3	0	0	0	53	2	1	.982
2022	.333	55	51	216	45	72	8	0	16	63	128	.593	19	1	63	3	.388	1	0	1	1	71	3	1	.987
TOTAL	.297	119	110	458	82	136	20	0	30	115	246	.537	36	2	140	4	.347	5	0	1	1	124	5	2	.985

CAREER STATISTICS // CONFERENCE GAMES

Year	Avg	GP	GS	AB	R	H	2B	3B	HR	RBI	TB	SLG%	BB	HBP	SO	GDP	OB%	SF	SH	SB	ATT	PO	A	E	FLD%
2020	.273	3	3	11	4	3	0	0	2	3	9	.818	3	0	5	0	.429	0	0	0	0	0	0	0	.000
2021	.238	31	31	126	18	30	10	0	2	21	46	.365	8	0	40	0	.277	3	0	0	0	32	0	0	1.000
2022	.320	26	25	103	18	33	4	0	3	19	46	.447	13	0	30	2	.397	0	0	0	0	40	1	1	.976
TOTAL	.275	60	59	240	40	66	14	0	7	43	101	.421	24	0	75	2	.337	3	0	0	0	72	1	1	.986

NICHOLAS ROMANO

Sophomore • INF
6-2 • 205 • S/R
Boca Raton, Fla.
(American Heritage)



19

Honors & Awards

2021-22 ACC Academic Honor Roll

2022 (Freshman)

Appeared in 24 games and four starts at third base and second base defensively ... Hit .292 on the season in 24 at-bats ... Became the fourth Yellow Jacket since 2015 to hit a home run in their first career plate appearance (Drew Compton, 2020; Michael Guldberg, 2018; Blake Jackson, 2015), hitting a two-yard homer against Wright State (Feb. 19) ... Hit a double against Jackson State (March 15) ... Went 2-for-6 in two-straight starts at NC State (March 26-27) ... Smashed a three-run homer against USC Upstate (April 5) ... Made three appearances in the NCAA Knoxville Regional (Campbell, June 3; Alabama State, June 4; Campbell, June 5).

Before Tech

Rated as the No. 37 shortstop in the state of Georgia ... Named honorable mention Perfect Game Preseason All-American three times in the Florida region (2019-21) ... six-time PG All-Tournament Team selection ... Named to the Showcase Top Prospect Team three-straight years ... Won WWBA Championship in 2020 ... Appeared in 97 games over four years of showcase play ... Hit .255 for his career with 52 hits, 12 doubles, two triples and a homer for 42 RBI ... Also drew 47 walks for an on-base percentage of .411.

CAREER HIGHS

Hits: 1, seven times

Doubles: 1 vs. Jackson State (March 15, 2022)

Home Runs: 1, twice - last vs. USC Upstate (April 5, 2022)

RBI: 3 vs. USC Upstate (April 5, 2022)

YELLOW JACKETS

CAREER STATISTICS // ALL GAMES

Year	Avg	GP	GS	AB	R	H	2B	3B	HR	RBI	TB	SLG%	BB	HBP	SO	GDP	OB%	SF	SH	SB	ATT	PO	A	E	FLD%
2022	.292	24	4	24	3	7	1	0	2	6	14	.583	1	1	3	3	.346	0	0	0	0	15	2	1	.944
TOTAL	.292	24	4	24	3	7	1	0	2	6	14	.583	1	1	3	3	.346	0	0	0	0	15	2	1	.944

CAREER STATISTICS // CONFERENCE GAMES

Year	Avg	GP	GS	AB	R	H	2B	3B	HR	RBI	TB	SLG%	BB	HBP	SO	GDP	OB%	SF	SH	SB	ATT	PO	A	E	FLD%
2022	.250	9	3	12	0	3	0	0	0	0	3	.250	0	0	1	2	.250	0	0	0	0	8	2	0	1.000
TOTAL	.250	9	3	12	0	3	0	0	0	0	3	.250	0	0	1	2	.250	0	0	0	0	8	2	0	1.000

JACK RUBENSTEIN
Senior • C
5-11 • 210 • R/R
Atlanta, Ga. (Pace Academy)
(Emory)

GT 21



Honors & Awards

2021-22 ACC Academic Honor Roll

2022 (Junior)

Appeared in 27 games with 10 starts as Tech's reserve catcher ... Hit .333 (45 at-bats) with 15 hits, two doubles and seven RBI with five walks ... Went 2-for-5 in the second game of the doubleheader against Virginia Tech (March 13) ... Rode a four-game hitting streak in four-straight starts against Kennesaw State (March 23) and at NC State (March 25-27) ... Went 3-for-4 with a double at Akron (May 16) ... Went 2-for-2 with an RBI at Pitt (May 20) ... Recorded a hit against Pitt (May 24) in the ACC Tournament ... Made two appearances in the NCAA Knoxville Regional (Alabama State, June 4; Campbell, June 5).

Before Tech

Appeared in 92 games, making 86 starts in four years at Emory ... Hit .294 for his career with 42 RBI ... Went 27-for-33 in stolen bases for his career ... A two-time All-University Athletic Association selection (2018 and 2020) ... Played the first six games in 2021 before being shut down for the remainder of the year with an injury... Collected six hits with two doubles, one home run...Drove in six runs and scored seven times...Tied for second on the team with seven walks...Drew one HBP to extend his school record total to 39 in his career...Went 2-for-5 with a double and a season-best three RBI in the team's 11-8 defeat at LaGrange on March 20 ... Named to the All-University Athletic Association Team in 2020 after registering a .380 average in 15 games (14 starts) with two doubles, one triple, seven RBI and eight stolen bases...His .475 on-base percentage led all Eagles with at least 10 games played while his six hit-by-pitches helped him move into sole possession of first place on the Emory all-time career list...Ranked 27th among Division III leaders in getting plunked to go along with six multi-hit efforts...Recorded six multi-hit games over his final nine contests, highlighted by a five-hit afternoon against Covenant on February 29 ... Entered his junior season tied for the program record with 32 hit-by-pitches ... Was one of two Eagles to play in all 39 games in 2019 as he made 36 starts as a sophomore...Batted .270 with 22 runs scored, five doubles, one home run, 15 RBI, eight walks and 17 hit-by-pitches...Ranked third on the team with 14 stolen bases... Had eight multi-hit games including a team-high two four-hit contests...Launched his first career home run on March 12 at Birmingham-Southern...Registered back-to-back four-hit contests with three runs and a double in wins over Brandeis on March 30 and 31 ... All-University Athletic Association Second Team as a freshman in 2018 ... Led all freshman with 32 games played including 30 in a starting role... Batted for .286 average (28-for-98) with 11 runs, seven doubles and 14 RBI ... Ranks second all-time in a single season with 15 hit-by-pitches...Added four walks and four stolen bases...Went 3-for-4 with a double and RBI in his collegiate debut at Piedmont on February 3 ...Drove in a career-high three runs against Brandeis on April 14 ... Ranked fifth on the team with eight multi-hit games ... Was a four-year varsity letterwinner for the Pace Academy baseball program under Head Coach Seth Lafera ... Served as a team captain during his senior season ... Named First Team All-Region as a senior after batting .346 with three home runs and 34 RBI while slugging .667 to go along with a .509 on-base percentage ... Six-time Perfect Game

CAREER HIGHS

Hits: 4 vs. Kennesaw State (May 2, 2021)
Doubles: 2 vs. Pitt (March 12, 2021)
Home runs: 2, six times
RBI: 6, twice - last vs. Mercer (April 19, 2022)

All-Tournament Team Selection ... Also participated in football.

YELLOW JACKETS

CAREER STATISTICS // ALL GAMES

Year	Avg	GP	GS	AB	R	H	2B	3B	HR	RBI	TB	SLG%	BB	HBP	SO	GDP	OB%	SF	SH	SB	ATT	PO	A	E	FLD%
2022	.333	27	10	45	9	15	3	0	0	7	18	.400	5	5	11	0	.446	1	0	0	0	88	0	2	.978
TOTAL	.333	27	10	45	9	15	3	0	0	7	18	.400	5	5	11	0	.446	1	0	0	0	88	0	2	.978

CAREER STATISTICS // CONFERENCE GAMES

Year	Avg	GP	GS	AB	R	H	2B	3B	HR	RBI	TB	SLG%	BB	HBP	SO	GDP	OB%	SF	SH	SB	ATT	PO	A	E	FLD%
2022	.320	12	6	25	3	8	2	0	0	4	10	.400	3	1	7	0	.414	0	0	0	0	29	0	1	.967
TOTAL	.320	12	6	25	3	8	2	0	0	4	10	.400	3	1	7	0	.414	0	0	0	0	29	0	1	.967

JOSIAH SIEGEL

Junior • LHP
6-1 • 200 • L/L
Woodstock, Ga. (Woodstock)



48



Honors & Awards

2021-22 ACC Academic Honor Roll
2020-21 ACC Academic Honor Roll
2019-20 ACC Academic Honor Roll

2022 (Sophomore)

Made 14 relief appearances and one start ... Finished as Tech's second-lowest ERA out of the bullpen with a 3.97 ... Also recorded a 2-0 record ... Allowed 10 earned runs over 22.2 innings of work with 18 strikeouts and a .266 opponents batting average ... Struck out four in 3.0 no-hit innings against Wright State (Feb. 19) for his first winning decision of the year ... Allowed just one hit in 0.2 innings in the second game of the doubleheader against Virginia Tech (March 13) ... Allowed no earned runs (four unearned) in 0.2 innings against Kennesaw State (March 23) ... Needed just three pitches to get the final out against Troy (April 26) ... Caught fire down the stretch, pitching 1.0 shutout outings at Clemson (May 7) and 2.0 shutout innings at Akron (May 16) ... Provided a Herculean effort in the win-or-go-home game against Campbell (June 5) in the NCAA Knoxville Regional, pitching a career-long 6.1 innings in relief on a career-high 98 pitches, allowing just one run on three hits to get the victory and to allow Tech to save its bullpen for the evening finale.

2021 (Freshman)

Made 16 relief appearances and one start on the mound ... Finished second among relievers with a 3.77 ERA ... Posted a 2-1 record and one save ... Allowed just 12 earned runs in 28.2 innings of work, striking out 22 on the year ... Held opponents to just a .250 batting average ... Made his season debut against Georgia State (March 3), allowing no earned runs with one hit in 1.0 innings ... Had his best performance of the season to earn his first save at Wake Forest (March 21), pitching 3.0 no-hit innings and striking out five ... Made his lone start at Georgia State (April 20), allowing two runs on three hits in 3.0 innings of work en route to the 7-2 win for Tech ... Earned his first win of the year with 1.0 shutout innings at then-No. 12 Notre Dame ... Tossed 1.2 innings of no-hit work at Miami (May 14) ... Pitched 2.2 crucial innings in the 14-inning game against Georgia (May 18), allowing just one run and striking out four ... Allowed just one run on one hit in 3.0 innings against North Carolina (May 22) ... Earned his second win of the season with 0.2 innings against Indiana State (June 4) in the NCAA Nashville Regional ... Allowed one run on one hit in 2.0 innings against then-No. 4 Vanderbilt in the Nashville Regional.

2020 (Freshman)

Made four relief appearances in the shortened 2020 season ... Finished with 3.0 innings, striking out four and surrendering just two hits ... Recorded a 6.00 ERA ... Held opponents to a .167 batting average on the year ... Made his first collegiate appearances with 0.2 innings of scoreless work against St. John's (Feb. 16) ... Had back-to-back shutout appearances with 1.0 innings against Ohio State (Feb. 23)

CAREER HIGHS

Innings: 6.1 vs. Campbell (June 5, 2022)
Strikeouts: 5, twice - last at Pitt (May 20, 2022)
Walks: 3, twice - last vs. Louisville (March 5, 2021)
Batters Faced: 24 vs. Campbell (June 5, 2022)

and 1.0 innings against Tennessee Tech (March 3) ... Allowed his two runs against Virginia Tech (March 8).

Before Tech

Ranked as a Perfect Game top-40 left-handed pitcher in Georgia ... Works his fastball in the mid-to-high-80s, while pitching a tight slider and a highly confident changeup ... Named a high honorable mention on the 2019 PG Preseason Underclassmen All-America team after earning honorable mention status in 2018 ... A 36-time All-Tournament Team in travel ball, while also named to the 2017 Showcase Top Prospect Team ... A three-time WWBA Champion (2018, 2019 twice) ... A three-year letterwinner at Woodstock ... Named captain for all three seasons ... Helped lead the team to a regional championship in 2018 ... Team was state runner-up in 2017 ... In 2019, named first-team all-county, first-team all-state ... Also earned county and region pitcher of the year honors ... In 2018, named second-team all-state and first-team all-county ... In 2019, pitched 66 innings to a 1.09 ERA, striking out 102 and allowing just 60 hits and 17 walks ... Pitched to a 21-1 record over his final two seasons.

Personal

Intends on majoring in business administration.

CAREER STATISTICS // ALL GAMES

Year	ERA	W	L	App	GS	CG	SHO	CBO	SV	IP	H	R	ER	BB	SO	2B	3B	HR	BF	B/Avg	WP	HBP	BK	SFA	SHA
2020	6.00	1	0	4	0	0	0	0	0	3.0	2	2	2	5	4	1	0	0	17	.167	0	0	0	0	0
2021	3.77	2	1	17	1	0	0	0	1	28.2	26	13	12	14	22	6	2	2	121	.250	2	1	0	1	1
2022	3.97	2	0	14	1	0	0	1	0	22.2	25	15	10	6	18	6	2	4	102	.266	0	2	0	0	0
TOTAL	3.98	5	1	35	2	0	0	1	1	54.1	53	30	24	25	44	13	4	6	240	.252	2	3	0	1	1

CAREER STATISTICS // CONFERENCE GAMES

Year	ERA	W	L	App	GS	CG	SHO	CBO	SV	IP	H	R	ER	BB	SO	2B	3B	HR	BF	B/Avg	WP	HBP	BK	SFA	SHA
2020	99.00	0	0	1	0	0	0	0	0	0.0	1	2	2	1	0	1	0	0	2	1.000	0	0	0	0	0
2021	3.60	1	0	8	0	0	0	0	1	15.0	11	6	6	8	11	3	0	1	62	.212	0	0	0	0	1
2022	4.50	0	0	5	0	0	0	0	0	6.0	9	3	3	1	8	1	1	1	28	.333	0	0	0	0	0
TOTAL	4.71	1	0	14	0	0	0	0	1	21.0	21	11	11	10	19	5	1	2	92	.263	0	0	0	1	1

RETURNERS

DALTON SMITH

Junior • LHP
6-1 • 215 • R/L
Valdosta, Ga. (Lowndes)






Honors & Awards

2021-22 ACC Academic Honor Roll
2020-21 ACC Academic Honor Roll
2020 Collegiate Baseball Freshman All-American
2019-20 ACC Academic Honor Roll

2022 (Sophomore)

Limited to just eight appearances due to injury ... Recorded a 4.35 ERA in 10.1 innings, allowing 14 hits, five earned runs and striking out nine ... Worked to a 2-0 record ... Picked up his first victory in the season-opener against Wright State (Feb. 18), pitching 0.1 innings, getting the strikeout to end the 9-8 game ... Started at Georgia Southern (Feb. 22), going 1.2 innings and allowing one earned runs and three earned runs ... Also pitched 2.1 one-hit innings against Virginia Tech (March 13) in the second of the doubleheader, striking out three in the 7-6 win ... Also started at Kennesaw State (March 22), going 3.1 innings to earn his second victory, allowing one run over three hits and striking out three ... Made final appearance against USC Upstate (April 5), going 0.2 innings of no-hit work, striking out one in the 27-4 win.

2021 (Freshman)

Made 22 appearances on the mound, including his first five starts of his career ... After rough start to season, became key reliever for Georgia Tech ... Finished season with a 6.51 ERA and one save in 37.1 innings of work, allowing 27 earned runs and 22 walks, while striking out 36 ... Held opponents to a .250 batting average ... After allowing four runs to Eastern Kentucky (Feb. 20), surrendered just one run over the next eight appearances (vs. Pitt, March 12) ... Earned the win at eventual College World Series participant and then-No. 8 NC State (Feb. 27) after 1.1 shutout innings of work and two strikeouts ... Made first collegiate start at then-No. 12 Virginia Tech (April 18), where he went a career-long 4.0 innings and allowed three runs as Tech would go on to win 11-4 ... Earned his second win then-No. 20 at Georgia (April 27), surrendering just one earned run and punching out five in 3.0 innings ... Got a three-pitch strikeout save against North Carolina (May 22) ... Started against Clemson (May 26) in the first game of the ACC Tournament ... Had his best performance of the season in the winner's bracket game of the NCAA Nashville Regional against then-No. 4 Vanderbilt, pitching 3.1 innings of one-hit, no-walk work, striking out four as Tech would be edged 4-3 in the game.

2020 (Freshman)

Made six relief appearances on the mound as a major part of Tech's bullpen during the shortened 2020 season ... Led the team with a 1.46 ERA and 3-0 record over 12.1 innings of work on the year ... Allowed 10 hits, but surrendered just two earned runs overall ... Punched out 14 batters and held opponents to just .227 average ... Made his first collegiate appearance against St. Peter's (Feb. 14), allowing just one

CAREER HIGHS

Innings: 4.0 at Virginia Tech (April 18, 2021)
Strikeouts: 5 at Georgia (April 27, 2021)
Walks: 3, three times - last vs. Georgia (May 18, 2021)
Batters Faced: 19 at Virginia Tech (April 18, 2021)

hit and no runs in two innings, striking out three ... Kept Tech in the game when he entered for 3.1 key innings of relief at Georgia Southern (Feb. 18), allowing no earned runs and striking out a season-best four ... Also pitched shutouts against Ohio State (Feb. 23), Virginia Tech (March 6) and then-No. 14 Auburn (March 10) ... Only allowed earned runs against then-No. 4 Georgia (March 1), allowing two.

Before Tech

Ranked as the No. 9 left-handed pitcher in Georgia ... Named a 2019 Perfect Game Preseason All-American Honorable Mention for the southeast region ... Also earned high honorable preseason underclassmen All-America honors in 2017 and 2018 ... A three-time All-Tournament Team selection and BCS Champion in 2017 ... A four-year letterwinner at Lowndes, named captain his final season ... Helped lead team to conference championships in 2018 and 2019 ... Named first-team all-region in 2018 and 2019 ... Selected to represent Team Georgia in Sunbelt Classic in 2018.

Personal

Has two older siblings ... Cousin, Rebekah, is a cheerleader at Tech ... cousin Rachel graduated from Georgia Tech in 2018 ... A four-year honor roll member ... Intends on majoring in business administration.

YELLOW JACKETS

CAREER STATISTICS // ALL GAMES																									
Year	ERA	W	L	App	GS	CG	SHO	CBO	SV	IP	H	R	ER	BB	SO	2B	3B	HR	BF	B/Avg	WP	HBP	BK	SFA	SHA
2020	1.46	3	0	6	0	0	0	1	0	12.1	10	3	2	6	14	3	0	0	53	.227	5	0	0	0	3
2021	6.51	2	2	22	5	0	0	0	1	37.1	37	29	27	22	36	6	2	4	179	.250	4	6	0	3	0
2022	4.35	2	0	8	2	0	0	0	0	10.1	14	7	5	6	9	4	0	0	54	.326	0	2	0	1	2
TOTAL	5.10	7	2	36	7	0	0	1	1	60.0	61	39	34	34	59	13	2	4	286	.260	9	8	0	4	5
CAREER STATISTICS // CONFERENCE GAMES																									
Year	ERA	W	L	App	GS	CG	SHO	CBO	SV	IP	H	R	ER	BB	SO	2B	3B	HR	BF	B/Avg	WP	HBP	BK	SFA	SHA
2020	0.00	1	0	1	0	0	0	0	0	1.0	0	0	0	1	2	0	0	0	4	.000	0	0	0	0	1
2021	5.94	1	0	13	1	0	0	0	1	16.2	18	12	11	9	15	3	0	1	80	.277	1	4	0	2	0
2022	6.23	0	0	4	0	0	0	0	0	4.1	7	3	3	4	4	1	0	0	24	.350	0	0	0	0	0
TOTAL	5.73	2	0	18	1	0	0	0	1	22.0	25	15	14	14	21	4	0	1	108	.287	1	4	0	2	1

NEWCOMERS

CARSON BALLARD

Freshman • RHP
6-1 • 180 • R/R
Alpharetta, Ga. (Wesleyan)

GT

38



High School

Rated as a top-40 right-handed pitcher in the state of Georgia ... Help pitch Wesleyan to the 2022 State Championship, throwing six innings of four-hit ball in the title game ... A two-time Perfect Game Preseason All-Southeast Region honorable mention (2021-22) ... An 18-time All-Tournament Team selection ... Named Most Valuable Pitcher in the 2020 Perfect Game 16U Southeast Elite Championship, where he helped win one of his five career WWBA titles ... Also named to the 2020 16U Tourney All-American Team as both a first-team hitter and pitcher ... Played five years of showcase ball, playing 153 games in his career as a utility player ... Pitched 88.2 innings, earning a 1.40 ERA and 7-0 record ... Struck out 93 hitters overall and surrendered just 73 hits, recording a 1.25 career WHIP ... In 2022, pitched 15.1 innings with a 3.70 ERA, allowing 18 hits and just four walks while punching out 19 ... At the plate, recorded a .343 career batting average and a .922 OPS ... Tallied 121 hits, 26 doubles, three triples and two home runs for 80 RBI ... Also drew 46 walks and stole 41 bases ... In 2022, played in 25 games and hit a gaudy .400 with a 1.160 OPS ... Recorded 24 hits, seven doubles, two triples and a homer from 17 RBI ... Also walked nine times for a .526 on-base percentage.

BRANT BAUGHGUM

Freshman • INF
6-2 • 200 • R/R
Buford, Ga. (Buford)

GT

9



High School


Rated as the No. 9 shortstop and No. 24 player overall from the state of Georgia ... two-year letterwinner at Buford High School ... Named a captain his junior and senior year ... Helped lead Buford to a Regional Championship in 2021 and 2022 ... Named All-District and All-State for Buford in 2021 and 2022 ... Also Named All-District and All-State in 2019 and 2020 at Brookwood High School ... A four-time Perfect Game Preseason All-Region, including first-team Southeast in 2022 ... A 27-time All-Tournament Team selection ... Helped Team Elite 17U to WWBA Championships in 2019 and 2020 ... Helped lead Buford to win the 2021 Perfect Game High School Showdown ... Named All-Tournament in 2018 ... Earned tournament batting title honors twice – 2018, 2020 ... Played five years of showcase ball, amounting to a whopping 212 games ... Hit .362 in those games, recording 186 hits, 31 doubles and 12 triples ... A keen eye at the plate, also drew 90 walks and struck out just 48 times for a career on-base percentage of .473 ... Drove in 112 runs and stole 71 bases ... Had his best year in 2020 when he hit .370 in 35 games, recording 34 hits, 10 doubles and one triple for 15 RBI ... In plate appearances, struck out just seven times for a .459 on-base percentage ... Father, Kenny Baughcum, played baseball at West Georgia.

LOGAN BOGUE

Freshman • RHP
6-3 • 214 • R/R
Habersham, Ga.
(Habersham Central)

GT

50



High School

Rated as the No. 7 right-handed pitcher in the state of Georgia and a top-30 Georgia recruit overall ... A four-year letterwinner at Habersham Central ... Played three years of showcase ball ... A three-time All-Southeast Region selection, including two first-team honors (2021-22) ... A 13-time All-Tournament Team selection ... Named the 2020 Perfect Game 16U Battle of the Southeast Most Valuable Pitcher ... A three-time WWBA Champion (2020, 2020, 2021) ... Helped pitch his team to victory in the 2019 Perfect Game 15U Summer Blowout Tournament ... Finished his career with a 7-2 record and a 1.70 ERA over 74.2 innings of work ... Surrendered just 64 hits and 27 walks en route to just 18 earned runs while punching out 99 overall ... In 2020, he held a 0.00 ERA over 34.2 innings with a perfect 4-0 record ... He recorded a sub-1.00 WHIP (0.98), allowing just 24 hits and 10 walks while striking out 52.

PARKER BROSIUS

Freshman • OF
6-2 • 180 • R/L
Suwanee, Ga. (Lambert)

GT

1



High School

Rated as the No. 15 outfielder in the state of Georgia and a top-60 Georgia recruit overall ... A four-year letterwinner in baseball at Lambert High School ... Also lettered one year in football ... Top high school achievements include throwing a no-hitter with 12 strikeouts ... Played five years of showcase ball ... A four-time Southeast Regional All-American ... Named second-team Southeast Region in back-to-back years (2021, 2022) ... A 25-time All-Tournament Team selection ... Helped lead his teams to four WWBA Championships and three Perfect Game Super25 Championships ... In 182 career showcase games, hit .305 with 124 hits, 27 doubles, 12 triples and seven home runs ... Also drew 106 at-bats for an on-base percentage of .473 ... Drove in 98 runs ... Caught fire in 2021, hitting .324 over 53 games and 105 at-bats ... Recorded an OPS of .941 while tallying 34 hits, four doubles, three triples and a home run ... Drew 29 walks for a .493 on-base percentage ... Also stole 34 bags on the year.

NEWCOMERS

YELLOW JACKETS

TERRY BUSSE

Sophomore • RHP
6-3 • 200 • R/R
Valparaiso, Ind. (Valparaiso)
(John A. Logan JC)

51

Before Tech

Played one year at John A. Logan junior college, helping lead them to winning a regional ... Made 22 appearances out of the bullpen for the Vols ... Finished with a 1-2 record with two saves in 27.1 innings, working to a 3.29 ERA and a whopping 44 strikeouts ... Surrendered just 24 hits and 10 earned runs ... Held opponents to a .235 batting average ... Made 10 hitless appearances and 13 scoreless appearances overall ... In 12 conference games, punched out 22 hitters in 11.2 innings, working to a 3.09 ERA ... Allowed just 10 hits and four runs against conference opponents, holding them to a .244 batting average ... Four-year letterwinner at Valparaiso High School ... Also lettered two years in hockey (one as a captain) ... Named salutatorian of his graduating class.

DREW BYERS

RS Sophomore • RHP
6-1 • 204 • R/R
Nashville, Tenn. (Ensworth)
(Samford)

14

Before Tech

Saw action in eight games in 2022 at Samford ... Struck out six batters over 5.1 innings of work ... Tallied a pair of strikeouts in a scoreless relief appearance at Alabama on April 5 ... Spent the 2021 season at Notre Dame, missing the year due to injury and redshirting ... Named ACC Academic Honor Roll at Notre Dame ... Helped lead the 2019 Ensworth team to its first state semifinal appearance in 2019 by hitting the go-ahead home run ... Named a three-time Perfect Game Preseason All-American ... Named a six-time Perfect Game All-Tournament selection ... Father, Scott, played baseball at Georgia Tech, was a member of head coach Danny Hall's inaugural team that went to the 1994 College World Series, and was drafted by the then-California Angels in 1996 ... Uncle played baseball at Kennesaw State ... Great uncle ran track at Alabama ... Great grandfather played football at Wisconsin.

DEMITRI DIAMANT

Freshman • INF/RHP
5-11 • 195 • R/R
Las Vegas, Nev. (Bishop Gorman)

5

High School

Rated as the top third baseman and No. 4 overall recruit in the state of Nevada, while also rated as the No. 9 third baseman in the country by Perfect Game ... Played a variety of positions including third base, middle infield and pitching ... Four-year letterwinner at Bishop Gorman High School ... Helped lead them to win the 2021 Southern League Championship and the 2022 Mountain League Championship ... Played five years of showcase ball ... Named a three-time first-team West Region All-American (2020, 2021, 2022) after earning honorable mention in 2019 ... An 11-time All-Tournament Team selection ... Helped lead his team to three WWBA Championships (2019, 2019, 2020) and two Perfect Game Super25 Championships (2016, 2018) ... In 68 career games, hit .377 for 58 hits, 14 doubles, two triples and a home run ... Drew 24 walks for a .490 on-base percentage ... Also drove in 40 runs for his career ... On the mound, he pitched just six total innings last year, recording a 1.20 ERA by allowing just one run and three hits while striking out 10 ... Over 32.0 career innings, tallying a 2.40 ERA and 5-1 record, surrendering just 11 runs total while striking out 43.

ANGELO DISPIGNA

Senior • INF/OF
6-6 • 229 • L/R
Lawrenceville, Ga. (Brookwood)
(Mercer)

55

Before Tech

Played four years at Mercer ... In 57 starts in 2022, hit .252 with 55 hits, 14 doubles, one triple and 10 home runs, giving him 40 for his career in Macon ... Also drove in 53 runs and drew 29 walks ... Tallied 16 multi-hit games for the Bears, including a four-hit game against Samford in the SoCon Tournament that included two home runs ... Also recorded four hits against UNC Greensboro (April 14) ... In 2021, started in all 57 games he appeared in, posting a .266 batting average with 14 doubles and a team-high 15 home runs, slugging .563 for the year with a .398 on-base percentage ... In 2020, started and appeared in all 16 games, starting at first, second and third base ... Batted .328 with 21 hits, nine extra-base hits and seven RBI ... Also recorded two home runs ... Tallied a .427 on-base percentage with 10 walks ... In 2019 as a freshman, played in 64 games with 62 starts at first base ... Collected all-Southern Conference second-team and all-freshman team honors ... Also named a 2019 Collegiate Baseball Freshman All-American ... Hit .289 with 66 hits and 13 home runs for 43 RBI ... Slugged .509 with an on-base percentage of .396 ... Ranked second on the team with 19 multi-hit games ... Recorded eight hits in the postseason en route to Mercer's SoCon Championship title ... Prior to Mercer, a three-year letterwinner in baseball and football at Brookwood High School ... Batted .320 with three home runs and 71 RBI in his prep career ... A three-time Region 7-AAAAAAA first-team selection ... Rated as the top third baseman in the state of Georgia's 2018 class by Perfect Game ... Starred at quarterback for the Broncos ... Set the school records for most passing yards and touchdowns in a single game ... Finished with 5,102 passing yards and 46 touchdowns in three years ... Father, Angelo, played baseball at Alabama in 1986.

NEWCOMERS

CADEN GAUDETTE

Freshman • RHP
6-0 • 197 • R/R
Alpharetta, Ga. (Milton)

GT

35

**High School**

Rated as a No. 21 right-handed pitcher in the state of Georgia by Perfect Game ... Multi-sport athlete at Alpharetta High School, playing baseball and football ... Three-year letterwinner in baseball as a pitcher and infielder ... Named Team MVP his senior year ... A three-time Preseason All-American ... Earned All-Region honors all three years ... 15-time All-Tournament Team selection ... 5-time WWBA Champion ... FSS National Showcase participant ... Played five years of showcase ball, amounting to a whopping 136 games ... In 60 innings pitched, recorded a 1.80 ERA and 2-1 record, surrendering just 48 hits and 15 earned runs, while striking out 70 batters ... Allowed just two earned runs over his final 26.0 innings pitched with Perfect Game, striking out 31 and allowing just 13 hits ... Also took 265 at-bats where he hit .242 with 23 doubles, three triples and six homers ... Also drove in 59 runs ... Mother, Shannon, played tennis at Georgia (1988-92) before touring professionally, where, as a doubles player, she was runner up in three WTA Tour tournaments and was ranked as high as 60 in 1993.

DAVIS GREEN

Freshman • OF
5-10 • 185 • R/R
Blackshear, Ga. (Pierce County)

GT

8

**High School**


Rated as the No. 9 outfielder in the state of Georgia by Perfect Game ... Ranked as a top-60 outfielder nationally ... Four-year baseball letterwinner at Pierce County High School ... Also played two seasons of basketball ... Helped lead the baseball team to back-to-back conference championships (2021, 2022) ... Named All-State (2021, 2022) and All-Region (2019, 2020, 2021, 2022) ... Played six years of showcase ball ... In 147 career games, hit .312 with 105 hits, 20 doubles, five triples and four home runs ... Also drew 70 walks for a .452 on-base percentage ... Drove in 74 runs and stole 61 bases ... In last full season in 2021, hit .348 with 24 hits, four doubles and two triples for 16 RBI.

AIDAN JOLLEY

Freshman • C
5-9 • 180 • R/R
Acworth, Ga. (Allatoona)

GT

36

**High School**


Rated as the No. 10 catcher in the state of Georgia by Perfect Game ... Three-year letterwinner as a catcher at Allatoona ... Named first-team All-State and first-team All-Region in 2021 and 2022 ... Played five years of showcase ball ... Named 2021 and 2022 Honorable Mention Preseason All-American Southeast Region ... 17-time All-Tournament Team selection ... Three-time Tournament MVP selection ... Helped lead the East Cobb Yankees to two WWBA Championships in 2022 ... Named to the 2020 Tourney All-American Second Team ... In 145 career games, recorded a .334 average with 123 hits, 37 doubles, four triples and 14 home runs ... Also drew 37 walks and drove in 99 runners ... Had a career OPS of .974 ... In 2022, hit .420 over 26 games with an OPS of 1.220 ... Recorded 29 hits, 13 doubles, a triple and three homers ... Tallied 24 RBI.

TYLER MINNICK

Freshman • C
6-4 • 215 • R/R
Marietta, Ga.
(Mount Paran Christian)

GT

4

**High School**

Joins Georgia Tech as a mid-year enrollee ... Rated as a top-35 catcher nationally and the No. 2 catcher in the state of Georgia for Class of 2023, according to Perfect Game ... Multi-sport athlete at Mount Paran, lettering three seasons in baseball and two years in basketball ... Helped lead MPCHS to back-to-back baseball regional championships in 2021 and 2022 ... Went on to win state championship in 2021 ... Named first-team all-state catcher in 2021 and 2022 by Georgia Dugout Club ... Holds the Mount Paran single-season record for total hits ... Honor roll member ... Also played several years of showcase ball with Perfect Game ... Named three-time preseason all-America (2020, 2021, 2022) ... A 20-time all-tournament team selection ... two-time WWBA Champion (2020, 2021) ... three-time Youth Tournament Champion (2019) ... Has one brother ... Father, Brian, played golf at The Citadel (1983-86).

NEWCOMERS

YELLOW JACKETS

CARSTEN SABATHIA

Freshman • INF
6-4 • 240 • R/R
Alpine, N.J. (Bergen Catholic)

24

High School

Rated as the No. 3 first baseman in the country by Perfect Game ... Also rated as the top first baseman and No. 4 prospect overall out of the state of New Jersey ... Four-year letterwinner in baseball at Bergen Catholic, also lettered two years in basketball ... Helped lead them to 2022 district championship ... Named a 2022 All-American ... In his last year at Bergen Catholic, hit .363 for 33 hits, eight doubles, a triple and four home runs, driving in 30 runs ... Also drew 13 walks ... Named two-time first-team Northeast All-American ... Played three years of showcase ball ... Helped lead his team to the 2019 WWBA Championship ... Father is MLB Cy Young winner, ALCS MVP and six-time All-Star C.C. Sabathia.

NOAH SAMOL

Freshman • LHP
6-3 • 242 • L/L
Mason, Ohio (William Mason)

41

High School

Rated as the top left-handed pitcher and No. 3 prospect out of Ohio ... Also rated as a top-35 left-handed pitcher nationally ... Three-year letterwinner at William Mason ... Helped lead them to a Greater Miami Conference title in 2021 and 2022 ... Also won the district championship in 2021 and 2022 before winning regional championship in 2022 ... Named 2022 Greater Miami Conference Pitcher of the Year ... Named 2022 first-team all-GMC ... Named 2022 first-team All-City ... Named 2022 first-team All-Ohio by Prep Baseball Report ... Named 2022 second-team All-Ohio (OHSBCA) ... Pitcher a no-hitter against Kings High School at Prasco Field on April 21, 2022 ... Pitched just 4.1 innings in 2019 and 2021 for showcase ball ... Named 2022 Central Region All-American ... Father, John, played basketball at John Carroll University (1993-97).

LUKE SCHMOLKE

Freshman • RHP
6-0 • 184 • R/R
Mooresville, N.C. (Lake Norman)

20

High School

Rated as the No. 6 right-handed pitcher out of North Carolina and the No. 12 North Carolinian prospect overall by Perfect Game ... Four-year letterwinner at Lake Norman High School ... Helped lead them to be conference champions in 2022 ... Named first-team All-State and conference player of the year in 2022 after throwing two no-hitters ... Named a 2021 and 2022 first-team Preseason All-Region ... Also an All-Region honorable mention in 2020 ... Six-time All-Tournament Team selection ... Helped lead Canes National 17U to the 2021 WWBA Championship ... Named second-team Tourney All-American Team in 2020 ... Played four years of showcase ball ... In 47.1 career innings, recorded a 2-1 record and 0.40 ERA ... Allowed just 24 hits and three runs, while striking out 70 ... Allowed just one run over his final two years (34.0 innings) ... In 2021, recorded a 0.50 ERA over 13.0 innings with just six hits allowed and 17 strikeouts.

NICO SENESE

Freshman • INF
6-3 • 175 • R/R
Senolia, Ga. (East Coweta)

16

High School

Rated as the No. 12 shortstop and a top-35 prospect overall in the state of Georgia ... Four-year letterwinner at East Coweta ... Also lettered twice in football as a wide receiver and quarterback ... Four-time All-Region selection, four-time All-County selection and an All-State honorable mention in 2021 ... Played four years of showcase ball ... Named 2020 Southeast Region All-American honorable mention, first-team All-American in 2021 and second-team in 2022 ... A 23-time All-Tournament Team selection ... Helped lead his team to the WWBA Championship in 2018 as well as two Youth Tournament Championships in 2018 ... In 163 games, hit .362 for 154 hits, 40 doubles, three triples and two home runs for 103 RBI ... Also drew 77 walks for a .469 on-base percentage and .967 OPS ... Had his best year in 2020 when he hit .343 over a whopping 53 games, recording 48 hits and 14 doubles for 36 RBI ... In 2021, he hit .270 in 36 games, recording 24 hits, six doubles and a home run for 19 RBI and a .417 on-base percentage.

NEWCOMERS

RILEY STANFORD

Freshman • OF/RHP
6-4 • 235 • R/R
Gainesville, Ga. (Buford)



10

**High School**

Rated as the No. 2 outfielder and No. 5 prospect overall out of the state of Georgia ... Also ranked as the No. 9 outfielder and a top-50 prospect nationally ... Four-year letterwinner in baseball at Buford and two-year letterwinner in basketball ... Three-time first-team Southeast All-American ... Named Under Armour All-American ... Named honorable mention Southeast All-America in 2019 ... A 37-time All-Tournament Team selection ... Selected to the USA Baseball 18U National Team ... Helped lead teams to four WWBA Championships (2020-2021), two Perfect Game Super25 Championships (2018), two BCS Championships (2019, 2021) and the 2016 Youth Tournament Championship ... Named a four-time Tournament All-American Team selection ... Played five full years of showcase ball, but only played in one game in 2022 ... Over 229 games for his career, hit .36 for 202 hits, 55 doubles, eight triples and 11 home runs ... Drove in 187 runs ... Also walked 66 times for a .455 on-base percentage ... Slugged 1.008 for his career ... In his last full season in 2021, appeared in 54 games and hit .344 with a .993 OPS ... Also a blue-chip pitcher, recording a career ERA of 1.90 over 128.1 innings of work ... Allowed just 105 hits and 34 runs, while striking out 145 batters ... Did not allow an earned run over his final two years and 38.1 innings of work, punching out 51 batters and surrendering just 35 hits ... Father, Ron, was a pitcher at Georgia Southern (1991-93).

JACKSON VAUGHAN

Junior • RHP
5-8 • 133 • R/R
Bakersfield, Calif. (Bakersfield)
(University of Pacific)



43

**Before Tech**

Played two years at University of Pacific (2021-22) ... Named WCC All-Academic Honorable Mentions in 2021 and 2022 ... Selected to receive the Amos Alonzo Stagg Senior Scholar-Athlete Award for the highest cumulative GPA in 2022 ... Was also given the Four Pillars Award, given to a student-athlete who exemplifies Pacific's four core identities: balance, family, innovation and winning spirit ... Graduated summa cum laude with a bachelor's of science in geology ... Had the best ERA on the team (3.27) in 2022 ... Led the team with three wins ... Pitched 33.0 innings with 32 strikeouts ... Allowed the third fewest runs on the team despite being seventh in innings pitched ... Had a streak of eight scoreless appearances during the season ... Struck out three without allowing a hit over 2.1 innings against Gonzaga (March 19) ... Made 16 appearances in 2021, all in relief .. Pitched a scoreless ninth inning to notch a save in the 7-6 win over Cal on Feb. 22 ... Came in relief against Fresno State and pitched a scoreless inning, plus picked up the win in the 14-10 game ... Pitched a scoreless 1.1 innings against BYU and held the score at 4-3 on the way to a 6-3 Tiger win ... Played a year at San Joaquin Delta Community College in 2020 ... Helped the Mustangs to a 16-5 record before the COVID-19 shutdown .. Made nine appearances, striking out 24 in 12 innings ... Attended UC Santa Barbara in 2019 ... Two-year letterwinner at Bakersfield High School ... Named valedictorian for the class of 2018 ... Led the Drillers in wins in 2015 (4) and 2016 (8) ... Was named a First Team All-League selection, Southwest Yosemite League All-Star and All-Star Game Most Outstanding Pitcher his sophomore year in 2016 ... First-ever Division I college athlete to compete with a liver transplant.

COACHES & STAFF



Danny Hall

HEAD COACH DANNY HALL



Danny Hall is a winner.

Hall's tenure at Georgia Tech has been his most successful, as he is the all-time winningest baseball coach in program history with 1,140 victories on The Flats, making him the all-time winningest Division I coach in the state of Georgia.

Hall has led Tech to the NCAA Tournament on 23 occasions and guided the Yellow Jackets to the NCAA College World Series in 1994, 2002 and 2006 -- the program's only three berths.

Hall became Georgia Tech's winningest coach in 2005 with his 505th win (surpassing Jim Morris), and his Tech teams have posted an overall record of 1,140-605-1 in his 29 years at the helm of the Yellow Jackets' program. His 35-year head coaching record, which includes six seasons at Kent State, stands at 1,348-722-1, making him the all-time winningest active coach in the NCAA.

Over his 29 years in the dugout at Tech, Hall's Yellow Jackets have won more than 65 percent of their games overall and nearly 60 percent of their Atlantic Coast Conference regular-season games.

- Won a school-record 1,140 games
- Has coached in 1,746 games
- Led Tech to its only three College World Series appearances (1994, 2002, 2006)
- 23 NCAA Regional appearances in 29 years
- Six NCAA Super Regional appearances (1994, 2000, 2002, 2004, 2005, 2006)
- Seven ACC regular season/divisional* championships (1997, 2000, 2004, 2005, 2011, 2019, 2021)
- Five ACC Tournament championships (2000, 2003, 2005, 2012, 2014)
- Owns a 5-2 record in the ACC Tournament championship game
- 139 players drafted 156 times, including 15 first-round picks
- 118 all-America selections by 44 different players
- 136 all-ACC selections
- 17 academic all-Americans and 14 additional academic all-district honorees
- 27 freshman all-America honors
- 200+ student-athletes named to the ACC academic honor roll
- No. 1 national rankings in 1994, 2000, 2001, 2003, 2005 and 2006
- No. 1 national ranked recruiting classes in 1999 and 2002
- School-record 52 wins in 2002
- Tech has scored 13,072 runs in 28 seasons -- averaging 7.8 runs per game
- Set Georgia Tech team record for batting in 2000 (.342) and again in 2001 (.347)
- Led or finished second in the ACC in batting or run production 17 times

The 2023 season will be his 30th on The Flats and his 36th overall as a collegiate head coach. In 2021, he became the 20th head coach all-time in NCAA Division I to reach the 1,300-win milestone and in 2022, he became the winningest active coach in college baseball.

During a collegiate coaching career that spans 40 years (as a graduate assistant, an assistant and a head coach), Hall has been part of 1,785 victories and seven trips to the College World Series.

Each of Hall's Tech teams have been powered by a potent offense, leading or finishing second in the ACC in batting or run production in 17 of his 29 years as the Yellow Jackets' head coach; most recently leading the ACC in run production and hitting in 2022.

Hall's players have earned 136 all-ACC honors in his 29 years, while 44 different players have garnered a total of 118 all-America honors. He has coached two National Players of the Year, two National Freshmen of the Year, two ACC Players of the Year, one ACC Pitcher of the Year, one ACC Defensive Player of the Year and three ACC Rookies of the Year.

In addition to the three College World Series appearances and 23 NCAA berths under Hall, the Yellow Jackets have claimed five ACC tournament titles (2000, 2003, 2005, 2012, 2014) and won the ACC regular season or division six times (1997, 2000, 2004, 2005, 2011, 2019, 2021). * (The ACC stopped declaring regular season champions in 2006 and moved to divisional champions)

Since Hall's arrival in 1994, a staggering 139 Yellow Jackets have been selected in the Major League Baseball Draft a total of 156 times -- that includes a school-record 10 draft picks in 2004, 2007 and 2010, and a record five top-10 round picks in 2013. Fifteen of his student-athletes have been selected in either the first or supplemental round, while 70 have been taken in the first 10 rounds. A total of 64 players have been drafted out of high school but have chosen instead to play for Hall

THE HALL FILE

PERSONAL

Birthdate	November 27, 1954
Hometown	Coolville, Ohio
Education	Miami (Ohio), 1977 (B.S.) Miami (Ohio), 1979 (M.S.)
Family	wife: Kara; sons: Danny III, Carter, Colin

COACHING EXPERIENCE

1978-79	Miami (Ohio) - Graduate Assistant
1980-87	Michigan - Assistant Coach
1988-93	Kent State - Head Coach
1994-Present	Georgia Tech - Head Coach

at Georgia Tech.

Hall's no-nonsense, professional approach has given his players the fundamentals they need to be successful after leaving Georgia Tech. That is indicated in the number of his former players that have excelled on the MLB level, headlined by Charlie Blackmon of the Colorado Rockies, Derek Dietrich of the Houston Texans, Buck Farmer of the Detroit Tigers, Blake Wood of the Los Angeles Angels of Anaheim, Sam Clay of the Washington Nationals and former MLB stars Mark Teixeira, Nomar Garciaparra, Jason Varitek, Jay Payton and Matt Wieters.

The success of Hall's players in professional baseball is molded by their accomplishments at Tech, as his Yellow Jacket teams have advanced to 23 NCAA Regionals in 29 seasons. Georgia Tech has posted 58 NCAA tournament victories since his arrival, winning six NCAA Regional titles and a pair of NCAA Super Regional crowns in both 2002 and 2006.

Just as Hall stresses the importance of on-field performance, his student-athletes have been equally successful in the classroom. More than 200 of his student-athletes have been named to the ACC honor roll (with a 3.0 or higher grade point average) and 11 have earned academic all-America honors on 17 occasions. His emphasis on the importance of scholastic success has rubbed off on his players, influencing many of those who left early to play professional baseball to return to Georgia Tech and complete their degree, including Mark Teixeira and Matt Wieters.

Hall has worked tirelessly to keep his former Yellow Jackets connected to the program. Through annual events like golf outings or offseason training sessions, Tech baseball alumni can always be seen on The Flats.

Hall and Teixeira helped spearhead a major renovation to Russ Chandler Stadium in 2014-15, with Phase II renovations completed in the spring of 2021.

The Mark Teixeira Locker Room was part of a multi-million dollar overhaul to the Yellow Jackets' team facility, which also included a state-of-the-art weight room, academic center and new athletic training facilities.

In his first year at Georgia Tech, Hall guided an extremely talented and veteran unit with four all-Americans and three first-round draft choices to the brink of a national championship, Georgia Tech's first-ever appearance in the College World Series, and a 50-17 record. Hall was recognized by his American Baseball Coaches Association (ABCA) peers as Coach of the Year in the Atlantic Region, and may have won the national honor if not for the unranked-to-national title season put together by Oklahoma's Larry Cochell. Three Yellow Jackets earned consensus first-team all-America recognition and those three players finished in the top three in the conference batting stats, a first in ACC history.

Hall guided Tech back to the NCAA Regionals in 1995 and 1996 with teams dominated by freshmen and sophomores. His 1997 squad captured its first ACC regular season title in just his fourth year on The Flats and played in the NCAA Mideast Regional. In addition to earning his first ACC Coach of the Year accolade in 1997, the Yellow Jackets' skipper was named the National Coach of the Year by Sporting News, the first such honor for any Tech baseball coach.

After the Yellow Jackets failed to earn an NCAA Regional bid in 1999 for the first time since his arrival at Tech, Hall guided the Jackets to one of their most successful seasons in 2000 - capturing both the ACC regular season and tournament championships in addition to the NCAA Atlanta Regional title. The team concluded the year with a 50-16 record, and Hall was tabbed the ACC's Coach of the Year for the second time.

Following another 40-win season in 2001, the sixth since Hall took over the reins in 1994, the Jackets' skipper guided Tech to just its second College World Series appearance in 2002 by turning in one of the best coaching jobs of his career, leading a Tech team that included 17 freshmen and only three seniors back to Omaha. The Yellow Jackets swept through the NCAA Atlanta Regional and the NCAA Atlanta Super Regional with a perfect 5-0 record before finishing fifth at the College World Series. They concluded the 2002 campaign with 52 victories, establishing a school record for wins in a season.

Hall led Georgia Tech to its sixth ACC championship, and second in four years under his direction, with an improbable run to the title in 2003. An early-round loss, combined with weather issues, forced Tech to play a triple-header on the final day of competition, with Hall guiding the Yellow Jackets to a 10-6 win over North Carolina, a 10-7 win over Florida State and a 6-5, 10-inning victory over NC State to claim the title in the first triple-header sweep in league history.

In 2004, the Yellow Jackets captured their third ACC regular season title under Hall while the team made its fifth-straight NCAA appearance and 10th since Hall's arrival on The Flats. Tech hosted an NCAA Regional for the fourth time in five years and advanced to an NCAA Super Regional for the third time since 2000. From 2004-05, Hall directed Tech to an ACC-record 25-straight conference wins, and the Yellow Jacket skipper was awarded with

HEAD COACH DANNY HALL



his third ACC Coach of the Year award honor after guiding Tech to both the 2005 ACC regular season and tournament titles.

Georgia Tech, which earned a top-eight national seed in the NCAA Tournament for the fourth-consecutive year, made its third-straight NCAA Super Regional appearance the following season in 2006 and advanced to its third College World Series since Hall's arrival. Hosting an NCAA Regional for the fifth-straight year, Tech swept through the regional and then the super regional with a perfect 5-0 record before ending the 2006 season in Omaha with a 50-10 overall record.

With a squad that was among the youngest in the nation in 2011, Tech tied a school record with 22 ACC wins and claimed the ACC regular season title. The following year, 2012, may go down as one of Hall's best coaching jobs on The Flats. A team that was battered with injuries, especially in the bullpen, snuck into the ACC Tournament on the final day of the regular season and got hot at just the right time. Tech rolled through Greensboro an undefeated 4-0, becoming the first No. 8 seed in conference history to win the title and the first to defeat a No. 1 seed (Florida State) in tournament play. The Jackets hit .329 overall as a team and outscored the opposition 35-15.

Tech's 8-5 win over Miami in the 2012 ACC title game was Hall's fourth win in five ACC championship game appearances.

The Jackets bashed their way out of the gate in 2013, opening the season 14-2 with staggering offensive numbers. Tech set a school record by scoring double-digit runs in nine-straight games and 14 of the first 21. Paced with home run power from eventual all-Americans Daniel Palka and Zane Evans, Tech finished the season leading the ACC with 58 home runs and was second in both batting average (.304) and slugging percentage.

The Jackets won series over No. 2 North Carolina and No. 5 Virginia during the regular season, beat No. 7 Florida State in the ACC Tournament and knocked off No. 2 Vanderbilt, 5-0, during the NCAA Nashville Regional - the 18th NCAA trip in Hall's 20 seasons at Tech.

Tech was one of the nation's youngest teams again in 2014, starting as many as six true freshmen position players. Yet Hall was able to mold the group into champions as the Yellow Jackets, the ACC's ninth seed, made a remarkable run through Greensboro and captured the program's ninth ACC Tournament title.

The team did its damage with pitching and defense, shaving nearly a full run off its ERA from 2013 and setting the school record for fielding percentage (.974) while leading the nation in double plays (77).

Tech reached the NCAA Regional for the 19th time under Hall in 2014, following a regular season that included series wins over then No. 1 Florida State, No. 22 Miami, No. 13 North Carolina, Georgia, Duke and Virginia Tech.

In 2015, freshman Kel Johnson became the 20th player under Coach Hall to earn freshman all-America honors as the Yellow Jackets finished the season at 32-23 overall, including a stellar record of 21-8 at home on the year. Four Jackets in Matt Gonzalez, A.J. Murray, Brandon Gold and Johnson all earned all-ACC

honors, as Tech saw its season cut short in the ACC Championship Tournament for the first time since 2007, ending a streak of seven-straight NCAA Tournament appearances.

The Yellow Jackets got back on track in a huge way in 2016, as Coach Hall's squad swarmed out of the gates with 12-straight wins to start the season off at 12-0. Despite hitting a rough patch midseason, which was caused by a slew of injuries to the pitching rotation, the Yellow Jackets made their 31st overall NCAA Regional appearance, 20th under Coach Hall, and finished the injury plagued season at 38-25 overall.

The only school from the state of Georgia to advance to the NCAA postseason in 2016, Tech went 2-2 in the regional to finish as the runner-up.

Coach Hall's squad registered a non-conference midseason sweep of the eventual 2016 NCAA National Champions in Coastal Carolina from April 29 thru May 1, taking three-straight from the Chanticleers by scores of 9-1, 9-8 and 4-2 in a shortened-contest. On top of the sweep over the eventual national champions, the Jackets also took two-of-three games on the road at both No. 3 North Carolina and No. 23 Clemson in ACC play and used a three-run 10th inning to upend Georgia 6-3 in the Yellow Jackets' final game at Turner Field.

Freshmen Joey Bart and Tristin English were both named to the 2016 Louisville Slugger freshman all-American team and the ACC all-freshman team, while English was also named to the D1Baseball freshman all-American second team. Pitcher Matthew Gorst earned a spot on the NCBWA all-American second team, while a number of Yellow Jackets earned all-ACC honors in English (first team), Kel Johnson (first team), Matt Gonzalez (first team), Brandon Gold (second team), Gorst (second team), and Connor Justus (third team). Gorst, Gonzalez and Gold were all also named to the 2016 ABCA/Rawlings Atlantic all-region team, the first Jackets to receive all-region honors since 2013. A total of five Yellow Jackets - Justus, Gonzalez, Gold, Gorst and Arden Pabst were selected in the 2016 Major League Baseball First-Year Player Draft in June, the most picks by the Yellow Jackets in a single season since seven were chosen in 2013. One of only 32 NCAA Division I baseball programs to earn the 2015-16 American Baseball Coaches Association Team Academic Excellence Award, Tech had four players in Ben Parr, Johnson, Trevor Craport and Brandt Stallings named to the 2016 all-ACC academic team.

In 2017, the Jackets were hindered by injuries all season long, as Tech had a total of 11 student-athletes miss significant time (six games or more) due to an injury throughout the year. In what proved to be a grueling schedule, the Yellow Jackets played a total of 16 games (30 percent) of its schedule against top-20 teams in No.

12 Oklahoma, No. 9 North Carolina, No. 7/16 Auburn, No. 5 Clemson, No. 2 Louisville, No. 8 Virginia and No. 12 Wake Forest (rankings at time of competition), scoring one win apiece versus Oklahoma, North Carolina, Auburn, Clemson and Virginia.

Despite the uncharacteristic Georgia Tech baseball season, the Jackets had one player named to all four all-ACC teams in 2017. Junior second baseman Wade Bailey was named to the all-ACC first team, while sophomore catcher Joey Bart earned a spot on the second



The Hall Family - (left to right) Kara, Colin, Danny, Carter

COACHES & STAFF

HEAD COACH DANNY HALL



COACHES & STAFF

team. Junior third baseman Trevor Craport was named to the third team, while freshman shortstop Austin Wilhite was named to the all-ACC freshman team. Both Bailey and Bart earned ABCA/Rawlings all-region accolades, while Bailey was also named to the all-America second team by Collegiate Baseball. Wilhite was named to both the Collegiate Baseball freshmen all-America first team and an NCBWA freshman all-American.

2019 marked the return of a sleeping giant as the Yellow Jackets blasted their way back onto the national scene, winning 43 games, a program-record 10-straight series and nine-straight Atlantic Coast Conference series, and capped it by being named the No. 3 National Seed and the host of the 2019 NCAA Atlanta Regional. Georgia Tech were led by a veteran group that included consensus all-Americans Tristin English, Kyle McCann and Connor Thomas, as well as shortstop of the year finalist Luke Waddell and all-ACC selections Baron Radcliff, Michael Guldberg and Xzavion Curry. Once again leading the ACC in hitting (.297) and finishing second in run production (.464), the Jackets showed intense GriT - as it soon became their season moniker - and lost only one ACC series, despite losing two of their weekend starting pitchers to season-ending injuries. The blue-collar season and effort earned head coach Hall his fourth ACC Coach of the Year honor - tied for third-most selections in conference history.

In 2021, the Jackets navigated the landscape of a 36-game ACC schedule with 50 games overall due to changes in conference scheduling due to the Covid-19 pandemic that cut the 2020 season short after just 16 games. Despite the challenges, Georgia Tech worked to a whopping 21 conference wins, including series wins over then-No. 1 Louisville, then-No. 8 and eventual College World Series qualifier NC State, then-No. 12 Virginia Tech and then-No. 20 Georgia. Tech won the Coastal Division for the second-straight season and made its 33rd NCAA Tournament appearance at Vanderbilt.

Hall guided the Jackets to one of its most prolific offensive seasons in 2022, producing a whopping eight MLB Draft selections, including first-rounder Kevin Parada. Georgia Tech fought to 36 wins on the season, including wins over then-No. 5 Georgia, then-No. 13 Florida State, then-No. 3 Miami and then-No. 7 Louisville before making its 34th NCAA Tournament appearance at Tennessee.

With their NCAA Knoxville Regional appearance, the Jackets have made 31 NCAA Regional appearances in the last 39 years, the fourth-most by any school during that same span (Florida State - 36, Miami - 34, LSU - 34).

From a pair of conference titles and NCAA Regional appearances as a player, through six Big Ten championships and four College World Series teams as an assistant coach, to two conference titles and a pair of NCAA Regionals as a head coach at Kent State, Hall was well-prepared for the task that faced him when he took over the reins at Georgia Tech in December 1993.

In his six years as the head coach at Kent State (1988-93), he guided the Golden Flashes to Mid-American Conference championships and bids to the NCAA Regionals in each of his last two seasons, compiling an 86-28 record during that time.

He forged a 208-117 (.640) record in his six years at Kent State, twice winning Mid-American Conference Coach of the Year honors. He also won more games than any other MAC school from 1989-93. He had 18 Kent State players drafted by major league organizations.

Before his first head-coaching position, Hall served as an assistant coach at the University of Michigan, where the Wolverines won the Big Ten six times, participated in seven NCAA Regionals and four College World Series. During his tenure, Hall coached future major leaguers Jim Abbott, Scott Kamieniecki, Barry Larkin, Hal Morris, Chris Sabo and Gary Wayne.

Larkin was inducted into the Major League Baseball Hall of Fame in 2012, becoming the first of what could be many of Danny Hall's former players to be enshrined.

A former president of the American Baseball Coaches Association (ABCA), Hall now sits on its Board of Directors and is directly responsible for future elected officers within the ABCA as a member of its Nominations Committee. Hall was also a contributing writer on base running techniques in *Baseball Strategies*, a book produced by the ABCA in 2002.

Hall was selected to the Miami (Ohio) Athletics Hall of Fame in 1998 and the Kent State Athletics Hall of Fame in 2005. He was also inducted into the Miami Cradle of Coaches in 2007.

He is married to the former Kara Zufall and has three sons, Danny III, Carter and Colin.

Georgia Tech Official Batting Order

NO.	STARTERS NAME	POS.	SUBSTITUTES	INN.
1	GARCIA-PARRA	6	A	
2	SERROW	DH	A	
3	VARITEK	2	A	
4	PAYTON	8	A	
5	HENSLEY	5	A	
6	SAIER	9	A	
7	BYERS	3	A	
8	SMITH	7	A	
9	MCINTYRE	4	A	
10	RIGBY	1	A	

DANNY HALL's first Georgia Tech lineup card was filled out on Feb. 11, 1994 versus Minnesota. Brad Rigby pitched Tech to a 3-1 victory, and Jason Varitek hit a home run. That season culminated in the Yellow Jackets' runner-up finish in the College World Series.

WINNINGEST ACTIVE DIVISION-I BASEBALL COACHES

ENTERING 2023 SEASON

- Danny Hall, Georgia Tech . . . 1,348**
- John Anderson, Minnesota 1,347
- Keith Guttin, Missouri State 1,340
- Gary Gilmore, Coastal Carolina . . . 1,293
- Elliott Avent, NC State 1,186
- Dave Van Horn, Arkansas 1,167
- Rich Hill, Hawaii 1,107
- Paul Kostacopoulos, Navy 1,004
- Steve Owens, Rutgers 985
- Rick Heller, Iowa 966

COACH OF THE YEAR AWARDS

2019 ACC Coach of the Year

2005 ACC Coach of the Year

2000 ACC Coach of the Year

 1997 National Coach of the Year (*Sporting News*)

1997 ACC Coach of the Year

1994 ABCA District III Coach of the Year

1993 MAC Coach of the Year

1992 MAC Coach of the Year

HALL OF FAME HONORS

2007 Inducted into Miami Cradle of Coaches Association

2005 Inducted into Kent State Athletic Hall of Fame

1998 Inducted into Miami (Ohio) Athletic Hall of Fame

ORGANIZATIONS

2003-04 President of the ABCA

2002-03 Second Vice President of the ABCA

1993-2001 Division I Coaches Chairman of the ABCA

HEAD COACH DANNY HALL

COACHES & STAFF

DANNY HALL'S COMPLETE CAREER COACHING LEDGER

Year	School	Overall		Conference		Place	Postseason
		W-L-T	Pct.	W-L-T	Pct.		
1978	Miami (Ohio)	35-14-0	.714	10-6-0	.625	4th	
1979	Miami (Ohio)	34-12-0	.650	13-3-0	.813	1st	MAC Champions
• Graduate Assistant Coach, Miami (Ohio): Two years, 69-26, .726							
1980	Michigan	36-18-1	.664	14-2-0	.875	1st	Big 10 Champions, NCAA Mideast Champions, College World Series
1981	Michigan	41-20-0	.672	10-4-0	.714	*1st	Big 10 Champions, NCAA Mideast Champions, College World Series
1982	Michigan	44-10-0	.815	13-3-0	.813	*1st	Third in Big 10 Tournament
1983	Michigan	50-9-0	.847	13-2-0	.867	*1st	Big 10 Champions, NCAA Mideast Champions, College World Series
1984	Michigan	43-20-0	.683	11-5-0	.688	*1st	Big 10 Champions, NCAA Mideast Champions, College World Series
1985	Michigan	55-10-0	.846	14-2-0	.875	*1st	Third in Big 10 Tournament, NCAA Regional
1986	Michigan	47-12-0	.797	13-3-0	.813	*1st	Big 10 Tournament Champions, NCAA Regional
1987	Michigan	52-12-0	.813	13-3-0	.813	*1st	Big 10 Tournament Champions, NCAA Regional
• Assistant Coach, Michigan, Eight years: 368-111-1, .768							
<i>*Denotes Eastern Division Finish</i>							
1988	Kent State	27-25-0	.519	14-18-0	.438	6th	
1989	Kent State	26-24-0	.520	10-17-0	.370	8th	
1990	Kent State	35-18-0	.660	17-10-0	.629	3rd	
1991	Kent State	34-22-0	.607	19-11-0	.633	2nd	
1992	Kent State	45-13-0	.776	24-7-0	.774	1st	MAC Champions, NCAA South II Regional
1993	Kent State	41-15-0	.732	22-10-0	.688	t1st	MAC co-Champions, NCAA South Regional
• Head Coach, Kent State, Six years: 208-117, .640							
1994	Georgia Tech	50-17-0	.746	16-8-0	.667	t2nd	NCAA Midwest I Champions, College World Series runner-up
1995	Georgia Tech	38-22-0	.633	16-8-0	.667	3rd	NCAA Mideast Regional
1996	Georgia Tech	40-24-0	.625	13-11-0	.542	t3rd	NCAA South II Regional runner-up
1997	Georgia Tech	46-15-0	.752	19-4-0	.826	1st	ACC Regular Season Champions, NCAA Mideast Regional
1998	Georgia Tech	41-22-0	.651	14-9-0	.609	2nd	NCAA Midwest Regional runner-up
1999	Georgia Tech	38-20-0	.655	12-12-0	.500	5th	
2000	Georgia Tech	50-16-0	.758	18-6-0	.750	1st	ACC Regular Season & Tournament Champions, NCAA Super Regional
2001	Georgia Tech	41-20-0	.672	13-11-0	.542	4th	NCAA Athens Regional
2002	Georgia Tech	52-16-0	.765	14-9-0	.609	5th	NCAA Atlanta Regional & Super Regional Champions, College World Series
2003	Georgia Tech	44-18-0	.710	17-7-0	.708	2nd	ACC Tournament Champions, NCAA Atlanta Regional
2004	Georgia Tech	44-21-0	.677	18-5-0	.783	1st	ACC Regular Season Champions, NCAA Super Regional
2005	Georgia Tech	45-19-0	.703	22-8-0	.733	1st	ACC Regular Season & Tournament Champions, NCAA Atlanta Regional Champions, NCAA Atlanta Super Regional
2006	Georgia Tech	50-18-0	.735	19-11-0	.633	*3rd	NCAA Atlanta Regional & Super Regional Champions, College World Series
2007	Georgia Tech	32-25-0	.561	15-14-0	.517	*4th	
2008	Georgia Tech	41-21-0	.661	16-14-0	.533	*3rd	NCAA Athens Regional runner-up
2009	Georgia Tech	38-19-1	.664	17-10-1	.625	*2nd	NCAA Atlanta Regional runner-up
2010	Georgia Tech	47-15-0	.758	21-9-0	.700	*2nd	NCAA Atlanta Regional runner-up
2011	Georgia Tech	42-21-0	.667	22-8-0	.733	*t1st	ACC Regular Season co-Champions, NCAA Atlanta Regional runner-up
2012	Georgia Tech	38-26-0	.594	12-18-0	.400	*4th	ACC Tournament Champions, NCAA Gainesville Regional runner-up
2013	Georgia Tech	37-27-0	.578	15-15-0	.500	*4th	NCAA Nashville Regional runner-up
2014	Georgia Tech	37-27-0	.578	14-16-0	.467	*5th	ACC Tournament Champions, NCAA Oxford Regional
2015	Georgia Tech	32-23-0	.581	13-17-0	.433	*5th	
2016	Georgia Tech	38-25-0	.603	13-16-0	.448	*4th	NCAA Gainesville Regional runner-up
2017	Georgia Tech	27-28-0	.491	11-19-0	.367	*5th	
2018	Georgia Tech	31-27-0	.534	14-16-0	.467	*4th	
2019	Georgia Tech	43-19-0	.694	19-11-0	.633	*1st	ACC Coastal Division Champions, ACC Tournament runner-up NCAA Atlanta Regional runner-up
2020	Georgia Tech	11-5-0	.688	2-1-0	.667	N/A	<i>Season shortened due to Covid-19 pandemic</i>
2021	Georgia Tech	31-25-0	.554	21-15	.583	*1st	ACC Coastal Division Champions, NCAA Nashville Regional runner-up
2022	Georgia Tech	36-24-0	.600	15-15	.500	*4th	NCAA Knoxville Regional runner-up

• Head Coach, Georgia Tech, 29 years: 1,140-605-1 (.653)

**Denotes Coastal Division Finish*

Record in the ACC: 443-323-1 (.578)

• Overall Record as a Head Coach, 35 years: 1,348-722-1 (.651)

ASSISTANT COACHES

JAMES RAMSEY

Associate Head Coach
Recruiting Coordinator
Fifth season at Tech



Former ACC Player of the Year, All-American and MLB first-rounder James Ramsey was announced as the assistant baseball coach/hitting at Georgia Tech on Feb. 7, 2019. He was elevated to associate head coach during the 2021-22 school year.

In just Ramsey's first year at the helm of the Yellow Jackets' hitters, Georgia Tech led the ACC in hitting (.297) and finished second in run production (464), hits (702), slugging (.462), and finished third in home runs (418) and walks (356). Tech blasted back on the national scene in 2019, winning 43 games, a program-record 10-straight series and nine-straight Atlantic Coast Conference series, and capped it by being named the No. 3 National Seed and the host of the 2019 NCAA Atlanta Regional. Under Ramsey's tutelage, consensus all-American Tristin English dominated the plate in ACC play, slashing .381/.462/.825 for 32 runs, 37 RBI and 11 homers. Just in the postseason, English hit .500 for 16 hits, five doubles, three home runs and 14 RBI.

Ramsey's approach to hitting resonated immediately with the Yellow Jacket hitters as he preached patience, strategy and process to the offense. The buy-in paid dividends as seven players hit better than .299, including designated hitter Michael Guldberg, who led the team at .355 and catcher Kyle McCann, who launched 23 home runs for 70 RBI. The two biggest benefactors to Ramsey's approach were Baron Radcliff and Nick Wilhite, who became monumental pieces to the lineup by raising their averages 77 and 156 points, respectively, from 2018. McCann was drafted in the fourth round of the 2019 MLB Draft, while both Guldberg (third round) and Radcliff (fifth round) were selected in the 2020 MLB Draft.

After the 2020 season was shortened due to the Covid-19 pandemic, the Yellow Jackets once again mashed at the plate in 2021, leading the ACC with a .300 average in 36 league games. In the expanded conference slate, Georgia Tech paced the ACC in runs (251), hits (384), doubles (91), triples (10), RBI (230) and on-base percentage (.383). Under Ramsey's offensive instruction, Tech boasted four .300 hitters - Kevin Parada (.318), Luke Waddell (.309), Justyn-Henry Malloy (.308) and Andrew Jenkins (.302) - while Drew Compton hit .294 with 13 home runs. Waddell and Malloy were both drafted in the 2021 MLB Draft by the Atlanta Braves in the fifth and sixth rounds, respectively.

In 2022, Georgia Tech bolstered one of its most potent offenses in program history as the Jackets led the ACC, slashing .327/.419/.551 for 564 runs and 115 home runs. Six hitters hit .300 with Chandler Simpson being the NCAA Statistics Leader by hitting .433. Under his tutelage, first-round draft pick Kevin Parada broke the program's home run record by launching 26 this year for an incredible 88 RBI. Other offensive draft selections include Andrew Jenkins (.381), Tres Gonzalez (.339) and Tim Borden II (.335).

Joining the Seminoles in August 2018, Ramsey coached the outfielders and assisted with individual and team hitting approaches. In addition to coaching first base, he also began the process of integrating technology into player evaluation and development. Off the field, Ramsey coordinated community service and character development efforts for the team, as the Noles accumulated 200 hours volunteering this fall.

Prior to beginning his coaching career, Ramsey was a standout outfielder at Florida State and was a first-round MLB draft pick in 2012 by the St. Louis Cardinals. In seven seasons playing with the minor league affiliates of the Cardinals, Cleveland Indians, Los Angeles Dodgers, Seattle Mariners and Minnesota Twins, Ramsey totaled 502 hits, 105 extra-base hits, 59 home runs and 219 RBI for his career.

In addition to making the All-Star MLB Futures Game in 2014, Ramsey then went on to help lead the Columbus Clippers to the 2015 AAA International League Championship.

Ramsey finished his collegiate career (2009-12) as one of the best to don the Garnet and Gold. He was the 2012 ABCA Player of the Year and the ninth consensus All-American in Florida State history, earning first-team recognition from the ABCA, Baseball America, NCBWA, Louisville Slugger and Perfect Game. A team captain in 2012, Ramsey was named the 2012 ACC Player of the Year en route to capping his college career with a fourth-consecutive ACC Atlantic Division title, a pair of victories at the College World Series and No. 4 national ranking.

Ramsey was named to the D1Baseball's All-Decade Team for 2020 in the outfield for being a "a well rounded player who hit for average and power, posted three straight double-digit stolen base campaigns, played quality defense, and provided memorable leadership as the heart and soul of FSU's 2012 Omaha team."



THE RAMSEY FILE

PERSONAL

Education Florida State, 2012 (B.S. in finance)
Family wife: Grace; son: Brogan; daughter: Reese

PLAYING EXPERIENCE

2009-2012 Florida State (All-American, ABCA Player of the Year, ACC Player of the Year)
2012 First-Round MLB Draft pick by the St. Louis Cardinals
2012-2018 MiLB (Cardinals, Cleveland Indians, LA Dodgers, Seattle Mariners, Minnesota Twins)

COACHING EXPERIENCE

2018 Assistant, Florida State
2018-19 Assistant coach/hitting, Georgia Tech
2019-21 Assistant coach/hitting/recruiting coordinator, Georgia Tech
2021-present Associate head coach/hitting/recruiting coord., Georgia Tech

For his collegiate career, Ramsey hit an impressive .339 with 48 doubles, 15 triples, 34 home runs and 202 RBI. He started the final 202 games of his college career, posting a .994 fielding percentage and committing just one error in 160 chances in 2012.

An all-around student-athlete, Ramsey was also a two-time first-team CoSIDA/Capital One Academic All-American (2011, 2012) and the 2012 Academic All-American of the Year. He was the ACC Student-Athlete of the Year in 2011 and 2012 and the Lowe's Senior CLASS Award winner – the first recipient of the award for any Seminole student-athlete.

Ramsey graduated with a degree in finance in 2012 after earning three Golden Torch Awards – given to the Florida State student-athlete with the highest GPA on their respective team.

Ramsey and his wife, Grace, were married in 2016, and have two children, Brogan and Reese. Grace was a cheerleading captain at Georgia Tech, graduating with a business degree in 2012.

ASSISTANT COACHES

DANNY BORRELL

Assistant Coach (Pitching)
Fourth season at Tech



Former New York Yankee and Yankees pitching coordinator Danny Borrell was named the pitching coach at Georgia Tech baseball on August 16, 2019.

Borrell arrived on The Flats after spending 18 years in the Yankees organization, first for seven years as a left-handed pitcher, then as a pitching coach and eventual pitching coordinator for its farm system.

In just his first full season at the helm of the pitching staff in 2021 (after the 2020 season was cut short due to the Covid-19 pandemic), the Yellow Jackets led the ACC in strikeouts in 36 conference games and Friday night ace Brant Hurter, under Borrell's tutelage, was named all-ACC before being selected in the seventh round of the MLB Draft by the Detroit Tigers.

In 2022, Borrell was once again able to help steward Yellow Jackets into the MLB Draft as the pitching staff recorded its second-highest strikeouts per 9 innings in program history (9.28). As part of a whopping eight draft selections, three from the pitching staff saw their names called in Los Angeles -- Zach Maxwell (sixth round), Chance Huff (eighth round) and Marquis Grissom, Jr. (13th round).

The youngest pitching coordinator in the MLB when hired by the Yankees in 2015, Borrell led approximately 180 pitchers per year and 11 pitching coaches over nine minor league affiliates. During the last three seasons, Borrell helped lead the Yankees to be the best pitching organization in baseball as their staffs led in a multitude of statistics, including strikeout percentage, strikeouts/9 innings, strikeouts/walk, and fastball velocity. In total, he developed 34 Big Leaguers during his tenure with New York -- including MLB All-Stars Dellin Betances and Luis Severino.

A second-round pick in the 2000 Major League Baseball Draft to the New York Yankees, Borrell played for both the Yankees (2000-06) and Oakland A's (2006-08) during his nine-year professional career. The 6-foot-3, left-handed pitcher made 138 appearances and 120 starts in his career, pitching to a 3.49 career ERA. In addition to being named the 2002 Yankees Minor League Pitcher of the Year, Borrell would help bring home four minor league championships (2000, '01, '02, '08).

Prior to the MLB, Borrell was a standout two-way player at Wake Forest from 1998-2000, earning freshman All-American and second-team NCBWA All-American during his college career. Borrell helped lead the Demon Deacons to two of their four ACC titles (1998, '99) in program history, pitching a complete game in the 1998 ACC Championship win over Florida State. Wake Forest was 131-59-1 in his three years, including a program-record 47 wins in 1999.

He finished his career 10-8 on the mound in 24 starts with a 6.21 ERA, while batting a career .336 with 37 homers and 174 RBI -- both still tied for 10th in Wake Forest history.

The Sanford, N.C. native led Lee County High School to the state baseball championship in 1996. He graduated from Wake Forest with a bachelor's degree in communication in 2009.

Borrell and his wife of 18 years, Martha, reside in Atlanta with their son, Logan.



THE BORRELL FILE

PERSONAL

Education Wake Forest, 2009 (B.S. in communications)

Family wife: Martha; son: Logan

PLAYING EXPERIENCE

1998-2000	Wake Forest (Freshman All-American, second-team NCBWA All-American, two-time ACC Champion)
2000-07	New York Yankees organization (2002 NYY MiLB Pitcher of the Year)
2007-08	Oakland A's organization

COACHING EXPERIENCE

2009-14	MiLB Pitching Coach, New York Yankees
2015-19	Pitching Coordinator, New York Yankees
2019-present	Assistant coach/pitching, Georgia Tech

COACHES & STAFF

ASSISTANT COACHES / SUPPORT STAFF

ZEKE PINKHAM

Volunteer Assistant Coach
Third season at Tech



Zeke Pinkham was named Georgia Tech baseball's volunteer assistant coach in Fall 2020. He works primarily with catchers.

Pinkham has been instrumental in the tutelage of freshman all-American Kevin Parada. Parada led the ACC with 20 doubles prior to the NCAA Tournament, and recorded four four-hit games on the season, becoming the first freshman to lead Georgia Tech in hitting since Matt Murton in 2001. Georgia Tech has a long history of producing elite catchers (Jason Varitek, Matt Wieters, Mike Nickeas, Joey Bart and more) and has earned the moniker "Catcher U."

That mentorship proved successful in 2022 as Parada was named a unanimous All-American and become Georgia Tech's 16th first-round MLB Draft pick when he was selected 11th overall by the New York Mets. In Parada's final season, he slashed .360/.452/.709 en route to launching a school-record 26 home runs for a whopping 88 RBI.

Pinkham comes to The Flats after spending a year as the graduate assistant coach at his alma mater, Louisville. Primarily working with catchers, he mentored first-round MLB Draft pick Henry Davis and second-round pick Dalton Rushing. Pinkham also assisted in hitting development and saw the Cardinals hit .323 for the season, ranking third in the country.

Prior to coaching, Pinkham was a three-year starting catcher under Dan McDonnell, appearing in two College World Series (2017, 2019). He hit a career-best .324 his senior year, helping captain the Cardinals to Omaha where en route he earned 2019 NCAA All-Louisville Regional Team honors. He recorded 46 hits, 10 doubles and two home runs for 29 RBI.

An Elizabethtown, Ky. native, Pinkham earned a bachelor's degree in sports administration from Louisville (2019) and is currently pursuing a master's degree in higher education administration. He resides in Atlanta with his wife Erin.

MATT WIETERS

Undergraduate Assistant Coach
First season at Tech



Former Georgia Tech baseball standout and four-time Major League Baseball all-star Matt Wieters returned to The Flats in pursuit of finishing his degree and joined the Yellow Jackets' staff as an undergraduate assistant coach, it was announced on Oct. 27, 2022.

"I am excited to announce that Matt Wieters, a four-time MLB all-star and two-time Gold Glove Award winner has joined our staff as a student assistant coach," Tech head coach Danny Hall said. "He will be instrumental in player development for pitchers, hitters and, obviously, catching. I'm excited to use his experience of playing in the MLB for over 10 years with Baltimore, Washington, and St. Louis to enhance our players' development."

Wieters was the fifth selection overall out of Georgia Tech in the 2007 MLB Draft by the Baltimore Orioles. A renowned catcher, Wieters went on to play eight years with Baltimore, making four all-star teams and earning two Gold Gloves. He then finished his 12-year professional career with two years in Washington and two years in St. Louis. He finished with a .249 career average, recording 996 hits, 190 doubles, 146 home runs and 550 RBI.

Behind the dish, Wieters topped the American League multiple years in putouts as catcher, double plays turned as catcher, twice in fewest errors committed as catcher and was top-five in runners caught stealing four years.

"I am honored and grateful to be back at Tech as the student assistant," Wieters said. "Georgia Tech has helped shape me into the man I am today, and I am looking forward to sharing my experiences with the players to help them on and off the field."

A two-time first-team All-American, Wieters had a terrific career at Georgia Tech as both a catcher and relief pitcher. Named the ACC Rookie of the Year and a freshman All-American, the Charleston, S.C. native broke out of the gates with a .366 average and six saves on the mound his first year in college. He helped lead the Jackets to the 2005 ACC Championship, getting two wins on the mound in the tournament. Tech then made back-to-back NCAA Super Regionals before clinching a berth in the College World Series in 2006.

During his final year on The Flats, Wieters was named a finalist for the Johnny Bench Award (national catcher of the year) and semifinalist for the Golden Spikes Award (nation's top amateur) and Brooks Wallace Award (nation's most valuable player).

Wieters was inducted into the Georgia Tech Sports Hall of Fame in 2017.

BASEBALL SUPPORT STAFF

COACHES & STAFF

STEVE TAMBORRA

**Assistant Player
Development Coach
24th season at Tech**



In his 24th year as an assistant player development coach at Georgia Tech, Steve Tamborra oversees the highly-touted strength and conditioning program for the Georgia Tech baseball team.

Since his arrival more than a decade ago, Tamborra has been responsible for the development and implementation of strength training regimes of many student-athletes that have gone on to play professional baseball, with several of those athletes returning to Georgia Tech during their offseason to continue training with him.

In 2013, Tamborra was named a Master Strength and Conditioning Coach (MSCC) by the Collegiate Strength and Conditioning Coaches Association (CSCCA). This honor is the highest given in the strength and conditioning profession.

Tamborra joined the Tech staff in November 1999, after five years in a similar capacity at Florida State where he worked with the baseball, softball and football teams from 1995-99.

He earned a Bachelor of Science in Nutrition and Fitness from Florida State in 1994 and a Master of Science in Athletic Administration from Florida State in 1996.

He holds certifications from the Collegiate Strength and Conditioning Coaches Association (CSCCA), the National Strength and Conditioning Association (NSCA), Titleist Performance Institute, CrossFit, USA Weightlifting and Precision Nutrition. He has written one book, *Complete Conditioning for Baseball*, which was published in late 2007.

Tamborra earned his bachelor's degree in nutrition and fitness from Florida State in 1994 and a master's degree in athletic administration from Florida State in 1996.

He is married to the former Stacy Venable, a pitcher for the Florida State softball team from 1997-99. They have two daughters, Malayna and Payton, and a son, Austin. Payton and Austin are twins.



PAUL WOLKOFF

**Assistant Director/
Sports Medicine
15th season at Tech**



Paul Wolkoff joined the Georgia Tech Athletic Association in the sports medicine department in 2008 and is responsible for the care of the baseball team. Prior to the 2014-15 season, he worked with the men's and women's cross country and track & field teams.

Wolkoff came to Georgia Tech from Progressive Health Aviation Services where he worked for one year.

He was the head athletic trainer at LaGrange College for 10 years where he oversaw all aspects of medical care and coverage for a 16-sport athletics program. Prior to LaGrange College, he served as assistant director and senior athletic trainer at UAB Sports Medicine.

Wolkoff graduated from Georgia Tech in 1993 with a bachelor's degree in management. He later earned his master's in physical education from East Tennessee State in 1995. While working as a graduate assistant at ETSU, he mainly worked with the staff physical therapist. He also earned a certificate in Health Sciences while at Tech.

He is a NATABOC Certified Athletic Trainer and a Certified Strength and Conditioning Specialist. He is a member of the National Athletic Trainer's Association, Southeast Athletic Trainers' Association, and the Georgia Athletic Trainers' Association, and he is licensed by the state of Georgia as an athletic trainer.

DAVID MCDANIEL

**Athletic Equipment Manager
Eighth season at Tech**



David McDaniel joined the Georgia Tech Athletic Association as assistant equipment manager in September 2015. He is responsible for the purchasing, inventory, issuing and maintenance of all athletic apparel and equipment for Tech's baseball, softball, and track programs.

Prior to joining the Tech staff, McDaniel spent two-plus years as the head football equipment manager and video coordinator at Mercer in Macon, Ga. He handled the apparel and equipment needs for the football and lacrosse teams, while also coordinating all video services for Mercer's football and lacrosse teams.


This is his second stint in Atlanta as he was a graduate assistant equipment manager at Georgia State from 2009-12. While at GSU, he assisted with the complete start of the Panthers' new football program. While at Georgia State, he also was a member of the video staff of the Arena Football League's Georgia Force and was an assistant soccer coach at North Cobb Christian School in Acworth, Ga.

He graduated from Liberty University with a bachelor's degree in sport management in 2009 and he later earned his master's degree in sport administration from Georgia State in 2012.

He and his wife, Katie, live in Kennesaw, Ga.

BASEBALL SUPPORT STAFF


STUDENT MANAGERS



SAM SLOVIN
Third season at Tech



MANAS GANGWAR
First season at Tech



DANNY KEOHANE
First season at Tech

BULLPEN CATCHER



MICHAEL SORROW III
Fourth season at Tech

COACHES & STAFF



J BATT

ADMINISTRATION

DR. ANGEL CABRERA

Institute President



Ángel Cabrera is the 12th president of the Georgia Institute of Technology, a leading public research university that serves more than 44,000 students through top-ranked graduate and undergraduate programs in engineering, computing, science, business, design, and liberal arts.

As president during the Covid-19 pandemic, Cabrera led the Institute through one of the most critical times in its history to break records in student applications, enrollment, graduation rates, and research awards. A member of the Association of American Universities, Georgia Tech is one of the fastest-growing and most research-intensive universities in the United States, is the nation's No. 1 university for research and development funding among those without a medical school, and ranks among the top 20 overall.

Under Cabrera's leadership, the Institute launched Transforming Tomorrow: The Campaign for Georgia Tech in June 2022. A five-year, comprehensive campaign designed to bring Georgia Tech's new strategic plan to fruition, Transforming Tomorrow will seek to raise more than \$2 billion in an effort to bring unprecedented advancements to the Institute that will together have the power to shape the future. The strategic plan, which launched in November 2020 after an inclusive process involving thousands of community members, is grounded in a new mission statement to "develop leaders who advance technology and improve the human condition."

Cabrera came to Georgia Tech on Sept. 1, 2019, after serving for seven years as president of George Mason University (GMU) in Virginia. During his presidency, GMU doubled its research expenditures, joined the top tier of research universities in the Carnegie Classification, opened a campus in South Korea, and led the Commonwealth of Virginia in enrollment growth. Before leading GMU, Cabrera was president of the Thunderbird School of Global Management, now part of Arizona State University, and dean of IE Business School in Madrid.

Cabrera serves on the boards of the National Geographic Society, Harvard College Visiting Committee, Atlanta Committee for Progress, Metro Atlanta Chamber, and Bankinter Innovation Foundation in Spain. He has served on the board of the Federal Reserve Bank of Richmond, the advisory boards of Georgia Tech and Instituto Tecnológico de Monterrey, and the boards of three publicly traded companies. He was named a "Young Global Leader" by the World Economic Forum, a "Henry Crown Fellow" by the Aspen Institute, and a "Great Immigrant" by the Carnegie Corporation of New York, and has received honorary degrees from Miami Dade College and Universidad Politécnica de Madrid.

Cabrera holds an M.S. and Ph.D. in cognitive psychology from Georgia Tech, which he attended as a Fulbright Scholar, and a B.S. and M.S. in computer and electrical engineering from Universidad Politécnica de Madrid. He is the first native of Spain to lead an American university and the second Georgia Tech alumnus to lead the Institute.

Cabrera met his wife, Beth, while both were graduate students at Georgia Tech. A former management professor at Carlos III University in Madrid and Arizona State University, Beth Fraser Cabrera currently delivers leadership development programs for business executives. Their son, Alex, is also a Georgia Tech graduate and is now a Ph.D. student at Carnegie Mellon University. Their daughter, Emilia, is a graduate of Harvard University.

DR. JENNA JORDAN

Faculty Athletics Representative



President Ángel Cabrera named Jenna Jordan, associate professor and associate chair in the Sam Nunn School of International Affairs, as faculty athletics representative (FAR) to the Georgia Tech Athletic Association (GTAA) in May 2022.

The FAR serves as the liaison between the Institute and the Athletic Association on issues regarding rules compliance activities, new developments at the NCAA, and activities related to Atlantic Coast Conference (ACC) membership. This is a part-time administrative position appointed for a term of three years. Jordan will replace Mechanical Engineering Professor Baratunde Cola, who is taking a leave of absence from faculty and university responsibilities to lead Carbice, the Georgia Tech spin-off company he founded, through its next phase of growth.

"Professor Jordan is not just an accomplished scholar but an exemplary educator who cares deeply about the growth and well-being of our students," said Cabrera. "She has made a difference these past years as a faculty guide with the Stamps President's Scholars, and I have no doubt she will have a similar impact in supporting the academic experience of our student-athletes and serving as an effective liaison between our faculty and our athletic program."

Jordan has been a Georgia Tech faculty member since 2012. Her research focuses on terrorism and political violence, international security, cybersecurity, wargaming, organizational theory, and statecraft. Her work has been published by Stanford University Press and in *International Security*, *Security Studies*, *Conflict Management and Peace Science*, the *Journal of Cybersecurity*, and *International Trends* as well as *The New York Times*, *The Atlantic*, the *Chicago Tribune*, *Foreign Policy*, and *The Washington Quarterly*. She holds a Ph.D. in political science from the University of Chicago, an M.A. in political science from Stanford University, and a B.A. in international relations from Mills College.

"Serving as faculty athletics representative is a unique opportunity to address the challenges facing student-athletes, and I am excited to be able to help guide their experience at Georgia Tech," she said. "I recognize the importance of building bridges across the Institute, and I hope to create new opportunities to facilitate meaningful student-athlete interaction, continuing the efforts of my FAR predecessors who fiercely advocated for and mentored our student-athletes. And I will continue to foster a culture of mentorship and support among the faculty and our student-athletes." Jordan's three-year term as FAR began July 1, 2022.

ADMINISTRATION

J BATT**Director of Athletics**

Georgia Tech named J Batt director of athletics on Oct. 14, 2022. Batt comes to The Flats after departing the role of executive deputy director of athletics, chief operating officer, and chief revenue officer at the University of Alabama. He officially joined Georgia Tech on Oct. 24, 2022.

"We're excited to welcome J to Georgia Tech. His leadership experience at one of the most competitive programs in the nation and his extraordinary track record in fundraising and revenue generation will bring great value to Georgia Tech," said Georgia Tech President Ángel Cabrera. "As a former ACC student-athlete, J has a keen appreciation for what it takes for students to compete at the highest level while pursuing a degree at a top academic institution. He values and shares our culture of excellence and integrity and our commitment to student well-being and success. I look forward to working with him to secure and invest the resources necessary for a successful athletics program."

As athletic director at Georgia Tech, Batt will report directly to Cabrera and serve as a member of his cabinet. He will be responsible for planning, developing, administering, and advancing Georgia Tech's intercollegiate athletic programs, with a focus on building an environment that inspires and empowers student-athletes to be champions in academics, competition, and life.

"My family and I truly appreciate President Cabrera and his team for this opportunity, and we are incredibly excited to join the Georgia Tech family," said Batt. "I look forward to working with our student-athletes, coaches, staff, supporters, and fans to reach new heights, on and off the field, and to build on the rich tradition and history of this storied athletics department. We can't wait to become a part of the Atlanta community. Go Jackets!"

Batt was named the top candidate by Cabrera following a national search led by Parker Executive Search. The selection process included interviews with a committee comprised of a coach, senior athletics administrator, student-athlete, student-athlete alum, and faculty member who recommended a set of finalists for consideration by the president. The board of trustees of the Georgia Tech Athletic Association voted unanimously to approve Cabrera's proposal to appoint Batt.

According to Nick Saban, University of Alabama's head football coach, "Since arriving at Alabama, J has positively affected our program through the success of the Crimson Standard Initiative while being a trusted advisor to our athletic director, Greg Byrne, and an essential part of our administrative team. We set a vision for the future of Alabama Athletics and Alabama football through the Crimson Standard and J as well as his team delivered with impressive results."

University of Alabama President Stuart R. Bell added, "Georgia Tech has made an outstanding hire in J Batt. He is a rising leader within intercollegiate athletics and has made a great impact during his time at the University of Alabama. He is a proven administrator and fundraiser and will be a great ambassador for the Institute and the community."

Batt joined the University of Alabama Athletics team as senior associate athletic director in 2017. He was responsible for guiding revenue generating, including charitable giving, ticketing, Tide Pride, and other revenue sources. He was promoted to COO and senior deputy athletic director in 2021 and to executive deputy director, COO, and chief revenue officer in 2022. Batt oversaw the successful development, implementation, and launch of the Crimson Standard, Alabama Athletics' 10-year, \$600 million capital initiative. He also provided day-to-day leadership of the department as a member of the Athletics executive team and served as the sport administrator for men's basketball.

"J has been such a strong leader as part of our executive team at Alabama. He has incredible vision and has done an outstanding job overseeing many areas of the department, beginning with development when he arrived in 2017," said Byrne. "He has done a masterful job with the operations of the department. J has been involved in all of our major

decisions and has provided constructive insight and feedback to make us better. His experience working directly with our student-athletes, our coaches and Athletics staff, university leadership, and fan base has prepared him well for this moment. We are thrilled for J, his wife, Leah, and boys, Fitz and Graham. Georgia Tech made a home-run hire with J."

Nate Oats, Alabama's head basketball coach, said, "I am extremely happy for J, Leah, and their boys for this opportunity. His work ethic, character, wisdom, and vision for the University of Alabama have been great assets to our men's basketball program, and we are thankful for everything he has done to help our team and staff. I think he is a perfect fit at Georgia Tech, and I'm excited to see what the future holds under his leadership."

Previously, Batt was senior associate athletic director at East Carolina University and executive director of the Pirate Club, a position he held from 2013 to 2017. As a member of the ECU athletics executive leadership team, Batt oversaw a development operation that increased total fundraising in 2016 by more than 60% over ECU's previous best year. He also served as an associate AD and executive director of the Terrapin Club for the University of Maryland from 2011 to 2013. He joined the Terrapin Club staff in 2009 and served as executive director beginning in September 2011. Before his tenure at Maryland, Batt worked in athletics fundraising at James Madison University, the College of William & Mary, and his alma mater, the University of North Carolina at Chapel Hill.

A member of the Tar Heels' 2001 NCAA champion men's soccer team, Batt graduated from UNC with a bachelor's degree in journalism and mass communications and a master's degree in sports administration.

ADMINISTRATION



Jon Palumbo
Exec. Deputy AD / Chief
Operating Officer



Jim Hall
Exec. Assoc. AD / Associate
VP for Development



Joeleen Akin
Exec. Assoc. AD/ SWA /
Student-Athlete Development



Dr. Angelo Galante
Senior Assoc. AD /
Sports Medicine/CMO



Phyllis LaBaw
Senior Assoc. AD /
Student Services




Brad Stricklin
Exec. Assoc. AD / Chief
Financial Officer



Ayo Taylor-Dixon
Senior Assoc. AD /
External Operations



Lance Markos
Associate AD / Compliance




Cameron Cilano
General Counsel for Athletics



Selinda Biggers
Associate AD /
Business Operations



Chris Breen
Associate AD /
Student Services



Mike Flynn
Associate AD /
Communications and PR



Carla Gilson
Associate AD /
Sports Medicine



Simit Shah
Associate AD /
Administration



Leah Thomas
Associate AD /
Performance Nutrition



John D. Tweedy
Associate AD / Operations
and Capital Projects

HISTORY



ACC HISTORY/RESULTS

REGULAR SEASON SERIES RESULTS

Year	BC	CU	DU	FSU	UL	MD	MIA	UNC	NCST	ND	PITT	UVA	VT	WAKE	Total	Overall	Division
1980	xx	1-1	0-2	xx	xx	0-2	xx	0-2	2-0	xx	xx	0-2	xx	0-1	3-10	7th	-
1981	xx	0-2	0-2	xx	xx	0-2	xx	0-2	0-2	xx	xx	0-2	xx	1-1	1-13	8th	-
1982	xx	0-2	1-1	xx	xx	2-0	xx	0-2	1-1	xx	xx	2-0	xx	0-2	6-8	5th	-
1983	xx	1-1	1-1	xx	xx	0-2	xx	1-1	1-1	xx	xx	1-1	xx	1-1	6-8	5th	-
1984	xx	0-2	-	xx	xx	1-1	xx	0-2	1-1	xx	xx	1-1	xx	2-0	5-7	5th	-
1985	xx	1-1	1-1	xx	xx	1-1	xx	0-2	1-1	xx	xx	1-1	xx	1-0-1	6-7-1	5th	-
1986	xx	1-1	2-0	xx	xx	2-0	xx	1-1	1-1	xx	xx	2-0	xx	1-1	10-4	2nd	-
1987	xx	3-0	2-1	xx	xx	3-0	xx	3-0	2-1	xx	xx	1-2	xx	3-0	17-4	1st	-
1988	xx	0-3	2-1	xx	xx	1-1	xx	3-0	1-2	xx	xx	2-1	xx	3-0	12-8	3rd	-
1989	xx	1-2	2-0	xx	xx	3-0	xx	1-2	1-2	xx	xx	3-0	xx	2-0	13-6	3rd	-
1990	xx	1-2	3-0	xx	xx	-	xx	2-1	0-3	xx	xx	3-0	xx	0-3	9-9	T-4th	-
1991	xx	1-2	1-2	xx	xx	3-0	xx	1-2	2-1	xx	xx	2-1	xx	2-0	12-8	2nd	-
1992	xx	2-1	2-1	1-2	xx	1-1	xx	3-0	0-3	xx	xx	3-0	xx	2-1	14-9	4th	-
1993	xx	3-0	3-0	1-2	xx	0-1	xx	2-1	2-1	xx	xx	2-1	xx	3-0	16-6	1st	-
1994	xx	1-2	3-0	2-1	xx	2-1	xx	2-1	2-1	xx	xx	3-0	xx	1-2	16-8	T-2nd	-
1995	xx	0-3	3-0	2-1	xx	3-0	xx	1-2	3-0	xx	xx	1-2	xx	3-0	16-8	3rd	-
1996	xx	1-2	2-1	1-2	xx	3-0	xx	0-3	2-1	xx	xx	3-0	xx	1-2	13-11	T3rd	-
1997	xx	1-1	3-0	1-2	xx	3-0	xx	3-0	3-0	xx	xx	2-1	xx	3-0	19-4	1st	-
1998	xx	3-0	3-0	0-3	xx	2-1	xx	1-2	1-2	xx	xx	2-0	xx	2-1	14-9	T-2nd	-
1999	xx	0-3	2-1	1-2	xx	3-0	xx	2-1	2-1	xx	xx	1-2	xx	1-2	12-12	5th	-
2000	xx	2-1	1-2	1-2	xx	3-0	xx	3-0	3-0	xx	xx	3-0	xx	2-1	18-6	1st	-
2001	xx	1-2	2-1	2-1	xx	3-0	xx	1-2	1-2	xx	xx	2-1	xx	1-2	13-11	4th	-
2002	xx	2-1	3-0	0-3	xx	2-1	xx	2-1	3-0	xx	xx	2-1	xx	0-2	14-9	5th	-
2003	xx	0-3	3-0	1-2	xx	3-0	xx	2-1	2-1	xx	xx	3-0	xx	3-0	17-7	2nd	-
2004	xx	3-0	3-0	3-0	xx	3-0	xx	2-1	2-0	xx	xx	0-3	xx	2-1	18-5	1st	-
2005	xx	2-1	3-0	3-0	xx	2-1	2-1	1-2	3-0	xx	xx	0-3	3-0	3-0	22-8	1st	-
2006	1-2	2-1	3-0	3-0	xx	1-2	2-1	2-1	1-2	xx	xx	2-1	2-1	-	19-11	4th	3rd
2007	2-1	1-2	2-1	0-3	xx	3-0	1-2	1-2	3-0	xx	xx	1-1	1-2	-	15-14	7th	4th
2008	3-0	2-1	2-1	0-3	xx	1-2	0-3	1-2	-	xx	xx	2-1	3-0	2-1	16-14	5th	3rd
2009	1-0	1-2	1-2	2-1	xx	3-0	2-1	1-2	-	xx	xx	1-1-1	2-1	3-0	17-10-1	4th	2nd
2010	2-1	3-0	3-0	-	xx	2-1	2-1	3-0	1-2	xx	xx	1-2	1-2	3-0	21-9	2nd	2nd
2011	3-0	1-2	2-1	-	xx	3-0	3-0	2-1	3-0	xx	xx	1-2	2-1	2-1	22-8	T-1st	T-1st
2012	1-2	1-2	2-1	0-3	xx	-	1-2	2-1	1-2	xx	xx	1-2	2-1	1-2	12-18	8th	4th
2013	3-0	1-2	1-2	1-2	xx	-	1-2	2-1	0-3	xx	xx	2-1	2-1	2-1	15-15	7th	4th
2014	-	-	3-0	2-1	xx	1-2	2-1	2-1	1-2	-	0-3	0-3	2-1	1-2	14-16	9th	5th
2015	0-3	2-1	2-1	-	0-3	xx	0-3	1-2	-	2-1	2-1	2-1	2-1	-	13-17	10th	5th
2016	1-2	2-1	1-2	0-3	-	xx	1-2	2-1	1-2	-	1-1	1-2	3-0	-	13-16	9th	4th
2017	-	1-2	1-2	-	0-3	xx	1-2	1-2	-	0-3	3-0	1-2	2-1	1-2	11-19	10th	5th
2018	-	0-3	2-1	2-1	-	xx	3-0	0-3	1-2	-	1-2	1-2	2-1	2-1	14-16	8th	4th
2019	2-1	2-1	2-1	-	2-1	xx	1-2	2-1	-	2-1	2-1	2-1	2-1	-	19-11	2nd	1st
2020*	-	-	-	-	-	xx	-	-	-	-	-	-	2-1	-	2-1	-	-
2021	-	3-0	2-1	1-2	2-1	xx	1-2	2-1	3-0	1-2	1-2	1-2	2-1	2-1	21-15	2nd	1st
2022	-	0-3	1-2	2-1	-	xx	2-1	2-1	0-3	-	3-0	1-2	3-0	1-2	15-15	8th	4th
19-12	53-62	81-35	32-43	4-8	63-22	25-26	63-56	57-46	5-7	13-10	65-51-1	38-16	63-36-1	581-430-2			

xx - not a member of the Atlantic Coast Conference; Regular-season series only. Tournament games not included.

* Season shortened due to Covid-19 pandemic

ALL-TIME SERIES RECORDS VERSUS ALL ACC TEAMS

Opponent	Overall	In ACC*	At Russ Chandler Stadium	ACC Tournament	Under Danny Hall	First Meeting	Last Meeting
Boston College	20-13	20-13	10-3	1-1	20-13	2006	2019
Clemson	114-119-3	64-81	79-45-2	11-17	44-53	1902	2022
Duke	100-42	90-38	53-19	9-3	68-47	1903	2022
Florida State	50-78	42-50	24-31	9-7	40-45	1959	2022
Louisville	7-10	6-8	2-4	2-0	6-8	1976	2022
Maryland ^	73-26	68-24	43-6	5-2	48-11	1921	2014
Miami	43-64-2	29-30	22-24	4-4	34-43	1958	2022
North Carolina	82-70	73-62	41-33	10-6	50-40	1901	2022
NC State	78-62	71-59	37-16	14-13	48-44	1921	2022
Notre Dame	12-11	6-7	10-6	1-0	9-7	1924	2021
Pittsburgh	13-12	13-12	8-4	0-2	13-12	2014	2022
Virginia	78-62-2	72-56-1	42-21-2	7-5	45-53-1	1924	2022
Virginia Tech	42-20	38-16	26-10	0-2	41-18	1980	2022
Wake Forest	78-47-1	73-41-1	46-19	10-5	47-29	1898	2022
Totals	790-636-8	665-497-2	443-241	83-67	513-423-1		

*Record as a member of the ACC vs. members of the ACC (includes all games since 1980)

NOTE: Georgia Tech became eligible for ACC Championship in 1980; Florida State (1992); Miami and Virginia Tech (2005); Boston College (2006); Pittsburgh and Notre Dame (2014); Louisville (2015).

^ Maryland left the league following the 2014 season

ACC TOURNAMENT BOX SCORES

GEORGIA TECH'S ALL-TIME ACC TOURNAMENT RECORD: 83-67 (.553)

Preliminary Rounds/Pool Play: 74-62 (.544); 41 appearances

Championship Game: 9-4 (.692); 13 appearances

Tournament Titles: 1985, 1986, 1987, 1988, 2000, 2003, 2005, 2012, 2014

1980

Raleigh, N.C. Doak Field (Single-elimination)

Georgia Tech. 2 9 1
Maryland 9 13 1
Jim Thorsten, Mike Gentry (5) and Danny Watkins; Pete Sinopoli and Steve Jordan. HR-Gary Newsom (GT), John Brisee (M). W-Sinopoli. L-Thorsten.

First-round game played at Shipley Field, College Park, Md.

1981

Chapel Hill, N.C. Boshamer Stadium

Georgia Tech. 6 14 3
Clemson. 7 11 3
10 innings

Richard O'Brien, Jim Thorsten (7), Alan Walker (8), Chuck Moore (10) and Greg Woodward; Jeff Gilbert, Greg Guin (7) and Coe Brier, David Lemaster (8). W-Guin. L-Walker. HR-Guin (C).

Virginia. 2 7 1
Georgia Tech. 5 9 4
Doug Erbaugh, Ken Smith-er (1), Jeremy Peizer (8) and Mel Barbee; Stu Rogers and Greg Woodward. W-Rogers. L-Smith-er. HR-Rick Lockwood (GT), Tommy Thompson (GT), Danny Watkins (GT).

Georgia Tech. 6 9 6
N.C. State. 9 13 3
Jim Thorsten, Mike Gentry (2), Eric Perry (4), Chuck Moore (4), Alan Walker (6), and Greg Woodward; Mike Pesavento, Jim Rivera (5), and Pat Sheehy. W-Rivera. L-Walker. HR-David Trapani (GT), Chuckie Canady (NCS).

1982

Chapel Hill, N.C. Boshamer Stadium

Georgia Tech. 5 6 1
N.C. State. 1 2 1
Stu Rogers and Greg Woodward; Joe Plesac, Jim Rivera (5) and Jim Toman. W-Rogers. L-Plesac. HR-Rick Lockwood (GT), Tracy Black (NCS).

Clemson. 16 16 0
Georgia Tech. 2 4 4
Jimmy Key, Bill Wolff (9) and Coe Brier, Steve Van Dyke (5); Alan Walker, Richard O'Brien (8), Brad Stuart (8), Jeff Waller (9), Joe Todd (9), Mike Stanford (9) and Greg Woodward. W-Key. L-Walker. HR-Craig Roberson (C).

Georgia Tech. 6 9 3
Wake Forest. 8 9 2
John Jett, Richard O'Brien (7) and Greg Woodward; Scott Harrison, Frank Warner (8) and David Couch. W-Harrison. L-Jett. SV-Warner. HR-Bill Ruffner (WF) 2, Brian Greif (WF), Bill Merrifield (WF).

1983

Chapel Hill, N.C. Boshamer Stadium

Georgia Tech. 7 3 3
N.C. State. 10 14 2
Stu Rogers, George Shirilla (8) and Greg Woodward; Dan Plesac, David Hall (9) and Jim Toman. W-Plesac. L-Rogers. HR-Toman (NCS).

Virginia. 8 17 1
Georgia Tech. 1 8 7
John Kampschror and Jack Murray; Jeff Distasio, Keith Fleming (7) and Greg Woodward. W-Kampschror. L-Distasio. HR-Kevin Clarke (M).

1984

RUNNER-UP Durham, N.C. Durham Athletic Park

Georgia Tech. 0 3 3
Maryland 4 10 3
Stu Rogers and Jeff Mons; Mike Romanovsky and Tom Weider. W-Romanovsky. L-Rogers.

Wake Forest. 3 10 1
Georgia Tech. 4 12 2

12 innings
Jeff Mnick, Leo Leitner (9) and David Couch; Rob Beistline, Keith Fleming (10) and Jeff Mons. W-Fleming. L-Leitner. HR-Mike Wilcox (WF), Kyle Caddell (WF).

Georgia Tech. 8 17 1
Duke. 4 6 1

10 innings
John Horn, Keith Fleming (8), Mike Stanford (9) and Jeff Mons; Andrew Penrod, Mark Sikorski (8), Dave Coughenour (10) and Tom Decker. W-Stanford. L-Sikorski. HR-Chuck Maisano (GT), Ron Bianco (D).

N.C. State. 3 9 0
Georgia Tech. 5 6 1
Mike Pesavento and Doug Davis; Stu Rogers and Jeff Mons. W-Rogers. L-Pesavento. HR-Tracy Black (NCS), Scott Jordan (GT).

Championship Game

North Carolina. 9 12 0
Georgia Tech. 4 11 7
Doug Torborg, Bob Mulligan (6), Gordon Douglas (7) and Matt Merullo; Kevin Brown, George Shirilla (4), Mike Stanford (9), Keith Fleming (9) and Jeff Mons. W-Torborg. L-Brown. SV-Douglas. HR-Devy Bell (NC), Scott Johnson (NC), Glenn Liacouras (NC), B.J. Surhoff (NC), Steve Newbern (GT), Scott Jordan (GT).

1985

CHAMPIONS Atlanta, Ga. Russ Chandler Stadium

Georgia Tech. 23 27 1
N.C. State. 11 22 4
Kevin Brown, Rob Beistline (6), Roger Roddy (9) and Jeff Mons, Pete Stephens (8); Paul Grossman, Mike Schopp (2), Greg Solomon (3), Joe Maciejewski (3), Mark Sigmon (7), Brian Wagoner (9) and Jim McNamara. W-Brown. L-Grossman. HR-Scott Jordan (GT) 2, Pete Geist (GT), Andrew Fava (NCS), Mick Billmeyer (NCS), Turtle Zaun (NCS).

Georgia Tech. 15 14 1
Wake Forest. 11 17 2
Keith Fleming, Rob Beistline (7) and Jeff Mons; Jeff Mnick, Mike Featherstone(4), Keith Ksanskak (8) and Emmett Walsh. W-Fleming. L-Mnick. HR-Scott Jordan (GT), Nick Chmil (WF).

Clemson. 9 12 6
Georgia Tech. 12 11 2
John Pawlowski, John Burnett (7), Steve Currier (8), Jeff Fisher (8), Bill Steele (8) and Bert Heffernan; Roger Kinard, Roger Roddy (6), George Shirilla(6), John Stewart (9) and Jeff Mons, Pete Stephens (7). W-Shirilla. L-Fisher. HR-Heffernan (C).

Georgia Tech. 8 11 0
Maryland 2 8 2
John Horn and Jeff Mons; Erik Weisskopf, Thom Tryon (6) and Charlie Laird. W-Horn. L-Weisskopf. HR-Jamie Sims (GT), Mons (GT), Rick Wilson (M).

Championship Game

Clemson. 5 11 0
Georgia Tech. 7 13 1
Oliver Whitaker, Jeff Fisher (8) and Bert Heffernan; Kevin Brown and Jeff Mons, Pete Stephens (9). W-Brown. L-Whitaker. HR-Scott Dillon (C), K.G. White (GT).

1986

CHAMPIONS Durham, N.C. Durham Athletic Park

Maryland 5 8 2
Georgia Tech. 7 8 4
Bruce Ford, Rich Smith (9) and Preston Warner; Jeff Distasio, Roger Roddy (4), Jim Poole (4), Keith Fleming (6) and Jeff Mons. HR-Distasio (GT). W-Fleming. L-Ford.

Clemson. 5 11 3
Georgia Tech. 16 17 3
Oliver Whitaker, Scott Welch (3), John Burnette (6) and Bert Heffernan, Joey Rowland (7); Kevin Brown, Jim Poole (7), John Stewart (9) and Jeff Mons. W-Brown. L-Whitaker. HR-Steve Baucom (C) 2, Mike Fowler (GT), Jeff Distasio (GT) 2, Pat McGuire (GT).

Georgia Tech. 7 11 1
N.C. State. 3 2 2
Roger Kinard, Jim Poole (7) and Keith Fleming (8) and Jeff Mons; Jeff Hartsock and Jim McNamara. W-Kinard. L-Hartsock. SV-Fleming. HR-Riccardo Ingram (GT), Frank Bolick (GT).

Georgia Tech. 9 9 3
North Carolina. 7 11 2
Todd Shiver, Jim Poole (8) and Jeff Mons; Doug Torborg, Todd Kopczynski (4), Tim Kirk (4) and Matt Merullo. W-Shiver. L-Kopczynski. SV-Poole. HR-Ty Griffin (GT), Jeff Distasio (GT), Mike Fowler (GT), Frank Bolick (GT), Howard Freiling (NC), Matt Merullo (NC).

Championship Game

N.C. State. 6 8 3
Georgia Tech. 9 11 1
Brad Rhodes, Eddie McClendon (1), Larry Price (5) and Jim McNamara; Scott Erwin, John Stewart (3), Keith Fleming (7) and Jeff Mons. W-Stewart. L-Price. SV-Fleming. HR-Bill Klenoshek (NCS), Andrew Fava (NCS), K.G. White (GT), Jeff Distasio (GT), Riccardo Ingram (GT).

1987

CHAMPIONS Greenville, S.C. Municipal Stadium

Duke. 1 4 3
Georgia Tech. 3 9 1
Don Fowler and Rich Beviglia; Todd Shiver and Brian Fleury. W-Shiver. L-D. Fowler. HR-Mike Fowler (GT).

Georgia Tech. 4 11 0
N.C. State. 5 10 1
Roger Kinard, John Davis (9) and Brian Fleury, David Vester (6); Preston Woods, Mark Wendel (3), Larry Price (9) and Bobby Russell. W-Price. L-Kinard. HR-Turtle Zaun (NCS).

Georgia Tech. 5 8 1
Wake Forest. 3 6 4
Sam Drake, Jim Poole (9) and David Ivester; Craig Gourlay and Anthony Maisano. W-Drake. L-Gourlay. HR-Carl Sittler (GT).

Clemson. 1 11 1
Georgia Tech. 7 8 1
Bill Steele, Doug Marchal (5), Mike Huggins (6), Scott Welch (7) and Bert Heffernan; Todd Shiver, Jim Poole (8) and David Ivester. W-Shiver. L-Steele. HR-Carl Sittler (GT).

Championship Game

N.C. State. 0 5 2
Georgia Tech. 6 9 0
Brad Rhodes, Eddie McClendon (4), Mark Wendel (6) and Bill Klenoshek; Roger Kinard and David Ivester. W-Kinard. L-Rhodes.

HISTORY

ACC TOURNAMENT BOX SCORES

1988

****CHAMPIONS**
Greenville, S.C.
Municipal Stadium**

Wake Forest 3 6 2
Georgia Tech. 4 8 1
Buddy Jenkins, Frank Humber (8) and Greg Cox; Scott Erwin, Jim Poole (8) and David Ivester. W-Poole. L-Jenkins. HR-Sean Gallaher (WF).

Georgia Tech. 8 13 1
N.C. State 5 6 4
John Davis, Joe Wise (5), Jim Poole (9) and David Ivester; Brad Rhodes, Don Clawson (3), Larry Price (6) and Bill Klenoshek. W-Wise. L-Rhodes. HR-Marty Durkin (GT), Ty Griffin (GT), Bryn Kosco (NCS).

Georgia Tech. 3 7 2
North Carolina 5 9 2
Sam Drake, Jon George (5) and David Ivester; Jim Dougherty, Rich Fernandez (9) and Jesse Levis. W-Dougherty. L-Drake. SV-Fernandez.

Virginia 4 9 4
Georgia Tech. 5 11 1
Doug Johns, Mike Brennan (5), Todd Vick (6), Mark McMillan (7) and Mike Marrale; Doug Creek, Joe Wise (7), Jim Poole and David Ivester (9). W-Creek. L-Johns. SV-Poole. HR-Chris Kughn (V).

Championship Game

North Carolina 2 6 1
Georgia Tech. 6 12 2
Michael Hoog, Scott Lodgek (4), Kreg Gresham (4), Dave Arendas (7) and Jesse Levis; Scott Erwin, Jim Poole (9) and David Ivester. W-Erwin. L-Hoog. SV-Poole. HR-Ty Griffin (GT), Billy Parham (GT).

1989

**Greenville, S.C.
Municipal Stadium**

Virginia 0 4 1
Georgia Tech. 3 5 2
David Sammons and John McCrory; Scott Erwin and Jon Anderson. W-Erwin. L-Sammons.

Clemson 9 8 2
Georgia Tech. 3 5 4
Brian Faw, Jerome Santivasci (2), Tim Peele (8) and Mike Couture; Doug Creek, Mike Hostetler (8), Kevin Hilton (8) and Jon Anderson. W-Santivasci. L-Creek. HR-Joe DeBerry (C), Henry Threadgill (C).

Georgia Tech. 3 8 0
Wake Forest 5 10 2
Sam Drake, John Davis (3) and Jon Anderson; Chan Crane, Frank Humber (4) and Greg Cox. W-Humber. L-Drake.

1990

**Greenville, S.C.
Municipal Stadium**

Georgia Tech. 3 9 1
Wake Forest 1 6 0
Mike Hostetler and Paul Mears; Mike Buddie, Paul Reinisch (8) and Ross Restuccio. W-Hostetler. L-Buddie. HR-Ron Raper (GT).

North Carolina 9 13 1
Georgia Tech. 4 7 3
Michael Hoog, Paul Shuey (6) and Rich Griffith; Doug Creek, Joe Wise (8) and Paul Mears. W-Shuey. L-Creek.

Georgia Tech. 6 9 3
N.C. State 10 11 0
John Davis, Brett Colson (5), Mark Pisciotta (8) and Paul Mears; Michael Butler, Jimmy Holland (3), Brian Bark (8) and J.J. Piccolo. W-Holland. L-Davis. SV-Bark. HR-Anthony Maisano (GT).

1991

**RUNNER-UP
Greenville, S.C.
Municipal Stadium**

Duke 7 12 1
Georgia Tech. 9 13 1
John Courtright, Mike Kotarski (8) and David Williams; Doug Creek, Brent Colson (9) and Jason Varitek. W-Creek. L-Courtright. SV-Colson. HR-Ryan Jackson (D), David Norman (D), Michael Wolff (GT), Andy Bruce (GT).

Georgia Tech. 9 13 1
Virginia 3 6 7
Mark Pisciotta and Jason Varitek, Paul Mears (9); Todd Fiegel, Frank Lankford (5), Dave Devane (8) and Kevin O'Sullivan, Marc Taglieri (9). W-Pisciotta. L-Fiegel.

Georgia Tech. 5 9 2
Clemson 6 14 0
Brent Colson, Billy Harris (7) and Jason Varitek; Paxton Miller, Chet Kendall (6), Scott Miller (7), Mike Holtz (7), Eric Bradford (8), Tim Peele (8) and Jim Anderson. HR-Michael Spiers (C). W-Peele. L-Harris.

N.C. State 3 9 0
Georgia Tech. 4 11 1
Jeff Pierce, Steve Shingledecker (9), Jason Smith (9) and Jimmy Holland; Doug Creek, Brett Binkley (6), Chris Myers (9) and Jason Varitek. W-Myers. L-Shingledecker. HR-Pierce (NCS), Michael Wolff (GT).

1991 Championship Game

Clemson 24 22 4
Georgia Tech. 8 8 4
Jason Angel, Mike Holtz (8), John Pawlowski (9) and Mike Lockhart; Chris Myers, Billy Harris (4), Kevin Hilton (5), Mike Reynolds (5), Doug Kenney (8) and Jason Varitek, Paul Mears (4). W-Angel. L-Myers. HR-Jim Crowley (C), Eric Macrina (C), Joe DeBerry (C), Michael Wolff (GT).

1992

**Greenville, S.C.
Municipal Stadium**

North Carolina 4 11 1
Georgia Tech. 5 13 1
Brian Willman and Donnie Leshnock. Brent Colson, Brett Binkley (8) and Jason Varitek. W-Colson. L-Willman. SV-Binkley.

Georgia Tech. 4 10 1
N.C. State 7 6 0
Brad Rigby, Michael Jerzembeck (4), Mike Martin (7) and Jason Varitek. Terry Harvey, Jamie Wolkosky (9), Mark Bogle (9) and Greg Almond. W-Harvey. L-Rigby. HR-Paul Borawski (NCS), Vinny Hughes (NCS) 2, Michael Smith (GT).

Duke 3 9 3
Georgia Tech. 7 10 1
Jack Zarinsky, Mike Kotarski (3), Tony Runion (8), Phil Harrell (9) and Matt Harrell. David Albert, Brett Binkley (9) and Jason Varitek. W-Albert. L-Zarinsky. SV-Binkley. HR-Matt Harrell (D).

Georgia Tech. 4 11 1
Clemson 5 9 3
Al Gogolin, Brett Binkley (6), Chris Myers (8) and Jason Varitek. Andy Taulbee (C), Eric Bradford (7), Aaron Jersild (8) and Andy Monin. W-Jersild. L-Binkley.

1993

**Greenville, S.C.
Municipal Stadium**

Maryland 0 4 2
Georgia Tech. 6 10 0
Steve Paasch and Fella Doby. Brad Rigby, Chris Myers (7) and Jason Varitek. W-Rigby. L-Paasch. HR-David Newhan (GT).

Georgia Tech. 8 12 3
Clemson 9 11 1
David Albert, Mike Martin (4), Chris Myers (8) and Jason Varitek. Jeff Keppen, Andy Taulbee (7), Scott Winchester (9) and Chris Carter. W-Keppen. L-Albert. SV-Winchester. HR-Scott McIntyre (GT), Chris Carter (C), Jeff Miller (C), Shane Monahan (C), Jason Varitek (GT).

Georgia Tech. 2 8 1
Florida State 5 8 2
Al Gogolin, Brett Binkley (8) and Jason Varitek. John Wasdin, John Nedeau (9) and Mike Martin. W-Wasdin. L-Gogolin. SV-Nedeau. HR-Mike Schmitz (FSU).

1994

**Greenville, S.C.
Municipal Stadium**

North Carolina 4 11 2
Georgia Tech. 7 10 0
Sean Murphy, Thad Chrismon (8) and Manny DaSilva. Brad Rigby and Jason Varitek. W-Rigby. L-Murphy. HR-DaSilva (NC).

Georgia Tech. 6 11 0
Wake Forest 0 8 1
Al Gogolin and Jason Varitek. Bobby Rodgers, Todd Jenkins (9), Bobby Wood (9) and Kyle Wagner. W-Gogolin. L-Rodgers.

Clemson 9 11 2
Georgia Tech. 6 10 0
Kris Benson, Ken Vining (2) and Mike Eydenberg. Shane McGill, Chris Myers (5) and Jason Varitek. W-Vining. L-McGill. HR-Brandon Hensley (GT), Andy Monin (C).

Georgia Tech. 3 9 2
N.C. State 11 16 0
Tucker Barr, Geoff Duncan (5), Matt Saier (8) and Jason Varitek. Corey Lee, Pork Wallech (8) and Robby Lasater. W-Lee. L-Barr. HR-Pat Clougherty (NCS), Nomar Garciaparra (GT), Larry Edens (NCS), Tom Sergio (NCS).

1995

**Greenville, S.C.
Municipal Stadium**

N.C. State 9 7 1
Georgia Tech. 5 13 3
12 innings
Terry Harvey, Mike Cronemeyer (11) and Rob Lasater. Kris Wilson, Matt Saier (8) and Tucker Barr. W-Cronemeyer. L-Saier. HR-Tony Ellison (NCS) 3, Ryan Ritter (GT).

Georgia Tech. 3 9 2
Virginia 2 4 1
David Elder, Tucker Barr (9) and Tucker Barr, Brandon Hensley (9). Seth Greisinger and Justin Counts. W-Elder. L-Greisinger. S-Barr.

North Carolina 12 14 3
Georgia Tech. 9 7 3
Jim Wallace, Ethan Stein (4), Thad Chrismon (8) and Josh Rowell. Rich Thieme, Matt Saier (7), Jase Wrigley (9) and Tucker Barr. W-Stein. L-Thieme. S-Chrismon. HR-Antawan Smith (NC), Tyrone Brown (NC), Tucker Barr (GT).

1996

**Durham, N.C.
Durham Bulls
Athletic Park**

North Carolina 9 10 2
Georgia Tech. 13 12 2
Jim Wallace, Michael Horney (5), A.Y. Yoder (6), Corey Richardson (8) and Josh Rowell. David Elder, L.J. Yankosky (9) and Tucker Barr. W-Elder. L-Richardson. HR-Richie Grimsley (NC), Jarrett Shearin (NC), Tucker Barr (GT) 2, Scott Byers (GT), Mark Fischer (GT), Adam Leggett (GT).

Georgia Tech. 1 6 4
Clemson 6 9 2
Jase Wrigley, Scott Prather (8), Kris Wilson (7), Rich Thieme (8), Geoff Duncan (8) and Tucker Barr. Billy Koch, Brian Matz (7) and Will Duffie. W-Koch. L-Wrigley. S-Matz.
Game played at Boshamer Stadium in Chapel Hill, N.C.

N.C. State 1 3 1
Georgia Tech. 6 7 0
Mike Rambusch, Brian Fields (7), Dustin Baker (7) and Marty Bourgon. Chuck Crowder and Tucker Barr. W-Crowder. L-Rambusch. HR-Marty Bourgon (NCS).

Georgia Tech. 4 7 2
Virginia 8 11 3
Shane McGill, Carlos Cason (6), Rich Thieme (7), Geoff Duncan (7) and Tucker Barr. Craig Zaikov, Andrew Lee (8) and Justin Counts. W-Zaikov. L-McGill. HR-Mark Fischer (GT), Pat Bransford (V) 2, Symion Willis (V).

1997

**St. Petersburg, Fla.
Al Lang Stadium**

North Carolina 6 9 4
Georgia Tech. 7 10 6
Mike Bynum, Jim Wallace (6), Scott McAllister (6) and Greg Donohue. Kris Wilson, Jase Wrigley (8) and Eric McQueen. W-Wrigley. L-McAllister.

Georgia Tech. 4 9 2
Clemson 7 10 1
David Elder, Chuck Crowder (7), Jase Wrigley (8) and Eric McQueen. Matt White, Scott Clackum (7) and Matthew LeCroy. W-White. L-Elder. S-Clackum.

Duke 5 3 0
Georgia Tech. 3 3 1
Richard Dishman, Vaughn Schill (9) and Gregg Maluchnik. L.J. Yankosky, Jase Wrigley (8), Rich Thieme (9) and Eric McQueen. W-Dishman. L-Yankosky.

1998

**Durham, N.C.
Durham Bulls
Athletic Park**

Duke 4 12 1
Georgia Tech. 0 4 2
Stephen Cowie and Gregg Maluchnik. Scott Prather, Simon Young (6), Jase Wrigley (7) and Bryan Prince. W-Cowie. L-Prather. HR-Ed Conroy (D).

Clemson 6 7 3
Georgia Tech. 10 8 2
Ryan Mottl, Mike Proto (5) and Derek Borgert. Chuck Crowder, Jeff Bien (9), Cory Vance (9) and Eric McQueen. W-Crowder. L-Mottl. HR-Bradley LeCroy (C).

Georgia Tech. 1 4 0
Wake Forest 2 6 1
L.J. Yankosky, Simon Young (8), Jase Wrigley (8) and Eric McQueen. Eric Schmitt and Andrew Riepe. W-Schmitt. L-Yankosky. HR-Jahmal Overton (GT).

ACC TOURNAMENT BOX SCORES

1999

Durham, N.C. Durham Bulls Athletic Park

Georgia Tech. 15 18 1
North Carolina. 4 4 6
Chuck Crowder, Kevin Cameron (7), Brad Busbin (8), Jesse Thompson (9) and Eric McQueen, Adam Blue (9). Ryan Snare, Corey Richardson (2), Michael Homey (5), B.J. Finnerty (7) and Dan Moylan, Ryan Blake (9). W-Crowder. L-Snare. HR-Stephen Donaghey (GT).

Florida State. 7 12 1
Georgia Tech. 3 11 2
Blair Varnes, Chris Chavez (7) and Jeremiah Klosterman. Cory Vance, Andy Mitchell (7) and Eric McQueen. W-Varnes. L-Mitchell.

Georgia Tech. 6 10 2
N.C. State. 9 10 3
Ben Sheeter, Steve Kelly (3), Rhett Parrott (5), Andy Mitchell (8) and Eric McQueen. Grant Dorn, Mike Sollie (7) and Dan Mooney. W-Dorn. L-Sheeter. S-Sollie. HR-Bryan Prince (GT).

2000

CHAMPIONS Fort Mill, S.C. Knights Stadium

Duke. 3 7 1
Georgia Tech. 9 14 5
Kyle Perry, Brad DuPree (2) and Troy Caradonna. Steve Kelly, Kevin Cameron (8), Andy Mitchell (9) and Bryan Prince. W-Kelly. L-Perry. HR-Wes Goodner (D), Jason Basil (GT), Mark Teixeira (GT).

Wake Forest. 3 5 0
Georgia Tech. 6 10 1
Matt Briggs and Dan Conway. Cory Vance and Bryan Prince. W-Vance. L-Briggs. HR-Carlos Brackley (WF), Derik Goffena (GT).

Clemson. 8 12 3
Georgia Tech. 9 10 1
Jarrod Schmidt, Steve Reba (6), Nick Glaser (9) and Brian Ellis. Rhett Parrott, Jeff Watchko (7) and Bryan Prince. W-Watchko. L-Glaser. HR-Mike Calitri (C), Derik Goffena (GT).

Georgia Tech. 10 15 1
Florida State. 3 8 4
Philip Perry, Andy Mitchell (8) and Bryan Prince. Jon McDonald, Dave Hodges (5), Robby Read (7), John Bentley (9) and Blair McCaleb and Mike Futrell (9). W-Perry. L-McDonald. HR-Brad Stockton (GT), Jason Basil (GT), Bryan Prince (GT).

2000 Championship Game

Clemson. 4 9 0
Georgia Tech. 8 12 2
Ryan Childs, Matt Additon (7), Thomas Boozer (7), Steve Reba (7), Mike Proto (9), Ben Sheeter, Kevin Cameron (7), Andy Mitchell (8) and Bryan Prince. W-Cameron. L-Additon. S-Mitchell. HR-Patrick Boyd (C), Jason Basil (GT).

2001

Fort Mill, S.C. Knights Stadium

Duke. 2 6 1
Georgia Tech. 16 19 0
Ryan Caradonna, Troy Begley (7), Greg Burke (7), Evan Anderson (8) and Troy Caradonna. Kevin Cameron, Brian Burks (8), Aaron Walker (9) and Bryan Prince and Kevin Gergel (8). W-Cameron. L-Caradonna. HR-Bryan Prince (GT), Jason Basil (GT).

Florida State. 5 14 4
Georgia Tech. 6 16 0
10 Innings

Matt Lynch, Trent Peterson (8), Justin Lord (8), Daniel Hodges (10) and Tony Richie. Rhett Parrott, Brian Burks (8), Jeff Watchko (9) and Bryan Prince. W-Watchko. L-Hodges.

Georgia Tech. 3 8 1
Wake Forest. 4 7 0
Steve Kelly and Bryan Prince. Kyle Sleeth, Dave Bush (8) and Jason Aquilante. W-Sleeth. L-Kelly. S-Bush. HR-Richard Lewis (GT), Jamie D'Antona (WF), Stephen Ghutzman (WF).

Georgia Tech. 4 10 4
NC State. 6 11 1
Philip Perry, Brian Burks (8), Jeff Watchko (8) and Bryan Prince. Josh Blanton, Josh Miller (5) and Colt Morton. W-Miller. L-Burks. HR-Colt Morton (NCS), Joe Gaiette (NCS).

2002

St. Petersburg, Fla. Florida Power Park

Georgia Tech. 0 7 3
Clemson. 10 11 1
Chris Goodman, Nick Wagner (7), Aaron Walker (7), Jordan Crews (8) and Tyler Parker. Steve Reba, Steven Jackson (9) and Steve Pyzik, Stech Miller (9). W-Reba. L-Goodman. HR-Khalil Greene (C).

Duke. 1 6 2
Georgia Tech. 6 8 1
Zach Schreiber, Tim Layden (5) and Troy Caradonna. Kyle Schmidt, Philip Perry (9) and Tyler Parker. W-Schmidt. L-Schreiber. HR-Matt Murton (GT).

North Carolina. 8 16 1
Georgia Tech. 10 11 1
Daniel Moore, Carter Harrell (5), Michael Gross (5), Whitley Benson (8) and Chris Iannetta, Ryan Blake (7). Kyle Bakker, Jeff Watchko (5) and Tyler Parker. W-Watchko. L-Harrell. HR-Adam Greenberg (NC), Jeremy Cleveland (NC), Ryan Blake (NC), Jeremy Slayden (GT).

Georgia Tech. 4 6 2
Florida State. 7 9 2
Brian Burks, Aaron Walker (5) and Mike Nickeas. Robby Read, Daniel Davidson (6), Daniel Hodges (9) and Tony Richie. W-Read. L-Burks. S-Hodges.

2003

CHAMPIONS Salem, Va. Salem Memorial Stadium

Wake Forest. 8 15 4
Georgia Tech. 9 9 1
Kyle Sleeth and Steven Malinowski. Micah Owings, Andrew Kown (7), Brian Burks (9) and Mike Nickeas. W-Owings. L-Sleeth. S-Burks. HR-Ryan Johnson (WF), Jeremy Slayden (GT).

Georgia Tech. 0 6 1
NC State. 6 12 0
Kyle Bakker, Jeff Watchko (6), Nick Wagner (7), Ryan Self (8) and Mike Nickeas. Nate Cretarolo and Justin Riley. W-Cretarolo. L-Bakker.

Duke. 4 11 5
Georgia Tech. 23 25 3
Kevin Thompson, Zach Schreiber (1), Justin Dilucchio (3), Drew Jerdan (6), Blake Walker (8) and Troy Caradonna. Aaron Walker and Andy Hawranick. W-Walker. L-Thompson. HR-Steven Blackwood (GT), Jeremy Slayden (GT), Tyler Greene (GT).

North Carolina. 6 10 0
Georgia Tech. 10 9 2
Scott Manshack, Bo Dickerson (4), Jonathan Hovis (6), Matt Danford (8) and Chris Iannetta. Chris Goodman, Nick Wagner (9) and Mike Nickeas. W-Goodman. L-Dickerson.

Georgia Tech. 10 12 2
Florida State. 7 7 2
Andrew Kown, Brian Burks (4) and Andy Hawranick, Mike Nickeas (9). Glen Simon, Hunter Jones (5), Kevin Lynch (8), Daniel Hodges (9). W-Burks. L-Hodges. HR-Stephen Drew (FS).

Championship Game

NC State. 5 10 2
Georgia Tech. 6 8 2
10 Innings
Phillip Davidson, Colin Brown (5), David Hicks (7), Chad Orvella (7) and Justin Riley, Colt Morton (7). Jason Neighborgall, Jeff Watchko (6) and Mike Nickeas. W-Watchko. L-Orvella.

2004

RUNNER-UP Salem, Va. Salem Memorial Stadium

Maryland. 3 11 0
Georgia Tech. 4 9 0
Sean Kane and Bobby Ryan. Brian Burks, Nick Wagner (9) and Mike Nickeas. W-Burks. L-Kane. S-Wagner.

Georgia Tech. 11 16 1
Clemson. 7 12 1
13 Innings

Micah Owings, Nick Wagner (9), Ryan Self (10), Jordan Crews (10), Aaron Walker (11), John Goodman (11) and Mike Nickeas, Andy Hawranick (10). Robert Rohrbach, Steven Jackson (6), Jeff Hahn (7), Collin Mahoney (8), Stephen Faris (9), Patrick Hogan (10). W-Goodman. L-Hogan. HR-Mike Trapani (GT), Brad McCann (C).

Florida State. 4 9 3
Georgia Tech. 13 15 1
Eddie Cannon, Matt DiBlasi (3), Hunter Davis (8), Frank Radziwon (8), Brian Chambers (8) and Aaron Cheesman. Andrew Kown, Jordan Crews (5) and Andy Hawranick. W-Crews. L-Cannon.

Georgia Tech. 7 9 2
Florida State. 8 15 4
Lee Hyde, Nick Wagner (5), Aaron Walker (8), Jordan Crews (8) and Mike Nickeas. Tyler Chambliss, Kevin Lynch (7) and Aaron Cheesman. W-Lynch. L-Walker. HR-Steven Blackwood (GT), Mike Nickeas (GT), Eddy Martinez-Esteve (FS).

Championship Game

Florida State. 17 20 3
Georgia Tech. 5 9 3
Blake Wood, Tim Gustafson (3), Aaron Walker (5), Jared Hyatt (6), Ryan Turner (7), Ryan Self (8), Jason Neighborgall (9) and Mike Nickeas. Mark Sauls, Matt DiBlasi (7) and Aaron Cheesman. W-Sauls. L-Wood. S-DiBlasi. HR-Eddy Martinez-Esteve (FS).

2005

CHAMPIONS Jacksonville, Fla. Baseball Grounds

Wake Forest. 8 8 4
Georgia Tech. 9 12 3
Brian Bach, Tim Morley (9), Kyle Young (9) and J.B. Tucker. Lee Hyde, Jordan Crews (3), Tim Gustafson (6), Matt Wieters (9) and Andy Hawranick. W-Wieters. L-Bach. HR-Jeff Kindel (GT).

Florida State. 4 9 0
Georgia Tech. 5 10 1
Mark Sauls, Kevin Lynch (7), Matt DiBlasi (7), Brian Chambers (7), Barrett Browning (8) and Aaron Cheesman. Blake Wood, Matt Wieters (7) and Andy Hawranick. W-Wieters. L-DiBlasi.

Georgia Tech. 18 14 0
Florida State. 2 7 4
7 Innings

Ryan Turner, Jared Hyatt (5) and Andy Hawranick. Hunter Jones, Barrett Browning (3), Tyler Chambliss (7) and Aaron Cheesman. W-Hyatt. L-Jones. HR-Tyler Greene (GT), Whit Robbins (GT).

Championship Game

Georgia Tech. 4 5 1
Virginia. 3 8 1
Tim Gustafson, Jordan Crews (5), Matt Wieters (9) and Andy Hawranick. Robert Poutier, Scott Morgenthaler (4), Sean Doolittle (6), Pat McAnaney (7), Casey Lambert (8) and Scott Headd. W-Crews. L-Doolittle. HR-Tom Hagan (V).

HISTORY

ACC TOURNAMENT BOX SCORES

2006

**Jacksonville, Fla.
Baseball Grounds**

Miami 1 5 0
Georgia Tech. 2 6 0
Scott Maine, Chris Perez (8) and Eddy Rodriguez. Blake Wood, Tim Ladd (9), Brad Rulon (9) and Matt Wieters. W-Wood. L-Maine. S-Rulon. HR-Eddy Rodriguez (UM), Mike Trapani (GT).

Georgia Tech. 2 6 0
Clemson. 3 9 0
Lee Hyde, Matt Wieters (9) and Matt Wieters, Andy Hawranick (9). Stephen Faris, Daniel Moskos (7) and Adrian Casanova. W-Moskos. L-Wieters.

Georgia Tech. 7 11 3
Miami 4 12 1
Ryan Turner, Jared Hyatt (5), Tim Ladd (6), Brad Rulon (8), Matt Wieters (9) and Andy Hawranick. Marcelo Albir, Danny Gil (4), Jon McLean (7), Andrew Lane (8), Ricky Orta (9) and Eddy Rodriguez. W-Hyatt. L-Albir. S-Wieters.

Clemson. 7 15 0
Georgia Tech. 8 14 2
10 innings

Josh Cribb, Ryan Hinson (4), Stephen Clyne (5), Daniel Moskos (8) and Adrian Casanova. David Duncan, Jared Hyatt (5), Tim Ladd (8), Brad Rulon (8), Matt Wieters (8), Michael Hutts (9), John Goodman (9) and Andy Hawranick. W-Goodman. L-Moskos. HR-Matt Wieters (GT).

Clemson. 16 14 1
Georgia Tech. 11 14 2
Jason Berken, David Kopp (7) and Adrian Casanova. Chris Hicks, Michael Hutts (9), Brad Rulon (9) and Andy Hawranick. W-Kopp. L-Hutts. HR-Herman Demmink (C), Taylor Harbin (C), Steven Blackwood (GT), Matt Wieters (GT), Luke Murton (3) (GT).

2007

**Jacksonville, Fla.
Baseball Grounds**

Georgia Tech. 8 11 1
North Carolina. 4 7 1
David Duncan, Danny Payne (9) and Matt Wieters. Adam Warren, Matt Danford (5), Rob Wooten (7), Tim Federowicz (7), Rob Catapano (7), Tyler Trice (7), B.J. Dail (9) and Benji Johnson. W-Duncan. L-Wooten.

Virginia. 4 12 0
Georgia Tech. 1 5 1
Sean Doolittle, Jake Rule (6), Alex Smith (7), Michael Schwimer (8) and Beau Seabury. Eddie Burns, Jared Hyatt (7), Brad Rulon (9) and Matt Wieters. W-Rule. L-Hyatt. S-Schwimer.

NC State 8 14 2
Georgia Tech. 7 11 1
Jimmy Gilheeny, Andrew Taylor (6), Kyle Rutter (6), Eryk McConnell (6) and Caleb Mangum. Ryan Turner, Chris Hicks (3), Jared Hyatt (6), Danny Payne (6), Brad Rulon (6), Matt Wieters (9) and Matt Wieters, Nick Scherer (9). W-McConnell. L-Wieters. HR-Jason Haniger (GT), Tony Plagman (GT).

2008

**Jacksonville, Fla.
Baseball Grounds**

Georgia Tech. 10 14 3
NC State 9 14 5
Deck McGuire, Kevin Jacob (5), Brandon Cumpton (7), Andrew Robinson (8), Brad Rulon (9) and Jason Haniger. Eric Surkamp, Sam Brown (7), Drew Taylor (8), Joey Outler (8), Eryk McConnell (9) and Chris Schaeffer and Nick Stanley. W-Robinson. L-McConnell. S-Rulon. HR-Murton (GT).

Miami 15 15 2
Georgia Tech. 12 17 0
Eric Erickson, David Gutierrez (4), Kyle Bellamy (6), Carlos Gutierrez (8) and Yasmani Grandal. David Duncan, Andrew Robinson (6), Chris Hicks (8), Brad Rulon (9), Taylor Wood (9) and Jason Haniger. W-C. Gutierrez. L-Rulon. HR-Blake Tekotte (UM), Yonder Alonso (2) (UM), Dave DiNatale (2) (UM), Grandal (UM), Jeff Rowland (GT), Luke Murton (GT).

Clemson. 10 13 2
Georgia Tech. 4 11 2
Trey Delk, Ryan Hinson (4), Casey Harman (7), Matt Vaughn (9) and Doug Hogan. Eddie Burns, Zach Von Tersch (7), Taylor Wood (8), Andrew Robinson (8), Chris Hicks (9), Brad Rulon (9) and Jason Haniger. W-Hinson. L-Von Tersch. HR-Jeff Schaus (C), Ben Paulsen (C), Wilson Boyd (C), Thomas Nichols (GT).

2009

**Durham, N.C.
Durham Bulls
Athletic Park**

Miami 8 9 1
Georgia Tech. 6 12 1
Travis Miller, Sam Robinson (3), David Gutierrez (4), Daniel Miranda (7), Kyle Bellamy (8) and Yasmani Grandal. Deck McGuire, Andrew Robinson (6), Jake Davies (6), Patrick Long (7), Zach Brewster (7); Mark Pope (9) and Jason Haniger. W-Gutierrez. L-McGuire. S-Bellamy.

Georgia Tech. 3 7 1
Boston College. 7 9 0
Jed Bradley, Zach Von Tersch (5), Jake Davies (6); Andrew Robinson (6), Zach Brewster (8), Kevin Jacob (8) and Jason Haniger. JB MacDonald, Kevin Moran (6), Mike Belfiore (9) and Tony Sanchez. W-MacDonald. L-Bradley.

Georgia Tech. 9 10 0
Florida State 2 10 1
Brandon Cumpton, Jake Davies (6), Andrew Robinson (6), Zach Brewster (7), Mark Pope (8), Kevin Jacob (8) and Jason Haniger. Hunter Scantling, Mark Peterson (5), Tyler Everett (6), Austin Wood (9) and Parker Brunelle. W-Cumpton. L-Scantling.

2010

**Greensboro, N.C.
NewBridge Bank
Park**

Virginia Tech 6 6 1
Georgia Tech. 2 4 0
Justin Wright and Steve Domec. Deck McGuire; Patrick Long (7); Taylor Wood (8); Luke Bard (9) and Cole Leonida. W-Wright. L-McGuire. HR-Wates (VT); Seaborn (VT). Dantzier (GT); Rowland (GT).

Georgia Tech. 17 11 1
NC State 5 6 5
15 innings
Brandon Cumpton; Buck Farmer (7) and Cole Leonida. Jake Buchanan; John Lambert (2); Ethan Ogburn (3); Nick Rice (6); Vance Williams (6); Nate King (7); Russell Wilson (7) and Pratt Maynard. W-Cumpton. L-Buchanan. HR-Riggins (NCS); Maynard (NCS).

Georgia Tech. 3 10 1
Clemson. 9 13 0
Jed Bradley; Patrick Long (5); Jake Davies (7); Andrew Robinson (8) and Cole Leonida. Will Lamb; Dominic Leone (7); Kevin Brady (8) and Spencer Kieboom. W-Lamb. L-Bradley. HR-Skole (GT). Parker (CU); Shaffer (CU).

2011

**Durham, N.C.
Durham Bulls
Athletic Park**

Clemson. 9 13 0
Georgia Tech. 0 6 2
Dominic Leone; David Haselden (6) and Spencer Kieboom; Phil Pohl, Mark Pope; Devin Stanton (7); DeAndre Smelter (8); Taylor Wood (9) and Zane Evans. W-Leone. L-Pope. HR-Epps (CU).

Georgia Tech. 6 15 2
NC State 5 9 0
Jed Bradley; Dusty Isaacs (6); Devin Stanton (6); Clay Dalton (7); Luke Bard (7); Kevin Jacob (12); Conner Kendrick (14); Matt Grimes (14) and Zane Evans. Chamra, R; Sasser, G (6); Easley, J (8); Overman, C (11); Ogburn, E (13) and Schaeffer, C; Canela, D; Maynard, P.
W-Grimes. L-Ogburn
HR-Matt Skole (GT).

Georgia Tech. 2 7 2
Florida State 4 7 2
Buck Farmer; Dusty Isaacs (7); Devin Stanton (7); Clay Dalton (7); DeAndre Smelter (7); Conner Kendrick (8) and Zane Evans. McGee, M.; Busch, B (6); Bennett, D (8) and Lopez, R.
W-McGee. L-Farmer.

2012

****CHAMPIONS**
Greensboro, N.C.
NewBridge Bank
Park**

Georgia Tech. 5 7 1
Florida State. 4 7 0
Buck Farmer; Alex Cruz (7) and Zane Evans. Scott Sitz; Brian Busch (5); Gage Smith (6); Kyle Bird (8); Hunter Scantling (9) and Stephen McGee.
W-Farmer. L-Sitz. S-Cruz.
HR-Davies 2 (GT). Ramsey (FS).

Virginia. 5 9 0
Georgia Tech. 17 14 2
7 innings
Scott Silverstein; Nick Howard (3); Austin Young (4) and Nate Irving. Cole Pitts; Dusty Isaacs (6) and Connor Lynch.
W-Pitts. L-Silverstein.
HR-Davies (GT), Evans (GT), Hyde (GT).

Georgia Tech. 5 10 1
Clemson. 1 5 2
Jake Davies; Alex Cruz (7) and Zane Evans. Kevin Pohle; Scott Firth (3); Joseph Moorefield (9) and Spencer Kieboom.
W-Davies. L-Pohle. S-Cruz.
HR-Davies (GT). Wilkerson (CU).

Championship Game

Georgia Tech. 8 15 3
Miami 5 5 3
Josh Hedding; Jarrett Didrick (3); Zane Evans (7) and Connor Lynch. Javi Salas; Vince Kosak (2); Christian Diaz (3); Adam Sargent (6); AJ Salcines (7); Eric Nedeljkovic (8) and Garrett Kennedy.
W-Didrick. L-Salcines. S-Evans.
HR-Hyde (GT). Broad (UM).

2013

**Durham, N.C.
Durham Bulls
Athletic Park**

Georgia Tech. 4 9 0
Florida State. 3 6 0
Buck Farmer; Daniel Palka (8) and Zane Evans. Scott Sitz; Billy Strode (8); Robby Coles (9) and Stephen McGee.
W-Palka. L-Coles.
HR-Murray (GT); Hyde (GT).

Virginia. 8 9 0
Georgia Tech. 2 10 2
Scott Silverstein; Josh Sborz (9) and Nate Irving. Dusty Isaacs; Joe Wiseman (6); Cole Pitts (6); DeAndre Smelter (9) and Mitch Earnest.
W-Silverstein. L-Isaacs.
HR-Downes (VA), Howard (VA), Towns (VA).

Georgia Tech. 2 7 0
Virginia Tech. 3 10 1
Jonathan King; Alex Cruz (7); Daniel Palka (7) and Zane Evans; Mitch Earnest. Devin Burke; Clark Labitan (8) and Chad Morgan.
W-Burke. S-Labitan. L-King.
HR-Pinder (VT).

2014

****CHAMPIONS**
Greensboro, N.C.
NewBridge Bank
Park**

Georgia Tech. 5 13 0
Wake Forest. 3 11 1
Matthew Grimes; Sam Clay (5); Dusty Isaacs (8) and Mitch Earnest. Jack Fischer; Max Tishman (6); Parker Dunshee (6) and Ben Breazeale.
W-Clay. L-Fischer. S-Isaacs

Georgia Tech. 6 14 0
Miami 3 9 1
Josh Hedding; Dusty Isaacs (8) and Arden Pabst. Andrew Suarez; Cooper Hammond (7); Thomas Woodrey (9) and Garrett Kennedy.
W-Hedding. L-Hammond.
S-Isaacs.
HR-Carey (UM).

Duke 6 14 1
Georgia Tech. 0 5 0
Drew Van Orden and Mike Rosenfeld. Ben Parr; Jonathan Roberts (6); Zac Ryan (8); Ben Schniederjans (9) and Arden Pabst.
W-VanOrden. L-Parr.
HR-Perez (DU). Betts (DU). Deitrich (DU).

Georgia Tech. 3 9 0
Clemson. 0 4 3
Dusty Isaacs; Sam Clay (6) and Mitch Earnest. Clate Schmidt; Matt Campbell (9) and Chris Okey.
W-Isaacs. L-Schmidt. S-Clay
HR-Hyde (GT).

Championship Game

Georgia Tech. 9 13 0
Maryland 4 9 1
Devin Stanton; Matthew Grimes (4); Jonathan Roberts (7); Ben Parr (8); Sam Clay (9) and Mitch Earnest. Jake Drossner; Bobby Ruse (6); Kevin Mooney (7); Ben Brewster (8); Taylor Stiles (9) and Kevin Martir.
W-Roberts. L-Mooney.
HR-Schmidt (UM).

ACC TOURNAMENT BOX SCORES

2015

Durham, N.C. Durham Bulls Athletic Park

Georgia Tech. 0 1 2
Virginia. 11 13 0
Jonathan King; Cole Pitts(4);
Devin Stanton(5); Matthew
Gorst(6) and Arden Pabst. Josh
Sborz and Robbie Coman.
W-Sborz. L-King.

2016

Durham, N.C. Durham Bulls Athletic Park

Georgia Tech. 6 13 0
Boston College. 0 9 0
Brandon Gold; Matthew Gorst (7)
and Arden Pabst. Jesse Adams;
Mike King (5); John Nicklas (8);
Bobby Skogsbergh (8) and Nick
Sciortino.
W-Gold. L-Adams. S-Gorst.
HR-Gonzalez (GT); English (GT);
Craport (GT).

Georgia Tech. 0 5 1
Miami. 4 6 1
Jake Lee; Ben Parr (1); Micah
Carpenter (8) and Joey Bart.
Jesse Lepore; Frankie Bartow
(7); Bryan Garcia (9) and Zack
Collins.
W-Lepore. L-Lee.
HR-Collins (UM).

Florida State. 6 10 1
Georgia Tech. 1 6 0
Cole Sands; Jim Voytes (6);
Chase Haney (9) and Cal Ra-
leigh. Zac Ryan; Keyton Gibson
(4); Bailey Combs (8) and Arden
Pabst.
HR-Sansone (FSU); Busby (FSU).

NC State. 7 8 1
Georgia Tech. 5 11 2
Brian Brown; Chris Williams (5);
Austin Staley (9); Will Gilbert (10);
Johnny Piedmonte (12) and An-
drew Knizner. Cole Pitts; Matthew
Gorst (5); Burton Dulaney (10);
Jared Datoc (12) and Joey Bart.
W-Gilbert. L-Dulaney. S-Pied-
monte.
HR-Deatherage (NCSU);
Kinneman (NCSU); Shepard
(NCSU).

2017

Louisville, Ky. Louisville Slugger Field/ Jim Patterson Stadium

Georgia Tech. 5 10 0
Miami. 6 13 1
Jake Lee; Jared Datoc (3); Zac
Ryan (7) and Kyle McCann. Evan
McKendry; Frankie Bartow (5);
Cooper Hammond (7); Andrew
Cabezas (7) and Joe Gomez.
W-Cabezas. L-Ryan.
HR-Burns (UM); Tackett (UM).
* Louisville Slugger Field

Wake Forest. 5 6 0
Georgia Tech. 4 13 2
Xzavion Curry; Connor Thomas
(7); Micah Carpenter (9) and
Kyle McCann. John McCarren;
Morgan McSweeney (5); Carter
Bach (7); Chris Farish (7); Drew
Loeprich (8); Colin Peluse (9)
and Logan Harvey.
W-Loeprich. L-Carpenter.
S-Peluse.
HR-Sheets (WF).
* Jim Patterson Stadium

2018

Durham, N.C. Durham Bulls Athletic Park

Pittsburgh. 2 4 1
Georgia Tech. 1 4 0
Xzavion Curry; Andy Archer (8);
Tristin English (9) and Joey Bart.
Matt Pidich; RJ Freure (8) and
Cole MacLaren.
W-Pidich. L-Curry.

Georgia Tech. 0 4 2
North Carolina. 9 11 1
Connor Thomas; Andy Archer (4);
Tristin English (4) and Joey Bart.
Gianluca Dalatri; Austin Bergner
(6); Joey Lancellotti (8); Rod-
ney Hutchison (9) and Brandon
Martorano.
W-Dalatri. L-Thomas.
HR-Martorano (UNC); Gahagan
(UNC).

2019

RUNNER-UP Durham, N.C. Durham Bulls Athletic Park

Georgia Tech. 12 13 1
Notre Dame. 6 11 5
Amos Willingham; Jonathan
Hughes, Luke Bartnicki and
Keyton Gibson (7). Tommy Shee-
han; Cameron Brown (4); Shane
Combs (5); Evan Tenuta and
Zack Martin (6); Anthony Hol-
ubecky (8); Andrew Belcik and
Jack Sheehan (9).
W-Willingham. L-Sheehan.
S-Gibson.

Duke. 4 9 0
Georgia Tech. 5 10 0
Ben Gross; Matt Dockman (6);
Thomas Girard (7). Connor
Thomas; Luke Bartnicki (7); Tris-
tin English (8).
W-English. L-Girard.
HR-McCann (GT); English (GT)

NC State. 2 6 0
Georgia Tech. 9 11 0
J. Parker; Harrison (5); Cotter (7);
Justice, B. Nelson, Silver, A. Blake
(8). Keyton Gibson; Jonathan
Hughes (4); Jake Lee (9).
W-Hughes. L-Parker.
HR-Guldberg (GT); English (GT).

Championship Game

North Carolina. 10 12 1
Georgia Tech. 2 4 0
Connor Ollio; Hansen Butler (3);
Joey Lancellotti (6); Tyler Baum
(9). Cort Roedig; Luke Bartnicki
(5); Jake Lee and Micah Carpen-
ter (6); Walker Barlow (7); Robert
Winborne (8).
W-Butler. L-Bartnicki.
HR-Busch (UNC); Sabato (UNC);
McGee (UNC); Martorano (UNC).

2021

Charlotte, N.C. Truist Field

Georgia Tech. 5 8 0
Clemson. 11 11 1
Dalton Smith; Josiah Siegel (4);
John Medich (6); Brody West-
brooks (7). Davis Sharpe; Nick
Hoffmann (8); Ty Olenchuk (9).
W-Sharpe. L-Smith.
HR-Jenkins (GT); Reid (GT);
Parker (UC); Hckenberg (UC);
Teodosio (UC).

Louisville. 8 12 2
Georgia Tech. 9 15 3
Poland; Kuehner (5); Elliott (8);
Kirian (8); Schmeltz (12); L.
Smith (12). Brant Hurter; Andy
Archer (3); Sam Crawford (5);
Zach Maxwell (5); Luke Bartnicki
(8); Chance Huff (11); Joseph
Mannelly (11); Dawson Brown
(12).
W-Brown. L-L. Smith.
HR-Metzinger (UL); Davis (UL);
Dunn (UL); Binelas (UL); Parada
(GT); Jenkins (GT).

NC State. 8 6 0
Georgia Tech. 1 4 2
Sam Highfill; Evan Justice (7).
Marquis Grissom, Jr.; Luke
Bartnicki (4); Chance Huff (8);
Joseph Mannelly (9).
W-Highfill. L-Grissom.
S-Justice.
HR-McDonough (NCSU); Tresh
(NCSU).

2022

Charlotte, N.C. Truist Field

Pitt. 12 16 1
Georgia Tech. 6 11 2
John Medich; Sam Crawford (6);
Dawson Brown (6); Zach Maxwell
(8); Josiah Siegel (9); Cole Mc-
Namee (9); Camron Hill (9).
W-Gilbertson. L-Crawford.
HR-Washington (UP); Hulett (UP);
Borden (GT).

Georgia Tech. 9 14 1
Louisville. 4 10 1
Marquis Grissom, Jr.; Dawson
Brown (7).
W-Grissom, Jr. L-Grundy.
HR-None.

GEORGIA TECH AT THE ACC TOURNAMENT

Year	Record
1980	0-1
1981	1-2
1982	1-2
1983	0-2
1984	3-2 runner-up
1985	5-0 Champions
1986	5-0 Champions
1987	4-1 Champions
1988	4-1 Champions
1989	1-2
1990	1-2
1991	3-2 runner-up
1992	2-2
1993	1-2
1994	2-2
1995	1-2
1996	2-2
1997	1-2
1998	1-2
1999	1-2
2000	5-0 Champions
2001	2-2
2002	2-2
2003	5-1 Champions
2004	3-2 runner-up
2005	4-0 Champions
2006	3-2
2007	1-2
2008	1-2
2009	1-2
2010	1-2
2011	1-2
2012	4-0 Champions
2013	1-2
2014	4-1 Champions
2015	0-1
2016	1-3
2017	0-2
2018	0-2
2019	3-1 runner-up
2020	N/A*
2021	1-2
2022	1-1

TOTALS 83-67

9-time Champions

*no ACC Tournament due to Covid-19
pandemic

HISTORY

NCAA TOURNAMENT HISTORY

GEORGIA TECH'S ALL-TIME NCAA TOURNAMENT RECORD: 77-69 (.527)

Regionals: 69-58 (.548); 34 appearances

Super Regionals: 4-6 (.400); 5 appearances

College World Series: 4-5 (.444); 3 appearances (1994, 2002, 2006)

NCAA RECORDS BY VENUE

	<i>Regional</i>	<i>Supers</i>	<i>CWS</i>	<i>Overall</i>	<i>Last</i>
Alex Box Stadium, Baton Rouge, La.	3-4	--	--	3-4	1996
Dick Howser Stadium, Tallahassee, Fla.	5-4	--	--	5-4	1991
Dudy Noble Field, Starkville, Miss.	2-2	--	--	2-2	1997
Eck Stadium-Tyler Field, Wichita, Kan.	7-3	--	--	7-3	1998
Foley Field, Athens, Ga.	2-4	--	--	2-4	2008
Hawkins Field, Nashville, Tenn.	5-4	--	--	5-4	2021
Lindsey Nelson Stadium, Knoxville, Tenn.	2-4	--	--	2-4	2022
Mark Light Stadium, Miami, Fla.	5-4	--	--	5-4	1988
McKethan Stadium, Gainesville, Fla.	7-8	--	--	7-8	2016
Rosenblatt Stadium, Omaha, Neb.	--	--	4-5	4-5	2006
Russ Chandler Stadium, Atlanta, Ga.	26-15	4-6	--	30-21	2019
Sims Legion Park, Gastonia, N.C.	4-4	--	--	4-4	1971
Swayze Field, Oxford, Miss.	1-2	--	--	1-2	2014
Totals	69-58	4-6	4-5	77-69	2022

REGIONAL/SUPER REGIONAL PLAY

<i>Opponent</i>	<i>Record</i>	<i>Last Mtg</i>	<i>Opponent</i>	<i>Record</i>	<i>Last Mtg</i>
Alabama	2-3	2010	Mercer	1-0	2010
Alabama State	1-0	2022	Miami	2-4	1989
Arizona State	0-1	1998	Mississippi State	1-3	2011
Arkansas	1-1	1998	Navy	1-0	1986
Auburn	0-2	2019	New Orleans	1-1	1996
Austin Peay	2-1	2011	Ohio State	0-1	1993
Bethune-Cookman	1-0	2016	Oklahoma State	1-1	1998
California	0-2	1995	Rider	0-1	1987
Campbell	1-1	2022	St. John's	1-1	1991
Central Florida	0-1	1989	Southern Mississippi	2-2	2011
Central Michigan	1-0	1985	South Carolina	4-2	2005
Clemson	0-1	1959	S.E. Missouri State	1-0	1998
Coastal Carolina	3-1	2019	Southern California	0-2	2000
College of Charleston	4-0	2012	Stetson	3-1	2006
Connecticut	2-1	2016	Tennessee	0-4	2022
East Carolina	0-1	2003	Tennessee Tech	1-0	1997
East Tennessee State	1-0	2013	Texas A&M	1-1	1992
Eastern Kentucky	1-0	1985	Texas Tech	2-0	2004
Elon	1-0	2009	Tulane	1-0	1996
Florida	0-3	2016	Vanderbilt	3-3	2021
Florida A&M	1-0	2019	Villanova	0-1	1989
Florida Atlantic	2-0	2002	VCU	1-0	1988
Florida State	1-2	1985	Washington	2-4	2014
Furman	1-0	2005	Western Carolina	1-0	1986
George Mason	1-0	1992	Wichita State	1-1	1994
George Washington	1-0	1959			
Georgia	2-6	2008			
Georgia Southern	1-0	2000			
Georgia State	1-0	2009			
Houston	0-1	1990			
Illinois	1-1	2013			
Indiana State	2-0	2021			
Jacksonville State	2-0	2014			
Liberty	1-0	1993			
Lipscomb	1-0	2008			
Louisiana-Lafayette	1-0	1997			
LSU	0-2	1996			
Louisville	1-0	2008			
Maryland	1-0	1971			

OVERALL REG./SR RECORD . . 73-64

COLLEGE WORLD SERIES

<i>Opponent</i>	<i>Record</i>	<i>Last Mtg</i>
Cal State Fullerton	2-1	2006
Clemson	0-2	2006
Florida State	1-0	1994
Oklahoma	0-1	1994
South Carolina	1-1	2002

OVERALL CWS RECORD 4-5

ALL-COLLEGE WORLD SERIES TEAM

1994	Jason Varitek	C
	Nomar Garciaparra	SS
	Brad Rigby	P
2002	Victor Menocal	SS

ALL-REGIONAL SELECTIONS

1985	Rob Beistline	P	Danny Payne	OF	
	Scott Jordan	OF	Blake Wood	P	
1986	Keith Fleming	P	2006	Matt Wieters (MVP)	C
	Mike Fowler	OF		Mike Trapani	2B
	Keith Kerver	SS		Michael Fisher	SS
	Riccardo Ingram	OF		Jeff Kindel	OF
1988	Marty Durkin	3B		Ryan Turner	P
	Billy Parham	1B	2008	Jason Haniger	C
1989	Darren Bragg	OF		Charlie Blackmon	OF
1991	Carlton Fleming	2B	2009	Matt Skole	3B
	Reggie Johnson	DH		Luke Murton	OF
1992	Brett Binkley	P		Jay Dantzler	DH
	Nomar Garciaparra	SS	2010	Deck McGuire	P
	Michael Smith	OF		Jacob Esch	2B
1993	Chris Myers	P		Jay Dantzler	OF
	Jay Payton	OF	2011	Zane Evans	C
1994	Nomar Garciaparra (MVP)	SS		Daniel Palka	DH
	Jason Varitek	C		Matt Skole	3B
	Scott Byers	1B	2012	Sam Dove	3B
	Jay Payton	OF		Zane Evans	C
	Brad Rigby	P		Brandon Thomas	OF
1996	Mark Fischer	OF	2013	Zane Evans	DH
	J.J. Thomas	DH		Josh Hedding	P
1997	J.J. Thomas	1B		Mott Hyde	SS
	Kris Wilson	P		Kyle Wren	OF
1998	Matthew Boggs	2B	2014	Ryan Peurifoy	OF
	Jay Hood	SS	2016	Joey Bart	C
2000	Bryan Prince (MVP)	C		Wade Bailey	2B
	Richard Lewis	2B		Matt Gonzalez	3B
	Victor Menocal	SS		Tristin English	1B
	Brad Stockton	OF	2019	Kyle McCann	C
	Mark Teixeira	3B		Tristin English	1B/P
	Cory Vance	P		Luke Waddell	SS
2002	Victor Menocal (MVP)	SS		Nick Wilhite	OF
	Kyle Bakker	P	2021	Luke Waddell	SS
	Chris Goodman	P		Justyn-Henry Malloy	3B
	Jeremy Slayden	OF		Drew Compton	DH
2003	Clifton Remole	DH		Andy Archer	P
2004	Eric Patterson (MVP)	2B	2022	Kevin Parada	C
	Whit Robbins	1B		Andrew Jenkins	1B
	Tyler Greene	SS		Chandler Simpson	2B
	Clifton Remole	OF		Stephen Reid	RF
	Micah Owings	P		Zach Maxwell	P
	Andrew Kown	P			
2005	Tim Gustafson (MVP)	P			
	Tyler Greene	SS			
	Andy Hawranick	C			
	Jeff Kindel	OF			

NCAA TOURNAMENT BOX SCORES

1959

District III Playoff Gastonia, N.C. Sims Legion Park

Record: 1-2
Selection: At-large

Georgia Tech. 6 6 4
Clemson. 9 6 1
Bud Blemker and George Inman;
Bailey Hendley, Harold Stowe (8)
and Bob Dempsey. W—Hendley,
L—Blemker. HR—Doug Hoffman
(C).

George Washington . . . 8 3
Georgia Tech. 7 9 2
Ed Chambliss and Roland Toups;
Campana, Padgett (5) and Gatti.
W—Chambliss. L—Campana.

Florida State 16 13 2
Georgia Tech. 9 10 7
Ron Fraser, Carl Nelson (9) and
Bill Westendick; Harry Davis,
Curt Beavers (3), Jimmy Nail
(6), George Costner (8), Jimmy
Hyder (9) and Roland Toups,
George Inman (9). W—Fraser,
L—Davis. HR—Charlie Rodgers
(FSU), Roger Kaiser (GT).

1971

RUNNER-UP District III Playoff Gastonia, N.C. Sims Legion Park

Record: 3-2
Selection: At-large

Miami 4 7 1
Georgia Tech. 3 7 5
Tom Borzecky and Al Volpe;
Mike Sorrow, Bob Jobson (6)
and H.F. Reagin. W—Borzecky,
L—Sorrow. HR—Bob Blane (GT),
Jim Hargrave (GT).

Georgia Tech. 9 12 0
Maryland 4 10 2
Mike Schisler and H.F. Reagin;
Bob Grossman, Mike Chadick
(1), John Petronaci (9) and Skip
Smith. W—Schisler. L—Gross-
man. HR—Mike Chadick (M),
Randy Kurtz (M).

Georgia Tech. 5 8 0
Miami 3 5 1
Bill Pridgen and Mike Moore;
Mike Larkin, Terry Brown (6),
Bob Bartlett (6), Ralph Maza
(7), Dave Patrylo (9) and Al
Volpe. W—Pridgen. L—Brown.
HR—Volpe.

Mississippi State . . . 8 11 2
Georgia Tech. 20 20 3
Myrick, Pritchard (1), Henderson
(1), Hudson (2), Eichmeier (3)
and Irvin; Bob Jobson, Greg
Baldwin (9) and Mike Moore.
W—Jobson. L—Myrick.

Finals

Georgia Tech. 2 9 3
Mississippi State . . . 5 11 1
Mike Sorrow and Mike Moore;
Jerry Thompson and David Voss.
W—Thompson. L—Sorrow. HR—
Dave Phares (MSU), two on, two
out, 9th inning.

1985

RUNNER-UP South II Regional Seminole Stadium Tallahassee, Fla.

Record: 3-2
Selection: Automatic
Seed: No. 3

Georgia Tech. 7 10 2
Central Michigan . . . 6 15 2
Kevin Brown, Keith Fleming (7)
and Jeff Mons; Eric Wilson, Bob
Cavanaugh and Rob Herzog.
W—Fleming. L—Cavanaugh. HR—
Jeff Distasio (GT), Dan Cronkrigt
(CM).

Florida State 9 9 0
Georgia Tech. 1 4 5
Mike Loynd and Barry Blackwell;
Roger Kinard, Keith Fleming (6),
John Stewart (6), Todd Shiver (8)
and Jeff Mons, Pete Stephens
(9). W—Loynd. L—Kinard.

Eastern Kentucky. . . 13 18 5
Georgia Tech. 14 13 2
Ed Norkus, Joel Stockford (5),
Sherman Bennett (9) and John
Miles; John Horn, Roger Roddy
(5), Keith Fleming (7) and Jeff
Mons, Pete Stephens (9). W—
Fleming. L—Bennett. HR—Rob-
ert Moore (EK), Bob Moranda
(EK), Jeff Distasio (GT) 2.

Georgia Tech. 8 11 2
Florida State 3 9 4
Rob Beistline and Jeff Mons;
Ray Revak, Paul Thomas (2),
Richie Lewis (6), Doug Little (9)
and Barry Blackwell. W—Beist-
line. L—Revak.

Finals

Georgia Tech. 5 12 1
Arkansas 7 11 2
Kevin Brown and Jeff Mons;
Fred Farwell, Tim Deitz (9) and
Doyle Wilson. W—Farwell. L—
Brown. HR—Jeff Distasio (GT),
Jeff King (A), Steve Clements (A).
Steve Kelly and Bryan Prince.
Kyle Sleeth, Dave Bush (8) and
Jason Aquilante. W—Sleeth.
L—Kelly. S—Bush. HR—Richard
Lewis (GT), Jamie D'Antona
(WF), Stephen Ghutzman (WF).

Georgia Tech. 4 10 4
NC State 6 11 1
Philip Perry, Brian Burks (8), Jeff
Watchko (8) and Bryan Prince.
Josh Blanton, Josh Miller (5) and
Coit Morton. W—Miller. L—Burks.
HR—Coit Morton (NCS), Joe Gai-
ette (NCS).

1986

RUNNER-UP Atlantic Regional Mark Light Stadium Miami, Fla.

Record: 3-2
Selection: Automatic
Seed: No. 2

Georgia Tech. 9 16 1
Navy 8 13 4

14 innings

Kevin Brown, John Stewart (4),
Roger Roddy (5), Jim Poole (6),
Keith Fleming (8) and Jeff Mons;
Drew Tanner, Todd Bibza (5),
Dave Landwehr (9), Tony Faust
(10), Steve Wieman (11) and
Ted Wallace, Charlie Howsare (9),
Zach Scruton (13). W—Flem-
ing. L—Wieman. HR—K.G. White
(GT), Riccardo Ingram (GT).

Western Carolina . . . 7 13 3
Georgia Tech. 8 10 4

11 innings

Brian Tebo, Gary Shamp (4) and
Darryl Rogers, Tony Myers (11);
Roger Kinard, Roger Roddy (4),
John Stewart (6), Keith Fleming
(6) and Jeff Mons. W—Fleming.
L—Shamp. HR—K.G. White (GT),
Frank Bolick (GT).

Georgia Tech. 6 9 3
Miami 7 9 3

10 innings

Todd Shiver, Keith Fleming (10)
and Jeff Mons; Will Vespe, Kevin
Ryan (7), Rick Raether (7), Mike
Gibbons (10) and Chris Magna.
W—Gibbons. L—Shiver.

Alabama 6 8 2
Georgia Tech. 12 15 3
Meridith Sanford, Jake Stout (5),
Greg Hibbard (7), Chris Taylor (8)
and Doug Duke; Kevin Brown,
John Stewart (5) and Jeff Mons.
W—Brown. L—Stout. HR—Duke
(A), Billy Parham (GT).

Finals

Miami 15 20 1
Georgia Tech. 9 13 1
Chris Lee, Don Davies (5), Mike
Gibbons (6), Rick Raether and
Frank Dominguez; Roger Kinard,
Roger Roddy (4), Keith Fleming
(6), Jim Poole (7), Scott Erwin (9)
and Jeff Mons. W—Gibbons. L—
Fleming. SV—Raether. HR—Mike
Fowler (GT) 2.

1987

Northeast Regional Russ Chandler Stadium Atlanta, Ga.

Record: 0-2
Selection: Automatic
Seed: No. 1

Rider 8 13 0
Georgia Tech. 5 10 4
Ron Kroschwitz, Ken Kremer (8)
and Ed Horowitz; Todd Shiver,
John Davis (5), Jim Poole (9)
and David Ivester, Blake Burke
(9). W—Kroschwitz. L—Shiver.
SV—Kremer. HR—Ken Kremer (R)
2, Blake Burke (GT).

Georgia 5 11 0
Georgia Tech. 1 1 3
Scott Broadfoot and Roger Miller;
Roger Kinard, Jim Poole (9)
and David Ivester. W—Broadfoot.
L—Kinard. HR—Rich Bielski (GA),
Steve Carter (GA), Blake Burke
(GT).

1988

THIRD PLACE Atlantic Regional Mark Light Stadium Miami, Fla.

Record: 2-2
Selection: Automatic
Seed: No. 2

5 VCU 6 9 3
2 Georgia Tech. 9 11 6
Jerry Dipoto, Tony Helmick (1),
Jeff Zona (1), Mark Dunford (6),
Danny Flanagan (8) and Adam
Knically; Scott Erwin, Joe Wise
(5) and David Ivester. W—Wise.
L—Zona.

2 Georgia Tech 7 9 2
3 South Carolina . . . 6 12 1
John Davis, Jon George (6), Jim
Poole (7) and David Ivester; Joe
Cardwell, Bobby Underwood (6),
Tony Spires (8), and Mark Nel-
son. W—Davis. L—Cardwell.
SV—Poole. HR—K.G. White
(GT) 2.

1 Miami 4 9 1
2 Georgia Tech 2 4 3
Steffen Majer, Dan Bruckner (8),
Joe Grahe (8) and Frank Dom-
inguez; Doug Creek, Jim Poole (9)
and David Ivester. W—Majer. L—
Creek. SV—Grahe.

2 Georgia Tech 0 2 1
3 South Carolina . . . 5 10 0
Sam Drake, Joe Wise (6), Jim
Poole (7) and David Ivester;
Brian Williams and Mark Nelson.
W—Williams. L—Drake.
HR—Bobby Underwood (SC).

1989

East Regional McKethan Stadium Gainesville, Fla.

Record: 1-2
Selection: At-large
Seed: No. 3

Central Florida 6 6 0
3 Georgia Tech 4 9 2
Brian Ahern and Bobby Kiser;
Scott Erwin, Jimmy Redovian (8)
and Jon Anderson. W—Ahern.
L—Redovian. HR—Darren Bragg
(GT).

3 Georgia Tech 9 12 1
Miami 7 7 2
Doug Creek, Jimmy Redovian
(9) and Jon Anderson; Greg
Knowles, Oscar Munoz (5), Scott
Sharts (7) and Chris Hirsch. W—
Creek. L—Knowles. SV—Redo-
vian. HR—Henry Hernandez (M),
Will Vespe (M), Jon Anderson
(GT), Darren Bragg (GT).

Villanova 18 20 4
3 Georgia Tech 16 15 3

10 innings

Mike Schick, Scott Marks (2),
Brian Kenny (4), Bob McCreary
(5), Mike Wismer (7), Rata-
fel Novoa (9) and Dan Farren,
Dan Swallow (4), Brian Blake
(5), Mike Svanson (8). Marc
Pisciotta, Jon George (6), Mike
Hostetter (6), Jimmy Redovian
(6), John Davis (9) and Jon An-
derson. W—Wismer. L—Davis.
HR—Gary Scott (V).

1990

South I Regional Alex Box Stadium Baton Rouge, La.

Record: 0-2
Selection: At-large
Seed: No. 4

4 Georgia Tech 2 11 1
3 Houston 4 8 1
Mike Hostetter, Brent Colson (6)
and Paul Mears, Dave Wiggins
(8); Keith Darter, Al Benavides
(6). W—Darter. L—Hostetter.
SV—Benavides. HR—Mike Reyn-
olds (GT), Phil Lewis (H), Fred
Hinojosa (H).

1 Louisiana State . . 11 13 2
4 Georgia Tech 5 13 1
Paul Byrd, Mike Sirota (8) and
Gary Hymel; Doug Creek, Joe
Wise (5), Billy Harris (5), Marc
Pisciotta (6) and Paul Mears, An-
thony Malsano (9). W—Byrd. L—
Creek. HR—Darren Bragg (GT).

1991

THIRD PLACE Atlantic Regional Dick Howser Stadium Tallahassee, Fla.

Record: 2-2
Selection: At-large
Seed: No. 3

4 St. John's 5 11 3
3 Georgia Tech 4 12 1
Tom Danulevith, Ken Grzelaczyk
(6), Eric Reichenbach (8) and
Anthony Criscuolo; Doug Creek,
Brent Colson (8) and Jason
Varitek, Paul Mears (9). W—Gr-
zelaczyk. L—Colson. SV—Re-
ichenbach. HR—Keith Rader
(S.J), Denis Durland (S.J).

3 Georgia Tech . . . 11 16 1
6 Coastal Carolina . . 7 14 1
Marc Pisciotta, Billy Harris (8)
and Jason Varitek; Mike Davis,
Chris Hanrahan (4), Dave Loria
(7) and Pete Schramka. W—Pi-
sciotta. L—Davis. SV—Harris.
HR—Reggie Johnson (GT), Pete
Leszczynski (CC).

4 St. John's 4 4 1
3 Georgia Tech 5 7 1
Ken Lichtenberg, Mike Kress (4),
Eric Reichenbach (7) and An-
thony Criscuolo; Brent Colson,
Chris Myers (7) and Jason Varitek.
W—Colson. L—Lichtenberg. SV—
Myers. HR—Denis Durland (S.J).

2 Alabama 8 12 3
3 Georgia Tech 4 7 1
Joe Vitiello, Ben Short (7) and
Matt Allen, Chris Barnes (9);
Brett Binkley, Billy Harris (6), Ke-
vin Hilton (8), Chris Myers (9) and
Jason Varitek. W—Short. L—Har-
ris. HR—Hunter Plott (A).

HISTORY

NCAA TOURNAMENT BOX SCORES

1992

**THIRD PLACE
East Regional
McKethan Stadium
Gainesville, Fla.****Record: 2-2****Selection: At-large
Seed: No. 2**

5 George Mason . . . 4 10 1
2 Georgia Tech . . . 5 8 0
Edson Hoffman, Todd Harris (8) and Chris Widger. Brent Colson, Chris Myers (5), Brett Binkley (8) and Jason Varitek. W-Binkley. L-Hoffman. HR-Chris Burr (GM).

2 Georgia Tech . . . 3 12 2
3 Texas A&M . . . 2 8 0

10 innings

Brad Rigby, Brett Binkley (8) and Jason Varitek. Brian Harrison, James Nix (10) and Rob Trimble, John Keller (9). W-Binkley. L-Nix.

3 Texas A&M 7 12 1
2 Georgia Tech . . . 5 11 3
Brian Parker, James Nix (5) and John Keller, Rob Trimble (8). David Albert, Al Gogolin (4) and Jason Varitek. W-Nix. L-Albert. HR-Mike Hickey (T).

2 Georgia Tech . . . 2 9 1
4 California 3 7 1
Brent Colson, Brett Binkley (7) and Jason Varitek. Mike Cather, Jon Zuber (9) and Reed Aljian, Dan Trump (8). W-Cather. L-Binkley. SV-Zuber. HR-Varitek.

1993

**THIRD PLACE
Atlantic Regional
Russ Chandler
Stadium
Atlanta, Ga.****Record: 2-2****Selection: At-large
Seed: No. 1**

6 Liberty 1 2 3
1 Georgia Tech . . . 4 7 1
Rich Humphrey and Beau Martin. Brad Rigby, Chris Myers (9) and Jason Varitek. W-Rigby. L-Humphrey. SV-Myers.

1 Georgia Tech . . . 4 8 1
4 Ohio State 7 13 0
David Albert, Brett Binkley (5) and Jason Varitek. Chris Granata and Tony Khoury. W-Granata. L-Albert. HR-David Newhan (GT), Chris Williams (OSU), Gary Jones (OSU), Jay Payton (GT).

2 South Carolina . . . 0 4 2
1 Georgia Tech . . . 12 9 2
Matt Threehouse, J.J. Pearsall (6), Ted Rose (6), Craig Ross (8) and Mike Tarter. Al Gogolin and Jason Varitek. W-Gogolin. L-Threehouse. HR-David Newhan (GT).

1 Georgia Tech . . . 4 6 2
3 Wichita State . . . 5 11 4

10 innings

Chris Myers, Brett Binkley (9) and Jason Varitek. Brandon Baird, Darren Dreifort (7) and Adam McCollough. W-Dreifort. L-Binkley. HR-Dreifort (WS).



1994

****REGIONAL CHAMPION**
Midwest II Regional
Eck Stadium-Tyler
Field
Wichita, Kan.****Record: 4-1****Selection: At-large
Seed: No. 1**

6 Connecticut 0 5 1
1 Georgia Tech . . . 7 11 1
Aaron Quinn and Kyle Cooney. Al Gogolin, Carlos Cason (9) and Jason Varitek. W-Gogolin. L-Quinn. HR-Jay Payton (GT).

3 Wichita State . . . 4 2 1
1 Georgia Tech . . . 13 14 0
Mike Drumright, Jason Jordan (7), Travis Wyckoff (8), Jamie Bluma (8), Braden Looper (8) and Adam McCollough. Brad Rigby and Jason Varitek. W-Rigby. L-Drumright. HR-Jason Varitek (GT).

1 Georgia Tech . . . 6 7 1
5 Washington 2 6 0
Chris Myers and Jason Varitek. Jamie Day and Christian Shewey. W-Myers. L-Day. HR-Jon VanderGriend (W), Nomar Garciaparra (GT).

1 Georgia Tech . . . 9 14 3
5 Washington . . . 12 17 2

14 innings

Shane McGill, Geoff Duncan (4), Tucker Barr (5), Matt Saier (10) and Jason Varitek. Tim Campbell, Brett Merrick (8), Brandon Irvine (9), Justin Bice (10) and Christian Shewey, Shawn Mahle (14). W-Bice. L-Saier. HR-Brian Loucks (W), Jay Payton (GT).

Finals

5 Washington 7 19 6
1 Georgia Tech . . . 18 18 1
Derek Carpenter, Matt Gies (1), Matt Smith (8), Eric Schmidt (7) and Shawn Mahle. Al Gogolin, Carlos Cason (9) and Jason Varitek. W-Gogolin. L-Carpenter. HR-Jon VanderGriend (W), Nomar Garciaparra (GT).

**NATIONAL RUNNER-UP
College World Series
Rosenblatt Stadium
Omaha, Neb.****Record: 3-1****Seed: No. 2**

7 Cal State Fullerton . 0 3 0
2 Georgia Tech 2 5 2
Mike Parisi, Chad Rolish (8), Dan Ricabal (8) and Bret Hemphill. Brad Rigby and Jason Varitek. W-Rigby. L-Parisi. HR-Michael Sorrow (GT).

2 Georgia Tech . . . 12 12 3
6 Florida State 4 8 4

10 innings

Al Gogolin, Chris Myers (8), Tucker Barr (10) and Jason Varitek. Jonathan Johnson, Phil Olson (9), David Yocum (10), Chuck Howell (10) and Mike Martin. W-Myers. L-Olson. HR-Jason Varitek (GT), Matt Saier (GT).

Georgia Tech 3 11 2
Cal State Fullerton . . 2 11 1

12 innings

Brad Rigby, Chris Myers (9) and Jason Varitek. Mike Parisi, Ted Silva (8), Chad Rolish (12), Matt Wagner (12) and Bret Hemphill. W-Myers. L-Silva. HR-Jay Payton (GT), Jeremy Giambi (CSF), Nomar Garciaparra (GT).

National Championship

Georgia Tech 5 10 4
Oklahoma 13 16 0
Al Gogolin, Chris Myers (4), Shane McGill (7), Carlos Cason (8) and Jason Varitek. Kevin Lovingier, Shawn Snyder (3), Tim Walton (4), Bucky Buckles (6) and Javier Flores. W-Walton. L-Gogolin. SV-Buckles. HR-Jason Varitek (GT), Nomar Garciaparra (GT), Damon Minor (O), Chip Glass (O).

1995

**Midwest Regional
Nelson Stadium
Knoxville, Tenn.****Record: 0-2****Selection: At-large
Seed: No. 4**

4 Georgia Tech 3 7 1
3 California 4 5 2
Kris Wilson, Rich Thieme (8) and Tucker Barr. Keith Evans, Alex Franklin (7), Mike Miller (8), Drew Fischer (9) and Cody McCormick. W-Miller. L-Wilson. S-Fischer. HR-Gavin Brown (C).

1 Tennessee 6 11 2
4 Georgia Tech . . . 4 8 2
Ryan Meyers, Todd Helton (9) and Ray Espinosa. David Elder, Matt Saier (3) and Tucker Barr. W-Meyers. L-Elder. S-Helton. HR-Mark Fischer (GT), Matt Whitley (T).

1996

**RUNNER-UP
South II Regional
Alex Box Stadium
Baton Rouge, La.****Record: 3-2****Selection: At-large****Seed: No. 2**

5 New Orleans 13 13 1
2 Georgia Tech . . . 3 8 4
David Elder, Kris Wilson (3), Geoff Duncan (7) and Tucker Barr. Donald Rushing and Jason Washam. W-Rushing. L-Elder. HR-Jason Washam (NO), Scott Carson (NO), J.J. Thomas (GT).

2 Georgia Tech . . . 14 19 0
6 Austin Peay 3 6 1
Jase Wrigley, Carlos Cason (9) and Eric McQueen, Tucker Barr (9). Mike Eikenberry, Glen Longhurst (8), Seth Massey (9) and Ryan Bennett. W-Wrigley. L-Eikenberry. HR-Adam Leggett (GT), J.J. Thomas (GT), Nate Manning (AP).

4 Tulane 4 11 2
2 Georgia Tech . . . 7 14 0
Scott Williamson, Scott Bell (6) and Chad Sutter. Chuck Crowder, Geoff Duncan (9), Shane McGill (9) and Tucker Barr. W-Crowder. L-Williamson. HR-Mark Fischer (GT), J.J. Thomas (GT).

2 Georgia Tech . . . 12 16 2
5 New Orleans 7 8 4
Scott Prather, L.J. Yankosky (8), Carlos Cason (9) and Eric McQueen. Thomas Marks, Brady Benoit (3), Steve Stanson (8), Joey Cabeceiras (8) and Jason Washam. W-Prather. L-Marks. HR-Adam Leggett (GT), Mark Fischer (GT), Joe DiSalvo (NO).

Finals

2 Georgia Tech . . . 13 16 1
1 Louisiana State . . 29 23 1
David Elder, Shane McGill (1), Rich Thieme (7), L.J. Yankosky (7), Kris Wilson (7), Carlos Cason (7), Geoff Duncan (7) and Tucker Barr. Brett Laxton, Chris Demouy (6), Joey Painich (6), Patrick Coogan (6), Brian Daugherty (8) and Lanier. W-Laxton. L-Elder. HR-Dunn (LSU), Lanier (LSU), Moore (LSU).

1997

**THIRD PLACE
Midwest Regional
Dudy Noble Field
Starkville, Miss.****Record: 2-2****Selection: At-large
Seed: No. 1**

6 Tennessee Tech . . 0 1 1
1 Georgia Tech . . . 5 9 0
Mark Maberry and Brian Lee. Kris Wilson and Eric McQueen. W-Wilson. L-Maberry. HR-J.J. Thomas (GT).

1 Georgia Tech . . . 8 11 0
3 S.W. Louisiana . . . 0 2 3
Jase Wrigley and Eric McQueen. Cody Robbins, Philip Devey (7), J.B. Slaton (9) and Shannon Poole, Jim Fritz (6). W-Wrigley. L-Robbins. HR-J.J. Thomas (GT), Eric McQueen (GT).

4 Washington 8 11 1
1 Georgia Tech . . . 4 12 5
Matt Hampton, Cody Morrison (8) and Ryan Bundy. David Elder, Simon Young (8), Shane McGill (8), Chuck Crowder (9) and Eric McQueen, Todd Papetti (3). W-Hampton. L-Elder.

1 Georgia Tech . . . 2 8 4
2 Mississippi State. 10 13 1
L.J. Yankosky, Rich Thieme (5), Chuck Crowder (7) and Todd Papetti (8). Keith Dilgard and Barry Patton. W-Dilgard. L-Yankosky. HR-Platt (MS), Thomas (GT).

1998

**RUNNER-UP
Midwest Regional
Eck Stadium-Tyler
Field
Wichita, Kan.****Record: 3-2****Selection: At-large
Seed: No. 2**

Oklahoma State . . . 13 14 0
Georgia Tech 4 10 5
Matt Smith, Dreier (7), Bergman (9) and Josh Holliday. Chuck Crowder, Jase Wrigley (2), Simon Young (7), Robert Aaron (8), Scott Prather (8) and Eric McQueen. W-Smith. L-Crowder. HR-Heath Honeycutt (GT), Ryan Brooks (GT).

Georgia Tech 14 19 0
S.E. Missouri State . 5 8 0
L.J. Yankosky, Andy Mitchell (9) and Bryan Prince. Jason Swearingen, Larson Debrock (3), Jerry Wolsey (7), Marc Sheffer (8) and Brad Hoehner. W-Yankosky. L-Swearingen. HR-Heath Honeycutt (GT), Ryan Brooks (GT), Jay Hood (9), Stephen Donaghey 2(GT), Johnson (SE), Marino (SE), Kinsolving (SE).

Arkansas 0 6 2
2 Mississippi State. 2 7 2
Rodney Nye, Vent (8) and Caldwell. Chuck Crowder and Eric McQueen. W-Crowder. L-Nye.

Georgia Tech 6 14 2
Oklahoma State . . . 5 11 0
Jase Wrigley, Simon Young (6) and Eric McQueen. Pearson, Bludau (8), Prata (9) and Puffinbarger. W-Young. L-Prata. HR-Stephen Donaghey (GT), Jay Hood (GT).

Championship

Arizona State 3 6 2
Georgia Tech 1 3 1
Ryan Mills and Halvorson. Cory Vance and Eric McQueen. W-Mills. L-Vance. HR-Moreno (AS), Eric McQueen (GT).

NCAA TOURNAMENT BOX SCORES

2000

REGIONAL CHAMPION

**Atlanta Regional
Russ Chandler
Stadium
Atlanta, Ga.**
Record: 3-0

**Selection: Automatic
Seed: No. 1 (No. 3 National)**

4 Georgia Southern . . . 9 15 3
1 Georgia Tech . . . 11 14 2
David Ray, Phillip Rowland (6), Jason Cadenhead (8) and Brendan Gilligan. Rhett Parrott, Andy Mitchell (8), Jeff Watchko (9) and Bryan Prince. W-Parrott. L-Ray. S-Watchko. HR-Jason Basil (GT).

1 Georgia Tech . . . 24 25 2
3 Stetson 1 4 2
Cory Vance, Ronnie Robinson (8) and Bryan Prince, Tyler Parker (7). Jason Oglesby, Chris Rogers (2), Brian Werthem (6), Roger Lincoln (6), Ricky Walker (9) and Mike Fellman, Kevin Maloney (8). W-Vance. L-Oglesby. HR-Victor Menocal (GT), Mark Teixeira (GT), Jason Basil (GT), Brad Stockton (GT).

Championship

1 Georgia Tech . . . 16 18 1
3 Stetson 11 14 1
Steve Kelly, Jeff Watchko (7) and Bryan Prince. Jason Oglesby, Brian Welch (3), Dan Maurer (7) and Mike Fellman. W-Kelly. L-Oglesby. S-Watchko. HR-Mark Teixeira (GT), Tyler Parker (GT), Corr (S) 2, Stephens (S).

SUPER REGIONAL

**RUNNER-UP
Atlanta Super Regional
Russ Chandler
Stadium
Atlanta, Ga.**

Record: 0-2

Southern California . . . 7 11 1
Georgia Tech 2 10 0
Rik Currier, Ronald Flores (8) and Beau Craig. Cory Vance, Jeff Watchko (8) and Bryan Prince. W-Currier. L-Vance. HR-Anthony Lunetta (SC), Josh Persell (SC), Jason Perry (GT).

Georgia Tech 3 7 1
Southern California . . . 6 11 2
Rhett Parrott, Philip Perry (8) and Bryan Prince. Mark Prior, Ronald Flores (9) and Beau Craig. W-Prior. L-Parrott. HR-Rob Garibaldi (SC), Josh Persell (SC).

2001

**Athens Regional
Foley Field
Athens, Ga.**

Record: 0-2
Selection: At-large
Seed: No. 2

3 Coastal Carolina . . . 5 8 0
2 Georgia Tech 3 7 1
Scott Sturkie and Randy McGarvey. Rhett Parrott, Jeff Watchko (9), Brian Burks (9) and Bryan Prince. W-Sturkie. L-Parrott. HR-Brandon Powell (C), Richard Lewis (GT), Jason Perry (GT).

2 Georgia Tech 5 11 1
1 Georgia 13 15 0
Steve Kelly, Brian Burks (6), Aaron Walker (7), Andy Mitchell (8) and Bryan Prince. Rob Moravek, Jody Friedman (7) and Doc Brooks, Tony Burchett (7). W-Moravek. L-Kelly. HR-Andy Neufeld (G), Doc Brooks (G), Adam Swann (G).



2002

REGIONAL CHAMPION

**Atlanta Regional
Russ Chandler
Stadium
Atlanta, Ga.**

Record: 3-0
Selection: At-large
Seed: No. 1

4 Coastal Carolina . . . 3 0 0
1 Georgia Tech 6 8 0
Justin Sturge, Byron Binda (7) and Randy McGarvey. Kyle Bakker and Tyler Parker. W-Bakker. L-Sturge.

2 Georgia 0 7 1
1 Georgia Tech 3 6 0
Mickey Westphal, Bill Sharpton (8) and Clint Sammons. Chris Goodman, Jeff Watchko (7) and Tyler Parker. W-Goodman. L-Westphal. S-Watchko. HR-Victor Menocal (GT), Tyler Parker (GT).

Championship

1 Georgia Tech 8 11 2
2 Georgia 7 9 2
Brian Burks, Jeff Watchko (8), Victor Menocal (9), Phillip Perry (9) and Tyler Parker. Jason Fellows, Bill Sharpton (4), Jeffrey Carswell (7), Bo Lanier (8), Scott Lawson (9) and Ned Yost, Clint Sammons (6) W-Burks. L-Fellows. S-Perry. HR-Lee Mitchell (G).

**SUPER REGIONAL

CHAMPION
Atlanta Super Regional
Russ Chandler
Stadium
Atlanta, Ga.**

Record: 2-0

Florida Atlantic 3 9 1
Georgia Tech 14 18 1
Danny Core, Tom MacLane (4), Matt O'Brien (5), Brad Ingwell (7) and Robert Orton, Shaen O'Connor (8). Kyle Bakker, Nick Wagner (8), Jordan Crews (9) and Tyler Parker, Mike Nieceas (9). W-Bakker. L-Core. HR-Tyler Parker (GT), Clifton Remole (GT).

Georgia Tech 11 13 1
Florida Atlantic 5 7 2
Chris Goodman, Kyle Schmidt (8), Jeff Watchko (9) and Tyler Parker. Chris Pillsbury, Jim Cooney (4), Tim McNab (8) and Shaen O'Connor. W-Goodman. L-Pillsbury. HR-Jeff Fiorentino (FAU).

**FIFTH PLACE
College World Series
Rosenblatt Stadium
Omaha, Neb.**

Record: 1-2

Georgia Tech 11 19 1
South Carolina 0 6 2
Kyle Bakker, Brian Burks (9) and Tyler Parker, Mike Nieceas (9). Gary Bell, Aaron Rawl (5), Steven Bondurant (5), Rocky Evans (8), Cliff Donald (9) and Landon Powell. W-Bakker. L-Bell. HR-Wes Rynders (GT).

Clemson 9 9 1
Georgia Tech 7 14 0
Tyler Lumsden, Jeff Hahn (4), Matt Henrie (7) and Steve Pyzik. Chris Goodman, Aaron Walker (2), Phillip Perry (2), Jeff Watchko (9) and Tyler Parker. W-Hahn. L-Goodman. S-Henrie. HR-Michael Johnson (C), Jason Perry (GT).

South Carolina 9 8 1
Georgia Tech 5 14 2
Aaron Rawl and Landon Powell. Brian Burks, Jeff Watchko (4), Kyle Schmidt (9) and Tyler Parker. W-Rawl. L-Burks. HR-Justin Harris (SC), Steve Thomas (SC), Jeremy Slayden (GT).

2003

**Atlanta Regional
Russ Chandler
Stadium
Atlanta, Ga.**

Record: 0-2

**Selection: Automatic
Seed: No. 1 (No. 3 National)**
4 Stetson 5 10 2
1 Georgia Tech 4 5 2
Adam Blair, Roger Lincoln (9) and Chris Westervelt. Micah Owings, Jeff Watchko (7) and Mike Nieceas. W-Blair. L-Owings. S-Lincoln. HR-Brian Snyder (S), Andy Wilson (S), Pete Rasmusen (S), Clifton Remole (GT), Micah Owings (GT).

1 Georgia Tech 3 10 0
3 East Carolina 10 11 0
Kyle Bakker, Brian Burks (7), Andrew Kown (8) and Andy Hawranick, Mike Nieceas (5). Ashley Capps, Glenn Tucker (1) and Jake Smith. W-Tucker. L-Bakker. HR-Clifton Remole (GT), Daryl Lawhorn (EC).

2004

REGIONAL CHAMPION

**Atlanta Regional
Russ Chandler
Stadium
Atlanta, Ga.**
Record: 3-0

**Selection: At-large
Seed: No. 1 (No. 4 National)**

4 Jacksonville State. 3 10 4
1 Georgia Tech . . . 16 20 1
Bobby Wynns, Brian Booth (4), Jon Clements (7), Danny Andres (7) and Scott Smith, Johnny Prosser (8). Brian Burks, Jared Hyatt (9) and Mike Nieceas, Andy Hawranick (7). W-Burks. L-Wynns. HR-Eric Patterson (GT), Clifton Remole (GT), Whit Robbins (GT).

2 Texas Tech 3 10 0
1 Georgia Tech 9 15 1
Steven Thomas, Adam Fry (6), Juan Razo (8) and Cooper Fouts. Micah Owings, Jordan Crews (9) and Mike Nieceas. W-Owings. L-Thomas. HR-Steven Blackwood (GT), Mike Nieceas (GT), Whit Robbins (GT).

Championship

2 Texas Tech 3 10 4
1 Georgia Tech . . . 16 20 1
Andrew Kown, Jordan Crews (8) and Andy Hawranick. Michael McGowan, John Milton (4), Corey Gerstner (7) and Cooper Fouts. W-Kown. L-McGowan. HR-Brandon Boggs (GT), Tyler Greene (GT), Michael Mask (TT).

**SUPER REGIONAL
RUNNER-UP
Atlanta Super Regional
Russ Chandler
Stadium
Atlanta, Ga.**

Record: 0-2

Georgia 7 12 0
Georgia Tech 5 9 2
Michael Hyle, Johnny Dobbs (4), Will Startup (7) and Clint Sammons. Micah Owings, Jordan Crews (7), Aaron Walker (9) and Mike Nieceas. W-Dobbs. L-Owings. S-Startup. HR-Bobby Felmy (G), Eric Patterson (GT), Mike Nieceas (GT).

Georgia Tech 3 4 4
Georgia 5 11 0
Andrew Kown, Brian Burks (7) and Mike Nieceas. Sean Ruthven, Bo Lanier (8), Will Startup (9) and Clint Sammons. W-Lanier. L-Burks. S-Startup. HR-Jonathan Wyatt (G).

2005

REGIONAL CHAMPION

**Atlanta Regional
Russ Chandler
Stadium
Atlanta, Ga.**
Record: 3-1

**Selection: Automatic
Seed: No. 1 (No. 2 National)**

4 Furman 4 7 1
1 Georgia Tech 5 13 2
10 Innings
Ryan Hodinka, Sam Perry (5), Ryan Hudson (7), Patrick Arnett (9), Nick Hollstegge (10) and Tony Maccani. Lee Hyde, Jordan Crews (6), Tim Gustafson (8) and Andy Hawranick. W-Gustafson. L-Hollstegge. HR-Matthew Bet-sill (F).

1 Georgia Tech . . . 10 17 0
2 South Carolina . . . 2 6 2
Blake Wood and Andy Hawranick. Arik Hempy, Jason Fletcher (1), Conor Lator (5), Cliff Donald (9) and Ryan Mahoney, Cory Vanderhook (7). W-Wood. L-Hempy. HR-Jeremy Slayden (GT).

2 South Carolina . . . 8 8 1
1 Georgia Tech 3 8 3
Andy Lambert, Jason Fletcher (6) and Ian Paxton. Ryan Turner, Jared Hyatt (3), Brad Rulon (6), Tim Ladd (9) and Andy Hawranick, Nick Scherer (8). W-Lambert. L-Turner. S-Fletcher. HR-Michael Campbell (SC), Steven Tolleson (SC), 2.

Championship

1 Georgia Tech 5 11 1
2 South Carolina . . . 0 5 1
Tim Gustafson, Matt Wieters (8) and Andy Hawranick. Aaron Rawl, Forrest Beverly (3) and Ian Paxton. W-Gustafson. L-Rawl. HR-Matt Wieters (GT), Jeremy Slayden (GT).

**SUPER REGIONAL
RUNNER-UP
Atlanta Super Regional
Russ Chandler
Stadium
Atlanta, Ga.**
Record: 0-2

Tennessee 3 4 1
Georgia Tech 2 5 3
Luke Hochevar, Sean Watson (8) and J.P. Arenclibia. Blake Wood, Matt Wieters (8) and Andy Hawranick. W-Watson. L-Wieters. HR-Rob Fitzgerald (T).

Georgia Tech 3 7 1
Tennessee 13 16 0
Lee Hyde, Jordan Crews (3), Jared Hyatt (4), Tim Ladd (4), Brad Rulon (5), Ryan Turner (5), Jason Neighborgall (8), John Michael Vidic (8) and Andy Hawranick. James Adkins, Sean Watson (8) and J.P. Arenclibia. W-Adkins. L-Hyde. HR-Michael Rivera (T).

HISTORY

NCAA TOURNAMENT BOX SCORES



2006

****REGIONAL CHAMPION******Atlanta Regional
Russ Chandler
Stadium
Atlanta, Ga.****Record: 3-0****Selection: At-large****Seed: No. 1 (No. 8 National)**

4 Stetson 5 13 1
1 Georgia Tech 7 12 2
Corey Kluber, Nathan Nery (4), Robbie Elsemler (8) and Brad Pippa, David Gollner (8). Blake Wood, Jared Hyatt (8), Tim Ladd (8), Brad Rulon (8), Matt Wieters (9) and Matt Wieters, Andy Hawranick (9). W-Wood. L-Kluber. S-Wieters. HR-Matt Wieters (GT), Michael Fisher (GT).

1 Georgia Tech 7 11 2
2 Vanderbilt 3 5 0
Lee Hyde, Tim Ladd (7), Brad Rulon (8) and Matt Wieters. David Price, Stephen Shao (7) and Josh Zeid (9) and Brian Hernandez. W-Hyde. L-Price. HR-Luke Murton (GT).

Championship

2 Vanderbilt 4 9 0
1 Georgia Tech 8 11 1
Cody Crowell, Tyler Rhoden (6) and Shea Robin. Ryan Turner, Matt Wieters (9) and Andy Hawranick. W-Turner. L-Crowell. HR-Pedro Alvarez (V), Dominic de la Osa (V), Alex Feinberg (V), Mike Trapani (GT), Matt Wieters 2 (GT).

****SUPER REGIONAL
CHAMPION******Atlanta Super Regional
Russ Chandler
Stadium
Atlanta, Ga.****Record: 2-0**

College of Charleston 0 11 1
Georgia Tech 5 9 0
Nick Chiggas, Quinn Monsma (7), Brendan Stines (8) and Alex Garabedian. Blake Wood, Brad Rulon (7) and Matt Wieters. W-Wood. L-Chiggas. S-Rulon. HR-Matt Wieters (GT), Jeff Kindel (GT).

Georgia Tech 12 15 1
College of Charleston 3 8 2
Lee Hyde, Jared Hyatt (9) and Matt Wieters, Andy Hawranick (9). Jeff Beliveau, Quinn Monsma (4), Graham Godfrey (5), Drew Shamrock (9) and Alex Garabedian. W-Hyde. L-Beliveau. HR-Jeff Kindel (GT), Whit Robins (GT), Joey Friddle (CofC).

**SEVENTH PLACE
College World Series
Rosenblatt Stadium
Omaha, Neb.****Record: 0-2**

Georgia Tech 4 8 1
Clemson 8 9 0
Lee Hyde, Brad Rulon (8), Ryan Turner (8), Jared Hyatt (8), Tim Ladd (8) and Matt Wieters. Sean Clark, Ryan Hinson (7), Daniel Moskos (9) and Adrian Casanova. W-Hinson. L-Turner. HR-Jeff Kindel (GT), Andy D'Alessio (C).

Cal State Fullerton . . . 7 15 1
Georgia Tech 5 9 0
Dustin Miller, John Estes (7), Adam Jorgenson (7), Ryan Paul (8) and John Curtis. Blake Wood, Tim Ladd (6), Brad Rulon (7), Matt Wieters (8) and Matt Wieters, Andy Hawranick (9). W-Paul. L-Wieters. HR-Wieters (GT).

2008

**RUNNER-UP
Athens Regional
Foley Field
Athens, Ga.****Record: 2-2****Selection: At-large****Seed: No. 2**

3 Louisville 5 12 2
2 Georgia Tech 8 10 0
Justin Marks, Thomas Royce (6), Jon Clarence (8), Gavin Logsdon (8), Gabriel Shaw (8) and Jeff Arnold. David Duncan, Andrew Robinson (6), Brad Rulon (9) and Jason Haniger. W-Duncan. L-Marks. S-Rulon. HR-Justin McClanahan 2 (L), Chris Dominguez (L), Haniger (GT).

2 Georgia Tech 6 11 0
4 Lipscomb 3 7 1
Deck McGuire, Taylor Wood (7), Brad Rulon (8) and Jason Haniger. Brandon McClurg, Kyle Tognazzini (8), Chris Burnett (9) and Caleb Joseph. W-Wood. L-McClurg. S-Rulon. HR-Haniger (GT).

2 Georgia Tech 0 4 0
1 Georgia 8 12 0
Eddie Burns, Kevin Jacob (7) and Jason Haniger, Cole Leonida. Nick Montgomery and Bryce Massanari. W-Montgomery. L-Burns. HR-Matt Olson (G), Rich Poythress (G), Matt Cerione.

Championship

1 Georgia 18 18 2
2 Georgia Tech 6 11 6
Justin Grimm, Alex McRee (1), Dean Weaver (5), Will Harvil (5), Joshua Fields (9) and Bryce Massanari, Jake Crane. Zach Von Tersch, Brandon Cumpston (2), Andrew Robinson (4), Chris Hicks (6), Taylor Wood (7), Brad Rulon (9) and Jason Haniger. W-McRee. L-Cumpston. HR-Rich Poythress (G).

2009

**RUNNER-UP
Atlanta Regional
Russ Chandler
Stadium
Atlanta, Ga.****Record: 3-2****Selection: At-large****Seed: No. 1**

4 Georgia State 3 11 2
1 Georgia Tech 9 9 1
Will Palmer, Aidan Francis (6), Will Campbell (8) and Marc Mimeault. Deck McGuire, Andrew Robinson (8), Kevin Jacob (9) and Jason Haniger. W-McGuire. L-Palmer. HR-Bradley Logan (GSU), Matt Skole (GT).

1 Georgia Tech 7 9 5
3 Southern Miss . . . 10 13 0
Brandon Cumpston, Jake Davies (5), Andrew Robinson (5), Zach Brewster (7), Patrick Long (7), Jacob Esch (8) and Jason Haniger. JR Ballinger, Wade Weathers (9), Collin Cargill (9) and Kyle Maxie.

W-Ballinger. L-Cumpston. HR-Luke Murton (GT), Michael Ewing (USM), B.A. Vollmuth (USM).

2 Elon 4 7 0
1 Georgia Tech 8 8 1
Daniel Britt, Ken Ferrer (2), Jared Kernode (2), John Brebbia (6), J.D. Reichenbach (7), Jordan Darnell (8), Thomas Girdwood (8) and Mike Mellillo. Zach Von Tersch, Jake Davies (4), Mark Pope (5) and Jason Haniger. W-Davies. L-Britt. S-Pope. HR-Matt Skole (GT).

1 Georgia Tech 18 18 2
3 Southern Miss . . . 6 11 6
Andrew Robinson, Thomas Nichols (6) and Cole Leonida. Jeff Stanley, Kyle Lindsey (4), Moses Munoz (6), Jonathan Johnston (6), Seth Hester (9) and Travis Graves. W-Robinson. L-Stanley. S-Nichols. HR-Luke Murton (GT), Jay Dantzler (GT), Cole Leonida (GT), Kyle Maxie (USM).

Championship

3 Southern Miss . . . 12 3 1
1 Georgia Tech 8 8 2
Scott Copeland, Todd McInnis (2), Cody Schlagel (6), Josh Fields (7), Collin Cargill (8) and Kyle Maxie, Travis Graves. Deck McGuire, Jed Bradley (3), Kevin Jacob (5) and Jason Haniger. W-McInnis. L-McGuire. S-Cargill. HR-Bo Davis (USM), B.A. Vollmuth 2 (USM), Derek Dietrich (GT).

2010

**RUNNER-UP
Atlanta Regional
Russ Chandler
Stadium
Atlanta, Ga.****Record: 2-2****Selection: At-large****Seed: No. 1 (No. 8 National)**

4 Mercer 0 5 0
1 Georgia Tech 10 16 0
Mark Pope and Cole Leonida. W-Pope. L-Love. HR-GT - Jay Dantzler (GT); Tony Plagman (GT); Jacob Esch (GT).

2 Alabama 2 9 3
1 Georgia Tech 5 11 0
Jimmy Nelson; Taylor Wolfe (6); Tyler White (8) and Brock Bennett. Deck McGuire; Andrew Robinson (9) and Cole Leonida. W-Deck McGuire. S-Andrew Robinson. L-Jimmy Nelson.

1 Georgia Tech 1 5 1
2 Alabama 8 9 0
Brandon Cumpston; Buck Farmer (2) and Cole Leonida. Adam Morgan and Brock Bennett. W-Adam Morgan. L-Brandon Cumpston. HR-Matt Skole (GT), Taylor Dugas (UA); Ross Wilson (UA); Jake Smith (UA); Jon Keltion (UA).

2 Alabama 10 11 0
1 Georgia Tech 8 15 1
Taylor Wolfe; Matt Taylor (1); Jonathan Smart (2); Nathan Kilcrease (4) and Brock Bennett. Jed Bradley; Patrick Long (6); Taylor Wood (6); Andrew Robinson (8) and Cole Leonida. W-Nathan Kilcrease. L-Jed Bradley. HR-Clay Jones (UA). Derek Dietrich (GT); Chase Burnette (GT).

2011

**RUNNER-UP
Atlanta Regional
Russ Chandler
Stadium
Atlanta, Ga.****Record: 2-2****Selection: At-large****Seed: No. 1**

4 Austin Peay 2 4 1
1 Georgia Tech 1 7 1
Snodgrass, J.; Hebert, M. (8); Toney, Z. (8) and Wollenzin, M. Georgia Tech - Mark Pope; Matt Grimes (2); Devin Stanton (9) and Zane Evans. W-Snodgrass. L-Grimes. HR-Hankins (AP)

2 Southern Miss 2 8 0
1 Georgia Tech 6 9 1
Thomason; Day (2); Cargill (3) and Fowler. Jed Bradley; Clay Dalton (8) and Zane Evans. W-Bradley. L-Thomason. HR-Palka (GT); Thomas (GT).

1 Georgia Tech 12 18 2
4 Austin Peay 2 5 1
Buck Farmer and Zane Evans; Mitch Earnest. Toney, Z.; Harper, Ry. (3); Hebert, M. (7); Belew, A. (8); Edlin, C. (9) and Torres, P. W-Farmer. L-Toney. HR-Matt Skole (GT); Palka (GT); Davies (GT); Evans (GT).

Championship

1 Georgia Tech 3 6 5
3 Mississippi State . . . 7 10 1
DeAndre Smelter; Dusty Isaacs (3); Luke Bard (3); Kevin Jacob (8) and Zane Evans. Routt and Thigpen. W-Routt. L-Smelter. HR-Evans (GT).

2012

**RUNNER-UP
Gainesville Regional
McKethan Stadium
Gainesville, Fla.****Record: 2-2****Selection: Automatic****Seed: No. 2**

3 Coll. of Charleston 4 13 1
2 Georgia Tech 8 11 1
Christian Powell; Nick Osterman (4); Jake Zokan (6) and Jimmy Holton; Ryan Welke. Cole Pitts; Dusty Isaacs (4) and Zane Evans. W-Isaacs. L-Powell. HR-Marty Gantt (CC), Brandon Thomas (GT); Jake Davies (GT).

1 Florida 6 9 1
2 Georgia Tech 2 12 2
Hudson Randall; Steven Rodriguez (6) and Mike Zunino. Buck Farmer; Jarrett Didrick (8) and Zane Evans. W-Randall. L-Farmer. S-Rodriguez. HR-Preston Tucker (UF); Mike Zunino (UF).

2 Georgia Tech 3 8 0
3 Coll. of Charleston 0 3 0
Alex Cruz; Zane Evans (7) and Connor Lynch. Josh Renfro; Kyle Owings (8); Jake Zokan (9); David Peterson (9) and Jimmy Holton; Ryan Welke. W-Cruz. L-Renfro. S-Evans. HR-Connor Lynch (GT).

Championship

2 Georgia Tech 3 6 1
1 Florida 15 11 0
Jake Davies; Josh Hedding (3); Clay Dalton (5); Jonathan Roberts (8) and Zane Evans; Mitch Earnest. Brian Johnson; Bobby Poyner (6); Karsten Whitson (7); Johnny Magliozzi (8); Greg Larson (8); Austin Maddox (9) and Mike Zunino. W-Johnson. L-Davies. HR-Sam Dove (GT); Evan Martin (GT). Mike Zunino (UF).

NCAA TOURNAMENT BOX SCORES

2013

RUNNER-UP
Nashville Regional
Hawkins Field
Nashville, Tenn.
Record: 3-2
Selection: At-Large
Seed: No. 2

3 Illinois 6 9 0
2 Georgia Tech 4 10 0
Duchene, K.; Muck, Ronnie(8);
Roberts, Bryan(9) and Goldstein,
J. Dusty Isaacs; Cole Pitts(6);
Alex Cruz(8); Daniel Palka(8)
and Zane Evans. W-Duchene, K.
S-Roberts, Bryan. L-Dusty Isaacs
(4-8). HR Parr; Jordan 2 (ILL).
Thomas Smith (GT).

2 Georgia Tech 5 11 2
4 East Tenn. State 3 1
Buck Farmer; Jonathan Roberts
(7) and Zane Evans. Doane,
Kerry; Chesney, Will(8) and Her-
shey, Mason. W-Buck Farmer.
S-Jonathan Roberts. L-Doane,
Kerry.

2 Georgia Tech 6 14 1
3 Illinois 3 10 1
Jonathan King; Zane Evans(7)
and Mitch Earnest. Castellanos;
Johnson, Drasen(6); Roberts,
Bryan(8) and Goldstein, J.
W-Zane Evans. L-Roberts, Bryan.
HR-Parr; Jordan (IL).

1 Vanderbilt 0 2 1
2 Georgia Tech 5 12 0
Walker Buehler; Adam Raven-
eneller(7) and Spencer Navin.
Josh Hedding and Mitch
Earnest. W-Josh Hedding.
L-Walker Buehler. HR - Mitch
Earnest (GT).

Championship

2 Georgia Tech 1 4 1
1 Vanderbilt 7 13 1
Buck Farmer; Alex Cruz(5); Devin
Stanton(6); Joe Wiseman(6);
Cole Pitts(7) and Mitch Earnest.
Philip Pfeifer; Brian Miller(6) and
Spencer Navin. W-Philip Pfeifer.
L-Buck Farmer. S-Brian Miller.

2014

Oxford Regional
Swayze Field
Oxford, Miss.
Record: 1-2
Selection: Automatic
Seed: No. 3

3 Georgia Tech 0 4 1
2 Washington 8 11 0
Josh Hedding; Zac Ryan(6);
Ben Schniederjans(8) and Arden
Pabst. Tyler Davis, and Austin Rei
W-Tyler Davis. L-Josh Hedding.

2 Georgia Tech 4 12 0
4 Jacksonville State. 2 11 0
Devin Stanton; Sam Clay(6);
Dusty Isaacs(8) and Mitch Ear-
nest. Taylor Shields; Michael
Mason(7); Travis Stout(8) and
Cal Lambert. W-Dusty Isaacs.
L-Travis Stout.

2 Washington 4 8 1
3 Georgia Tech 2 5 0
Jared Fisher; Brandon Choate
(5); Trevor Dunlap (6) and Park-
er Guinn; Austin Rei. Matthew
Grimes; Ben Parr(7) and Arden
Pabst. W-Jared Fisher. L-Mat-
thew Grimes. S-Trevor Dunlap.
HR-Andrew Ely (UW).

2016

RUNNER-UP
Gainesville Regional
McKethan Stadium
Gainesville, Fla.
Record: 2-2
Selection: At-Large
Seed: No. 2

3 Connecticut 7 9 0
2 Georgia Tech 6 8 0
Cate; Polonia (7); Dandeneau (7);
Rutolo (8) and Susi. Zac Ryan;
Ben Parr (2); Jake Lee (5); Mat-
thew Gorst (9) and Arden Pabst.
W-Cate. L-Zack Ryan. S-Rutolo.
HR-Matt Gonzalez (GT).

2 Georgia Tech 12 15 0
4 Bethune-Cookman. 3 7 0
Brandon Gold; Keyton Gibson
(8); Jared Datoc (9) and Arden
Pabst. Hernandez, G.; Seibold, A.
(3); Coutinho, I. (7); Olszewski, Z.
(9) and Middleton, C.
W-Brandon Gold. L-Seibold, A.
HR-Tristin English (GT).

2 Georgia Tech 7 14 1
3 Connecticut 5 7 1
Ben Parr; Burton Dulaney (6);
Matthew Gorst (6) and Joey Bart.
Montgomery; Dandeneau (5);
Over (7); Rutolo (8) and Lefevre.
W-Matthew Gorst. L-Rutolo.
HR-Joey Bart (GT).

1 Florida 10 12 1
2 Georgia Tech 1 6 2
Faedo; Moss (9); Anderson (9)
and Rivera. Cole Pitts; Keyton
Gibson (5); Jared Datoc (6); Mi-
cah Carpenter (7); Bailey Combs
(8); Bobby Gauvreau (9); Zac
Ryan (9); Robert Winborne (9)
and Arden Pabst.
W-Faedo. L-Cole Pitts.

2019

RUNNER-UP
Atlanta Regional
Russ Chandler
Stadium
Atlanta, Fla.
Record: 2-2
Selection: At-Large
Seed: No. 1 (No. 3 National)

4 Florida A&M 2 7 4
1 Georgia Tech 13 15 0
Kyle Coleman; Morgan Men-
dez(6); Jeremiah McCollum and
Jamie Grant(7); Chris Clark(9).
Amos Willingham; Jonathan
Hughes(7); Jake Lee(8); Robert
Winborne(9).
W-Willingham. L-Coleman

1 Georgia Tech 5 9 2
2 Auburn 6 11 3
Connor Thomas. Tanner Burns;
Richard Fitts(4).
W-Fitts. L-Thomas.
HR-Ryan Bliss; Steven Williams
(AU).

1 Georgia Tech 10 15 3
3 Coastal Carolina 8 8 1
Keyton Gibson; Luke Bartnicki
(1); Jonathan Hughes(4); Tristin
English(7). Scott Kobos; Alaska
Abney(4); Dylan Gentry(6); Jay
Causey and Matt Eardensohn(7).
W-Hughes. L-Causey. S-English.
HR-Colin Hall (GT).

2 Auburn 4 7 0
1 Georgia Tech 1 3 2
Bailey Horn; Cody Greenhill(7).
Cort Roedig; Micah Carpenter(5);
Jake Lee(6); Keyton Gibson(8).
W-Horn. L-Carpenter. S-Greenhill.
HR-English (GT).

2021

RUNNER-UP
Nashville Regional
Hawkins Field
Nashville, Tenn.
Record: 2-2
Selection: At-Large
Seed: No. 2

3 Indiana State 6 11 0
2 Georgia Tech 7 12 0
Jeremy Guerrero; Tyler Grauer
(7); Connor Fenlong (7). Brant
Hurter; Sam Crawford (7); Zach
Maxwell (7); Josiah Siegel (7);
Luke Bartnicki (8)
W-Siegel. L-Fenlong. S-Bartnicki
HR-Fuentes (ISU); Jenkins (GT).

2 Georgia Tech 3 4 3
1 Vanderbilt 4 3 1
Marquis Grissom, Jr.; Zach Max-
well (5); Dalton Smith (5). Jack
Leiter; Nick Maldonado (7).
W-Leiter. L-Grissom.
S-Maldonado
HR-Parada (GT); Compton (GT).

2 Georgia Tech 9 16 0
3 Indiana State 0 4 4
Archer. Connor Cline; Will Bu-
raconak (1); Jake Ridgway (1);
Tyler Grauer (2); Javin Drake (5);
Tristan Weaver (7); Matt Jachec
(7); Austin Cross (9).
W-Archer. L-Cline.
HR-Waddell (GT); Compton 2
(GT); Jenkins (GT); Malloy (GT).

1 Vanderbilt 14 13 2
2 Georgia Tech 11 9 1
11 innings
Patrick Reilly; Chris McElvain (5);
Luke Murphy (8); Ethan Smith
(11); Hugh Fisher (11); Nick Mal-
donado (11).
W-Murphy. L-Siegel.
S-Maldonado.
HR-Keegan (VU); LaNeve (VU);
Thomas (VU); Gonzalez (GT); Wad-
dell (GT); Parada (GT); Compton
(GT); Reid (GT).

2022

RUNNER-UP
Knoxville Regional
Lindsey Nelson Stad.
Knoxville, Tenn.
Record: 2-2
Selection: At-Large
Seed: No. 2

3 Campbell 15 18 0
2 Georgia Tech 8 13 1
2 Medich; Sam Crawford (2); Daw-
son Brown (5); Cole McNamee
(6); Cody Carville (7); Aeden
Finateri (9).
W-Harrington L-Medich
HR-Belbin (CAM); Jordan (CAM);
Babin (CAM); Halstead (CAM);
Borden (GT).

2 Georgia Tech 13 16 1
4 Alabama State 4 9 0
Chance Huff; Jackson Finley (8).
W-Huff. L-King.
HR-Gonzalez (GT); Hall (GT); Wil-
liams (ASU).

2 Georgia Tech 16 19 0
3 Campbell 5 7 3
Marquis Grissom, Jr.; Josiah
Siegel (3).
W-Siegel. L-Beymer.
HR-Borden (GT).

1 Tennessee 9 12 2
2 Georgia Tech 6 11 2
Zach Maxwell; Dawson Brown
(7); Logan McGuire (9); Camron
Hill (9).
W-Walsh. L-Brown.
HR-Reid (GT).

GEORGIA TECH IN THE NCAA TOURNAMENT

Year	Record	
1947		
1948		
1949		
1950		
1951		
1952		
1953		
1954		
1955		
1956		
1957		
1958		
1959	1-2	
1960		
1961		
1962		
1963		
1964		
1965		
1966		
1967		
1968		
1969		
1970		
1971	3-2	District III runner-up
1972		
1973		
1974		
1975		
1976		
1977		
1978		
1979		
1980		
1981		
1982		
1983		
1984		
1985	3-2	South II Region runner-up
1986	3-2	Atlantic Region runner-up
1987	0-2	
1988	2-2	
1989	1-2	
1990	0-2	
1991	2-2	
1992	2-2	
1993	2-2	
1994	7-2	CWS National runner-up
1995	0-2	
1996	3-2	South II Region runner-up
1997	2-2	
1998	3-2	Midwest Region runner-up
1999		
2000	3-2	Atlanta Super Regional runner-up
2001	0-2	
2002	6-2	CWS fifth-place
2003	0-2	
2004	3-2	Atlanta Super Regional runner-up
2005	3-3	Atlanta Super Regional runner-up
2006	5-2	CWS seventh-place
2007		
2008	2-2	Athens Region runner-up
2009	3-2	Atlanta Region runner-up
2010	2-2	Atlanta Region runner-up
2011	2-2	Atlanta Region runner-up
2012	2-2	Gainesville Region runner-up
2013	3-2	Nashville Region runner-up
2014	1-2	
2015		
2016	2-2	Gainesville Region runner-up
2017		
2019	2-2	Atlanta Region runner-up
2020*	N/A	
2021	2-2	Nashville Region runner-up
2022	2-2	
TOTALS	77-69	

*no NCAA Tournament due to Covid-19 pandemic

HISTORY

COLLEGE WORLD SERIES TEAMS



1994 Georgia Tech College World Series Team

Players

Matt Barr, OF
Tucker Barr, C/RHP
Scott Byers, 1B
Carlos Cason, RHP
Geoff Duncan, RHP
Adam Easterling, OF
Nomar Garciaparra, SS
Al Gogolin, RHP
Buck Hall, LHP
Brandon Hensley, 3B
Brandon Hutchins, LHP
Jimmy Lincoln, IF
Shane McGill, RHP
Scott McIntyre, 2B
Chris Myers, RHP
Jay Payton, OF
Brad Rigby, RHP
Ryan Ritter, OF
Matt Saier, OF
Michael Smith, OF
Michael Sorrow, IF
Jason Varitek, C
L.J. Yankosky, RHP

Coaches

Danny Hall - Head Coach
Rick Hatcher - Assistant Coach
Paul Mears - Assistant Coach
Jeff Guy - Assistant Coach

Support Staff

Walter Smith - Trainer
Shane Rose - Student Trainer
Jimmy Luck - Manager

Omaha, at last. Georgia Tech's baseball squad finally reached college baseball's promised land in the summer of 1994 under first-year head coach Danny Hall. Over the previous decade, Georgia Tech had produced one of America's most consistent baseball programs, averaging 45 wins per season while earning 10-straight NCAA Tournament invitations. Included in that span were numerous national and No. 1-rankings, and yet no College World Series appearances. But all of that changed in 1994 when the Yellow Jackets outlasted a talented Washington club, 18-7, in the final game of the Midwest II Regional in Wichita, Kansas.

With four of the premier talents in all of college baseball, including consensus first-team All-Americans Jason Varitek, Nomar Garciaparra and Jay Payton, and second-team All-American Brad Rigby - all four of whom were taken among the first 36 players in the June, 1994, draft - Tech headed to Omaha, where they came within one win of the school's first NCAA title.

The Yellow Jackets faced a talented Cal State Fullerton team in the opening game of the 1994 College World Series, with both teams throwing their aces. The Jackets drew first blood in the bottom of the fifth inning when Garciaparra earned a bases-loaded walk. Rigby then took over, striking out the side in the sixth while adding whiffs in the seventh and eighth as well as two more in the ninth to finish with a three-hitter and 10 strikeouts.

A familiar foe was on deck, with Georgia Tech squaring off against Mike Martin's Florida State team in Yellow Jackets' second game of the College World Series. With the score knotted at 4-4 in the top of the ninth inning, Varitek singles home Garciaparra with the first run of an eight-run explosion that set a CWS record for scoring in an extra frame. Matt Saier, the No. 9 hitter in the Tech order, capped the outburst with a grand slam to help the Jackets move on to game three.

Faced with a rematch against Cal State Fullerton, Tech stood one win away from playing for the championship. Payton snapped a 1-for-8 CWS slump with a two-run homer in the top of the first inning, but the Titans tied the game with runs in the first and fourth innings against Rigby. Both teams relied on pitching and defense over the next seven innings before Garciaparra ended the scoring drought with a solo home run in the top of the 12th inning. Fullerton quickly responded by putting runners on the corners with no outs, but Chris Myers struck out DH Sal Mancuso, popped up first baseman D.C. Olsen and retired left fielder Brian King on a liner to Payton to give the Yellow Jackets a berth in the NCAA championship game.

The Yellow Jackets' enjoyment in the title match up is short-lived, as Oklahoma scored a pair of runs in the bottom of the first inning before home runs in the second and third innings by Varitek and Garciaparra tie the game at 2-2. Disaster struck for Georgia Tech over the next three innings though, as the Yellow Jackets yielded nine runs - five in the fourth and four more in the sixth - to the Sooners, who went on to capture the national title with a 13-5 win.

Georgia Tech ended the 1994 season with its highest final ranking ever. Collegiate Baseball, Baseball America and USA Today all ranked the Yellow Jackets No. 2 in the year-end polls, a mark that has been unmatched since Tech's magical 1994 run.

College World Series Results

Georgia Tech 2, Cal State Fullerton 0
Georgia Tech 12, Florida State 4
Georgia Tech 3, Cal State Fullerton 2

National Championship Game:

Oklahoma 13, Georgia Tech 5

COLLEGE WORLD SERIES TEAMS

Georgia Tech 2, CS-Fullerton 0 June 3, 1994 at Omaha, Neb. (Rosenblatt Stadium)

Cal State Fullerton	AB	R	H	RBI	BB	SO	PO	A	LOB
Dante Powell cf	4	0	0	0	0	2	0	2	0
Craig Skyberg 3b	0	0	0	0	0	0	0	2	0
Mark Kotsay lf	3	0	1	0	1	1	3	0	0
Jeff Ferguson, 2b	4	0	1	0	0	0	3	2	0
Bret Hemphill c	3	0	0	0	0	2	4	1	0
Sal Mancuso dh	4	0	0	0	0	1	0	0	0
Adam Millan 1b	3	0	0	0	1	1	9	1	0
Jeremy Giambi rf	4	0	1	0	0	1	2	0	0
Jason Gill 3b/ss	2	0	0	0	0	1	0	1	0
Jim Betzsold ph	1	0	0	0	0	1	0	0	0
Jack Jones ss	2	0	0	0	0	1	0	1	0
Brian King ph/cf	1	0	0	0	0	1	0	0	0
All Pitchers Combined	0	0	0	0	0	0	1	2	0
Totals	31	0	3	0	2	10	24	11	8

Georgia Tech	AB	R	H	RBI	BB	SO	PO	A	LOB
Nomar Garciaparra ss	3	0	0	1	1	0	0	4	0
Scott McIntyre 2b	3	0	1	0	1	1	2	2	0
Jason Varitek c	3	0	0	0	0	0	10	2	0
Jay Payton cf	2	0	0	0	2	0	1	0	0
Scott Byers 1b	4	0	0	0	0	0	10	0	0
Brandon Hensley 3b	4	1	2	0	0	1	2	6	0
Michael Sorrow dh	2	1	1	1	0	0	0	0	0
Michael Smith lf	3	0	1	0	0	2	1	0	0
Matt Saier rf	2	0	0	0	0	0	1	0	0
Brad Rigby p	0	0	0	0	0	0	0	1	0
Totals	26	2	5	2	4	4	27	15	7

Cal State Fullerton 000 000 000 - 0 3 0
Georgia Tech 000 010 10X - 2 5 2

E - Hensley (14); McIntyre (13), DP - CSF 1. 2B - Kotsay (11).
HR - Sorrow (1). HBP - Hemphill; Gill; Saier. SH - Sorrow; Varitek.
SB - Ferguson (30).

Cal State Fullerton	IP	H	R	ER	BB	SO
Mike Parisi	7.1	5	2	2	3	3
Chad Rolish	0.1	0	0	0	1	0
Dan Ricabal	0.1	0	0	0	0	1

Georgia Tech	IP	H	R	ER	BB	SO
Brad Rigby	9.0	3	0	0	2	10

Win - Rigby (14-4). Loss - Parisi (11-4). Save - None. WP - Rigby.
HBP - by Rigby (Hemphill); by Rigby (Gill); by Parisi (Saier).
Umpires - HP: John Magnusson 1B: Tim Henderson 2B: Dick Runchey 3B: Bob Nelson Start: 2:37 pm Time: 2:19 Attendance: 9000

Georgia Tech 12, Florida State 4 June 5, 1994 at Omaha, Neb. (Rosenblatt Stadium)

Georgia Tech	AB	R	H	RBI	BB	SO	PO	A	LOB
Nomar Garciaparra ss	6	2	2	1	0	1	7	4	0
Scott McIntyre 2b	5	2	2	0	1	0	0	4	0
Jason Varitek c	5	2	3	4	1	1	7	4	0
Jay Payton cf	6	0	1	0	0	2	0	0	0
Scott Byers 1b	4	1	2	0	1	1	9	0	0
Brandon Hensley 3b	5	1	1	0	0	2	0	1	0
Michael Sorrow dh	4	1	0	1	1	0	0	0	0
Michael Smith lf	4	1	0	1	1	1	5	0	0
Matt Saier rf	4	2	1	4	1	0	1	0	0
All Pitchers Combined	0	0	0	0	0	0	1	0	0
Totals	43	12	12	11	6	8	30	13	7

Florida State	AB	R	H	RBI	BB	SO	PO	A	LOB
Mickey Lopez 2b	3	0	1	1	0	0	3	6	0
Mike Buttery ph	1	0	0	0	0	1	0	0	0
Doug Mientkiewicz 1b	5	0	1	1	0	1	12	2	0
Mike Martin c	3	0	0	0	2	0	8	1	0
Colby Weaver dh	2	0	0	0	0	2	0	0	0
Mike Bell ph	1	0	0	0	0	0	0	0	0
Jeremy Morris pr/dh	1	0	0	0	0	1	0	0	0
Randy Hodges rf	3	1	0	0	1	1	1	0	0
Link Jarrett ss	2	0	1	1	1	0	1	2	0
Scott Zech lf	4	0	1	0	0	1	1	0	0
Steve Nedeau cf	3	2	3	0	1	0	3	0	0
Jack Niles 3b	4	1	1	0	0	0	0	5	0
All Pitchers Combined	0	0	0	0	0	0	1	0	0
Totals	32	4	8	3	5	7	30	16	6

Georgia Tech 000 040 000 8 - 12 12 3
Florida State 000 000 000 0 - 4 8 4

E - Gogolin (5) McIntyre (14); Varitek (7); Martin (7); Niles 2(14); Zech (2). DP - Georgia Tech 2, Florida State 1. 2B - Nedeau (7). HR - Saier (2); Varitek (16). SH - Jarrett; Weaver. SF - Lopez. SB - Hodges (18). CS - Saier; J. Morris; Jarrett.

Georgia Tech	IP	H	R	ER	BB	SO
AI Gogolin	7.0	4	4	2	5	5
Chris Myers	2.0	3	0	0	0	0
Tucker Barr	1.0	1	0	0	0	2

Florida State	IP	H	R	ER	BB	SO
Jonathan Johnson	8.0	8	4	3	0	6
Phil Olson	1.1	3	6	5	3	1
David Yocum	0.0	1	2	2	1	0
Chuck Howell	0.2	0	0	0	2	1

Win - Myers (5-3). Loss - Olson (5-4). Save - None. WP - Gogolin; Howell. HP: Dan Pedersen 1B: John Magnusson 2B: Bill Davis 3B: Dick Runchey Start: 2:36 pm Time: 3:13 Attendance: 16000

Georgia Tech 3, CS-Fullerton 2 June 8, 1994 at Omaha, Neb. (Rosenblatt Stadium)

Georgia Tech	AB	R	H	RBI	BB	SO	PO	A	LOB
Nomar Garciaparra ss	6	1	2	1	0	1	2	4	0
Scott McIntyre 2b	3	0	0	0	3	0	7	5	0
Jason Varitek c	4	1	0	0	2	0	15	2	0
Jay Payton cf	6	1	3	2	0	2	1	0	0
Scott Byers 1b	5	0	1	0	1	1	8	3	0
Brandon Hensley 3b	5	0	1	0	0	0	0	0	0
Michael Sorrow dh	4	0	2	0	0	0	0	0	0
Michael Smith lf	3	0	1	0	0	1	1	0	0
Adam Easterling ph/lf	0	1	0	0	0	0	0	0	0
Matt Saier rf	4	0	0	0	1	2	2	0	0
All Pitchers Combined	0	0	0	0	0	0	0	0	0
Totals	42	3	11	3	7	8	36	14	11

Cal State Fullerton	AB	R	H	RBI	BB	SO	PO	A	LOB
Jeff Ferguson, 2b	4	1	1	0	2	2	2	3	0
Mark Kotsay lf/rf	4	0	2	0	0	2	2	1	0
Dante Powell cf	4	0	3	0	2	0	6	0	0
Bret Hemphill c	3	0	0	1	2	2	9	1	0
Chris Remala pr	0	0	0	0	0	0	0	0	0
Sal Mancuso dh	6	0	0	0	0	4	0	0	0
Adam Millan 1b	5	0	3	0	0	0	8	0	0
Tony Miranda pr	0	0	0	0	0	0	0	0	0
D.C. Olsen 1b	1	0	0	0	0	0	2	0	0
Jeremy Giambi rf	3	1	1	1	1	0	2	0	0
Jason Gill 3b/ss	1	0	1	0	0	0	0	0	0
Jim Betzsold ph	0	0	0	0	1	0	0	0	0
Craig Skyberg 3b	2	0	0	0	0	2	0	1	0
Brian King ph/lf	2	0	0	0	1	0	1	0	0
Jack Jones ss	5	0	0	0	0	3	4	4	0
All Pitchers Combined	0	0	0	0	0	0	0	6	0
Totals	40	2	11	2	9	15	36	16	15

Georgia Tech 200 000 000 001 - 3 11 2
Cal State Fullerton 100 100 000 000 - 2 11 1

E - Saier (4); Varitek (8); Silva (1). DP - Georgia Tech 2, CSF 4. 2B - Garciaparra (26); Hensley (18); Sorrow (8); Kotsay (13). HR - Garciaparra (15); Payton (20); Giambi (2). SH - Hemphill; Kotsay 2. SB - McIntyre (11); Powell (48). CS - Ferguson; Skyberg.

Georgia Tech	IP	H	R	ER	BB	SO
Brad Rigby	8.0	7	2	2	6	9
Chris Myers	4.0	4	0	0	3	6

Cal State Fullerton	IP	H	R	ER	BB	SO
Mike Parisi	7.0	6	2	2	6	4
Ted Silva	4.0	4	1	1	1	4
Chad Rolish	0.2	0	0	0	0	0
Matt Wagner	0.1	1	0	0	0	0

Win - Myers (6-3). Loss - Silva (4-4). Save - None. WP - Rigby. HP: Bob Nelson 1B: Bill Davis 2B: Dan Pedersen 3B: Dick Runchey Start: 6:36 pm Time: 3:50 Attendance: 17766

National Championship Game Oklahoma 13, Georgia Tech 5 June 11, 1994 at Omaha, Neb. (Rosenblatt Stadium)

Georgia Tech	AB	R	H	RBI	BB	SO	PO	A	LOB
Nomar Garciaparra ss	5	1	2	1	0	0	3	4	0
Scott McIntyre 2b	5	0	0	0	0	1	3	7	0
Jay Payton cf	5	0	2	0	0	1	0	0	0
Jason Varitek c	3	2	2	1	2	0	4	1	0
Brandon Hensley 3b/1b	1	1	1	0	0	0	1	4	0
Scott Byers 1b	1	0	0	0	2	0	12	0	0
Tucker Barr ph	0	0	0	0	1	0	0	0	0
Jimmy Lincoln pr	0	1	0	0	0	0	0	0	0
Adam Easterling lf	0	0	0	0	0	0	0	0	0
Michael Sorrow dh	2	0	1	2	1	2	0	0	0
Matt Barr ph	1	0	1	0	0	0	0	0	0
Michael Smith lf/rf	4	0	1	1	0	0	0	0	0
Matt Saier rf	3	0	0	0	0	2	1	0	0
Ryan Ritter ph/3b	1	0	0	0	0	1	0	0	0
All Pitchers Combined	0	0	0	0	0	0	0	2	0
Totals	34	5	10	5	6	5	24	18	8

Oklahoma	AB	R	H	RBI	BB	SO	PO	A	LOB
Aric Thomas lf	5	3	3	1	0	0	2	0	0
Dustin Hansen lf	0	0	0	0	0	0	0	0	0
Darvin Traylor rf	4	3	3	1	1	0	1	0	0
Rick Gutierrez 2b	4	1	2	3	1	0	2	3	0
Damon Minor dh	4	1	1	3	0	1	0	0	0
Chris Bradshaw ph	0	0	0	0	1	0	0	0	0
Rich Hills ss	4	1	2	2	0	1	1	4	0
Chip Glass cf	5	2	2	1	0	0	5	0	0
J.J. Mariani 3b	3	0	2	2	2	0	1	1	0
Ryan Minor 1b	4	1	0	0	0	1	9	1	0
Mark Soto ph/1b	1	0	0	0	0	1	3	0	0
Javier Flores c	5	1	1	0	0	0	2	6	0
All Pitchers Combined	0	0	0	0	0	0	1	3	0
Totals	39	13	16	13	5	4	27	18	8

Georgia Tech 011 002 010 - 5 10 4
Cal State Fullerton 200 504 20X - 13 16 0

E - Hensley 2(16); Saier (5); Varitek (9). DP - Georgia Tech 2, Oklahoma 1. 2B - Payton (27); Sorrow (9); Hills (28). 3B - Traylor (3). HR - Garciaparra (16); Varitek (17); D. Minor (14); Glass (6). SB - Glass (26). CS - Garciaparra; Mariani

Georgia Tech	IP	H	R	ER	BB	SO
AI Gogolin	3.1	7	7	3	3	0
Chris Myers	2.2	5	4	4	0	3
Shane McGill	1.0	4	2	2	1	0
Carlos Cason	1.0	0	0	0	1	1

Oklahoma	IP	H	R	ER	BB	SO
Kevin Lovinger	2.0	3	2	2	2	2
Shawn Snyder	1.0	1	0	0	1	0
Tim Walton	2.1	2	2	2	2	1
Bucky Buckles	3.2	4	1	1	1	2

COLLEGE WORLD SERIES TEAMS



2002 Georgia Tech College World Series Team

Players

Kyle Bakker, LHP
 Brandon Boggs, OF
 Matthew Boggs, 3B
 Brian Burks, RHP
 Jordan Crews, RHP
 Chris Goodman, RHP
 Garrett Groce, IF
 Jake Hall, IF
 Cameron Lane, IF
 Victor Menocal, SS
 Matt Murton, OF
 Davis Myers, IF
 Mike Nickeas, C
 Tyler Parker, C
 Eric Patterson, 2B
 Jason Perry, 1B
 Philip Perry, RHP
 Clifton Remole, 3B
 Wes Rynders, OF
 Kyle Schmidt, RHP
 Jeremy Slayden, OF
 Drew Taylor, LHP
 Nick Wagner, RHP
 Aaron Walker, LHP
 Jeff Watchko, RHP

Coaches

Danny Hall - Head Coach
 Bobby Moranda - Associate Head Coach
 Scott Stricklin - Assistant Coach
 Jon Palmieri - Volunteer Assistant Coach

Support Staff

Steve Tamborra - Strength and Conditioning Coach
 Walter Smith - Trainer
 Sammy Crawford - Manager

With Georgia Tech's emphatic 11-5 victory over Florida Atlantic to win the NCAA Atlanta Super Regional, Kyle Bakker was looking forward to the homecoming he'd always dreamed of. A native of Omaha, Bakker returned to his hometown as part of just the second Georgia Tech team to ever advance to the College World Series. The big man didn't disappoint in his one and only hometown appearance either - shutting out South Carolina through eight innings while recording nine strikeouts to lead Georgia Tech to an 11-0 win in the Yellow Jackets' opening game of the 2002 College World Series. Victor Menocal and Matt Murton recorded four hits apiece to pace Tech's offense, and Brian Burks shut the door on the Gamecocks by recording three outs on just six pitches to end the game.

The Yellow Jackets didn't fare as well two days later, as Clemson jumped on Georgia Tech early with an eight-run explosion in the second inning. Tech would get as close as two runs in the sixth inning, but Matt Henrie held the Yellow Jackets to just one hit over the final 2.1 innings to preserve the Tigers' 9-7 win. Menocal and Jason Perry collected three hits apiece and Murton and Eric Patterson each added two hits in the game as Georgia Tech out-hit the Tigers, 14-9, and played flawless defense, but struggled to drive in runs, leaving a staggering 13 men on base.

Playing out of the loser's bracket two days later, Georgia Tech again faced the Gamecocks but couldn't produce the same results. Timely hitting by the Gamecocks, combined with costly errors by the Yellow Jackets, helped South Carolina stake a 9-2 lead through 7.5 innings. Tech answered with a pair of runs in the bottom of the seventh on a two-run home run by Jeremy Slayden, and the Jackets tacked on another run in the bottom of the eighth inning, but the comeback fell short as South Carolina moved on with a 9-5 win.

The 2002 season was one of the finest in school history, as the Yellow Jackets set a new school record with 52 wins while eclipsing the 50-win mark for the fourth time in the program's history. Six Yellow Jackets were selected in the 2002 MLB Draft, including Victor Menocal, who was named to the All-College World Series team after batting a blistering .563 with six runs scored in Omaha.

The Yellow Jackets also finished as a consensus top-10 team for just the third time under head coach Danny Hall, including a No. 5 final ranking by Collegiate Baseball and USA Today while Baseball America ranked Georgia Tech at No. 8.

College World Series Results

Georgia Tech 11, South Carolina 0
 Clemson 9, Georgia Tech 7
 South Carolina 9, Georgia Tech 5

COLLEGE WORLD SERIES TEAMS

Georgia Tech 11, South Carolina 0 June 14, 2002 at Omaha, Neb. (Rosenblatt Stadium)

Georgia Tech	AB	R	H	RBI	BB	SO	PO	A	LOB
Eric Patterson 2b	6	1	1	0	0	3	1	5	2
Victor Menocal ss	6	3	4	1	0	1	1	2	0
Davis Myers ss	0	0	0	0	0	0	0	0	0
Jeremy Slayden rf	4	1	2	1	1	1	0	0	0
Garrett Groce rf	0	0	0	0	0	0	0	0	0
Matt Murton lf	5	2	4	1	0	0	2	0	0
Tyler Parker c	4	0	0	0	0	1	8	1	4
Mike Nickeas c	0	0	0	0	0	0	0	0	0
Jason Perry 1b	3	2	2	2	2	0	10	0	0
Wes Rynders cf	4	2	3	0	1	4	0	0	0
Matthew Boggs 3b	5	0	2	2	0	1	0	2	0
Jake Hall 3b	0	0	0	0	0	0	0	1	0
Brandon Boggs dh	4	0	2	1	0	0	0	0	1
Clifton Remole ph	1	0	0	0	0	1	0	0	0
Kyle Bakker p	0	0	0	0	0	0	0	0	0
Brian Burks p	0	0	0	0	0	0	0	0	0
Totals	42	11	19	11	3	8	27	9	9

South Carolina	AB	R	H	RBI	BB	SO	PO	A	LOB
Drew Meyer ss	4	0	0	0	0	2	4	1	1
Steve Thomas rf	4	0	1	0	0	0	0	1	1
Yaron Peters 1b	4	0	2	0	0	0	6	0	0
Brian Buscher 3b	4	0	1	0	0	0	2	1	0
Garris Gonce lf	3	0	0	0	0	3	0	0	3
Trey Dyson dh	4	0	1	0	0	1	0	0	1
Kevin Melillo 2b	4	0	1	0	0	0	2	2	1
Landon Powell c	3	0	0	0	0	2	7	3	0
Jared Greenwood ph1	0	0	0	0	0	0	0	0	0
Jon Coutlangus cf	1	0	0	0	1	1	5	0	1
Demetric Smith ph	1	0	0	0	0	0	0	0	0
Tim Seaton cf	0	0	0	0	0	0	0	0	0
Gary Bell p	0	0	0	0	0	0	0	1	0
Aaron Rawl p	0	0	0	0	0	0	0	0	0
Steven Bondurant p	0	0	0	0	0	0	0	0	0
Rocky Evans p	0	0	0	0	0	0	1	0	0
Cliff Donald p	0	0	0	0	0	0	0	0	0
Totals	33	0	6	0	1	9	27	9	8

Georgia Tech	200	150	120	-11	19	0
South Carolina	000	000	000	-0	6	2

E - Melillo, K(10); Bell, G(5). 2B - Murton, M. 2(14); Rynders, W.(10); Boggs, B.(17); Melillo, K(11). 3B - Menocal, V.(2). HR - Rynders, W.(3). HBP - Parker, T.; Gonce, G. SH - Rynders, W.(4). CS - Slayden, J.(1)

Georgia Tech	IP	H	R	ER	BB	SO	NP
Kyle Bakker	8.0	6	0	0	1	9	98
Brian Burks	1.0	0	0	0	0	0	6

South Carolina	IP	H	R	ER	BB	SO	NP
Gary Bell	4.0	9	5	5	2	2	90
Aaron Rawl	0.1	2	3	3	1	1	12
Steven Bondurant	2.2	5	1	1	0	0	39
Rocky Evans	1.0	3	2	2	0	2	30
Cliff Donald	1.0	0	0	0	0	3	12

Win - Bakker, K. (13-2). Loss - Bell, G (10-3). Save - None. WP - Bakker, K.(3). HBP - by Bakker, K. (Gonce, G); by Evans, R (Parker, T.). PB - Powell, L(7). Inherited runners/scored: Rawl, A 2/2; Bondurant, S 2/2. Umpires - HP: Perry Costello 1B: Nick Zibelli 2B: A.J. Lostaglio 3B: Jim Garman Start: 1:10 pm Time: 2:45 Attendance: 24711

Clemson 9, Georgia Tech 7 June 16, 2002 at Omaha, Neb. (Rosenblatt Stadium)

Clemson	AB	R	H	RBI	BB	SO	PO	A	LOB
Zane Green dh	5	0	1	0	0	1	0	0	0
Khalil Greene ss	4	1	0	0	1	0	3	4	0
Jeff Baker 3b	5	1	1	3	0	3	0	3	0
Michael Johnson 1b	3	3	3	2	1	0	6	1	0
Roberto Valiente lf	3	1	2	1	0	1	1	0	1
L.J. DeMaino ph/lf	1	0	0	0	0	0	1	0	0
Jarrod Schmidt rf	3	0	0	0	0	2	2	0	0
Kyle Frank cf	4	1	1	1	0	0	3	0	2
Steve Pyzik c	3	1	0	0	1	0	8	0	0
David Slevin 2b	4	1	1	2	0	1	2	2	0
Tyler Lumsden p	0	0	0	0	0	0	0	0	0
Jeff Hahn p	0	0	0	0	0	0	0	0	0
Matt Henrie p	0	0	0	0	0	0	1	1	0
Totals	35	9	9	9	3	8	27	11	3

Georgia Tech	AB	R	H	RBI	BB	SO	PO	A	LOB
Eric Patterson 2b	4	1	2	1	1	0	1	0	0
Victor Menocal ss	5	1	3	1	1	0	3	1	1
Jeremy Slayden rf	3	0	0	0	1	2	3	1	5
Matt Murton lf	5	1	2	0	0	1	5	0	2
Tyler Parker c	5	1	1	0	0	0	8	0	2
Jason Perry 1b	4	2	3	2	1	0	5	0	0
Wes Rynders cf	5	1	1	0	0	0	1	0	3
Matthew Boggs 3b	5	0	1	0	0	2	1	2	0
Brandon Boggs dh	3	0	1	0	1	2	0	0	0
Clifton Remole ph	1	0	0	0	0	0	0	0	0
Garrett Groce pr	0	0	0	0	0	0	0	0	0
Chris Goodman p	0	0	0	0	0	0	0	0	0
Aaron Walker p	0	0	0	0	0	0	0	0	0
Philip Perry p	0	0	0	0	0	0	0	0	0
Jeff Watchko p	0	0	0	0	0	0	0	0	0
Totals	40	7	14	4	5	7	27	4	13

Clemson	080	000	100	-9	9	1
Georgia Tech	023	001	100	-7	14	0

E - Baker (13). DP - Clemson 2. 2B - Baker (12); Johnson 2(19); Valiente (7); Murton, M. 2(16). HR - Johnson; Perry, J.(12). HBP - Schmidt; Patterson, E.; Slayden, J.. SB - Patterson, E 2 (41); Rynders, W.(11).

Clemson	IP	H	R	ER	BB	SO	NP
Tyler Lumsden	3.0	8	5	3	2	4	80
Jeff Hahn	3.2	5	2	2	3	3	62
Matt Henrie	2.1	1	0	0	0	0	25

Georgia Tech	IP	H	R	ER	BB	SO	NP
Chris Goodman	1.2	5	7	7	2	2	53
Aaron Walker	0.0	2	1	1	0	0	6
Philip Perry	6.1	2	1	1	1	6	88
Jeff Watchko	1.0	0	0	0	0	0	8

Win - Hahn (3-0). Loss - Goodman, C. (8-2). Save - Henrie (1). WP - Henrie (6); Walker, A.(3). HBP - by Lumsden (Patterson, E); by Lumsden (Slayden, J.); by Perry, P. (Schmidt). BK - Hahn (2). Inherited runners/scored: Henrie 2/0; Walker, A. 1/1; Perry, P. 1/0. Umpires - HP: Jim Garman 1B: John Magnusson 2B: Nick Zibelli 3B: A.J. Lostaglio Start: 4:50 pm Time: 3:00 Attendance: 25581

South Carolina 9, Georgia Tech 5 June 18, 2002 at Omaha, Neb. (Rosenblatt Stadium)

South Carolina	AB	R	H	RBI	BB	SO	PO	A	LOB
Drew Meyer ss	5	3	2	2	0	1	3	5	0
Justin Harris cf/2b	4	1	2	2	0	0	3	2	0
Yaron Peters 1b	3	0	0	0	2	2	11	0	0
Steve Thomas rf	4	1	1	1	0	1	4	0	3
Jon Coutlangus cf	1	0	0	0	0	0	0	0	0
Brian Buscher 3b	4	1	1	0	1	2	0	3	2
Garris Gonce lf	4	0	0	0	1	1	2	0	0
Trey Dyson dh	3	1	1	0	1	1	1	0	0
Tim Seaton pr/rf	1	1	0	0	0	1	0	0	1
Landon Powell c	4	0	1	2	0	0	2	0	1
Kevin Melillo 2b	4	1	0	0	0	1	2	2	0
Aaron Rawl p	0	0	0	0	0	0	0	0	0
Totals	37	9	8	7	5	10	27	12	7

Georgia Tech	AB	R	H	RBI	BB	SO	PO	A	LOB
Eric Patterson 2b	5	0	1	0	0	0	4	1	2
Victor Menocal ss	5	2	2	0	0	0	2	3	0
Jeremy Slayden rf	5	1	3	2	0	1	3	0	1
Matt Murton lf	3	1	0	1	0	0	1	0	0
Jason Perry 1b	4	0	1	0	0	0	4	0	1
Tyler Parker c	4	0	1	0	0	1	10	1	0
Matthew Boggs 3b	4	0	2	1	0	0	0	0	1
Wes Rynders cf	4	1	2	0	0	0	3	0	2
Clifton Remole dh	3	0	1	0	0	0	0	0	0
Garrett Groce pr	0	0	0	0	0	0	0	0	0
Brandon Boggs ph	1	0	1	0	0	0	0	0	0
Brian Burks p	0	0	0	0	0	0	0	0	0
Jeff Watchko p	0	0	0	0	0	0	0	0	0
Kyle Schmidt p	0	0	0	0	0	0	0	0	0
Totals	38	5	14	4	0	2	27	5	7

South Carolina	001	400	130	-9	8	1
Georgia Tech	100	100	021	-5	14	2

E - Buscher, B(12); Perry, J.(5); Boggs, M.(23). DP - S. Carolina 3. 2B - Harria, J(17); Dyson, T(14); Parker, T. (19). HR - Harris, J(5); Thomas, S(12); Slayden, J.(18). HBP - Harris, J. SF - Murton, M.(3). SB - Meyer, D(38); Seaton, T(3); Melillo, K(4).

South Carolina	IP	H	R	ER	BB	SO	NP
Aaron Rawl	9.0	14	5	4	0	2	117


Georgia Tech	IP	H	R	ER	BB	SO	NP
Brian Burks	3.2	5	5	3	2	4	62
Jeff Watchko	4.1	3	4	4	2	5	69
Kyle Schmidt	1.0	0	0	0	1	1	14

Win - Rawl, A (7-1). Loss - Burks, B. (10-7). Save - None. WP - Rawl, A. (5); Burks, B.(7). HBP - by Burks, B. (HARRIS, J.). PB - Parker, T.(7). Inherited runners/scored: Watchko, J. 2/0. Pitches/strikes: Rawl, A 117/85; Burks, B. 62/34; Watchko, J. 69/44; Schmidt, K. 14/7. Umpires - HP: Nick Zibelli 1B: Kevin Dougherty 2B: A.J. Lostaglio 3B: John Magnusson Start: 1:09 pm Time: 2:41 Attendance: 23807



HISTORY

COLLEGE WORLD SERIES TEAMS



2006 Georgia Tech College World Series Team

Players

Steven Blackwood, OF
Wally Crancer, OF
David Duncan, LHP
Brad Feltes, 3B
Michael Fisher, SS
John Goodman, RHP
Jason Haniger, C
Andy Hawranick, C
Chris Hicks, RHP
Wes Hodges, 3B
Chris House, OF
Michael Hutts, LHP
Jared Hyatt, RHP
Lee Hyde, LHP
Jeff Kindel, OF
Tim Ladd, LHP
Luke Murton, OF
Whit Robbins, 1B
Brad Rulon, RHP
Nick Scherer, C
Ryan Tinkoff, 2B
Mike Trapani, 2B
Ryan Turner, LHP
Matt Wieters, C/RHP
Blake Wood, RHP

Coaches

Danny Hall - Head Coach
Bobby Moranda - Associate Head Coach
Josh Holliday - Assistant Coach
Bryan Prince - Volunteer Assistant Coach

Support Staff

Tom Kinkelaar - Director of Operations
Steve Tamborra - Strength and Conditioning Coach
Walter Smith - Trainer
Josh Smith - Manager
Harry Woodworth - Manager

The 2006 season marked Georgia Tech's third trip to Omaha under head coach Danny Hall, and the Yellow Jackets drew an opening-round match up against a familiar foe, Atlantic Coast Conference champion Clemson. The Yellow Jackets and Tigers were just two of a league-record four ACC teams taking part in the 2006 College World Series, joining Miami and North Carolina in Omaha.

The Yellow Jackets jumped on the Tigers early, scoring three runs in the top of the first inning. Wally Crancer doubled to reach base with one out and scored on a run-scoring single from Matt Wieters. A two-run home run by pitcher-turned-outfielder Jeff Kindel quickly made the score 3-0 in Tech's favor. Meanwhile, junior left-hander Lee Hyde kept Clemson's batters off balance all afternoon, holding the Tigers scoreless through seven innings, but the league champions mounted a comeback in the eighth inning. Clemson scored eight runs in the frame and held on to take the 8-4 win in the opener.

Dropped into the CWS loser's bracket, the Yellow Jackets found themselves matched up against Cal State Fullerton in the tournament's first elimination game on Sunday, June 18. Tech again scored three runs in the first inning, with RBI singles from Kindel and Wes Hodges and a sacrifice fly from Whit Robbins. Blake Wood cruised through the first three innings before yielding runs in both the fourth and fifth. The Titans would take the lead with back-to-back run-scoring hits in the fifth inning to chase Wood, but the Jackets answered with a solo home run from Wieters in the sixth inning to tie the game. The score remained tied until the top of the ninth, when Cal State Fullerton scored two runs on an infield single.

Despite the 0-2 record in Omaha in 2006, the season was special for several reasons. The Yellow Jackets eclipsed the 50-win mark for just the fifth time in history, and fourth under Hall. Tech led the league in runs (8.7 pg), doubles, home runs, RBI, slugging percentage and walks, while seven Yellow Jackets were selected in 2006 MLB Draft, led by second round selection Wes Hodges.

Tech turned in a consensus top-10 season, according to the final national college baseball rankings. Baseball America and USA Today listed the Yellow Jackets' at No. 7, while Collegiate Baseball had Georgia Tech ranked No. 8.

College World Series Results

Clemson 8, Georgia Tech 4
Cal State Fullerton 7, Georgia Tech 5

COLLEGE WORLD SERIES TEAMS

Clemson 8, Georgia Tech 4 June 16, 2006 at Omaha, Neb. (Rosenblatt Stadium)

Georgia Tech	AB	R	H	RBI	BB	SO	PO	A	LOB
Steven Blackwood cf	4	1	0	0	1	3	1	0	0
Wally Crancer rf	5	1	3	0	0	0	0	0	0
Matt Wieters c	3	1	1	1	0	0	7	0	0
Jeff Kindel lf	4	1	2	2	0	0	4	0	3
Whit Robbins 3b	4	0	0	0	0	1	0	0	1
Luke Murton 1b	4	0	2	0	0	8	0	0	0
Wes Hodges dh	3	0	0	0	1	1	0	0	1
Nick Scherer pr	0	0	0	0	0	0	0	0	0
Mike Trapani 2b	3	0	0	0	1	0	3	4	1
Michael Fisher ss	3	0	0	0	0	0	1	4	1
Lee Hyde p	0	0	0	0	0	0	0	2	0
Brad Rulon p	0	0	0	0	0	0	0	0	0
Ryan Turner p	0	0	0	0	0	0	0	0	0
Jared Hyatt p	0	0	0	0	0	0	0	0	0
Tim Ladd p	0	0	0	0	0	0	0	0	0
Totals	33	4	8	3	3	5	24	10	7

Clemson	AB	R	H	RBI	BB	SO	PO	A	LOB
Herman Demmink dh	3	1	0	0	1	0	0	0	0
John Ingram ph	1	0	1	1	0	0	0	0	0
Brad Chalk cf	4	1	1	0	1	1	0	0	0
Marquez Smith 3b	3	1	1	2	2	1	0	1	0
Marj Colvin lf	5	1	2	0	1	3	0	3	3
Taylor Harbin 2b	3	1	0	0	1	2	1	4	2
Andy D'Alessio 1b	3	1	2	3	1	0	13	0	0
Stan Widmann ss	3	0	0	0	1	0	3	3	0
D.J. Mitchell rf	4	1	1	0	0	0	2	0	1
Adrian Casanova c	4	1	1	1	0	2	5	0	2
Sean Clark p	0	0	0	0	0	0	0	1	0
Ryan Hinson p	0	0	0	0	0	0	0	0	0
Daniel Moskos p	0	0	0	0	0	0	0	0	0
Totals	33	8	9	7	7	7	27	9	8

Georgia Tech 300 000 100 - 4 8 1
Clemson 000 000 08X - 8 9 0

E - Turner, R. (3). DP - Clemson 2. 2B - Crancer, W. 2 (11); M. Smith (19); Mitchell (3). HR - Kindel, J. (14); D'Alessio (23). HBP - Wieters, M.; Fisher, M. SB - Ingram (1); M. Smith (5).

Georgia Tech	IP	H	R	ER	BB	SO	AB	BF	NP
Lee Hyde	7.0	3	2	2	5	6	24	29	103
Brad Rulon	0.0	1	1	0	0	0	1	1	5
Ryan Turner	0.0	2	3	3	1	0	2	3	18
Jared Hyatt	0.1	2	2	2	0	0	3	3	13
Tim Ladd	0.2	1	0	0	1	1	3	4	23

Clemson	IP	H	R	ER	BB	SO	AB	BF	NP
Sean Clark	6.0	7	4	4	2	3	25	29	94
Ryan Hinson	2.0	1	0	0	1	1	5	6	22
Daniel Moskos	1.0	0	0	0	0	1	3	3	10

Win - Hinson (4-0). Loss - Turner, R. (4-4). Save - None. WP - Ladd, T.(2). HBP - by Clark (Fisher, M.); by Clark (Wieters, M.). PB - Wieters, M.(2). Inherited runners/scored: Rulon, B. 2/2; Turner, R. 1/1; Ladd, T. 1/1; Hinson 2/1. Umpires - HP: Randy Bruns 1B: John Kleis 2B: Paul Guillie 3B: Tony Maners Start: 1:08 pm Time: 2:44 Attendance: 16045

Cal State Fullerton 7, Georgia Tech 5 June 18, 2006 at Omaha, Neb. (Rosenblatt Stadium)

Cal State Fullerton	AB	R	H	RBI	BB	SO	PO	A	LOB
Justin Turner 2b	5	0	1	1	0	2	3	4	1
Blake Davis ss	5	2	2	0	0	1	3	1	2
Brett Pill 1b	5	1	2	0	0	2	7	1	0
Danny Dorn lf	4	2	1	0	1	1	3	0	0
David Cooper dh	4	0	1	0	0	2	0	0	0
Joe Turgeon pr	0	0	0	0	0	0	0	0	0
Cory Vanderhook ph	1	0	1	2	0	0	0	0	0
Brandon Tripp rf/cf	5	1	3	2	0	1	4	0	0
Clark Hardman cf	3	0	1	1	0	0	2	0	0
Matthew Fahey ph	0	0	0	0	1	0	0	0	0
Jared Clark rf	1	0	0	0	0	0	0	0	2
Evan McArthur 3b	4	1	1	0	0	0	1	0	2
John Curtis c	4	0	2	0	0	1	4	1	2
Dustin Miller p	0	0	0	0	0	0	0	0	0
John Estes p	0	0	0	0	0	0	0	0	0
Adam Jorgenson p	0	0	0	0	0	0	0	1	0
Ryan Paul p	0	0	0	0	0	0	0	1	0
Totals	41	7	15	6	2	10	27	9	9

Georgia Tech	AB	R	H	RBI	BB	SO	PO	A	LOB
Steven Blackwood cf	4	0	0	0	0	2	1	0	3
Wally Crancer rf	4	1	0	0	1	0	1	0	1
Matt Wieters c/p	5	2	2	1	0	1	9	0	1
Jeff Kindel lf	3	2	1	1	2	1	2	0	0
Whit Robbins 3b	3	0	0	1	0	0	3	0	0
Luke Murton 1b	3	0	2	0	1	0	7	0	1
Wes Hodges dh	4	0	1	1	0	0	0	0	1
Andy Hawranick c	0	0	0	0	0	0	1	0	0
Mike Trapani 2b	4	0	2	0	0	1	2	2	3
Michael Fisher ss	3	0	1	0	0	0	1	7	0
Blake Wood p	0	0	0	0	0	0	0	1	0
Tim Ladd p	0	0	0	0	0	0	0	0	0
Brad Rulon p	0	0	0	0	0	0	0	0	0
Totals	33	5	9	4	4	5	27	10	10

Cal State Fullerton 000 112 003 - 7 15 1
Georgia Tech 301 000 100 - 5 9 0

E - Pill(7). DP - CSF 1; Georgia Tech 1. 2B - Pill (20); Trapani, M. (12). 3B - Tripp (6). HR - Wieters, M. (15). HBP - Robbins, W.; Murton, L.. SH - Blackwood, S (2); Fisher, M. (9). SF - Robbins, W.(4).

Cal State Fullerton	IP	H	R	ER	BB	SO	AB	BF	NP
Dustin Miller	6.0	7	5	4	4	4	24	31	115
John Estes	0.1	1	0	0	0	0	2	2	7
Adam Jorgenson	1.0	1	0	0	0	0	2	3	6
Ryan Paul	1.2	0	0	0	0	1	5	6	26

Georgia Tech	IP	H	R	ER	BB	SO	AB	BF	NP
Blake Wood	5.2	10	4	4	0	5	26	26	97
Tim Ladd	0.1	0	0	0	0	1	1	1	6
Brad Rulon	1.2	1	0	0	0	3	6	6	26
Matt Wieters	1.1	4	3	3	2	1	8	10	38

Win - Paul (3-1). Loss - Wieters, M. (1-3). Save - None. WP - Miller (2). HBP - by Miller (Murton, L.); by Paul (Robbins, W.). BK - Rulon, B.(1). Inherited runners/scored: Estes 1/0; Jorgenson 2/0; Paul 1/0; Ladd, T. 2/0; Wieters, M. 1/0. Pitches/strikes: Miller 115/72; Estes 7/5; Jorgenson 6/6; Paul 26/17; Wood, B. 97/62; Ladd, T. 6/3; Rulon, B. 26/16; Wieters, M. 38/22. Umpires - HP: Paul Guillie 1B: Tony Maners 2B: Randy Bruns 3B: John Kleis Start: 1:08 pm Time: 3:41 Attendance: 18974



HISTORY

GEORGIA TECH'S MAJOR LEAGUERS

Listed here are 73 major league baseball players whose enrollment at Georgia Tech is documented by records in the Tech alumni and registrar's offices. Not all of them actually played baseball at Tech, and a few were enrolled for no more than one quarter or one semester. This list was originally compiled with the help of Tech alumnus Richard Musterer and the Society for American Baseball Research.

Total Number of Major Leaguers 73
Total in the Majors in 2022 5

Total that played for Danny Hall 31

<i>Under Hall</i>	<i>At Tech</i>	<i>In Majors</i>
Jason Varitek	1991-94	1997-2011
Nomar Garciaparra	1992-94	1996-2009
Jay Payton	1992-94	1998-2008, '10
Brad Rigby	1992-94	1997-2000
David Elder	1995-97	2002-03
Kris Wilson	1995-97	2000-03, '06
Cory Vance	1998-00	2002-03
Kevin Cameron	1999-01	2007-09
Mark Teixeira	1999-01	2003-16
Jason Perry	2000-02	2008
Matt Murton	2001-03	2005-09
Brandon Boggs	2002-04	2008-11
Eric Patterson	2002-04	2007-11
Micah Owings	2003-04	2007-13
Tyler Greene	2003-05	2009-13
Matt Wieters	2005-07	2009-21
Mike Nickeas	2002-04	2010-13
Blake Wood	2004-06	2010-14, 16-17
Charlie Blackmon	2007-08	2011-23
Derek Dietrich	2008-10	2013-20
Brandon Compton	2008-10	2013-15
Buck Farmer	2010-13	2014-23
Jed Bradley	2009-11	2016
Jacob Esch	2009-11	2016
Deck McGuire	2008-10	2017-18
Luke Bard	2010-12	2012-20
Matt Skole	2009-11	2011-19
Daniel Palka	2011-13	2013-19
Joey Bart	2016-18	2020-23
Sam Clay	2013-14	2021-22
Xzavion Curry	2017-19	2022

Horace Allen

Brooklyn-N (1919) - Played in four games.

Tom Angley

Chicago-N (1929) - Batted .250 in five games.

Luke Bard

Angels-A (2018-20) - Made his major league debut on March 31, 2018 with the Los Angeles Angels. Made eight appearances to the tune of 11.2 innings, allowing seven runs (5.40 ERA) and 10 hits, while striking out 13. Angels were 3-5 in games he appeared in. Followed up rookie campaign with 32 appearances in 2019, pitching a 3.78 ERA to lower his career ERA to 4.90. Finished with a 3-3 record as LA was 13-19 in games he appeared. Allowed just 26 earned runs in 49.0 innings, punching out 40 while walking just 13. Made first career start on May 1, 2019, finished with three on the season. Made six appearances in 2020 for 5.1 innings in relief. Finished with a 6.75 ERA allowing four runs, while striking out seven.

Red Barron

Boston-N (1929) - Batted .190 in 10 games in only major league season.

Joey Bart

San Francisco-N (2020-22) - Made his Major League debut on Aug. 20, 2020 against the Angels where he finished with a double. On the year, he logged 33 games, making 111 plate appearances, hitting .233 for five doubles, two triples and seven RBI. Played in two games in 2021, hit .333. Played in 97 games in 2022, hitting .215 for six doubles and 11 home runs. Also drove in 25 runs.

Mike Bell

Atlanta-N (1990-91) - Played 53 games for the Braves, batting an even .200.

Charlie Bishop

Philadelphia-A (1952-54), Kansas City-A (1955) - Had a 10-22 record and a 5.33 ERA in four seasons. Pitched in 69 games, making 37 starts.

Charlie Blackmon

Colorado-N (2011-22) - Made his major league debut June 7, 2011 with the Colorado Rockies and hit .255 in 27 games. Hit .283 with two homers for the Rockies in 2012, and played 82 games with a .309 average in 2013. Had another big year in 2014 en route to his first career All-Star Game appearance, hitting .288 with 19 home runs, 72 RBI and 28 stolen bases. Followed up his all-star season of 2014 with another strong season in 2015, hitting .287 with 17 homers and 58 RBI in 157 games. Posted career numbers in 2016 with a .324 average, 29 home runs, 82 RBIs, 111 runs scored and 17 stolen bases to win the NL Silver Slugger Award and the MLBPAA Rockies Heart and Hustle Award. Topped 2016 with even better numbers in 2017, hitting .331 with 37 home runs, 104 RBIs, 137 runs scored, 35 doubles, 14 triples and 14 stolen bases. In 2017, he was named an NL All-Star, competed in the Home Run Derby and won both the NL Silver Slugger Award and the MLBPAA Rockies Heart and Hustle Award for the second straight year. Crowned the NL Batting Champion with a league leading .331 batting average for the 2017 season, Blackmon also ranked third in the NL in home runs (37), third in slugging percentage (1.000), eighth in RBIs (104) and ninth in on-base percentage (.399). Earned his third all-star selection in 2018, hitting .291 for the year with league-high 119 runs. He finished with 182 hits, 29 home runs and 70 RBI. By starting Game 1 of the NLDS, he became the ninth Yellow Jacket from the Danny Hall era to play in the MLB postseason. En route to his third-straight All-Star start and fourth overall, Blackmon hit .314 for the season, amassing 182 hits, career-most 42 doubles and 32 homers for 86 RBI. Although the Rockies snapped a three-straight year playoff appearance, Blackmon still finished fourth in the NL in hits, doubles and triples, while also ranked sixth in batting, seventh in slugging (.576), eighth in OPS (.940). Played in 59 games in 2020, hitting .303 for 31 hits, 12 doubles, one triple, six home runs and 42 RBI. He led the league with five sac flies. Played in 150 games in 2021, hitting an uncharacteristic .270 for 139 hits, 25 doubles, 13 homers and 78 RBI. Played 135 games in 2022, hitting .264 with 22 doubles, six triples and 16 home runs. Drove in 78 runs.

Bud Blemker

Kansas City-A (1960) - Lettered in baseball and basketball at Tech. Pitched in one game in 1960 (1 2/3 innings).

Brandon Boggs

Texas-A (2008-10), Milwaukee-N (2011) - Made his MLB debut April 29, 2008, and played in 101 games in his first season.

Frank Bolick

Montreal-N (1993), Anaheim-A (1998) - Earned spot on roster splitting time between third base and first base for Montreal, picked up by Anaheim in 1997. Played the 1999 season for Chiba Lotte in Japan.

GEORGIA TECH'S MAJOR LEAGUERS

Jung Bong

Atlanta-N (2002-03), Cincinnati-N (2004) - Pitched in 44 games as a Brave in 2003.

Jed Bradley

Atlanta-N (2015-16) - Made his major league debut on September 3, 2016 with the Atlanta Braves. He went 1-1 overall with an ERA of 5.14 in six appearances out of the bullpen in 2016.

Darren Bragg

Seattle-A (1994-95), Boston-A (1996-99), St. Louis-N (1999), Colorado-N (2000), New York-N (2001), New York-A (2001), Atlanta-N (2002-03), San Diego-N (2004), Cincinnati-N (2004) - Made his debut with Seattle during May and June of 1994. Traded to Boston in mid-1996, becoming regular starter in the outfield. Traded to St. Louis in mid-1999, hit .260, then released. Signed with Colorado in 2000, hit .221, then released. Played with the New York Mets and New York Yankees in 2001. Signed with the Atlanta Braves in 2002, and appeared in 213 games over two seasons. Played with San Diego and Cincinnati in 2004.

Kevin Brown

Texas-A (1986-94), Baltimore-A (1995), Florida-N (1996-97), San Diego-N (1998), Los Angeles-N (1999-2003), New York-A (2004-05) - Pitched in the World Series twice, in 1997 with the world champion Florida Marlins and in 1998 with San Diego. No. 7 pick of first round in 1986, first full season in majors was 1989. Tied for the American League lead in victories in 1992 with a 21-11 record. Signed with Baltimore as a free agent in 1995, with the Marlins in 1996, San Diego in 1998 and Los Angeles for 1999. Traded to New York prior to the 2004 season. Led NL in ERA in 1996 while winning 17 games. Pitched his first no-hitter vs. San Francisco at 3-Com Park in 1997. Was an All-Star selection in both leagues.

Marlon Byrd

Philadelphia-N (2002-05), Washington-N (2005-06), Texas-A (2007-09), Chicago-N (2010-12), Boston-A (2012), New York-N (2013), Philadelphia-N (2013-14), Cincinnati-N (2015), San Francisco-N (2015), Cleveland Indians-A (2016) - Made debut in 2002 with Philadelphia, and played in 10 games. Finished fifth in the 2003 NL Rookie of the Year voting. Traded to Washington in 2005, playing two seasons for the Nationals. Spent 2007-2009 with the Rangers, playing in 377 games in three seasons. Had his best season to date in 2009 hitting 20 home runs while collecting 89 RBI. Traded to Chicago Cubs prior to 2010 season. Batted .293 with 12 HR and 66 RBI, and played in the 2010 MLB All-Star game. Played 119 games for the Cubs in 2011 and hit .276 with 22 doubles. Totaled 47 MLB games between the Cubs and Boston in 2012. Had a big season for the Mets in 2013, playing 117 games with 21 homers and 71 RBI before being traded to the Phillies late in the year. Played in a career-high 154 games in 2014 and hit .264 with a career-best 25 homers and 85 RBI. Traded to Cincinnati before the 2015 season and later moved to San Francisco in August. Blasted a combined 23 home runs and drove in 73 runs in 135 total games. Hit .270 with five home runs, six doubles and 19 RBIs in 34 games with the Indians in 2016.

Bill Calhoun

Boston-N (1913) - Played in six games, getting one hit in 13 official at-bats.

Kevin Cameron

San Diego-N (2007-08), Oakland-N (2009) - Made debut in early 2007 and began his Major League career by throwing 17.1 consecutive scoreless innings. Went 2-0 with a 2.79 ERA in 48 relief appearances his rookie season. Picked up by Oakland in 2009. Made 11 appearances out of the bullpen, striking out 15 batters in 18.1 innings pitched with a 3.44 ERA.

Lew Carpenter

Washington-A (1943) - Made four relief appearances with no record and a 0.00 ERA.

Bruce Chen

Atlanta-N (1998-2000), Philadelphia-N (2000-01), New York-N (2001-02), Montreal-N (2002), Cincinnati-N (2002), Houston-N (2003), Boston-A (2003), Baltimore-A (2005-06), Texas-A (2007), Kansas City-A (2009-2014), Cleveland-A (2015) - A student at Tech, but did not play for the Yellow Jackets, Chen spent parts of three seasons with the Braves, before being traded to the Phillies in 2000. Traded to the Mets in 2001. Traded to the Expos and then to the Reds in 2002. Spent 2003 with Boston and Houston before joining the Orioles in 2004. Picked up by Texas in 2007. Signed by Kansas City in 2009. On Aug. 6, 2009, Chen won his first major league game since 2005. Has been a key starter for the Royals, winning 47 games in his six years on the staff, including a 9-4 record in 2013. Signed with Cleveland just before spring training in 2015. Appeared in two games for the Indians before announcing his retirement in May 2015.

Sam Clay

Washington-N (2021-22), New York-N (2022) - Signed as a free agent in November 2020, making his Major League debut on April 7 vs. Atlanta, striking out two in his 1.0 innings. He finished 2021 with a 5.60 ERA on 58 appearances and nine finishes, recording a 0-5 record. In 45.0 innings, he allowed 28 earned runs and struck out 34. Made six appearances in 2022 with the Nationals, pitting 4.1 innings to a 10.38 ERA. Selected off waivers by the Mets on July 10, closing in the ninth, striking out two and allowing an unearned run on one hit.

Doug Creek

St. Louis-N (1995), San Francisco-N (1996-97), Chicago-N (1999); Tampa Bay-A (2000-02), Seattle-A (2002), Toronto (2003), Detroit-A (2005) - Called up in September of 1995 and pitched in middle relief. Traded to San Francisco prior to 1996 season. Traded to White Sox after 1997 season, then played 1998 season in Japan (Hanshin Tigers). Pitched in 140 games with Tampa Bay before being traded to Seattle in 2002. Played with Toronto in 2003. Injured in 2004. Signed with Detroit in 2005.

Ed Crowley

Washington-A (1928) - Played in two games and had one big-league at-bat.

Brandon Cumpton

Pittsburgh-N (2013-15) - Pitched well in five late-season starts for the Pirates during his MLB debut season in 2013, posting a 2.05 ERA and 2-1 record in 30.2 innings. Made 10 starts in 2014 and was 3-4 with a 4.89 ERA. Spent the 2015 and 2016 seasons recovering from Tommy John surgery.

Xzavion Curry

Cleveland-A (2022) - Made his Big League debut on Aug. 15, 2022 and made two starts in 2022. Recorded a 5.79 ERA over 9.1 innings with three strikeouts.

Derek Dietrich

Miami-N (2013-18), Cincinnati-N (2019), Texas-A (2020) - Was called up by the Miami Marlins in 2013 and made his MLB debut on May 8, 2013 at San Diego and singled in his first at-bat. Played in 106 games for the Marlins between 2013 and 2014 with 14 homers and 40 RBI. Appeared in a then career-high 90 games and hit .256 with 10 home runs in 2015. Played in 128 games for the Marlins in 2016, hitting .279 with seven home runs, 20 doubles, five triples, 42 RBIs and 39 runs scored in 2016. In 2017, he played in 135 games and hit .249 with 13 home runs, 22 doubles, 43 RBIs and 56 runs scored. Played in 149 games in 2018, hitting .265 for 132 hits, 16 home runs, 45 RBI and a career-high 72 runs scored. Signed as a free agent with Cincinnati in 2019, playing 113 games and hitting .187 with 47 hits, 19 home runs and 43 RBI. Played 25 games in 2020 with Texas, hitting .197 for 12 hits, five homers and eight RBI.

GEORGIA TECH'S MAJOR LEAGUERS

Claud Derrick

Philadelphia-A (1910-12), New York-A (1913), Cincinnati-N/Chicago-N (1914) - Played at Tech one year (1907); career .242 hitter as a utility infielder.

Todd Dunn

Milwaukee-A (1997) - A football player at Tech for one year, batted .229 in 44 games for the Brewers.

David Elder

Cleveland-A (2002-03) - Made debut in 2002, posting a 3.13 ERA in 15 relief appearances.

Jacob Esch

Miami-N (2015-16) - Called up from Triple A by the Marlins and made his debut on August 31, 2016. Started three games for the Marlins, going 0-1 with a 5.54 ERA over 13.0 innings.

Buck Farmer

Detroit-A (2014-21), Cincinnati-N (2022) - Made his MLB debut on August 13, 2014 and pitched four games (two starts) for the Tigers during his rookie season. Worked 40.1 innings in 14 games for Detroit in 2015. Split time between Detroit and Toledo (Triple A) in 2016, appearing in 14 games for the Tigers. He went 0-1 with a 4.60 ERA over 29.1 innings pitched. Called up on four different occasions for the Detroit Tigers in 2017, Farmer went 5-5 over 11 starts, posting a 6.75 ERA while striking out 49 batters over 48.0 innings of action on the mound. Made one start, but 66 appearances in 2018. Finished with a 4.15 ERA as a reliever, allowing just 32 earned runs in 69.1 inings of work. In 2019, made a career-most 73 appearances and one start, finishing eight games. Posted a career-best 3.72 ERA for a 6-6 record, allowing just 28 earned runs in 67.2 innings, striking out 73 on the year. Closed nine games with 23 appearances overall in 2020, finishing 1-0 with a 3.80 ERA. In 21.1 innings, he allowed just nine runs while striking out 14. Made 36 appearances in 2021, including eight closes, for a 6.37 ERA. In 35.1 innings, allowed 25 run, striking out 37. Closed 10 games for Cincinnati in 2022, sporting a 3.83 ERA over 47.0 innings and a 2-2 record.

Nomar Garciaparra

Boston-A (1996-2004), Chicago-N (2004-05), Los Angeles-N (2006-08), Oakland-A (2009) - Called up in September of 1996. Installed as the Red Sox starting shortstop in 1997, earned a spot on the American League All-Star team and was voted AL Rookie of the Year. Hit cleanup for the Red Sox in 1998 with 35 HR and 122 RBI. American League batting champion in both 1999 (.357) and 2000 (.372). All Star in 2000. Traded to Chicago during the 2004 season and signed by Los Angeles in 2006. All Star as a first baseman in 2006 and moved to third base for the Dodgers in 2007. Played 55 games for the Dodgers in 2008, 31 at SS. Signed for one year by Oakland in 2009, playing in 65 games while batting .281. Signed a one-game deal with the Red Sox in 2010, retiring the same day.

Tyler Greene

St. Louis-N (2009-12), Houston-N (2012), Chicago-A (2013) - Called up by the Cardinals on April 30, 2009. Hit .222 with two home runs and seven RBI in 48 games for St. Louis. Had 23 hits in 44 games with the Cardinals in 2010. Played 58 games for the Cards in 2011 and hit .212. Traded to Houston midway through 2012 and hit .246 with seven homers in 29 games with the Astros that year.

Jim Hearn

St. Louis-N (1947-50), New York-N (1950-56), Philadelphia-N (1957-59) - Posted 109-89 record and a 3.81 ERA in 13 seasons. Led NL in ERA (2.49) and shutouts (5) in 1950. Won game three of 1951 World Series, pitching 8 2/3 innings. Had 63 complete games in his career.

Weldon Henley

Philadelphia-A (1903-05), Brooklyn-N (1907) - Had 32-43 record and a 2.94 ERA in four seasons. Pitched no-hitter vs. St. Louis on July 22, 1905. Had 61 complete games in 81 career starts.

Riccardo Ingram

Detroit-A (1994), Minnesota-A (1995) - After six seasons in the minors, received call from Detroit in July and August of 1994. Minnesota acquired him in the off-season; Ingram made Twins debut July 19, 1995. Now a minor league coach.

Michael Jerzembek

New York-A (1998) - September call-up by the Yankees. Surrendered HR to Jason Varitek in his first start. On disabled list in 1999.

Dick Jones

Washington-A (1926-27) - Pitched in six games and posted a 2-1 record with a 6.66 ERA.

Scott Jordan

Cleveland-A (1988) - A September call-up by the Indians in 1988, he was traded to the Astros and played most of the 1989 season at class AA Columbus.

Ed Lafitte

Detroit-A (1909-12), Brooklyn-F (1914-15), Buffalo-F (1915) - Had 35-36 career record and 3.34 ERA in five seasons. Completed 47 of his 75 career starts. Pitched no-hitter against Kansas City on September 19, 1914. Also batted .220 in his career.

Russ Lyon

Cleveland-A (1944) - Played in seven games and had two hits in 11 official at-bats.

Marty Marion

St. Louis-N (1940-1950), St. Louis-A (1952-53) - Batted .263 in 13-year major league career, and had a .231 average in 23 World Series games. Played 1,555 of his 1,572 big-league games at shortstop. Also managed from 1951-56.

Erskine Mayer

Philadelphia-N (1912-18), Pittsburgh-N (1918-19), Chicago-A (1919) - Posted 91-70 career record and a 2.96 ERA in eight seasons. Started two games in 1915 World Series, one a complete-game loss. Pitched the ninth inning of game five of 1919 Series for the infamous Chicago "Black Sox," his final major league appearance.

Sam Mayer

Washington-A (1915) - Hit .241 in 11 games for the Nationals

Deck McGuire

Cincinnati-N (2016-17) - Made his major league debut on September 12, 2017 with the Cincinnati Reds. He went 1-1 overall with an ERA of 2.63 in six appearances, which included two starts in 2017. He struck out 11 batters over a total of 13.2 innings of work.

Tom McMillan

Brooklyn-N (1908-10), Cincinnati-N (1910), New York-A (1912) - Batted .209 in four seasons, stole 45 bases in 297 games.

Scrappy Moore

St. Louis-A (1917) - Played in four games

Matt Murton

Chicago-N (2005-08), Oakland-A (2008), Colorado-N (2009) - Made debut with the Cubs in 2005 and hit .321 in 51 games. Started 122 games in 2006. Played in 94 games for the Cubs in 2007 and 19 in 2008 before being traded to Oakland. Traded to Rockies on Feb. 4, 2009 where he played in 29 games.

David Newhan

San Diego (1999-2000), Philadelphia-N (2000-01), Baltimore-A (2004-06), New York-N (2007), Houston-N (2008) - Made debut with Padres in 1999; signed by Philadelphia midway through 2000 season. Signed by Baltimore in 2004. Played in 56 games for the Mets in 2007. Signed by the Astros in 2008 and played in 64 games in Houston.

Mike Nickeas

New York-N (2010-12), Toronto-A (2012-13) - Called-up by the Mets on September 4, 2010. Played in five games and had two hits in 10 at-bats. Played 21 games for the Mets in 2011, and played in 47 games in 2012. Was traded to Toronto following 2012.

Micah Owings

Arizona-N (2007-08), Cincinnati-N (2008-10), Arizona-N (2011), San Diego-N (2012) - Made 27 starts in his rookie season, going 8-8 in 152.2 innings of work. Played in 35 games for the Diamondbacks in 2008 before being traded to Cincinnati mid-season. Started 19 games for the Reds in 2009 posting a 7-12 record with a 5.34 ERA. Appeared in 33 games (four starts) and was 8-0 for NL West champion Arizona in 2011. Finished 2011 with a 3.57 ERA in 63 innings. Was traded to the Padres in 2012, going 0-2 with a 2.79 ERA.

Joe Palmisano

Philadelphia-A (1931) - Batted .227 in 19 games.

Daniel Palka

Chicago-A (2018-19) - Appeared in 124 games for the White Sox as an outfielder and designated hitter after being claimed off waivers. Hit .240 with 100 hits, 15 doubles and 27 home runs -- the most among rookies in 2018. His sophomore slump in 2019, only appearing in 30 Big League games, where he hit .107 for nine hits, two homers and four RBI. Regained his stride in AAA with the Charlotte Knights as he hit .263 for 104 hits, 23 doubles, 27 homers for 72 RBI over 106 games.

Eric Patterson

Chicago-N (2007-08), Oakland-A (2008-10), Boston-A (2010), San Diego-N (2011) - Called up from Triple-A by the Cubs multiple times in 2008, playing in 13 games, before being traded to Oakland mid-season. Hit .287 with a home run and 11 RBI in 39 games in 2009. Traded to Boston after 45 games with Oakland in 2010. Batted .226 with six homers and 16 RBI in 45 games with the Red Sox. Played 47 games and hit .180 for the Padres in 2011.

Jay Payton

New York-N (1998-2002), Colorado-N (2002-03), San Diego-N (2004), Boston-A (2005), Oakland-A (2005-06), Baltimore-A (2007-08) - September call-up by the Mets twice. Became everyday starter in center field in 2000 and played in World Series. Traded to Colorado in July, 2002, and hit .335 in 47 games. Signed by San Diego in 2004. Signed by Boston in 2005, and traded to Oakland during the season. Started 116 games for the Orioles in 2007 and played in 127 games in 2008.

Jason Perry

Atlanta-N (2008) - Called up July 4, 2008, and played in four games for the Braves.

Marc Pisciotta

Chicago-N (1997-99), Kansas City (1999) - Called up in June, 1997, and earned a win in his first relief appearance.

Jim Poole

Los Angeles-N (1990), Texas-A (1991), Baltimore-A (1991-94), Cleveland-A (1995), San Francisco-N (1996-98), Cleveland-A (1998-99), Philadelphia-A (1999), Detroit-A (2000), Montreal-N (2000) - Struck out Tony Gwynn in 1990 debut with L.A. Waived by Baltimore following 1994 season, signed with Cleveland, pitching for Indians in 1995 and part of 1996 before being traded to San Francisco. Giants waived him in 1998, picked up by Cleveland to finish season. Pitched for Philadelphia in 1999, and played with Detroit and Montreal in 2000. Allowed a David Justice home run in game 6 of 1995 the World Series with the Indians.

Del Pratt

St. Louis-A (1912-17), New York-A (1918-20), Boston-A (1921-22), Detroit-A (1923-24) - Second baseman who batted .292 with 966 RBI in 13 major league seasons. Hit .302 in his rookie year and finished his career with five consecutive .300 seasons, including a career-best .324 with Boston in 1921. Never played in fewer than 101 games in any season.

Bobby Reeves

Washington-A (1926-28), Boston-A (1929-31) - Batted .252 in 502 games, career-high 66 runs scored in 1929. Pitched in one game in 1931.

Brad Rigby

Oakland-A (1997-99), Kansas City-A (1999-2000), Montreal-N (2000) - Called up from Edmonton to make his major league debut June 28 vs. Texas, posting a 1-7 record and a 4.87 ERA. Traded to Kansas City mid-season 1999, went 4-6 overall. Traded to Montreal mid-season 2000, and appeared in 10 games overall.

Bill Strickland

St. Louis-A (1937) - Pitched in nine games (21 1/3 innings) with no record and a 5.91 ERA.

Mark Teixeira

Texas-A (2003-07), Atlanta-N (2007-08), Los Angeles-A (2008), New York-A (2009-16) - Made Major League debut in 2003, and finished fourth in the AL Rookie of the Year voting. Won Silver Slugger award as American League's top offensive first baseman in 2004 and 2005. Earned American League Golden Glove award as top defensive first baseman in 2005 and 2006. Named to 2005 AL All-Star team. Set MLB record for most RBI by a switch-hitter (144) in 2005. Traded to Atlanta halfway through the 2007 season; hit .317 with 17 HR, 56 RBI in 54 games with the Braves. Played in 103 games in Atlanta before being traded to the Los Angeles Angels of Anaheim in 2008. Hit .358 with 13 home runs in 54 games in L.A. Traded to the Yankees in December of 2008. Hit .292 with 39 home runs and 122 RBI for the 2009 World Series Champions. Named AL All-Star and Silver Slugger award winner in 2009. Hit 39 homers (third in AL) and drove in 111 runs (fourth in AL) in 2011. Played in 123 games with 24 homers and 84 RBI in 2012 and won his fifth career Gold Glove. Battled from an injury-plagued 2013 to play 123 games for the Yankees in 2014 with 22 homers and 62 RBI. Made just his third all-star appearance in 2015 hitting 31 home runs and slugging .548 in 111 games. Battled injuries all season long in 2016, finishing the season hitting .204 with 15 home runs, 16 doubles, 44 RBIs and 43 runs scored in 116 games. Announced his plans to retire on August 5. Finished his 14-year career with a .268 average, 409 home runs, 1,862 hits, 1,298 RBIs and 1,099 runs scored. He was a three-time all-star, three-time AL Silver Slugger, five-time Rawlings AL Gold Glove winner and a 2009 World Series Champion.

Bob Tillman

Boston-A (1962-67), New York-A (1967), Atlanta-N (1968-70) - Batted .232 in nine big-league seasons, with season-high .278 in 1964 as a catcher for the Red Sox. Was a member of the Atlanta Braves 1969 NL West champions.

Cory Vance

Colorado-N (2002-03) - September call up in 2002 and pitched in two games, including one start. Made nine appearances in 2003.

Jason Varitek

Boston-A (1997-10) - Traded from Seattle to Boston in 1997, was a September call-up. Made the club full-time in 1998, became the No. 1 catcher in 1999, hitting .269 with 20 HR. Hit .273 with 25 HR in 2003 and was an AL All-Star. Led Boston to the World Series title in 2004. Named Red Sox team captain in 2005. Named to AL All-Star team and earned the Silver Slugger award in 2005. Helped Boston to the 2007 World Series title. Named an AL All-Star in 2008. Played 68 games for Boston in 2011 and hit .221.

Frank Waddey

St. Louis-A (1931) - Batted .273 in 14 games in his only season.

GEORGIA TECH'S MAJOR LEAGUERS

Matt Wieters

Baltimore-A (2009-16), Washington-N (2016-18), St. Louis-N (2019-20) - Made his MLB debut for the Orioles on May 29, 2009 against the Detroit Tigers. Hit .288 with 15 doubles, nine home runs and 43 RBI while starting 96 games behind the plate. Played first full year with Orioles in 2010, batting .249 with 11 homers and 55 RBI in 130 games. Had a breakout third season as Baltimore's starting catcher, winning a Fielding Bible Award and a Gold Glove as the best defensive catcher in MLB, and American League, respectively. Hit .262 with 22 homers in 139 games in 2012. Was a repeat Gold Glove winner and All-Star in 2012 after hitting .249 with 23 homers. Earned his third career All-Star nod in 2014, but had his season cut short by injury. Played just 26 games in 2014 and hit .308 with five homers and 18 RBI. Returned to the field in June 2015 after injury and hit .267 with 25 RBI in 75 games. A 2016 AL All-Star, the fourth-time in his career, he hit .243 with 17 home runs, 17 doubles, 66 RBIs and 48 runs scored in 124 games for Baltimore. After signing with the Washington Nationals in the offseason, Wieters played in 123 games for the Nats in 2017. He hit .225 with 10 home runs, 20 doubles, 52 RBIs and 43 runs scored while helping lead the Nationals to the NL East Divisional title. Played in 76 games in 2018, hitting .238 for the year. Finished with 56 hits, eight homers and 30 RBI. Signed with St. Louis as free agent in 2019, appearing in 67 games, hitting .214 for 36 hits, four doubles, 11 homers and 27 RBI. Made his third postseason appearances, helping the Cardinals reach the NLCS where they fell to eventual World Series Champs Washington. Hit .200 in 2020, appearing in 19 games as the Cardinal's catcher. He recorded seven hits, one double and four RBI.

Kris Wilson

Kansas City-A (2000-03), New York-A (2006) - Late season call-up in 2000, posted a 4.19 ERA in 34.1 innings. Made 29 appearances in 2003. Called up by New York in 2006 and made five appearances.

Blake Wood

Kansas City-A (2010-11), Cleveland-A (2013-14), Cincinnati-N (2015-17), - Los Angeles-A (2017-18) - Made debut with the Royals on May 12, 2010. Posted a 5.07 ERA, and a 1-3 record in 51 relief appearances (49.2 IP). Went 5-3 for the Royals with a 3.75 ERA in 55 relief appearances. Made nine appearances for Cleveland in 2013 and 2014. Returned to the MLB in 2016 with the Cincinnati Reds, making 70 appearances out of the bullpen. He went 6-5 with one save and posted a 3.99 ERA in 76.2 innings of work on the season. Spent most of the 2017 season with the Reds before being picked up off waivers in August by the Angels. He went 3-4 overall with a 5.45 ERA over 72 games out of the bullpen in 2017. Wood struck out 84 batters over 74.1 innings of work on the mound and finished the year going 2-0 with the Angels in 17 games.

Whit Wyatt

Detroit-A (1929-33), Chicago-A (1933-36), Cleveland-A (1937), Brooklyn-N (1939-44), Philadelphia-N (1945) - Won 106 games, including 17 shutouts, and lost 95 in 16-year career. In 1941, he tied for league lead in wins (22) and shutouts (7) as the Dodgers won the pennant. Pitched two complete games and earned the team's only victory in '41 World Series against the New York Yankees.

YELLOW JACKETS IN THE PROS

Player, Pos.	Year Signed
Jimmy Adams, OF 1965 Chicago Cubs	
Lane Akers, SS 1957 Kansas City Athletics	
Jon Anderson, C 1990 California Angels	
Tom Angley, C 1929 Chicago Cubs	
Luke Bard, P 2012 Minnesota Twins, Los Angeles Angels	
Wade Bailey, 2B 2018 Los Angeles Angels	
Tucker Barr, C 1996 Houston Astros	
Red Barron, OF 1929 Boston Braves	
Jason Basil, C-OF 2001 Oakland Athletics	
Joey Bart, C 2018 San Francisco Giants	
Luke Bartnicki, P 2022 New York Mets	
Jerry Bass, P 1977 Los Angeles Dodgers	
Mike Bell, 1B 1990 Atlanta Braves	
Brett Binkley, P 1993 Los Angeles Dodgers, Atlanta Braves	
Charlie Bishop, P 1952 Philadelphia Athletics	
Charlie Blackmon, OF 2008 Colorado Rockies	
Bud Blemker, P 1959 Kansas City Athletics	
Brandon Boggs, OF 2004 Texas Rangers, Milwaukee Brewers	
Frank Bolick, 3B 1987 Milwaukee Brewers, Seattle Mariners, Montreal Expos, Pittsburgh Pirates, Colorado Rockies, Anaheim Angels, Chiba Lotte Marines	
Brannon Bonifay, 3B 1971 Atlanta Braves	
Cam Bonifay, 1B 1974 St. Louis Cardinals	
Kenny Bonifay, 1B-OF 1991 Pittsburgh Pirates	
Tim Borden II, 2B 2022 Houston Astros	
Jed Bradley, LHP 2011 Milwaukee Brewers, Atlanta Braves, Baltimore Orioles	
Darren Bragg, OF 1991 Seattle Mariners, Boston Red Sox, St. Louis Cardinals, Colorado Rockies, New York Mets, New York Yankees, Atlanta Braves, San Diego Padres, Cincinnati Reds	
Kevin Brown, P 1986 Texas Rangers, Baltimore Orioles, Miami Marlins, San Diego Padres, Los Angeles Dodgers New York Yankees	
Andy Bruce, 3B 1991 St. Louis Cardinals	
Corlis Buchanan 1910 Atlanta Crackers	
Brian Burks, P 2004 San Diego Padres	
Chase Burnett, OF 2010 Cleveland Indians	

Player, Pos.	Year Signed
Eddie Burns, P 2008 Cleveland Indians	
Brad Busbin, P 2002 Philadelphia Phillies	
Scott Byers, 1B 1996 California Angels	
Anthony Byrd, OF 1992 Minnesota Twins	
Marlon Byrd, OF 1999 Philadelphia Phillies, Washington Nationals, Texas Rangers, Chicago Cubs, Boston Red Sox, New York Mets, Pittsburgh Pirates, Cincinnati Reds, San Francisco Giants, Cleveland Indians	
Pete Caldwell, 3B 1966 Atlanta Braves	
Bill Calhoun, 1B 1912 Macon Peaches, Boston Braves	
Kevin Cameron, P 2001 Minnesota Twins, San Diego Padres Oakland Athletics	
Lew Carpenter, P 1943 Washington Senators	
Randy Carroll, 2B 1966 Cleveland Indians	
Bruce Chen, P 1993 Atlanta Braves, Philadelphia Phillies, New York Mets, Montreal Expos, Cincinnati Reds, Houston Astros, Boston Red Sox, Baltimore Orioles, Toronto Blue Jays, Texas Rangers, Kansas City Royals, Cleveland Indians	
Sam Clay, P 2014 Minnesota Twins, Washington Nationals	
Paul Cobb, OF-1B 1906 St. Louis Browns	
Brent Colson, P 1992 Los Angeles Dodgers	
Wally Crancer, OF 2007 Baltimore Orioles	
Trevor Craport, 3B 2017 Baltimore Orioles	
Doug Creek, P 1991 St. Louis Cardinals, San Francisco Giants, Chicago Cubs, Tampa Bay Rays, Seattle Mariners, Toronto Blue Jays, St. Louis Cardinals, Detroit Tigers	
Jordan Crews, P 2005 Chicago Cubs	
Butch Crook, P 1966 Houston Astros	
Chuck Crowder, P 1999 Colorado Rockies	
Ed Crowley, 3B 1928 Washington Senators	
Brandon Crompton, P 2010 Pittsburgh Pirates, Texas Rangers	
Xzavion Curry, P 2019 Cleveland Indians	
Jake Davies, 1B 2012 Boston Red Sox	
Derek Dietrich, SS/2B 2010 Tampa Bay Rays, Miami Marlins, Cincinnati Reds, Texas Rangers, New York Yankee	
Claud Derrick, INF 1910 Philadelphia Athletics, New York Giants, Cincinnati Reds, Chicago Cubs	

Player, Pos.	Year Signed
Bobby Dews, SS 1960 St. Louis Cardinals	
Stephen Donaghey, P 1999 Cleveland Indians	
Sam Dove, IF 2013 Philadelphia Phillies	
Sam Drake, P 1989 Milwaukee Brewers	
David Duncan, P 2008 Houston Astros	
Geoff Duncan, P 1996 Miami Marlins	
Todd Dunn, OF 1989 Milwaukee Brewers	
David Elder, P 1997 Texas Rangers, Cleveland Indians, Atlanta Braves, New York Yankees, Kansas City Royals	
Larry Elliott, SS 1972 Detroit Tigers	
Tristin English 2019 Arizona Diamondbacks	
Scott Erwin, P 1989 Oakland Athletics	
Jacob Esch, OF/P 2011 Miami Marlins, San Diego Padres	
Zane Evans, C 2013 Kansas City Royals	
Buck Farmer, P 2013 Detroit Tigers	
Mark Fischer, OF 1997 Boston Red Sox	
Michael Fisher, SS 2007 Atlanta Braves, New York Mets	
Carlton Fleming, 2B 1992 New York Yankees, St. Louis Cardinals, St. Paul Saints	
Keith Fleming, P 1986 Milwaukee Brewers	
Mike Fowler, OF 1987 Atlanta Braves	
Nomar Garciaparra, SS-3B 1994 Boston Red Sox, Chicago Cubs, Los Angeles Dodgers, Oakland Athletics	
Pete Geist, SS-P 1985 Los Angeles Dodgers, Toronto Blue Jays	
John Gher, OF-P 1962 Cleveland Indians	
Al Gogolin, P 1994 Oakland Athletics	
Brandon Gold, P 2016 Colorado Rockies	
Matt Gonzalez, 2B 2016 Atlanta Braves	
Tres Gonzalez, OF 2022 Pittsburgh Pirates	
Chris Goodman, P 2003 Kansas City Royals, Boston Red Sox	
Matthew Gorst 2016 Boston Red Sox	
Steve Green, OF 1987 Los Angeles Dodgers, Detroit Tigers	
Tom Green, OF 1990 Pittsburgh Pirates	
Tyler Greene, SS 2005 St. Louis Cardinals, Houston Astros, Chicago White Sox, Atlanta Braves, San Diego Padres	

Player, Pos.	Year Signed
Ty Griffin, 2B 1988 Chicago Cubs, Cincinnati Reds, St. Louis Cardinals	
Matthew Grimes, P 2014 Baltimore Orioles	
Marquis Grissom, Jr., P 2022 Washington Nationals	
Garrett Groce, OF 2005 Tampa Bay Devil Rays	
Michael Guldberg, OF 2020 Oakland Athletics	
Tim Gustafson, P 2006 Atlanta Braves, Cincinnati Reds, Colorado Rockies, Baltimore Orioles	
Kevin Guyette, P 2005 Boston Red Sox	
Gary Hardie, SS 1979 New York Mets	
Jim Hearn, P 1947 St. Louis Cardinals, New York Giants, Philadelphia Phillies	
Josh Hedinger, P 2014 Detroit Tigers	
Weldon Henley, P 1901 Philadelphia Athletics	
Chris Hicks, P 2008 Houston Astros	
Wes Hodges, IF 2006 Cleveland Indians, San Francisco Giants	
Heath Honeycutt, INF 1998 Miami Marlins, Arizona Diamondbacks, Cincinnati Reds	
Jay Hood, SS 1998 Anaheim Angels	
John Horn, P 1985 Chicago Cubs	
Mike Hostetler, P 1991 Atlanta Braves	
Chance Huff, P 2022 Washington Nationals	
Jonathan Hughes, P 2020 Philadelphia Phillies	
Brant Hurter, P 2021 Detroit Tigers	
Jared Hyatt, P 2007 Texas Rangers	
Lee Hyde, P 2006 Atlanta Braves, Washington Nationals, New York Yankees, Cincinnati Reds	
Mott Hyde, IF 2014 Houston Astros	
Riccardo Ingram, OF 1988 Detroit Tigers, Minnesota Twins	
Jim Ison 1910 Richmond	
Dusty Isaacs, P 2014 Toronto Blue Jays	
Kevin Jacob, RHP 2011 St. Louis Cardinals, Baltimore Orioles	
Andrew Jenkins, 1B 2022 Detroit Tigers	
Michael Jerzembek, P 1992 New York Yankees, Minnesota Twins	
Reggie Johnson, UT 1992 Los Angeles Dodgers	
Dick Jones, P 1926 Washington Senators	
Scott Jordan, OF 1985 Cleveland Indians, Houston Astros	
Connor Justus, SS 2016 Los Angeles Angels of Anaheim	

HISTORY

YELLOW JACKETS IN THE PROS

<i>Player, Pos.</i>	<i>Year Signed</i>
Steve Kelly, P.	2001
Cincinnati Reds, Somerset Patriots	
Jeff Kindel, OF.	2006
Colorado Rockies	
Bert Kizer, 1B.	1977
New York Mets	
Andrew Kown, P.	2004
Detroit Tigers, Washington Nationals, San Francisco Giants	
Dan Kyslinger, P.	1992
Miami Marlins	
Tim Ladd, P.	2007
Atlanta Braves	
Ed LaFitte, P.	1907
Detroit Tigers	
J.A. Lafitte, C.	1909
Macon Peaches	
Adam Leggett, 2B.	1997
Anaheim Angels	
Cole Leonida, C.	2010
Washington Nationals	
Richard Lewis, 2B.	2001
Atlanta Braves, Chicago Cubs, Kansas City Royals	
Rick Lockwood, 3B.	1983
Baltimore Orioles, New York Mets, Toronto Blue Jays, St. Louis Cardinals, Chicago Cubs	
Matt Lorenzo, P.	2003
Texas Rangers, Atlanta Braves, Pittsburgh Pirates	
Russ Lyon, C.	1944
Cleveland Indians	
Justyn-Henry Malloy, 3B.	2021
Atlanta Braves, Detroit Tigers	
Marty Marion, SS.	1940
St. Louis Cardinals, St. Louis Browns	
Erskine Mayer, P.	1912
Philadelphia Phillies	
Sam Mayer, OF.	1915
Washington Nationals	
Zach Maxwell, P.	2022
Cincinnati Reds	
Kyle McCann, C.	2019
Oakland Athletics	
Walt McConnell, 3B.	1985
Los Angeles Dodgers	
Terry McCormick, P.	1998
Tampa Bay Devil Rays	
Deck McGuire, P.	2010
Toronto Blue Jays, Oakland Athletics, Los Angeles Dodgers, St. Louis Cardinals, Cincinnati Reds, Toronto Blue Jays	
Tommy McMillan, SS.	1906
Baton Rouge, Brooklyn Dodgers	
Eric McQueen, C.	1999
Colorado Rockies	
Victor Menocal, P.	2002
Philadelphia Phillies	
Andy Mitchell, P.	2001
Baltimore Orioles	
Jeff Mons, C.	1987
Los Angeles Dodgers	
Chris Morgan, OF.	1984
Detroit Tigers	
A.J. Murray, C.	2015
Minnesota Twins, Milwaukee Brewers	
Chase Murray	2019
Pittsburgh Pirates	
Luke Murton, OF.	2009
New York Yankees	

<i>Player, Pos.</i>	<i>Year Signed</i>
Matt Murton, OF.	2003
Boston Red Sox, Chicago Cubs, Oakland Athletics, Colorado Rockies, Hanshin Tigers (Japan), Chicago Cubs, Detroit Tigers	
Jason Neighborgall, P.	2005
Arizona Diamondbacks	
David Newhan, 1B-OF.	1993
Oakland Athletics, San Diego Padres, Philadelphia Phillies, Colorado Rockies, Texas Rangers, Baltimore Orioles, New York Mets, Houston Astros	
Gary Newsom, 2B.	1982
Los Angeles Dodgers, Atlanta Braves	
Thomas Nichols, 3B/C.	2010
Los Angeles Angels	
Mike Nickeas, C.	2004
Texas Rangers, New York Mets, Toronto Blue Jays	
Micah Owings, P.	2005
Arizona Diamondbacks, Cincinnati Reds, San Diego Padres, Milwaukee Brewers, Miami Marlins, Seattle Mariners	
Arden Pabst, C.	2016
Pittsburgh Pirates, Atlanta Braves	
Daniel Palka, OF.	2013
Arizona Diamondbacks, Minnesota Twins, Chicago White Sox, New York Mets	
Joe Palmisano, C.	1925
Philadelphia Athletics	
Kevin Parada, C.	2022
New York Mets	
Billy Parham, P.	1988
Los Angeles Dodgers	
Tyler Parker, C.	2002
St. Louis Cardinals	
Rhett Parrott, P.	2001
St. Louis Cardinals	
Eric Patterson, 2B.	2004
Chicago Cubs, Oakland Athletics, Boston Red Sox, San Diego Padres, Detroit Tigers, Milwaukee Brewers	
Danny Payne, OF.	2007
San Diego Padres	
Jay Payton, OF.	1994
New York Mets, Colorado Rockies, San Diego Padres, Boston Red Sox, Oakland Athletics, Baltimore Orioles	
Jason Perry, OF.	2002
Toronto Blue Jays, Oakland Athletics, Detroit Tigers, Atlanta Braves, Tampa Bay Rays	
Ryan Peurifoy, OF.	2017
Pittsburgh Pirates	
Marc Pisciotta, P.	1991
Pittsburgh Pirates, Chicago Cubs, Atlanta Braves, Cleveland Indians	
Tony Plagman, 1B.	2010
Detroit Tigers	
Jim Poole, P.	1988
Los Angeles Dodgers, Texas Rangers, Baltimore Orioles, Cleveland Indians, San Francisco Giants, Philadelphia Phillies, Detroit Tigers, Montreal Expos	
Mark Pope, P.	2011
San Diego Padres, Atlanta Braves, Los Angeles Dodgers	
Scott Prather, P.	1998
St. Louis Cardinals	

<i>Player, Pos.</i>	<i>Year Signed</i>
Del Pratt, 2B.	1912
St. Louis Browns, New York Yankees, Boston Red Sox, Detroit Tigers	
Bryan Prince, C.	2001
Cincinnati Reds	
Baron Radcliff, OF.	2019
Philadelphia Phillies	
H.F. Reagin, C.	1974
Atlanta Braves	
Bobby Reeves, P.	1926
Washington Senators, Boston Red Sox	
Clifton Remole, OF-1B.	2004
Anaheim/Los Angeles Angels	
Brad Rigby, P.	1994
Oakland Athletics, Kansas City Royals, Montreal Expos, Houston Astros	
Ryan Ritter, 2B.	1995
Milwaukee Brewers	
Whit Robbins, IF.	2006
Minnesota Twins	
Andrew Robinson, P.	2010
Houston Astros, Atlanta Braves, Baltimore Orioles, Washington Nationals, Los Angeles Dodgers	
Ronnie Robinson, P.	2003
San Diego Padres	
Stu Rogers, P.	1984
Texas Rangers	
Jeff Rowland, OF.	2010
Detroit Tigers	
Brad Rulon, P.	2008
New York Yankees	
Zac Ryan, P.	2017
Los Angeles Angels of Anaheim	
Wes Rynders, P.	2004
Washington Wild Things	
Brian Sager, P.	2001
Chicago White Sox, Arizona Diamondbacks	
Matt Saier, P.	1995
Kansas City Royals	
Kyle Schmidt, P.	2005
Baltimore Orioles	
Todd Shiver, P.	1987
Milwaukee Brewers	
Chandler Simpson, 2B/SS.	2022
Tampa Bay Rays	
Matt Skole, IF.	2011
Washington Nationals	
Jeremy Slayden, OF.	2005
Philadelphia Phillies	
Michael Sorrow, INF.	1996
San Francisco Giants	
Mike Sorrow, P.	1972
New York Yankees	
Daniel Spingola, OF.	2015
Chicago Cubs	
John Stewart, P.	1986
Atlanta Braves	
Brad Stockton, OF.	2001
Texas Rangers	
Bill Strickland, P.	1937
St. Louis Browns	
Mark Teixeira, 3B.	2001
Texas Rangers, Atlanta Braves, Los Angeles Angels, New York Yankees	
Rich Thieme, P.	1997
Atlanta Braves	
Brandon Thomas, OF.	2013
New York Yankees	

<i>Player, Pos.</i>	<i>Year Signed</i>
Connor Thomas, P.	2019
St. Louis Cardinals	
J.J. Thomas, 1B.	1997
Houston Astros	
Tommy Thompson, 1B.	1981
Kansas City Royals	
Bob Tillman, C.	1962
Boston Red Sox, Atlanta Braves	
Ted Tomasovich, OF.	1969
Cincinnati Reds	
Mike Trapani, 2B.	2006
Detroit Tigers	
Ryan Turner, P.	2007
Texas Rangers	
Cory Vance, P.	2000
Colorado Rockies, Texas Rangers	
Jason Varitek, C.	1995
Seattle Mariners, Boston Red Sox	
Zach Von Tersch, P.	2009
New York Mets	
Luke Waddell, SS.	2021
Atlanta Braves	
Frank Waddey, OF.	1931
St. Louis Browns	
Nick Wagner, P.	2004
Tampa Bay Rays	
Aaron Walker, P.	2004
Tampa Bay Rays	
Jeff Watchko, P.	2003
Colorado Rockies	
K.G. White, OF.	1988
Los Angeles Dodgers	
Matt Wieters, C.	2007
Baltimore Orioles, Washington Nationals, St. Louis Cardinals	
Amos Willingham, P.	2019
Washington Nationals	
Kris Wilson, P.	1997
Kansas City Royals, Boston Red Sox, New York Yankees	
Michael Wolff, OF.	1992
California Angels, Oakland Athletics	
Blake Wood, P.	2006
Kansas City Royals, Cleveland Indians, Cincinnati Reds, Los Angeles Angels of Anaheim	
Sam Woodward.	1906
Baton Rouge	
Kyle Wren, OF.	2013
Atlanta Braves, Milwaukee Brewers	
Jase Wrigley, P.	1998
Colorado Rockies	
Whit Wyatt, P.	1929
Detroit Tigers, Chicago White Sox, Cleveland Indians, Brooklyn Dodgers, Philadelphia Athletics	
L.J. Yankosky, P.	1998
Atlanta Braves	
Simon Young, P.	1999
Cleveland Indians	

NOTE: Originally signed with the first organization listed; information current as of 2022-23 baseball season.

YELLOW JACKETS IN THE MLB DRAFT

GEORGIA TECH DRAFT PICKS PER YEAR

1965	1
1966	2
1967	1
1968	1
1969	1
1970	0
1971	1
1972	0
1973	1
1974	1
1975	0
1976	0
1977	2
1978	0
1979	1
1980	0
1981	1
1982	2
1983	3
1984	2
1985	4
1986	4
1987	6
1988	4
1989	5
1990	6
1991	6
1992	5
1993	2
1994	6
1995	2
1996	5
1997	6
1998	6
1999	3
2000	1
2001	9
2002	6
2003	4
2004	10
2005	5
2006	7
2007	10
2008	7
2009	4
2010	10
2011	5
2012	5
2013	7
2014	6
2015	2
2016	5
2017	3
2018	2
2019	7
2020	2
2021	3
2022	8
TOTAL	.218

DRAFT PICK BREAKDOWNS

Players drafted while at Georgia Tech . . . 189
Draft selections in Georgia Tech history . . 218
HS draftees that attended Georgia Tech . . 87

First Round Selections 12

Kevin Brown	1986	4th
Ty Griffin	1988	9th
Jason Varitek	1993#	21st
Jason Varitek	1994	14th
Nomar Garciaparra	1994	12th
Mark Teixeira	2001	5th
Tyler Greene	2005	30th
Matt Wieters	2007	5th
Deck McGuire	2010	11th
Jed Bradley	2011	15th
Joey Bart	2018	2nd
Kevin Parada	2022	11th

Supplemental First Round 6

Jay Payton	1994	29th
Mark Fischer	1997	35th
Richard Lewis	2001	40th
Matt Murton	2003	32nd
Danny Payne	2007	64th
Luke Bard	2012	42nd

Second Round Selections 7

Butch Crook	1966
Ted Tomasovich	1969
Brad Rigby	1994
Wes Hodges	2006
Charlie Blackmon	2008
Derek Dietrich	2010 *
Chandler Simpson	2022 *

returned to Georgia Tech
* Supplemental pick

Rounds 3-5	.39
Rounds 6-10	.35
Rounds 11-20	.61
Rounds 21-70	.58

UNDER DANNY HALL (SINCE 1994)

Players drafted while at Georgia Tech . . . 139
Total Georgia Tech draft selections 156
HS draftees that attended Georgia Tech . . 64

First Round Selections 9

Nomar Garciaparra	1994	12th
Jason Varitek	1994	14th
Mark Teixeira	2001	5th
Tyler Greene	2005	30th
Matt Wieters	2007	5th
Deck McGuire	2010	11th
Jed Bradley	2011	15th
Joey Bart	2018	2nd
Kevin Parada	2022	11th

Supplemental First Round 6

Jay Payton	1994	29th
Mark Fischer	1997	35th
Richard Lewis	2001	40th
Matt Murton	2003	32nd
Danny Payne	2007	64th
Luke Bard	2012	42nd

Second Round Selections 5

Brad Rigby	1994
Wes Hodges	2006
Charlie Blackmon	2008
Derek Dietrich	2010 *
Chandler Simpson	2022 *

* Supplemental pick

Top Five Rounds	.52
Top 10 Rounds	.70

HISTORY

YELLOW JACKETS IN THE MLB DRAFT

GEORGIA TECH PLAYERS IN THE DRAFT (by name)

Player	Year	Organization	Round	Player	Year	Organization	Round	Player	Year	Organization	Round
Jon Anderson, c	1988	California Angels	44	Buck Farmer, rhp	2009	Atlanta Braves	46	Adam Leggett, 2b	1997	Anaheim Angels	14
Wade Bailey, 2b	1989	California Angels	48		2012	Milwaukee Brewers	15	Cole Leonida, C	2010	Washington Nationals	6
Kyle Bakker, lhp	2000	Philadelphia Phillies	37	Mark Fischer, of	1997	Boston Red Sox	*1	Richard Lewis, 2b	2001	Atlanta Braves	*1
Luke Bard, rhp	2003	Atlanta Braves	20	Michael Fisher, ss	2007	Atlanta Braves	6	Rick Lockwood, 3b	1982	Baltimore Orioles	7
Tucker Barr, c	1993	Oakland Athletics	3	Carlton Fleming, 2b	1992	New York Yankees	7		1983	Baltimore Orioles	4
Joey Bart, c	2018	San Francisco	1	Keith Fleming, rhp	1986	Milwaukee Brewers	9	Anthony Maisano, 1b	1990	Seattle Mariners	43
Jason Basil, c	1997	Cleveland Indians	32	Nomar Garciaparra, ss	1991	Milwaukee Brewers	5	Justyn-Henry Malloy, 3b	2021	Atlanta Braves	6
Jerry Bass, rhp	1977	Los Angeles Dodgers	14		1994	Boston Red Sox	1	Zach Maxwell, rhp	2019	New York Yankees	30
Brett Binkley, lhp	1993	Los Angeles Dodgers	14	Pete Geist, of	1985	Los Angeles Dodgers	3		2022	Cincinnati Reds	6
Charlie Blackmon, of	2004	Florida Marlins	28	Al Gogolin, rhp	1994	Oakland Athletics	13	Kyle McCann, c	2019	Oakland Athletics	4
Steven Blackwood, of	2005	Boston Red Sox	20	Brandon Gold, rhp	2016	Colorado Rockies	12	Walt McConnell, 3b	1985	Los Angeles Dodgers	6
W.J. Blane, 1b	1967	Baltimore Orioles	36	Matt Gonzalez, 2b	2012	Oakland Athletics	11	Deck McGuire, rhp	2010	Toronto Blue Jays	1
Brandon Boggs, of	2001	New York Yankees	50		2016	Atlanta Braves	6	Eric McQueen, c	1995	New York Mets	14
Frank Bolick, 3b	1985	Montreal Expos	23	Tres Gonzales, of	2019	Los Angeles Dodgers	37		1999	Colorado Rockies	14
Kenny Bonifay, 1b	1991	Pittsburgh Pirates	49		2022	Pittsburgh Pirates	5	Victor Menocal, ss	1998	Atlanta Braves	6
Tim Borden II, 2b	2022	Houston Astros	16	Chris Goodman, rhp	2002	Florida Marlins	16		2002	Philadelphia Phillies	15
Jed Bradley, lhp	2011	Milwaukee Brewers	*1	John Goodman, rhp	2003	Kansas City Royals	5	Brandon Miller, c	2008	Boston Red Sox	33
Darren Bragg, of	1991	Seattle Mariners	22	Matthew Gorst, rhp	2006	St. Louis Cardinals	45	Chris Morgan, of	1983	Kansas City Royals	34
Kevin Brown, rhp	1986	Texas Rangers	1	Steve Green, of	1987	Los Angeles Dodgers	18		1984	Detroit Tigers	11
Andy Bruce, 3b	1990	Oakland Athletics	8	Tom Green, of	1990	Pittsburgh Pirates	30	A.J. Murray, c	2011	Houston Astros	48
Brian Burks, rhp	1991	St. Louis Cardinals	4	Tyler Greene, ss	2002	Atlanta Braves	2		2015	Minnesota Twins	14
Eddie Burns, lhp	2004	San Diego Padres	25	Ty Griffin, 2b	1985	Baltimore Orioles	12	Chase Murray, of	2019	Pittsburgh Pirates	13
Chase Burnette, of	2010	Cleveland Indians	18		1988	Chicago Cubs	1	Luke Murton, 1b	2007	New York Yankees	40
Scott Byers, 1b	1996	California Angels	21	Matthew Grimes, rhp	2010	Chicago White Sox	4		2008	Arizona Diamondbacks	33
Anthony Byrd, of	1992	Minnesota Twins	11	Marquis Grissom, Jr.	2013	Philadelphia Phillies	31	Matt Murton, of	2009	New York Yankees	19
Kevin Cameron, rhp	1998	Chicago White Sox	42	Michael Goldberg, of	2020	Oakland Athletics	3	Jason Neighborgall, rhp	2003	Boston Red Sox	*1
Randy Carroll, 2b	1965	Chicago White Sox	18	Tim Gustafson, rhp	2006	Atlanta Braves	9		2002	Boston Red Sox	7
Sam Clay, lhp	2014	Minnesota Twins	4	Buck Hall, lhp	1991	Los Angeles Dodgers	32		2005	Arizona Diamondbacks	3
Brent Colson, lhp	1992	Los Angeles Dodgers	11		1994	Texas Rangers	38	Gary Newsom, 2b	1982	Los Angeles Dodgers	14
Wally Crancer, of	2007	Baltimore Orioles	12	Jason Haniger, c	2008	Pittsburgh Pirates	19	Thomas Nichols, 3b	2010	Los Angeles Angels	16
Trevor Craport, 3b	2017	Baltimore Orioles	11	Gary Hardie, ss	1976	Cleveland Indians	7	Mike Nickeas, c	2004	Texas Rangers	5
Doug Creek, lhp	1990	California Angels	5		1979	New York Mets	5	Micah Owings, rhp	2002	Colorado Rockies	2
Butch Crook, lhp	1966	Houston Astros	2	Robb Hardy, p	1997	Boston Red Sox	32		2004	Chicago Cubs	19
Chuck Crowder, lhp	1995	Detroit Tigers	3	Andy Hawranick, c	2005	Chicago Cubs	48	Arden Pabst, c	2016	Pittsburgh Pirates	12
Brandon Cumpton, rhp	1999	Colorado Rockies	4	Josh Hedding, rhp	2014	Detroit Tigers	14	Daniel Palka, 1b	2010	Philadelphia Phillies	19
Xzavion Curry, rhp	2010	Pittsburgh Pirates	9	Chris Hicks, rhp	2005	Texas Rangers	35		2013	Arizona Diamondbacks	3
Jake Davies, 1b	2012	Cleveland Indians	7		2008	Houston Astros	14	Kevin Parada, c	2022	New York Mets	1
John Davis, rhp	1990	San Francisco Giants	19	Wes Hodges, 3b	2003	Chicago White Sox	13	Tyler Parker, c	1999	New York Mets	6
Derek Dietrich, ss	2007	Houston Astros	3	Chance Huff, rhp	2006	Cleveland Indians	2		2002	St. Louis Cardinals	8
Jeff Distasio, 1b	1986	San Francisco Giants	32	Heath Honeycutt, 3b	2022	Washington Nationals	6	Rhett Parrott, rhp	1998	Milwaukee Brewers	4
Sam Dove, 3b	2013	Philadelphia Phillies	14	Jay Hood, ss	1998	Florida Marlins	4		2001	St. Louis Cardinals	9
Sam Drake, rhp	1986	Detroit Tigers	25	John Horn, lhp	1985	Chicago Cubs	28	Eric Patterson, 2b	2001	Colorado Rockies	23
Charles Dudish, SS	1989	Milwaukee Brewers	24	Mike Hostetler, rhp	1988	Atlanta Braves	14		2004	Chicago Cubs	8
David Duncan, lhp	1968	San Francisco Giants	2	Brian Howard, ss	1981	Seattle Mariners	6	Danny Payne, of	2007	San Diego Padres	*1
	1971	San Diego Padres	1	Brant Hurter, lhp	2021	Detroit Tigers	7	Jay Payton, of	1994	New York Mets	*1
	2005	Minnesota Twins	14	Jared Hyatt, rhp	2007	Texas Rangers	33	Jason Perry, of	2002	Toronto Blue Jays	6
	2007	Washington Nationals	23	Lee Hyde, lhp	2006	Atlanta Braves	4	Philip Perry, rhp	1999	New York Mets	41
	2008	Houston Astros	5	Mott Hyde, ss	2010	Toronto Blue Jays	44		2002	St. Louis Cardinals	48
Geoff Duncan, rhp	1996	Florida Marlins	69	Riccardo Ingram, of	2014	Houston Astros	26	Ryan Peurifoy, of	2017	Pittsburgh Pirates	38
Marty Durkin, 2b	1987	Milwaukee Brewers	40	Dusty Isaacs, rhp	2010	Pittsburgh Pirates	50	Marc Piscicotta, rhp	1991	Pittsburgh Pirates	19
	1989	Cleveland Indians	38	Kevin Jacob, rhp	2014	Toronto Blue Jays	18	Tony Plagman, 1b	2009	New York Yankees	46
David Elder, rhp	1997	Texas Rangers	4		2010	New York Yankees	18		2010	Detroit Tigers	9
Tristin English, 1b/rhp	2019	Arizona Diamondbacks	3	Andrew Jenkins, 1b	2022	Detroit Tigers	9	Jim Poole, lhp	1987	Los Angeles Dodgers	34
Scott Erwin, rhp	1988	Los Angeles Dodgers	8	Reggie Johnson, 3b	1992	Los Angeles Dodgers	14		1988	Los Angeles Dodgers	9
	1989	Oakland Athletics	5	Scott Jordan, of	1984	Boston Red Sox	16	Mark Pope, rhp	2008	Atlanta Braves	17
Jacob Esch, rhp/ss	2011	Florida Marlins	11		1985	Cleveland Indians	4		2011	San Diego Padres	5
Zane Evans, c	2013	Kansas City Royals	4	Connor Justus, ss	2016	Los Angeles Angels	5	Scott Prather, lhp	1995	California Angels	29
				Steve Kelly, rhp	1998	Chicago White Sox	5		1998	St. Louis Cardinals	16
					2001	Cincinnati Reds	4	Bryan Prince, c	2001	Cincinnati Reds	10
				Roger Kinard, lhp	1987	Atlanta Braves	43	Baron Radcliff, of	2017	Atlanta Braves	40
				Jeff Kindel, of	2006	Colorado Rockies	14		2020	Philadelphia Phillies	5
				Bert Kizer, 1b	1977	New York Mets	14	Clifton Remole, 1b	2004	Anaheim Angels	11
				Andrew Kown, rhp	2007	Detroit Tigers	5	Brad Rigby, rhp	1991	New York Yankees	17
				Tim Ladd, lhp	2007	Atlanta Braves	9		1994	Oakland Athletics	2
								Ryan Ritter, 2b	1992	Cleveland Indians	10
									1995	Milwaukee Brewers	8
								Whit Robbins, if	2006	Minnesota Twins	4
								Andrew Robinson, rhp	2010	Houston Astros	12
								Stu Rogers, lhp	1983	Texas Rangers	32
								Jeff Rowland, of	2009	Cleveland Indians	21
									2010	Detroit Tigers	19
								Brad Rulon, rhp	2008	New York Yankees	34
								Zac Ryan, rhp	2017	Anaheim Angels	23
								Brian Sager, rhp	1998	Arizona Diamondbacks	13

YELLOW JACKETS IN THE MLB DRAFT

TECH PLAYERS IN THE DRAFT

Player	Year	Organization	Round
	2001	Chicago White Sox	13
Matt Saier, rhp	1995	Kansas City Royals	15
Mike Schisler, rhp	1973 . . #	Milwaukee Brewers	21
	1974	Atlanta Braves	3!
Todd Shiver, rhp	1987	Milwaukee Brewers	19
Chandler Simpson, 2b	2022	Tampa Bay Rays	2
Matt Skole, 3b	2011	Washington Nationals	5
Jeremy Slayden, of	2001 . . +	San Diego Padres	20
	2004 . . #	Oakland Athletics	18
	2005	Philadelphia Phillies	8
Michael Sorrow, 3b	1996	San Francisco Giants	29
Daniel Spingola, of	2014 . . #	Chicago Cubs	24
	2015	Chicago Cubs	31
John Stewart, lhp	1986	Atlanta Braves	24
Brad Stockton, of	2001	Texas Rangers	22
Mark Teixeira, 3b	1998 . . +	Boston Red Sox	9
	2001	Texas Rangers	1
Rich Thieme, lhp	1997	Atlanta Braves	17
Brandon Thomas, of	2009 . . +	Colorado Rockies	37
	2012 . . #	Pittsburgh Pirates	4
	2013	New York Yankees	8
Connor Thomas, lhp	2019	St. Louis Cardinals	5
J.J. Thomas, of	1994 . . +	Kansas City Royals	46
	1997	Houston Astros	15
Tommy Thompson, 1b	1981	Kansas City Royals	21
Ted Tomasovich, of	1968 . . #	San Diego Padres	17
	1969	Cincinnati Reds	!2
Ryan Turner, lhp	2007	Texas Rangers	45
Cory Vance, lhp	1997 . . +	Los Angeles Dodgers	11
	2000	Colorado Rockies	4
Jason Varitek, c	1990 . . +	Houston Astros	23
	1993 . . #	Minnesota Twins	1
	1994	Seattle Mariners	1
Zach Von Tersch, rhp	2006 . . +	Washington Nationals	38
	2009	New York Mets	22
Luke Waddell	2019 . . #	Arizona Diamondbacks	32
	2021	Atlanta Braves	5
Nick Wagner, rhp	2004	Tampa Bay Devil Rays	28
Aaron Walker, lhp	2004	Tampa Bay Devil Rays	30
Jeff Watchko, rhp	2002 . . #	Pittsburgh Pirates	18
	2003	Colorado Rockies	24
K.G. White, of	1988	Los Angeles Dodgers	39
Matt Wieters, c	2007	Baltimore Orioles	1
Amos Willingham, rhp	2019	Washington Nationals	17
Kris Wilson, rhp	1994 . . +	New York Mets	65
	1997	Kansas City Royals	9
Joe Wise, rhp	1989 . . #	Chicago Cubs	37
	1990 . . #	St. Louis Cardinals	26
Michael Wolff, of	1992	California Angels	16
Blake Wood, rhp	2006	Kansas City Royals	3
Kyle Wren, of	2012 . . #	Cincinnati Reds	30
	2013	Atlanta Braves	8
Jase Wrigley, rhp	1998	Colorado Rockies	18
L.J. Yankosky, rhp	1993 . . +	Minnesota Twins	18
	1996 . . #	Tampa Bay Devil Rays	54
	1998	Atlanta Braves	11
Simon Young, lhp	1996 . . +	Florida Marlins	40
	1999	Cleveland Indians	48

NOTES:
 * Supplemental first-round (sandwich) pick
 + Drafted from high school/junior college but enrolled at Tech
 ++ Drafted from high school and enrolled in junior college before attending Georgia Tech
 # Drafted from Georgia Tech but returned
 ! Secondary phase of the June/January draft

DRAFTED BEFORE ATTENDING TECH

• *Never and/or not yet redrafted*

Player	Year	Organization	Round
Robert Aaron, rhp	1996 . . +	Cleveland Indians	36
Luke Bartnicki, lhp	2018 . . +	Arizona Diamondbacks	29
Brad Busbin, rhp	1998 . . +	Houston Astros	3
Jon Crosby, rhp	2002 . . +	Arizona Diamondbacks	45
Stephe Donaghey, rhp	1995 . . +	Kansas City Royals	13
Curtis Dupart, of	2006 . . +	Colorado Rockies	31
Brian Fleury, c	1986 . . +	Houston Astros	21
Mike Fowler, 3b	1985 . . +	Los Angeles Dodgers	8!
Kevin Guyette, rhp	2001 . . +	Seattle Mariners	41
Carter Hall, ss	2015 . . +	Atlanta Braves	34
Colin Hall, of	2017 . . +	Colorado Rockies	39
Jon Halverson, rhp	1988 . . +	Montreal Expos	58
Jonathan Hughes, rhp	2015 . . +	Baltimore Orioles	2
Jon Henry Kail, of	1999 . . +	Boston Red Sox	6
John Kohli, lhp	1985 . . +	Toronto Blue Jays	3!
	1985 . . +	Baltimore Orioles	3
Shane McGill, rhp	1993 . . +	Pittsburgh Pirates	6
Jeff Mons, c	1983 . . +	Cincinnati Reds	33
David Newhan, 2b	1992 . . +	Chicago Cubs	49
Cole Pitts, rhp	2011 . . +	Cleveland Indians	32
Kyle Schmidt, rhp	2001 . . +	Baltimore Orioles	29
Oscar Serratos, ss	2017 . . +	Cleveland Indians	14
Charles Sheffield, of	2011 . . +	Oakland Athletics	49
DeAndre Smelter, rhp	2010 . . +	Minnesota Twins	14
Jackson Webb, ss	2015 . . +	Atlanta Braves	37

NOTES:
current member of the team
 * Supplemental first-round (sandwich) pick
 + Drafted from high school/junior college but enrolled at Tech
 ++ Drafted from high school and enrolled in junior college before attending Georgia Tech
 # Drafted from Georgia Tech but returned
 ! Secondary phase of the June/January draft

HISTORY

YELLOW JACKETS IN THE MLB DRAFT

GEORGIA TECH PLAYERS IN THE DRAFT (by year)

Year	Player	Organization	Round	Year	Player	Organization	Round	Year	Player	Organization	Round
1965	Randy Carroll, 2B	Chicago White Sox #	18	1989	Scott Erwin, RHP	Oakland Athletics	5	1998	Heath Honeycutt, 3B	Florida Marlins	4
					Sam Drake, RHP	Milwaukee Brewers	24		Jay Hood, SS	Anaheim Angels	6
1966	Butch Crook, LHP	Houston Astros	2		Joe Wise, RHP	Chicago Cubs #	37		Chuck Crowder, LHP	Pittsburgh Pirates #	8
	Randy Carroll, 2B	Cleveland Indians	6!		Marty Durkin, 2B	Cleveland Indians	38		L.J. Yankosky, RHP	Atlanta Braves	11
					Jonathan Anderson, C	California Angels #	48		Scott Prather, LHP	St. Louis Cardinals	16
1967	W.J. Blane, 1B	Baltimore Orioles	36						Jase Wrigley, RHP	Colorado Rockies	18
				1990	Doug Creek, LHP	California Angels #	5				
1968	Ted Tomasovich, OF	San Diego Padres #	17		Andy Bruce, 3B	Oakland Athletics #	8	1999	Chuck Crowder, LHP	Colorado Rockies	4
					John Davis, RHP	San Francisco Giants #	19		Eric McQueen, C	Colorado Rockies	14
1969	Ted Tomasovich, OF	Cincinnati Reds	2!		Joe Wise, RHP	St. Louis Cardinals #	26		Simon Young, LHP	Cleveland Indians	48
					Tom Green, OF	Pittsburgh Pirates	30				
1971	Charles Dudish, SS	San Diego Padres	1!		Anthony Maisano, 1B	Seattle Mariners #	43	2000	Cory Vance, LHP	Colorado Rockies	4
1973	Michael Schisler, RHP	Milwaukee Brewers #	21	1991	Andy Bruce, 3B	St. Louis Cardinals	4	2001	Mark Teixeira, 3B	Texas Rangers	1
					Doug Creek, LHP	St. Louis Cardinals	7		Richard Lewis, 2B	Atlanta Braves	*1
1974	Michael Schisler, RHP	Atlanta Braves	3!		Marc Pisciotta, RHP	Pittsburgh Pirates	19		Steve Kelly, RHP	Cincinnati Reds	4
					Mike Hostetler, RHP	Atlanta Braves	21		Rhett Parrott, RHP	St. Louis Cardinals	9
1977	Jerry Bass, RHP	Los Angeles Dodgers	14		Darren Bragg, OF	Seattle Mariners	22		Bryan Prince, C	Cincinnati Reds	10
	Bert Kizer, 1B	New York Mets	14		Kenny Bonifay, 1B	Pittsburgh Pirates	49		Kevin Cameron, RHP	Minnesota Twins	13
									Brian Sager, RHP	Chicago White Sox	13
1979	Gary Hardie, SS	New York Mets	5	1992	Carlton Fleming, 2B	New York Yankees	7		Jason Basil, OF	Oakland Athletics	15
					Anthony Byrd, OF	Minnesota Twins	11		Brad Stockton, OF	Texas Rangers	22
1981	Tommy Thompson, 1B	Kansas City Royals	21		Brent Colson, LHP	Los Angeles Dodgers	11				
					Reggie Johnson, 3B	Los Angeles Dodgers	14	2002	Jason Perry, OF	Toronto Blue Jays	6
1982	Rick Lockwood, 3B	Baltimore Orioles #	7		Michael Wolff, OF	California Angels	16		Tyler Parker, C	St. Louis Cardinals	8
	Gary Newsom, 2B	Los Angeles Dodgers	14						Victor Menocal, SS	Philadelphia Phillies	15
				1993	Jason Varitek, C	Minnesota Twins #	1		Chris Goodman, RHP	Florida Marlins #	16
1983	Rick Lockwood, 3B	Baltimore Orioles	4		Brett Binkley, LHP	Los Angeles Dodgers	14		Jeff Watchko, RHP	Pittsburgh Pirates #	18
	Stuart Rogers, LHP	Texas Rangers	32						Philip Perry, RHP	St. Louis Cardinals #	48
	Chris Morgan, OF	Kansas City Royals #	34	1994	Nomar Garciaparra, SS	Boston Red Sox	1	2003	Matt Murton, OF	Boston Red Sox #	1
					Jason Varitek, C	Seattle Mariners	1		Chris Goodman, RHP	Kansas City Royals	5
1984	Chris Morgan, OF	Detroit Tigers	11		Jay Payton, OF	New York Mets	*1		Kyle Bakker, LHP	Atlanta Braves	20
	Scott Jordan, OF	Boston Red Sox #	16		Brad Rigby, RHP	Oakland Athletics	2		Jeff Watchko, RHP	Colorado Rockies	24
					Al Gogolin, RHP	Oakland Athletics	13				
1985	Pete Geist, OF	Los Angeles Dodgers	3		Buck Hall, LHP	Texas Rangers #	38	2004	Brandon Boggs, OF	Texas Rangers	4
	Scott Jordan, OF	Cleveland Indians	4						Andrew Kown, RHP	Detroit Tigers	5
	Walt McConnell, 3B	Los Angeles Dodgers	6	1995	Ryan Ritter, 2B	Milwaukee Brewers	8		Mike Nickeas, C	Texas Rangers	5
	John Horn, LHP	Chicago Cubs	28		Matt Saier, RHP	Kansas City Royals	15		Eric Patterson, 2B	Chicago Cubs	8
									Cliff Remole, 1B	Los Angeles Angels	11
1986	Kevin Brown, RHP	Texas Rangers	1	1996	Tucker Barr, C	Houston Astros	5		Jeremy Slayden, OF	Oakland Athletics #	18
	Keith Fleming, RHP	Milwaukee Brewers	9		Scott Byers, 1B	California Angels	21		Micah Owings, RHP	Chicago Cubs #	19
	John Stewart, LHP	Atlanta Braves	24		Michael Sorrow, 3B	San Francisco Giants	29		Brian Burks, RHP	San Diego Padres	25
	Jeff Distasio, 1B	San Francisco Giants	32		L.J. Yankosky, RHP	Tampa Bay Devil Rays #	54		Nicholas Wagner, RHP	Tampa Bay Devil Rays	28
					Geoff Duncan, RHP	Florida Marlins	69		Aaron Walker, LHP	Tampa Bay Devil Rays	30
1987	Riccardo Ingram, OF	Detroit Tigers	4					2005	Tyler Greene, SS	St. Louis Cardinals	1
	Frank Bolick, 3B	Milwaukee Brewers	9	1997	Mark Fischer, OF	Boston Red Sox	*1		Jason Neighborgall, RHP	Arizona Diamondbacks	3
	Steve Green, OF	Los Angeles Dodgers	18		Dave Elder, RHP	Texas Rangers	4		Jeremy Slayden, OF	Philadelphia Phillies	8
	Todd Shiver, RHP	Milwaukee Brewers	19		Kris Wilson, RHP	Kansas City Royals	9		Steven Blackwood, OF	St. Louis Cardinals #	26
	Jim Poole, LHP	Los Angeles Dodgers #	34		Adam Leggett, 2B	Anaheim Angels	14		Andrew Hawranick, C	Chicago Cubs #	48
	Roger Kinard, LHP	Atlanta Braves	43		J.J. Thomas, 1B	Houston Astros	15				
					Richard Thieme, LHP	Atlanta Braves	17				
1988	Ty Griffin, 2B	Chicago Cubs	1								
	Scott Erwin, RHP	Los Angeles Dodgers #	8								
	Jim Poole, LHP	Los Angeles Dodgers	9								
	K.G. White, OF	Los Angeles Dodgers	39								

YELLOW JACKETS IN THE MLB DRAFT

GEORGIA TECH PLAYERS IN THE DRAFT (by year)

Year	Player	Organization	Round	Year	Player	Organization	Round
2006	Wes Hodges, 3B	Cleveland Indians	2	2013	Daniel Palka, 1B	Arizona Diamondbacks	3
	Blake Wood, RHP	Kansas City Royals	3		Zane Evans, C	Kansas City Royals	4
	Whitney Robbins, OF	Minnesota Twins	4		Buck Farmer, RHP	Detroit Tigers	5
	Lee Hyde, LHP	Atlanta Braves	4		Kyle Wren, OF	Atlanta Braves	8
	Tim Gustafson, RHP	Atlanta Braves	9		Brandon Thomas, OF	New York Yankees	8
	Jeff Kindel, OF	Colorado Rockies	14		Sam Dove, 3B	Philadelphia Phillies	14
	John Goodman, RHP	St. Louis Cardinals #	45		Matthew Grimes, RHP	Philadelphia Phillies #	31
2007	Matt Wieters, C	Baltimore Orioles	1	2014	Sam Clay, LHP	Minnesota Twins	4
	Danny Payne, OF	San Diego Padres	*1		Josh Hedding, RHP	Detroit Tigers	14
	Michael Fisher, SS	Atlanta Braves	6		Dusty Isaacs, RHP	Toronto Blue Jays	18
	Tim Ladd, LHP	Atlanta Braves	9		Matthew Grimes, RHP	Baltimore Orioles	18
	Wally Crancer, OF	Baltimore Orioles	12		Daniel Spingola, OF	Chicago Cubs #	24
	Eddie Burns, RHP	Atlanta Braves #	16		Mott Hyde, 2B	Houston Astros	26
	David Duncan, LHP	Washington Nationals #	23	2015	A.J. Murray, C	Minnesota Twins	14
	Jared Hyatt, RHP	Texas Rangers	33		Daniel Spingola, OF	Chicago Cubs	31
	Luke Murton, 1B	New York Yankees #	40	2016	Connor Justus, SS	Los Angeles Angels	5
	Ryan Turner, LHP	Texas Rangers	45		Matt Gonzalez, 2B	Atlanta Braves	6
2008	Charlie Blackmon, OF	Colorado Rockies	2		Brandon Gold, RHP	Colorado Rockies	12
	David Duncan, LHP	Houston Astros	5		Matthew Gorst, RHP	Boston Red Sox	12
	Chris Hicks, RHP	Houston Astros	14		Arden Pabst, C	Pittsburgh Pirates	12
	Jason Haniger, C	Pittsburgh Pirates #	19	2017	Trevor Craport, 3B	Baltimore Orioles	11
	Luke Morton, 1B	Arizona Diamondbacks #33	33		Ryan Peurifoy, OF	Pittsburgh Pirates	38
	Brad Rulon, RHP	New York Yankees	34		Zac Ryan, RHP	Los Angeles Angels	23
	Eddie Burns, RHP	Cleveland Indians	39	2018	Joey Bart, C	San Francisco Giants	1
2009	Luke Murton, 1B	New York Yankees	19		Wade Bailey, 2B	Los Angeles Angels	33
	Jeff Rowland, OF	Cleveland Indians #	21	2019	Tristin English, 1B/RHP	Arizona Diamondbacks	3
	Zachary Von Tersch, RHP	New York Mets	22		Kyle McCann, C	Oakland A's	4
	Tony Plagman, 1B	New York Yankees #	46		Connor Thomas, LHP	St. Louis Cardinals	5
2010	Deck McGuire, RHP	Toronto Blue Jays	1		Xzavion Curry, RHP	Cleveland Indians	7
	Derek Dietrich, SS	Tampa Bay Rays	*2		Chase Murray, OF	Pittsburgh Pirates	13
	Cole Leonida, C	Washington Nationals	6		Amos Willingham, RHP	Washington Nationals	17
	Brandon Cumpton, RHP	Pittsburgh Pirates	9		Luke Waddell, SS	Arizona Diamondbacks#	32
	Tony Plagman, 1B	Detroit Tigers	9	2020@	Michael Guldberg, OF	Oakland A's	3
	Andrew Robinson, RHP	Houston Astros	12		Baron Radcliff, OF	Philadelphia Phillies	5
	Thomas Nichols, 3B	Los Angeles Angels	16	2021^	Luke Waddell, SS	Atlanta Braves	5
	Chase Burnette, 1B	Cleveland Indians	18		Justyn-Henry Malloy, 3B	Atlanta Braves	6
	Kevin Jacob, RHP	New York Yankees #	18		Brant Hurter, LHP	Detroit Tigers	7
	Jeff Rowland, OF	Detroit Tigers	19	2022	Kevin Parada, C	New York Mets	1
2011	Jed Bradley, LHP	Milwaukee Brewers	*1		Chandler Simpson, 2B	Tampa Bay Rays	2
	Matt Skole, 3B	Washington Nationals	5		Tres Gonzalez, OF	Pittsburgh Pirates	5
	Mark Pope, RHP	San Diego Padres	5		Zach Maxwell, RHP	Cincinnati Reds	6
	Jake Esch, RHP/SS	Florida Marlins	11		Chance Huff, RHP	Washington Nationals	8
	Kevin Jacob, RHP	St. Louis Cardinals	31		Andrew Jenkins, 1B	Detroit Tigers	9
2012	Luke Bard, RHP	Minnesota Twins	*1		Marquis Grissom, Jr., RHP	Washington Nationals	13
	Brandon Thomas, OF	Pittsburgh Pirates #	4		Tim Borden II, 2B	Houston Astros	15
	Buck Farmer, RHP	Milwaukee Brewers #	15				
	Jake Davies, 1B	Boston Red Sox	21				
	Kyle Wren, OF	Cincinnati Reds #	30				

NOTES:

- * Supplemental first-round (sandwich) pick
- # Drafted from Georgia Tech but returned to school
- ! Secondary phase of June/January draft
- @ Draft limited to five rounds due to Covid-19 pandemic
- ^ Draft changed to only 20 rounds

HISTORY

ALL-AMERICANS

BUD BLEMKER, P

1957 ABCA2nd

RANDY CARROLL, 2B

1965 ABCA3rd

BUTCH CROOK, P

1966 Sporting News2nd

CAM BONIFAY, 1B

1971 Sporting NewsHM

TOMMY THOMPSON, 1B

1979 ABCA2nd

SCOTT JORDAN, OF

1985 Baseball America3rd

KEVIN BROWN, P

1986 Sporting News1st

RICCARDO INGRAM, OF1987 ABCA1st
Baseball America1st**TY GRIFFIN, 2B**1988 Sporting News1st
ABCA2nd
Baseball America3rd**SCOTT ERWIN, P**1988 ABCA3rd
Baseball America3rd**DARREN BRAGG, OF**

1990 Baseball America3rd

ANDY BRUCE, 3B1990 ABCA3rd
1991 ABCA1st
Baseball America2nd**MIKE HOSTETLER, P**

1990 ABCA3rd

ANTHONY MAISANO, 1B

1990 ABCA3rd

JASON VARITEK, C1992 ABCA1st
Baseball America1st
Collegiate Baseball1st
1993 ABCA1st
Baseball America1st
Collegiate Baseball1st
NCBWA1st
1994 ABCA1st
Baseball America1st
Collegiate Baseball1st
NCBWA1st**NOMAR GARCIPARRA, SS**1993 NCBWA1st
1994 ABCA1st
Baseball America1st
Collegiate Baseball1st
NCBWA1st**BRAG RIGBY, P**1993 ABCA2nd
Baseball America2nd
Collegiate Baseball2nd
NCBWA2nd
1994 NCBWA1st
Baseball America2nd**JAY PAYTON, OF**1994 ABCA1st
Baseball America1st
Collegiate Baseball1st
NCBWA1st**AL GOGOLIN, P**

1994 NCBWAHM

RYAN RITTER, OF/UT1995 NCBWA2nd
Collegiate Baseball3rd
ABCAHM**MICHAEL SORROW, 3B**

1996 NCBWA2nd

MARK FISHER, OF1996 NCBWA3rd
1997 Sporting News1st
Baseball America2nd
ABCA2nd
NCBWA3rd**DAVID ELDER, P**

1996 NCBWAHM

J.J THOMAS, OF

1996 NCBWAHM

KRIS WILSON, P1997 NCBWA1st
Sporting News2nd
ABCA2nd
Baseball America3rd
Collegiate Baseball3rd**CHUCK CROWDER, P**1998 Sporting News1st
NCBWA3rd
Collegiate Baseball3rd
1999 NCBWA3rd**HEATH HONEYCUTT, 2B**

1998 NCBWA3rd

SCOTT PRATHER, UTL

1998 NCBWA3rd

MARK TEIXEIRA, 3B1999 NCBWA2nd
2000 Baseball America1st
Collegiate Baseball1st
NCBWA1st
Sporting News1st
Baseball Weekly1st**RICHARD LEWIS, 2B**2000 NCBWA2nd
Sporting News2nd
Baseball Weekly2nd**CORY VANCE, P**

2000 Baseball America3rd

KYLE BAKKER, P2002 Baseball America2nd
Collegiate Baseball3rd
NCBWA3rd**ERIC PATTERSON, 2B**

2002 Collegiate Baseball3rd

MICAH OWINGS, P/DH

2003 Baseball America2nd

TYLER GREENE, SS2005 Baseball America1st
Collegiate Baseball1st
NCBWA1st
USA Today1st**MATT WIETERS, C**2006 Baseball America1st
ABCA/Rawlings2nd
2007 Baseball America1st
Rivals.com1st
NCBWA2nd
Collegiate Baseball3rd**DANNY PAYNE, OF**

2007 Baseball America3rd

DECK MCGUIRE, P2009 Collegiate Baseball1st
NCBWA1st
Baseball America2nd
ABCA/Rawlings3rd
2010 Collegiate Baseball3rd**LUKE MURTON, OF**2009 ABCA/Rawlings3rd
Baseball America3rd
Collegiate Baseball3rd**TONY PLAGMAN, 1B**

2010 Collegiate Baseball3rd

DEREK DIETRICH, SS

2010 Baseball America3rd

MARK POPE, P2011 Collegiate Baseball2nd
Baseball America3rd
NCBWA3rd**JAKE DAVIES, 1B**

2012 CBIHM

ALEX CRUZ, P

2012 CBIHM

DANIEL PALKA, OF2013 Baseball America1st
NCBWA1st
ABCA/Rawlings2nd
Collegiate Baseball3rd**ZANE EVANS, C**2013 NCBWA2nd
Baseball America3rd
ABCA/Rawlings3rd
Collegiate Baseball3rd**MATTHEW GORST, P**

2016 NCBWA2nd

WADE BAILEY, 2B

2017 Collegiate Baseball2nd

JOEY BART, C2018 NCBWA1st
Baseball America1st
Collegiate Baseball1st
ABCA/Rawlings1st
Perfect Game1st
D1Baseball2nd**TRISTIN ENGLISH, 1B/P**2019 Perfect Game2nd
D1 Baseball2nd
College Baseball Foundation2nd
ABCA/Rawlings2nd
Baseball America3rd
NCBWA3rd**KYLE MCCANN, C**2019 Baseball America2nd
NCBWA2nd
Collegiate Baseball2nd
ABCA/Rawlings2nd
Perfect Game3rd
D1 Baseball3rd**CONNOR THOMAS, P**

2019 Collegiate Baseball2nd

KEVIN PARADA, C2022 Collegiate Baseball1st
D1Baseball1st
Baseball America1st
Perfect Game1st
NCBWA1st
ABCA/Rawlings1st**ANDREW JENKINS, 1B**

2022 Collegiate Baseball2nd

CHANDLER SIMPSON, 2B2022 D1Baseball3rd
ABCA/Rawlings3rd
Perfect Game3rd

ALL-AMERICANS

FIRST TEAM SELECTIONS

Year	Player	Organization(s)
1986	Kevin Brown, P	TSN
1987	Riccardo Ingram, OF	ABCA, BA
1988	Ty Griffin, 2B	TSN
1991	Andy Bruce, 3B	ABCA
1992	Jason Varitek, C	ABCA, BA, CB
1993	Jason Varitek, C	ABCA, BA, CB, NCBWA
	Nomar Garciaparra, SS	NCBWA
1994	Nomar Garciaparra, SS	ABCA, BA, CB, NCBWA
	Jay Payton, OF	ABCA, BA, CB, NCBWA
	Jason Varitek, C	ABCA, BA, CB, NCBWA
	Brad Rigby, P	NCBWA
1997	Mark Fischer, OF	TSN
	Kris Wilson, P	NCBWA
1998	Chuck Crowder, P	TSN
2000	Mark Teixeira, 3B	BA, CB, BW, NCBWA, TSN
2005	Tyler Greene, SS	BA, CB, NCBWA, USA
2006	Matt Wieters, C	BA
2007	Matt Wieters, C	BA, RC
2009	Deck McGuire, P	CB, NCBWA
2013	Daniel Palka, OF	BA, NCBWA
2018	Joey Bart, C	NCBWA, BA, CB, ABCA, PG
2022	Kevin Parada, C	NCBWA, BA, CB, ABCA, PG, D1

SECOND TEAM SELECTIONS

Year	Player	Organization(s)
1957	Bud Blemker, P	ABCA
1966	Butch Crook, P	TSN
1979	Tommy Thompson, 1B	ABCA
1988	Ty Griffin, 2B	ABCA
1991	Andy Bruce, 3B	BA
1993	Brad Rigby, P	ABCA, BA, CB, NCBWA
1995	Ryan Ritter, OF/UT	NCBWA
1996	Michael Sorrow, 3B	NCBWA
1997	Mark Fischer, OF	BA, ABCA
	Kris Wilson, P	ABCA, TSN
1999	Mark Teixeira, 3B	NCBWA
2000	Richard Lewis, 2B	BW, NCBWA, TSN
2002	Kyle Bakker, P	BA
2003	Micah Owings, P-DH	BA
2006	Matt Wieters, C	ABCA
2007	Matt Wieters, C	NCBWA
2009	Deck McGuire, P	BA
2011	Mark Pope, P	CB
2013	Zane Evans, C	NCBWA
2016	Matthew Gorst, P	NCBWA
2017	Wade Bailey, 2B	CB
2018	Joey Bart, C	D1
2019	Tristin English, 1B/P	PG, D1, CBF, ABCA
	Kyle McCann, C	BA, NCBWA, CB, ABCA
	Connor Thomas, P	CB
2022	Andrew Jenkins, 1B	CB

THIRD TEAM SELECTIONS

Year	Player	Organization(s)
1965	Randy Carroll, 2B	ABCA
1985	Scott Jordan, OF	BA
1988	Scott Erwin	ABCA, BA
	Ty Griffin, 2B	BA
1990	Darren Bragg, OF	BA
	Andy Bruce, 3B	ABCA
	Mike Hostetler, P	ABCA
	Anthony Maisano, 1B-C	ABCA
1994	Brad Rigby, P	BA
1995	Ryan Ritter, OF/UT	CB
1996	Mark Fischer, OF	NCBWA
1997	Mark Fischer, OF	NCBWA
	Kris Wilson, P	BA, CB
1998	Chuck Crowder, P	CB, NCBWA
1999	Chuck Crowder, P	NCBWA
	Heath Honeycutt, 2B	NCBWA
	Scott Prather, UT	NCBWA
2000	Cory Vance, P	BA
2002	Eric Patterson, 2B	CB
	Kyle Bakker, P	CB, NCBWA
2007	Danny Payne, OF	BA
	Matt Wieters, C	CB
2009	Deck McGuire, P	ABCA
	Luke Murton, OF	ABCA, CB, BA
2010	Deck McGuire, P	CB
	Tony Plagman	CB
	Derek Dietrich	BA
2011	Mark Pope, P	BA, NBCWA
2013	Daniel Palka, OF	CB
	Zane Evans, C	CB, BA
2019	Tristin English, 1B/P	BA, NCBWA
	Kyle McCann, C	PG, D1
2022	Chandler Simpson, 2B	D1, PG, ABCA

HONORABLE MENTIONS

Year	Player	Organization(s)
1971	Cam Bonifay, 1B	TSN
1994	Al Gogolin, P	NCBWA
1995	Ryan Ritter, OF/UT	ABCA
1996	David Elder, P	NCBWA
	J.J. Thomas, OF	NCBWA
2012	Jake Davies, 1B	CBI
	Alex Cruz, P	CBI

Italics = received higher honors same season

KEY:

- ABCA - American Baseball Coaches Association
- BA - Baseball America
- BW - Baseball Weekly
- CB - Collegiate Baseball (TPX Louisville Slugger)
- CBI - CollegeBaseballInsider.com
- NCBWA - National Collegiate Baseball Writers Assoc.
- RC - Rivals.com
- TSN - The Sporting News
- USA - USA Today
- D1 - D1Baseball
- PG - Perfect Game
- CBF - College Baseball Foundation

FRESHMAN ALL-AMERICANS

Year	Player	Organization(s)
1984	Jeff Mons, C	BA
1986	Ty Griffin, 2B	BA
	Frank Bolick, 3B	BA
1987	Sam Drake, P	BA
1989	Mike Hostetler, P	BA
1990	Carlton Fleming, 2B	CB
1991	Jason Varitek, C	CB
1992	Nomar Garciaparra, SS	BA, CB
	Brad Rigby, P	BA
	Michael Smith, OF	BA
	Jay Payton, OF	BA
1993	Ryan Ritter, OF	BA, CB
1995	Kris Wilson, P	BA
1996	Chuck Crowder, P	BA
	Jay Hood, SS	BA
1998	Cory Vance, P	CB
1999	Mark Teixeira, 3B	BA, CB*
2000	Jeff Watchko, P	BA, CB
2001	Kyle Bakker, P	CB
	Matt Murton, OF	CB
2002	Eric Patterson, 2B	BA, CB
	Jeremy Slayden, OF	BA, CB
2003	Micah Owings, P-DH	BA, CB
	Tyler Greene, SS	BA, CB
2005	Matt Wieters, UT	BA, CB
2008	Derek Dietrich, SS	BA, CB, NCBWA*, RC*
	Deck McGuire, P	CB, NCBWA
2009	Matt Skole, 3B	CB
2011	Kyle Wren, CF	CB, NCBWA, BA
	Zane Evans, C	BA
2013	Matt Gonzalez, 2B	CB
2015	Kel Johnson, OF	BA, CB, D1
2016	Tristin English, 1B	CB, D1
	Joey Bart, C	CB
2017	Austin Wilhite, SS	CB, NCBWA
2020	Drew Compton, 1B	CB
	Stephen Reid, DH	CB
	Dalton Smith, LHP	CB
2021	Kevin Parada	CB, D1, PG

KEY:

- * National Freshman of the Year
- BA - Baseball America
- CB - Collegiate Baseball (TPX Louisville Slugger)
- NCBWA - National Collegiate Baseball Writers Association
- RC - Rivals.com, PG - Perfect Game
- D1 - D1Baseball.com

NATIONAL HONORS

GOLDEN SPIKES AWARD

- **Outstanding Amateur Player**
- 1988 Ty Griffin, 2B finalist
- 1993 Jason Varitek, C finalist
- 1994 Jason Varitek, C winner**
- 2000 Mark Teixeira, 3B finalist
- 2007 Danny Payne, OF semifinalist
- 2007 Matt Wieters, C semifinalist
- 2009 Deck McGuire, P semifinalist
- 2010 Derek Dietrich, SS semifinalist
- 2011 Mark Pope, P semifinalist
- 2013 Zane Evans, C semifinalist
- 2018 Joey Bart, C semifinalist
- 2022 Kevin Parada, C finalist

R.E. "BOB" SMITH AWARD

- **College Player of the Year (discontinued in 2004)**
- 1988 Ty Griffin, 2B finalist
- 1990 Mike Hostetler, P finalist
- 1991 Andy Bruce, 3B semifinalist
- 1993 Jason Varitek, C semifinalist
- 1994 Jason Varitek, C winner**
- Nomar Garciaparra, SS semifinalist
- Jay Payton, OF semifinalist
- 2000 Mark Teixeira, 3B semifinalist

DICK HOWSER TROPHY

- **College Player of the Year**
- 1994 Jason Varitek, C winner**
- 2000 Mark Teixeira, 3B winner**
- 2013 Zane Evans, C semifinalist
- Daniel Palka, OF semifinalist
- 2018 Joey Bart, C finalist
- 2019 Kyle McCann, C finalist
- 2022 Kevin Parada, C finalist

BROOKS WALLACE AWARD

- **College Player of the Year: 2004-08**
- **Best College Shortstop: 2009-present**
- 2006 Matt Wieters, C semifinalist
- 2009 Derek Dietrich, SS semifinalist
- 2019 Luke Waddell, SS semifinalist

JOHNNY BENCH AWARD

- **Top Collegiate Catcher**
- 2007 Matt Wieters, C finalist
- 2013 Zane Evans, C finalist
- 2017 Joey Bart, C semifinalist
- 2018 Joey Bart, C winner**
- 2022 Kevin Parada, C winner**

BUSTER POSEY AWARD

- **Collegiate Catcher of the Year**
- 2022 Kevin Parada, C winner**

NATIONAL PLAYER OF THE YEAR

- 1994 Jason Varitek ABCA
- Baseball America
- NCBWA
- 2000 Mark Teixeira Baseball America
- Sporting News

NATIONAL COACH OF THE YEAR

- 1997 Danny Hall Sporting News

NATIONAL PITCHER OF THE YEAR

- 2009 Deck McGuire finalist
- 2013 Buck Farmer semifinalist

NATIONAL FRESHMAN OF THE YEAR

- 1999 Mark Teixeira, 3B Collegiate Baseball
- 2008 Derek Dietrich, SS Rivals.com

NATIONAL FRESHMAN HITTER

- 2008 Derek Dietrich, SS NCBWA

TWO-WAY PLAYER OF THE YEAR


- 2019 Tristin English, 1B/P finalist

ACADEMIC ALL-AMERICANS

GTE, CoSIDA, ESPN The Magazine, Capital One

The College Sports Information Directors of America (CoSIDA) annually select the ESPN The Magazine Academic All-America Teams. To be nominated, a student-athlete must be a starter or important reserve with at least a 3.20 cumulative GPA for his career. Athletes are not eligible until they have reached sophomore athletic and academic standing at his current institution.

- 1979 Tommy Thompson, IF 2nd team
- 1993 Nomar Garciaparra, SS 3rd team
- 1994 Nomar Garciaparra, SS 1st team
- 1997 L.J. Yankosky, P 1st team
- 1998 L.J. Yankosky, P 1st team
- 2000 Mark Teixeira, 3B 1st team
- 2002 Matthew Boggs, 2B 2nd team
- 2006 Steven Blackwood, OF 3rd team
- 2008 Charlie Blackmon, OF 2nd team
- 2009 Derek Dietrich, SS 2nd team
- 2010 Derek Dietrich, SS 3rd team
- 2011 Jacob Esch, SS 3rd team
- 2012 Brandon Thomas, OF 2nd team
- 2013 Brandon Thomas, OF 3rd team
- 2019 Michael Guldberg, DH 1st team
- 2020 Michael Guldberg, OF 1st team
- Luke Waddell, SS 2nd team
- 2022 Andrew Jenkins, 1B 2nd team



MARK TEIXEIRA (left with Coach Danny Hall) and **JASON VARITEK** (right) are the only two players in school history to win the Dick Howser Trophy, recognizing the top player in college baseball.



DISTRICT/REGIONAL HONORS

ACADEMIC ALL-DISTRICT

GTE, CoSIDA, ESPN The Magazine, Capital One

1979	Tommy Thompson, IF	1st
1993	Nomar Garciaparra, SS	1st
1994	Nomar Garciaparra, SS	1st
1996	Adam Easterling, OF	1st
1997	L.J. Yankosky, P	1st
1998	L.J. Yankosky, P	1st
2000	Mark Teixeira, 3B	1st
2002	Matthew Boggs, 2B	1st
2004	Steven Blackwood, OF	1st
2005	Steven Blackwood, OF	1st
2006	Steven Blackwood, OF	1st
2007	Jared Hyatt, P	1st
2008	Charlie Blackmon, OF	1st
	Brad Feltes, 3B	3rd
	Jason Haniger, C	3rd
	Zach Von Tersch, P	3rd
2009	Dereck Dietrich, SS	1st
2010	Derek Dietrich, SS	1st
	Tony Plagman, 1B	1st
2011	Jacob Esch, SS	1st
2012	Brandon Thomas, OF	1st
	Sam Dove, 3B	1st
2013	Brandon Thomas, OF	1st
2017	Coleman Poje, OF/1B	1st
2019	Michael Guldberg, DH	1st
2020	Michael Guldberg, OF	1st
	Luke Waddell, SS	1st
2022	Andrew Jenkins, 1B	1st
	John Medich, P	2nd

HELMS HALL OF FAME

Joe Pittard, Coach	1946-61
--------------------	---------

GEORGIA SPORTS HALL OF FAME ATHLETE OF THE YEAR

1988	Ty Griffin	2B
1994	Jason Varitek	C

ATLANTA DUGOUT CLUB COLLEGE PLAYER OF THE YEAR

1971	Mike Sorrow
1976	David Middour
1991	Andy Bruce
1992	Jason Varitek
1993	Jason Varitek
1994	Jason Varitek
1996	Michael Sorrow
1997	Mark Fischer
2003	Micah Owings
2004	Andrew Kown

ABCA ALL-REGION

1984	Scott Jordan, OF	
	Pete Geist, SS	
1985	Scott Jordan, OF	
1987	Riccardo Ingram, OF	
1988	Scott Erwin, P	
	Ty Griffin, 2B	
	K.G. White, OF	
1989	Andy Bruce, 3B	1st
	Anthony Maisano, DH	2nd
1990	Andy Bruce, 3B	1st
	Anthony Maisano, DH	1st
1991	Andy Bruce, 3B	1st
	Darren Bragg, OF	2nd
1992	Jason Varitek, C	1st
	Carlton Fleming, 2B	2nd
1993	Jason Varitek, C	1st
	Brad Rigby, P	1st
	Nomar Garciaparra, SS	2nd
	Brett Binkley, P	2nd
1994	Jason Varitek, C	1st
	Nomar Garciaparra, SS	1st
	Jay Payton, OF	1st
	Brad Rigby, P	2nd
1995	Ryan Ritter, OF	1st
	Michael Sorrow, SS	1st
	Brandon Hensley, 3B	2nd
	J.J. Thomas, DH	2nd
1996	Mark Fischer, OF	1st
	J.J. Thomas, DH	1st
	Adam Leggett, 2B	2nd
1997	Mark Fischer, OF	1st
	Kris Wilson, P	1st
	Adam Leggett, 2B	2nd
1998	Chuck Crowder, P	2nd
1999	Mark Teixeira, 3B	1st
2000	Mark Teixeira, 3B	1st
	Richard Lewis, 2B	1st
	Bryan Prince, C	1st
	Jason Basil, OF	1st
	Cory Vance, P	1st
2001	Bryan Prince, C	1st
	Richard Lewis, SS	2nd
	Victor Menocal, 3B	2nd
2002	Kyle Bakker, P	2nd
	Jeremy Slayden, OF	2nd
2004	Steven Blackwood, OF	1st
	Eric Patterson, 2B	1st
2005	Tyler Greene, SS	1st
	Blake Wood, P	2nd
	Steven Blackwood, OF	2nd
	Matt Wieters, DH	2nd
2006	Matt Wieters, C	1st
	Wes Hodges, 3B	2nd
	Danny Payne, OF	2nd
2007	Danny Payne, OF	1st
	Matt Wieters, C	2nd
2008	Derek Dietrich, SS	2nd
2009	Deck McGuire, P	1st
	Luke Murton, OF	1st
2011	Mark Pope, P	1st
	Kyle Wren, OF	2nd
2012	Buck Farmer, P	2nd
	Brandon Thomas, OF	2nd
	Jake Davies, 1B	2nd
2013	Daniel Palka, OF	1st
	Zane Evans, C	1st
	Buck Farmer, P	2nd

2015	A.J. Murray, DH	2nd
2016	Matthew Gorst, P	1st
	Matt Gonzalez, OF	2nd
	Brandon Gold, P	2nd
2017	Wade Bailey, 2B	1st
	Joey Bart, C	2nd
2018	Joey Bart, C	1st
	Tristin English, 1B/RHP	2nd
2019	Tristin English, 1B/RHP	1st
	Kyle McCann, C	1st
	Connor Thomas, LHP	1st
	Michael Guldberg, DH	2nd
2021	Kevin Parada, C	2nd
2022	Kevin Parada, C	1st
	Andrew Jenkins, 1B	1st
	Chandler Simpson, 2B/SS	1st
	Tim Borden II, 2B/SS	2nd

PAST/DEFUNCT AWARDS

ALL-SEC

1939	Billy Gibson	SS
1951	Chappell Rhino	2B
	Bob Lusk	3B
1953	Chappell Rhino	UT
1954	Larry Morris	RF
1955	Bobby McCauley	UT
1956	Lane Akers	SS
1957	Johnny Menger	3B
	Bud Blemker	P
	Lane Akers	UT
1959	Bud Blemker	P
	George Inman	C
	Roger Kaiser	OF
	Mike Thomas	2B
1960	Ed Chambless	P
	George Inman	C
1961	Charlie Thompson	OF
	Billy Williamson	UT*
1962	John Gher	1B
	Richard Conliff	C*
1963	Jimmy Adams	C*

**Eastern Division*

ALL-METRO CONFERENCE

1976	Jim Giuliani	OF
1977	Rich Robbins	OF
	Jerry Bass	P

ALL-DISTRICT

1950	Henry Schoening, 1B	
	Y.F. (Buddy) Thompson, P	
1965	Randy Carroll, 2B	
1968	Ted Tomasovich, OF	
1971	Larry Elliott, SS	1st
	Mike Sorrow	2nd
1975	Frank Turner, SS	
1976	Jim Giuliani, OF	
1982	Rick Lockwood, 3B	

ALL-SOUTH INDEPENDENT

1974	Cam Bonifay, 1B
------	-----------------

ATLANTIC COAST CONFERENCE HONORS

COACH OF THE YEAR

1983	Jim Morris	38-15
1987	Jim Morris	51-14
1993	Jim Morris	47-14
1997	Danny Hall	46-15
2000	Danny Hall	50-16
2005	Danny Hall	45-19
2019	Danny Hall	43-19

ATHLETE OF THE YEAR

• **McKelvin Award**

1987	Riccardo Ingram	OF
------	-----------------	----

PLAYER OF THE YEAR

1987	Riccardo Ingram	OF
1991	Andy Bruce	3B
1993	Jason Varitek	C
2000	Mark Teixeira	3B
2018	Joey Bart	C

PITCHER OF THE YEAR

2009	Deck McGuire	RHP
------	--------------	-----

DEFENSIVE PLAYER OF THE YEAR

2018	Joey Bart	C
------	-----------	---

ROOKIE OF THE YEAR

1991	Jason Varitek	C
1992	Nomar Garciaparra	SS
1999	Mark Teixeira	3B
2003	Micah Owings	P/1B
2005	Matt Wieters	C

ALL-CONFERENCE

• **Selected by ACC head coaches**
• **Third Team selections added in 2014**

1979	Tommy Thompson, 1B	2nd
1980	Gary Newsom, 2B	2nd
1981	Gary Newsom, 2B	2nd
1982	Rick Lockwood, 3B	1st
	Gary Newsom, 2B	1st
1983	Rick Lockwood, 3B	1st
1984	Scott Jordan, CF	1st
1985	Scott Jordan, CF	1st
	Walt McConnell, 3B	1st
	Pete Geist, OF	2nd
	Steve Newbern, OF	2nd
	Jamie Sims, 2B	2nd
1986	Kevin Brown, P	2nd
	Jeff Distasio, 1B	2nd
1987	Ty Griffin, 2B	1st
	Riccardo Ingram, OF	1st
	Jim Poole, P	1st
	K.G. White, OF	1st
	Mike Fowler, OF	2nd
	Roger Kinard, P	2nd
	Billy Parham, 1B	2nd
1988	Ty Griffin, 2B	1st
	Jim Poole, P	1st
	K.G. White, OF	1st
	Pat McGuire, OF	2nd
	Joe Wise, P	2nd
1989	Andy Bruce, 3B	1st
	Anthony Maisano, DH	1st
	Marty Durkin, OF	2nd
	Mike Hostetler, RP	2nd
1990	Darren Bragg, OF	1st
	Andy Bruce, 3B	1st
	Mike Hostetler, SP	1st
	Anthony Maisano, DH	1st
	Jon Anderson, C	2nd
1991	Andy Bruce, 3B	1st
	Darren Bragg, OF	1st
	Jason Varitek, C	2nd
1992	Jason Varitek, C	1st

	Brian Aleya, DH	2nd
	Carlton Fleming, 2B	2nd
	Michael Wolff, 1B	2nd
1993	Brett Binkley, RP	1st
	Nomar Garciaparra, SS	1st
	Brad Rigby, SP	1st
	Jason Varitek, C	1st
	Brandon Hensley, 3B	2nd
	Jay Payton, OF	2nd
1994	Nomar Garciaparra, SS	1st
	Jay Payton, OF	1st
	Jason Varitek, C	1st
1995	Tucker Barr, C	1st
	Brandon Hensley, 3B	1st
	Ryan Ritter, OF	1st
	Matt Saier, UT	1st
	Michael Sorrow, SS	2nd
	J.J. Thomas, DH	2nd
1996	Michael Sorrow, 3B	1st
	Mark Fischer, OF	1st
	Tucker Barr, C	2nd
	Scott Byers, 1B	2nd
	Adam Leggett, 2B	2nd
	Ryan Thomas, OF	2nd
1997	J.J. Thomas, 1B	1st
	Kris Wilson, P	1st
	David Elder, P	2nd
	Mark Fischer, OF	2nd
1998	Chuck Crowder, P	1st
	Heath Honeycutt, 3B	2nd
	Jay Hood, SS	2nd
	Scott Prather, UT	2nd
	Jase Wrigley, P	2nd
	L.J. Yankosky, P	2nd
1999	Chuck Crowder, P	1st
	Mark Teixeira, 3B	1st
	Jason Basil, OF	2nd
	Eric McQueen, C	2nd
2000	Jason Basil, OF	1st
	Richard Lewis, 2B	1st
	Bryan Prince, C	1st
	Mark Teixeira, 3B	1st
	Cory Vance, P	1st
2001	Bryan Prince, C	1st
	Jason Basil, OF	2nd
	Steve Kelly, P	2nd
	Richard Lewis, SS	2nd
2002	Eric Patterson, 2B	1st
	Kyle Bakker, P	2nd
	Matt Murton, OF	2nd
	Tyler Parker, C	2nd
	Jeff Watchko, P	2nd
2003	Eric Patterson, 2B	1st
	Micah Owings, UT	1st
	Kyle Bakker, P	2nd
	Matt Murton, OF	2nd
2004	Brandon Boggs, OF	1st
	Eric Patterson, 2B	1st
	Micah Owings, UT	1st
	Steven Blackwood, OF	2nd
	Andrew Kown, P	2nd
	Clifton Remole, OF	2nd
2005	Steven Blackwood, OF	1st
	Tyler Greene, SS	1st
	Wes Hodges, 3B	1st
	Matt Wieters, UT	1st
	Jeff Kindel, OF	2nd
	Jeremy Slayden, OF	2nd
	Mike Trapani, 2B	2nd
	Blake Wood, P	2nd
2006	Danny Payne, OF	1st
	Wes Hodges, 3B	2nd
	Matt Wieters, C	2nd
	Jeff Kindel, OF	2nd
2007	Danny Payne, OF	1st
	Matt Wieters, C	1st
2008	Charlie Blackmon, OF	2nd
	Derek Dietrich, SS	2nd
	David Duncan, SP	2nd
	Brad Feltes, 3B	2nd
2009	Deck McGuire, P	1st
	Luke Murton, OF	1st
	Jeff Rowland, OF	1st
	Derek Dietrich, SS	2nd
	Tony Plagman, 1B	2nd
2010	Matt Skole, 3B	1st
	Tony Plagman, 1B	1st

	Derek Dietrich, SS	1st
	Deck McGuire, P	1st
	Thomas Nichols, DH	2nd
	Jed Bradley, P	2nd
2011	Mark Pope, P	1st
	Kyle Wren, OF	1st
	Jake Davies, 1B	2nd
	Matt Skole, 3B	2nd
	Jed Bradley, P	2nd
	Buck Farmer, P	2nd
2012	Buck Farmer, P	1st
	Brandon Thomas, OF	1st
	Jake Davies, 1B	2nd
	Daniel Palka, OF	2nd
2013	Buck Farmer, P	1st
	Zane Evans, C	1st
	Daniel Palka, OF	1st
	Kyle Wren, OF	2nd
2014	Matt Gonzalez, OF	2nd
	Thomas Smith, 1B	2nd
	Daniel Spingola, OF	2nd
	Mott Hyde, 2B	3rd
2015	Matt Gonzalez, 3B	2nd
	Brandon Gold, P	2nd
	A.J. Murray, DH	3rd
2016	Tristin English, 1B	1st
	Kel Johnson, OF	1st
	Matt Gonzalez, OF	1st
	Brandon Gold, P	2nd
	Matthew Gorst, P	2nd
	Connor Justus, SS	3rd
2017	Wade Bailey, 2B	1st
	Joey Bart, C	2nd
	Trevor Craport, 3B	3rd
2018	Joey Bart, C	1st
	Wade Bailey, 2B	1st
	Tristin English, UTL	1st
	Connor Thomas, P	1st
	Chase Murray, OF	2nd
	Kyle McCann, C	3rd
2019	Tristin English	1st
	Kyle McCann	1st
	Connor Thomas	1st
	Baron Radcliff	2nd
	Michael Guldberg	3rd
	Xzavion Curry	3rd
2020	<i>No team due to Covid-19 pandemic</i>	
2021	Luke Waddell	1st
	Brant Hurter	2nd
	Justyn-Henry Malloy	3rd
	Kevin Parada	3rd
2022	Kevin Parada	1st
	Andrew Jenkins	1st
	Chandler Simpson	1st
	Tim Borden II	2nd
	Tres Gonzalez	2nd
	Stephen Reid	3rd

ALL-FRESHMAN

• **Established in 2015**

2015	Kel Johnson	OF
2016	Tristin English	1B
	Joey Bart	C
2017	Austin Wilhite	SS
2021	Kevin Parada	C

ATLANTIC COAST CONFERENCE HONORS

ALL-ACC ACADEMIC

In 2006, the ACC began honoring student-athletes that excelled both on the diamond and in the classroom (must be a starter or key reserve and have achieved a 3.0+ GPA for the academic year as well as during their entire academic career.

2006	Steven Blackwood, Tim Gustafson, Lee Hyde, Brad Rulon, Ryan Turner
2007	Brad Feltes, Michael Fisher, Jared Hyatt, Tony Plagman
2008	Charlie Blackmon, Brad Feltes, Jason Haniger, Tony Plagman
2009	Derek Dietrich, Jason Haniger, Chris House, Tony Plagman, Jeff Rowland, Zach Von Tersch
2010	Jay Dantzler, Derek Dietrich, Jacob Esch, Cole Leonida, Tony Plagman
2011	Luke Bard, Jed Bradley, Sam Dove, Jacob Esch, Zane Evans, Brandon Thomas
2012	Luke Bard, Zane Evans, Brandon Thomas
2013	Sam Dove, Jonathan King, Brandon Thomas
2014	Ben Parr, Daniel Spingola, Devin Stanton
2015	Kel Johnson, Jonathan King, Daniel Spingola
2016	Ben Parr, Kel Johnson, Brandt Stallings, Trevor Craport
2017	Micah Carpenter, Trevor Craport, Kel Johnson, Coleman Poje
2018	Andy Archer, Chase Murray
2019	Michael Guldberg, Brant Hurter, Chase Murray, Cort Roedig, Luke Waddell
2020	<i>No team due to Covid-19 pandemic</i>
2021	Andrew Jenkins, Tres Gonzales, Andrew Jenkins, Kevin Parada, Luke Waddell
2022	Andrew Jenkins*, Drew Compton, Tres Gonzales, John Medich, Kevin Parada

ACC HONOR ROLL

The ACC recognizes any student-athletes who achieve a GPA of 3.0+ for the academic year.

1980	Doug Blemker, Rich Robbins
1981	Joe Lattanzi, Richard O'Brien, David Trapani
1982	Rick Lockwood, Richard O'Brien, Alan Walker
1983	Steve Newbern
1984	Doug Boomer, Jeff Distasio, Steve Newbern, George Shirilla, Pete Stephens
1985	Rob Beistline, Chuck Maisano, Steve Newbern, Jim Poole, Carl Sittler, Pete Stephens
1986	Keith Kerver, Pete Stephens
1987	Keith Kerver, Carl Sittler
1988	Alan Cape
1989	Billy Harris
1991	Matt Barr, Tim Crutcher, Dave Wiggins
1992	Matt Barr, Carlos Cason, Nomar Garciaparra, Jay Payton, Brad Rigby
1993	Matt Barr, Nomar Garciaparra, Ryan Ritter
1994	Matt Barr, Tucker Barr, Adam Easterling, Nomar Garciaparra, Brandon Hutchins, Scott McIntyre, L.J. Yankosky
1995	Adam Easterling, L.J. Yankosky
1996	Adam Easterling, Steven Kidd, Lance Shannon, Bobby Willner
1997	Jeff Bien, Adam Easterling, Heath Honeycutt, Jahmal Overton, L.J. Yankosky
1998	Jason Atha, Matthew Boggs, Derik Goffena, Jahmal Overton, Brad Stockton, L.J. Yankosky
1999	Jason Atha, Jason Basil, Matthew Boggs, Steve Economos, Richard Lewis, Jahmal Overton, Brad Stockton, Mark Teixeira
2000	Matthew Boggs, Kevin Cameron, Derik Goffena, Steve Kelly, Richard Lewis, Jahmal Overton, Jason Perry, Philip Perry, Wes Rynders, Matthew Swain, Mark Teixeira, Cory Vance, Jeff Watchko
2001	Kyle Bakker, Matthew Boggs, Derik Goffena, Steve Kelly, Cameron Lane, Philip Perry, Brian Sager, Brad Stockton, Mark Teixeira
2002	Jordan Crews, Eric Patterson, Jason Perry, Philip Perry, Mike Trapani, Jeff Watchko
2003	Steven Blackwood, Jordan Crews, Micah Owings, Philip Perry, Mike Trapani, Jeff Watchko

2004	Jordan Crews, Jared Hyatt, Ryan Neighborgall, Micah Owings, Ryan Stanley
2005	Steven Blackwood, Jordan Crews, Tim Gustafson, Loyall Gause, Lee Hyde, Jake Hall, Cameron Lane, Ryan Turner
2006	Steven Blackwood, Jay Dantzler, Brad Feltes, Michael Fisher, Tim Gustafson, Jason Haniger, Chris Hicks, Jared Hyatt, Lee Hyde, Brad Rulon, Ryan Tinkoff, Ryan Turner, Blake Wood
2007	Charlie Blackmon, Eddie Burns, Jay Dantzler, Brad Feltes, Michael Fisher, Jason Garofalo, Jason Haniger, Chris Hicks, Jared Hyatt, Tony Plagman, Ryan Turner, Zach Von Tersch
2008	Charlie Blackmon, Chase Burnette, Eddie Burns, Jay Dantzler, Sean Devine, Derek Dietrich, Jesse Dubberly, Brad Feltes, Jason Garofalo, Jason Haniger, Chris House, Cole Leonida, Elliott Ogawa, Tony Plagman, Jeff Rowland, Brad Rulon, Matt Simonds, Ryan Tinkoff, Jeff Ussery, Zach Von Tersch
2009	Jed Bradley, Zach Brewster, Chase Burnette, Brandon Cumpston, Jay Dantzler, Sean Devine, Jarrett Didrick, Derek Dietrich, Jacob Esch, Jason Haniger, Chris House, Kevin Jacob, Cole Leonida, Patrick Long, Evan Martin, Thomas Nichols, Elliott Ogawa, Tony Plagman, Andrew Robinson, Jeff Rowland, Matt Simonds, Jeff Ussery, Zach Von Tersch, Connor Winn
2010	Luke Bard, Jed Bradley, Brandon Crumpton, Jay Dantzler, Jarrett Didrick, Derek Dietrich, Sam Dove, Jacob Esch, Cole Leonida, Patrick Long, Evan Martin, Thomas Nichols, Tony Plagman, Andrew Robinson, Matt Simonds, Brandon Thomas, Jeff Ussery, Connor Winn, Taylor Wood
2011	Luke Bard, Zach Brewster, Chase Butler, Clay Dalton, Jarrett Didrick, Sam Dove, Jacob Esch, Zane Evans, Brad Markey, Evan Martin, Brandon Thomas, Jeff Ussery, Taylor Wood
2012	Luke Bard, Jarrett Didrick, Mitch Earnest, Zane Evans, Evan Martin, Jonathan Roberts, Daniel Spingola, Devin Stanton, Brandon Thomas, Connor Winn
2013	Sam Dove, Mitch Earnest, Buck Farmer, Geoffrey Greenfader, Jonathan King, Kyle Leah, Jonathan Roberts, Devin Stanton, Brandon Thomas, Grant Wruble, Will Young
2014	Sam Clay, Mitch Earnest, Matthew Gorst, Mott Hyde, Keenan Innis, Jared Jillson, Jonathan King, Arden Pabst, Ben Parr, Cole Pitts, Ben Schniederjans, Daniel Spingola, Devin Stanton, Joe Wiseman, Grant Wruble
2015	Trevor Craport, Matthew Gorst, Kel Johnson, Jonathan King, Ben Parr, Matt Phillips, Coleman Poje, Cory Pope, Daniel Spingola, Joe Wiseman, Patrick Wiseman, Grant Wruble, Ryan Young
2016	Micah Carpenter, Trevor Craport, Jared Dato, Keyton Gibson, Carter Hall, Kel Johnson, Jonathan King, Arden Pabst, Ben Parr, Matt Phillips, Coleman Poje, Brandt Stallings, Joe Wiseman, Patrick Wiseman, Grant Wruble
2017	Micah Carpenter, Bailey Combs, Trevor Craport, Jared Dato, Burton Dulaney, Keyton Gibson, Carter Hall, Keenan Innis, Kel Johnson, Jonathan King, Ben Parr, Ryan Peurifoy, Coleman Poje, Paxton Rigby, Ben Schniederjans, Brandt Stallings, Robert Winborne, Patrick Wiseman
2018	Andy Archer, Jake Brace, Micah Carpenter, Hugh Chapman, Keyton Gibson, Michael Guldberg, Brant Hurter, Kel Johnson, Chase Murray, Cole Neuber, Paxton Rigby, Jamie Taylor, Cameron Turley, Luke Waddell, Patrick Wiseman
2019	Andy Archer, Charlie Benson, Micah Carpenter, Hugh Chapman, Tristin English, Jack Friedman, Michael Guldberg, Carter Hall, Brant Hurter, Ryan Miller, Chase Murray, Cole Neuber, Paxton Rigby, Cort Roedig, Will Shirah, Jamie Taylor, Cameron Turley, Luke Waddell, Robert Winborne
2020	Andy Archer, Jackson Arnold, Charlie Benson,

2021	Hugh Chapman, Will Coquillard, Sam Crawford, Jackson Finley, John Giesler, Tres Gonzales, Michael Guldberg, Jake Holland, Brant Hurter, Jady Jackson, Andrew Jenkins, Ben King, Joseph Mannely, Paxton Rigby, Cort Roedig, Josiah Siegel, Dalton Smith, Jamie Taylor, Harrison Thiel, Cameron Turley, Luke Waddell, Brody Westbrook
2022	John Anderson, Andy Archer, Charlie Benson, Dawson Brown, Hugh Chapman, Will Coquillard, Sam Crawford, Jake DeLeo, Jackson Finley, Jack Friedman, John Giesler, Tres Gonzalez, Marquis Grissom, Jr., Chance Huff, Brant Hurter, Jady Jackson, Andrew Jenkins, Tervell Johnson, Ben King, Joseph Mannely, John Medich, Kevin Parada, Cort Roedig, Will Shirah, Josiah Siegel, Dalton Smith, Jamie Taylor, Hank Thomas, Cameon Turley, Luke Waddell, Tyler Watson, Brody Westbrook, Austin Wilhite
2022	Dawson Brown, Cameron Clines, Drew Compton, Sam Crawford, Jake DeLeo, Jackson Finley, Jack Friedman, John Giesler, Tres Gonzalez, Tyler Hare, Chance Huff, Jady Jackson, Andrew Jenkins, Ben King, Jett Lovett, Joseph Mannely, Logan McGuire, Cole McNamee, John Medich, Kevin Parada, Brandon Prince, Cort Roedig, Jack Rubenstein, Josiah Siegel, Dalton Smith

ALL-CHAMPIONSHIP TEAM

- Awards established in 1985
- First full team was established in 1987
- OH: Outstanding Hitter selection
- MVP: Most Valuable Player selection

1985	Scott Jordan	OF	MVP
1986	Jeff Distasio	1B	MVP
	Mike Fowler	OF	OH
1987	Todd Shiver	P	MVP
	Carl Sittler	3B	OH
	Mike Fowler	OF	
1988	Ty Griffin	2B	MVP-OH
	Scott Erwin	P	
	Pat McGuire	OF	
	Billy Parham	1B	
	Jim Poole	P	
1990	Andy Bruce	3B	
	Anthony Maisano	DH	
1991	Anthony Byrd	OF	
	Andy Bruce	3B	
1992	Jason Varitek	C	
	Jay Payton	OF	
	Jason Varitek	C	
1993	Nomar Garciaparra	SS	
1994	Tucker Barr	C	
1996	Kris Wilson	DH	
2000	Jason Basil	OF	MVP
	Bryan Prince	C	
	Brad Stockton	OF	
	Cory Vance	P	
2001	Jason Basil	OF	
2002	Wes Rynders	OF	
2003	Brian Burks	P	MVP
	Clifton Remole	1B	
	Eric Patterson	2B	
	Micah Owings	3B	
	Jeremy Slayden	OF	
2004	Clifton Remole	OF	
2005	Tyler Greene	SS	MVP
	Jeff Kindel	OF	
	Whit Robbins	1B	
2006	Luke Murton	1B	
2012	Jake Davies	1B/P	MVP
	Zane Evans	C	
	Thomas Smith	2B	
	Brandon Thomas	OF	
2013	Sam Dove	3B	
2014	Dusty Isaacs	P	MVP
	Mott Hyde	2B	
	Daniel Spingola	OF	
2016	Matt Gonzalez	OF	
2019	Michael Guldberg	DH	
	Nick Wilhite	OF	

HISTORY


TEAM HONORS

RETIRED NUMBERS



JIM LUCK


1962-1981
Head Coach



JASON VARITEK

1991-1994
Catcher

HONORED NUMBERS



KEVIN BROWN



NOMAR GARCIPARRA



MARK TEIXEIRA



RANDY CARROLL

MVP

1982	Rick Lockwood	3B
1983	Chris Morgan	OF-1B
1984	Scott Jordan	OF
1985	Scott Jordan	OF
1986	Jeff Distasio	1B
	Keith Kerver	SS
1987	Riccardo Ingram	OF
1988	Ty Griffin	2B
1989	Darren Bragg	OF-IF
1990	Darren Bragg	OF
1991	Carlton Fleming	2B
1992	Jason Varitek	C
1993	Jason Varitek	C
1994	Nomar Garciaparra	SS
1995	Ryan Ritter	OF-2B
1996	Mark Fischer	OF
1997	Mark Fischer	OF
1998	Heath Honeycutt	IF
1999	Mark Teixeira	3B
2000	Mark Teixeira	3B
	Bryan Prince	C
2001	Richard Lewis	2B-SS
2002	Victor Menocal	SS-P
2003	Micah Owings	P-DH
2004	Eric Patterson	2B
2005	Tyler Greene	SS
2006	Matt Wieters	C
2007	Matt Wieters	C
2008	Charlie Blackmon	OF
2009	Luke Murton	OF
2010	Tony Plagman	1B
2011	Matt Skole	3B
2012	Jake Davies	1B
2013	Zane Evans	C/RHP
2014	Daniel Spingola	OF
2015	A.J. Murray	DH
2016	Matt Gonzalez	OF
2017	Wade Bailey	2B
2018	Joey Bart	C
2019	Tristin English	1B/P
2020	N/A	
2021	Luke Waddell	SS
2022	Kevin Parada	C

PITCHER OF THE YEAR

1983	Stu Rogers	L
1984	George Shirilla	R
1985	Kevin Brown	R
1986	Keith Fleming	R
1987	Todd Shiver	R
1988	Scott Erwin	R
1989	Doug Creek	L
1990	Mike Hostetler	R
1991	Marc Pisciotta	R
1992	Brent Colson	L
1993	Brad Rigby	R
1994	Al Gogolin	R
1995	Kris Wilson	R
1996	David Elder	R
1997	Kris Wilson	R
1998	Chuck Crowder	L

1999	Chuck Crowder	L
2000	Cory Vance	L
2001	Steve Kelly	R
2002	Kyle Bakker	L
2003	Brian Burks	R
2004	Andrew Kown	R
2005	Blake Wood	R
2006	Lee Hyde	L
2007	David Duncan	L
2008	David Duncan	L
2009	Deck McGuire	R
2010	Deck McGuire	R
2011	Mark Pope	R
2012	Buck Farmer	R
2013	Buck Farmer	R
2014	Dusty Isaacs	R
2015	Brandon Gold	R
2016	Matthew Gorst	R
	Brandon Gold	R
2017	Jared Dato	R
2018	Xzavion Curry	R
	Connor Thomas	L
2019	N/A	
2020	N/A	
2021	Brant Hurter	L
2022	Zach Maxwell	R

MOST DEDICATED

1983	Rick Lockwood	3B
1984	Keith Kerver	SS
1985	Carl Sittler	UT
1986	John Stewart	P
1987	Keith Kerver	SS
1988	Jim Poole	P
1989	Brian Fleury	C
1990	Jon Anderson	C
1991	Doug Creek	P
1992	Carlton Fleming	2B
1993	Jason Varitek	C
1994	Jason Varitek	C
1995	Brandon Hensley	3B
1996	Adam Leggett	2B
1997	Adam Leggett	2B
1998	Jahmal Overton	OF
1999	Jahmal Overton	OF
2000	Jahmal Overton	OF
2001	Matthew Boggs	OF-2B
2002	Matthew Swain	OF
2003	Matthew Swain	OF
2004	Mike Trapani	IF
2005	Cameron Lane	IF-OF
2006	Jeff Kindel	OF
2007	Eddie Burns	P
2008	Brad Feltes	3B
2009	Jeff Rowland	OF
2010	Jeff Rowland	OF
2011	Jed Bradley	P
2012	Zane Evans	C-P
2013	Daniel Palka	OF
2014	A.J. Murray	DH
2015	Devin Stanton	P
2016	Connor Justus	IF
2017	Coleman Poje	OF/1B
2018	Wade Bailey	2B

2019	Luke Waddell	SS
2020	N/A	
2021	Justyn-Henry Malloy	3B
2022	Chandler Simpson	2B/SS

SCHOLAR-ATHLETE

1983	Pete Stephens	C
1984	Steve Newbern	OF
1985	Steve Newbern	OF
1986	Pete Stephens	C
1987	David Ivester	C
1988	David Ivester	C
1989	Billy Harris	P
1990	Dave Wiggins	C
1991	Dave Wiggins	OF
1992	Matt Barr	C
1993	Matt Barr	C
1994	Matt Barr	C
1995	Adam Easterling	OF
1996	Adam Easterling	OF
1997	L.J. Yankosky	P
1998	L.J. Yankosky	P
1999	Matthew Boggs	2B-OF
2000	Phillip Perry	P
2001	Brad Stockton	OF
2002	Jordan Crews	P
2003	Jordan Crews	P
2004	Jordan Crews	P
2005	Jordan Crews	P
2006	Steven Blackwood	OF
2007	Jared Hyatt	P
2008	Charlie Blackmon	OF
2009	Jason Haniger	C
2010	Derek Dietrich	SS
2011	Jacob Esch	SS
2012	Brandon Thomas	OF
2013	Brandon Thomas	OF
2014	Devin Stanton	P
2015	Grant Wruble	C
2016	Grant Wruble	C
	Kel Johnson	OF
2017	Micah Carpenter	P
2018	Michael Guldberg	INF/OF
2019	Michael Guldberg	DH
2020	N/A	
2021	Sam Crawford	P
2022	Andrew Jenkins	1B

ROOKIE OF THE YEAR

1983	Walt McConnell	2B-3B
1984	Jeff Mons	C
1985	K.G. White	OF
1986	Frank Bolick	3B
1987	Sam Drake	P
1988	Doug Creek	OF
1989	Tom Green	OF
1990	Carlton Fleming	2B
1991	Jason Varitek	C
1992	Nomar Garciaparra	SS
1993	Ryan Ritter	OF-2B
1994	Tucker Barr	C-P
1995	J.J. Thomas	OF-DH
1996	Chuck Crowder	P

1997	Jeff Bien	P
1998	Matthew Boggs	2B
1999	Mark Teixeira	3B
2000	Jeff Watchko	P
2001	Matt Murton	OF-DH
2002	Eric Patterson	2B
2003	Micah Owings	P-DH
2004	Wes Hodges	3B
2005	Matt Wieters	C-P
2006	David Duncan	P
2007	Patrick Long	IF
2008	Derek Dietrich	SS
	Deck McGuire	P
2009	Matt Skole	3B
2010	Buck Farmer	P
2011	Kyle Wren	OF
2012	Cole Pitts	P
2013	Jonathan King	P
2014	Connor Justus	SS
2015	Kel Johnson	OF
2016	Tristin English	1B
	Joey Bart	C
2017	Xzavion Curry	P
	Austin Wilhite	SS
2018	Oscar Serratos	3B
2019	Cort Roedig	P
2020	N/A	
2021	Kevin Parada	C
2022	Logan McGuire	P

HUSTLE AWARD

1983	Steve Newbern	OF
1984	Steve Newbern	OF
1985	Steve Newbern	OF
1986	K.G. White	OF
1987	David Ivester	C
1988	David Ivester	C
1989	David Ivester	1B
1990	Tom Green	OF
1991	Reggie Johnson	OF-3B
1992	Reggie Johnson	1B
1993	Scott McIntyre	2B
1994	Scott McIntyre	2B
1995	Adam Leggett	2B-3B
1996	Adam Leggett	2B
1997	Adam Leggett	2B
1998	Eric McQueen	C
1999	Eric McQueen	C
2000	Matthew Swain	IF
2001	Brian Jackson	3B
2002	Matthew Boggs	3B
2003	Mike Trapani	IF
2004	Cameron Lane	IF-OF
2005	Mike Trapani	2B
2006	Mike Trapani	2B
2007	Jason Haniger	C
2008	Jason Haniger	C
2009	Chris House	OF
2010	Jay Dantzier	OF
2011	Sam Dove	OF
2012	Thomas Smith	2B
2013	Kyle Wren	OF

Award discontinued

OLYMPICS AND TEAM USA

TECH PLAYERS PLAYING FOR USA

Year	Player/Coach	Events (Medal)
1985	Kevin Brown, P	Intercontinental Cup
1987	Ty Griffin, 2B	Pan American Games, Indianapolis (Silver)
	Jim Poole, P	Pan American Games, Indianapolis (Silver)
	Jim Morris, Assistant Coach	Pan American Games, Indianapolis (Silver)
1988	Ty Griffin, 2B	Olympics, Seoul, Korea* (Gold)
	Jim Poole, P	Pre-Olympic Exhibition Tour
	Marty Durkin, 3B	Int'l Harbor Tournament, Taiwan
1989	Doug Creek, P	Intercontinental Cup, Puerto Rico (6th)
	Mike Hostetler, P	Presidential Cup, Taiwan (Silver)
	Marc Pisciotta, P	Presidential Cup, Taiwan (Silver)
	Jim Morris, Head Coach	Presidential Cup, Taiwan (Silver)
	Rick Jones, Assistant Coach	Presidential Cup, Taiwan (Silver)
1990	Mike Hostetler, P	Goodwill Games, Seattle (Bronze)
		World Championship, Canada (7th)
		IBA World All-Star Game, Atlanta
	Darren Bragg, OF	Goodwill Games, Seattle (Bronze)
		World Championship, Canada (7th)
	Jim Morris, Head Coach	Goodwill Games, Seattle (Bronze)
		World Championship, Canada (7th)
		IBA World All-Star Game, Atlanta
	Rick Jones, Assistant Coach	Goodwill Games, Seattle (Bronze)
		World Championship, Canada (7th)
1991	Jason Varitek, C	Invited to trials, but did not participate
1992	Nomar Garciaparra, SS	Olympics, Barcelona, Spain
	Jason Varitek, C	Olympics, Barcelona, Spain
1993	Nomar Garciaparra, SS	IBA World All-Star Game, Tokyo, Japan
1997	Chuck Crowder, P	Intercontinental Cup
2000	Richard Lewis, 2B	Honkbal Cup, The Netherlands (Gold)
	Mark Teixeira, 3B	Honkbal Cup, The Netherlands (Gold)
2002	Kyle Bakker, P	FISU World Championships, Messina, Italy (Silver)
	Eric Patterson, 2B	FISU World Championships, Messina, Italy (Silver)
2003	Tyler Greene, SS-3B	Pan American Games, Dominican Republic (Silver)
	Mike Nickeas, C	Pan American Games, Dominican Republic (Silver)
	Micah Owings, P-DH	Pan American Games, Dominican Republic (Silver)
	Eric Patterson, 2B	Pan American Games, Dominican Republic (Silver)
2005	Wes Hodges, 3B	Exhibition tour
	Matt Wieters, C-P	Exhibition tour
2008	Derek Dietrich, SS	Harlem Baseball Tournament (Champion), FISA World Championships, Czech Republic (Gold)
2019	Luke Waddell, SS/3B	USA vs. Japan Collegiate All-Star Game, Tokyo, Japan
2021	Kevin Parada, C	Collegiate National Team Summer Circuit, U.S.

*Demonstration sport



NOMAR GARCIPARRA and **JASON VARITEK** (above) were on the 1992 USA team which was the first to compete for an Olympic medal in Barcelona, Spain.



Four Yellow Jackets -- (from left) **ERIC PATTERSON**, **MIKE NICKEAS**, **MICAH OWINGS** and **TYLER GREENE** -- represented Georgia Tech on the silver medal-winning USA Baseball Team at the Pan American Games in 2003.

IN-SEASON TOURNAMENT HISTORY (Overall Record: 61-41-2)

<p>1959 Miami Sports Carnival Miami, Fla. • [Champion]</p> <p>L Miami, 3-4 W Yale, 4-0 T Miami, 2-2 T Yale, 4-4 W Miami, 15-3 W Yale, 8-5 W Miami, 4-0</p>	<p>1988 Desert Classic Las Vegas, Nev. • (4th Place)</p> <p>L Oklahoma, 4-6 L Nevada-Las Vegas, 8-13 W Texas Christian, 6-4 Oklahoma, 2-3* L Texas Christian, 4-6*</p> <p>*Round-robin determined seeding for playoff All-Tournament: Ty Griffin, 2B</p>	<p>1992 Busch Challenge VI New Orleans, La.</p> <p>L Louisiana State, 2-3 W New Orleans, 5-4 W Tulane, 10-2</p> <p>Round-robin with three Georgia teams against three Louisiana teams All-Tournament: Carlton Fleming, 2B; Jason Varitek, C; Reggie Johnson, DH</p>	<p>1995 Desert Classic Las Vegas, Nev. [3rd Place]</p> <p>W Utah, 10-2 W Washington, 19-8 W New Orleans, 3-8 W Nevada-Las Vegas, 14-11 L Washington, 10-15 W Utah, 20-5*</p> <p>*Round-robin determined seeding for playoff</p>	<p>2002 Baseball at the Beach Myrtle Beach, S.C.</p> <p>W Coastal Carolina, 2-1 L South Carolina, 3-8 W Virginia Commonwealth, 8-2</p> <p>Round-robin, no champion</p>	<p>2015 Caravelle Resort's Baseball at the Beach Conway, S.C.</p> <p>W FIU, 16-9 L Coastal Carolina, 5-7 W Albany, 9-8</p> <p>Round-robin, no champion</p>
<p>1964 Florida State Invitational Tallahassee, Fla.</p> <p>L Florida State, 0-5 L Florida State, 2-3 W N.E. Louisiana St., 7-4 W N.E. Louisiana St., 3-2</p>	<p>1989 Pillsbury Classic Minneapolis, Minn. [5th Place]</p> <p>L Arizona, 1-3 L Minnesota, 4-14 L Oklahoma State, 4-5 L Arizona, 4-12 (7 inn.)</p> <p>Round-robin</p>	<p>1993 Olive Garden Classic Kissimmee, Fla. [Champion]</p> <p>W Auburn, 5-4 W Central Florida, 13-2 W Pepperdine, 5-4 W Pepperdine, 3-2*</p> <p>*Round-robin, championship. All-Tournament: MVP David Newhan, 1B; Scott McIntyre, 2B; Jay Payton, OF; Michael Smith, OF</p>	<p>1996 Olive Garden Classic Kissimmee, Fla.</p> <p>L Alabama, 2-7 L Texas Tech, 4-8 L Central Florida, 7-8</p> <p>Round-robin, no champion All-Tournament: Adam Leggett, 2B</p>	<p>2003 Memorial Health Diamond Classic Savannah, Ga.</p> <p>W Rider, 8-1 W Michigan, 7-6 W Armstrong Atlantic St., 12-4</p> <p>Round-robin, no champion</p>	<p>2016 Atlanta Challenge Atlanta, Ga.</p> <p>W Purdue, 5-2 W Western Michigan, 13-0 W VCU, 9-1</p> <p>Round-robin, no champion</p>
<p>1986 Rainbow Easter Tournament</p> <p>Honolulu, Hawaii • [Champion]</p> <p>L Hawaii, 2-6 W Waseda, 9-1 W Sacramento St., 4-3 (12 inn.) W Hawaii-Pacific, 4-3 (10 inn.) W Santa Clara, 19-11 W Sacramento State, 8-1 W Santa Clara, 6-1 W Hawaii, 9-2 W Hawaii-Pacific, 5-1 L Waseda, 3-8</p> <p>Double round-robin All-Tournament: Jeff Distasio, 1B; Keith Kenver, SS; Riccardo Ingram, OF Outstanding Pitcher: Kevin Brown</p>	<p>1990 Rainbow Spring Tournament</p> <p>Honolulu, Hawaii [3rd Place]</p> <p>L Hawaii, 5-6 W Wright State, 4-3 (8 inn.) W Oklahoma State, 8-2 (8 inn.) L Iowa, 1-4 (8 inn.) L Creighton, 4-5 (8 inn.) W Iowa, 15-1 (8 inn.) W Hawaii, 9-2 W Wright State, 4-3 (10 inn.) L Oklahoma State, 4-7 (6 inn.) W Creighton, 3-2 (10 inn.)</p> <p>Double round-robin All-Tournament: Darren Bragg, OF; Andy Bruce, DH; Carlton Fleming, 2B; Mike Hostetler, P</p>	<p>1993 Oscar Mayer Classic Minneapolis, Minn. [Champion]</p> <p>W Cal St.-Fullerton, 7-6 (11 inn.) W Arkansas, 3-2 W Minnesota, 11-3</p> <p>Round-robin All-Tournament: MVP Jay Payton, OF; Brett Binkley, P; Nomar Garciaparra, SS; Buck Hall, P; Jason Varitek, C Top Hitter: Michael Sorrow</p>	<p>1999 Disney Baseball Blast Lake Buena Vista, Fla.</p> <p>L Auburn, 12-17 L Oklahoma, 0-12 W Jacksonville, 14-1</p> <p>Round-robin, no champion</p>	<p>2004 Kia Baseball Bash Fullerton, Calif.</p> <p>L Southern California, 2-9 L Cal State Fullerton, 1-7 L Oklahoma, 2-6</p> <p>Round-robin, no champion</p>	<p>2017 Atlanta Challenge Atlanta, Ga.</p> <p>W BYU, 5-3 W Marshall, 11-3 W Western Michigan, 8-3</p> <p>Round-robin, no champion</p>
			<p>2000 Kia Baseball Bash Fullerton, Calif.</p> <p>L Southern California, 2-9 Mississippi State, rain out Cal State-Fullerton, rain out</p> <p>Round-robin, no champion</p>	<p>2006 Baseball at the Beach Myrtle Beach, S.C.</p> <p>W Tennessee, 8-5 W VCU, 8-2 (6 inn.) Coastal Carolina, rained out</p> <p>Round-robin, no champion</p>	<p>2018 Atlanta Challenge Atlanta, Ga.</p> <p>W Minnesota, 3-2 L Bradley, 7-10 L UConn, 7-9</p> <p>Round-robin, no champion</p>
			<p>2001 Rice Invitational Houston, Tex.</p> <p>W Lamar, 11-9 L Rice, 4-5 W Nebraska, 15-8</p> <p>Round-robin, no champion</p>	<p>2012 Coca-Cola Classic Rock Hill, S.C.</p> <p>L Kent State, 0-5 W Winthrop, 5-0 W Kent State, 6-2 W Winthrop, 5-3</p> <p>Round-robin, no champion</p>	<p>2019 Atlanta Challenge Atlanta, Ga.</p> <p>W UIC, 6-3 L Richmond, 1-7 W West Virginia, 5-4 (11 inn.)</p> <p>Round-robin, no champion</p>
			<p>2001 Battle in Midtown Atlanta, Ga.</p> <p>W Old Dominion, 6-5 L Radford, 1-3 L VCU, 3-5</p> <p>Round-robin, no champion</p>	<p>2020 Atlanta Challenge Atlanta, Ga.</p> <p>W St. Peter's, 6-0 W Cincinnati, 6-4 L St. John's, 1-11</p> <p>Round-robin, no champion</p>	

HISTORY

GEORGIA TECH HALL OF FAME

<i>Player, Position</i>	<i>Year Inducted</i>	<i>Player, Position</i>	<i>Year Inducted</i>
Lane Akers, SS	1969	Rick Lockwood, 3B	1989
Tom Angley, C	1970	Jim Luck, IF, Coach	1972
Frank Asbury, OF	1977	Bob Lusk, 3B	1985
Jerry Bass, P	1983	Bobby McCauley, IF	1975
John P. Baum, 3B	1968	Wait McConnell, 3B	1993
Steven Blackwood, OF	2018	Deck McGuire, RHP	2020
Bud Blemker, P	1970	Johnny Menger, C/3B	1970
Cam Bonifay, IF	1982	Jim Morris, Coach	1999
Darren Bragg, OF	2002	Gary Newsom, 2B	1992
Kevin Brown, P	1991	Eric Patterson, 2B	2016
Andy Bruce, 3B	2001	Danny Payne, OF/P	2019
Randy Carroll, 2B	1976	Jay Payton, OF	2005
Kid Clay, Coach	1973	Joe Pittard, Coach	1968
Doug Creek, P	2001	Jim Poole, P	1997
Chuck Crowder, P	2010	Jerry Priestley, P	1982
Craig Day, P	1962	Brian Prince, C	2014
Derek Dietrich, SS	2021	H.F. Reagin, C	1983
Larry Elliott, SS	1981	Bobby Reeves, SS	1985
Scott Erwin, P	2000	Chappell Rhino, 2B	1974
K.J. (Wooch) Fielder, OF	1961	Brad Rigby, P	2006
Mark Fischer, OF	2008	L.W. (Chip) Robert, OF	1959
Keith Fleming, P	1991	Mike Schisler, P	1980
Nomar Garciaparra, SS	2004	E.C. Settle, OF	1980
Billy Gibson, SS	1973	Todd Shiver, P	1999
Tyler Greene, SS	2015	Michael Sorrow, 3B	2016
Ty Griffin, 2B	1994	Mike Sorrow, P	1979
Mike Hostetler, P	2001	Sloan Stribling	1984
John Hyder, Coach	1956	Mark Teixeira, 1B	2011
Louis Ingram, OF	1978	J.J. Thomas, 1B	2009
Riccardo Ingram, OF	1995	Sunshine Thompson, P	1965
George Inman, C	1979	Tommy Thompson, 1B	1986
Jim Ison, 1B/OF	1963	Ted Tomasovich, OF	1986
Scott Jordan, OF	1990	Cory Vance, P	2012
Ed Jones	1971	Jason Varitek, C	2004
Henry Kalb, P	2005	Matt Wieters, C/P	2017
Bert Kizer, 1B	1984	Billy Williamson, SS	2013
Ed LaFitte, P	1958	K.G. White, OF	1998
Richard Lewis, SS/2B	2013	Kris Wilson, P	2009

HISTORY



BRYAN PRINCE (left) and head coach **DANNY HALL** following Prince's 2014 induction to the Hall of Fame.



JASON VARITEK (left), a Georgia Tech Hall of Fame inductee in 2004, and head coach **DANNY HALL** (center) joined **BRAD RIGBY** (right) at his induction ceremony in 2006.

ALL-TIME COACHES & CAPTAINS

Year	Coach	Team Captain(s)	Record	Conf.
1900	Todd	Weldon Henley	3-4	
1901	Todd	Weldon Henley	9-5	
1902	Sammy Strang	E.C. Patterson	5-8	
1903	Irving	Brinson	9-9	
1904	John Heisman	Sam Woodward	15-7	
1905	John Heisman	Sam Woodward	13-4	
1906	John Heisman	Craig Day	23-3	
1907	John Heisman	Ed Lafitte	10-5-1	
1908	John Heisman	L.W. Robert	9-12	
1909	John Heisman	Corlis Buchanan	13-8-1	
1910	John Heisman	Harry Holland	11-5-1	
1911	John Heisman	Harry Holland	7-6	
1912	John Heisman	Carl Sloan	8-10	
1913	John Heisman	Fairfax Montague	9-8	
1914	John Heisman	Murphy Pound	12-8	
1915	John Heisman	Edgar Montague	7-8-2	
1916	John Heisman	J.C. Senter	14-6	
1917 @	John Heisman	Albert Hill	12-7	
1918	Joe Bean	Shorty Guill	10-7	
1919	Joe Bean	Charlie Turner	9-9	
1920	Joe Bean	Tip Wheeler	16-2	
1921 @	Kid Clay	Frank Asbury	18-4-1	
Tech enters Southern Conference				
1922	Kid Clay	Red Barron	14-9	
1923 %	Kid Clay	Ed Morgan	16-2-2	
1924	Kid Clay	Johnny Baum	9-14	
1925	Kid Clay	Joe Palmisano	14-7	
1926 %	Kid Clay	Bobby Reeves	21-4-1	
1927	Kid Clay	Tom Angley	18-10	
1928	Kid Clay	Arthur McCash	15-6	
1929	Kid Clay	Jimmie Stevens	6-14-1	
1930	Kid Clay	Bill Terrell	8-16	
1931	Kid Clay	Fred Holt	8-13	
1932	Bobby Dodd	Dewey Waldrop	4-11-2	
Tech enters Southeastern Conference				
1933	Bobby Dodd	Bill Hogsed	4-10	3-7
1934	Bobby Dodd	Tommy Sprading	10-10	8-9
1935	Bobby Dodd	Sundial Martin	7-6	3-3
1936	No team			
1937	Bobby Dodd	Carl Waits	4-7	4-7
1938	Bobby Dodd	Harry Appleby	7-10	5-8
1939	Bobby Dodd	Bill Gibson	7-10	3-9
1940	Roy Mundorff	unknown	5-10-1	5-9-1
1941	Roy Mundorff	unknown	10-8	10-8
1942	Roy Mundorff	unknown	8-10	7-7
1943	Roy Mundorff	Charlie Smith, Duck Smith	3-8	2-5
1944	No team			
1945	No team			
1946	Joe Pittard	Frank Broyles	10-2	0-0
1947	Joe Pittard	Henry Kalb	7-6	6-6
1948 +	Joe Pittard	Lewis Hook	11-9	11-7
1949	Joe Pittard	Red Shoening	10-14	9-11
1950	Joe Pittard	Bob Bossons	7-11	7-11
1951	Joe Pittard	Bob McCoy	11-12	8-12
1952	Joe Pittard	Chappell Rhino	8-11-1	8-11-1
1953	Joe Pittard	Clyde Young	8-13	7-10
1954	Joe Pittard	Charlie Brannon	9-13-1	6-10
1955	Joe Pittard	Larry Morris, Dave Redford	15-9	10-6
1956	Joe Pittard	Bill Cohen	11-12	4-9
1957 \$	Joe Pittard	Lane Akers	18-8-1	13-3
1958	Joe Pittard	Earl Moore, Ted Thomas	7-17	5-12
1959 +	Joe Pittard	Doug Veazey	17-9-2	11-4
1960	Joe Pittard	George Inman	14-11	9-7
1961	Joe Pittard	Roger Kaiser	6-16-2	6-11
1962	Jim Luck	John Gher	8-16	6-11
1963	Jim Luck	Richard Conliff	9-18	4-13
1964	Jim Luck	Jimmy Adams	9-15	3-10
Tech leaves Southeastern Conference				

Year	Coach	Team Captain(s)	Record	Conf.
1965	Jim Luck	Jimmy Adams, Ron Scharf	20-8-2	
1966	Jim Luck	Pete Caldwell	14-16	
1967	Jim Luck	Cleve Fowler	21-11	
1968	Jim Luck	Ronnie King	21-13	
1969	Jim Luck	Floyd Harris	16-12	
1970	Jim Luck	David Glover	17-7-1	
1971 +	Jim Luck	Brannon Bonifay	31-6	
1972	Jim Luck	Larry Elliot	21-10	
1973	Jim Luck	Dick Steed	20-6-2	
1974	Jim Luck	Cam Bonifay, H.F. Reagin	20-17	
1975	Jim Luck	Frank Turner	12-17	
1976	Jim Luck	Jim Giuliani	12-22	
1977	Jim Luck	Jerry Bass, Bert Kizer	18-12	
1978	Jim Luck	Bobby Jackson	14-15	
1979	Jim Luck	Steve Davison, Gary Hardie, Doug Ibele, Mike Macon	15-16	

Tech enters Atlantic Coast Conference

1980	Jim Luck	Tommy Thompson	8-19	3-10
1981	Jim Luck	Tommy Thompson	14-24	1-13
1982	Jim Morris	Rick Lockwood, Greg Woodward	29-20	6-8
1983	Jim Morris	Rick Lockwood, Greg Woodward	38-15	6-8
1984	Jim Morris	Pete Geist, Chris Morgan	36-19	5-7
1985 #+	Jim Morris	Pete Geist, Scott Jordan	42-19-1	6-7-1
1986 #+	Jim Morris	Keith Fleming, Carl Sittler, Pete Stephens	45-23	10-4
1987 #+	Jim Morris	Keith Kerver	51-14	17-4
1988 #+	Jim Morris	Jim Poole, Roger Roddy	45-24	12-8
1989 +	Jim Morris	Jon George, David Ivester	38-26	13-6
1990 +	Jim Morris	Jon Anderson, Tom Green	46-25	9-9
1991 +	Jim Morris	Doug Creek	42-26	12-8
1992 +	Jim Morris	Carlton Fleming, Reggie Johnson, Jason Varitek	45-19	14-9
1993 +	Jim Morris	David Albert, Jason Varitek	47-14	16-6
1994 ++	Danny Hall	Al Gogolin, Jason Varitek	50-17	16-8
1995 +	Danny Hall	Brandon Hensley, Scott Byers	38-22	16-8
1996 +	Danny Hall	Scott Byers, Michael Sorrow	40-24	13-11
1997 +	Danny Hall	Adam Leggett, Jase Wrigley	46-15	19-4
1998 +	Danny Hall	Chuck Crowder, Jay Hood	41-22	14-9
1999	Danny Hall	Chuck Crowder, Eric McQueen	38-20	12-12
2000 #+	Danny Hall	Jahmal Overton, Bryan Prince, Mark Teixeira	50-16	18-6
2001 +	Danny Hall	Mark Teixeira, Matthew Boggs	41-20	13-11
2002 ++	Danny Hall	Victor Menocal, Matthew Boggs	52-16	14-9
2003 #+	Danny Hall	Eric Patterson, Matthew Swain, Jeff Watchko	44-18	17-7
2004 +	Danny Hall	Brian Burks, Micah Owings, Eric Patterson	44-21	18-5
2005 #+	Danny Hall	Tyler Greene, Cameron Lane, Mike Trapani	45-19	22-8
2006 ++	Danny Hall	Jeff Kindel, Mike Trapani	50-18	19-11
2007	Danny Hall	Wally Crancer, Michael Fisher, Matt Wieters	32-25	15-14
2008 +	Danny Hall	Eddie Burns, Brad Feltes	41-21	16-14
2009 +	Danny Hall	Jason Haniger, Chris House, Luke Murton	38-19-1	17-10-1
2010 +	Danny Hall	Cole Leonida, Tony Plagman, Jay Dantzler	47-15	21-9
2011 +	Danny Hall	Jacob Esch, Jed Bradley, Kevin Jacob	42-21	22-8
2012 #+	Danny Hall	Buck Farmer, Luke Bard, Sam Dove	38-26	12-18
2013 +	Danny Hall	Buck Farmer, Sam Dove	37-27	15-15
2014 #+	Danny Hall	Mott Hyde, Dusty Isaacs, Devin Stanton	37-27	14-16
2015	Danny Hall	A.J. Murray, Devin Stanton	32-23	13-17
2016 +	Danny Hall	Arden Pabst, Jonathan King	38-25	13-16
2017	Danny Hall	Jonathan King, Coleman Poje	27-28	11-19
2018	Danny Hall	Joey Bart, Wade Bailey	31-27	14-16
2019+	Danny Hall	Tristin English, Carter Hall, Micah Carpenter	43-19	19-11
2020~	Danny Hall	Luke Waddell	11-5	2-1
2021+	Danny Hall	Luke Waddell, Colin Hall, Brant Hurter,, Hugh Chapman	31-25	21-15
2022+	Danny Hall	Tres Gonzalez, Colin Hall, Chance Huff	36-24	15-15

ACC Champions
+ NCAA Tournament (++ College World Series)
\$ SEC Champions % Southern Conference Champions
@ SIAA Champions ~ Shortened due to Covid-19 pandemic

FORMER ASSISTANT COACHES

Chip Baker (1984)	Josh Holliday (2005-07)	Bobby Moranda (2002-07)
James Beavers (1982-84)	Jason Howell (2013-19)	Mike Nickeas (2015-18)
Brannon Bonifay (1982-83)	Rick Jones (1990-93)	Bran Prince (2008-17)
Cam Bonifay (1988)	Tom Kinkelaar (2008-12)	Scott Stricklin (2002-04)
Steve Fleming (1987)	Bob Laurie (1988-91)	Turtle Thomas (1986-87)
Steve Givens (1985)	Paul Mears (1992-94)	Mike Trapasso (1995-2001)
Jeff Guy (1994-2001)	Mark Matulia (1985-86)	Leon Wurth (1989)
Rick Hatcher (1994)	Joe McFarland (1983-85)	

HISTORY

ALL-TIME ROSTER

A

Aaron, Robert J. III	1997-98
Abate, Charles M.	1959-60
Adams, James B., Jr.	1963-65
Akers, Lane	1954-57
Albert, David R.	1992-93
Alyea, Brian F.	1990-92
Anderson, Jonathan C.	1989-90
Anderson, John	2021-22
Andreas, Michael J.	2002
Andrews, L.S., Jr.	1951-52
Anthony, Emile D., III	1963-65
Archer Andy	2017-18, 20-21
Archer, Hoke S., Jr.	1956
Arnold, Jackson	2020
Atha, Jason E.	1998-99
Austin, Mike	1953

B

Baenninger, Shelton L. (mgr)	1961-63
Bailey, M. Wade	2015-18
Bakker, Kyle E.	2001-03
Baldwin, Gregory M.	1971-73
Ballard, Carson ... 2023-present	
Bard, Luke F.	2010-12
Barlow, Walker	2019-20
Barr, Matthew F.	1993-94
Barr, J. Tucker	1994-96
Barron, Red	1922
Bart, Joey	2016-18
Bartnicki, Luke	2019-22
Barzilli, Elliott S.	2014
Basil, Jason M.	1998-01
Bass, Jerry E.	1974-77
Baughcum, Brant ... 2023-present	
Baum, John P.	1924
Baumgartner, John (mgr)	1964
Beal, Eugene	1975-77
Bearden, C. Blakely	1993
Beaver, William C.	1964
Beavers, James E.	1973-75
Beavers, Milton C.	1959-60
Beistline, Robin R.	1982-84
Benson, Charlie	2019-21
Bergman, Richard	1979
Bergman, Robert B.	1977-79
Bergmark, George H.	1975
Berthelsen, John B.	2003
Bien, Jeffrey C.	1997-98
Binkley, Brett J.	1991-93
Blackmon, Charles C.	2008
Blackwood, Steven E.	2003-06
Blane, Robert E.	1970-72
Blane, Watkins J., Jr.	1965-67
Blemker, Douglas R.	1980-82
Blemker, Ray, Jr.	1957-59
Blue, Adam M.	1998-99
Boggs, Brandon K.	2002-04
Bogus, Matthew J.	1998-99, 01-02
Bogue, Logan ... 2023-present	
Bolick, Frank C.	1986
Bonifay, Cameron H.	1971-74
Bonifay, Kenneth B.	1966-68
Bonifay, Kenneth B., Jr.	1989-91
Bonifay, R. Brannon, Jr.	1968-71
Bonnot, Brooks J.	1975-78
Boomer, Douglas G.	1983-84
Borden II, Tim	2022
Bossons, Robert R.	1948-50
Bower, Charles L.	1975
Boyd, David E., Jr.	1974-76
Boyles, Charles R., IV	1981-82
Bradley, Daniel R.	1968-69
Bradley, Jed C.	2009-11
Bradshaw, Herbert, Jr.	1949-51
Bragg, Darren W.	1988-90
Brannon, Charles N.	1952-54
Brewster, Zach C.	2009-11
Broadwater, Ralph A.	1979-80
Broadwater, Mike	1979
Brock, Jack	1940
Brooks, Ryan A.	1998
Brosius, Parker ... 2023-present	
Brown, Adam (tr.)	1999-00
Brown, F. Brandon	1984
Brown, Dawson ... 2021-present	
Brown, J. Kevin	1984-86

Brown, Joseph E.	1948-49
Brown, Randy	1972-74
Broyles, J. Frank	1947
Bruce, Andrew G.	1988-90
Buffington, Mark A.	1993
Burke, Blake A.	1986-88
Burks, Brian D.	2001-04
Burnette, J. Chase	2008-10
Burns, Edwin T.	2006-08
Burns, Justin R.	1977
Burton, James C. (mgr)	1961-63
Busbin, Bradley J.	1999-00
Busse, Terry ... 2023-present	
Butler, Chase M.	2011-12
Byers, Drew ... 2023-present	
Byers, Scott B.	1993-96
Byrd, Anthony J.	1990-92
Byrd, Marlon, J.	1996

C

Caidwell, Robert G.	1964-66
Cameron, Kevin J.	1999-01
Campbell, Bart S.	1975-77
Campbell, Kristian 2022-present	
Cape, C. Alan	1985-88
Cardwell, Phillip R.	1968-69
Carmack, Charles M.	1962-63
Carmichael, Laird S.	1973
Carnathan, Gene E.	1960
Carpenter, Micah	2016-19
Carrofiello, Gus (mgr)	1950
Carroll, J. Randall	1965-66
Cary, Christopher G.	1992
Carwile, Cody ... 2022-present	
Cason, Carlos J.	1993-96
Cavette, Neil M.	1941
Chambers, Joe L.	1958
Chambers, Joseph R.	1960
Chambless, Edward L.	1958-60
Chapman, Hugh	2018-21
Childress, Henry L.	1948-51
Clark, Danny C.	1970
Clay, Samuel T.	2013-14
Clines, Cameron	2022
Cohen, William C.	1953-56
Cole, Stephen R.	1971-72
Colson, Brent T.	1990-92
Combs, Bailey	2016-18
Compton, Drew ... 2020-present	
Conliff, Richard H., Jr.	1961-63
Cook, Douglas W.	1962-64
Cook, E.J.	1948
Cooney, Raymond J.	1979-80
Corbin, George L., Jr.	1962-64
Costner, George H.	1959
Coquillard, Will	2020-21
Crabbe, William	1950
Crancer, Walter A.	2006-07
Crane, Bert (mgr)	1953
Craport, Trevor R.	2015-17
Crawford, Roy, III (mgr)	1973
Crawford, Sam	2020-22
Crawford, Sammy (mgr)	2000-03
Creek, P. Douglas, III	1988-91
Crews, Jordan C.	2002-05
Crook, Ronald D.	1966
Crowder, Charles R.	1996-99
Crowder, Joseph A.	1971
Cruz, Alexander O.	2011-14
Cumpton, Brandon T.	2008-10
Cunningham, Tom (mgr)	1972-75
Curlee, James E.	1956
Curry, Xzavion	2017-19

D

Dalton, S. Clay	2010-13
Daniels, Carter	2022
Dantzier, John C.	2007-10
Dastugue, Marcel F., III	1959
Datoc, Jared P.	2015-18
Davies, Jake A.	2009-12
Davis, Dennis W.	1968-71
Davis, George T.	1964-66
Davis, Harry H.	1959-61
Davis, John K.	1987-90
Davison, Stephen A.	1976-79
Day, Craig	1903-06
DeLeo, Jake ... 2021-present	

Devine, Sean M.	2008-10
Dews, Robert W.	1960
Diamond, Demitri ... 2023-present	
Dickinson, Eddie A.	1965-66
Didrick, Jarrett R.	2009-12
Dietrich, Derek R.	2008-10
Dispigna, Angelo ... 2023-present	
Distasio, Jeffrey V.	1983-86
Donaghy, Stephen J.	1996-99
Dore, Dylan J.	2013
Dove, Samuel K.	2010-13
Dover, Robert L.	1954-57
Doyle, George P., Jr.	1979-80
Drake, Samuel B.	1987-89
Dubberly, Jesse B. (mgr)	2005-06
Dulaney, Burton	2016-17
Duncan, David E.	2006-08
Duncan, Geoffrey L., Jr.	1994-96
Dunn, Charles E., III	1981-84
Dupart, Curtis D.	2007
Durkin, Martin W.	1988-89
Dwyer, Timothy P.	1988-89
Dyer, Vaughn	1952

E

Earnest, T. Mitchell	2011-14
Easterling, Adam, R.	1994-97
Economos, Stephen C.	1999
Edwards, Richard (mgr)	1951
Egbuna, Somto (mgr)	2017-19
Elder, David M.	1995-97
Eldridge, Williams D.	1967
Elliot, Lawrence S.	1970-72
Emerson, Richard L.	1963-64
English, Tristin	2016-19
Entrekin, Ivan W.	1962-64
Entrekin, Larre W.	1964-66
Erwin, Scott D.	1986-89
Esch, Jacob O.	2009-11
Evans, Zane C.	2011-13

F

Farmer, George R. "Buck"	2010-13
Faulk, Alfred D. (mgr)	1969-71
Faiberg, Gregory L.	2013-14
Feltes, Bradley J.	2005-08
Ferguson, Arthur B.	1962
Finateri, Adam ... 2022-present	
Finley, Jackson ... 2020-present	
Fischer, Mark E.	1995-97
Fisher, Michael P.	2005-07
Fleming, Carlton S.	1990-92
Fleming, W. Keith	1983-86
Fleury, Brian E.	1987-89
Fowler, James C.	1965-67
Fowler, Michael R.	1986-87
Free, Greg	1973
Friedman, Jack	2019-20
Fritch, James L.	1949-50
Frye, Bradley	2022
Fulcher, William M.	1955-56
Futral, M. Brian	2005

G

Gallen, Kevin (tr.)	1995-96
Galloway, Will	2016
Gannaway, Michael M.	1964
Garciaparra, A. Nomar	1992-94
Garofalo, Jason J.	2007-10
Gaspard, Jackson ... 2023-present	
Gaudette, Caden ... 2023-present	
Gause, D. Loyall	2005-06
Gauvreau, Bobby	2016
Ge, Donald R.	1978-80
Geist, Peter A.	1983-85
Gentry, Michael J.	1980-81
George, Jon J.	1988-89
Gergel, Kevin M.	2001
Gerhig, Mike	1981
Germany, John W.	1974
Gher, John K.	1960-62
Gibson, Cameron P.	2012
Gibson, Keyton	2016-19
Gibson, Robert D.	1967-69
Gibson, W.C.	1939
Giesler, John ... 2020-present	
Gilbert, Thomas E.	1977

Giuliani, James E.	1974-76
Giuliani, Raymond A., Jr.	1971-72
Gladwin, Robert U.	1992
Glover, David E.	1968-70
Goffena, Derik D.	1998-01
Goggin, Elton W., III	1992-94
Gold, Brandon D.	2014-16
Gonzalez, Matthew A.	2013-16
Gonzalez, Tres	2020-22
Gooden, Daniel L.	2015
Gooden, Garrett	2017-18
Goodman, Christopher M.	2002-03
Goodman, John T.	2004, 2006-07
Gookin, Richard B.	1956-57
Gorst, Matthew C.	2014-16
Graham, Howell	1951
Grant, Walter B.	1955-56
Green, Davis ... 2023-present	
Green, Thomas E.	1989-90
Greene, J. Tyler	2003-05
Greenfader, Geoffrey A.	2013
Grenkoski, Brad	2021
Griffin, Carey D.	1982
Griffin, James J.	1967-68
Griffin, Tyrome V.	1986-88
Grimes, Matthew D.	2011-14
Grimm, David F.	1975
Grisson Jr., Marquis	2021-22
Groce, E. Garrett	2002
Guenther, J. Bradley (mgr)	1988
Gustafson, Timothy C.	2005-06
Guyton, R.V.	1951

H

Hair, Henry R.	1955
Hale, J.A.	1948
Hale, Robert L.	1950
Hall, Carter	2016-19
Hall, Colin	2018-22
Hall, Francis K., Jr.	1962-64
Hall, Jacob M.	2002-05
Hall, Travis S.	1993
Hall, William T.	1963-64
Hammert, Samuel H.	1966
Haney, Christopher M.	1997
Haniger, Jason T.	2006-09
Hardeman, W. Leon	1952
Hardie, Gary E.	1977-79
Hare, Tyler ... 2022-present	
Hargrave, James I., Jr.	1968-71
Harnage, Mallie J., Jr.	1956
Harof, Doug A.	1987-89
Harrell, Robert M., Jr.	1972-75
Harris, Gaston C., Jr.	1963-64
Harris, J. Floyd	1967-69
Harris, William J., Jr.	1989-91
Harris, W. Lloyd	1967-69
Harrison, Kyle (mgr)	1991-93
Hartzog, Henry M.	1963
Harvin, Charles R.	1949-51
Hawkins, John W., Jr.	1961
Hawranick, Andrew	2003-06
Haynes, Kenneth (mgr)	1964
Hays, James L. (mgr)	1954-55
Hedding, Joshua J.	2012-14
Helinger, John J.	1973
Hensley, B. Brandon	1992-95
Herrndon, Ben (mgr)	1996-99
Hicks, Christopher L.	2006-08
Hightower, Glenn E. (mgr)	1959-60
Hill, Camron ... 2022-present	
Hilton, Kevin W.	1989-91
Hodges, John R.	1979
Hodges, Wesley M.	2004-06
Hodorowski, Michael S.	2012-13
Holland, Jake	2020-21
Holt, William E.	1951-52
Honeycutt, Heath E.	1996-98
Hood, James M.	1996-98
Hook, Lewis W.	1947-49
Hopkins, Sydney M.	2014
Horn, John E.	1984-85
Hostetler, Michael D.	1989-91
Houghton, Samuel R.	1975
Hughes, Jonathan	2016-20
House, Christopher R.	2006-09
Hudlow, Rodney J.	1974-76
Hudson, J.B., Jr.	1948
Hudson, J. Phillip	1967-70

Huff, Chance	2021-22
Humphreys, Henry C.	1950-51
Hurter, Brant	2018-21
Hutchins, D. Brandon	1994
Hutts, Michael T.	2006-08
Hyatt, Jared L.	2004-07
Hyde, Daniel Mott	2011-14
Hyde, Lee	2004-06
Hyder, James T., II	1959

I

Ibele, Douglas D.	1976-79
Ingram, Riccardo B.	1986-87
Inman, George W.	1959-60
Innis, Keenan M.	2014-17
Isaacs, Dustin A.	2011-14
Ivester, David B.	1987-89

J

Jackson, Blake A.	2015
Jackson, Brian A.	2001
Jackson, Jady ... 2020-present	
Jackson, Robert H.	1976-78
Jackson, Thomas E.	1963-65
Jacob, Kevin W.	2008-11
Jarrett, Roy E.	1965-67
Jenkins, Andrew	2020-22
Jerzembek, Michael J.	1992
Jett, John B.	1982-83
Jillson, Jared E.	2013-14
Jobson, Robert W., Jr.	1970-72
Johnson, Glenn H.	1967
Johnson, J. Kel	2015-18
Johnson, Reginald	1990-92
Johnson, Tervell	2021-22
Jolly, Aidan ... 2023-present	
Jones, James A., Jr.	1954
Jones, Roderick R.	2010
Jordan, George W.	1947-49
Jordan, John A., Jr.	1954-57
Jordan, Michael L.	1975
Jordan, Scott A.	1982-85
Joyce, Jimmy E.	1952
Justus, Connor D.	2014-16

K

Kafer, Harry L.	1964-66
Kail, Jon Henry	2000-01
Kaiser, Roger A.	1959-61
Kalb, Henry G.	1943, 47-48
Kays, Marion R., III	1968-70
Keener, Donald A.	1976
Keener, Marvin J.	1948-49
Keener, Ronald C.	1976
Kelly, Steven J.	1999-01
Kendrick, Connor R.	2011
Kenney, Douglas M.	1989-91
Kerver, Keith D.	1984-87
Kinard, Roger T.	1984-87
Kindel, Jeffrey R.	2002, 04-06
King, Ben ... 2020-present	
King, Jonathan D.	2013-17
King, Richard D.	1975-77
King, Ronald E.	1966-68
Kizer, Herbert J., III	1974-77
Knox, Eric D.	2014
Kohli, John C.	1986
Koryo, John (mgr)	1979-81
Korn, Andrew D.	2002-04
Kronenfeld, Paul A.	2011-12

L

LaCapra, John R.	1962-64
Ladd, Timothy	2005-07
Lane, Cameron R.	2002-05
Langley, Johnathan (mgr)	2015-18
Langley, Michael D.	1975-79
Lankford, John W.	1947-49
Lattanzi, Joe (mgr)	1981-83
Leach, Anthony Kyle	2013-15
Lee, Jake	2016-19
Lee, Robert W.	1968-70
Leggett, Adam B.	1995-97
Leonard, Prentiss D.	1947-50
Leonia, Cole V.	2008-10
Lewis, Charles M.	1958

ALL-TIME ROSTER

Lewis, Richard H., III 1999-01
Lincoln, James M. 1994
Lindsey, Gerald D. 1960
Livingston, Lawrence K. 1970-73
Lockwood, Richard S. 1980-83
Long, Patrick O. 2007-10
Lorenzo, Matthew R. 2001
Lovett, Jett 2022-present
Lucas, Timothy B. 1993
Luck, Jimmy (mgr) 1993-95
Lusk, Robert T. 1948-49, 51
Lynch, Connor G. 2012-13

M

MacGregor, Daniel S. 1954-57
Macon, Dennis M. 1976-79
Maggiore, Joseph (tr) 1998-99
Maisano, Anthony A. 1989-90
Maisano, Charles A. 1982-85
Malone, K. Alan 1986
Malloy, Justyn-Henry 2021
Maloff, George B. 1950-52
Mann, Daniel J. 1979

Mannelly, Joseph . 2018-present

Marchetti, Ronald J. 1950-51
Marmon, Frank E. 1952-53
Marmon, Richard C. 1953-54
Markey, Bradley S. 2011
Martin, Evan R. 2009-12
Martin, James E. 1952
Martin, Michael W. 1993
Martin, Ronald J. 1961-63
Matthews, David T. 1967
Matulia, Mark R. 1982-85
Maurer, Larry F. 1980-82
Maxwell, Zach 2020-22
McCann, Kyle 2017-19
McCauley, George R. 1952-55
McConnell, Walter G., Jr. 1983-85
McCoy, Parker 2017
McCoy, Robert H. 1948-51
McDonald, G.E. 1934-35
McDonald, Marvin W. 1958
McDonald, Richard T. 1980-81
McDowell, Steve F. 1972-74
McGarr, David W. 1953-54
McGill, Shannon R. 1994, 96-97

McGuire, Logan . . . 2022-present

McGuire, Patrick W. 1986-88
McGuire, W. Deck. 2008-10
McIntyre, Scott A. 1991-94
McKinney, Benjamin T. 2010
McMillin, R.S. 1947-48
McNamara, Kevin M. 1972-73
McNamee, Cole 2022
McQueen, Eric W. 1996-99
Mears, Paul S. 1988, 90-91
Medich, John. 2021-22
Meeks, John W., Jr. 1977-79
Melnick, Bruce (mgr) 1968
Menger, Johnny V. 1954-57
Menocal, Victor W. 1999-02
Meyer, Gerald J. 1958-60
Middour, David B. 1976-78
Miller, Brandon C. 2009
Miller, Douglas Cole 2013
Miller, Ryan 2019

Minnick, Tyler 2023-present

Mitchell, Andrew E. 1998-01
Mize, Glenn D. 1976-78
Mons, Jeffrey C. 1984-86
Montgomery, Larry H. 1978
Moore, Brian 2016
Moore, Charles H., Jr. 1981
Moore, Edward E. 1957-58
Moore, Robert E. 1966-68
Moore, Wallace T. 1981
Moore, William M. 1972-73
Moore, William (mgr) 1964
Moreland, William C. 1969
Morgan, W. Christopher 1983-84
Morris, George A. 1952
Morris, Larry C. 1953-55
Moseley, Larry S. 1965-66
Moxley, Stephen C. 1977
Moylan, Robert R., Jr. (mgr) 1965-67
Murphy, James E. 1950-51
Murray, Andrew John 2012-15

Murray, Chase 2017-19
Murton, Luke F. 2006-09
Murton, Matthew H. 2001-03
Myers, Christopher J. 1991-94
Myers, J. Davis 2000, 2002-03

N

Nail, Jimmy A. 1959
Nass, Alan W. 1961
Neely, John R., Jr. 1957-58
Neighborgall, Jason B. 2003-05
Nelson, Jimmy M., Jr. 1957-59
Newbern, Steven P. 1982-85
Newhan, David M. 1993
Newsom, Gary A. 1980-82
Newsome, Ernest L. 1958
Nichols, Thomas R. 2008-10
Nickeas, Michael J. 2002-04
Nickles, Thomas (mgr) 1951
Nixon, William J. (mgr) 1965
Noggle, Donnie L. 1965-67
North, Robert E. 1948-51

O

O'Brien, Richard T. 1981-82
O'Connor, Dennis M. 1974
O'Hara, R.M. 1948
Ogawa, Elliott K. 2007
Overton, R. Jahmal. 1997-00
Owen, Jerry L. 1967-69
Owings, Micah B. 2003-04

P

Pabst, Arden L. J. 2014-16
Page, Bill (mgr) 1967-68
Palka, Daniel B. 2011-13
Papetti, Todd L. 1995, 97
Parada, Kevin 2021-22
Parker, Derrell A. 1970
Parham, William H., II 1986-88
Parker, Tyler K. 2000-02
Parr, Benton L. 2014-17
Parrott, Rhett M. 1999-01
Parry, Samuel H. 1961
Patterson, Eric S. 2002-04
Patton, Robert A. 1954-57
Payne, Daniel A., Jr. 2005-07
Payne, Jeffrey C. 1965-67
Payton, Jason L. 1992-94
Pearce, Ronald E. 1974-76
Peek, Norris L. 1965-66
Peeples, Joel T. 1979
Perez, Matt (mgr) 2015-18
Perry, Eric J. 1978-81
Perry, Jason K. 2000-02
Perry, Philip A. 2000-02, 04
Petty, Claude 1940's
Peurifoy, C. Ryan 2014-17
Phillips, Matthew A. 2014-16
Pisciotto, Marc G. 1989-91
Pitman, Eddie 1938-39
Pitts, Cole G. 2012-16
Playman, Anthony R. 2007-10
Poje, Coleman R. 2015-17
Poole, James R. 1986-88
Poole, Sean D. 2010
Pope, Cory 2015
Pope, Mark D. 2009-11
Pope, Milton (mgr) 1952
Porter, Michael W. 1975-76
Potter, Dixon G. 1954-57
Prager, Berrie M (mgr) 1956-58
Prather, R. Scott. 1996-98
Price, Brian A. 2012
Price, Mallie L. 1960-61
Pridgen, William H. 1971-72
Priestley, Jerry M. 1965-66

Prince, Brandon . . 2022-present

Prince, Bryan N. 1998-01
Puck, Larry 1966
Pye, William A. 1976

R

Radcliff, Baron 2018-20
Rademacher, Wade 1961-62
Randall, Walter T. 1958

Raper, Ronald A. 1988-90
Rea, Delton G., Jr. 1965-67
Reagin, Harvey F., II 1971-74
Redford, David E. 1952-55
Redovian, James M., Jr. 1989-90
Reid, Stephen 2020-present
Remole, Clifton M. 2002-04
Reynolds, Michael L. 1988-91
Rhino, Chappell V. 1951-53
Rhino, Daniel V. 1975
Rhino, Randall P. 1972-75
Rigby, Bradley K. 1992-94
Rigby, Paxton 2017-20
Ritter, Ryan N. 1993-95
Rizzo, Joseph G. 1953
Robbins, Richard B. 1977-80
Robbins, Whitney L. 2004-06
Roberts, Jonathan D. 2011-14
Robertson, Jack E. 1958
Robinson, J. Andrew. 2007-10
Robinson, Glover (mgr) 1953-54
Robinson, Gregory C. 1980
Robinson, James C., Jr. 1964-66
Robinson, Ronnie L. 2000
Roddy, Roger 1985-88
Roedig, Cort 2019-22
Roethlisberger, Kenneth T. 1977-78
Rogers, Jimmy L. 1953
Rogers, Joseph P. 1970-72
Rogers, Stuart H. 1980-84
Rollins, Kevin P. 1998-99
Romano, Nicholas. 2022-present
Rose, Shane (tr) 1993-94
Roth, Nick 2013-14
Rowland, Jeffrey D. 2008-10
Rubenstein, Jack . 2022-present
Rucker, Donald G. 1980
Rulon, Bradley M. 2005-08
Ryan, Zachary A. 2014-17
Rynders, R. Wesley. 1999-02

S

Sabathia, Carsten . 2023-present
Sager, Brian 2001
Saier, Matthew E. 1994-95
Sailors, William C. 1953
Samol, Noah 2023-present
Sanders, Brenton 2017-18
Scharf, Ronald E. 1963-65
Scherer, Nicholas E. 2005-07
Schisler, Michael S. 1970-73
Schmidt, Kyle A. 2002-03
Scholke, Luke 2023-present
Schneiderjans, Ben. 2014-18
Schoening, Henry W. 1947-50
Scott, William (mgr) 1952
Scruggs, Charles C. 1942-43
Sebre, Kenneth M. 1984
Sedbery, Eugene B. 1947-50
Selby, William E. 1963-64
Self, Ryan K. 2003-05

Senese, Nico 2023-present

Sermershiem, Michael F. 1949-50
Shadday, Jay 2017
Shannon, Lance D. 1995-96
Shaw, W. Mark. 1986
Shea, Jerome R. (mgr) 1988
Sheeter, Benjamin C. 1999-00
Sheffer, Powell 1951
Sheffield, Charles R. 2012-13
Shelton, G. Tanner 2014-16
Shepherd, Danny R. 1973
Sheridan, Robert E., Jr. 1960, 63
Shi, James D., III 1962-64
Shirah, Will 2018-21
Shirilla, George 1981-85
Shiver, W. Todd. 1984-87
Shoop, J. Lynn 1998
Short, Thomas M. (mgr) 1960-61

Siegel, Josiah 2020-present

Simmons, Kirk E. 1979-80
Simonds, Matthew M. 2009-10
Simoneaux, John (mgr) 2015-17
Simpson, Chandler. 2022
Sims, Jamie S. 1982-85
Sineway, Ronald E. 1949-50
Sittler, Carl L. 1984-87
Skinner, A. Chester, III 1972-73
Skole, Matthew T. 2009-11

Slayden, Jeremy C. 2002-03, 05
Smelter, DeAndre T. 2011-14
Smith, Dalton 2020-present
Smith, Fred (mgr) 1956
Smith, Forest 1941-43
Smith, James C. 1946-49
Smith, James L., Jr. 1961
Smith, Josh (mgr) 2005-08
Smith, Michael C. 1992-95
Smith, Nathan 2023-present
Smith, Patrick G. 1949
Smith, Ralph J. 1964
Smith, Thomas A. 2012-15
Smith, Thomas G., Jr. 1963-64
Solly, Daniel (mgr) 2004
Somoza, Andrew J. 1992
Sorrow, Michael F. 1969-72
Sorrow, Michael F., Jr. 1993-96
Spingola, Daniel C. 2012-15
Stallings, Brandt. 2016-17
Stanford, Michael R. 1982-84
Stanford, Riley . . . 2023-present
Stanley, Robert E. 1957
Stanley, Ryan C. 2004-05
Stanley, Devin R. 2011-15
Stapleton, Charles M. 1959
Steed, Richard E. 1970-73
Steele, Gary T. 1968-70
Stephens, Peter J. 1983-86
Stevens, James A. 1974
Stewart, C.R. 1998-99
Stewart, John H. 1985-86
Stiber, Scott (mgr) 1998-00
Stockton, Bradley T. 1998-01
Strange, Charles C. (mgr) 1952-53
Street, Thomas G. 1972
Stephens, Xander 2022
Strickland, Dylan 2021
Ryan, Bradley 1982-83
Stuetzer, Ryan R. 1996-97
Suarez, Daniel 1977-79
Swain, Matthew D. 2000-03

T

Tarver, Michael R. 1975
Taylor, Drew W. 2002
Taylor, Jamie 2018-21
Taylor, Joseph W. 1956
Teed, David D. 1956
Teixeira, Mark C. 1999-01
Terrell, Bill 1930
Terry, Vincent J. 1955-57
Theodocian, Charles E. 1960-61
Theodocion, Charles D. 1953
Thiel, Harrison 2020
Thieme, Richard L. 1995-97
Thomas, Connor 2017-19
Thomas, Hank 2021
Thomas, James H., Jr. 1995-97
Thomas, J. Brandon 2010-13
Thomas, Michael A. 1959-60
Thomas, Samuel W. 1973-75
Thomas, Terry 1957-58
Thompson, Charles E. 1960-61
Thompson, Jefferson B. 1947-50
Thompson, Jesse C. 1999
Thompson, Tommy E. 1978-81
Thompson, Young H. 1949-50
Thorsten, James S. 1979-81
Tinkoff, Ryan S. 2006, 2008
Tinsley, Steven (mgr) 2014-16
Todd, Joe D. 1982
Tomasovich, S. Michael. 1961-62
Tomasovich, Theodore J. 1966-68
Toups, Leon H. 1958-59
Toups, Roland M. 1958-59
Towery, Jimmy N. 1956-58
Trapani, John David 1980-81
Trapani, Michael R. 2003-06
Triplett, Christopher E. 2011
Trowbridge, Robert H., Jr. 1955
Tuggle, David L. 1974
Tumlin, Chester J., Jr. 1963
Turley, Cameron. 2018-21
Turner, Frank B. 1973-76
Turner, Jack G. 2000
Turner, Ryan J. 2004-07

U

Ussery, Jeffrey R. 2007-08, 2010-11

V

Vance, Cory W. 1998-00
Vann, Ronald T. 1954, 56-57
Varitek, Jason A. 1991-94
Vaughan, Jackson 2023-present
Veazey, Norman D. 1958-59
Vidic, John Michael 2005
Vittur, Charles D. 1967-68
Von Tersch, Zachary T. 2007-09

W

Waddell, Luke 2018-21
Wagner, Nicholas R. 2002-04
Walker, Aaron S. 2001-04
Walker, Howell C. 1952
Walker, John A. 1980-81
Walker, Lewis W., Jr. 1966-67
Walker, Wayne E. 1981
Wallace, Ronald D. 1970
Waller, Edward (mgr) 1952
Walton, William H., Jr. 1948-49, 51
Watchko, Jeffrey B. 2000-03
Waters, Philip A. (mgr) 1969-71
Watkins, Daniel E. 1979-82
Watson, Tyler 2021
Watts, Charles S. 1980
Webb, Jackson 2016, 19-20
Weeman, Stephen K. 1966-67
Weisskopf, Josef C. 1982-83
West, Patrick H. 1978
Westbrooks, Brody 2020-21
White, Derrick L. 1985-88
Wickersham, Erskine B. (mgr) 1963
Widell, Ralph A. 1949
Wieters, Matthew R. 2005-07
Wiggins, David B. 1990-91
Wilhite, Austin 2017-21
Wilhite, Nick 2017-19
Williams, Daniel (mgr) 2004
Williamson, William M. 1961-63
Willner, Robert C. 1995
Wilson, Kristopher K. 1995-97
Wilson, Jack 1959-60
Winborne, Robert. 2016-19
Winn, Connor T. 2009-12
Wirth, Brian D. (mgr) 1989-91
Wise, Joseph B. 1987-88, 90-91
Wiseman, Joseph D. 2013-16
Wiseman, Patrick N. 2015-18
Wolff, Michael C. 1990-92
Wolkoff, Paul (tr) 1990-92
Wood, Blake D. 2004-06
Wood, Taylor A. 2008-11
Woodward, Greg D. 1981-83
Woodworth, Harry (mgr) 2005-07
Worthy, Cody A. 2015
Wren, Colby F. 2011-12
Wren, Kyle P. 2011-13
Wrigley, Jason C. 1995-98
Wruble, Grant T. 2013-16

Y

Yamaoka, Soma (mgr) 2014-16
Yancey, Michael D. 1982-85
Yankosky, L.J. 1994, 96-98
Yokley, E.C. (mgr) 1958-59
Young, Clyde A. 1951-53
Young, Eulis T. 1951-53
Young, Ryan D. 2015
Young, Simon D. 1997-99
Young, William J. 2013

Z

Zamora, Jesus G. 1960
Zauderer, James A. 1974-75
Zimmer, Lawrence E. 1964-66

List compiled with records available

HISTORY

CAREER STATS OF TECH'S TOP PLAYERS

JIMMY ADAMS, C

All-SEC Eastern Division, 1963

Year	G-GS	AB	R	H	Avg.	2B	3B	HR	RBI	SB
1963	23	76	12	22	.289	2	2	1	8	2
1964	24	94	16	24	.255	1	3	5	10	7
1965	30	105	22	27	.257	5	4	0	12	9
Total	77	275	50	73	.265	8	9	6	30	18

LANE AKERS, SS

All-SEC, 1956

Georgia Tech Hall of Fame, 1969

Year	G-GS	AB	R	H	Avg.	2B	3B	HR	RBI	SB
1954	22	89	17	27	.303	1	1	0	11	2
1955	24	99	33	35	.354	6	1	1	15	5
1956	23	81	18	26	.321	0	4	3	18	1
1957	28	110	29	38	.345	4	3	6	26	3
Total	97	379	97	126	.332	11	9	10	70	11

TOM ANGLE, OF

Georgia Tech Hall of Fame, 1970

Year	G-GS	AB	R	H	Avg.	2B	3B	HR	RBI	SB
1925	21	83	—	35	.422	7	3	7	—	—
1926	26	100	—	50	.500	10	3	9	—	—
1927	28	108	—	42	.388	8	2	2	—	—
Total	75	291	—	127	.436	25	8	18	—	—

JOEY BART, C

Johnny Bench Award winner, 2018

First-Team All-America, 2018

First-Team All-ACC, 2018

Year	G-GS	AB	R	H	Avg.	2B	3B	HR	RBI	SB
2016	43-42	157	24	47	.299	10	0	1	31	0
2017	44-44	186	35	55	.296	13	0	13	43	4
2018	57-57	220	55	79	.359	12	0	16	38	3
Total	144-143	563	115	181	.321	35	0	30	112	7

KYLE BAKKER, P

Second Team All-America, 2002

Second Team All-ACC, 2002, 2003

Year	G-GS	W-L	SV	ERA	IP	H	R	ER	BB	SO
2001	16-5	4-1	0	2.78	45.1	49	21	14	9	49
2002	19-19	13-2	0	3.14	134.2	132	58	47	24	115
2003	18-17	8-3	0	4.35	93	97	54	45	36	80
Total	53-41	25-6	0	3.49	273	278	133	106	69	244

TUCKER BARR, C/P

First Team All-ACC, 1995

Second Team All-ACC, 1996

Year	G-GS	AB	R	H	Avg.	2B	3B	HR	RBI	SB
1994	45-25	80	23	22	.275	5	0	0	16	0
1995	60-59	224	54	65	.290	15	1	14	70	1
1996	64-61	219	54	65	.297	13	1	12	42	5
Total	169-145	523	131	152	.291	33	2	26	128	6

Year	G-GS	W-L	SV	ERA	IP	H	R	ER	BB	SO
1994	24-1	1-1	2	3.32	38	30	18	14	10	44
1995	17-0	0-1	12	3.38	18.2	17	7	7	7	27
1996	7-0	1-1	3	5.79	4.2	4	5	3	3	3
Total	48-1	2-3	17	3.52	61.1	51	30	24	14	74

JASON BASIL, C/OF

First Team All-ACC, 2000

Second Team All-ACC, 2001

ACC Tournament MVP, 2000

Year	G-GS	AB	R	H	Avg.	2B	3B	HR	RBI	SB
1998	48-37	134	28	42	.313	11	1	3	27	3
1999	55-54	209	43	73	.349	18	0	8	56	5
2000	66-66	251	59	96	.382	25	2	15	83	8
2001	61-61	234	64	78	.333	12	0	14	64	8
Total	230-218	828	194	289	.349	66	3	40	230	24

JERRY BASS, P

All-Metro Conference, 1977

Georgia Tech Hall of Fame, 1983

Year	G-GS	W-L	SV	ERA	IP	H	R	ER	BB	SO
1974	11-7	7-1	0	3.90	55.1	50	34	24	35	42
1975	11-10	3-6	0	3.63	69.1	58	37	28	28	66
1976	14-10	2-4	—	5.48	65.2	79	51	40	29	65
1977	16-14	10-5	—	2.78	119.2	102	53	37	50	121
Total	52-41	22-16	0	3.75	310	289	175	129	142	294

CHARLIE BLACKMON, OF/P

Second Team All-ACC, 2008

Second Team Academic All-America, 2008

Year	G-GS	AB	R	H	Avg.	2B	3B	HR	RBI	SB
2008	62-62	250	68	99	.396	12	3	8	45	25
Total	62-62	250	68	99	.396	12	3	8	45	25

Year	G-GS	W-L	SV	ERA	IP	H	R	ER	BB	SO
2007	1-0	0-0	0	0.18.00	1.0	2	2	2	2	0
2008	1-0	0-0	0	0.18.00	1.0	4	4	2	1	1
Total	2-0	0-0	0	0.18.00	2.0	6	6	4	3	1

STEVEN BLACKWOOD, OF

First Team All-ACC, 2005

Second Team All-ACC, 2004

Third Team Academic All-America, 2006

Georgia Tech Hall of Fame, 2018

Year	G-GS	AB	R	H	Avg.	2B	3B	HR	RBI	SB
2003	53-27	116	33	41	.353	8	3	5	38	5
2004	65-61	256	71	92	.359	22	0	4	66	7
2005	60-60	241	61	81	.336	13	1	5	65	3
2006	64-62	255	55	69	.271	17	0	7	52	5
Total	242-210	868	220	283	.326	60	4	21	221	20

BUD BLEMKER, 1B/P

Second Team All-America, 1957

All-SEC, 1957, 1959

Georgia Tech Hall of Fame, 1970

Year	G-GS	AB	R	H	Avg.	2B	3B	HR	RBI	SB
1957	14	31	2	9	.290	1	1	1	5	0
1958	23	46	7	11	.239	4	0	1	10	0
1959	18	45	10	15	.333	0	2	2	8	0
Total	55	122	19	35	.287	5	3	4	23	0

Year	G-GS	W-L	SV	ERA	IP	H	R	ER	BB	SO
1957	13	8-0	—	1.36	72.2	47	13	11	28	72
1958	10	1-6	—	3.41	66.0	50	35	25	31	66
1959	12	9-3	—	1.99	95.0	59	29	21	28	54
Total	35	18-9	—	2.20	233.2	156	77	57	87	192

BRANDON BOGGS, OF

First Team All-ACC, 2004

Year	G-GS	AB	R	H	Avg.	2B	3B	HR	RBI	SB
2002	63-54	190	36	58	.305	17	0	0	35	7
2003	55-46	195	37	48	.246	8	2	9	38	11
2004	65-65	255	68	82	.322	14	1	9	58	11
Total	183-165	640	141	188	.294	39	3	18	131	29

MATTHEW BOGGS, UTL

Second Team Academic All-America, 2002

Year	G-GS	AB	R	H	Avg.	2B	3B	HR	RBI	SB
1998	51-38	126	34	39	.310	5	1	0	16	8
1999	57-56	206	56	65	.316	5	0	0	16	14
2001	56-56	206	56	71	.345	10	1	0	35	7
2002	63-63	234	52	85	.363	12	2	1	43	12
Total	227-213	772	198	260	.337	32	4	1	110	41

FRANK BOLICK, 3B

Freshman All-America, 1986

Year	G-GS	AB	R	H	Avg.	2B	3B	HR	RBI	SB
1986	67-67	238	72	82	.345	8	4	16	62	6
1987	15-15	46	26	17	.370	5	1	4	23	5
Total	82-82	284	98	99	.349	13	5	20	85	11

CAM BONIFAY, 3B

Honorable Mention All-America, 1971

Georgia Tech Hall of Fame, 1982

Year	G-GS	AB	R	H	Avg.	2B	3B	HR	RBI	SB
1971	37	136	22	55	.404	7	2	0	35	

CAREER STATS OF TECH'S TOP PLAYERS

DOUG CREEK, P

Georgia Tech Hall of Fame, 2001

Year	G-GS	W-L	SV	ERA	IP	H	R	ER	BB	SO
1988	16-16	9-4	0	4.60	94	87	57	48	63	88
1989	17-16	10-6	0	4.53	115.1	108	76	58	65	116
1990	20-19	11-4	0	3.71	126	116	73	52	52	126
1991	21-19	11-5	0	4.54	136.2	142	84	69	69	128
Total	74-70	41-19	0	4.33	472	453	290	227	249	458

BUTCH CROOK, P

Second Team All-America, 1966

Year	G-GS	W-L	SV	ERA	IP	H	R	ER	BB	SO
1966	8	1-6	-	3.46	52.0	27	23	20	48	61
Total	8	1-6	-	3.46	52.0	27	23	20	48	61

CHUCK CROWDER, P

First Team All-America, 1998
Third Team All-America, 1999

Georgia Tech Hall of Fame, 2001

Year	G-GS	W-L	SV	ERA	IP	H	R	ER	BB	SO
1996	22-14	10-5	0	4.30	92	87	51	44	39	98
1997	8-2	1-0	1	2.08	13	14	5	3	10	16
1998	20-19	12-4	0	3.03	124.2	105	56	42	56	133
1999	23-17	10-5	3	3.62	117	106	57	47	58	130
Total	73-52	33-14	4	3.53	346.2	312	169	136	163	377

JAKE DAVIES, 1B/P

Honorable Mention, All-America, 2012
Second Team All-Atlantic Region, 2012
Second Team All-ACC, 2011, 2012
ACC Tournament MVR, 2012

Year	G-GS	AB	R	H	Avg.	2B	3B	HR	RBI	SB
2009	11-2	12	2	3	.250	0	0	1	2	0
2010	17-3	25	2	5	.200	1	0	0	3	0
2011	61-56	222	39	77	.347	13	1	5	35	0
2012	63-62	239	43	78	.326	11	0	14	73	0
Total	152-123	498	86	163	.327	36	2	30	113	0

Year	G-GS	W-L	SV	ERA	IP	H	R	ER	BB	SO
2009	27-0	3-0	0	3.54	28.0	24	12	11	16	25
2010	17-0	2-0	0	3.52	15.1	15	8	6	6	10
2011	1-0	0-0	0	0.00	0.1	0	0	0	0	0
2012	1-4	14-5	0	6.61	31.1	37	26	23	18	21
Total	59-5	6-4	0	4.80	75.0	76	46	40	56	14

CRAIG DAY, P

Georgia Tech Hall of Fame, 1962

Year	G-GS	W-L	SV	ERA	IP	H	R	ER	BB	SO
1903	1	0-1	—	—	—	—	—	—	—	—
1904	8	5-3	—	62+	—	—	—	—	—	67
1905	13	11-2	—	113	—	—	—	—	—	70
1906	11	8-2	—	93	—	—	—	—	—	66
Total	33	24-8	—	268+	—	—	—	—	—	203

DEREK DIETRICH, SS

National Freshman of the Year, 2008
Freshman All-America, 2008
Second Team All-ACC, 2008, 2009
ESPN CoSIDA Academic All-America, 2009, 2010
Third Team All-America, 2010
First Team All-ACC, 2010
ACC Scholar-Athlete of the Year, 2010

Year	G-GS	AB	R	H	Avg.	2B	3B	HR	RBI	SB
2008	62-62	238	53	79	.332	16	2	14	66	3
2009	58-58	225	61	70	.311	7	4	10	54	5
2010	62-62	240	68	84	.350	15	3	17	61	8
Total	182-182	703	182	233	.331	38	9	41	181	16

JEFF DISTASIO, 1B/P

Second Team All-ACC, 1986
ACC Tournament MVR, 1986

Year	G-GS	AB	R	H	Avg.	2B	3B	HR	RBI	SB
1983	31	69	19	22	.319	5	0	4	21	0
1984	3-3	10	1	3	.300	1	0	0	2	1
1985	49-38	142	33	42	.296	8	1	13	38	1
1986	61-60	243	51	80	.329	14	0	19	82	1
Total	144-101	464	104	147	.317	28	1	36	143	3

Year	G-GS	W-L	SV	ERA	IP	H	R	ER	BB	SO
1983	16-13	6-4	1	4.32	77.0	89	55	37	46	47
1984	5-5	4-0	0	4.18	28.0	23	15	13	24	29
1986	6-6	2-1	0	6.85	22.1	26	21	17	21	17
Total	27-24	12-5	1	4.74	127.1	138	91	67	91	93

DAVID DUNCAN, P

Second Team All-ACC, 2008

Year	G-GS	W-L	SV	ERA	IP	H	R	ER	BB	SO
2006	19-14	7-2	0	5.50	72.0	88	55	44	25	51
2007	16-16	7-4	0	3.72	104.0	106	48	43	30	86
2008	15-15	7-3	0	4.48	96.1	99	53	48	32	74
Total	50-45	21-9	0	4.46	272.1	293	156	135	87	211

DAVID ELDER, P

Honorable Mention All-America, 1996

Second Team All-ACC, 1997

Year	G-GS	W-L	SV	ERA	IP	H	R	ER	BB	SO
1995	23-12	10-5	0	6.98	89	102	73	69	62	64
1996	21-18	9-5	0	5.25	106.1	111	72	62	56	123
1997	22-12	9-4	1	3.44	96.2	96	63	37	42	96
Total	66-42	28-14	1	5.18	292	309	208	168	160	283

LARRY ELLIOTT, SS

NCAA All-District, 1971

Georgia Tech Hall of Fame, 1981

Year	G-GS	AB	R	H	Avg.	2B	3B	HR	RBI	SB
1970	24	96	16	26	.271	3	2	0	4	—
1971	37	143	35	59	.413	12	1	0	19	—
1972	31	116	36	42	.362	10	4	0	11	—
Total	92	355	87	127	.358	25	7	0	34	—

TRISTIN ENGLISH, 1B/P

Second Team All-America, 2019

Freshman All-America, 2016

All-Regional Team, 2016, 2019

All-Region Team, 2018, 2019

First Team All-ACC, 2016, 2018, 2019

ACC All-Freshman 2016

Two-Way Player of the Year Finalist, 2019

Team Captain, 2019

Year	G-GS	AB	R	H	Avg.	2B	3B	HR	RBI	SB
2016	60-58	222	35	70	.315	21	0	5	44	0
2018	54-54	226	33	63	.279	17	1	6	60	1
2019	57-57	214	58	74	.346	20	2	18	71	0
Total	171-169	662	126	207	.313	58	3	29	175	1

Year	G-GS	W-L	SV	ERA	IP	H	R	ER	BB	SO
2018	16-9	2-4	1	4.11	57.0	68	27	26	13	51
2019	15-0	3-0	6	3.70	24.1	19	11	10	7	20
Total	31-9	5-4	7	3.98	81.1	87	38	36	20	71

SCOTT ERWIN, P

Third Team All-America, 1988

All-Atlantic Region, 1988

Georgia Tech Hall of Fame, 2000

Year	G-GS	W-L	SV	ERA	IP	H	R	ER	BB	SO
1986	16-5	3-0	0	5.28	46	44	31	27	47	49
1987	10-5	3-1	0	6.21	29	30	20	20	20	30
1988	17-16	13-0	0	2.61	114	84	46	33	55	106
1989	12-11	6-2	0	3.39	61	49	29	23	59	51
Total	55-37	25-3	0	3.71	250	207	126	103	181	236

ZANE EVANS, C/P

Second Team All-America, 2013

National Finalist, Johnny Bench Award, 2013

First Team All-ACC, 2013

Freshman All-America, 2011

Year	G-GS	AB	R	H	Avg.	2B	3B	HR	RBI	SB
2011	58-58	226	34	61	.270	14	0	5	45	2
2012	59-59	224	23	66	.295	17	1	4	51	1
2013	64-64	244	47	88	.361	12	1	14	66	0
Total	181-181	694	115	215	.310	43	2	23	163	3

Year	G-GS	W-L	SV	ERA	IP	H	R	ER	BB	SO
2012	19-1	0-1	7	3.68	36.2	31	17	15	8	34
2013	14-0	2-2	3	3.38	21.1	20	9	8	14	15
Total	33-1									

CAREER STATS OF TECH'S TOP PLAYERS

BRANDON GOLD, INF/P

ABCA All-Region, 2016
Second Team All-ACC, 2016
Third Team All-ACC, 2015

Year	G-GS	AB	R	H	Avg.	2B	3B	HR	RBI	SB
2014	54-50	183	27	45	.246	12	0	0	16	0
2015	26-23	77	12	21	.273	3	2	1	11	0
2016	32-27	41	12	10	.244	2	0	2	8	0
Total	112-100	301	51	76	.252	17	2	3	35	0

Year	G-GS	W-L	SV	ERA	IP	H	R	ER	BB	SO
2015	14-12	7-3	0	3.26	85.2	71	35	31	25	71
2016	16-16	9-3	0	2.48	105.1	109	43	29	31	81
Total	30-28	16-6	0	2.83	191.0	180	78	60	56	152

MATT GONZALEZ, 3B/OF

Freshman All-America, 2013
ABCA All-Region, 2016
First Team All-ACC, 2016
Second Team All-ACC, 2014, 2015
ACC All-Championship Team, 2016

Year	G-GS	AB	R	H	Avg.	2B	3B	HR	RBI	SB
2013	61-58	227	37	66	.291	9	2	3	37	10
2014	64-64	255	34	80	.314	21	1	1	37	9
2015	55-55	221	29	63	.285	13	0	5	42	10
2016	59-59	246	52	93	.378	16	0	11	54	10
Total	239-236	949	152	302	.318	59	3	20	170	39

MATTHEW GORST, P

Second Team All-American, 2016
ABCA All-Region, 2016
Second Team All-ACC, 2016

Year	G-GS	W-L	SV	ERA	IP	H	R	ER	BB	SO
2014	15-0	1-0	0	7.59	21.1	20	18	18	22	16
2015	26-0	3-2	1	4.81	33.2	30	20	18	26	32
2016	28-0	2-1	12	0.55	49.0	30	5	3	13	55
Total	69-0	6-3	13	3.38	104.0	80	43	39	61	103

TYLER GREENE, SS

First Team All-America, 2005
Freshman All-America, 2003
First Team All-ACC, 2005
ACC Tournament MVP, 2005
Georgia Tech Hall of Fame, 2015

Year	G-GS	AB	R	H	Avg.	2B	3B	HR	RBI	SB
2003	61-61	228	48	72	.316	8	2	8	43	19
2004	64-64	256	55	70	.273	18	1	7	52	16
2005	61-61	269	76	100	.372	15	3	12	72	31
Total	186-186	753	179	242	.321	41	6	27	167	66

TY GRIFFIN, 2B

First Team All-America, 1988
First Team All-ACC, 1987, 1988
ACC Tournament MVP, 1988
Golden Spikes Award Finalist, 1988
Georgia Tech Hall of Fame, 1994

Year	G-GS	AB	R	H	Avg.	2B	3B	HR	RBI	SB
1986	64-61	248	69	74	.298	9	1	1	23	50
1987	62-62	258	70	91	.353	19	0	7	40	39
1988	68-68	261	81	90	.345	16	8	14	68	38
Total	194-191	767	220	255	.332	44	9	22	131	127

WELDON HENLEY, P

Year	G-GS	W-L	SV	ERA	IP	H	R	ER	BB	SO
1900	4-3	2-1	—	0.00	30	9	—	0	—	43
1901	8-8	6-2	—	63	—	—	—	—	—	68+
Total	12-11	8-3	—	93	9+	—	—	—	—	111+

BRANDON HENSLEY, 3B

First Team All-ACC, 1995

Year	G-GS	AB	R	H	Avg.	2B	3B	HR	RBI	SB
1992	56-51	182	25	53	.291	12	4	2	34	0
1993	61-60	221	35	67	.303	11	1	4	37	2
1994	67-67	270	59	94	.348	18	3	10	65	1
1995	58-57	208	56	67	.322	13	1	7	48	1
Total	242-235	881	175	281	.319	54	9	23	184	4

WES HODGES, 3B

First Team All-ACC, 2005
Second Team All-ACC, 2006

Year	G-GS	AB	R	H	Avg.	2B	3B	HR	RBI	SB
2004	46-45	184	41	56	.304	16	1	4	31	7
2005	63-63	267	67	106	.397	18	0	9	51	3
2006	58-57	219	49	72	.329	20	0	11	68	0
Total	167-165	670	157	234	.349	54	1	24	150	10

HEATH HONEYCUTT, 3B

Third Team All-America, 1998
Second Team All-ACC, 1998

Year	G-GS	AB	R	H	Avg.	2B	3B	HR	RBI	SB
1996	28-8	42	7	14	.333	2	0	0	7	9
1997	61-61	249	52	86	.345	13	5	2	50	17
1998	63-63	258	70	95	.368	18	2	14	71	13
Total	152-132	549	129	195	.355	33	7	16	128	39

JAY HOOD, SS

Second Team All-ACC, 1998

Year	G-GS	AB	R	H	Avg.	2B	3B	HR	RBI	SB
1996	64-64	268	43	74	.276	11	1	8	46	2
1997	34-34	141	39	48	.340	8	2	4	31	2
1998	49-49	203	44	65	.320	21	1	10	43	1
Total	147-147	612	126	187	.306	40	4	22	120	5

MIKE HOSTETLER, P

Third Team All-America, 1990
Second Team All-ACC, 1989
First Team All-ACC, 1990
Georgia Tech Hall of Fame, 2001

Year	G-GS	W-L	SV	ERA	IP	H	R	ER	BB	SO
1989	33-0	3-5	11	4.93	49.1	44	35	27	21	52
1990	18-18	12-4	0	2.76	130.1	111	61	40	37	97
1991	21-12	7-8	1	3.93	103.0	111	60	45	38	93
Total	72-30	22-17	12	3.57	282.2	266	156	112	96	242

RICCARDO INGRAM, OF/1B

First Team All-America, 1987
ACC Player of the Year, 1987
ACC Athlete of the Year, 1987
Georgia Tech Hall of Fame, 1995

Year	G-GS	AB	R	H	Avg.	2B	3B	HR	RBI	SB
1986	66-60	234	41	72	.308	9	3	10	48	7
1987	65-64	237	93	101	.426	21	3	17	99	17
Total	131-124	471	134	173	.367	30	6	27	147	24

GEORGE INMAN, C

All-SEC, 1959, 1960
Georgia Tech Hall of Fame, 1979

Year	G-GS	AB	R	H	Avg.	2B	3B	HR	RBI	SB
1959	26	94	22	26	.277	4	3	4	24	1
1960	24	86	29	31	.360	2	2	7	24	1
Total	50	180	51	57	.317	6	5	11	48	2

ANDREW JENKINS, 1B

Third Team All-America, 2022
Academic All-America, 2022
First Team All-ACC, 2022
First Team ABCA/Rawlings All-Southeast Region, 2022
Academic All-District, 2022
ACC Scholar-Athlete of the Year, 2022
All-ACC Academic Team, 2020, 2021, 2022

Year	G-GS	AB	R	H	Avg.	2B	3B	HR	RBI	SB
2020	4-4	11	1	4	.364	1	0	0	1	0
2021	45-40	159	32	48	.302	12	1	9	34	2
2022	60-60	252	71	96	.381	22	1	17	70	5
Total	109-104	422	104	148	.351	35	2	26	105	7

SCOTT JORDAN, OF

Third Team All-America, 1985
First Team All-ACC, 1984, 1985
ACC Tournament MVP, 1985
Georgia Tech Hall of Fame, 1990

Year	G-GS	AB	R	H	Avg.	2B	3B	HR	RBI	SB
1982	37	129	33	42	.326	7	1	5	32	7
1983	52	201	68	74	.368	9	5	5	38	36
1984	52-52	206	75	84	.408	17	2	14	57	31
1985	61-60	226	77	94	.416	13	2	12	49	40
Total	202-112+	762	253	294	.386	46	10	36	176	114

ROGER KAISER, OF

All-SEC, 1959
Georgia Tech Hall of Fame, 1966

Year	G-GS	AB	R	H	Avg.	2B	3B	HR	RBI	SB
1959	28	110	23	41	.373	6	4	4	32	2
1960	16	66	16	21	.318	0	1	3	17	3
1961	23	95	12	29	.305	5	2	1	12	4
Total	67	271	51	91	.336	11	7	8	61	9

ROGER KINARD, P

Second Team All-ACC, 1987

Year	G-GS	W-L	SV	ERA	IP	H	R	ER	BB	SO
1984	9-0	1-1	1	6.19	16	19	17	11	16	22
1985	13-12	5-2	0	4.84	70.2	62	47	38	47	68
1986	18-18	8-4	0	4.06	106.1	86	57	48	71	71
1987	20-20	12-3	0	3.81	130	119	62	55	66	111
Total	60-50	26-10	1	4.24	323	286	183	152	200	272

JEFF KINDEL, OF/P

Second Team All-ACC, 2005, 2006

Year	G-GS	AB	R	H	Avg.	2B	3B	HR	RBI	SB
2002	1-0	1								

CAREER STATS OF TECH'S TOP PLAYERS

WALT McCONNELL, UTL

First Team All-ACC, 1985
Georgia Tech Hall of Fame, 1993

Year	G-GS	AB	R	H	Avg.	2B	3B	HR	RBI	SB
1983	46	161	47	53	.329	8	2	9	51	5
1984	52-50	189	43	55	.291	12	2	6	49	4
1985	60-60	224	56	80	.357	12	0	10	72	6
Total	158-110+	574	146	188	.328	32	4	25	172	15

DECK McGUIRE, P

First Team Freshman All-America, 2008
ACC Pitcher of the Year, 2009
First Team All-ACC, 2009, 2010
First Team All-America, 2009
Third Team All-America, 2010

Year	G-GS	W-L	SV	ERA	IP	H	R	ER	BB	SO
2008	17-13	8-1	0	3.46	78.0	70	35	30	32	70
2009	16-16	11-2	0	3.50	100.1	85	51	39	41	118
2010	16-16	9-4	0	2.95	112.2	94	44	37	33	118
Total	49-45	28-7	0	3.28	291.0	250	130	106	106	306

ERIC McQUEEN, C

Second Team All-ACC, 1999

Year	G-GS	AB	R	H	Avg.	2B	3B	HR	RBI	SB
1996	23-12	47	7	12	.255	2	0	1	7	1
1997	55-55	206	47	65	.316	7	3	8	46	11
1998	53-52	198	48	59	.298	16	1	15	57	10
1999	56-56	216	44	68	.315	10	1	11	37	11
Total	187-175	667	146	204	.306	35	5	35	147	33

JOHNNY MENGER, 3B

All-SEC, 1957
Georgia Tech Hall of Fame, 1970

Year	G-GS	AB	R	H	Avg.	2B	3B	HR	RBI	SB
1954	17	61	14	16	.262	0	1	1	12	3
1955	22	90	23	23	.256	7	2	2	18	5
1956	23	98	25	26	.265	2	0	11	7	4
1957	25	93	29	37	.398	4	2	2	14	8
Total	87	342	91	102	.298	13	5	16	51	20

VICTOR MENOCA, SS/P

First Team All-Atlantic Region, 2001
Atlanta Regional MVP, 2002

Year	G-GS	AB	R	H	Avg.	2B	3B	HR	RBI	SB
1999	50-48	149	20	29	.195	3	0	1	19	2
2000	66-66	280	66	92	.329	13	1	3	39	9
2001	60-60	268	71	102	.381	18	1	4	51	7
2002	67-67	282	63	104	.369	20	2	2	49	8
Total	243-241	979	220	327	.334	54	4	10	158	26

Year	G-GS	W-L	SV	ERA	IP	H	R	ER	BB	SO
2002	10-0	0-0	2	1.93	9.1	7	4	2	3	5
Total	10-0	0-0	2	1.93	9.1	7	4	2	3	5

JEFF MONS, C

Freshman All-America, 1984

Year	G-GS	AB	R	H	Avg.	2B	3B	HR	RBI	SB
1984	52-50	184	38	52	.283	7	1	5	35	0
1985	55-51	166	38	42	.253	5	1	7	26	0
1986	45-44	146	16	29	.199	7	0	3	17	0
Total	152-145	496	92	123	.248	19	2	15	78	0

LARRY MORRIS, C/OF

All-SEC, 1954
Georgia Tech Hall of Fame, 1959 (Football)

Year	G-GS	AB	R	H	Avg.	2B	3B	HR	RBI	SB
1953	11	40	4	10	.250	0	0	1	5	2
1954	21	70	18	26	.371	6	0	5	25	3
1955	24	97	27	29	.299	2	1	5	25	9
Total	56	207	49	65	.314	8	1	11	55	14

A.J. MURRAY, C/1B

ABCA All-Region, 2015
Third Team All-ACC, 2015

Year	G-GS	AB	R	H	Avg.	2B	3B	HR	RBI	SB
2012	12-2	12	1	1	.083	0	0	0	1	0
2013	64-64	236	41	64	.271	10	2	5	35	4
2014	62-60	223	29	63	.283	16	2	4	33	7
2015	55-55	208	49	58	.279	16	1	15	51	1
Total	193-181	679	120	186	.274	42	5	24	120	12

LUKE MURTON, OF

Third Team All-America, 2009
First Team All-ACC, 2009
First Team All-Atlantic Region, 2009

Year	G-GS	AB	R	H	Avg.	2B	3B	HR	RBI	SB
2006	55-42	171	42	58	.339	10	0	6	44	6
2007	56-55	226	32	54	.239	14	3	9	43	3
2008	56-52	211	41	70	.332	25	0	12	51	3
2009	58-58	206	64	73	.354	12	1	20	63	4
Total	225-207	814	179	212	.338	61	4	47	201	16

MATT MURTON, OF

Second Team All-ACC, 2002, 2003

Year	G-GS	AB	R	H	Avg.	2B	3B	HR	RBI	SB
2001	47-38	161	43	62	.385	14	1	7	35	3
2002	64-63	250	62	86	.344	16	1	10	58	20
2003	62-62	246	64	74	.301	10	3	13	56	19
Total	173-163	657	169	222	.338	40	5	30	149	42

STEVE NEWBERN, OF

Second Team All-ACC, 1985

Year	G-GS	AB	R	H	Avg.	2B	3B	HR	RBI	SB
1982	49	185	49	60	.324	7	4	11	42	16
1983	50	183	59	63	.344	11	0	2	20	26
1984	55-55	208	68	69	.332	14	2	7	37	30
1985	59-59	239	74	92	.385	16	9	8	46	15
Total	213-114	815	250	284	.348	48	15	28	145	87

GARY NEWSOM, 2B

First Team All-ACC, 1982
Second Team All-ACC, 1980, 1981
Georgia Tech Hall of Fame, 1992

Year	G-GS	AB	R	H	Avg.	2B	3B	HR	RBI	SB
1980	26	103	19	31	.301	2	0	8	22	5
1981	38	140	29	38	.271	5	0	4	25	11
1982	49	185	49	60	.324	7	4	11	42	16
Total	113	428	97	129	.301	14	4	23	89	32

DANIEL PALKA, OF/P

First Team All-America, 2013
First Team All-ACC, 2013
Second Team All-ACC, 2012

Year	G-GS	AB	R	H	Avg.	2B	3B	HR	RBI	SB
2011	63-60	232	41	69	.297	18	3	12	52	3
2012	64-64	238	44	72	.303	19	2	12	47	6
2013	62-62	237	55	81	.342	13	3	17	66	6
Total	189-186	707	140	222	.313	50	8	41	165	15

Year	G-GS	W-L	SV	ERA	IP	H	R	ER	BB	SO
2012	5-0	0-0	0	0.00	4.1	0	1	0	3	6
2013	8-0	2-1	0	0.69	13.0	6	1	1	3	11
Total	13-0	2-1	0	0.52	17.1	6	2	1	6	17

KEVIN PARADA, C

Unanimous First Team All-America, 2022
Johnny Bench Award Winner, 2022
Buster Posey Award Winner, 2022
First Team ABCA/Rawlings All-Southeast Region, 2022
District 4 Player of the Year, 2022
First Team All-ACC, 2022
Freshman All-America, 2021
Second Team ABCA/Rawlings All-Southeast Region, 2021
Third Team All-ACC, 2021

Year	G-GS	AB	R	H	Avg.	2B	3B	HR	RBI	SB
2021	52-51	220	42	70	.318	20	2	9	42	1
2022	60-60	258	79	93	.360	10	1	26	88	11
Total	111-111	473	120	161	.340	30	3	35	130	12

BILLY PARHAM, 1B

Second Team All-ACC, 1987

Year	G-GS	AB	R	H	Avg.	2B	3B	HR	RBI	SB
1986	44-21	97	20	32	.330	4	0	4	22	0
1987	63-61	230	61	75	.326	18	0	18	69	3
1988	68-68	264	62	88	.333	14	0	20	73	8
Total	175-150	591	143	195	.330	36	0	42	164	11

TYLER PARKER, C

Second Team All-ACC, 2002

Year	G-GS	AB	R	H	Avg.	2B	3B	HR	RBI	SB
2000	53-47	185	32	44	.238	8	0	11	41	5
2001	16-12	52	13	17	.327	5	0	1	16	3
2002	65-64	258	57	80	.310	19	4	11	59	13
Total	134-123	495	102	141	.285	32	4	23	116	21

ERIC PATTERSON, 2B

First Team All-ACC, 2002, 2003, 2004
Third Team

CAREER STATS OF TECH'S TOP PLAYERS

H.F. REAGIN, OF

Georgia Tech Hall of Fame, 1983

Year	G-GS	AB	R	H	Avg.	2B	3B	HR	RBI	SB
1971	32	99	11	111	.111	1	0	2	7	—
1972	20	54	5	9	.167	2	0	1	5	—
1973	28	88	8	22	.250	6	1	3	15	3
1974	36	132	22	40	.303	6	1	3	40	1
Total	116	373	46	82	.220	15	2	9	67	4

BOBBY REEVES, SS

Georgia Tech Hall of Fame, 1985

Year	G-GS	AB	R	H	Avg.	2B	3B	HR	RBI	SB
1924	22	84	—	24	.286	2	1	4	—	—
1925	14	57	—	18	.316	3	3	1	—	—
1926	26	109	—	44	.404	7	8	10	—	—
Total	62	250	—	86	.344	12	12	15	—	—

CLIFTON REMOLE, 1B/OF

Second Team All-ACC, 2004

Year	G-GS	AB	R	H	Avg.	2B	3B	HR	RBI	SB
2002	53-40	152	25	43	.283	3	0	4	34	2
2003	57-56	220	47	71	.323	14	0	4	42	1
2004	65-63	259	47	89	.344	15	2	4	56	5
Total	175-159	631	119	203	.322	32	2	12	132	8

CHAPPELL RHINO, UTL

All-SEC, 1951, 1953

Georgia Tech Hall of Fame, 1974

Year	G-GS	AB	R	H	Avg.	2B	3B	HR	RBI	SB
1951	—No Stats Available—									
1952	—	75	12	14	.187	1	3	0	16	—
1953	21	86	13	20	.233	3	2	0	9	0

Year	G-GS	W-L	SV	ERA	IP	H	R	ER	BB	SO
1951	—No Stats Available—									
1952	6	3-2	—	43.2	—	—	—	—	—	—
1953	8	5-1	—	46.2	41	27	—	14	29	—

BRAD RIGBY, P

First Team All-America, 1994

Second Team All-America, 1993

First Team All-ACC, 1993

Georgia Tech Hall of Fame, 2006

Year	G-GS	W-L	SV	ERA	IP	H	R	ER	BB	SO
1992	17-17	8-3	0	2.94	98	83	50	32	46	81
1993	17-17	13-1	0	2.46	98.2	57	33	27	56	132
1994	24-21	14-4	0	3.46	143	104	62	55	74	184
Total	58-55	35-8	0	3.02	339.2	244	145	114	176	397

RYAN RITTER, 2B/OF

Second Team All-America, 1995

First Team All-ACC, 1995

Year	G-GS	AB	R	H	Avg.	2B	3B	HR	RBI	SB
1993	55-51	200	41	66	.330	8	4	6	37	5
1994	53-45	178	46	53	.298	8	3	8	32	9
1995	59-59	256	76	98	.383	12	4	20	69	6
Total	167-155	634	163	217	.342	28	11	34	138	20

RICHARD ROBBINS, OF

All-Metro Conference, 1977

Year	G-GS	AB	R	H	Avg.	2B	3B	HR	RBI	SB
1977	29	93	16	23	.247	5	1	2	18	3
1978	29	112	17	31	.277	3	2	5	27	4
1979	27	100	24	27	.270	6	3	2	17	2
1980	20	73	11	17	.233	2	1	1	6	1
Total	105	378	68	98	.259	16	7	10	68	10

MATT SAIER, OF/P

First Team All-ACC, 1995

Year	G-GS	AB	R	H	Avg.	2B	3B	HR	RBI	SB
1994	48-27	107	28	20	.187	3	0	2	16	2
1995	53-25	92	25	35	.380	7	0	5	16	3
Total	101-52	199	53	55	.276	10	0	7	32	5

Year	G-GS	W-L	SV	ERA	IP	H	R	ER	BB	SO
1994	4-1	1-1	0	7.59	10.2	15	9	9	6	9
1995	25-4	7-1	2	5.18	81.2	86	54	47	40	76
Total	29-5	8-2	2	5.46	92.1	101	63	56	46	85

MIKE SCHISLER, P

Georgia Tech Hall of Fame, 1980

Year	G-GS	W-L	SV	ERA	IP	H	R	ER	BB	SO
1970	9-2	2-0	—	1.72	36.2	28	8	7	10	42
1971	12-9	8-0	—	2.53	67.2	56	22	19	29	65
1972	10-7	3-3	—	2.41	56	51	25	15	18	40
1973	11-10	9-0	—	1.36	86.1	80	24	13	19	69
Total	42-28	22-3	—	1.97	246.2	215	79	54	76	216

TODD SHIVER, P

ACC Tournament MVP, 1987

Georgia Tech Hall of Fame, 1999

Year	G-GS	W-L	SV	ERA	IP	H	R	ER	BB	SO
1984	20-4	4-0	0	5.13	52.2	54	39	30	45	43
1985	13-0	1-0	0	7.36	18.1	16	19	15	21	16
1986	16-16	8-5	0	4.94	102	109	70	56	84	68
1987	16-16	10-3	0	3.99	103.2	101	58	46	49	82
Total	65-36	23-8	0	4.78	276.2	280	186	147	199	209

CHANDLER SIMPSON, 2B/SS

Second Team All-America, 2022

Third-Team All-America, 2022

First Team All-ACC, 2022

NCAA Statistics Leader - Hitting, 2022

Year	G-GS	AB	R	H	Avg.	2B	3B	HR	RBI	SB
2022	47-47	203	64	88	.433	8	3	1	25	27
Total	47-47	203	64	88	.433	8	3	1	25	27

JAMIE SIMS, SS/OF

Second Team All-ACC, 1985

Year	G-GS	AB	R	H	Avg.	2B	3B	HR	RBI	SB
1982	27	114	18	31	.272	6	1	3	19	5
1983	45	162	37	59	.364	17	1	10	46	8
1984	49-48	198	47	74	.374	10	1	12	50	15
1985	51-50	196	45	59	.301	13	0	9	49	13
Total	172-98+	670	147	223	.333	46	3	34	164	41

CARL SITLER, UTL

Year	G-GS	AB	R	H	Avg.	2B	3B	HR	RBI	SB
1984	36-21	91	27	33	.363	7	4	3	21	0
1985	61-58	240	43	73	.304	14	2	4	44	3
1986	44-35	138	31	35	.254	8	1	6	28	3
1987	61-48	192	43	64	.333	10	3	6	44	9
Total	202-162	661	144	205	.310	39	10	19	137	15

MATT SKOLE, 3B

First Team All-ACC, 2010

Second Team All-ACC, 2011

Year	G-GS	AB	R	H	Avg.	2B	3B	HR	RBI	SB
2009	58-58	215	41	65	.302	13	0	17	58	2
2010	62-62	233	62	78	.335	15	3	20	63	1
2011	61-61	233	56	81	.348	16	0	10	58	1
Total	181-181	681	159	224	.329	44	3	47	179	4

JEREMY SLAYDEN, OF

Second Team All-ACC, 2005

Freshman All-America, 2002

Year	G-GS	AB	R	H	Avg.	2B	3B	HR	RBI	SB
2002	68-65	256	74	89	.348	15	1	18	66	4
2003	62-59	218	44	64	.294	18	4	8	40	2
2004	9-9	35	7	10	.286	1	0	1	8	0
2005	52-49	199	51	70	.352	9	0	13	57	1
Total	191-182	708	176	233	.329	43	5	40	171	7

MICHAEL SORROW, 3B/SS

Second Team All-America, 1996

First Team All-ACC, 1996

Second Team All-ACC, 1995

Georgia Tech Hall of Fame, 2016

Year	G-GS	AB	R	H	Avg.	2B	3B	HR	RBI	SB
1993	41-33	120	21	31	.258	7	1	3	22	3
1994	54-35	133	31	33	.248	9	2	1	19	0
1995	60-60	236	63	82	.347	13				

CAREER STATS OF TECH'S TOP PLAYERS

TED TOMASOVICH, OF/P

NCAA All-District, 1968

Georgia Tech Hall of Fame, 1986

Year	G-GS	AB	R	H	Avg.	2B	3B	HR	RBI	SB
1966	9	11	2	3	.273	0	2	0	4	0
1967	9	21	3	7	.333	2	0	1	5	0
1968	30	113	25	43	.381	9	6	5	38	0
Total	48	145	30	53	.366	11	8	6	47	0

Year	G-GS	W-L	SV	ERA	IP	H	R	ER	BB	SO
1966	7-4	2-2	—	3.90	30	16	13	13	20	24
1967	6-6	3-2	—	3.40	45	38	23	17	12	42
1968	1-0	0-0	—	0.00	1	0	0	0	0	1
Total	14-10	5-4	—	3.55	76	54	36	30	32	67

CORY VANCE, P

Third Team All-America, 2000

First Team All-ACC, 2000

Freshman All-America, 1998

Georgia Tech Hall of Fame, 2012

Year	G-GS	W-L	SV	ERA	IP	H	R	ER	BB	SO
1998	19-11	6-4	0	5.96	80	95	68	53	39	102
1999	18-17	9-3	1	4.43	103.2	118	60	51	50	103
2000	16-16	13-3	0	3.40	119	97	49	45	36	123
Total	53-44	28-10	1	4.43	302.2	310	177	149	125	328

JASON VARITEK, C

Golden Spikes Award, 1994

Dick Howser Trophy, 1994

Consensus First Team All-America, 1992, 1993, 1994

ACC Player of the Year, 1993

First Team All-ACC, 1992, 1993, 1994

Second Team All-ACC, 1991

Georgia Tech Hall of Fame, 2004

Year	G-GS	AB	R	H	Avg.	2B	3B	HR	RBI	SB
1991	63-61	225	42	67	.298	17	0	7	41	0
1992	62-62	212	54	86	.406	22	0	11	52	2
1993	61-61	228	78	92	.404	20	2	22	72	5
1994	67-67	249	87	106	.426	23	1	17	86	5
Total	253-251	914	261	351	.384	82	3	57	251	12

LUKE WADDELL, SS

First Team All-ACC, 2021

2020 Second-Team Academic All-American

2020 First-Team Academic All-District

2019 Brooks Wallace Shortstop of the Year Semifinalist

ACC Academic Honor Roll, 2018, 2019, 2020, 2021

Year	G-GS	AB	R	H	Avg.	2B	3B	HR	RBI	SB
2018	42-31	120	20	34	.283	8	1	1	10	1
2019	58-58	233	57	75	.322	12	2	2	34	7
2020	16-16	60	14	18	.300	2	1	1	9	2
2021	56-56	230	41	71	.309	12	1	8	33	5
Total	172-161	643	132	198	.308	34	5	12	86	15

JEFF WATCHKO, P

Second Team All-ACC, 2002

Year	G-GS	W-L	SV	ERA	IP	H	R	ER	BB	SO
2000	26-2	4-1	6	3.38	58.1	49	25	22	23	54
2001	31-0	1-3	6	3.31	35.1	34	14	13	18	35
2002	29-9	11-1	2	4.01	89.2	94	48	40	19	62
2003	29-1	3-3	5	4.62	48.2	50	25	25	21	41
Total	115-12	19-8	19	3.88	232	227	112	100	81	192

K.G. WHITE, OF

First Team All-ACC, 1987, 1988

Georgia Tech Hall of Fame, 1997

Year	G-GS	AB	R	H	Avg.	2B	3B	HR	RBI	SB
1985	41-24	107	25	42	.392	7	1	4	26	1
1986	64-63	267	59	83	.311	14	3	8	39	26
1987	54-53	214	73	70	.327	13	3	16	51	34
1988	65-63	231	65	78	.338	16	0	18	55	28
Total	224-203	819	222	273	.333	50	7	46	171	89

MATT WIETERS, C/P

First Team All-America, 2006, 2007

First Team All-ACC, 2005, 2007

Second Team All-ACC, 2006

Freshman All-America, 2005

ACC Rookie of the Year, 2005

Georgia Tech Hall of Fame, 2017

Year	G-GS	AB	R	H	Avg.	2B	3B	HR	RBI	SB
2005	60-59	227	53	83	.366	17	1	10	68	1
2006	68-68	259	72	92	.355	20	0	15	71	3
2007	57-57	218	42	78	.358	17	2	10	59	2
Total	185-184	704	167	253	.359	54	3	35	198	6

Year	G-GS	W-L	SV	ERA	IP	H	R	ER	BB	SO
2005	26-0	3-3	6	2.85	41.0	40	17	13	10	32
2006	21-0	1-3	7	3.41	31.2	35	12	12	8	35
2007	12-1	1-4	3	7.53	14.1	16	12	12	6	16
Total	59-1	5-10	16	3.83	87.0	91	41	37	24	83

BILLY WILLIAMSON, OF

All-SEC, 1961

Georgia Tech Hall of Fame, 2013

Year	G-GS	AB	R	H	Avg.	2B	3B	HR	RBI	SB
1961	24	92	20	23	.250	3	4	2	20	4
1962	24	93	14	23	.247	2	2	0	14	2
1963	25	104	11	20	.192	2	0	0	11	1
Total	73	289	45	66	.228	7	6	2	45	7

KRIS WILSON, P/1B

First Team All-America, 1997

First Team All-ACC, 1997

Georgia Tech Hall of Fame, 2009

Year	G-GS	W-L	SV	ERA	IP	H	R	ER	BB	SO
1995	18-18	8-2	0	3.46	112	109	57	43	35	101
1996	21-15	5-3	0	5.03	98.1	127	69	55	24	66
1997	19-16	12-2	2	3.12	118.1	114	50	41	30	103
Total	58-49	25-7	2	3.81	328.2	350	176	139	89	270

Year	G-GS	AB	R	H	Avg.	2B	3B	HR	RBI	SB
1997	59-59	241	45	72	.299	14	1	5	43	3
Total	59-59	241	45	72	.299	14	1	5	43	3

BLAKE WOOD, P

Second Team All-ACC, 2005

Year	G-GS	W-L	SV	ERA	IP	H	R	ER	BB	SO
2004	15-4	1-2	0	7.84	31.0	40	30	27	14	23
2005	18-18	10-1	0	3.13	106.1	111	48	37	24	74
2006	19-19	11-4	0	4.79	114.2	138	71	61	41	95
Total	52-41	22-7	0	4.46	252.0	289	149	125	79	192

KYLE WREN, OF

First Team All-ACC, 2011

Second Team All-ACC, 2013

Year	G-GS	AB	R	H	Avg.	2B	3B	HR	RBI	SB
2011	63-63	265	57	90	.340	11	7	1	32	16
2012	62-62	258	56	66	.256	10	6	2	22	16
2013	64-64	272	50	98	.360	11	6	2	28	28
Total	189-189	795	163	254	.319	32	19	5	82	60

DOUG WYCOFF, OF

Georgia Tech Hall of Fame, 1956 (Football)

Year	G-GS	AB	R	H	Avg.	2B	3B	HR	RBI	SB
1924	20	76	—	32	.421	4	1	1	—	—
1925	21	81	—	33	.407	7	3	3	—	—
1926	26	98	—	43	.439	7	2	9	—	—
Total	67	255	—	108	.424	18	6	13	—	—

L.J. YANKOSKY, P

Second Team All-ACC, 1998

GTE Academic All-America, 1997, 1998

Year	G-GS	W-L	SV	ERA	IP	H	R	ER	BB	SO
1994	12-7	4-0	1	2.68	53.2	47	20	16	21	32
1996	17-0	2-0	2	6.38	18.1	12	15	13	18	20
1997	19-12	8-3	2	5.03	77	79	57	43	43	51
1998	18-17	11-1	1	4.23	110.2	104	56	52	42	110
Total	66-36	25-4	6	4.30	259.2	242	148	124	124	213

HEAD COACH DANNY HALL'S 30TH SEASON AT TECH



HALL'S MILESTONE WINS ON THE FLATS

- February 11, 1994 - First win at Georgia Tech (3-1 vs. Minnesota)
- March 11, 1994 - First ACC win at Georgia Tech (4-1 vs. Virginia)
- May 18, 1994 - First ACC Tournament win at Georgia Tech (7-4 vs. North Carolina)
- May 27, 1994 - First NCAA Regional win at Georgia Tech (7-0 vs. Connecticut)
- May 30, 1994 - First NCAA Regional Championship at Georgia Tech (18-7 vs. Washington)
- June 3, 1994 - Georgia Tech's first-ever College World Series appearance
- June 3, 1994 - First College World Series win at Georgia Tech (2-0 vs. Cal St. Fullerton)
- March 6, 1996 - 100th career win at Georgia Tech (5-4 vs. Virginia)
- 1997 - ACC Regular Season Champions
- May 12, 1999 - 250th career win at Georgia Tech (11-10 at Georgia)
- 2000 - ACC Regular Season and ACC Tournament Champions
- 2002 - program record 52 wins (52-16 overall record)
- 2002 - College World Series participant
- 2003 - ACC Tournament Champions
- 2004 - ACC Regular Season Champions
- March 13, 2005 - 500th career win at Georgia Tech (16-5 vs. Wake Forest)
- March 27, 2005 - became the all-time winningest coach at Georgia Tech (505th win - 11-10 at Miami)
- 2005 - ACC Regular Season and ACC Tournament Champions
- 2006 - College World Series participant
- March 15, 2011 - 750th career win at Georgia Tech (4-3 vs. Georgia Southern)
- 2011 - ACC Regular Season Champions
- May 16, 2012 - 1,000th overall career win as a head coach (12-3 vs. Virginia Tech)
- 2012 - ACC Tournament Champions
- 2014 - ACC Tournament Champions
- March 20, 2018 - 1,000th career win at Georgia Tech
- 2019 - ACC Coastal Division Champions
- 2019 - ACC Coach of the Year for fourth time
- April 25, 2021 - 3,000th career win as a head coach (9-8 vs. Florida State)
- 2021 ACC Coastal Division Champions
- June 5, 2022 - Hall becomes winningest active NCAA baseball coach (1,348 wins)

RECORDS



Mark Teixeira

TEAM RECORDS

SEASONS

Winning Seasons	75
Losing Seasons	37
.500 Seasons	3
Most Consecutive Winning Seasons	35 1982 (29-20) - 2016 (38-25)
Most Consecutive Losing Seasons	6 1949 (10-14) - 1954 (9-13-1)

WINS

Entire Season	
52.....	2002 Overall record: 52-16
Regular Season Only	
47.....	1987 Regular season record: 47-11
Winning Percentage	
.889.....	1920 Overall record: 16-2
Postseason	
9.....	1994 Postseason record: 9-4; reached College World Series
Home Wins	
38.....	1990 Home Record: 38-5
Home Winning Percentage	
.941.....	1992 Home Record: 32-2
Road Wins	
15.....	2011 Road Record: 15-8

LOSSES & TIES

Most Losses	
28.....	2017 Overall record: 27-28
Most Ties	
2.....	four times 1959 (17-9-2) 1961 (6-16-2) 1965 (20-8-2) 1973 (20-6-2)

MARGIN OF VICTORY, DEFEAT

Largest Winning Margin	
41.....	vs. Earlham, 3-21-1975 Final Score: Georgia Tech 41, Earlham 0
Largest Losing Margin	
24.....	at Georgia, 4-15-1899 Final Score: Georgia 25, Georgia Tech 1
Largest Losing Margin (home game)	
22.....	vs. Michigan, 3-12-1995 Final Score: Michigan 27, Georgia Tech 5

SHUTOUTS

Most Shutouts (by Georgia Tech)	
8.....	four times 1906, 1971, 1989, 1997
Most Consecutive Shutouts (by Georgia Tech)	
3.....	1971 3-7 vs. Georgia State (6-0) 3-7 vs. Georgia State (6-0) 3-8 vs. Georgia (7-0)
Most Shutouts (against Georgia Tech)	
6.....	2014
Most Consecutive Shutouts (against Georgia Tech)	
2.....	2015 5-12 vs. Georgia (0-6) 5-14 at Miami (0-3)
Most Consecutive Games Without Being Shutout (by Georgia Tech)	
302.....	1976-84 Began: 5-2-1976 vs. Florida State, 6-18 Ended: 4-15-1984 vs. Wake Forest, 6-4
Most Consecutive Scoreless Innings (by Georgia Tech)	
27.....	1972
Most Consecutive Scoreless Innings (against Georgia Tech)	
26.....	2015

STREAKS

Longest Winning Streak	
20 games.....	twice 1990 Began: 2-17 vs. Georgia Southern, 8-3 Ended: 3-17 vs. New Orleans, 10-3 2004 Began: 3-23 at Florida State, 11-4 Ended: 5-28 vs. Florida State, 13-4
Longest Unbeaten Streak	
20 games.....	twice 1990 Began: 2-17 vs. Georgia Southern, 8-3 Ended: 3-17 vs. New Orleans, 10-3 2004 Began: 3-23 at Florida State, 11-4 Ended: 5-28 vs. Florida State, 13-4
Longest Conference Winning Streak	
25 games.....	2004-05 *ACC RECORD Began: 4-10-2004 vs. North Carolina, 8-4 Ended: 3-20-2005 vs. NC State, 11-10
Longest Weekend Series Winning Streak	
12 series.....	2019-20 Began: 3-17 vs. Virginia, 6-5 Ended: 2-29 vs. Georgia, 0-12
Longest Weekend Conference Series Winning Streak	
12 series.....	2019-21 Began: 3-17 vs. Virginia, 6-5 Ended: 3-14 vs. Pitt, 12-18
Longest Season-Opening Winning Streak	
17 games.....	2003 Began: 2-15 at Georgia Southern, 8-1 Ended: 3-15 vs. Kent State, 4-1
Longest Home Winning Streak	
29 games.....	1989-90 Began: 5-8-89 vs. South Carolina, 8-7 Ended: 3-21-90 vs. North Carolina, 11-5
Longest Losing Streak	
10 games.....	1975 Began: 4-5 vs. Milligan, 4-9 Ended: 5-9 vs. Shorter, 3-10
Longest Season-Opening Losing Streak	
9 games.....	1986 Began: 2-22 vs. Florida State, 4-6 Ended: 3-2 vs. South Carolina, 14-15

TEAM RECORDS

EXTRA-INNING GAMES

Most Played

9.....twice
1986, 2014

Most Consecutive Extra-Inning Games

3.....1986
5-23-1986 def. Navy, 9-8 (14 inn.) - NCAA Atlantic Regional
5-24-1986 def. Western Carolina, 8-7 (11 inn.) - NCAA Atlantic Regional
5-25-1986 loss at Miami, 7-6 (10 inn.) - NCAA Atlantic Regional

LONGEST GAMES

By Inning (overall)

16 innings.....at Georgia Southern, 2-24-16 (win, 6-5)

By Inning (home)

14 innings.....vs. Virginia Tech (DH-2), 3-13-22 (win, 7-6)
.....vs. Georgia, 5-18-21 (win, 7-6)

By Time (overall)

5:37 (5 hours, 37 minutes).....vs. Georgia, 5-18-2021
at Mac Nease Baseball Park at Russ Chandler Stadium (win, 7-6 in 14 innings)

ATTENDANCE

Single Game

28,836.....vs. Georgia at Turner Field, 5-11-2004

Russ Chandler Stadium (regular season game)

4,609.....vs. Georgia, 4-9-2008

Russ Chandler Stadium (postseason game)

4,468.....vs. Southern California, 6-2-2000, NCAA Atlanta Super Regional

Russ Chandler Stadium (regular season series)

10,655.....vs. Florida State, 2002
5-2: 4,177
5-3: 2,610
5-4: 3,166

Russ Chandler Stadium (postseason series)

3-Games

10,435.....NCAA Atlanta Regional, 2000
5-26 vs. Georgia Southern: 4,233
5-27 vs. Stetson: 3,381
5-28 vs. Stetson: 2,821

4-Games

13,389.....NCAA Atlanta Regional, 2019
5-31 vs. Florida A&M: 3,718
6-1 vs. Auburn: 3,718
6-2 vs. Coastal Carolina: 2,235
6-2 vs. Auburn: 3,718

BIGGEST INNINGS

Runs	Opponent (inning)	Date	Final Score
15	Charleston Southern (4th)	3/2/1999	Tech, 22-4
14	Elmhurst (5th)	3/29/1978	Tech, 14-1
13	Centenary (6th)	4/5/1977	Tech, 18-3
12	USC Upstate (8th)	4/5/2022	Tech, 27-4
	Duke (5th)	5/18/2018	Tech, 20-7
	Virginia Tech (1st)	5/14/2005	Tech, 27-2
	at Maryland (5th)	5/23/2004	Tech, 18-6
	at N.C. State (7th)	3/30/2002	Tech, 20-12
	Oakland (4th)	2/28/2001	Tech, 18-0
	Stetson (6th)	5/27/2000	Tech, 24-1
	at N.C. State (9th)	4/4/1998	Tech, 17-13
	Maryland (6th)	3/20/1995	Tech, 25-17
	Ball State (8th)	2/26/1985	Tech, 21-11
11	Western Carolina (6th)	5/3/2019	Tech, 25-4
	at Georgia State (2nd)	4/15/2009	Tech, 18-2
	Mercer (3rd)	3/10/2009	Tech, 17-3
	Virginia Tech (2nd)	5/14/2005	Tech, 27-2
	Georgia (6th)	4/8/1992	Tech, 15-1
	Virginia (6th)	3/9/1990	Tech, 17-6
	Tenn. Temple (6th)	4/12/1984	Tech, 24-5
	Ball State (6th)	3/1/1983	Tech, 14-4
	Hillsdale (5th)	3/31/1979	Tech, 24-3
	Earlham (6th)	3/21/1975	Tech, 41-0
10	at Clemson (5th)	4/27/2013	Tech, 14-9
	Wake Forest (6th)	2/27/2010	Tech, 15-0
	at Boston College (4th)	4/28/2006	Tech, 12-4
	at Georgia State (8th)	5/11/1994	Tech, 23-9
	Clemson (5th)	5/14/1994	Tech, 20-4
	Maryland (5th)	3/22/1989	Tech, 19-7
	E. Tenn. St. (7th)	3/24/1987	Tech, 15-0
	Augusta College (4th)	5/4/1987	Tech, 14-7
	Maryland (5th)	4/1/1986	Tech, 26-0
	Ohio State (6th)	3/21/1984	Tech, 18-4
	at Georgia State (1st)	3/5/1981	Tech, 35-9
	Earlham (8th)	3/21/1975	Tech, 41-0

BIGGEST NINTH-INNING COMEBACKS

Runs	Deficit	Opponent	Date	Result
12		at NC State	4/4/1998	Win, 17-13
8	1 (9-8)	vs. FIU	2/21/2015	Win, 16-8
7		Duke	3/27/1998	Win, 9-8
		Mercer	3/5/1997	Win, 7-6
6	5 (9-4)	Virginia Tech	3/20/2009	Win, 10-9
	3 (7-4)	vs. Florida State (ACC)	5/25/2003	Win, 10-7
		NC State	5/9/1997	Win, 14-13
5	3 (7-4)	at Mercer	5/6/2015	Win, 9-7
	5 (13-8)	Georgia	5/14/2014	Loss, 14-13 (11 inn.)
	4 (8-4)	North Carolina	5/14/2011	Win, 9-8
	5 (8-3)	North Carolina	3/28/2010	Win, 11-8 (10 inn.)
		SE Missouri State	4/11/1998	Win, 6-5
		Oklahoma State (NCAA)	5/24/1998	Win, 6-5
		NC State (ACC)	4/21/1984	Win, 5-3
4	4 (8-7)	at North Carolina	4/17/2022	Win, 11-8
	3 (8-5)	Coastal Carolina	4/30/2016	Win, 9-8
	4 (6-2)	Rutgers	2/29/2008	Loss, 10-6 (11 inn.)
	2 (9-7)	at Miami	3/27/2005	Win, 11-10
	3 (6-3)	Miami	5/10/2002	Win, 7-6
		Eastern Kentucky (NCAA)	5/25/1985	Win, 14-13
		Mercer	4/14/1993	Win, 7-6
		New York Tech	3/2/1991	Win, 7-6
		NC State (ACC)	5/14/1991	Win, 4-3
3	3 (6-3)	at Wake Forest	3/24/2017	Win, 7-6 (11 inn.)
	2 (8-6)	vs. Albany	2/22/2015	Win, 9-8
	3 (8-5)	North Carolina	5/12/2013	Win, 9-8 (11 inn.)
	3 (5-2)	Clemson	4/27/2012	Win, 6-5 (13 inn.)
	3 (6-3)	North Carolina	4/4/2009	Win, 10-6 (11 inn.)
	2 (8-6)	Florida State	4/16/2005	Win, 9-8
	2 (10-8)	NC State	3/20/2005	Win, 11-10
		Stetson	3/4/1997	Win, 9-5 (10 inn.)
		Charleston Southern	3/25/1997	Win, 12-11 (11 inn.)
		Florida State	4/18/1997	Loss, 10-9 (12 inn.)
		North Carolina	5/14/1997	Win, 7-6
		Virginia	3/16/1996	Win, 7-6
		Georgia	2/24/1996	Win, 6-5 (10 inn.)
		Duke	4/11/1993	Win, 7-6

RECORDS

TEAM BATTING RECORDS

RUNS SCORED

Inning

15..... vs. Charleston Southern, 3-2-1999 (4th inning)

Game

41..... vs. Earham, 3-21-1975

Game (both teams)

44..... vs. Georgia State, 3-5-1981
Georgia Tech 35, Georgia State 9

Most Games In Double Figures

35..... 1987

Most Consecutive Games In Double Figures

9..... 2013

Season (most)

662..... 1987

Season (fewest)

72..... 1964

Season, per game (highest)

10.3..... 1984

Season, per game (lowest)

3.0..... 1964

MOST AT-BATS

Game

59..... vs. Earham, 3-21-1975

Season

2493..... 1986

MOST PLATE APPEARANCES

Inning

20..... vs. Charleston Southern, 3-2-1999 (4th inning)

Game

77..... vs. Earham, 3-21-1975

Season

2933..... 1994

BATTING AVERAGE

Season (highest)

.347..... 2001

Season (lowest)

.217..... 1964

BASE HITS

Inning

10, five times..... Georgia State (8th), 4-12-1994
..... Jacksonville State (3rd), 3-5-1996
..... Oakland (4th), 2-28-2001
..... Virginia Tech (1st and 2nd), 5-14-2005

Game

30..... vs. Maryland, 3-28-1985

Game (both teams)

43, twice..... Georgia State, 3-5-1981
(Georgia Tech 28, Georgia State 15)
..... Wake Forest, 4-4-1981
(Georgia Tech 24, Wake Forest 19)

Season (most)

833..... 2000

Season (fewest)

163..... 1953

Season, per game (highest)

12.7..... 2001

Season, per game (lowest)

7.0..... 1964

DOUBLES

Game

8, twice..... vs. Rutgers, 3-6-1999
..... at Wake Forest, 4-19-2009

Game (both teams)

14..... vs. New Orleans, 3-30-1988
(Georgia Tech 5, New Orleans 9)

Season (most)

164..... 1994

Season (fewest)

14..... 1964

TRIPLES

Game

3, 10 times..... *Last two times:*
..... vs. Mercer, 3-24-2010
..... vs. Georgia, 4-14-2010

Game (both teams)

5..... vs. Duke, 3-23-1972

Season (most):

31..... 1994

Season (fewest)

1, twice..... 1958
..... 1999

HOME RUNS

Game

11..... vs. Maryland, 3-28-1985

Game (both teams)

12, twice..... vs. Maryland, 3-28-1985
..... vs. Mercer, 4-22-2008

Season (most)

122..... 2010

Season (fewest)

3..... 1970

Season, per game (most)

2.0..... 2022 (120 in 60 games)

Season, per game (fewest)

0.13..... 1970 (3 in 24 games)

GRAND SLAM HOME RUNS

Game

2, multiple times..... *Last time:*
..... vs. Georgia Southern, 4-16-2008

Season (most)

10..... 1998

TOTAL BASES

Game

69..... vs. Maryland, 3-28-1985

Season (most)

1345..... 1987

Season (fewest)

215..... 1953

RUNS BATTED IN

Game

34..... vs. Earham, 3-21-1975

Season (most)

602..... 1987

Season (fewest)

59..... 1964

SLUGGING PERCENTAGE

Season (highest)

.575..... 2010

Season (lowest)

.295..... 1961

STRIKEOUTS

Game

18, twice..... at Louisville, 3-22-19
..... vs. North Carolina, 3-17-2017

Season (most)

498..... 1997

Season (fewest)

124..... 1980

WALKS

Game

19..... vs. Hope, 3-25-1978

Game (both teams)

27..... vs. Wake Forest, 4-4-1981

Season (most)

411..... 1990

Season (fewest)

64..... 1964

WALK-TO-STRIKEOUT RATIO

Season (best)

1.6-1..... 1983 (353 walks, 221 strikeouts)

Season (worst)

0.4-1..... 1965 (64 walks, 155 strikeouts)

STOLEN BASES

Game

10..... vs. Cincinnati, 3-25-1921

Game (both teams)

11..... vs. Elon, 3-24-1984

Season

144..... 1987

Season, per game (most)

2.22..... 1987 (144 in 65 games)

Season, per game (fewest)

0.17..... 1958 (4 in 24 games)

RUNNERS LEFT ON BASE

Game (9 inning)

18, twice..... vs. Virginia, 3-23-1983
..... vs. North Carolina, 5-14-1997

Game (extra innings)

20..... vs. Wake Forest (12 innings), 4-4-1981

Season (most)

587..... 1985

BATTERS HIT BY PITCH

Season (most)

88..... 2002

Season (fewest)

5..... 1964

SACRIFICE HITS

Season (most)

55..... 1993

Season (fewest)

4..... 1977

SACRIFICE FLIES

Game

6..... vs. Wake Forest, 4-14-1995

Season (most)

46..... 2000

Season (fewest)

1..... 1964

INDIVIDUAL BATTING RECORDS

GAMES PLAYED

Season
71, twice..... Darren Bragg, 1990
..... Andy Bruce, 1990

Career
253..... Jason Varitek, 1991-94

AT-BATS

Game
8, five times..... Bert Kizer vs. Earlham, 3-21-1975
..... Greg Woodward vs. Georgia State, 3-5-1981
..... Todd Moore vs. Wake Forest, 4-4-1981
..... Scott McIntyre vs. Washington, 5-30-1994
..... Luke Waddell vs. Georgia, 5-18-2021

Season
297..... Jay Payton, 1994

Career
979..... Victor Menocal, 1999-2002

BATTING AVERAGE

Season (50-99 AB)
.465..... Bob Lusk, 1951

Season (100-199 AB)
.500..... Tom Angley, 1926

Season (200+ AB)
.434..... Jay Payton, 1994

Career (200+ AB)
.436..... Tom Angley, 1925-27

RUNS SCORED

Game
7..... Frank Turner vs. Earlham, 3-21-1975

Season
104..... Mark Teixeira, 2000

Career
261..... Jason Varitek, 1991-94

BASE HITS

Game
6, four times..... K.G. White vs. Evansville, 3-6-1987
..... Jeremy Slayden vs. Duke, 5-24-2003
..... Chase Burnett vs. Presbyterian, 5-3-2009
..... Zane Evans at Clemson, 4-27-2013

Season
129..... Jay Payton, 1994

Career
351..... Jason Varitek, 1991-94

DOUBLES

Game
3, 16 times..... Last two times:
..... Tony Plagman at Wake Forest, 4-17-2009
..... Chase Burnett vs. Presbyterian, 5-3-2009

Season
27..... Jay Payton, 1994

Career
82..... Jason Varitek, 1991-94

TRIPLES

Game
2, 20 times..... Last time:
..... Connor Justus vs. Western Carolina, 3-5-2016

Season
12..... Jay Payton, 1993

Career
22..... Jay Payton, 1992-94

HOME RUNS

Game
3, 12 times..... Last time:
..... Kyle McCann vs. Dartmouth, 2-24-18

Season
26..... Kevin Parada, 2022

Career
57..... Jason Varitek, 1991-94
..... (Anthony Maisano, 69, 1989-90 (first 32 at Wake Forest))

Home Runs in Consecutive Games
8 consecutive games..... Andy Bruce (9 HRs)
..... (March 2-10, 1991) *Tied for NCAA record

GRAND SLAM HOME RUNS

Season
4, twice..... Tyler Greene, 2005
..... vs. Wake Forest (3-11), Wake Forest (3-13),
..... Maryland (4-3), Virginia Tech (5-15)
..... Brad Feltes, 2008
..... vs. Georgia State (3-25), Boston College (3-29),
..... Georgia Southern (4-16), Maryland (4-20)

RUNS BATTED IN

Game
9, three times..... Pete Geist vs. Ohio State, 3-21-1984
..... Andy Bruce vs. Georgia, 3-21-1994
..... Chase Burnett vs. Presbyterian, 5-3-2009

Season
102..... Jay Payton, 1994

Career
251..... Jason Varitek, 1994

TOTAL BASES

Game
18..... Chase Burnett vs. Presbyterian, 5-3-2009

Season
224..... Jay Payton, 1994

Career
610..... Jason Varitek, 1991-94

SLUGGING PERCENTAGE

Season
.930..... Tom Angley, 1926

Career
.763..... Tom Angley, 1925-27

STRIKEOUTS

Game
5, four times..... Tucker Barr vs. Clemson, 5-10-1996
..... Danny Payne vs. Rutgers, 2-26-2005
..... Steven Blackwood vs. USF, 5-6-2006
..... Stephen Reid vs. Virginia Tech, 3-13-2022

Season
80..... J.J. Thomas, 1997

Career
241..... Austin Wilhite, 2017-21

TOUGHEST TO STRIKEOUT

Season (50-99 AB)
1/15.50..... Johnny Menger, 1957

Season (100-199 AB)
1/51.50..... Gary Newsom, 1980

Season (200+ AB)
1/19.14..... Carlton Fleming, 1991

Career (200+ AB)
1/17.72..... Carlton Fleming, 1990-92

WALKS

Game
5, three times..... Gary Newsom vs. Wake Forest, 4-4-1981
..... David Ivester vs. Maryland, 4-14-1989
..... Tucker Barr vs. Kent, 3-22-1996

Season
76..... Jason Varitek, 1994

Career
221..... Darren Bragg, 1988-91

Season (Intentional Walks)
18..... Kyle McCann, 2019

Career (Intentional Walks)
34..... Mark Teixeira, 1999-01

STOLEN BASES

Game: 5, twice..... K.G. White vs. ETSU, 3-25-1987
..... Eric Patterson vs. Duke, 5-8-2004

Season
50..... Ty Griffin, 1986

Career
127..... Ty Griffin, 1986-88

Most in season without being caught
25..... Nomar Garciaparra, 1992

Most consecutive successful steals
35..... Nomar Garciaparra, 1992-94

SACRIFICE HITS

Season
14..... Ryan Ritter, 1993

Career
22..... Scott McIntyre, 1991-94

SACRIFICE FLIES

Season
11..... Jason Basil, 2000

Career
21..... Jason Basil, 1998-01
..... Matt Gonzalez, 2013-16

HIT BY PITCH

Season
25..... Tim Borden II, 2022

Career
55..... Matthew Boggs, 1998-2002

CAREER BATTING LEADERS

BATTING AVERAGE

(Min. 200 at-bats)	H-AB	Avg.	Years
1. Tom Angley	127-291	.4364	1925-27
2. Chandler Simpson	88-203	.4334	2022
3. Doug Wycoff	108-255	.4235	1924-26
4. Mark Teixeira	216-528	.4091	1999-01
5. Charlie Blackmon	99-250	.3960	2007-08
6. Scott Jordan	294-762	.3858	1982-85
7. Jason Varitek	351-914	.3840	1991-94
8. Richard Lewis	259-688	.3765	1999-01
9. Michael Guldborg	92-258	.3742	2018-20
10. Nomar Garciaparra	250-672	.3720	1992-94
11. Cam Bonifay	171-462	.3701	1971-74
12. Mike Fowler	175-474	.3692	1986-87
13. Riccardo Ingram	177-482	.3672	1985-87
14. Mark Fischer	271-741	.3657	1995-97
15. Jay Payton	287-785	.3656	1992-94
16. Matt Wieters	253-704	.3594	2005-07
17. Chris Morgan	143-402	.3557	1983-84
18. Heath Honeycutt	195-549	.3552	1996-98
19. Randy Carroll	80-226	.3540	1965-66
20. Doug Ibele	132-374	.3529	1976-79

SLUGGING PERCENTAGE

(Min. 200 at-bats)	TB-AB	Pct.	Years
1. Tom Angley	222-291	.763	1925-27
2. Mark Teixeira	376-528	.712	1999-01
3. Doug Wycoff	177-255	.694	1924-26
4. Tim Borden II	142-206	.689	2022
5. Mike Fowler	321-474	.677	1986-87
6. Bobby Reeves	167-250	.668	1924-26
7. Jason Varitek	610-914	.667	1991-94
8. J.J. Thomas	442-675	.655	1995-97
9. Tommy Thompson	299-460	.650	1978-81
10. Mark Fischer	480-741	.648	1995-97
11. Anthony Maisano	276-432	.639	1989-90
12. Chase Burnette	250-392	.638	2008-10
13. Kevin Parada	304-478	.636	2021-22
14. Andrew Jenkins	265-422	.628	2020-22
15. Jay Payton	490-785	.624	1992-94
16. Riccardo Ingram	302-489	.618	1985-87
17. Pete Geist	350-568	.616	1983-85
18. Jeff Distasio	285-464	.614	1983-86
19. Scott Jordan	468-762	.614	1982-85
20. Andy Bruce	506-830	.610	1988-91

TOUGHEST TO STRIKEOUT

(Min. 300 at-bats)	AB-K	AB/K	Years
1. Carlton Fleming	762-43	17.72	1990-92
2. Greg Woodward	441-25	17.64	1981-83
3. Gary Newsom	428-28	15.29	1980-82
4. Frank Turner	466-31	15.03	1973-76
5. Jay Payton	785-59	13.31	1992-94
6. Chris Morgan	402-32	12.56	1983-84
7. Jim Giuliani	356-30	11.87	1974-76
8. Nomar Garciaparra	672-62	10.84	1992-94
9. Bert Kizer	502-47	10.68	1974-77
10. Scott Byers	796-76	10.47	1993-96
11. Luke Waddell	643-62	10.37	2018-21
12. Wade Bailey	921-94	9.74	2015-18
13. Rick Lockwood	601-62	9.69	1980-83
14. Doug Ibele	374-39	9.59	1976-79
15. Keith Kerver	770-81	9.51	1984-87
16. David Boyd	344-37	9.30	1974-76
17. Mark Teixeira	528-58	9.10	1999-01
18. Mickey Langley	324-36	9.00	1975-78
19. Donnie Noggle	312-35	8.91	1965-67
20. Victor Menocal	979-111	8.82	1999-02

BASE HITS

1. Jason Varitek	351	1991-94
2. Victor Menocal	327	1999-02
3. Matt Gonzalez	302	2013-16
4. Scott Jordan	294	1982-85
5. Wade Bailey	290	2015-18
6. Jason Basil	289	1998-01
7. Jay Payton	287	1992-94
8. Steven Blackwood	283	2003-06
9. Tony Plagman	282	2007-10
10. Brandon Hensley	281	1992-95
11. Andy Bruce	278	1988-91
Bryan Prince	278	1998-01
13. K.G. White	273	1985-88
14. Mark Fischer	271	1995-97
15. Steve Newbern	267	1982-85
Scott Byers	267	1993-96
17. Carlton Fleming	264	1990-92
18. Matthew Boggs	260	1998-02
19. Richard Lewis	259	1999-01
20. Ty Griffin	255	1986-88
Luke Murton	255	2006-09

RUNS SCORED

1. Jason Varitek	261	1991-94
2. Scott Jordan	253	1982-85
3. Steve Newbern	242	1982-85
4. Darren Bragg	232	1988-91
5. K.G. White	222	1985-88
6. Ty Griffin	220	1986-88
Steven Blackwood	220	2003-06
Victor Menocal	220	1999-02
9. Tony Plagman	213	2007-10
Eric Patterson	205	2002-04
11. Danny Payne	201	2005-07
12. Matthew Boggs	198	1998-02
13. Carlton Fleming	196	1990-92
Wade Bailey	196	2015-18
15. J.J. Thomas	194	1995-97
Jason Basil	194	1998-01
17. Andy Bruce	193	1988-91
18. Jeff Rowland	188	2008-10
19. Adam Leggett	186	1995-97
20. Jay Payton	185	1992-94
Mark Fischer	185	1995-97

RUNS BATTED IN

1. Jason Varitek	251	1991-94
2. Andy Bruce	232	1988-91
3. Jason Basil	230	1998-01
4. Steven Blackwood	221	2003-06
5. Mark Fischer	220	1995-97
6. Tony Plagman	219	2007-10
7. Bryan Prince	216	1998-01
8. Luke Murton	201	2006-09
9. Matt Wieters	198	2005-07
10. Darren Bragg	194	1988-91
11. Jay Payton	193	1992-94
12. Brandon Hensley	184	1992-95
J.J. Thomas	184	1995-97
14. Derek Dietrich	181	2008-10
Scott Byers	181	1993-96
16. Matt Skole	179	2009-11
17. Scott Jordan	176	1982-85
18. Tristin English	175	2016-19
19. Walt McConnell	172	1983-85
20. K.G. White	171	1985-88
Jeremy Slayden	171	2002-05

HOME RUNS

1. Jason Varitek	57	1991-94
2. J.J. Thomas	56	1995-97
3. Tony Plagman	55	2007-10
4. Andy Bruce	52	1988-91
5. Kyle McCann	47	2017-19
Luke Murton	47	2006-09
Matt Skole	47	2009-11
8. K.G. White	46	1985-88
9. Billy Parham	42	1986-88
Mark Fischer	42	1995-97
11. Daniel Palka	41	2011-13
Derek Dietrich	41	2008-10
Tommy Thompson	41	1978-81
14. Jason Basil	40	1998-01
Jeremy Slayden	40	2002-05
16. Anthony Maisano	37	1989-90
17. Scott Jordan	36	1982-85
Jeff Distasio	36	1983-86
Darren Bragg	36	1988-91
Jay Payton	36	1992-94
Mark Teixeira	36	1999-01

CAREER BATTING LEADERS

DOUBLES

1.	Jason Varitek	82	1991-94
2.	Scott Byers	70	1993-96
3.	Jason Basil	66	1998-01
4.	Luke Murton	61	2006-09
5.	Steven Blackwood	60	2003-06
6.	Matt Gonzalez	59	2013-16
7.	Nomar Garciaparra	58	1992-94
8.	Tony Plagman	56	2007-10
9.	Andy Bruce	54	1988-91
	Brandon Hensley	54	1992-95
	Victor Menocal	54	1999-02
	Wes Hodges	54	2004-06
	Matt Wieters	54	2005-07
	Jay Payton	54	2011-14
15.	Bryan Prince	53	1998-01
16.	Darren Bragg	52	1988-91
	Brad Stockton	52	1998-01
18.	Jay Payton	51	1992-94
	Austin Wilhite	51	2017-21
20.	Daniel Palka	50	2011-13
	K.G. White	50	1985-88

TRIPLES

1.	Jay Payton	22	1992-94
2.	Kyle Wren	19	2011-13
	Mark Fischer	19	1995-97
4.	Steve Newbern	15	1982-85
5.	Brandon Thomas	14	2010-13
	Nomar Garciaparra	14	1992-94
7.	Cam Bonifay	13	1971-74
8.	Bobby Reeves	12	1924-26
	Duck McKee	12	1930-31
	Eric Patterson	12	2002-04
	Jeff Rowland	12	2008-10
12.	Randy Rhino	11	1971-74
	Michael Smith	11	1992-95
	Ryan Ritter	11	1993-95
15.	Randy Carroll	10	1965-66
	Pete Geist	10	1983-85
	Scott Jordan	10	1982-85
	Carl Sitler	10	1984-87
	Tom Green	10	1989-90
	Anthony Byrd	10	1990-92
	Michael Sorrow	10	1993-96

TOTAL BASES

1.	Jason Varitek	610	1991-94
2.	Tony Plagman	513	2007-10
3.	Andy Bruce	506	1988-91
4.	Jay Payton	490	1992-94
5.	Jason Basil	481	1998-01
6.	Mark Fischer	480	1995-97
7.	K.G. White	475	1985-88
8.	Scott Jordan	468	1982-85
9.	Luke Murton	465	2006-09
10.	J.J. Thomas	442	1995-97
11.	Scott Byers	438	1993-96
12.	Matt Gonzalez	427	2013-16
13.	Brandon Hensley	422	1992-95
14.	Darren Bragg	420	1988-91
15.	Victor Menocal	419	1999-02
16.	Matt Wieters	418	2005-07
17.	Matt Skole	415	2009-11
18.	Steven Blackwood	414	2003-06
19.	Derek Dietrich	412	2008-10
20.	Daniel Palka	411	2011-13

STOLEN BASES

1.	Ty Griffin	127	1986-88
2.	Eric Patterson	124	2002-04
3.	Scott Jordan	114	1982-85
4.	K.G. White	89	1985-88
5.	Steve Newbern	86	1982-85
6.	Carlton Fleming	68	1990-92
7.	Nomar Garciaparra	66	1992-94
	Tyler Greene	66	2003-05
9.	Danny Payne	64	2005-07
10.	Kyle Wren	60	2011-13
11.	Jeff Rowland	56	2008-10
	Anthony Byrd	56	1990-92
13.	Red Barron	54	1920-22
14.	Darren Bragg	51	1988-91
15.	Randy Rhino	46	1971-74
16.	Brandon Thomas	45	2010-13
17.	Michael Smith	44	1992-95
18.	Jay Payton	43	1992-94
19.	Matt Murton	42	2001-03
20.	Jamie Sims	41	1982-85
	Matthew Boggs	41	1998-02

AT BATS

1.	Victor Menocal	979	1999-02
2.	Matt Gonzalez	949	2013-16
3.	Wade Bailey	921	2015-18
4.	Jason Varitek	914	1991-94
	Mott Hyde	914	2011-14
6.	Brandon Hensley	881	1992-95
7.	Steven Blackwood	868	2003-06
8.	Tony Plagman	858	2007-10
9.	Austin Wilhite	833	2017-21
10.	Andy Bruce	830	1988-91
11.	Jason Basil	828	1998-01
12.	K.G. White	819	1985-88
13.	Luke Murton	814	2006-09
14.	Scott Byers	796	1993-96
15.	Kyle Wren	795	2011-13
16.	Bryan Prince	788	1998-01
17.	Jay Payton	785	1992-94
18.	Steve Newbern	782	1982-85
	Colin Hall	782	2018-22
20.	Matthew Boggs	772	1998-02
	Eric Patterson	772	2002-04

GAMES PLAYED

1.	Jason Varitek	253	1991-94
2.	Mott Hyde	252	2011-14
3.	Victor Menocal	243	1999-02
4.	Darren Bragg	242	1988-91
	Brandon Hensley	242	1992-95
	Steven Blackwood	242	2003-06
7.	Matt Gonzalez	239	2013-16
8.	Austin Wilhite	238	2017-21
9.	Tony Plagman	235	2007-10
10.	Jason Basil	230	1998-01
11.	Andy Bruce	228	1988-91
12.	Matthew Boggs	227	1998-02
13.	Luke Murton	225	2006-09
14.	K.G. White	224	1985-88
	Wade Bailey	224	2015-18
16.	Keith Kerver	221	1984-87
17.	Brad Stockton	220	1998-01
18.	Michael Sorrow	219	1993-96
19.	Scott Byers	217	1993-96
20.	Colin Hall	214	2018-22

SEASON BATTING LEADERS

GEORGIA TECH'S TRIPLE CROWN WINNERS

The following Georgia Tech players led their teams in batting average, home runs and RBI in one season.

Year	Player	HR	RBI	AVG
1958	Earl Moore	4	15	.287
1959	Roger Kaiser	4	32	.373
1960	George Inman	7	24	.360
1968	Ted Tomasovich	5	38	.381
1975	Frank Turner	2	30	.376
1991	Andy Bruce	*22	*96	.345
1992	Jason Varitek	11	52	*.406
1993	Jason Varitek	*22	72	.404
1994	Jay Payton	20	*102	*.434
1997	Mark Fischer	*24	98	.354
1999	Mark Teixeira	13	65	.387
2016	Matt Gonzalez	11	54	.378

* Denotes is/was school record



MOORE



KAISER



INMAN




TOMASOVICH




TURNER



BRUCE



VARITEK



PAYTON



FISCHER



TEIXEIRA



GONZALEZ

BATTING AVERAGE

(Min. 75 at-bats)	H-AB	Avg.	Year
1. Tom Angley	50-100	.500	1925
2. Bob Lusk	46-99	.465	1951
3. Doug Ibele	52-112	.464	1979
4. Doug Wycoff	43-98	.439	1926
5. Jay Payton	129-297	.434	1994
6. Chandler Simpson	88-203	.433	2022
7. Mark Teixeira	103-241	.4274	2000
8. Nomar Garciaparra	117-274	.4270	1994
9. Riccardo Ingram	101-237	.4262	1987
10. Jason Varitek	106-249	.4257	1994
11. Bobby McCauley	35-84	.417	1954
12. Scott Jordan	94-226	.416	1985
13. Larry Elliott	59-143	.413	1971
14. Tommy Thompson	52-127	.409	1979
15. Scott Jordan	84-206	.408	1984
16. Doug Wycoff	33-81	.407	1925
17. Jason Varitek	86-212	.406	1992
18. Cam Bonifay	55-136	.4044	1971
19. Bobby Reeves	44-109	.4037	1926
20. Jason Varitek	92-228	.4035	1993

SLUGGING PERCENTAGE

(Min. 75 at-bats)	TB-AB	Pct.	Year
1. Tom Angley	93-100	.930	1926
2. Bobby Reeves	97-109	.890	1926
3. Doug Wycoff	81-98	.827	1926
4. Tom Angley	68-83	.819	1925
5. Tommy Thompson	103-127	.811	1979
6. Jason Varitek	182-228	.798	1993
7. Nomar Garciaparra	213-274	.777	1994
8. Mark Teixeira	186-241	.772	2000
9. Riccardo Ingram	179-237	.755	1987
10. Jay Payton	224-297	.754	1994
11. Bobby McCauley	71-95	.747	1955
12. Jason Varitek	182-249	.731	1994
13. Mark Fischer	187-257	.728	1997
14. Anthony Maisano	154-214	.720	1990
15. Scott Jordan	147-206	.714	1984
16. Luke Murton	147-206	.714	2009
17. Andy Bruce	177-249	.711	1991
18. Tristin English	152-214	.710	2019
19. Kevin Parada	183-258	.709	2022
20. Tony Plagman	169-239	.707	2010

TOUGHEST TO STRIKEOUT

(Min. 75 at-bats)	AB-K	AB/K	Year
1. Gary Newsom	103-2	51.50	1980
2. Frank Turner	117-4	29.25	1975
3. Frank Turner	117-4	29.25	1976
4. Carlton Fleming	268-14	19.14	1991
5. Greg Woodward	133-7	19.00	1982
6. Doug Ibele	113-6	18.83	1977
7. Greg Woodward	145-8	18.13	1981
8. Carlton Fleming	249-14	17.79	1992
9. Jim Giuliani	123-7	17.57	1976
10. Nomar Garciaparra	274-16	17.13	1994
11. Carlton Fleming	245-15	16.33	1990
12. Greg Woodward	163-10	16.30	1983
13. Ken Bonifay, Sr.	127-8	15.88	1967
14. Johnny Menger	93-6	15.50	1957
15. Jay Payton	248-16	15.50	1992
16. Bert Kizer	123-8	15.38	1977
17. Jamie Sims	198-13	15.23	1984
18. Donnie Noggle	117-8	14.63	1967
19. Scott Byers	262-18	14.56	1996
20. Luke Waddell	230-16	14.38	2021

LONGEST HITTING STREAKS

(All streaks of 20 games or more)

30 games	Victor Menocal	2002
28 games	Carlton Fleming	1990
27 games	Jay Payton	1993
27 games	Richard Lewis	2000
24 games	Riccardo Ingram	1987
23 games	Scott Jordan	1984
23 games	Tyler Greene	2005
22 games	K.G. White	1987
22 games	Jay Payton	1994
22 games	Kel Johnson	2016
21 games	J.J. Thomas	1996
20 games	Ty Griffin	1987
20 games	Derik Goffena	2000
20 games	Kyle Wren	2013

CONSECUTIVE GAMES REACHING BASE

80 games	Danny Payne	2006-07
79 games	Scott Jordan	1984-85
65 games	Jason Varitek	1993-94
58 games	Mark Teixeira	2000-01
56 games	Richard Lewis	2000-01

SEASON BATTING LEADERS

BASE HITS

1.	Jay Payton	129	1994
2.	Nomar Garciaparra	117	1994
3.	Richard Lewis	109	2000
4.	Jason Varitek	106	1994
	Wes Hodges	106	2005
6.	Mark Fischer	104	1996
	Victor Menocal	104	2002
8.	Mark Teixeira	103	2000
9.	Victor Menocal	102	2001
10.	Riccardo Ingram	101	1987
11.	Keith Kerver	100	1986
	Richard Lewis	100	2001
	Tyler Greene	100	2005
14.	Mike Fowler	99	1987
	Bryan Prince	99	2000
	Charlie Blackmon	99	2008
17.	Kyle Wren	98	2013
	Ryan Ritter	98	1995
19.	Andy Bruce	97	1990
20.	Jason Basil	96	2000
	Andrew Jenkins	96	2022

RUNS SCORED

1.	Mark Teixeira	104	2000
2.	Riccardo Ingram	93	1987
3.	Nomar Garciaparra	92	1994
4.	Jason Varitek	87	1994
5.	Darren Bragg	86	1991
6.	Mike Fowler	84	1987
7.	Ty Griffin	81	1988
8.	Richard Lewis	79	2000
	Kevin Parada	79	2022
10.	Jason Varitek	78	1993
	Jay Payton	78	1994
12.	Scott Jordan	77	1985
	Richard Lewis	77	2001
	Jeff Kindel	77	2006
15.	Ryan Ritter	76	1995
	Eric Patterson	76	2004
	Tyler Greene	76	2005
18.	Scott Jordan	75	1984
	Mark Fischer	75	1997
	Adam Leggett	75	1997
	Jeff Rowland	75	2010

RUNS BATTED IN

1.	Jay Payton	102	1994
2.	Riccardo Ingram	99	1987
3.	Mark Fischer	98	1997
4.	Andy Bruce	96	1991
5.	Kevin Parada	88	2022
6.	Mike Fowler	87	1987
7.	Jason Varitek	86	1994
8.	Jason Basil	83	2000
9.	Jeff Distasio	82	1986
10.	Mark Teixeira	80	2000
11.	Andy Bruce	78	1990
	Tony Plagman	78	2010
13.	Bryan Prince	77	2000
14.	Chris Morgan	76	1984
15.	Billy Parham	73	1988
	Darren Bragg	73	1990
	Nomar Garciaparra	73	1994
	Tony Plagman	73	2009
	Jake Davies	73	2012
20.	Walt McConnell	72	1985
	Jason Varitek	72	1993
	Tyler Greene	72	2005

HOME RUNS

2.	Anthony Maisano	25	1990
3.	Mark Fischer	24	1997
4.	Kyle McCann	23	2019
5.	Andy Bruce	22	1991
	Jason Varitek	22	1993
	J.J. Thomas	22	1997
8.	J.J. Thomas	21	1996
	Tony Plagman	21	2010
10.	Billy Parham	20	1988
	Luke Murton	20	2009
	Jay Payton	20	1994
	Ryan Ritter	20	1995
	Matt Skole	20	2010
	Tim Borden II	20	2022
16.	Jeff Distasio	19	1986
17.	Mike Fowler	18	1987
	Billy Parham	18	1987
	K.G. White	18	1988
	Mark Teixeira	18	2000
	Jeremy Slayden	18	2002

DOUBLES

1.	Jay Payton	27	1994
2.	Nomar Garciaparra	26	1994
3.	Mike Fowler	25	1987
	Scott Byers	25	1995
	Jason Basil	25	2000
	Luke Murton	25	2008
7.	Jason Varitek	23	1994
	Mark Fischer	23	1996
	Jeff Kindel	23	2005
	Jacob Esch	23	2011
11.	Jim Giuliani	22	1976
	Jason Varitek	22	1992
	Brad Stockton	22	2000
	Steven Blackwood	22	2004
	Andrew Jenkins	22	2022
16.	Riccardo Ingram	21	1987
	Darren Bragg	21	1991
	Michael Wolff	21	1992
	Scott Prather	21	1998
	Jay Hood	21	1998
	Bryan Prince	21	2000
	Mark Teixeira	21	2000
	Matt Gonzalez	21	2014
	Tristin English	21	2016
	Wade Bailey	21	2017

TRIPLES

1.	Jay Payton	12	1993
	Nomar Garciaparra	11	1994
3.	Steve Newbern	9	1985
4.	Bobby Reeves	8	1926
	Randy Carroll	8	1965
	Ty Griffin	8	1988
	Daniel Spingola	8	2014
8.	Duck McKee	7	1930
	Donnie Noggle	7	1967
	Anthony Byrd	7	1991
	Mark Fischer	7	1995
	Mark Fischer	7	1997
	Jeff Rowland	7	2010
	Kyle Wren	7	2011
15.	Ted Tomasovich	6	1968
	Tom Green	6	1989
	Michael Smith	6	1992
	Jay Payton	6	1992
	Richard Lewis	6	2001
	Kyle Wren	6	2012
	Kyle Wren	6	2013

TOTAL BASES

1.	Jay Payton	224	1994
2.	Nomar Garciaparra	213	1994
3.	Mark Fischer	187	1997
4.	Mark Teixeira	186	2000
5.	Kevin Parada	183	2022
6.	Jason Varitek	182	1993
	Jason Varitek	182	1994
8.	Mike Fowler	180	1987
9.	Riccardo Ingram	179	1987
	Mark Fischer	179	1996
11.	Andy Bruce	178	1990
	Ryan Ritter	178	1995
13.	Andy Bruce	177	1991
14.	Andrew Jenkins	171	2022
15.	Jason Basil	170	2000
16.	Tony Plagman	169	2010
17.	Chase Burnette	167	2010
18.	Ty Griffin	164	1988
19.	Billy Parham	162	1988
20.	Jay Payton	161	1993

STOLEN BASES

1.	Ty Griffin	50	1986
2.	Eric Patterson	48	2004
3.	Eric Patterson	41	2002
4.	Scott Jordan	40	1985
5.	Ty Griffin	39	1987
6.	Ty Griffin	38	1988
7.	Scott Jordan	36	1983
8.	Anthony Byrd	35	1991
9.	Eric Patterson	35	2003
10.	K.G. White	34	1987
11.	Nomar Garciaparra	33	1994
12.	Scott Jordan	31	1984
	Tyler Greene	31	2005
14.	Steve Newbern	30	1984
15.	Kyle Wren	28	2013
	K.G. White	28	1988
17.	Chandler Simpson	27	2022
18.	Steve Newbern	26	1983
	K.G. White	26	1986
	Carlton Fleming	26	1991

AT BATS

1.	Jay Payton	297	1994
2.	Anthony Byrd	285	1991
3.	Victor Menocal	282	2002
4.	Victor Menocal	280	2000
5.	Nomar Garciaparra	274	1994
	Richard Lewis	274	2000
7.	Jeff Kindel	273	2006
8.	Keith Kerver	272	1986
9.	Brandon Hensley	270	1994
10.	Tyler Green	269	2005
11.	Carlton Fleming	268	1991
	Jay Hood	268	1996
	Victor Menocal	268	2001
14.	K.G. White	267	1986
	Andy Bruce	267	1990
	Adam Leggett	267	1997
	Wes Hodges	267	2005
18.	Richard Lewis	266	2001
19.	Billy Parham	264	1988
	Eric Patterson	264	2004

YEAR-BY-YEAR BATTING LEADERS

BATTING AVERAGE

1952	Lewis Andrews	.321
1953	Bill Cohen	.400
1954	Bobby McCauley	.417
1955	Lane Akers	.354
1956	Lane Akers	.321
1957	Johnny Menger	.398
1958	Earl Moore	.287
1959	Roger Kaiser	.373
1960	George Inman	.360
1961	Charlie Thompson	.361
1962	John Gher	.319
1963	Mickey Carmack	.328
1964	Pete Caldwell	.286
1965	Randy Carroll	.376
1966	Randy Carroll	.330
1967	Donnie Noggle	.316
1968	Ted Tomasovich	.381
1969	Lloyd Harris;	
	Brannon Bonifay	.333
1970	Danny Clark	.327
1971	Larry Elliott	.413
1972	Cam Bonifay	.370
1973	Randy Rhino	.366
1974	Jim Stevens	.377
1975	Frank Turner	.376
1976	Jim Giuliani	.366
1977	Bert Kizer	.366
1978	Tommy Thompson;	
	Doug Ibele	.350
1979	Doug Ibele	.464
1980	Doug Blemker	.333
1981	Rick Lockwood	.362
1982	Rick Lockwood	.367
1983	Scott Jordan	.368
1984	Scott Jordan	.408
1985	Scott Jordan	.416
1986	Keith Kerver	.368
1987	Riccardo Ingram	.426
1988	Ty Griffin	.345
1989	Andy Bruce	.335
1990	Darren Bragg	.397
1991	Andy Bruce	.345
1992	Jason Varitek	.406
1993	Jason Varitek	.404
1994	Jay Payton	.434
1995	Ryan Ritter	.383
1996	Mark Fischer	.400
1997	Mark Fischer	.354
1998	Heath Honeycutt	.368
1999	Mark Teixeira	.387
2000	Mark Teixeira	.427
2001	Matt Murton	.385
2002	Victor Menocal	.369
2003	Mike Nickeas	.333
2004	Steven Blackwood	.359
2005	Wes Hodges	.397
2006	Danny Payne	.356
2007	Danny Payne	.370
2008	Charlie Blackmon	.396
2009	Luke Murton;	
	Tony Plagman	.354
2010	Thomas Nichols	.376
2011	Matt Skole	.348
2012	Brandon Thomas	.360
2013	Zane Evans	.361
2014	Daniel Spingola	.319
2015	Ryan Peurifoy	.324
2016	Matt Gonzalez	.378
2017	Wade Bailey	.347
2018	Joey Bart	.359
2019	Michael Guldberg	.355
2020 [^]	Michael Guldberg	.450
2021	Kevin Parada	.318
2022	Chandler Simpson	.433

RUNS BATTED IN

1951	Bob Lusk	32
1952	Chappell Rhino	16
1953	Clyde Young	13
1954	Larry Morris	25
1955	Bobby McCauley	33
1956	Lane Akers;	
	Dick Gookin	18
1957	Earl Moore	30
1958	Earl Moore	15
1959	Roger Kaiser	32
1960	George Inman	24
1961	Billy Williamson	20
1962	John Gher	21
1963	Richard Conliff;	
	Bob Sheridan	16
1964	Jimmy Adams	10
1965	W.J. Blane	23
1966	W.J. Blane	22
1967	Donnie Noggle	29
1968	Ted Tomasovich	38
1969	Lloyd Harris;	
	Floyd Harris;	
	Phil Cardwell	21
1970	Derrell Parker;	
	Brannon Bonifay;	
	David Glover	14
1971	Cam Bonifay	35
1972	Ray Giuliani	27
1973	Cam Bonifay	19
1974	H.F. Reagin	40
1975	Frank Turner	30
1976	Jim Giuliani	30
1977	Mickey Langley	41
1978	Gary Hardie	38
1979	Tommy Thompson	51
1980	Tommy Thompson;	
	David Trapani	24
1981	Tommy Thompson	31
1982	Rick Lockwood	55
1983	Rick Lockwood	67
1984	Chris Morgan	76
1985	Walt McConnell	72
1986	Jeff Distasio	82
1987	Riccardo Ingram	99
1988	Billy Parham	73
1989	Anthony Maisano	59
1990	Andy Bruce	78
1991	Andy Bruce	96
1992	Jason Varitek	52
1993	Jason Varitek	72
1994	Jay Payton	*102
1995	Tucker Barr	70
1996	J.J. Thomas	68
1997	Mark Fischer	98
1998	Heath Honeycutt	71
1999	Mark Teixeira	65
2000	Jason Basil	83
2001	Jason Basil;	
	Richard Lewis	64
2002	Jeremy Slayden	66
2003	Matt Murton	56
2004	Steven Blackwood	66
2005	Tyler Greene	72
2006	Matt Wieters	71
2007	Matt Wieters	59
2008	Derek Dietrich	66
2009	Tony Plagman	73
2010	Tony Plagman	78
2011	Matt Skole	58
2012	Jake Davies	73
2013	Zane Evans;	
	Daniel Palka	66
2014	Matt Gonzalez	37
2015	A.J. Murray	51
2016	Matt Gonzalez;	
	Kel Johnson	54
2017	Joey Bart	43
2018	Tristin English	60
2019	Tristin English	71
2020 [^]	Baron Radcliff	17
2021	Justyn-Henry Malloy	43
2022	Kevin Parada	88

RUNS SCORED

1952	Vaughn Dyer	22
1953	Jimmy Rogers;	
	Chappell Rhino	13
1954	Bobby McCauley	26
1955	Lane Akers	33
1956	Johnny Menger	25
1957	Lane Akers	29
1958	Doug Veazey	19
1959	Doug Veazey	27
1960	George Inman	29
1961	Billy Williamson	20
1962	Doug Cook	19
1963	Mickey Carmack;	
	Richard Conliff	14
1964	Jimmy Adams	16
1965	Randy Carroll	24
1966	Randy Carroll	21
1967	W.J. Blane	23
1968	Phil Caldwell;	
	Floyd Harris;	
	Ronnie King	27
1969	Bobby Gibson	31
1970	Dennis Davis	17
1971	Brannon Bonifay	36
1972	Larry Elliott	36
1973	Dick Steed	19
1974	Cam Bonifay	42
1975	Frank Turner	34
1976	Bert Kizer	30
1977	Bert Kizer	37
1978	Doug Ibele	38
1979	Doug Ibele	41
1980	Tommy Thompson	23
1981	Todd Moore	36
1982	Gary Newsom	49
1983	Scott Jordan	68
1984	Scott Jordan	75
1985	Scott Jordan	77
1986	Frank Bolick	72
1987	Riccardo Ingram	93
1988	Ty Griffin	81
1989	Darren Bragg	74
1990	Carlton Fleming	67
1991	Darren Bragg	86
1992	Carlton Fleming	67
1993	Jason Varitek	78
1994	Nomar Garciaparra	92
1995	Ryan Ritter	76
1996	J.J. Thomas	67
1997	Mark Fischer;	
	Adam Leggett	75
1998	Heath Honeycutt	70
1999	Mark Teixeira	61
2000	Mark Teixeira	*103
2001	Richard Lewis	77
2002	Jeremy Slayden	74
2003	Matt Murton	64
2004	Eric Patterson	76
2005	Tyler Greene	76
2006	Jeff Kindel	77
2007	Danny Payne	68
2008	Charlie Blackmon	68
2009	Jeff Rowland	66
2010	Jeff Rowland	75
2011	Kyle Wren	57
2012	Brandon Thomas	57
2013	Daniel Palka	55
2014	Daniel Spingola	45
2015	A.J. Murray	49
2016	Connor Justus	62
2017	Wade Bailey	63
2018	Joey Bart	55
2019	Michael Guldberg	61
2020 [^]	Michael Guldberg	15
2021	Justyn-Henry Malloy	53
2022	Kevin Parada	79

BASE HITS

1952	Vaughn Dyer	23
1953	Jimmy Rogers	23
1954	Bobby McCauley	35
1955	Lane Akers	35
1956	Lane Akers;	
	Johnny Menger	26
1957	Lane Akers;	
	Bobby Dover	38
1958	Earl Moore	25
1959	Roger Kaiser	41
1960	Bobby Dews	35
1961	Roger Kaiser	29
1962	John Gher	29
1963	Richard Conliff	26
1964	Jimmy Adams	24
1965	Randy Carroll	44
1966	Randy Carroll	36
1967	Donnie Noggle	37
1968	Ted Tomasovich	43
1969	Bobby Gibson	36
1970	Larry Elliott	26
1971	Larry Elliott	59
1972	Larry Elliott	42
1973	Randy Rhino	37
1974	Randy Brown	49
1975	Frank Turner	44
1976	Jim Giuliani;	
	Bert Kizer	45
1977	Bert Kizer	45
1978	Tommy Thompson;	
	Doug Ibele	41
1979	Tommy Thompson;	
	Doug Ibele	52
1980	Gary Newsom	31
1981	Rick Lockwood	51
1982	Rick Lockwood	66
1983	Scott Jordan	74
1984	Scott Jordan	84
1985	Scott Jordan	94
1986	Keith Kerver	100
1987	Riccardo Ingram	101
1988	Ty Griffin	90
1989	Andy Bruce	86
1990	Andy Bruce	97
1991	Carlton Fleming	92
1992	Carlton Fleming	89
1993	Jason Varitek	92
1994	Jay Payton	*129
1995	Ryan Ritter	98
1996	Mark Fischer	104
1997	Mark Fischer/	
	Adam Leggett	91
1998	Heath Honeycutt	95
1999	Mark Teixeira	87
2000	Richard Lewis	109
2001	Victor Menocal	102
2002	Victor Menocal	104
2003	Matt Murton	74
2004	Steven Blackwood	92
2005	Wes Hodges	106
2006	Jeff Kindel;	
	Matt Wieters	92
2007	Danny Payne	81
2008	Charlie Blackmon	99
2009	Tony Plagman	87
2010	Chase Burnette	85
2011	Kyle Wren	90
2012	Sam Dove	86
2013	Kyle Wren	98
2014	Daniel Spingola	82
2015	Matt Gonzalez	63
2016	Matt Gonzalez	93
2017	Wade Bailey	82
2018	Joey Bart	79
2019	Michael Guldberg	78
2020 [^]	Michael Guldberg	27
2021	Luke Waddell	71
2022	Andrew Jenkins	96

AT BATS

1951	Chappell Rhino	104
1952	Charlie Brannon	85
1953	Chappell Rhino	86
1954	Lane Akers	89
1955	Lane Akers	99
1956	Johnny Menger	98
1957	Bobby Dover	115
1958	Doug Veazey	90
1959	Jerry Meyer	116
1960	Bobby Dews	116
1961	Roger Kaiser	95
1962	Billy Williamson	93
1963	Billy Williamson	104
1964	Jimmy Adams	94
1965	Randy Carroll	117
1966	Randy Carroll	109
1967	Ken Bonifay;	
	Roy Jarrett	127
1968	Floyd Harris	136
1969	Floyd Harris	118
1970	Larry Elliott	96
1971	Dick Steed	151
1972	Dick Steed	129
1973	Randy Brown	104
1974	Randy Brown	148
1975	Frank Turner	117
1976	Bert Kizer	139
1977	Steve Davison	135
1978	Steve Davison	118
1979	Steve Davison	132
1980	Gary Newsom	103
1981	Todd Moore	165
1982	Gary Newsom	185
1983	Scott Jordan;	
	Rick Lockwood	201
1984	Pete Geist	225
1985	Carl Sittler	240
1986	Keith Kerver	272
1987	Mike Fowler	259
1988	Billy Parham	264
1989	Andy Bruce	257
1990	Andy Bruce	267
1991	Anthony Byrd	285
1992	Carlton Fleming	249
1993	Jay Payton	240
1994	Jay Payton	*297
1995	Ryan Ritter	256
1996	Jay Hood	268
1997	Adam Leggett	267
1998	Heath Honeycutt	258
1999	Mark Teixeira	225
2000	Victor Menocal	280
2001	Victor Menocal	268
2002	Victor Menocal	282
2003	Eric Patterson	248
2004	Eric Patterson	264
2005	Tyler Greene	269
2006	Jeff Kindel	273
2007	Danny Payne	219
2008	Charlie Blackmon	250
2009	Jeff Rowland	247
2010	Chase Burnette	250
2011	Kyle Wren	265
2012	Kyle Wren	258
2013	Kyle Wren	272
2014	Daniel Spingola	257
2015	Matt Gonzalez	221
2016	Wade Bailey	255
2017	Wade Bailey	236
2018	Wade Bailey	230
2019	Colin Hall	241
2020 [^]	Michael Guldberg	60
2021	Kevin Parada	220
2022	Kevin Parada	258

YEAR-BY-YEAR BATTING LEADERS

STOLEN BASES

1953	Bob Hudson;	
	Larry Morris;	
	Bobby McCauley	2
1954	Bobby McCauley	8
1955	Larry Morris	9
1956	Johnny Menger;	
	Tippy Vann	4
1957	Bobby Dover	9
1958	Four Players	1
1959	Jerry Meyer;	
	Mike Thomas	5
1960	Bobby Dews	8
1961	Billy Williamson;	
	Roger Kaiser	4
1962	John Gher	9
1963	Bob Sheridan	3
1964	Jimmy Adams	7
1965	Jimmy Adams	9
1966	Roy Jarrett;	
	Ken Bonifay	4
1967	Glenn Rea	9
1968-72	(Not Available)	
1973	Randy Rhino	19
1974	Randy Rhino	23
1975	Randy Rhino	12
1976	Steve Davison	5
1977	Steve Davison	7
1978	Steve Davison	7
1979	Steve Davison	6
1980	Larry Maurer	13
1981	Larry Maurer;	
	Gary Newsom	11
1982	Gary Newsom	16
1983	Scott Jordan	36
1984	Scott Jordan	31
1985	Scott Jordan	40
1986	Ty Griffin	*50
1987	Ty Griffin	39
1988	Ty Griffin	38
1989	Tom Green	21
1990	Carlton Fleming	18
1991	Anthony Byrd	35
1992	Nomar Garciaparra	25
1993	Michael Smith	24
1994	Nomar Garciaparra	33
1995	Ryan Ritter	6
1996	Adam Leggett	15
1997	Adam Leggett	18
1998	Heath Honeycutt	13
1999	Matthew Boggs	14
2000	Mark Teixeira	13
2001	Richard Lewis	11
2002	Eric Patterson	41
2003	Eric Patterson	35
2004	Eric Patterson	48
2005	Tyler Greene	31
2006	Danny Payne	20
2007	Danny Payne	20
2008	Charlie Blackmon	25
2009	Jeff Rowland	21
2010	Jeff Rowland	13
2011	Brandon Thomas	19
2012	Brandon Thomas	16
2013	Kyle Wren	28
2014	Daniel Spingola	15
2015	Thomas Smith;	
	Matt Gonzalez	10
2016	Matt Gonzalez	10
2017	Trevor Craport	8
2018	Wade Bailey	9
2019	Jackson Webb	13
2020^	Michael Guldberg	3
	Jackson Webb	3
2021	Tres Gonzalez	5
	Jake Deleo	5
	Austin Wilhite	5
2022	Chandler Simpson	27

DOUBLES

1951	Bob Lusk	9
1952	Leon Hardeman	5
1953	Bill Cohen;	
	Chappell Rhino	3
1954	Larry Morris	6
1955	Johnny Menger	7
1956	Dick Gookin	4
1957	Bobby Dover	7
1958	Jack Robertson;	
	Bud Blemker	4
1959	Jerry Meyer	7
1960	Jerry Meyer	5
1961	Roger Kaiser	5
1962	John Gher;	
	Ben Ferguson	5
1963	Mickey Carmack	4
1964	Pete Caldwell;	
	Dick Emerson	3
1965	Randy Carroll	7
1966	W.J. Blane	9
1967	Donnie Noggle	7
1968	Ted Tomasovich	9
1969	Lloyd Harris;	
	Bobby Gibson;	
	Floyd Harris	6
1970	Dennis Davis	4
1971	Larry Elliott	12
1972	Dick Steed	11
1973	Jack Helinger	9
1974	Bert Kizer	12
1975	Frank Turner;	
	Jim Giuliani	9
1976	Jim Giuliani	22
1977	Bert Kizer	10
1978	Gary Hardie	9
1979	Mike Macon	9
1980	Ray Cooney	8
1981	Todd Moore	10
1982	Rick Lockwood	12
1983	Rick Lockwood	19
1984	Scott Jordan	17
1985	Pete Geist	19
1986	Mike Fowler	18
1987	Mike Fowler	25
1988	Pat McGuire	17
1989	Andy Bruce;	
	Marty Durkin;	
	Anthony Maisano	14
1990	Andy Bruce	20
1991	Darren Bragg	21
1992	Jason Varitek	22
1993	Jason Varitek	20
1994	Jay Payton	*27
1995	Scott Byers	25
1996	Mark Fischer	23
1997	Adam Leggett	17
1998	Scott Prather;	
	Jay Hood	21
1999	Mark Teixeira;	
	Jason Basil	18
2000	Jason Basil	25
2001	Victor Menocal	18
2002	Victor Menocal	20
2003	Jeremy Slayden	18
2004	Steven Blackwood	22
2005	Jeff Kindel	23
2006	Matt Wieters;	
	Wes Hodges	20
2007	Danny Payne	20
2008	Luke Murton	25
2009	Tony Plagman	18
2010	Chase Burnette	19
2011	Jacob Esch	23
2012	Daniel Palka	19
2013	Mott Hyde	18
2014	Matt Gonzalez	21
2015	A.J. Murray	16
2016	Tristin English	21
2017	Wade Bailey	21
2018	Tristin English	17
2019	Tristin English	20
2020^	Michael Guldberg	5
	Jackson Webb	5
	Colin Hall	5
2021	Kevin Parada	20
2022	Andrew Jenkins	22

TRIPLES

1951	Dick Harvin	4
1952	Vaughn Dyer	4
1953	Jimmy Rogers;	
	Chappell Rhino	3
1954	Charlie Brannon	3
1955	Bill Cohen;	
	Bobby Dover;	
	Johnny Menger	2
1956	Lane Akers	4
1957	Lane Akers;	
	Ted Thomas	3
1958	Joe Chambers	1
1959	Roger Kaiser;	
	Mike Thomas	4
1960	Bob Sheridan	5
1961	Billy Williamson	4
1962	John Gher	5
1963	Jimmy Adams;	
	Richard Conliff;	
	Bob Sheridan	2
1964	Jimmy Adams	3
1965	Randy Carroll	8
1966	Pete Caldwell	3
1967	Donnie Noggle	7
1968	Ted Tomasovich	6
1969	Lloyd Harris	4
1970	Derrell Parker	3
1971	Brannon Bonifay	5
1972	Ray Giuliani	5
1973	Randy Rhino;	
	Cam Bonifay	4
1974	Randy Brown	4
1975	Randy Rhino	4
1976	Glen Mize	2
1977	Mickey Langley;	
	Steve Davison	3
1978	Doug Ibele	4
1979	Rich Robbins	3
1980	Ray Cooney	4
1981	Rick Lockwood;	
	Todd Moore	3
1982	Gary Newsom	4
1983	Scott Jordan	5
1984	Pete Geist/Carl Sitter	4
1985	Steve Newbern	9
1986	Frank Bolick	4

1987	Riccardo Ingram;	
	Carl Sitter;	
	K.G. White	3
1988	Ty Griffin	8
1989	Tom Green	6
1990	Andy Bruce	5
1991	Anthony Byrd	7
1992	Michael Smith;	
	Jay Payton	6
1993	Jay Payton	*12
1994	Nomar Garciaparra	11
1995	Mark Fischer	7
1996	Mark Fischer	5
1997	Mark Fischer	7
1998	Derik Goffena	3
1999	Eric McQueen	1
2000	Mark Teixeira;	
	Brad Stockton	4
2001	Richard Lewis	6
2002	Tyler Parker	4
2003	Jeremy Slayden;	
	Eric Patterson	4
2004	Eric Patterson	5
2005	Tyler Greene	3
2006	Danny Payne;	
	Whit Robbins;	
	Jeff Kindel;	
	Michael Fisher	1
2007	Danny Payne;	
	Luke Murton	3
2008	Charlie Blackmon	3
2009	Derek Dietrich;	
	Jeff Rowland	4
2010	Jeff Rowland	7
2011	Kyle Wren	7
2012	Kyle Wren	6
2013	Kyle Wren	6
2014	Daniel Spingola	8
2015	Keenan Innis;	
	Brandon Gold	2
2016	Connor Justus	3
2017	Wade Bailey	3
2018	Chase Murray	3
2019	Luke Waddell	3
2020^	Baron Radcliff	2
2021	Colin Hall	2
	Kevin Parada	2
2022	Colin Hall	5

HOME RUNS

1951	Dick Harvin	4
1952	Vaughn Dyer;	
	Charlie Brannon	2
1953	Bobby McCauley	2
1954	Larry Morris	5
1955	Bobby McCauley	11
1956	Lane Akers;	
	Bobby Dover	3
1957	Earl Moore	5
1958	Earl Moore	4
1959	Roger Kaiser;	
	George Inman	4
1960	George Inman	7
1961	Billy Williamson	2
1962	Mickey Carmack	4
1963	Ron Scharf;	
	Richard Conliff	3
1964	Jimmy Adams	5
1965	Randy Carroll	4
1966	Ken Bonifay	4
1967	Ronnie King	5
1968	Ted Tomasovich;	
	Ronnie King;	
	Phil Cardwell	5
1969	Jim Hargrave	5
1970	Derrell Parker	2
1971	Brannon Bonifay	3
1972	Ray Giuliani;	
	Dick Steed	3
1973	Jack Helinger	5
1974	Jim Stevens	7
1975	Four players	2
1976	Donnie Keener	6
1977	Bert Kizer	8
1978	Tommy Thompson	10
1979	Tommy Thompson	14
1980	Gary Newsom	8
1981	Tommy Thompson	11
1982	Gary Newsom	11
1983	Rick Lockwood	12
1984	Pete Geist	16
1985	Jeff Distasio	13
1986	Jeff Distasio	19
1987	Mike Fowler;	
	Billy Parham	18
1988	Billy Parham	20
1989	Anthony Maisano	12
1990	Anthony Maisano	25
1991	Andy Bruce	22
1992	Jason Varitek	11
1993	Jason Varitek	22
1994	Jay Payton	20
1995	Ryan Ritter	20
1996	J.J. Thomas	21
1997	Mark Fischer	24
1998	Eric McQueen	15
1999	Mark Teixeira	13
2000	Mark Teixeira	18
2001	Jason Basil;	
	Jason Perry	14
2002	Jeremy Slayden	18
2003	Micah Owings	15
2004	Micah Owings	15
2005	Jeremy Slayden	13
2006	Matt Wieters	15
2007	Matt Wieters	10
2008	Tony Plagman	16
2009	Luke Murton	20
2010	Tony Plagman	21
2011	Daniel Palka	12
2012	Jake Davies	14
2013	Daniel Palka	17
2014	Mott Hyde;	
	A.J. Murray	4
2015	A.J. Murray	15
2016	Matt Gonzalez;	
	Kel Johnson	11
2017	Joey Bart	13
2018	Joey Bart	16
2019	Kyle McCann	23
2020^	Stephen Reid	5
2021	Drew Compton	13
2022	Kevin Parada	*26



JAY PAYTON led the Jackets in triples in both 1992 & 1993.

^16 game season due to Covid-19
Boldface led ACC

TEAM PITCHING RECORDS

INNING PITCHED

Season
619.1 innings 1986

COMPLETE GAMES

Season (most)
18 1991

Season (fewest):
0, five times 2006, 2009, 2014, 2015, 2016

SHUTOUTS

Season (most)
8, three times 1906, 1971, 1997

Most Consecutive
3 1971
3-7 vs. Georgia State, 6-0
3-7 vs. Georgia State, 6-0
3-10 vs. Georgia, 7-0

Most Consecutive Shutout Innings
27 1972
Milligan, 3-28-1972, through Hillsdale, 4-3-1972

Most Consecutive Games Without a Shutout
112 1978-1981
Stetson, 4-1-1978 through Georgia, 5-7-1981

SAVES

Season (most)
18, twice 2006, 2014

Season (fewest)
3, three times 1974, 1975, 1981

EARNED RUN AVERAGE

Season (lowest)
2.60 1973

Season (highest)
8.44 1953

RELIEF APPEARANCES

Season (most)
229 2022

Season (fewest)
21 1967

RUNS ALLOWED

Inning
18 vs. LSU (7th inning), 5-26-1996

Game
29 vs. LSU, 5-26-1996

Season (most)
447 2022

Season (fewest)
85 1970

EARNED RUNS ALLOWED

Inning
18 vs. LSU (7th inning), 5-26-1996

Game
29 vs. LSU, 5-26-1996

Season (most)
388 2022

Season (fewest)
70 1973

HITS ALLOWED

Inning
13 vs. LSU (7th inning), 5-26-1996

Game
28 vs. Wake Forest, 3-19-2022

Season (most)
660 2006

Season (fewest)
183 1970

HITS PER 9 INNINGS

Season (highest)
11.58 1980
304/236.1 innings

Season (lowest)
7.36 1971
258/315.2 innings

STRIKEOUTS

Game (10 inn.)
20 vs. Vanderbilt, 4-23-2010

Game (9 inn.)
19, twice vs. Earlham, 3-21-1975
vs. Augusta, 4-23-1989

Season (most)
618 1998

Season (fewest)
87 1954

STRIKEOUTS PER 9 INNINGS

Season (highest)
10.00 1998
618/556 innings

Season (lowest)
3.30 1978
95/259.1 innings

HOME RUNS ALLOWED

Game:
7 vs. North Carolina, 4-3-1994

Season (most)
89 2022

Season (fewest)
4 1970

WALKS

Game
15 vs. Armstrong State, 2-26-1986

Season (most)
416 1986

Season (fewest)
82 1964

WALKS PER 9 INNINGS

Season (highest)
8.03 1961
176/197.1 innings

Season (lowest)
2.54 2002
171/606.2 innings

STRIKEOUT-TO-WALK RATIO

Season (best)
2.90-1 2002
496 strikeouts/171 walks

Season (worst)
0.62-1 1961
109 strikeouts/176 walks

WILD PITCHES

Season (most)
81 1991

HIT BATSMEN

Season (most)
78 2022

INDIVIDUAL PITCHING RECORDS

RELIEF APPEARANCES

Season
45..... Jim Poole, 1988

Career
119, twice..... Jim Poole, 1985-88
..... Chris Myers, 1991-94

INNINGS PITCHED

Game
14..... Henry Collier vs. Georgia, 5-21-1910

Season
143.0..... Brad Rigby, 1994

Career
472.0..... Doug Creek, 1988-91

STRIKEOUTS

Inning
4, three times..... Ed LaFitte (1st) vs. Georgia, 5-19-1906
..... Brad Rigby (7th) vs. Ga. Southern, 5-8-1994
..... Kyle Bakker (1st) vs. Coastal Carolina, 2-22-2002

Game (9 inn.)
19..... Jerry Bass vs. Earlham, 3-21-1975

Game (10 inn.)
19..... Ed LaFitte vs. Mercer, 4-13-1907

Game (11 inn.)
20..... Doc Wilson vs. Vanderbilt, 4-23-1910

EARNED RUN AVERAGE

Season (min. 50 IP)
1.07..... Mike Sorrow, 1971

Career (min. 100 IP)
1.97..... Mike Schisler, 1970-73

EARNED RUNS ALLOWED

Season (fewest - min. 50 IP)
7, twice..... Jerry Owen, 1967
..... Mike Schisler, 1970

Career (fewest - min. 100 IP)
33..... Joe Chambers, 1960-61

RUNS ALLOWED

Season (fewest - min. 50 IP)
8, twice..... Mike Schisler, 1970
..... Sam Clay, 2014

Career (fewest - min. 100 IP)
48..... Larry Livingston, 1970-73

HITS ALLOWED

Season (fewest - min. 50 IP)
27..... Butch Crook, 1966

Career (fewest - min. 100 IP)
54..... Ted Tomasovich, 1966-68

WALKS ALLOWED

Season (fewest - min. 50 IP)
10..... Mike Schisler, 1970

Career (fewest - min. 100 IP)
20..... Joe Chambers, 1960-62

HIT BATSMEN

Game (most)
5..... Eddie Burns vs. USF, 5-6-07

Season (most)
23..... Eddie Burns, 2008

Career (most)
38..... Eddie Burns, 2005-08

WILD PITCHES

Game (most)
4, three times..... John Davis vs. Clemson, 4-13-1988
..... Marc Pisciotta vs. Duke, 4-14-1990
..... Cole Pitts vs. Indiana State, 2-28-2015

Season (most)
21..... Brad Rigby, 1994

Career (most)
55..... Doug Creek, 1988-91

NO HITTERS

NO-HITTERS BY TECH PITCHERS

Pitcher	Opponent	Date	Score	IP	H	R	ER	BB	SO	Comment
Jimmy Robinson	Jacksonville	3-23-1965	W, 8-1	9	0	1	1	1	9	Walk, HBP, WP aided in Jacksonville run
Jerry Bass	Earlham	3-21-1975	W, 41-0	9	0	0	0	3	19	Single-game K mark, NCAA record for win margin
Stu Rogers	Ball State	3-1-1983	W, 12-0	7	0	0	0	3	8	Capped three-game sweep
Roger Roddy	E. Tenn. St.	3-24-1987	W, 15-0	7	0	0	0	0	8	Three Tech errors, game called by rain

NO-HITTERS BY OPPOSING PITCHERS

Spencer Love	Vanderbilt	4-25-1907	L, 0-6	9	0	0	0	2	10	None of the 4 GT runners advanced past first base
Tom Philpot	Georgia	5-10-1919	L, 0-8	9	0	0	0	1	6	Only three base runners (HBP, walk, error)
Don Woeltjen	Georgia	5-3-1963	L, 0-5	9	0	0	0	0	11	Only perfect game ever pitched against Tech
Nelson Gibson/Charles Watson	Clemson	5-6-1967	L, 0-3	9	0	0	0	-	-	Tigers committed three errors

CAREER PITCHING LEADERS

WINNING PERCENTAGE

(Min. 10 wins)	Record	Pct.	Years
1. Ed LaFitte	.18-3	.900	1906-07
2. Scott Erwin	.25-3	.893	1986-89
3. Mike Schisler	.22-3	.880	1970-73
4. L.J. Yankosky	.25-4	.862	1994-98
5. Al Gogolin	.23-4	.852	1992-94
6. John Horn	.11-2	.846	1983-85
7. Bud Moore	.15-3	.833	1966-68
Phillip Perry	.10-2	.833	2000-04
Jared Hyatt	.15-3	.833	2004-07
Andrew Robinson	.10-2	.833	2007-10
11. Brad Rigby	.35-8	.814	1992-94
12. Andrew Kown	.13-3	.813	2002-04
13. Kyle Bakker	.25-6	.806	2001-03
14. Deck McGuire	.28-7	.800	2008-10
Mark Pope	.24-6	.800	2009-11
16. Kris Wilson	.25-7	.781	1995-97
17. Chris Goodman	.17-5	.773	2002-03
18. Blake Wood	.22-7	.759	2004-06
19. Craig Day	.24-8	.750	1903-06
Micah Owings	.18-6	.750	2003-04
Lee Hyde	.18-6	.750	2004-06

EARNED RUN AVERAGE

(Min. 100 innings)	ER/IP	ERA	Years
1. Mike Schisler	54/246.2	1.97	1970-73
2. Gary Steele	41/163.1	2.26	1968-70
3. Bud Blemker	60/233.2	2.31	1957-59
4. Mike Sorrow	66/247.1	2.40	1969-72
5. Bud Moore	48/172.1	2.51	1966-68
6. Brett Binkley	55/176.0	2.81	1991-93
7. Brandon Gold	60/191.0	2.83	2014-16
8. Bill Pridgen	43/136.1	2.84	1971-72
9. Jeff Payne	41/124.0	2.98	1965-67
10. Jim Robinson	62/186.1	2.99	1964-66
11. Mark Pope	73/219.1	3.00	2009-11
12. Brad Rigby	114/339.1	3.02	1992-94
13. Phil Hudson	60/175.0	3.09	1967-70
14. Al Gogolin	89/258.0	3.10	1992-94
15. Buck Farmer	132/380.1	3.12	2010-13
16. Jim Poole	68/188.0	3.26	1985-88
17. Deck McGuire	106/291	3.28	2008-10
18. Ed Chambless	60/163.1	3.31	1958-60
19. Matthew Gorst	39/104.0	3.38	2014-16
20. Jerry Owen	68/180.1	3.39	1967-70

STRIKEOUTS PER 9 INNINGS

(Min. 100 innings)	K/IP	K/9	Years
1. Jim Poole	263/188.0	12.59	1985-88
2. Ed LaFitte	242/189.1	11.50	1906-07
3. Scott Prather	197/162.1	10.92	1996-98
4. Brad Rigby	397/339.1	10.53	1992-94
5. Jed Bradley	254/234.0	10.43	2009-11
6. Jason Neighborgall	115/101.0	10.25	2003-05
7. Bud Blemker	257/233.2	9.90	1957-59
8. Brad Rulon	160/146.2	9.82	2005-08
9. Chuck Crowder	377/346.2	9.79	1997-99
10. Cory Vance	328/302.2	9.75	1998-00
11. Brett Binkley	190/176.0	9.72	1991-93
12. Deck McGuire	306/291.0	9.46	2008-10
Brant Hurter	197/187.1	9.46	2018-21
14. Jared Hyatt	150/144.0	9.37	2004-07
Marc Pisciotta	275/264.0	9.37	1989-91
16. Buck Farmer	387/380.1	9.16	2010-13
17. Mike Sorrow	248/247.1	9.02	1969-72
18. Andy Archer	141/142.0	8.94	2017-21
19. Matthew Gorst	103/104.0	8.91	2014-16
20. Keith Fleming	266/269.2	8.88	1983-86

WALKS PER 9 INNINGS

(Min. 100 innings)	BB/IP	BB/9	Years
1. Connor Thomas	38/220.1	1.55	2017-19
2. Chris Goodman	36/168.1	1.92	2002-03
3. Mark Pope	53/219.1	2.17	2009-11
4. Kyle Bakker	69/273.0	2.27	2001-03
5. Brian Burks	75/289.1	2.33	2001-04
6. Kris Wilson	89/328.2	2.43	1995-97
7. Bill Pridgen	37/136.1	2.44	1971-72
8. Eddie Burns	44/153.1	2.58	2005-08
9. Brandon Gold	56/191.0	2.64	2014-16
10. Chris Myers	73/246.1	2.67	1991-94
11. Brant Hurter	56/187.1	2.69	2018-21
12. Andrew Kown	50/166.0	2.71	2002-04
13. Jim Robinson	57/186.2	2.75	1964-66
14. Mike Schisler	76/246.2	2.77	1970-73
15. Jed Bradley	73/234.0	2.81	2009-11
16. Blake Wood	79/252.0	2.82	2004-06
17. Micah Owings	64/201.1	2.86	2003-04
18. Buck Farmer	121/380.1	2.87	2010-13
19. David Duncan	87/272.1	2.88	2006-08
20. Jeff Payne	40/124.0	2.90	1965-67

APPEARANCES

1. Chris Myers	125	1991-94
2. Jim Poole	120	1985-88
3. Brad Rulon	117	2005-08
4. Jeff Watchko	115	2000-03
5. Keith Fleming	111	1983-86
6. Jase Wrigley	103	1995-98
7. Andrew Robinson	98	2007-10
Brian Burks	93	2001-04
9. Dusty Isaacs	89	2011-14
Zac Ryan	89	2014-17
11. Brett Binkley	82	1991-93
Jared Hyatt	82	2004-07
13. Jared Dato	77	2015-18
14. Micah Carpenter	76	2016-19
Aaron Walker	76	2001-04
16. Joe Wise	74	1987-90
Doug Creek	74	1988-91
Cole Pitts	74	2012-16
19. George Shirilla	73	1981-85
20. Chuck Crowder	73	1996-99

VICTORIES

1. Doug Creek	41	1988-91
2. Brad Rigby	35	1992-94
3. Buck Farmer	33	2010-13
Chuck Crowder	33	1996-99
5. Kevin Brown	28	1984-86
David Elder	28	1995-97
Cory Vance	28	1998-00
Deck McGuire	28	2008-10
9. Brian Burks	27	2001-04
10. Roger Kinard	26	1984-87
11. Marc Pisciotta	25	1989-91
Scott Erwin	25	1986-89
Kris Wilson	25	1995-97
L.J. Yankosky	25	1994-98
Kyle Bakker	25	2001-03
16. Craig Day	24	1903-06
Mark Pope	24	2009-11
18. Todd Shiver	23	1984-87
Al Gogolin	23	1992-94
Brian Burks	23	2002-04

CAREER PITCHING LEADERS

INNINGS PITCHED


1. Doug Creek	472.0	1988-91
2. Buck Farmer	380.1	2010-13
3. Chuck Crowder	346.2	1996-99
4. Brad Rigby	339.2	1992-94
5. Kevin Brown	329.0	1984-86
6. Kris Wilson	328.2	1995-97
7. Roger Kinard	323.0	1984-87
8. Jerry Bass	310.0	1974-77
9. Cory Vance	302.2	1998-00
10. Stu Rogers	299.1	1981-84
11. David Elder	292.0	1995-97
12. Deck McGuire	291.0	2008-10
13. Brent Colson	290.2	1990-92
14. Brian Burks	289.1	2001-04
15. John Davis	283.1	1987-90
16. Mike Hostetler	282.2	1989-91
17. Todd Shiver	276.2	1984-87
18. Kyle Bakker	273.0	2001-03
19. David Duncan	272.1	2006-08
20. Keith Fleming	269.2	1983-86

STRIKEOUTS

1. Doug Creek	458	1988-91
2. Brad Rigby	397	1992-94
3. Buck Farmer	387	2010-13
4. Chuck Crowder	377	1996-99
5. Cory Vance	328	1998-00
6. Deck McGuire	306	2008-10
7. Jerry Bass	294	1974-77
8. David Elder	283	1995-97
9. Marc Pisciotta	275	1989-91
10. Kyle Bakker	274	2001-03
11. Roger Kinard	272	1984-87
12. Kris Wilson	270	1995-97
13. Keith Fleming	266	1983-86
14. Jim Poole	263	1985-88
15. Sam Drake	256	1987-89
Brent Colson	256	1990-92
17. John Davis	254	1987-90
Jed Bradley	254	2009-11
19. Kevin Brown	249	1984-86
20. Mike Sorrow	248	1969-72

COMPLETE GAMES

1. Craig Day	20	1903-06
Bud Blemker	20	1957-79
3. Jerry Bass	17	1974-77
Mike Sorrow	17	1969-71
5. Ed LaFitte	16	1906-07
Doug Creek	16	1988-91
7. Kevin Brown	15	1984-86
8. Mike Schisler	12	1970-73
Mike Hostetler	12	1989-91
10. Ed Chambless	11	1958-60
Solomon	11	1903
DeWitt Poole	11	1904
13. Stu Rogers	10	1981-84
Phil Hudson	10	1967-78
Bob Patton	10	1954-57
16. Danny McGregor	9	1954-57
17. Roger Kinard	8	1984-87
Cory Vance	8	1998-00
19. Scott Erwin	7	1986-89
Al Gogolin	7	1992-94
Chuck Crowder	7	1996-99



JIM POOLE'S 22 career saves stand as a school record.

SAVES

1. Jim Poole	22	1985-88
2. Keith Fleming	21	1983-86
3. Chris Myers	20	1991-94
4. Jeff Watchko	19	2000-03
5. Brett Binkley	18	1991-93
6. Tucker Barr	17	1994-96
7. Matt Wieters	16	2005-07
8. Zac Ryan	14	2014-17
9. Brian Burks	13	2001-04
Matthew Gorst	13	2014-16
11. Mike Hostetler	12	1989-91
Luke Bard	12	2010-12
13. Brad Rulon	11	2005-08
14. Zane Evans	10	2011-13
Andrew Robinson	10	2007-10
16. Jase Wrigley	9	1995-98
Chris Hicks	9	2006-08
Mark Pope	9	2009-11
19. Sam Clay	8	2013-14
20. Andy Mitchell	7	1998-01
Dusty Isaacs	7	2011-14

SHUTOUTS

1. Mark Pope	4	2009-11
2. Bill Pridgen	3	1971-72
Jerry Bass	3	1974-77
Stu Rogers	3	1980-84
Chuck Crowder	3	1996-99
6. Connor Thomas	2	2017-19
Mike Schisler	2	1970-73
Doug Creek	2	1988-91
Al Gogolin	2	1992-94
Kris Wilson	2	1995-97
Kyle Bakker	2	2001-03

RECORDS

SEASON PITCHING LEADERS

WINNING PERCENTAGE

(Min. 5 wins)	Record	Pct.	Year
1. Scott Erwin	13-0	1.000	1988
2. Mike Schisler	9-0	1.000	1973
3. Bud Blemker	8-0	1.000	1957
Mike Schisler	8-0	1.000	1971
5. Lee Hyde	6-0	1.000	2006
6. John Horn	5-0	1.000	1984
Brad Rulon	5-0	1.000	2006
8. Brad Rigby	13-1	.929	1993
9. L.J. Yankosky	11-1	.917	1998
Jeff Watchko	11-1	.917	2002
11. Andrew Kown	10-1	.909	2004
Blake Wood	10-1	.909	2005
13. Zac Ryan	9-1	.900	2015
14. Bill Pridgen	8-1	.889	1971
Al Gogolin	8-1	.889	1993
Jared Hyatt	8-1	.889	2007
Deck McGuire	8-1	.889	2008
Mark Pope	8-1	.889	2010
19. Bud Moore	7-1	.875	1967
Jerry Bass	7-1	.875	1974
Matt Saier	7-1	.875	1995
Ben Parr	7-1	.875	2016

EARNED RUN AVERAGE

(Min. 36 innings)	ER/IP	ERA	Year
1. Matthew Gorst	3/49.0	0.55	2016
2. Mike Sorrow	10/84.0	1.07	1971
3. Sam Clay	8/57.0	1.26	2014
4. Mike Schisler	13/86.1	1.355	1973
5. Bud Blemker	11/72.2	1.362	1957
6. Jerry Priestley	8/42.0	1.71	1966
7. Mike Schisler	7/36.2	1.72	1970
8. Mark Pope	22/113.2	1.74	2011
9. Bud Moore	16/81.1	1.77	1967
10. Gary Steele	12/60.2	1.78	1969
11. Brett Binkley	18/90.0	1.80	1992
12. Mike Sorrow	12/59.0	1.831	1969
13. Alex Cruz	15/72.2	1.832	2012
14. Jeff Payne	14/68.2	1.835	1967
15. Chris Myers	17/80.2	1.90	1993
16. Dusty Isaacs	13/61.0	1.92	2014
17. Jim Poole	16/71.0	2.03	1988
18. Phil Hudson	22/94.0	2.106	1968
19. Jim Robinson	15/64.0	2.109	1966
20. Bill Pridgen	16/65.2	2.193	1971

STRIKEOUTS PER 9 INNINGS

(Min. 50 innings)	K/IP	K/9	Year
1. Zach Maxwell	84/51.1	14.73	2022
2. Jim Poole	113/71.0	14.32	1988
3. Jason Neighborgall	72/53.0	12.22	2005
4. Brad Rigby	132/98.2	12.04	1993
5. Keith Fleming	91/70.1	11.64	1986
6. Brad Rigby	184/143.0	11.58	1994
7. Ed LaFitte	97/75.2	11.54	1907
8. Ed LaFitte	145/113.2	11.48	1906
9. Cory Vance	102/80.0	11.475	1998
10. Bud Blemker	121/95.0	11.46	1959
11. Jim Poole	90/71.0	11.41	1987
12. Scott Prather	98/77.2	11.36	1998
13. Buck Hall	83/67.0	11.15	1993
14. Doc Wilson	94/76.0	11.13	1910
15. Brett Binkley	69/58.0	10.71	1993
16. Deck McGuire	118/100.1	10.59	2009
17. Butch Crook	61/52.0	10.56	1966
18. Marc Pisciotta	74/63.2	10.46	1990
19. David Elder	123/106.1	10.41	1996
20. Sam Drake	82/72.1	10.20	1989

WALKS PER 9 INNINGS

(Min. 50 innings)	BB/IP	BB/9	Year
1. Connor Thomas	10/97.0	0.93	2018
2. Mark Pope	13/78.2	1.49	2010
3. Connor Thomas	19/113.0	1.51	2019
4. Kyle Bakker	24/134.2	1.60	2002
5. Chris Myers	15/80.2	1.67	1993
6. Chris Goodman	16/81.2	1.76	2002
7. Ryan Turner	15/75.2	1.78	2007
8. Jeff Watchko	19/89.2	1.91	2002
Mark Pope	24/113.2	1.91	2011
10. Jeff Payne	15/68.2	1.97	1967
11. Mike Schisler	19/86.1	1.98	1973
12. Brant Hurter	19/85.1	2.00	2021
13. Blake Wood	24/106.1	2.03	2005
14. Brian Burks	13/57.1	2.04	2003
15. Bill Pridgen	15/65.2	2.06	1971
16. Chis Goodman	20/86.2	2.08	2003
17. Chris Myers	13/55.0	2.13	1992
18. Micah Owings	21/88.0	2.15	2003
19. Eddie Burns	17/70.1	2.18	2007
20. Brian Burks	23/94.1	2.194	2004
21. Kris Wilson	24/98.1	2.197	1996
22. Brian Burks	25/102.1	2.199	2002

APPEARANCES

1. Jim Poole	45	1988
2. Brett Binkley	39	1993
Chris Myers	39	1993
4. Jim Poole	38	1987
5. Brad Rulon	37	2006
6. Keith Fleming	36	1986
7. Brad Rulon	34	2008
8. Mike Hostetter	33	1989
Andrew Robinson	33	2008
10. Jared Datoc	32	2017
Zach Brewster	32	2009
Chris Myers	32	1992
13. Jim Poole	31	1986
Jeff Watchko	31	2001
Sam Clay	31	2014
16. Marc Pisciotta	30	1990
Jase Wrigley	30	1998
Jordan Crews	30	2005
Alex Cruz	30	2012
20. Shane McGill	29	1994
Jeff Watchko	29	2002
Jeff Watchko	29	2003
Brad Rulon	29	2007
Jared Hyatt	29	2007
Dusty Isaacs	29	2014

VICTORIES

1. Brad Rigby	14	1994
2. Scott Erwin	13	1988
Marc Pisciotta	13	1991
Brad Rigby	13	1993
Cory Vance	13	2000
Kyle Bakker	13	2002
7. Ed LaFitte	12	1906
Roger Kinard	12	1987
Mike Hostetter	12	1990
Al Gogolin	12	1994
Kris Wilson	12	1997
Chuck Crowder	12	1998
13. Kevin Brown	11	1986
Craig Day	11	1905
Sam Drake	11	1987
Doug Creek	11	1990
Doug Creek	11	1991
Brent Colson	11	1992
Buck Farmer	11	2011
Deck McGuire	11	2009
Mark Pope	11	2011
L.J. Yankosky	11	1998
Jeff Watchko	11	2002
Blake Wood	11	2006

SEASON PITCHING LEADERS

INNINGS PITCHED

1.	Brad Rigby	.143.0	1994
2.	Al Gogolin	.139.1	1994
3.	Kevin Brown	.137.0	1985
4.	Doug Creek	.136.2	1991
5.	Kevin Brown	.136.0	1986
6.	Kyle Bakker	.134.2	2002
7.	Mike Hostetler	.130.1	1990
8.	Roger Kinnard	.130.0	1987
9.	Doug Creek	.126.0	1990
10.	Chuck Crowder	.124.2	1998
11.	Marc Pisciotta	.122.1	1991
12.	Jerry Bass	.119.2	1977
13.	Cory Vance	.119.0	2000
14.	Brent Colson	.118.2	1992
15.	Kris Wilson	.118.1	1997
16.	David Albert	.117.2	1992
17.	Chuck Crowder	.117.0	1999
18.	Doug Creek	.115.1	1989
19.	Blake Wood	.114.2	2006
20.	Scott Erwin	.114.0	1988

STRIKEOUTS


1.	Brad Rigby	184	1994
2.	Ed LaFitte	145	1906
3.	Chuck Crowder	133	1998
4.	Brad Rigby	132	1993
5.	Chuck Crowder	130	1999
6.	Doug Creek	128	1991
7.	Doug Creek	126	1990
8.	Marc Pisciotta	124	1991
	Al Gogolin	124	1994
10.	David Elder	123	1996
	Cory Vance	123	2000
12.	Buck Farmer	122	2013
	Kevin Brown	122	1986
14.	Jerry Bass	121	1977
	Bud Blemker	121	1959
16.	Deck McGuire	118	2009
	Deck McGuire	118	2010
18.	Doug Creek	116	1989
19.	Kyle Bakker	115	2002
	Buck Farmer	115	2012

COMPLETE GAMES

1.	Craig Day	12	1905
2.	Solomon	11	1903
	DeWitt Poole	11	1904
	Ed LaFitte	11	1906
5.	Jerry Bass	10	1977
6.	Craig Day	9	1906
	Bud Blemker	9	1959
8.	Doc Wilson	8	1910
	Bud Moore	8	1967
	Kevin Brown	8	1985
11.	Craig Day	7	1904
	Henry Collier	7	1910
	Phil Hudson	7	1968
	Mike Schisler	7	1973
	Doug Creek	7	1990
16.	Scroup Enloe	6	1925
	Snead	6	1925
	Bud Blemker	6	1957
	Bill Pridgen	6	1972
	Mike Hostetler	6	1990
	Mike Hostetler	6	1991
	David Albert	6	1992

SAVES

1.	Brett Binkley	14	1993
2.	Tucker Barr	12	1995
	Matthew Gorst	12	2016
4.	Mike Hostetler	11	1989
5.	Jim Poole	10	1987
6.	Jim Poole	9	1988
	Chris Hicks	9	2008
8.	Keith Fleming	8	1986
	Chris Myers	8	1992
	Mark Pope	8	2009
	Brian Burks	8	2003
	Andrew Robinson	8	2010
	Luke Bard	8	2011
	Sam Clay	8	2014
15.	Keith Fleming	7	1984
	Chris Myers	7	1994
	Matt Wieters	7	2006
	Brad Rulon	7	2008
	Zane Evans	7	2012
	Dusty Isaacs	7	2014
	Zac Ryan	7	2015
	Luke Bartnicki	7	2021



KEVIN BROWN pitched Georgia Tech to ACC Championships in 1985, 1986 and 1987.

YEAR-BY-YEAR PITCHING LEADERS

STRIKEOUTS

1953	Dave Redford	44
1954	Bob Patton	26
1955	Danny McGregor	35
1956	Bob Patton	32
1957	Bud Blemker	72
1958	Bud Blemker	66
1959	Bud Blemker	121
1960	Ed Chambless	73
1961	Harry Davis	32
1962	Don Shi	38
1963	Ron Scharf	37
1964	Jimmy Robinson	36
1965	Jimmy Robinson	49
1966	Butch Crook	61
1967	Jeff Payne	74
1968	Phil Hudson	80
1969	Mike Sorrow	55
1970	Mike Schisler	42
1971	Mike Sorrow	93
1972	Mike Sorrow	74
1973	Mike Schisler	69
1974	Jerry Bass	42
1975	Jerry Bass	66
1976	Rodney Hudlow	79
1977	Jerry Bass	121
1978	Bart Campbell	30
1979	Jim Thorsten	29
1980	Mike Gentry	26
1981	Richard O'Brien	48
1982	John Jett	57
1983	Stu Rogers	72
1984	Keith Fleming; Stu Rogers	44
1985	Kevin Brown	95
1986	Kevin Brown	122
1987	Roger Kinard	111
1988	Jim Poole	113
1989	Doug Creek	116
1990	Doug Creek	126
1991	Doug Creek	128
1992	Brent Colson	105
1993	Brad Rigby	132
1994	Brad Rigby	*184
1995	Kris Wilson	101
1996	David Elder	123
1997	Kris Wilson	103
1998	Chuck Crowder	133
1999	Chuck Crowder	130
2000	Cory Vance	123
2001	Steve Kelly	93
2002	Kyle Bakker	115
2003	Kyle Bakker	80
2004	Micah Owings	112
2005	Blake Wood	74
2006	Blake Wood	95
2007	David Duncan	86
2008	David Duncan	74
2009	Deck McGuire	118
2010	Deck McGuire	118
2011	Jed Bradley Buck Farmer	106
2012	Buck Farmer	115
2013	Buck Farmer	122
2014	Sam Clay Josh Hedding	64
2015	Brandon Gold	71
2016	Brandon Gold	81
2017	Xzavion Curry	74
2018	Connor Thomas	106
2019	Connor Thomas	103
2020^	Cort Roedig	23
2021	Brant Hurter	83
2022	Zach Maxwell	84

STRIKEOUTS PER 9 INN.

1953	Dave Redford	6.71
1954	Dave Redford	4.44
1955	Danny McGregor	5.00
1956	Bob Patton	6.22
1957	Bud Blemker	8.92
1958	Bud Blemker	9.00
1959	Bud Blemker	11.46
1960	Ed Chambless	9.43
1961	John Hawkins	4.75
1962	Don Shi	8.42
1963	Don Shi	7.14
1964	Jimmy Robinson	5.04
1965	Larry Zimmer	8.26
1966	Butch Crook	10.56
1967	Jeff Payne	9.77
1968	Phil Hudson	7.66
1969	Mike Sorrow	8.39
1970	Mike Schisler	10.31
1971	Mike Sorrow	9.96
1972	Mike Sorrow	8.46
1973	Greg Baldwin	7.27
1974	Jerry Bass	6.83
1975	Jerry Bass	8.57
1976	Jerry Bass	8.91
1977	Jerry Bass	9.10
1978	Bart Campbell	6.98
1979	Steve Davison	7.46
1980	Eric Perry	5.32
1981	Stu Rogers	6.79
1982	Alan Walker	7.88
1983	Keith Fleming	8.87
1984	Keith Fleming	8.88
1985	John Stewart	11.57
1986	Jim Poole	11.77
1987	Jim Poole	11.41
1988	Jim Poole	14.32
1989	Sam Drake	10.20
1990	Marc Pisciotta	10.46
1991	Marc Pisciotta	9.12
1992	Brett Binkley	8.90
1993	Brad Rigby	12.04
1994	Brad Rigby	11.58
1995	Tucker Barr	13.02
1996	Scott Prather	11.37
1997	Rich Thieme	9.87
1998	Cory Vance	11.47
1999	Chuck Crowder	10.00
2000	Cory Vance	9.30
2001	Kyle Bakker	9.73
2002	Kyle Schmidt	10.05
2003	Brian Burks	7.85
2004	Micah Owings	8.89
2005	Jason Neighborgall	12.2
2006	Matt Wieters	9.95
2007	Danny Payne	11.15
2008	Brad Rulon	10.90
2009	Deck McGuire	10.59
2010	Jed Bradley	9.78
2011	Jed Bradley	9.74
2012	Buck Farmer	9.75
2013	Buck Farmer	9.71
2014	Sam Clay	10.10
2015	Zac Ryan	7.55
2016	Matthew Gorst	10.10
2017	Zac Ryan	8.22
2018	Connor Thomas	10.6
2019	Connor Thomas	8.2
2020^	Cort Roedig	11.1
2021	Andy Archer	9.24
2022	Zach Maxwell	*14.73

WALKS PER 9 INN.

1953	Chappell Rhino	2.70
1954	Bob Patton	2.70
1955	Danny McGregor	3.29
1956	Bob Patton	3.11
1957	Bob Patton	2.84
1958	Bud Blemker	4.23
1959	Ed Chambless	4.06
1960	Joe Chambers	2.25
1961	Harry Davis	8.66
1962	Frank Hall	3.58
1963	Ivan Entekin	3.49
1964	Jimmy Robinson	2.80
1965	Jimmy Robinson	2.79
1966	Jimmy Robinson	2.67
1967	Jeff Payne	1.97
1968	Gary Steele	3.21
1969	Mike Sorrow	2.90
1970	Mike Schisler	2.45
1971	Bill Pridgen	2.06
1972	Bill Pridgen	2.10
1973	Mike Schisler	1.98
1974	James Beavers	3.89
1975	Jerry Bass	3.63
1976	Jerry Bass	3.97
1977	Jerry Bass	3.76
1978	David Middour	2.89
1979	Jim Thorsten	3.96
1980	Mike Gentry	3.84
1981	Eric Perry	3.15
1982	Stu Rogers	2.63
1983	Stu Rogers	3.77
1984	Stu Rogers	3.34
1985	Kevin Brown	2.96
1986	Keith Fleming	3.46
1987	Jim Poole	4.06
1988	John Davis	2.77
1989	Mike Hostetler	3.83
1990	Mike Hostetler	2.55
1991	Mike Hostetler	3.32
1992	Chris Myers	2.13
1993	Chris Myers	1.67
1994	Tucker Barr	2.37
1995	Tucker Barr	0.48
1996	Kris Wilson	2.20
1997	Kris Wilson	2.28
1998	L.J. Yankosky	3.41
1999	Simon Young	3.02
2000	Cory Vance	2.72
2001	Kyle Bakker	1.79
2002	Kyle Bakker	1.60
2003	Brian Burks	2.04
2004	Brian Burks	2.19
2005	Blake Wood	2.03
2006	David Duncan	3.13
2007	Ryan Turner	1.78
2008	Eddie Burns	2.64
2009	Brandon Cumpston	3.08
2010	Mark Pope	1.49
2011	Mark Pope	1.91
2012	Alex Cruz	2.82
2013	Buck Farmer	2.79
2014	Devin Stanton	2.59
2015	Jonathan King	2.45
2016	Brandon Gold	2.65
2017	Jake Lee	3.31
2018	Connor Thomas	*0.93
2019	Connor Thomas	1.51
2020^	Jonathan Hughes	2.50
2021	Brant Hurter	2.00
2022	John Medich	4.40

WINS

1951	Herb Bradshaw; Chappell Rhino	4
1952	Chappell Rhino	3
1953	Chappell Rhino	5
1954	Bob Patton	6
1955	Danny McGregor	5
1956	Burton Grant	4
1957	Bud Blemker	8
1958	Ed Chambless; Jim Towery	2
1959	Bud Blemker	9
1960	Eddie Chambless	5
1961	Mike Tomasovich; Harry Davis	2
1962	Mike Tomasovich	4
1963	Ron Scharf; Jimmy Tumlin	3
1964	Ron Scharf	4
1965	Jimmy Robinson	6
1966	Jerry Priestley	4
1967	Bud Moore	7
1968	Phil Hudson	6
1969	David Vittur; Phil Hudson; Mike Sorrow	4
1970	Jerry Owen	5
1971	Bill Pridgen; Mike Schisler	8
1972	Mike Sorrow	6
1973	Mike Schisler	9
1974	Jerry Bass	7
1975	Jerry Bass; Gene Beal	3
1976	Rodney Hudlow	5
1977	Jerry Bass	10
1978	David Middour	6
1979	Jim Thorsten	5
1980	Mike Gentry	3
1981	Eric Perry	4
1982	Stu Rogers; Richard O'Brien; John Jett; Alan Walker	5
1983	Stu Rogers	9
1984	Kevin Brown	7
1985	Kevin Brown; Keith Fleming	10
1986	Kevin Brown	11
1987	Roger Kinard	12
1988	Scott Erwin	13
1989	Doug Creek	10
1990	Mike Hostetler	12
1991	Marc Pisciotta	13
1992	Brent Colson	11
1993	Brad Rigby	13
1994	Brad Rigby	*14
1995	David Elder	10
1996	Chuck Crowder	10
1997	Kris Wilson	12
1998	Chuck Crowder	12
1999	Chuck Crowder	10
2000	Cory Vance	13
2001	Rhett Parrott	9
2002	Kyle Bakker	13
2003	Micah Owings; Chris Goodman	9
2004	Andrew Kown	10
2005	Blake Wood	10
2006	Blake Wood	11
2007	Jared Hyatt	8
2008	Deck McGuire	8
2009	Deck McGuire	11
2010	Jed Bradley; Brandon Cumpston; Deck McGuire	9
2011	Mark Pope; Buck Farmer	11
2012	Buck Farmer; Alex Cruz	8
2013	Buck Farmer	9
2014	Dusty Isaacs	8
2015	Zac Ryan	9
2016	Brandon Gold	9
2017	Xzavion Curry	9

Jared Dato	6
2018 Xzavion Curry	8
2019 Jonathan Hughes Connor Thomas	9
2020^ Dalton Smith	3
2021 Brant Hurter	5
Andy Archer	5
2022 Zach Maxwell	5
Chance Huff	5

YEAR-BY-YEAR PITCHING LEADERS / DEFENSIVE RECORDS

INNINGS PITCHED

1953	Dave Redford	59
1954	Bob Patton	73.1
1955	Danny McGregor	63
1956	Danny McGregor	51.1
1957	Bud Blemker	72.2
1958	Bud Blemker	66
1959	Bud Blemker	95
1960	Ed Chamblless	69.2
1961	Harry Davis	62.1
1962	Frank Hall	78
1963	Ron Scharf	60
1964	Jimmy Robinson	64.1
1965	Jimmy Robinson	58
1966	Jimmy Robinson	64
1967	Bud Moore	81.1
1968	Phil Hudson	94
1969	Gary Steele	60.2
1970	Jerry Owen	56
1971	Mike Sorrow	84
1972	Mike Sorrow	78.2
1973	Mike Schisler	86.1
1974	James Beavers	71.2
1975	Jerry Bass	69.1
1976	Rodney Hudlow	91.1
1977	Jerry Bass	119.2
1978	David Middour	84
1979	Danny Suarez	62
1980	Mike Gentry	63.1
1981	Richard O'Brien	68.1
1982	John Jett	84.2
1983	Stu Rogers	105
1984	Stu Rogers	72.2
1985	Kevin Brown	137
1986	Kevin Brown	136
1987	Roger Kinard	130
1988	Scott Erwin	114
1989	Doug Creek	115.1
1990	Mike Hostetler	130.1
1991	Doug Creek	136.2
1992	Brent Colson	118.2
1993	Brad Rigby	98.2
1994	Brad Rigby	*143
1995	Kris Wilson	112
1996	David Elder	106.1
1997	Kris Wilson	118.1
1998	Chuck Crowder	124.2
1999	Chuck Crowder	117
2000	Cory Vance	119
2001	Steve Kelly	112.2
2002	Kyle Bakker	134.2
2003	Kyle Bakker	93
2004	Micah Owings	113.1
2005	Blake Wood	106.1
2006	Blake Wood	114.2
2007	David Duncan	104
2008	David Duncan	96.1
2009	Deck McGuire	100.1
2010	Deck McGuire	112.2
2011	Mark Pope	113.2
2012	Buck Farmer	106.2
2013	Buck Farmer	113.1
2014	Josh Heddinger	82.1
2015	Jonathan King	92.0
2016	Brandon Gold	105.1
2017	Xzavion Curry	82.2
2018	Connor Thomas	97.0
2019	Connor Thomas	113.0
2020	^Jonathan Hughes	21.2
2021	Brant Hurter	85.1
2022	Chance Huff	68.1

EARNED RUN AVERAGE

1957	Bud Blemker	1.36
1958	Bud Blemker	3.41
1959	Bud Blemker	2.28
1960	Ed Chamblless	2.84
1961	Mike Tomasovich	2.56
1962	Frank Hall	4.61
1963	Ron Scharf	3.90
1964	Ron Scharf	2.48
1965	Jimmy Robinson	2.33
1966	Jerry Priestley	1.71
1967	Bud Moore	1.78
1968	Phil Hudson	2.14
1969	David Vittur	1.53
1970	Mike Schisler	1.72
1971	Mike Sorrow	*1.07
1972	Mike Schisler	2.41
1973	Mike Schisler	1.36
1974	Jerry Bass	3.93
1975	Jerry Bass	3.65
1976	Jerry Bass	5.49
1977	Jerry Bass	2.78
1978	David Middour	4.29
1979	Steve Davison	4.63
1980	Eric Perry	5.53
1981	Richard O'Brien	3.29
1982	Stu Rogers	4.50
1983	Keith Fleming	3.91
1984	Mike Stanford	1.99
1985	John Stewart	2.95
1986	Keith Fleming	2.30
1987	Jim Poole	3.42
1988	Jim Poole	2.03
1989	Scott Erwin	3.39
1990	Mike Hostetler	2.76
1991	Mike Hostetler	3.93
1992	Brett Binkley	1.80
1993	Chris Myers	1.90
1994	L.J. Yankosky	2.68
1995	Tucker Barr	3.38
1996	Jase Wrigley	3.41
1997	Kris Wilson	3.12
1998	Chuck Crowder	3.03
1999	Chuck Crowder	3.62
2000	Cory Vance	3.40
2001	Kyle Bakker	2.78
2002	Kyle Bakker	3.14
2003	Jason Neighborgall	3.70
2004	Andrew Kown	3.46
2005	Blake Wood	3.13
2006	Lee Hyde	3.02
2007	Jared Hyatt	3.51
2008	Deck McGuire	3.46
2009	Deck McGuire	3.50
2010	Deck McGuire	2.96
2011	Mark Pope	1.74
2012	Alex Cruz	1.83
2013	Buck Farmer	2.78
2014	Sam Clay	1.26
2015	Brandon Gold	3.26
2016	Matthew Gorst	0.55
2017	Micah Carpenter	2.56
2018	Connor Thomas	3.34
2019	Brant Hurter	2.42
2020	^Dalton Smith	1.46
2021	Brant Hurter	3.90
2022	Zach Maxwell	5.26

*Denotes Tech Record;
^16 game season due to Covid-19
Boldface led ACC

TEAM RECORDS

FIELDING PERCENTAGE

Season (highest)
.975.....2015

Season (lowest)
.901.....1953

TOTAL CHANCES

Season (most)
2,795.....1986

DOUBLE PLAYS

Game
5.....vs. Coastal Carolina, 4-1-95

Game (both teams)
7,three times
vs. Georgia St., 4-10-1984
vs. Florida State, 4-7-2012
vs. NC State, 4-15-2016

Season (most)
80.....2016

Season (fewest)
11.....1958

ERRORS

Game (most)
12.....vs. Georgia, 4-21-1898

Game (both teams)
22.....vs. Georgia, 4-21-1898
Georgia Tech 12, Georgia 10

Season (most)
140.....1988

Season (fewest)
37.....1958

INDIVIDUAL RECORDS

ERRORS

Game (most)
6.....Smith vs. Georgia, 4-21-1898

Season (most)
31.....twice
Pete Geist, 1984
Tyler Greene, 2003

Career (most)
89.....Keith Kerver, 1984-87

PUTOUTS

Game (infield)
21.....Brandon Gold (1B) at Georgia Southern, 2-24-16

Game (outfield)
9.....twice
Scott Jordan vs. Wake Forest, 3-27-1985
Brandon Thomas vs. Georgia, 5-14-2013

Game (catcher)
21.....Kevin Parada vs. Georgia, 5-18-2021

Season (infield)
551.....Scott Byers, 1994

Season (outfield)
162.....Ryan Peurifoy, 2017

Season (catcher)
519.....Jason Varitek, 1994

ASSISTS

Game (infield)
11.....Keith Kerver vs. Florida State, 5-25-1895

Game (outfield)
2.....18 times
Todd Moore (twice), Chuck Dunn (twice), Chris Morgan (twice),
Johnny Ferguson (twice), Jeff Kindel (twice)
Last Time
Coleman Poje vs. Louisville, 4-13-2017

Game (catcher)
5.....twice
Greg Woodward vs. UNC, 4-4-1982
Jason Haniger vs. Rutgers, 2-29-2008

Season (infield)
230.....Keith Kerver, 1986

Season (outfield)
9.....three times
Matt Gonzalez (twice)
Jeff Kindel, 2006

Season (catcher)
72.....Jason Varitek, 1994

Career (infield)
682.....Keith Kerver, 1984-87

Career (outfield)
20.....Matt Gonzalez, 2013-16

Career (catcher)
256.....Jason Varitek, 1991-94

PICKOFFS

Game
4.....Doug Creek vs. Ga. Southern, 2-17-1990

Season (pitcher)
16.....Doug Creek, 1990

Season (catcher)
6.....Jason Varitek, 1993

Career
44.....Doug Creek, 1988-91

RUNNERS CAUGHT STEALING

Season
36.....Jason Varitek, 1991

Career
99.....Jason Varitek, 1991-94

YEAR-BY-YEAR BATTING STATS SINCE 1953

TOP FIVE TEAMS

BATTING AVERAGE

1.	.347	2001
2.	.342	2000
3.	.341	1987
	.341	1984
5.	.337	1994

RUNS

1.	662	1987
2.	634	1994
3.	604	2000
4.	594	2006
5.	593	2005

RUNS PER GAME

1.	10.3	1984
2.	10.2	1987
3.	9.8	1983
4.	9.5	1994
	9.5	2001

DOUBLES

1.	164	1994
2.	163	1987
3.	156	2006
4.	151	2000
5.	149	1992
	149	2002
	149	2004

TRIPLES

1.	31	1994
2.	29	1993
3.	28	1992
	28	1991
5.	26	2010

HOME RUNS

1.	122	2010
2.	119	1987
3.	115	2022
4.	111	2009
5.	107	1988

STOLEN BASES

1.	144	1987
2.	139	1988
3.	130	2002
4.	129	1986
5.	114	1991

SLUGGING PERCENTAGE

1.	.575	2010
2.	.572	1987
3.	.551	1984
	.551	2022
5.	.543	1994
	.543	2009

FIELDING PERCENTAGE

1.	.975	2015
2.	.974	2014
3.	.973	2013
4.	.972	2004
	.972	2010
	.972	2019

Year	G (W-L-T)	AB	R	RPG	H	Avg.	2B	3B	HR	RBI	SLG%	BB	SO	AB/SO	SB	FLD%
2022	60 (36-24)	2235	564	9.4	730	.327	120	18	115	528	.551	295	488	4.58	66	.968
2021	56 (31-25)	2010	375	6.7	566	.282	127	12	73	341	.466	253	480	4.19	30	.965
2020^	15 (11-5)	538	102	6.8	149	.277	35	5	14	90	.439	82	165	3.26	8	.966
2019	62 (43-19)	2135	464	7.5	635	.297	107	15	69	419	.459	357	493	4.33	65	.972
2018	58 (31-27)	2040	375	6.5	593	.291	103	10	67	338	.450	248	489	4.17	37	.969
2017	55 (27-28)	1963	354	6.4	562	.286	119	10	71	325	.466	215	468	4.19	31	.968
2016	63 (38-25)	2262	429	6.8	694	.307	139	8	65	388	.462	205	422	5.36	46	.970
2015	55 (32-23)	1874	325	5.9	506	.270	97	9	42	301	.399	213	390	4.81	46	.975
2014	64 (37-27)	2212	316	4.9	611	.276	110	21	21	292	.373	208	437	5.06	53	.974
2013	64 (37-27)	2244	414	6.5	683	.304	117	24	58	385	.455	257	449	5.00	77	.973
2012	64 (38-26)	2245	405	6.3	661	.294	127	17	53	379	.437	246	426	5.27	80	.961
2011	63 (42-21)	2231	406	6.4	677	.303	132	17	48	377	.442	263	456	4.89	67	.966
2010	62 (47-15)	2198	563	9.1	716	.326	129	26	122	519	.575	313	486	4.52	57	.972
2009	58 (38-19-1)	2090	501	8.6	658	.315	111	16	111	479	.543	276	412	5.07	52	.965
2008	62 (41-21)	2149	454	7.3	661	.308	133	13	92	416	.510	232	490	4.39	84	.969
2007	57 (32-25)	1998	394	6.9	585	.293	114	18	50	358	.443	299	425	4.70	65	.966
2006	68 (50-18)	2414	594	8.7	768	.318	156	4	90	551	.498	361	471	5.13	51	.964
2005	64 (45-19)	2354	592	9.3	783	.333	151	10	71	550	.496	363	465	5.06	78	.966
2004	65 (44-21)	2399	571	8.8	766	.319	149	13	71	509	.481	317	452	5.31	106	.972
2003	62 (44-18)	2186	466	7.5	647	.296	115	20	74	413	.468	279	480	4.60	107	.961
2002	68 (52-16)	2427	560	8.2	800	.330	149	18	66	503	.487	296	425	5.71	130	.962
2001	61 (41-20)	2237	578	9.5	776	.347	127	19	74	525	.520	286	322	6.95	68	.960
2000	66 (50-16)	2439	604	9.1	833	.342	151	17	79	536	.515	275	348	7.01	71	.963
1999	58 (38-20)	2029	436	7.5	635	.313	107	1	65	390	.463	284	367	5.53	83	.955
1998	63 (41-22)	2243	540	8.6	687	.306	147	16	103	482	.524	337	463	4.84	63	.959
1997	61 (46-15)	2238	568	9.3	718	.321	111	24	91	507	.514	319	498	4.49	103	.955
1996	64 (40-24)	2293	508	7.9	734	.320	143	15	97	458	.522	287	397	5.78	64	.966
1995	60 (38-22)	2162	545	9.1	710	.328	131	25	82	492	.526	317	427	5.06	36	.965
1994	67 (50-17)	2455	634	9.5	828	.337	164	31	93	577	.543	367	407	6.03	85	.968
1993	61 (47-14)	2098	460	7.5	647	.308	112	29	71	408	.491	278	338	6.21	87	.960
1992	64 (45-19)	2199	450	7.0	692	.315	149	28	50	398	.476	296	347	6.33	100	.956
1991	68 (42-26)	2354	549	8.1	734	.312	147	28	75	486	.494	364	372	6.33	114	.961
1990	71 (46-25)	2325	547	7.7	719	.309	118	18	95	492	.498	411	424	5.48	80	.959
1989	64 (38-26)	2137	477	7.5	642	.300	108	17	67	414	.461	357	450	4.75	70	.944
1988	69 (45-24)	2370	531	7.7	708	.299	125	24	107	468	.507	367	477	4.97	139	.947
1987	65 (51-14)	2351	662	10.2	801	.341	163	12	119	602	.572	358	416	5.65	144	.949
1986	68 (45-23)	2493	541	8.0	775	.311	121	16	90	480	.481	358	380	6.56	129	.954
1985	62 (42-19-1)	2221	553	8.9	733	.333	137	20	82	475	.520	283	300	7.40	108	.959
1984	55 (36-19)	2023	567	10.3	690	.341	123	20	87	515	.551	370	278	7.28	106	.940
1983	53 (38-15)	1864	518	9.8	617	.331	111	20	70	459	.525	353	221	8.43	113	.942
1982	49 (29-20)	1628	361	7.4	474	.291	65	12	53	314	.443	297	237	6.87	83	.949
1981	38 (14-24)	1348	277	7.3	392	.291	53	12	53	243	.466	222	189	7.13	35	.937
1980	27 (8-19)	911	161	6.0	242	.266	34	10	25	149	.407	163	124	4.59	27	.935
1979	31 (15-16)	1085	254	8.2	341	.314	53	11	54	229	.533	148	167	6.50	28	.944
1978	29 (14-15)	1027	225	7.8	295	.287	36	9	34	207	.439	148	159	6.46	30	.960
1977	30 (18-12)	1031	205	6.8	290	.286	51	14	24	184	.428	146	125	8.25	25	.952
1976	34 (12-22)	1134	181	5.3	301	.265	75	7	20	154	.397	148	130	8.72	14	.942
1975	29 (12-17)	971	204	7.0	262	.269	46	12	11	173	.376	153	154	6.31	38	.931
1974	37 (20-17)	1253	266	7.2	384	.306	78	14	26	229	.453	190	183	6.85	46	.951
1973	28 (20-6-2)	861	139	5.0	231	.268	41	10	15	119	.391	132	141	6.11	41	.951
1972	31 (21-10)	1015	188	6.1	293	.289	59	19	10	151	.414	159	143	7.10	29	.963
1971	37 (31-6)	1191	237	6.4	346	.291	57	21	11	196	.401	—	—	—	—	.954
1970	24 (17-7-1)	783	122	5.1	187	.239	21	15	3	110	.315	—	—	—	—	.965
1969	28 (16-12)	977	193	6.9	270	.276	34	21	13	158	.394	172	159	6.14	24	.955
1968	34 (21-13)	1136	237	7.0	329	.281	51	19	19	204	.418	205	156	7.28	25	.941
1967	32 (21-11)	1049	186	5.8	271	.258	31	17	15	163	.363	163	167	6.28	33	.968
1966	30 (14-16)	959	149	5.0	226	.236	34	15	13	131	.343	153	161	5.96	15	.953
1965	30 (20-8-2)	983	169	5.6	257	.261	41	17	21	143	.401	151	170	5.70	34	.944
1964	24 (9-15)	774	72	3.0	168	.217	14	8	11	59	.298	64	155	4.99	31	.946
1963	27 (9-18)	922	133	4.9	214	.232	21	11	14	116	.324	118	169	5.46	12	—
1962	24 (8-16)	817	125	5.2	203	.248	20	13	8	100	.334	—	—	—	24	—
1961	24 (6-16-2)	906	128	5.3	197	.244	21	11	9	110	.295	—	—	—	17	—
1960	25 (14-11)	874	180	7.2	233	.267	26	17	15	163	.387	—	—	—	23	—
1959	28 (17-9-2)	963	178	6.4	272	.275	32	17	18	164	.407	150	157	6.13	18	.922
1958	24 (7-17)	781	119	5.0	179	.229	23	1	15	101	.319	—	—	—	4	.925

YEAR-BY-YEAR PITCHING STATS SINCE 1953

Year	G	W-L-T	Pct.	IP	H	H/9	R	ER	ERA	BB	BB/9	SO	SO/9	CG	SHO
2022	60	36-24	.600	530.1	635	10.78	447	388	6.58	289	4.90	547	9.28	0	4
2021	56	31-25	.554	504.0	526	9.39	362	320	5.71	290	5.18	512	9.14	1	2
2020 [^]	15	11-5	.688	143.0	102	6.42	73	58	3.65	80	5.04	173	10.89	0	1
2019	62	43-19	.694	555.0	566	9.18	316	275	4.46	204	3.31	527	8.55	3	4
2018	58	31-27	.534	514.2	551	9.64	319	283	4.95	179	3.13	505	8.84	4	5
2017	55	27-28	.491	494.0	512	9.33	335	294	5.36	261	4.76	396	7.21	1	3
2016	63	38-25	.603	568.1	600	9.51	350	299	4.73	269	4.26	446	7.07	0	3
2015	55	32-23	.581	486.2	515	9.52	306	261	4.83	250	4.62	357	6.60	0	2
2014	64	37-27	.578	586.0	549	8.43	249	218	3.35	270	4.15	479	7.36	0	6
2013	64	37-27	.578	566.2	561	8.92	317	274	4.35	258	4.10	447	7.11	3	4
2012	64	38-26	.594	569.2	555	8.78	327	280	4.42	247	3.91	456	7.21	1	5
2011	63	42-21	.667	568.0	489	7.75	245	174	2.76	210	3.33	540	8.57	8	7
2010	62	47-15	.758	551.0	551	9.00	286	246	4.02	188	3.07	520	8.49	3	6
2009	58	38-19-1	.664	515.0	533	9.31	319	266	4.65	234	4.09	523	9.14	0	3
2008	62	41-21	.661	548.0	617	10.13	355	307	5.04	223	3.66	461	7.57	1	5
2007	57	32-25	.561	509.1	583	10.30	336	290	5.12	207	3.66	427	7.54	2	2
2006	68	50-18	.735	604.2	660	9.82	356	297	4.42	232	3.45	502	7.47	0	2
2005	64	45-19	.703	574.2	612	9.58	347	277	4.34	260	4.07	474	7.42	1	3
2004	65	44-21	.677	590.0	609	9.28	359	313	4.77	226	3.44	521	7.95	1	0
2003	62	44-18	.710	552.2	537	8.74	315	250	4.07	198	3.22	423	6.89	3	3
2002	68	52-16	.765	606.2	641	9.51	344	274	4.06	171	2.54	496	7.36	5	6
2001	61	41-20	.672	532.0	576	9.74	331	267	4.52	213	3.60	434	7.34	5	2
2000	66	50-16	.758	585.2	570	8.76	339	281	4.32	242	3.67	507	7.68	6	2
1999	58	38-20	.655	512.2	595	10.45	378	300	5.27	272	4.78	489	8.58	4	3
1998	63	41-22	.651	556.0	577	9.33	369	305	4.94	274	4.44	618	10.00	7	1
1997	61	46-15	.754	542.0	561	9.31	371	289	4.80	275	4.57	490	8.14	3	8
1996	64	40-24	.625	556.2	599	9.68	389	317	5.13	267	4.32	521	8.42	4	3
1995	60	38-22	.633	522.0	593	10.22	422	350	6.03	298	5.14	463	7.98	2	2
1994	67	50-17	.746	606.2	564	8.37	310	264	3.92	259	3.84	558	8.28	9	5
1993	61	47-14	.770	540.2	445	7.40	242	188	3.13	191	3.18	547	9.11	5	4
1992	64	45-19	.703	562.2	541	8.65	282	214	3.42	227	3.63	480	7.68	8	2
1991	68	42-26	.618	581.2	627	9.70	376	308	4.77	301	4.66	521	8.06	18	5
1990	71	46-25	.648	593.0	523	7.94	330	263	3.99	283	4.30	531	8.06	17	3
1989	64	38-26	.594	542.2	533	8.84	381	283	4.69	357	5.92	534	8.86	10	7
1988	69	45-24	.652	606.1	585	8.68	373	273	4.03	308	4.57	611	9.07	6	0
1987	65	51-14	.785	560.1	535	8.59	342	283	4.55	293	4.71	514	8.26	10	4
1986	68	45-23	.662	619.1	594	8.63	391	315	4.58	416	6.05	551	8.01	10	5
1985	62	42-19-1	.685	538.0	577	9.65	350	300	5.02	279	4.67	401	6.71	16	4
1984	55	36-19	.655	488.2	555	10.22	353	272	5.01	302	5.56	360	6.63	7	1
1983	53	38-15	.717	453.1	523	10.38	356	275	5.50	364	7.23	315	6.25	8	1
1982	49	29-20	.592	424.0	450	9.55	301	258	5.48	229	4.86	235	4.99	5	2
1981	38	14-24	.368	334.1	419	11.28	284	215	5.79	178	4.79	198	5.33	3	3
1980	27	8-19	.296	236.1	304	11.58	244	196	7.46	159	6.06	123	4.68	5	0
1979	31	15-16	.484	265.1	308	10.45	248	204	6.92	174	5.90	133	4.51	7	0
1978	29	14-15	.483	259.1	328	11.38	193	162	5.62	138	4.79	95	3.30	9	2
1977	30	18-12	.600	267.0	303	10.21	188	145	4.89	146	4.92	200	6.74	14	1
1976	34	12-22	.353	287.1	328	10.27	232	177	5.54	184	5.76	238	7.45	9	2
1975	29	12-17	.414	249.2	256	9.23	188	140	5.04	141	5.08	180	6.49	5	1
1974	37	20-17	.541	315.1	351	10.02	238	189	5.40	206	5.88	220	6.28	6	3
1973	28	20-6-2	.750	242.0	219	8.14	102	70	2.60	84	3.12	189	7.03	8	1
1972	31	21-10	.677	270.2	248	8.25	131	100	3.33	98	3.26	218	7.25	12	5
1971	37	31-6	.838	315.2	258	7.36	124	93	2.65	129	3.68	270	7.70	12	8
1970	24	17-7	.708	223.0	183	7.39	85	75	3.03	100	4.04	170	6.86	13	3
1969	28	16-12	.571	252.1	208	7.42	108	84	3.00	115	4.10	199	7.10	12	3
1968	34	21-13	.618	304.0	299	8.85	163	117	3.46	156	4.62	235	6.96	10	3
1967	32	21-11	.656	281.0	255	8.17	119	87	2.79	129	4.13	243	7.78	17	2
1966	30	14-16	.467	254.0	192	6.80	110	83	2.94	152	5.39	206	7.30	14	3
1965	30	20-8-2	.700	259.0	216	7.51	121	99	3.44	92	3.20	176	6.12	—	3
1964	24	9-15	.375	204.1	231	10.17	142	103	4.54	82	3.61	111	4.89	—	0
1963	27	9-18	.333	232.1	256	9.92	187	137	5.31	136	5.27	150	5.81	—	2
1962	24	8-16	.333	210.0	213	9.13	173	128	5.49	155	6.64	139	5.96	—	0
1961	24	6-16-2	.292	197.1	226	10.31	210	150	6.84	176	8.01	109	4.97	9	0
1960	25	14-11	.560	220.0	198	8.10	133	103	4.21	110	4.50	170	6.95	8	3
1959	28	17-9-2	.643	239.0	213	8.02	127	90	3.39	150	5.65	227	8.55	15	2
1958	24	7-17	.292	195.2	200	9.20	154	112	5.16	113	5.20	134	6.16	9	0
1957	27	18-8-1	.685	231.0	194	7.56	110	80	3.12	105	4.09	169	6.58	11	3
1956	23	11-12	.478	193.1	186	8.66	100	—	4.66	101	4.70	92	4.28	15	1
1955	24	15-9	.625	207.2	233	10.11	140	—	6.06	93	4.03	119	5.16	9	2
1954	23	9-13-1	.413	185.1	211	10.25	144	—	6.99	87	4.22	89	4.32	—	1
1953	21	8-13	.381	178.0	192	9.71	167	—	8.44	104	5.26	126	6.37	—	0

Boldface indicates led ACC

[^] 2020 season shortened due to Covid-19 pandemic

TOP FIVE TEAMS

EARNED RUN AVERAGE

1. 2.60 1973
2. 2.65 1971
3. 2.76 2011
4. 2.79 1967
5. 2.94 1966

STRIKEOUTS PER 9 INNINGS

1. 10.00 1998
2. 9.28 2022
3. 9.14 2009
4. 9.14 2021
5. 9.11 1993

HITS PER 9 INNINGS

1. 6.80 1966
2. 7.36 1971
3. 7.39 1970
4. 7.40 1993
5. 7.42 1969

WALKS PER 9 INNINGS

1. 2.54 2002
2. 3.07 2010
3. 3.12 1973
4. 3.13 2018
5. 3.18 1993

COMPLETE GAMES

1. 18 1991
2. 17 1967
- 17 1990
4. 16 1985
5. 15 1956
- 15 1959

SHUTOUTS

1. 8 1971
- 8 1997
3. 7 1989
- 7 2011
5. 6 2002
- 6 2010
- 6 2014

INNINGS PITCHED

1. 619.1 1986
2. 606.2 1994
- 606.2 2002
4. 606.1 1988
5. 604.2 2006

TEAM FACTS & FIGURES

ALL-TIME RECORDS

Overall	2,577-1,651-27 (.610)
Home	1,724-753-11 (.696)
At Mac Nease Baseball Park at Russ Chandler Stadium (1985-present)	979-318-1 (.755)
Away	657-746-10 (.468)
Neutral	101-171-6 (.371)
ACC (1980-present)	581-430-2 (.575)
SEC (1933-64)	183-236-2 (.437)

The listing of scores on the following pages is the most comprehensive possible with available sources of information.

The years prior to 1900 are incomplete, but the scores listed for those years have been documented.

Georgia Tech began playing its home games at Rose Bowl Field in 1930, and Russ Chandler Stadium opened on that same site in 1985.

Before that, the Yellow Jackets played their home games at Tech Park, Brisbane Park, Piedmont Park and Grant Field.

Prior to the 2021 season, Georgia Tech's stadium was renamed Mac Nease Baseball Park at Russ Chandler Stadium.

BEST RECORDS

Since 1900, 24 Tech teams have posted a winning percentage of .700 or better.

Year	Coach	Record	Pct.
1920	Joe Bean	16-2	.889
1906	John Heisman	23-3	.885
1923	Kid Clay	16-2-2	.850
1971	Jim Luck	31-6	.838
1926	Kid Clay	21-4-1	.827
1921	Kid Clay	18-4-1	.804
1987	Jim Morris	51-14	.785
1993	Jim Morris	47-14	.770
1905	John Heisman	13-4	.767
2002	Danny Hall	52-16	.765
2000	Danny Hall	50-16	.758
2010	Danny Hall	47-15	.758
1997	Danny Hall	46-15	.754
1973	Jim Luck	20-6-2	.750
1994	Danny Hall	50-17	.746
2006	Danny Hall	50-18	.735
1983	Jim Morris	38-15	.717
1928	Kid Clay	15-6	.714
2003	Danny Hall	44-18	.710
1970	Jim Luck	17-7-1	.700
1992	Jim Morris	45-19	.703
2005	Danny Hall	45-19	.703
1965	Jim Luck	20-8-2	.700
1916	John Heisman	14-6	.700

TECH IN FINAL POLLS

Year	CB	BA	USA
1965	8	—	—
1967	16	—	—
1971	10	—	—
1985	17	—	—
1986	17	18	—
1987	25	13	—
1988	29	23	—
1991	26	—	—
1992	24	22	19
1993	13	8	9
1994	2	2	2
1996	18	22	20
1997	10	17	11
1998	15	19	20
2000	10	6	10
2001	—	—	21
2002	5	8	5
2003	14	17	16
2004	11	10	12
2005	10	10	10
2006	8	7	7
2008	24	—	24
2009	18	20	18
2010	17	18	17
2011	19	20	20
2019	19	17	17
2021	22	—	—

TEAM TITLES

- 1920**
Southern Intercollegiate Athletic
- 1921**
Southern Intercollegiate Athletic
- 1923**
Southern Conference
- 1926**
Southern Conference
- 1957**
Southeastern Conference
- 1959**
Miami Sports Carnival
- 1985**
Atlantic Coast Conference
- 1986**
Atlantic Coast Conference
Rainbow Easter Tournament
- 1987**
Atlantic Coast Conference
ACC Regular Season
- 1988**
Atlantic Coast Conference
- 1993**
Olive Garden Classic
Oscar Mayer Classic
ACC Regular Season
- 1994**
NCAA Midwest II Regional
- 1997**
ACC Regular Season
- 2000**
Atlantic Coast Conference
ACC Regular Season
NCAA Atlanta Regional
- 2002**
NCAA Atlanta Regional
NCAA Atlanta Super Regional
- 2003**
Atlantic Coast Conference
- 2004**
ACC Regular Season
NCAA Atlanta Regional
- 2005**
Atlantic Coast Conference
ACC Regular Season
NCAA Atlanta Regional
- 2006**
NCAA Atlanta Regional
NCAA Atlanta Super Regional
- 2011**
ACC Regular Season
ACC Coastal Division
- 2012**
Atlantic Coast Conference
- 2014**
Atlantic Coast Conference
- 2019**
ACC Coastal Division
- 2019**
ACC Coastal Division
- 2021**
ACC Coastal Division

ALL-TIME NO. 1 NATIONAL RANKINGS

Georgia Tech has been ranked as the top team in the country 11 times in its history for a total of 30 weeks.

In 1993, the Jackets were ranked No. 1 by Baseball America for four straight weeks and returned to the top spot in all three polls on May 17, Tech's first unanimous choice ever. The Jackets opened the 1994 season ranked No. 1 and proceeded to advance to the College World Series where they finished as the national runner-up. Tech returned to the top spot after winning the 2000 ACC Tournament. The Yellow Jackets opened the 2001 season as the nation's preseason No. 1 team and spent six weeks at the top of the poll, their longest stay ever. Georgia Tech opened the 2003 season as the nation's No. 1 team according to Baseball America, and returned to the top spot on Mar. 28, 2005, after opening the season 21-5 and 11-1 in the ACC.

Date	Record	Poll(s)	What Happened Next	Weeks at No. 1
Mar. 16, 1987	16-0	CB	Lost two to Jacksonville	1
Mar. 19, 1990	23-1	BA, CB	Lost to Hawaii, Wright State	1
Feb. 11, 1991	3-0	CB	Lost two of three at New Orleans	1
Mar. 1, 1993	11-1	BA	Won Oscar Mayer Classic (3 games)	4
May 17, 1993	45-10	USA, BA, CB	Lost twice in ACC Tournament	1
Preseason 1994	0-0	BA, USA	No. 1 by USA on 2/21; No. 2 by CB	4
May 22, 2000	47-14	BA, CB	Won NCAA Atlanta Regional	2
Preseason 2001	0-0	BA, CB	Went 2-1 in Rice Invitational	6
Preseason 2003	0-0	BA	Opened season 17-0	6
Mar. 28, 2005	21-5	CB, NCBWA	Went 2-2 vs. Western Carolina, Maryland	1
Feb. 27, 2006	10-0	USA, BA, CB	No. 1 by BA and CB on 3/6	3

OVERALL SERIES RECORDS

Opponent	Overall	Home	Away	Neutral	Streak	Last
Akron	4-0	3-0	0-0	1-0	W4	2022
Alabama	29-38-1	13-14-1	12-22	4-2	L2	2010
Alabama State	2-0	1-0	0-0	1-0	W2	2022
Albany	1-0	0-0	0-0	1-0	W1	2015
Alma	2-2	2-2	0-0	0-0	W1	1970
Anderson	3-1	3-1	0-0	0-0	L1	1980
Appalachian State	16-1	16-1	0-0	0-0	W15	1994
Arizona	0-2	0-0	0-0	0-2	L2	1989
Arizona State	0-1	0-0	0-0	0-1	L1	1998
Arkansas	2-1	0-0	0-0	2-1	W2	1998
Arkansas-Pine Bluff	1-0	1-0	0-0	0-0	W1	2018
Armstrong State	4-2	3-2	1-0	0-0	W3	2003
Army West Point	2-1-1	0-0	0-0	2-2-1	L1	1961
Atlanta Athletic Club	1-0	1-0	0-0	0-0	W1	1903
Atlanta Braves	0-12-1	0-0	0-12-1	0-0	L2	2007
Atlanta Colts	0-2	0-0	0-0	0-2	L2	1896
Atlanta Crackers	0-5-1	0-0	0-1	0-4-1	L1	1956
Atlanta Pretzels	0-1	0-0	0-1	0-0	L1	1902
Atlanta Spellers	0-1	0-0	0-1	0-0	L1	1898
Auburn	112-125-5	65-53-2	44-65-2	3-7-1	L1	2021
Augusta State	14-3	12-1	2-2	0-0	W8	1991
Austin Peay	2-1	1-1	0-0	1-0	W1	2011
Baldwin-Wallace	1-0	1-0	0-0	0-0	W1	1977
Ball State	4-0	4-0	0-0	0-0	W4	1985
Baptist	3-0	3-0	0-0	0-0	W3	1988
Belmont	2-1	2-1	0-0	0-0	L1	2017
Berry	4-3	3-2	1-1	0-0	L2	1970
Bethune-Cookman	1-0	0-0	0-0	1-0	W1	2016
Bingham-Mebane	2-2	2-1	0-1	0-0	L1	1917
Boston College	20-13	10-3	9-9	1-1	W2	2019
Bowling Green	4-3	4-2	0-0	0-0	W3	2014
Bradley	0-1	0-1	0-0	0-0	L1	2018
Buffalo	0-2	0-2	0-0	0-0	L2	1915
BYU	1-0	1-0	0-0	0-0	W1	2017
Cal State Fullerton	3-3	0-0	0-2	3-1	L2	2006
California	0-2	0-0	0-0	0-2	L2	1995
Camp Gordon	1-0	1-0	0-0	0-0	W1	1919
Campbell	5-1	4-0	0-0	1-1	W1	2022
Centenary	1-0	1-0	0-0	0-0	W1	1977
Central	4-0	4-0	0-0	0-0	W4	1908
Central Florida	1-2	0-0	0-0	1-2	L1	1996
Central Michigan	2-0	1-0	0-0	1-0	W2	1985
Charleston Southern	13-1	13-1	0-0	0-0	W8	2022
Charlotte	5-0	4-0	1-0	0-0	W5	2012
Chattanooga	3-2	2-1	1-1	0-0	W3	1974
Chicopee Mills	1-1	0-1	0-0	1-0	L1	1946
Cincinnati	8-0	7-0	0-0	1-0	W8	1998
The Citadel	2-0	2-0	0-0	0-0	W2	2013
Clemson	115-118-3	80-44-2	24-54-1	11-20	L5	2022
Cleveland Indians	0-1	0-1	0-0	0-9	L1	1906
Cleveland State	8-6	8-6	0-0	0-0	W2	1979
Coastal Carolina	19-7	17-5	0-1	2-1	W4	2019
College of Charleston	11-0	9-0	0-0	2-0	W11	2012
Columbus	4-0	4-0	0-0	0-0	W4	1988
Connecticut	7-3	5-2	0-0	2-1	L1	2018
Cornell	1-3	1-3	0-0	0-0	L1	1991
Covington Mills	2-0	1-0	1-0	0-0	W2	1946
Creighton	1-1	0-0	0-0	1-1	W1	1990
Cumberland	1-0	1-0	0-0	0-0	W1	1906
Dahlonoga	2-0	2-0	0-0	0-0	W2	1909
Dartmouth	6-3	6-2	0-0	0-1	W3	2018
Davidson	12-2	11-2	1-0	0-0	W1	1995
DePauw	4-0	4-0	0-0	0-0	W4	1973
Detroit Tigers	0-2	0-2	0-0	0-0	L2	1922
Dortch's Bakery	1-0	1-0	0-0	0-0	W1	1946
Duke	100-42	53-19	37-20	10-3	L2	2022
Duquesne	3-0	3-0	0-0	0-0	W3	2007
Earlham	9-0	9-0	0-0	0-0	W9	1975

Opponent	Overall	Home	Away	Neutral	Streak	Last
East Carolina	0-1	0-1	0-0	0-0	L1	2003
East Tennessee State	24-1	23-1	0-0	1-0	W1	2013
Eastern Kentucky	11-1	10-1	0-0	1-0	W1	2021
Eastern Michigan	1-0	1-0	0-0	0-0	W1	1985
Elmhurst	2-1	2-1	0-0	0-0	L1	1981
Elon	4-0	4-0	0-0	0-0	W4	2009
Erskine	16-1	15-1	1-0	0-0	W14	1976
Evansville	5-2	5-2	0-0	0-0	W5	1997
Fairfield	1-1	1-1	0-0	0-0	L1	1979
Florida	33-60-1	21-23	12-37-1	0-0	L4	2016
Florida A&M	3-0	3-0	0-0	0-0	W3	2019
Florida Atlantic	4-1	4-1	0-0	0-0	L1	2005
Florida International	1-0	0-0	0-0	1-0	W1	2015
Florida Southern	3-4	0-0	3-4	0-0	L1	1966
Florida State	50-78	24-31	16-39	10-8	W1	2022
Fordham	1-1	1-1	0-0	0-0	W1	2015
Fort Benning	0-1	0-0	0-1	0-0	L1	1943
Fort McPherson	2-1	2-1	0-0	0-0	L1	1918
Furman	20-2	12-1	8-1	0-0	W6	2005
Gardner-Webb	6-0	6-0	0-0	0-0	W6	2022
George Mason	1-0	0-0	0-0	1-0	W1	1992
George Washington	5-1	4-0	0-0	1-1	W5	2003
Georgetown	2-4	1-1	1-3	0-0	L2	1922
Georgia	167-215-2	93-73-1	57-118	17-24-1	L1	2022
Georgia College	5-2	5-2	0-0	0-0	L2	1986
Georgia Southern	105-32	58-16	46-16	1-0	W1	2022
Georgia Southwestern	1-0	1-0	0-0	0-0	W1	1983
Georgia State	70-13	38-7	32-6	0-0	L1	2022
Goodyear (Cartersville)	1-0	1-0	0-0	0-0	W1	1932
Goodyear (Rockmart)	1-0	0-0	1-0	0-0	W1	1932
Greenville (Ill.)	2-0	2-0	0-0	0-0	W2	1979
Guilford	1-0	1-0	0-0	0-0	W1	1986
Harvard	1-1	1-1	0-0	0-0	W1	1974
Hawai'i	2-2	0-0	2-2	0-0	W1	1990
Hawai'i-Pacific	2-0	0-0	0-0	2-0	W2	1986
Henry Grady	1-0	1-0	0-0	0-0	W1	1901
Hillsdale	20-1	20-1	0-0	0-0	W3	1984
Hobart	0-1	0-1	0-0	0-0	L1	1902
Hope	13-0	13-0	0-0	0-0	W13	1984
Houston	0-1	0-0	0-0	0-1	L1	1990
Howard	6-0	6-0	0-0	0-0	W6	1999
Huntingdon	1-0	1-0	0-0	0-0	W1	1982
Illinois	4-2	3-1	0-0	1-1	W1	2013
Illinois-Chicago	12-3	8-2	4-1	0-0	W1	2019
Illinois State	3-0	3-0	0-0	0-0	W3	1983
Indiana	1-0	1-0	0-0	0-0	W1	1917
Indiana Central	2-1	2-1	0-0	0-0	W2	1970
Indiana Southeast	0-1	0-1	0-0	0-0	L1	1981
Indiana State	5-0	3-0	0-0	2-0	W5	2021
Iona	4-1	3-0	0-0	1-1	W4	2005
Jackson State	1-0	1-0	-	-	W2	2022
Jacksonville	7-8	3-6	3-2	1-0	W1	1999
Jacksonville State	7-1	6-1	0-0	1-0	W7	2014
Kennesaw State	24-9	16-5	8-4	0-0	L1	2022
Kent State	14-5	12-4	1-0	1-1	W2	2022
Kentucky	32-21	21-12	11-9	0-0	L2	1982
Lamar	1-0	0-0	0-0	1-0	W1	2001
Lewis	1-1	1-1	0-0	0-0	L1	1971
Liberty	4-1	4-1	0-0	0-0	W3	2000
Lipscomb	5-0	4-0	0-0	1-0	W5	2009
Long Island	--	FIRST MEETING	--			
Louisiana-Lafayette	1-0	0-0	0-0	1-0	W1	1997
Louisiana-Monroe	2-0	0-0	0-0	2-0	W2	1964
Louisiana State	0-3	0-0	0-2	0-1	L3	1996
Louisville	6-10	2-4	2-4	3-2	W2	2022
Marietta	0-1	0-0	0-1	0-0	L1	1946
Marietta (Ohio)	1-0	1-0	0-0	0-0	W1	1975
Marist	1-0	1-0	0-0	0-0	W1	1909

RECORDS

OVERALL SERIES RECORDS

Opponent	Overall	Home	Away	Neutral	Streak	Last
Marshall	1-0	1-0	0-0	0-0	W1	2017
Maryland	73-26	43-6	25-19	5-1	W2	2014
Memphis	1-4	1-3	0-0	0-1	L3	1977
Mercer	116-57	68-26	47-30	1-1	W1	2022
Mercer-Atlanta	8-0	5-0	3-0	0-0	W8	1984
Merchants	1-0	1-0	0-0	0-0	W1	1900
Miami (Fla.)	44-66-2	22-24	16-37-2	6-5	L1	2022
Miami (Ohio)		--	FIRST MEETING	--		
Michigan	2-3	1-2	0-0	1-1	W1	2003
Michigan State	0-2-1	0-2-1	0-0	0-0	L2	1949
Middle Tennessee State	4-1	4-1	0-0	0-0	W2	1990
Milledgeville Cadets	1-0	0-0	1-0	0-0	W1	1897
Milligan	16-3-1	15-3-1	0-0	1-0	W1	1979
Minnesota	5-1	4-0	0-0	1-1	W5	2018
Mississippi	5-2	4-2	1-0	0-0	L2	1959
Mississippi State	3-11	1-4	1-4	1-3	L6	2011
Mississippi Valley State	1-0	1-0	0-0	0-0	W1	2006
Missouri State	3-0	3-0	0-0	0-0	W3	2010
Morehead State	1-1	1-1	0-0	0-0	W1	1989
Navy	2-0-1	0-0	1-0-1	1-0	W2	1986
Nebraska	1-0	0-0	0-0	1-0	W1	2001
New Orleans	19-7	9-3	8-3	2-1	W1	1996
New York Tech	3-0	3-0	0-0	0-0	W3	1991
Newberry	2-0	2-0	0-0	0-0	W2	1905
Newnan	1-0	1-0	0-0	0-0	W1	1901
North Carolina	82-70	41-33	31-30	10-7	W1	2022
NC State	78-62	37-16	27-33	14-13	L4	2022
North Florida	1-0	1-0	0-0	0-0	W1	2014
North Georgia	2-0	2-0	0-0	0-0	W2	1946
Northeastern	1-0	1-0	0-0	0-0	W1	2006
Northwestern	4-4	4-4	0-0	0-0	L1	2019
Northwood Institute	4-2	4-2	0-0	0-0	W2	1981
Notre Dame	11-11	10-6	1-5	0-0	W1	2021
Oakland	6-0	6-0	0-0	0-0	W6	2001
Oglethorpe	22-20-1	20-12	0-1	2-7-1	W1	1935
Ohio	3-1	3-1	0-0	0-0	W3	2015
Ohio Northern	2-0	2-0	0-0	0-0	W2	1983
Ohio State	18-7-1	15-3	1-1	2-3-1	W3	2020
Oklahoma	1-6	1-0	0-0	0-6	W1	2017
Oklahoma State	2-3	0-0	0-0	2-3	W1	1998
Old Dominion	5-3	5-3	0-0	0-0	W1	2014
Olivet	9-1	9-1	0-0	0-0	W2	1978
Parsons	1-0	1-0	0-0	0-0	W1	1967
Pennsylvania	0-2	0-1	0-1	0-0	L2	1924
Penn State	4-2	4-0	0-2	0-0	W2	1924
Pensacola NAS	2-2	2-0	0-2	0-0	L2	1942
Pepperdine	2-0	0-0	0-0	2-0	W2	1993
Philadelphia Athletics	0-4	0-2	0-0	0-2	L4	1920
Piedmont	2-0	2-0	0-0	0-0	W2	1987
Pittsburgh	13-14	8-4	5-6	0-2	L1	2022
Presbyterian	9-2	9-2	0-0	0-0	W7	2022
Purdue	4-0	4-0	0-0	0-0	W4	2016
Radford	3-1	3-1	0-0	0-0	W3	2018
Reading	0-3	0-3	0-0	0-0	L3	1931
Rice	0-1	0-0	0-1	0-0	L1	2001
Rider	1-1	0-1	0-0	1-0	W1	2003
Richmond	0-1	0-1	0-0	0-0	L1	2019
Riverside Academy	1-0	1-0	0-0	0-0	W1	1909
Rollins	6-10	1-1	5-9	0-0	L2	1966
Rome	0-1	0-1	0-0	0-0	L1	1900
Rutgers	47-11	47-11	0-0	0-0	W16	2013
Sacramento State	2-0	0-0	0-0	2-0	W2	1986
St. Francis	1-0	1-0	0-0	0-0	W1	1979
St. John's	6-4	5-3	0-0	1-1	L1	2020
Saint Louis	2-0	0-0	0-0	2-0	W2	1978
St. Peter's	1-0	1-0	0-0	0-0	W1	2020
Samford	5-0	5-0	0-0	0-0	W5	1992
San Diego	1-0	0-0	0-0	1-0	W1	1994

Opponent	Overall	Home	Away	Neutral	Streak	Last
Santa Clara	2-0	0-0	0-0	2-0	W2	1986
Savannah State	5-0	5-0	0-0	0-0	W5	2016
Sewanee	22-4	15-4	7-0	0-0	W11	1917
Shorter	2-4	2-4	0-0	0-0	W2	1986
Siena	2-0	2-0	0-0	0-0	W2	1994
Sienna Heights	1-0	1-0	0-0	0-0	W1	1982
Slippery Rock	1-0	1-0	0-0	0-0	W1	1977
South Alabama	5-2	5-2	0-0	0-0	W5	1987
South Carolina	16-34-1	11-17	3-14-1	2-3	W1	2005
Southern Mississippi	2-2	2-2	0-0	0-0	W1	2011
SE Missouri State	5-0	4-0	0-0	1-0	W5	2018
Southern	2-0	2-0	0-0	0-0	W2	1984
Southern California	0-4	0-2	0-0	0-2	L4	2004
Stetson	22-10-1	9-6	13-4-1	0-0	W1	2006
Stone Mountain Prep	0-1	0-1	0-0	0-0	L1	1909
Tennessee	45-34	29-17	15-16	1-1	L1	2022
Tennessee Tech	9-1	8-1	0-0	1-0	W7	2020
Tennessee Temple	7-1	7-1	0-0	0-0	W5	1985
Texas A&M	1-1	0-0	0-0	1-1	L1	1992
TCU	1-1	0-0	0-0	1-1	L1	1988
Texas Tech	2-1	2-0	0-0	0-1	W2	2004
Troy	0-3	0-3	0-0	0-0	L3	2022
Tulane	4-1	2-1	0-0	2-0	W4	1996
UAB	1-1	1-0	0-1	0-0	L1	1979
UCLA	3-6	2-4	1-2	0-0	L2	2019
UMBC	3-0	3-0	0-0	0-0	W3	2016
UNC Asheville	8-0	8-0	0-0	0-0	W8	1996
UNC Greensboro	4-1	4-1	0-0	0-0	W4	2014
UNC Wilmington	2-2	2-2	0-0	0-0	W2	1987
UNLV	1-1	0-0	1-1	0-0	W1	1995
USC Aiken	3-2	3-2	0-0	0-0	W1	1986
USC Upstate	1-1	1-1	0-0	0-0	W1	2022
USF	11-2	6-2	5-0	0-0	W2	2014
USSR National Team	1-0	1-0	0-0	0-0	W1	1996
Utah	2-0	0-0	0-0	2-0	W2	1995
Valdosta State	1-4	0-0	1-4	0-0	L1	1967
Vanderbilt	59-38-1	39-15-1	20-23	0-0	L3	2021
VCU	5-1	2-1	0-0	3-0	W1	2016
Virginia	3-1	3-0	0-0	0-1	W3	2004
Virginia Tech	78-62-2	42-21-2	29-36	7-5	L2	2022
Wake Forest	42-20	26-10	16-8	0-2	W4	2022
Wake Forest	78-47-1	46-19	23-23-1	9-5	W1	2022
Waseda (Japan)	1-1	0-0	0-0	1-1	L1	1986
Washington	4-7	1-2	0-0	3-5	L4	2014
Washington & Lee	7-3	4-2	3-1	0-0	L1	1927
Washington Senators	0-1	0-0	0-0	0-1	L1	1911
West Georgia	11-9	10-6	1-2	0-1	W3	1988
West Liberty	1-0	1-0	0-0	0-0	W1	1969
West Virginia	5-0	5-0	0-0	0-0	W5	2019
West Virginia Wesleyan	1-1	1-1	0-0	0-0	L1	1916
Western Carolina	25-16	24-15	0-1	1-0	W7	2019
Western Kentucky	5-1	5-1	0-0	0-0	W4	1994
Western Michigan	4-0	4-0	0-0	0-0	W4	2017
Wichita State	1-3	0-1	1-2	0-0	W1	1994
William & Mary	3-0	3-0	0-0	0-0	W3	2005
William Jewell	7-1	7-1	0-0	0-0	W5	1979
Winder	0-1	0-0	0-1	0-0	L1	1896
Winthrop	18-1	16-1	2-0	0-0	W3	2012
Wofford	9-0	7-0	2-0	0-0	W9	2007
Wright State	4-1	3-0	0-0	1-1	W4	2022
Xavier	7-1	7-1	0-0	0-0	L1	2010
Yale	4-0-1	2-0	0-0	2-0-1	W3	1973
Youngstown State	5-1	5-1	0-0	0-0	L1	2017

2023 opponents in bold

SERIES HISTORY

Key

Game Type

- * NCAA Regional or Playoff
- \$ College World Series
- + Conference tournament
- # Exhibition
- f – forfeit
- All games 9 Innings except where noted - ()

Neutral Site Designations

1. Atlanta-Fulton County Stadium, Atlanta, Ga.
2. Ponce de Leon Park, Atlanta, Ga.
3. Griffin, Ga. (field unknown)
4. Spiller's Field, Atlanta, Ga.
5. Columbia, S.C. (field unknown)
6. Montgomery, Ala. (field unknown)
7. Rollins College, Winter Park, Fla.
8. Miami, Fla. (field unknown)
9. Sims Legion Park, Gastonia, N.C.
10. Seminole Field, Tallahassee, Fla.
11. Luther Williams Field, Macon, Ga.
12. Americus, Ga. (unknown field)
13. Nat Buring Field, Memphis, Tenn.
14. Boshamer Stadium, Chapel Hill, N.C.
15. Durham Athletic Park, Durham, N.C.
16. Smith-Wills Stadium, Jackson, Miss.
17. Dick Howser Stadium, Tallahassee, Fla.
18. Rainbow Stadium, Honolulu, Hawaii
19. Mark Light Stadium, Miami, Fla.
20. Municipal Stadium, West Palm Beach, Fla.
21. Municipal Stadium, Greenville, S.C.
22. Tiger Field, Douglas, Ga.
23. Barnson Field/Wilson Stadium, Las Vegas, Nev.
24. Douglasville, Ga. (field unknown)
25. Gainesville, Ga. (field unknown)
26. Hubert H. Humphrey Metrodome, Minneapolis, Minn.
27. McKethan Stadium-Perry Field, Gainesville, Fla.
28. Alex Box Stadium, Baton Rouge, La.
29. Louisiana Superdome, New Orleans, La.
30. Osceola County Stadium, Kissimmee, Fla.
31. Titan Field, Fullerton, Calif.
32. Eck Stadium-Tyler Field, Wichita, Kan.
33. Rosenblatt Stadium, Omaha, Neb.
34. Durham Bulls Athletic Park, Durham, N.C.
35. Lindsey Nelson Stadium, Knoxville, Tenn.
36. Griffith Stadium, Charlotte, N.C.
37. Al Lang Stadium, St. Petersburg, Fla.
38. Dudy Noble Field, Starkville, Miss.
39. Disney's Wide World of Sports, Lake Buena Vista, Fla.
40. Knight's Stadium, Fort Mill, S.C.
41. Reckling Park, Houston, Tex.
42. Frank Foley Field, Athens, Ga.
43. Coastal Federal Field, Myrtle Beach, S.C.
44. Salem Memorial Stadium, Salem, Va.
45. Turner Field, Atlanta, Ga.
46. Grayson Stadium, Savannah, Ga.
47. Ripken Stadium, Aberdeen, Md.
48. Baseball Grounds of Jacksonville, Jacksonville, Fla.
49. USA Baseball National Training Complex, Cary, N.C.
50. NewBridge Bank Park, Greensboro, N.C.
51. The Winthrop Ballpark, Rock Hill, S.C.
52. Hawkins Field, Nashville, Tenn.
53. Swayze Field, Oxford, Miss.
54. Springs Brooks Stadium, Conway, S.C.
55. SunTrust Park, Atlanta, Ga.
56. Louisville Slugger Field, Louisville, Ky.
57. Patterson Stadium, Louisville, Ky.
58. Gwinnett Stripers Stadium, Lawrenceville, Ga.
59. Trust Field, Charlotte, N.C.
60. Canal Park, Akron, Ohio

Akron

(4-0-0)
H:3-0, A:0-0, N:1-0
 2-15-2013 . . . hW 3-0
 2-16-2013 . . . hW 10-3
 2-17-2013 . . . hW 5-3
 5-16-2022 . . . 60W 12-0

Alabama

(30-39-1)
H:14-14-1, A:12-23, N:4-2
 4-8-1904 . . . hW 8-4
 4-9-1904 . . . hW 11-4
 4-9-1904 . . . hW 8-3
 5-8-1908 . . . aL 1-5
 5-9-1908 . . . aL (10) 0-1
 5-10-1908 . . . aL 3-10
 4-2-1910 . . . aL 3-4
 4-3-1910 . . . aW 3-1
 4-28-1911 . . . aW 4-3
 4-29-1911 . . . aL 1-2
 4-25-1913 . . . aL 3-7
 4-26-1913 . . . aL 4-5
 4-24-1914 . . . aL 2-11
 4-25-1914 . . . aW 12-8
 4-25-1914 . . . aW 7-0
 5-1-1914 . . . hW 4-3
 5-2-1914 . . . hW 5-4
 4-9-1915 . . . hL 1-2
 4-10-1915 . . . hW 7-6
 5-1-1919 . . . aL 1-11
 5-1-1919 . . . aL 2-6
 4-25-1923 . . . aW 6-3
 4-26-1923 . . . 6W 11-2
 5-9-1924 . . . hL (10) 6-8
 4-17-1925 . . . aW 9-2
 4-18-1925 . . . aL 10-17
 4-14-1926 . . . hW 7-5
 4-15-1926 . . . hT (10) 8-8
 4-16-1926 . . . 6W 12-6
 4-17-1926 . . . 6W 12-10
 4-20-1927 . . . hW 9-4
 4-21-1927 . . . hW 7-6
 4-22-1927 . . . aL 5-8
 4-23-1927 . . . aW 6-3
 4-25-1928 . . . aL 3-4
 4-26-1928 . . . aW 5-3
 4-28-1928 . . . hL 1-7
 4-24-1929 . . . hL 4-7
 4-25-1929 . . . hL 3-9
 4-26-1929 . . . aL 3-6
 4-27-1929 . . . aW 4-2
 4-21-1930 . . . hW 7-6
 4-22-1930 . . . hL 2-7
 4-25-1930 . . . aL 2-16
 4-26-1930 . . . aL 3-15
 4-14-1933 . . . aL 2-6
 4-25-1933 . . . hW 6-4
 4-13-1934 . . . aW 9-5
 4-14-1934 . . . aL 2-11
 4-20-1934 . . . hL 3-4
 4-21-1934 . . . hL 1-8
 4-2-1935 . . . aL 3-10
 4-26-1937 . . . hL 1-7
 4-27-1937 . . . hL 1-3
 4-27-1938 . . . aL 3-6
 4-28-1938 . . . aL 3-9
 4-9-1943 . . . hL 1-10
 5-14-1943 . . . aW 15-4
 5-15-1943 . . . aL 2-6
 5-9-1957 . . . aW+ 5-4
 5-10-1957 . . . hL+ 10-11
 5-13-1957 . . . hW+ 10-1
 5-25-1986 . . . 19W* 12-6
 5-25-1991 . . . 17L* 4-8
 2-9-1996 . . . 30L 2-7
 6-05-2010 . . . hW* 5-2
 6-06-2010 . . . hL* 1-8
 6-07-2010 . . . hL* 8-10
 3-13-2018 . . . aL 7-12
 3-20-2018 . . . hW 6-4

Alabama State

(2-0)
H:1-0, A:0-0, N:1-0
 3-26-2008 . . . hW 17-4
 6-4-2022 . . . 35W* 13-4

Albany

(1-0)
H:0-0, A:0-0, N:1-0
 2-22-2015 . . . 54W 9-8

Alma College

(2-2)
H:2-2, A:0-0, N:0-0
 3-20-1968 . . . hW 14-3
 3-21-1968 . . . hL 4-5
 3-25-1970 . . . hL 7-8
 3-26-1970 . . . hW 10-1

Anderson College

(3-1)
H:3-1, A:0-0, N:0-0
 4-11-1968 . . . hW 16-4
 4-12-1968 . . . hW 14-10
 3-29-1975 . . . hW 11-5
 4-2-1980 . . . hL 5-9

Appalachian State

(16-1)
H:16-1, A:0-0, N:0-0
 3-24-1978 . . . hW 19-13
 3-9-1980 . . . hL 3-10
 3-9-1983 . . . hW 11-10
 3-3-1984 . . . hW 6-4
 4-21-1987 . . . hW 9-1
 3-7-1989 . . . hW 15-3
 3-8-1989 . . . hW 16-8
 3-6-1990 . . . hW 6-5
 3-7-1990 . . . hW 9-1
 3-5-1991 . . . hW 10-0
 3-6-1991 . . . hW 20-9
 2-25-1992 . . . hW 9-4
 2-26-1992 . . . hW 8-3
 3-30-1993 . . . hW 10-2
 3-31-1993 . . . hW 7-2
 3-8-1994 . . . hW 22-4
 3-9-1994 . . . hW 22-4

Arizona

(0-2)
H:0-0, A:0-0, N:0-2
 3-31-1989 . . . 26L 1-3
 4-2-1989 . . . 26L 4-12

Arizona State

(0-1)
H:0-0, A:0-0, N:0-1
 5-25-1998 . . . 32L* 1-3

Arkansas

(2-1)
H:0-0, A:0-0, N:2-1
 5-26-1985 . . . 17L* 5-7
 3-6-1993 . . . 26W 3-2
 5-23-1998 . . . 32W* 2-0

Arkansas-Pine Bluff

(1-0)
H:1-0, A:0-0, N:0-0
 2-27-18 . . . hW 8-0

Armstrong State

(4-2)
H:3-2, A:1-0, N:0-0
 5-8-1981 . . . hW 11-8
 2-26-1986 . . . hL 12-13
 2-27-1986 . . . hL (10) 6-7
 4-14-1987 . . . hW 19-15
 4-22-1988 . . . hW 8-6
 2-23-2003 . . . aW 12-4

Army

(2-1-1)
H:0-0, A:0-0, N:2-1-1
 3-24-1960 . . . 8W 13-0
 3-25-1960 . . . 8W 5-2
 3-23-1961 . . . 8T 2-2
 3-24-1961 . . . 8L (7) 6-7

Atlanta Athletic Club

(1-0)
H:1-0, A:0-0, N:0-0
 3-28-1903 . . . hW# 11-3

Atlanta Braves

(0-12-1)
H:0-0, A:0-0, N:0-12-1
 4-6-1977 . . . 1L# 0-7
 4-5-1978 . . . 1L# 3-13
 4-4-1979 . . . 1L# 0-5
 3-5-1987 . . . 20L# 3-9
 3-2-1989 . . . 20L# 0-3
 3-4-1993 . . . 20L# 2-14
 3-2-1995 . . . 20L# 1-5
 2-27-1997 . . . 20L# 2-7
 3-4-1999 . . . 39L# 5-15
 3-1-2001 . . . 39L# 4-18
 2-27-2003 . . . 39T# (4) 3-3
 3-2-2005 . . . 39L# 0-12
 2-28-2007 . . . 39L# 0-5

Atlanta Colts

(0-2)
H:0-0, A:0-0, N:0-2
 4-12-1895 . . . nL# 4-16
 4-15-1896 . . . nL# 8-20

Atlanta Crackers

(0-5-1)
H:0-0, A:0-4-1, N:0-1
 4-21-1903 . . . aL# 5-22
 4-24-1903 . . . aL# 1-16
 3-23-1904 . . . aL# 1-6
 3-12-1927 . . . aL# 2-6

3-25-1929 . . . aT# 6-6
 4-2-1956 . . . 2L# 4-6

Atlanta Pretzels

(0-1)
H:0-0, A:0-1, N:0-0
 4-9-1902 . . . aL# 1-12

Atlanta Spellers

(0-1)
H:0-0, A:0-1, N:0-0
 4-8-1898 . . . aL# 2-5

Auburn

(112-125-5)
H:65-53-2, A:44-65-2, N:3-7-1
 4-10-1897 . . . aL 4-6
 4-16-1898 . . . aW 4-3
 4-8-1899 . . . aW 10-8
 4-22-1899 . . . hW 6-4
 5-5-1900 . . . aL 4-9
 5-4-1901 . . . hW 15-12
 4-25-1903 . . . hW 8-7
 4-23-1904 . . . hW 4-3
 5-5-1905 . . . hL 0-1
 5-6-1905 . . . hL 2-4
 5-11-1906 . . . hL (11) 1-2
 5-12-1906 . . . hW 5-0
 5-12-1906 . . . hW (8) 4-0
 5-10-1907 . . . aL 2-3
 5-11-1907 . . . aW (12) 2-0
 5-12-1907 . . . aL (7) 1-4
 5-1-1908 . . . hL 0-1
 5-2-1908 . . . hW 7-2
 5-11-1908 . . . aW 6-0
 5-12-1908 . . . aL 3-8
 4-29-1909 . . . aL 0-6
 4-30-1909 . . . aW 8-2
 5-7-1909 . . . hL 0-2
 5-8-1909 . . . hW 6-5
 4-15-1910 . . . aL 1-16
 5-6-1910 . . . hW 3-1
 4-17-1911 . . . hW 4-1
 4-18-1911 . . . hW 9-4
 5-2-1912 . . . hW 3-2
 5-3-1912 . . . hL 5-7
 5-4-1912 . . . hW 5-3
 4-18-1913 . . . aL 2-3
 4-19-1913 . . . aW 11-4
 4-19-1913 . . . hL 3-4
 3-27-1914 . . . hL 4-9
 3-28-1914 . . . hW 10-5
 4-16-1915 . . . aT 6-6
 4-17-1915 . . . aW 12-2
 4-18-1915 . . . aW 7-1
 4-14-1916 . . . hW 6-4
 4-15-1916 . . . hL 9-10
 4-16-1916 . . . hL 0-3
 4-14-1917 . . . aL (10) 4-5
 4-14-1917 . . . aL 1-4
 4-12-1918 . . . aW 8-4
 4-13-1918 . . . aL 4-10
 4-20-1918 . . . aW 8-3
 4-21-1918 . . . aL (5) 0-6
 4-11-1919 . . . hW 2-1
 4-12-1919 . . . hW 4-2
 4-16-1920 . . . aW 6-2
 4-17-1920 . . . aL 4-5
 4-15-1921 . . . hW 8-3
 4-19-1921 . . . hW 7-6
 4-1-1922 . . . hL 6-7
 4-15-1922 . . . aL 5-8
 4-16-1922 . . . aW 5-4
 4-14-1923 . . . hL 3-7
 4-23-1923 . . . aT (5) 2-2
 4-24-1923 . . . 6T (6) 1-1
 4-5-1924 . . . aW 17-5
 4-6-1924 . . . aW 2-0
 5-14-1924 . . . hW 7-6
 5-15-1924 . . . hW 2-0
 4-24-1925 . . . hW 25-2
 4-25-1925 . . . aW 10-8
 4-9-1926 . . . hW 5-0
 4-10-1926 . . . hW 13-7
 4-8-1927 . . . 6L 2-10
 4-9-1927 . . . 6L 5-7
 4-17-1928 . . . aL 4-15
 4-18-1928 . . . hW 11-2
 4-21-1928 . . . aW 7-5
 4-3-1929 . . . aL 3-23
 4-4-1929 . . . aL 10-16
 4-19-1929 . . . hW 12-7
 4-20-1929 . . . hW 8-3
 4-16-1930 . . . hL 4-7
 4-17-1930 . . . hW 6-2
 4-24-1931 . . . hW 11-7
 4-25-1931 . . . hL 8-13
 5-11-1931 . . . aL 5-11
 5-12-1931 . . . aL 0-13
 4-15-1932 . . . hT 6-6
 4-16-1932 . . . hL 10-12
 4-16-1932 . . . hW 5-4
 4-29-1932 . . . aL (10) 7-8
 4-7-1933 . . . hW 4-3
 4-8-1933 . . . hL 7-11

4-28-1933 . . . aL (10) 3-4
 5-11-1933 . . . hW 5-9
 4-6-1934 . . . aL 10-4
 4-7-1934 . . . hL 4-7
 4-28-1934 . . . aL 0-1
 4-22-1935 . . . aW 6-3
 4-23-1935 . . . aW 4-3
 4-7-1937 . . . hL 2-3
 5-1-1937 . . . aL 5-6
 5-1-1937 . . . aW (7) 3-2
 4-29-1938 . . . aW 9-6
 4-30-1938 . . . aL 2-9
 5-11-1938 . . . hW 6-2
 5-12-1938 . . . hW 5-4
 4-14-1939 . . . aL 2-5
 4-15-1939 . . . aL 4-11
 5-1-1939 . . . hL 2-11
 5-2-1939 . . . hW 5-4
 4-5-1940 . . . hW 4-2
 4-6-1940 . . . hL 1-7
 4-20-1940 . . . aL 0-2
 4-16-1941 . . . aW 5-3
 4-17-1941 . . . aW 7-4
 4-28-1941 . . . hL 6-9
 4-29-1941 . . . hL 3-7
 4-10-1942 . . . aL 1-7
 4-11-1942 . . . hL 4-8
 4-20-1942 . . . hW 15-10
 4-21-1942 . . . hL 9-11
 5-19-1947 . . . aL 4-8
 5-20-1947 . . . aL 4-17
 5-26-1947 . . . hW 12-2
 5-27-1947 . . . hL 5-14
 4-16-1948 . . . aL 4-17
 4-17-1948 . . . aW 10-8
 5-17-1948 . . . hW 13-8
 5-18-1948 . . . hW 12-6
 4-15-1949 . . . hL 8-12
 4-16-1949 . . . hW 5-3
 4-25-1949 . . . aW 8-2
 4-26-1949 . . . aL 3-4
 4-14-1950 . . . aL 5-9
 4-15-1950 . . . aW 9-8
 5-5-1950 . . . hW 8-4
 5-6-1950 . . . hL 8-8
 3-30-1951 . . . hL 2-23
 3-31-1951 . . . hW 11-9
 4-28-1951 . . . hL 1-6
 3-31-1952 . . . hT 4-4
 4-1-1952 . . . hL 4-11
 4-4-1952 . . . aW 10-3
 4-5-1952 . . . aW 3-2
 3-30-1953 . . . hW 6-5
 3-31-1953 . . . hL 7-14
 4-13-1953 . . . aL 4-11
 4-14-1953 . . . aW 8-5
 4-9-1954 . . . hL 2-5
 4-10-1954 . . . hW 6-4
 5-7-1954 . . . aW 9-6
 5-8-1954 . . . aL 9-21
 4-1-1955 . . . aW 5-3
 4-2-1955 . . . aL 3-7
 4-18-1955 . . . hL 8-13
 4-19-1955 . . . hW 12-7
 4-27-1956 . . . aL 0-1
 4-28-1956 . . . aL 3-9
 4-28-1956 . . . aW 10-1
 4-26-1957 . . . hW 2

SERIES HISTORY

4-15-1967	...hL (12)	6-9
5-19-1967	...aW	12-8
5-20-1967	...aL	6-8
5-15-1974	...12L	7-11
5-21-1975	...12L	5-6
5-18-1976	...12L	4-6
5-17-1977	...12L	6-7
5-16-1978	...12W	10-8
5-15-1979	...12W	7-6
5-12-1982	...hW	8-6
4-14-1983	...hL	16-7
5-4-1983	...aL (10)	3-4
5-4-1984	...hW	8-5
4-4-1985	...hW	12-5
4-24-1985	...aL	5-6
4-23-1986	...hW	6-4
4-28-1986	...aL (10)	7-8
4-28-1987	...hL	6-11
5-6-1987	...aW	9-5
3-8-1988	...hL	3-14
2-28-1989	...aL	7-9
4-18-1989	...hW	14-6
2-5-1993	...30W	5-4
1-29-1999	...39L	12-17
3-6-2001	...aL	0-4
4-17-2001	...hW	11-1
4-9-2002	...aW	9-5
4-16-2002	...hW	10-4
3-11-2003	...aW	4-2
3-18-2003	...hL	5-7
3-2-2004	...aL	2-6
3-30-2004	...hW	20-5
3-23-2005	...hL (11)	6-7
4-5-2005	...aW	3-2
2-24-2015	...aL	1-7
3-24-2015	...hW	4-1
3-8-2016	...aW	4-1
3-15-2016	...hL	3-14
3-21-2017	...hL	4-7
4-4-2017	...aW	11-8
3-13-2018	...aL	7-12
3-20-2018	...hW	6-4
4-2-2019	...aW	9-3
4-16-2019	...hW	11-6
6-1-2019	...hL*	5-6
6-2-2019	...hL*	1-4
3-10-2020	...aW	6-2
4-13-2021	...hL	3-7

4-11-1984	...hL	2-7
4-3-1985	...hL	2-4
4-10-1985	...aW	9-8
4-19-1985	...hW+	12-9
4-20-1985	...hW+	7-5
4-22-1986	...hL	3-6
5-7-1986	...aW	7-0
5-15-1986	...15W+	16-5
4-8-1987	...hW	4-2
4-15-1987	...aW	7-6
4-22-1987	...hW	12-2
5-16-1987	...21W+	7-1
4-6-1988	...aL	3-7
4-13-1988	...hL	2-4
4-21-1988	...aL	4-7
4-12-1989	...hL	5-7
4-19-1989	...aL	5-16
4-26-1989	...hW	11-4
5-14-1989	...21L+	3-9
4-27-1990	...hL	12-14
4-28-1990	...aW	8-3
4-29-1990	...hL	10-17
4-26-1991	...aL (10)	8-9
4-27-1991	...hL	0-8
4-28-1991	...aW	11-6
5-13-1991	...21L+	5-6
5-14-1991	...21L+	8-24
4-24-1992	...hW	6-2
4-25-1992	...hW (10)	7-6
4-26-1992	...hL	4-5
5-12-1992	...21L+	4-5
4-23-1993	...aW	11-0
4-24-1993	...aW	10-5
4-25-1993	...aW	6-0
5-17-1993	...21L+	8-9
5-13-1994	...hL (10)	8-9
5-14-1994	...hW	20-4
5-15-1994	...hL	4-7
5-20-1994	...21L+	6-9
4-28-1995	...aL	5-8
4-29-1995	...aL	1-6
4-30-1995	...aL	5-6
5-10-1996	...hL (10)	8-9
5-11-1996	...hW	4-0
5-12-1996	...hL	2-9
5-16-1996	...14L+	1-6
4-25-1997	...aL	4-7
4-26-1997	...aW	19-4
5-15-1997	...37L+	4-7
5-3-1998	...hW	7-6
5-4-1998	...hW	9-7
5-5-1998	...hW	14-5
5-14-1998	...34W+	10-6
4-23-1999	...aL	4-24
4-24-1999	...aL	8-13
4-25-1999	...aL	5-6
4-28-2000	...hW	7-4
4-29-2000	...hW	9-7
4-30-2000	...hL	12-13
5-19-2000	...40W+	9-8
5-20-2000	...40W+	8-4
4-20-2001	...aL	0-3
4-21-2001	...aL	1-5
4-22-2001	...aW	5-3
5-4-2002	...hL	9-12
5-5-2002	...hW	15-6
5-6-2002	...hW	11-0
5-22-2002	...37L+	0-10
6-16-2002	...33L\$	7-9
4-25-2003	...aL (10)	7-9
4-26-2003	...aL	5-10
4-27-2003	...aL	3-11
5-14-2004	...hW	8-3
5-15-2004	...hW	11-3
5-16-2004	...hW	8-4
5-27-2004	...44W+(13)	11-7
4-29-2005	...aW	18-14
4-30-2005	...aL	5-6
5-1-2005	...aW	6-4
4-14-2006	...hL	6-7
4-15-2006	...hW	12-3
4-16-2006	...hW	22-4
5-25-2006	...48L+	2-3
5-27-2006	...48W+(10)	8-7
5-27-2006	...48L+	11-6
6-16-2006	...33L\$	4-8
4-27-2007	...aL (11)	2-3
4-28-2007	...aL	3-10
4-29-2007	...aW	6-3
5-9-2008	...hW	5-1
5-10-2008	...hW	7-1
5-11-2008	...hL	6-16
5-24-2008	...48L+	4-10
4-24-2009	...aW	5-4
4-25-2009	...aL	5-8
4-26-2009	...aL	3-6
4-16-2010	...hW(10)	8-6
4-17-2010	...hW	4-3
4-18-2010	...hW	11-3
5-29-2010	...50L+	3-9
4-29-2011	...aL	2-4
4-30-2011	...aW	5-1
5-1-2011	...aL	1-3
5-25-2011	...34L+	0-9
4-27-2012	...hW (13)	6-5

4-28-2012	...hL	7-13
4-29-2012	...hL	8-11
5-26-2012	...50W+	5-1
4-26-2013	...aL	3-11
4-26-2013	...aL (11)	3-4
4-27-2013	...aW	14-9
5-23-2014	...50W+	3-0
4-24-2015	...hW	4-2
4-25-2015	...hL	3-11
4-26-2015	...hW (10)	5-4
4-23-2016	...aW	16-1
4-24-2016	...aW	7-5
3-31-2017	...hL	6-11
4-1-2017	...hW	5-1
4-2-2017	...hL	6-13
3-9-2018	...aL	2-3
3-10-2018	...aL	3-7
3-10-2018	...aL	2-13
4-26-2019	...hW	8-7
4-27-2019	...hW	13-8
4-28-2019	...hL	7-11
5-7-2021	...hW	6-1
5-8-2021	...hW	6-5
5-9-2021	...hW	9-8
5-6-2022	...aL	3-9
5-7-2022	...aL	9-12
5-8-2022	...aL	2-14

4-28-2006	...aW	12-4
4-29-2006	...aL	4-5
4-30-2006	...aL	1-5
3-16-2007	...hW	10-0
3-17-2007	...hW	5-2
3-18-2007	...hL	2-9
3-29-2008	...aW	5-2
3-29-2008	...aW	13-2
3-30-2008	...aW	3-2
3-13-2009	...hW	5-4
5-21-2009	...34L+	3-7
5-20-2010	...aW	15-8
5-21-2010	...aW	7-5
5-22-2010	...aL	3-6
4-22-2011	...hW	2-0
4-23-2011	...hW	8-1
4-24-2011	...hW	10-8
3-23-2012	...aL	7-15
3-24-2012	...aL	3-4
3-24-2012	...aW	2-1
3-15-2013	...hW	12-5
3-16-2013	...hW	11-3
3-17-2013	...hW	9-1
4-17-2015	...aL	0-1
4-18-2015	...aL	1-6
4-19-2015	...aL	0-4
5-19-2016	...hW	6-3
5-21-2016	...hL	3-8
5-21-2016	...hL	6-7
5-24-2016	...15W+	6-0
4-12-2019	...aL	2-9
4-13-2019	...aW	9-1
4-14-2019	...aW	7-0

4-11-1984	...hL	2-7
4-3-1985	...hL	2-4
4-10-1985	...aW	9-8
4-19-1985	...hW+	12-9
4-20-1985	...hW+	7-5
4-22-1986	...hL	3-6
5-7-1986	...aW	7-0
5-15-1986	...15W+	16-5
4-8-1987	...hW	4-2
4-15-1987	...aW	7-6
4-22-1987	...hW	12-2
5-16-1987	...21W+	7-1
4-6-1988	...aL	3-7
4-13-1988	...hL	2-4
4-21-1988	...aL	4-7
4-12-1989	...hL	5-7
4-19-1989	...aL	5-16
4-26-1989	...hW	11-4
5-14-1989	...21L+	3-9
4-27-1990	...hL	12-14
4-28-1990	...aW	8-3
4-29-1990	...hL	10-17
4-26-1991	...aL (10)	8-9
4-27-1991	...hL	0-8
4-28-1991	...aW	11-6
5-13-1991	...21L+	5-6
5-14-1991	...21L+	8-24
4-24-1992	...hW	6-2
4-25-1992	...hW (10)	7-6
4-26-1992	...hL	4-5
5-12-1992	...21L+	4-5
4-23-1993	...aW	11-0
4-24-1993	...aW	10-5
4-25-1993	...aW	6-0
5-17-1993	...21L+	8-9
5-13-1994	...hL (10)	8-9
5-14-1994	...hW	20-4
5-15-1994	...hL	4-7
5-20-1994	...21L+	6-9
4-28-1995	...aL	5-8
4-29-1995	...aL	1-6
4-30-1995	...aL	5-6
5-10-1996	...hL (10)	8-9
5-11-1996	...hW	4-0
5-12-1996	...hL	2-9
5-16-1996	...14L+	1-6
4-25-1997	...aL	4-7
4-26-1997	...aW	19-4
5-15-1997	...37L+	4-7
5-3-1998	...hW	7-6
5-4-1998	...hW	9-7
5-5-1998	...hW	14-5
5-14-1998	...34W+	10-6
4-23-1999	...aL	4-24
4-24-1999	...aL	8-13
4-25-1999	...aL	5-6
4-28-2000	...hW	7-4
4-29-2000	...hW	9-7
4-30-2000	...hL	12-13
5-19-2000	...40W+	9-8
5-20-2000	...40W+	8-4
4-20-2001	...aL	0-3
4-21-2001	...aL	1-5
4-22-2001	...aW	5-3
5-4-2002	...hL	9-12
5-5-2002	...hW	15-6
5-6-2002	...hW	11-0
5-22-2002	...37L+	0-10
6-16-2002	...33L\$	7-9
4-25-2003	...aL (10)	7-9
4-26-2003	...aL	5-10
4-27-2003	...aL	3-11
5-14-2004	...hW	8-3
5-15-2004	...hW	11-3
5-16-2004	...hW	8-4
5-27-2004	...44W+(13)	11-7
4-29-2005	...aW	18-14
4-30-2005	...aL	5-6
5-1-2005	...aW	6-4
4-14-2006	...hL	6-7
4-15-2006	...hW	12-3
4-16-2006	...hW	22-4
5-25-2006	...48L+	2-3
5-27-2006	...48W+(10)	8-7
5-27-2006	...48L+	11-6
6-16-2006	...33L\$	4-8
4-27-2007	...aL (11)	2-3
4-28-2007	...aL	3-10
4-29-2007	...aW	6-3
5-9-2008	...hW	5-1
5-10-2008	...hW	7-1
5-11-2008	...hL	6-16
5-24-2008	...48L+	4-10
4-24-2009	...aW	5-4
4-25-2009	...aL	5-8
4-26-2009	...aL	3-6
4-16-2010	...hW(10)	8-6
4-17-2010	...hW	4-3
4-18-2010	...hW	11-3
5-29-2010	...50L+	3-9
4-29-2011	...aL	2-4
4-30-2011	...aW	5-1
5-1-2011	...aL	1-3
5-25-2011	...34L+	0-9
4-27-2012	...hW (13)	6-5

4-28-2012	...hL	7-13
4-29-2012	...hL	8-11
5-26-2012	...50W+	5-1
4-26-2013	...aL	3-11
4-26-2013	...aL (11)	3-4
4-27-2013	...aW	14-9
5-23-2014	...50W+	3-0
4-24-2015	...hW	4-2
4-25-2015	...hL	3-11
4-26-2015	...hW (10)	5-4
4-23-2016	...aW	16-1
4-24-2016	...aW	7-5
3-31-2017	...hL	6-11
4-1-2017	...hW	5-1
4-2-2017	...hL	6-13
3-9-2018	...aL	2-3
3-10-2018	...aL	3-7
3-10-2018	...aL	2-13
4-26-2019	...hW	8-7

SERIES HISTORY

Connecticut

(7-3)
H: 5-2, A: 0-0, N: 2-1
 5-27-1994 . . . 32W* . . . 7-0
 3-9-1996 . . . hW . . . 1-0
 3-9-1996 . . . hW . . . 8-2
 3-9-1996 . . . hW . . . 11-8
 3-10-2000 . . . hW . . . 12-0
 3-11-2000 . . . hL . . . 5-11
 3-12-2000 . . . hW . . . 17-7
 6-3-2016 . . . 27L* . . . 6-7
 6-5-2016 . . . 27W* . . . 7-5
 2-18-18 . . . hL (10) . . . 7-9

Cornell

(1-3)
H: 1-3, A: 0-0, N: 0-0
 4-12-1901 . . . hL . . . 5-13
 4-2-1902 . . . hL . . . 5-25
 3-23-1991 . . . hW (7) . . . 10-5
 3-23-1991 . . . hL (7) . . . 7-9

Covington Mills

(2-0)
H: 1-0, A: 1-0, N: 0-0
 8-2-1946 . . . hW . . . 4-0
 8-24-1946 . . . aW . . . 11-9

Creighton

(1-1)
H: 0-0, A: 0-0, N: 1-1
 3-27-1990 . . . 18L (8) . . . 4-5
 3-31-1990 . . . 18W (10) . . . 3-2

Cumberland

(1-0)
H: 1-0, A: 0-0, N: 0-0
 4-24-1906 . . . hW . . . 11-0

Dahlonaga

(2-0)
H: 2-0, A: 0-0, N: 0-0
 5-4-1907 . . . hW# . . . 9-1
 5-1-1909 . . . hW . . . 2-1

Dartmouth

(3-3)
H: 3-2, A: 0-0, N: 0-1
 4-6-1923 . . . hW (11) . . . 1-0
 4-7-1923 . . . hW (10) . . . 3-2
 3-28-1924 . . . hL . . . 3-7
 3-29-1924 . . . 4L (7) . . . 7-11
 4-3-1925 . . . hW . . . 7-5
 4-4-1925 . . . hL . . . 0-1

Davidson

(11-2)
H: 11-2, A: 1-0, N: 0-0
 4-5-1918 . . . hL . . . 1-7
 4-6-1918 . . . hW . . . 6-1
 4-30-1920 . . . hW . . . 6-2
 5-1-1920 . . . hW . . . 5-0
 3-29-1967 . . . hW . . . 14-1
 3-30-1967 . . . hW . . . 9-0
 3-2-1983 . . . hW . . . 10-3
 3-18-1989 . . . hW (7) . . . 1-0
 3-18-1989 . . . hW (5) . . . 17-0
 4-30-1989 . . . aW . . . 12-5
 4-31-1992 . . . hW . . . 4-3
 4-6-1993 . . . hW . . . 6-4
 4-13-1994 . . . hL . . . 4-6
 4-4-1995 . . . hW . . . 7-6

DePauw

(4-0)
H: 4-0, A: 0-0, N: 0-0
 3-24-1968 . . . hW . . . 10-3
 3-29-1969 . . . hW . . . 15-1
 3-22-1971 . . . hW . . . 9-2
 3-22-1973 . . . hW . . . 13-4

Detroit Tigers

(0-2)
H: 0-2, A: 0-0, N: 0-0
 3-16-1922 . . . hL# . . . 2-4
 3-17-1922 . . . hL# . . . 4-7

Dortch's Bakery

(1-0)
H: 1-0, A: 0-0, N: 0-0
 7-31-1946 . . . hW . . . 12-4

Duke

(100-42)
 Formerly: Trinity College
H: 53-19, A: 37-20, N: 10-3
 5-4-1903 . . . hW . . . 10-0
 4-10-1905 . . . hW (12) . . . 3-2
 4-6-1906 . . . hL . . . 0-10
 4-7-1906 . . . hW . . . 5-1
 4-10-1908 . . . hL . . . 0-2
 4-11-1908 . . . hL . . . 0-5
 4-16-1909 . . . hW . . . 3-1
 4-17-1909 . . . hW . . . 3-2
 4-21-1911 . . . hL . . . 2-3

4-22-1911 . . . hW . . . 4-1
 5-5-1916 . . . hW . . . 14-3
 5-6-1916 . . . hW . . . 5-0
 3-23-1972 . . . hW . . . 21-10
 3-24-1972 . . . hW . . . 20-1
 4-11-1980 . . . aL . . . 2-11
 4-12-1980 . . . aL . . . 3-4
 3-9-1981 . . . hL . . . 1-2
 3-10-1981 . . . hL . . . 2-3
 4-10-1982 . . . aL (7) . . . 1-6
 4-10-1982 . . . aW (7) . . . 5-3
 3-10-1983 . . . hW . . . 15-8
 3-11-1983 . . . hL . . . 4-25
 4-20-1984 . . . 15W+ (10) . . . 8-4
 3-8-1985 . . . hW . . . 10-5
 3-9-1985 . . . hL . . . 3-5
 3-4-1986 . . . aW . . . 3-2
 3-5-1986 . . . aW . . . 4-3
 4-10-1987 . . . aL . . . 6-3
 4-11-1987 . . . aL . . . 2-7
 4-17-1987 . . . hW . . . 8-1
 5-13-1987 . . . 21W+ . . . 3-1
 4-10-1988 . . . aL . . . 15-16
 4-16-1988 . . . hW (7) . . . 7-2
 4-16-1988 . . . hW (7) . . . 5-3
 4-9-1989 . . . hW . . . 5-0
 4-29-1989 . . . aW (7) . . . 6-1
 4-13-1990 . . . hW . . . 12-3
 4-14-1990 . . . hW . . . 6-3
 4-15-1990 . . . hW . . . 10-2
 4-12-1991 . . . aL . . . 2-4
 4-13-1991 . . . aW . . . 8-3
 4-14-1991 . . . aL . . . 6-7
 5-11-1991 . . . 21W+ . . . 9-7
 4-10-1992 . . . hL . . . 5-11
 4-11-1992 . . . hW . . . 14-2
 4-12-1992 . . . hW . . . 6-4
 5-11-1992 . . . 21W+ . . . 7-3
 4-9-1993 . . . aW . . . 20-2
 4-10-1993 . . . aW . . . 6-2
 4-11-1993 . . . aW . . . 7-6
 4-8-1994 . . . hW . . . 7-5
 4-9-1994 . . . hW . . . 9-2
 4-10-1994 . . . hW . . . 17-10
 4-7-1995 . . . aW . . . 9-3
 4-8-1995 . . . aW . . . 10-2
 4-9-1995 . . . 34W . . . 10-5
 3-29-1996 . . . hL . . . 5-6
 3-31-1996 . . . hW (7) . . . 15-7
 3-31-1996 . . . hW (7) . . . 13-5
 5-1-1997 . . . aW . . . 13-7
 5-2-1997 . . . aW . . . 11-4
 5-3-1997 . . . aW . . . 8-3
 5-16-1997 . . . 37L+ . . . 3-5
 3-27-1998 . . . hW . . . 9-8
 3-28-1998 . . . hW . . . 6-5
 3-29-1998 . . . hW . . . 12-4
 5-13-1998 . . . 34L+ . . . 0-4
 4-9-1999 . . . aL . . . 6-7
 4-10-1999 . . . aL . . . 10-7
 4-11-1999 . . . aW . . . 6-2
 3-24-2000 . . . hW . . . 14-1
 3-25-2000 . . . hL . . . 3-4
 3-26-2000 . . . hL . . . 3-4
 5-17-2000 . . . 40W+ . . . 9-3
 4-6-2001 . . . aW . . . 9-2
 4-7-2001 . . . aL . . . 7-8
 4-8-2001 . . . aW . . . 13-3
 5-16-2001 . . . 40W+ . . . 16-2
 4-5-2002 . . . hW . . . 4-2
 4-6-2002 . . . hW (10) . . . 8-7
 4-7-2002 . . . hW . . . 15-7
 5-23-2002 . . . 37W+ . . . 6-1
 4-12-2003 . . . aW . . . 9-1
 4-12-2003 . . . aW . . . 11-1
 4-13-2003 . . . aW . . . 13-6
 5-24-2003 . . . 44W+ . . . 23-4
 5-7-2004 . . . hW (10) . . . 9-8
 5-8-2004 . . . hW . . . 9-8
 5-9-2004 . . . hW . . . 14-3
 3-4-2005 . . . aW . . . 11-3
 3-5-2005 . . . aW . . . 11-5
 3-6-2005 . . . aW . . . 19-3
 5-12-2006 . . . hW (10) . . . 7-6
 5-13-2006 . . . hW . . . 11-8
 5-14-2006 . . . hW . . . 18-6
 3-23-2007 . . . aW . . . 3-2
 3-24-2007 . . . aL . . . 0-3
 3-25-2007 . . . aW . . . 5-1
 3-21-2008 . . . hW . . . 5-4
 3-22-2008 . . . hW . . . 4-2
 3-23-2008 . . . hL . . . 3-10
 5-14-2009 . . . aW . . . 10-3
 5-15-2009 . . . aL . . . 4-6
 5-16-2009 . . . aL . . . 3-5
 4-2-2010 . . . hW . . . 13-3
 4-3-2010 . . . hW . . . 21-5
 4-4-2010 . . . hW . . . 9-4
 4-1-2011 . . . aW . . . 9-2
 4-2-2011 . . . aL . . . 3-4
 4-3-2011 . . . aW . . . 11-5
 3-31-2012 . . . hW . . . 1-0
 3-31-2012 . . . hW . . . 8-0
 4-1-2012 . . . hL . . . 3-4
 4-5-2013 . . . aL . . . 0-2

4-6-2013 . . . aW . . . 2-3
 4-7-2013 . . . aL . . . 0-3
 4-4-2014 . . . hW . . . 7-4
 4-5-2014 . . . hW . . . 5-1
 4-6-2014 . . . hW . . . 1-0
 5-22-2014 . . . 50L+ . . . 0-6
 3-13-2015 . . . aW . . . 5-2
 3-14-2015 . . . aL . . . 3-6
 3-15-2015 . . . aW . . . 4-0
 4-1-2016 . . . hW . . . 3-2
 4-2-2016 . . . hL (10) . . . 13-14
 4-3-2016 . . . hL . . . 4-10
 5-12-2017 . . . aL . . . 5-7
 5-13-2017 . . . aL . . . 5-12
 5-14-2017 . . . aW . . . 5-3
 5-17-2018 . . . hW . . . 9-6
 5-18-2018 . . . hW . . . 20-7
 5-19-2018 . . . hL . . . 5-12
 5-10-2019 . . . aW . . . 14-10
 5-11-2019 . . . aW . . . 15-3
 5-12-2019 . . . aL . . . 4-10
 5-24-2019 . . . 34W+ . . . 5-4
 3-26-2021 . . . aW . . . 5-2
 3-27-2021 . . . aW . . . 3-0
 3-28-2021 . . . aL . . . 7-9
 4-22-2022 . . . hW (10) . . . 12-11
 4-23-2022 . . . hL . . . 4-8
 4-24-2022 . . . hL . . . 14-15

Duquesne

(3-0)
H: 3-0, A: 0-0, N: 0-0
 2-23-2007 . . . hW . . . 11-2
 2-24-2007 . . . hW . . . 10-7
 2-25-2007 . . . hW . . . 15-6

Earlham

(9-0)
H: 9-0, A: 0-0, N: 0-0
 3-23-1968 . . . hW . . . 4-3
 3-21-1971 . . . hW . . . 11-8
 3-22-1971 . . . hW . . . 4-3
 3-23-1971 . . . hW . . . 3-1
 3-20-1972 . . . hW . . . 18-1
 3-21-1972 . . . hW . . . 7-2
 3-22-1974 . . . hW . . . 8-0
 3-20-1975 . . . hW . . . 22-7
 3-21-1975 . . . hW . . . 41-0

East Carolina

(0-1)
H: 0-1, A: 0-0, N: 0-0
 5-31-2003 . . . hL* . . . 3-10

East Tennessee State

(24-1)
H: 23-1, A: 0-0, N: 1-0
 3-18-1967 . . . hW . . . 5-4
 3-18-1968 . . . hW . . . 7-6
 3-19-1968 . . . hW . . . 7-5
 4-18-1970 . . . hW . . . 7-2
 2-27-1985 . . . hW (7) . . . 12-1
 2-27-1985 . . . hW (7) . . . 3-2
 3-23-1987 . . . hW . . . 20-1
 3-24-1987 . . . hW . . . 15-0
 3-25-1987 . . . hW . . . 19-8
 3-9-1988 . . . hW . . . 8-2
 3-10-1988 . . . hW . . . 12-4
 3-12-1990 . . . hW . . . 9-1
 3-13-1990 . . . hW . . . 12-1
 2-8-1991 . . . hW . . . 8-0
 2-9-1991 . . . hW . . . 7-1
 2-10-1991 . . . hW . . . 11-10
 5-10-2000 . . . hW . . . 10-6
 5-7-2001 . . . hW . . . 9-4
 3-5-2002 . . . hW (10) . . . 6-5
 2-21-2006 . . . hW . . . 7-3
 2-21-2006 . . . hW . . . 5-2
 4-1-2008 . . . hW . . . 13-6
 4-2-2008 . . . hW . . . 5-4
 5-17-2011 . . . hL . . . 6-8
 6-1-2013 . . . 52W* . . . 5-1

Eastern Kentucky

(11-1)
H: 10-1, A: 0-0, N: 1-0
 5-25-1985 . . . 17W* . . . 14-13
 2-23-1990 . . . hW . . . 6-2
 2-24-1990 . . . hW (7) . . . 3-2
 2-24-1990 . . . hW (7) . . . 7-1
 2-25-1990 . . . hW . . . 10-0
 3-21-2000 . . . hW . . . 3-2
 3-22-2000 . . . hW . . . 5-4
 3-19-2002 . . . hW . . . 6-5
 3-20-2002 . . . hW . . . 13-9
 2-19-2021 . . . hW . . . 12-6
 2-20-2021 . . . hL . . . 6-9
 2-21 . . . hW . . . 7-1

Eastern Michigan

(1-0)
H: 1-0, A: 0-0, N: 0-0
 3-10-1985 . . . hW . . . 9-7

Elmhurst

(2-1)
H: 2-1, A: 0-0, N: 0-0
 4-11-1977 . . . hW . . . 8-7
 3-29-1978 . . . hW . . . 14-1
 3-31-1981 . . . hL . . . 6-7

Elon

(4-0)
H: 4-0, A: 0-0, N: 0-0
 3-24-1984 . . . hW . . . 11-8
 2-23-2001 . . . hW . . . 18-7
 2-24-2001 . . . hW . . . 9-5
 5-31-2009 . . . hW* . . . 8-4

Erskine

(16-1)
H: 15-1, A: 1-0, N: 0-0
 3-26-1920 . . . hW . . . 4-2
 3-27-1920 . . . hW . . . 18-0
 5-5-1967 . . . hL . . . 1-4
 5-10-1967 . . . aW . . . 5-2
 4-16-1968 . . . hW . . . 5-4
 4-10-1970 . . . hW . . . 3-2
 4-11-1970 . . . hW . . . 4-3
 4-2-1971 . . . hW . . . 8-7
 4-3-1971 . . . hW . . . 2-0
 4-1-1972 . . . hW (7) . . . 2-0
 4-1-1972 . . . hW (7) . . . 4-0
 4-6-1973 . . . hW . . . 4-2
 4-5-1974 . . . hW . . . 12-4
 4-6-1974 . . . hW . . . 15-10
 3-31-1975 . . . hW . . . 3-1
 4-1-1975 . . . hW . . . 11-2
 3-26-1976 . . . hW . . . 11-9

Evansville

(5-2)
H: 5-2, A: 0-0, N: 0-0
 3-2-1979 . . . hL . . . 1-7
 3-4-1984 . . . hL . . . 5-14
 3-3-1985 . . . hW . . . 12-4
 3-6-1987 . . . hW . . . 21-5
 3-7-1987 . . . hW . . . 10-6
 2-22-1997 . . . hW . . . 9-1
 2-23-1997 . . . hW . . . 21-10

Fairfield

(1-1)
H: 1-1, A: 0-0, N: 0-0
 3-30-1978 . . . hW . . . 17-0
 3-18-1979 . . . hL . . . 3-7

Florida

(33-60-1)
H: 21-23, A: 12-37-1, N: 0-0
 4-1-1904 . . . hW . . . 10-1
 4-2-1904 . . . hW . . . 13-0
 4-15-1920 . . . hW . . . 8-0
 4-26-1920 . . . aW . . . 9-3
 4-27-1920 . . . aW (12) . . . 6-3
 4-20-1923 . . . hW . . . 2-0
 4-21-1923 . . . hW . . . 13-0
 4-5-1929 . . . aL (7) . . . 3-4
 4-6-1929 . . . aW . . . 3-1
 4-3-1930 . . . hW . . . 2-1
 4-4-1930 . . . hL . . . 1-3
 4-13-1931 . . . aL . . . 6-8
 4-14-1931 . . . aL . . . 8-9
 4-22-1931 . . . hW . . . 8-4
 4-23-1931 . . . hL . . . 3-4
 4-26-1932 . . . hL . . . 4-6
 4-26-1932 . . . hL (7) . . . 1-7
 4-9-1934 . . . hW . . . 3-2
 4-10-1934 . . . hL (7) . . . 6-18
 4-16-1937 . . . aL . . . 10-11
 4-17-1937 . . . aL . . . 4-5
 4-13-1938 . . . hL . . . 4-7
 4-14-1938 . . . hL . . . 1-11
 4-7-1939 . . . aL (7) . . . 2-14
 4-8-1939 . . . aL . . . 3-5
 4-12-1940 . . . aT (6) . . . 1-1
 4-13-1940 . . . aL . . . 1-7
 5-6-1940 . . . hW . . . 9-8
 5-7-1940 . . . hL . . . 5-8
 4-23-1941 . . . hL . . . 3-5
 4-24-1941 . . . hW . . . 4-1
 3-23-1949 . . . aL . . . 1-6
 3-24-1949 . . . aL . . . 1-11
 4-29-1949 . . . hL . . . 3-6
 4-30-1949 . . . hW . . . 11-1
 3-21-1951 . . . aL . . . 7-10
 3-22-1951 . . . aW . . . 10-8
 4-18-1951 . . . aL . . . 5-15
 4-25-1951 . . . aL . . . 6-7
 3-21-1952 . . . aL . . . 3-9
 3-22-1952 . . . aL . . . 2-13
 4-25-1952 . . . aW . . . 6-3
 4-26-1952 . . . aL . . . 5-13
 3-27-1953 . . . aL . . . 4-15
 3-28-1953 . . . aL . . . 2-13
 4-24-1953 . . . hW . . . 5-4
 4-25-1953 . . . hL . . . 2-11
 3-26-1954 . . . aL . . . 5-16
 3-27-1954 . . . aW . . . 15-4

4-19-1954 . . . hL . . . 5-15
 4-20-1954 . . . hL . . . 6-3
 3-25-1955 . . . aL . . . 3-11
 3-26-1955 . . . aW . . . 11-7
 4-11-1955 . . . hL . . . 7-11
 4-12-1955 . . . hW . . . 7-6
 3-23-1956 . . . aL . . . 3-5
 3-24-1956 . . . aL . . . 2-3
 3-24-1956 . . . aL . . . 6-7
 3-22-1957 . . . aW . . . 12-1
 3-23-1957 . . . aW . . . 10-1
 3-23-1957 . . . aW . . . 8-2
 4-4-1958 . . . hL . . . 4-6
 4-5-1958 . . . hL . . . 0-3
 5-2-1958 . . . aL (10) . . . 3-4
 5-3-1958 . . . aL . . . 1-3
 4-3-1959 . . . aL . . . 1-10
 4-4-1959 . . . aW . . . 12-4
 5-1-1959 . . . hW . . . 2-1
 5-2-1959 . . . hW . . . 17-8
 4-15-1960 . . . hL . . . 3-11
 4-16-1960 . . . hL . . . 8-14
 5-6-1960 . . . aW . . . 5-2
 5-7-1960 . . . aL . . . 4-5
 4-14-1961 . . . aL . . . 3-5
 4-15-1961 . . . aL . . . 0-11
 5-5-1961 . . . hW . . . 2-1
 5-6-1961 . . . hL . . . 1-12
 4-13-1962 . . . hL . . . 1-12
 4-14-1962

SERIES HISTORY

Fordham

(1-1)

H:1-1, A:0-0, N:0-0
2-14-2015 . . . hL . . . 4-9
2-14-2015 . . . hW . . . 7-5

Fort Benning

(0-1)

H:0-0, A:0-1, N:0-0
4-7-1943 . . . aL . . . 3-10

Fort McPherson

(2-1)

H:2-1, A:0-0, N:0-0
4-30-1904 . . . hW# . . . 11-4
3-18-1909 . . . hW# . . . 14-4
3-23-1918 . . . hL# . . . 2-3

Furman

(20-2)

H:12-1, A:8-1, N:0-0
4-20-1906 . . . hW . . . 1-0
4-21-1906 . . . hW . . . 4-3
5-1-1906 . . . aW . . . 7-4
4-26-1919 . . . aW . . . 4-3
4-27-1919 . . . aW . . . 4-2
5-14-1920 . . . aW . . . 12-1
5-15-1920 . . . aW . . . 4-0
3-27-1925 . . . hW . . . 12-2
3-28-1925 . . . hW . . . 12-3
4-3-1904 . . . hW . . . 6-3
4-4-1964 . . . hW . . . 4-3
5-1-1965 . . . aW . . . 2-0
4-9-1966 . . . hW . . . 6-0
4-12-1967 . . . hL . . . 3-7
4-27-1967 . . . aW . . . 6-1
5-1-1968 . . . aL . . . 2-3
5-9-1968 . . . hW . . . 6-5
3-22-1969 . . . hW . . . 12-7
4-24-1969 . . . aW . . . 8-3
4-16-1970 . . . hW . . . 9-3
2-17-1987 . . . hW . . . 10-4
6-3-2005 . . . hW* (10) . . . 5-4

Gardner-Webb

(6-0)

H:6-0, A:0-0, N:0-0
3-23-2002 . . . hW . . . 9-3
2-24-2002 . . . hW . . . 6-2
2-25-2020 . . . hW . . . 14-1
2-25-2022 . . . hW . . . 14-0
2-26-2022 . . . hW . . . 14-5
2-26-2022 . . . hW . . . 7-3

George Mason

(1-0)

H:0-0, A:0-0, N:1-0
5-21-1992 . . . 27W* . . . 5-4

George Washington

(5-1)

H:4-0, A:0-0, N:1-1
6-11-1948 . . . 36L* (11) . . . 2-3
6-5-1959 . . . 9W* . . . 7-2
3-19-1983 . . . hW . . . 11-4
2-28-2003 . . . hW . . . 13-4
3-1-2003 . . . hW . . . 4-2
3-2-2003 . . . hW . . . 9-2

Georgetown

(2-4)

H:1-1, A:1-3, N:0-0
3-26-1915 . . . hW . . . 6-2
3-27-1915 . . . hL . . . 2-9
4-25-1921 . . . aL . . . 1-8
4-26-1921 . . . aW . . . 3-2
4-24-1922 . . . aL . . . 7-8
4-25-1922 . . . aL . . . 3-5

Georgia

(167-215-2)

H:93-73-1, A:57-118, N:17-24-1
4-21-1898 . . . aL . . . 4-18
4-15-1899 . . . aL . . . 1-25
5-12-1900 . . . hW . . . 7-0
4-20-1901 . . . hL . . . 13-1
4-26-1902 . . . hL . . . 10-11
5-10-1902 . . . hW . . . 8-7
5-13-1902 . . . aL . . . 7-9
4-27-1903 . . . hL (10) . . . 3-5
5-12-1903 . . . aW . . . 10-5
4-26-1904 . . . hW . . . 10-4
5-4-1904 . . . aL (12) . . . 1-2
5-11-1904 . . . aL . . . 4-7
4-8-1905 . . . hW . . . 11-3
4-27-1905 . . . hW . . . 2-1
5-10-1905 . . . aW . . . 11-2
5-27-1905 . . . hW . . . 4-3
4-4-1906 . . . aL . . . 3-4
4-18-1906 . . . aW . . . 5-4
5-18-1906 . . . hW . . . 9-1
5-19-1906 . . . hW . . . 3-2
4-3-1907 . . . aW . . . 3-1
5-17-1907 . . . hW . . . 4-1
5-18-1907 . . . hW (f) . . . 9-0

4-20-1909 . . . aW . . . 3-1
4-21-1909 . . . aL . . . 0-4
5-20-1909 . . . 2W . . . 4-3
5-21-1909 . . . aW . . . 3-0
5-22-1909 . . . 2L . . . 1-2
5-10-1910 . . . aW . . . 1-0
5-11-1910 . . . aL . . . 6-7
5-20-1910 . . . 2L (6) . . . 0-0
5-21-1910 . . . 2T (14) . . . 0-2
5-4-1911 . . . aW . . . 6-0
5-5-1911 . . . aL (10) . . . 2-3
5-12-1911 . . . hW . . . 2-1
5-13-1911 . . . hL . . . 2-6
5-16-1912 . . . aL . . . 4-6
5-17-1912 . . . aL . . . 4-6
5-18-1912 . . . aL . . . 2-4
5-9-1913 . . . aW . . . 4-3
5-10-1913 . . . aW . . . 5-4
5-11-1913 . . . hL . . . 1-4
5-12-1913 . . . hW . . . 4-2
5-8-1914 . . . aL . . . 4-5
5-9-1914 . . . aL . . . 4-5
5-15-1914 . . . hL . . . 2-9
5-16-1914 . . . hW . . . 6-2
5-8-1915 . . . nT (13) . . . 1-1
5-14-1915 . . . aL . . . 4-7
5-15-1915 . . . aL . . . 2-5
5-12-1916 . . . aL . . . 6-8
5-13-1916 . . . aW . . . 9-7
5-19-1916 . . . hL . . . 2-4
5-20-1916 . . . hW . . . 5-1
5-11-1917 . . . hL . . . 0-1
5-12-1917 . . . hL . . . 1-2
5-10-1918 . . . aL . . . 0-2
5-11-1918 . . . aW . . . 4-3
5-17-1918 . . . hL . . . 2-4
5-18-1918 . . . hW (11) . . . 5-4
5-9-1919 . . . hL . . . 1-2
5-10-1919 . . . hL . . . 0-8
5-16-1919 . . . aL . . . 5-7
5-17-1919 . . . aL . . . 2-5
5-8-1925 . . . aL . . . 0-4
5-9-1925 . . . aL . . . 3-7
5-15-1925 . . . hW . . . 10-9
5-16-1925 . . . hL . . . 4-6
5-7-1926 . . . aL . . . 1-2
5-8-1926 . . . aL . . . 3-5
5-14-1926 . . . 2W . . . 7-6
5-15-1926 . . . 2W . . . 4-3
4-29-1927 . . . aL . . . 9-10
4-30-1927 . . . aL (8) . . . 1-8
5-13-1927 . . . aW . . . 10-5
5-14-1927 . . . aL . . . 8-10
5-18-1928 . . . aL . . . 5-9
5-25-1928 . . . aL . . . 2-3
5-26-1928 . . . aW . . . 7-5
5-3-1929 . . . aL . . . 2-8
5-4-1929 . . . aL . . . 1-12
5-17-1929 . . . aW . . . 9-5
5-18-1929 . . . aL . . . 1-3
5-9-1930 . . . aL . . . 6-7
5-10-1930 . . . aL . . . 3-4
5-16-1930 . . . hL . . . 3-7
5-1-1931 . . . aL . . . 6-7
5-2-1931 . . . aW . . . 5-3
5-15-1931 . . . hL . . . 0-17
5-16-1931 . . . hW . . . 11-4
5-6-1932 . . . hL . . . 3-8
5-7-1932 . . . hL . . . 2-9
5-13-1932 . . . aL . . . 0-5
5-14-1932 . . . aL . . . 9-10
5-5-1933 . . . aL . . . 1-4
5-6-1933 . . . aL . . . 2-10
5-12-1933 . . . hL . . . 3-13
5-13-1933 . . . hW . . . 9-3
5-4-1934 . . . hW . . . 9-7
5-5-1934 . . . hL . . . 3-4
5-11-1934 . . . aW (10) . . . 9-8
5-12-1934 . . . aL . . . 3-4
5-3-1935 . . . hW . . . 9-8
5-4-1935 . . . aL . . . 2-8
5-11-1935 . . . hL . . . 1-4
5-7-1937 . . . hW (12) . . . 5-4
5-8-1937 . . . aL . . . 8-13
5-14-1937 . . . aW . . . 16-11
5-15-1937 . . . hW (10) . . . 6-5
5-13-1938 . . . aL . . . 8-10
5-14-1938 . . . hL . . . 4-6
5-20-1938 . . . hW . . . 9-4
5-12-1939 . . . aL . . . 5-6
5-12-1939 . . . hW . . . 9-3
5-19-1939 . . . aL . . . 0-3
5-20-1939 . . . hL . . . 2-11
5-3-1940 . . . aL . . . 2-5
5-4-1940 . . . hL . . . 3-4
5-10-1940 . . . hL . . . 3-4
5-11-1940 . . . aL . . . 3-11
5-2-1941 . . . hL . . . 7-9
5-3-1941 . . . aL . . . 5-20
5-9-1941 . . . aL . . . 2-5
5-10-1941 . . . hL . . . 7-9
4-29-1942 . . . aL . . . 5-19
5-1-1942 . . . hL . . . 1-5
5-2-1942 . . . aL . . . 0-13
5-5-1942 . . . hW . . . 7-4

8-6-1946 . . . hW . . . 2-1
8-9-1946 . . . aW . . . 14-6
8-14-1946 . . . aW . . . 22-7
8-16-1946 . . . hW . . . 9-3
5-16-1947 . . . aW . . . 6-4
5-17-1947 . . . hL . . . 2-11
5-30-1947 . . . hW . . . 8-7
5-31-1947 . . . aW . . . 18-5
5-14-1948 . . . hL . . . 9-11
5-15-1948 . . . hW . . . 14-10
5-21-1948 . . . aL . . . 11-13
5-22-1948 . . . aL . . . 3-8
5-13-1949 . . . aL . . . 6-7
5-14-1949 . . . hW . . . 9-8
5-20-1949 . . . hW . . . 8-7
5-21-1949 . . . aL . . . 7-8
5-13-1950 . . . hW . . . 5-4
5-17-1950 . . . aW . . . 5-3
5-18-1950 . . . aL . . . 3-7
5-4-1951 . . . aL . . . 6-7
5-5-1951 . . . aL . . . 4-6
5-11-1951 . . . hW . . . 4-0
5-12-1951 . . . hW . . . 8-7
5-2-1952 . . . hW . . . 6-5
5-3-1952 . . . hL . . . 7-15
5-9-1952 . . . hL . . . 6-9
5-10-1952 . . . hL . . . 1-5
4-17-1953 . . . aL . . . 2-12
4-18-1953 . . . aL . . . 3-11
5-8-1953 . . . hW . . . 4-3
5-9-1953 . . . hL . . . 2-4
4-30-1954 . . . hL . . . 1-3
5-1-1954 . . . hL . . . 3-7
5-14-1954 . . . aL . . . 0-5
5-15-1954 . . . aL . . . 0-3
4-22-1955 . . . aL . . . 1-15
4-23-1955 . . . aW . . . 5-2
5-6-1955 . . . hL . . . 5-6
5-7-1955 . . . hW . . . 18-4
4-13-1956 . . . aL . . . 3-6
4-14-1956 . . . aL . . . 3-7
5-4-1956 . . . hL . . . 3-5
5-5-1956 . . . hW . . . 7-1
4-12-1957 . . . hW . . . 10-0
4-13-1957 . . . hL (12) . . . 3-4
5-3-1957 . . . aW . . . 3-0
5-4-1957 . . . aL . . . 0-8
4-23-1958 . . . aL . . . 4-7
5-7-1958 . . . aL . . . 4-7
5-9-1958 . . . hL . . . 5-7
5-10-1958 . . . hW . . . 12-11
4-15-1959 . . . aW . . . 4-3
5-6-1959 . . . aL . . . 3-4
5-8-1959 . . . hW . . . 6-2
5-9-1959 . . . hW . . . 12-7
4-29-1960 . . . hW . . . 9-0
5-13-1960 . . . aL . . . 4-9
5-14-1960 . . . aL . . . 8-11
4-7-1961 . . . aL . . . 6-14
4-8-1961 . . . aW . . . 6-5
4-19-1961 . . . hL (7) . . . 5-12
4-19-1961 . . . hW (7) . . . 6-2
3-27-1962 . . . aL . . . 0-11
4-18-1962 . . . aL . . . 6-7
4-24-1962 . . . aL . . . 1-2
5-1-1962 . . . hW . . . 8-7
4-13-1963 . . . hL . . . 6-15
4-16-1963 . . . aL . . . 2-4
5-3-1963 . . . hL . . . 0-5
5-4-1963 . . . aL . . . 8-12
4-2-1964 . . . aL . . . 1-2
5-5-1964 . . . hL . . . 0-4
4-1-1965 . . . aL . . . 1-10
4-6-1965 . . . hL . . . 4-12
4-20-1965 . . . hW . . . 3-1
5-4-1965 . . . aL . . . 5-10
4-6-1966 . . . hL . . . 3-4
4-13-1966 . . . aW . . . 11-2
5-4-1966 . . . hL . . . 2-4
4-5-1967 . . . hW . . . 8-2
4-18-1967 . . . aW . . . 4-3
4-25-1967 . . . hW . . . 13-6
5-2-1967 . . . aL . . . 1-2
4-23-1968 . . . aW . . . 6-2
5-2-1968 . . . hL . . . 11-14
5-8-1968 . . . aL . . . 4-5
5-13-1968 . . . 11W . . . 1-0
4-28-1969 . . . aL . . . 1-3
5-12-1969 . . . 11W . . . 9-2
5-13-1969 . . . hW . . . 1-0
4-14-1970 . . . aW . . . 11-6
4-21-1970 . . . hW . . . 4-3
4-28-1970 . . . aL . . . 1-3
5-3-1970 . . . 11L (11) . . . 2-7
4-27-1971 . . . hW . . . 9-7
5-4-1971 . . . aW . . . 9-1
5-10-1971 . . . hW . . . 7-0
5-17-1971 . . . 11W . . . 3-1
4-19-1972 . . . aL . . . 1-3
4-25-1972 . . . hW . . . 6-5
5-7-1972 . . . 11W (10) . . . 2-1
5-1-1973 . . . aW . . . 2-1
5-14-1973 . . . 11W (12) . . . 3-2
4-23-1974 . . . aL . . . 11-16
4-30-1974 . . . hW . . . 10-9

5-12-1974 . . . 11L . . . 3-5
4-23-1975 . . . hL . . . 1-5
5-6-1975 . . . aL . . . 3-4
5-12-1975 . . . 11W . . . 9-8
4-20-1976 . . . hL . . . 7-20
5-5-1976 . . . aL . . . 1-4
5-10-1976 . . . 11L . . . 5-6
4-20-1977 . . . aW . . . 8-3
5-10-1977 . . . hL . . . 1-12
4-19-1978 . . . aL . . . 8-17
5-18-1978 . . . 11L . . . 2-3
4-6-1979 . . . hL . . . 4-13
4-17-1979 . . . hW . . . 9-6
5-1-1979 . . . 11W . . . 9-6
3-27-1980 . . . aL . . . 4-6
4-29-1980 . . . hL . . . 5-12
3-12-1981 . . . aL . . . 6-16
5-7-1981 . . . hW . . . 3-2
3-9-1982 . . . aW . . . 9-7
4-28-1982 . . . hL . . . 7-9
4-30-1983 . . . aL . . . 10-11
5-1-1983 . . . hL . . . 3-15
5-1-1984 . . . hL (10) . . . 14-16
5-2-1984 . . . aL . . . 13-14
5-8-1984 . . . hL (11) . . . 8-9
5-9-1984 . . . aL . . . 8-10
3-12-1985 . . . aW . . . 9-3
3-13-1985 . . . hL . . . 4-5
5-1-1985 . . . aL . . . 3-16
5-7-1985 . . . hL . . . 4-5
4-16-1986 . . . hL . . . 3-13
4-30-1986 . . . aL . . . 2-4
4-29-1987 . . . aL . . . 4-9
5-5-1987 . . . hW . . . 11-3
5-22-1987 . . . hL* . . . 1-5
4-19-1988 . . . hW . . . 10-1
5-3-1988 . . . aW . . . 4-3
4-11-1989 . . . aL . . . 5-8
5-2-1989 . . . hW . . . 6-2
4-11-1990 . . . aL . . . 8-9
4-26-1990 . . . hW . . . 8-2
5-1-1990 . . . aL . . . 6-8
5-2-1990 . . . hW . . . 12-5
4-16-1991 . . . hW . . . 9-3
4-17-1991 . . . aL . . . 4-8
4-30-1991 . . . aL . . . 2-3
5-1-1991 . . . hW . . . 16-1
4-8-1992 . . . hW . . . 15-1
4-28-1992 . . . aW . . . 5-4
5-5-1992 . . . aL . . . 2-7
5-6-1992 . . . hW . . . 11-3
4-7-1993 . . . hW . . . 3-1
4-13-1993 . . . aW . . . 4-1
5-4-1993 . . . hL . . . 1-4
5-5-1993 . . . aW . . . 12-1
4-20-1994 . . . aL . . . 8-0
4-26-1994 . . . hW . . . 13-2
5-10-1994 . . . hW . . . 14-1
3-18-1995 . . . aW . . . 7-5
3-19-1995 . . . aL . . . 7-12
4-18-1995 . . . hL . . . 3-10
4-26-1995 . . . hW . . . 20-7
2-24-1996 . . . hW (10) . . . 6-5
2-25-1996 . . . aL . . . 2-5
4-23-1996 . . . hW . . . 4-3
4-30-1996 . . . aW . . . 10-3
3-1-1997 . . . aW . . . 9-0
3-2-1997 . . . hL . . . 1-4
4-15-1997 . . . hW . . . 6-3
4-29-1997 . . . aL . . . 4-5
4-7-1998 . . . hW . . . 8-2
4-8-1998 . . . aW . . . 3-2
4-14-1998 . . . aL . . . 5-13
4-28-1998 . . . hW . . . 21-4
3-10-1999 . . . hW . . . 3-0
4-13-1999 . . . aL . . . 1-5
4-27-1999 . . . hW . . . 8-1
5-12-1999 . . . aW . . . 11-10
2-29-2000 . . . aL . . . 1-10
3-1-2000 . . . hL . . . 5-13
3-14-2000 . . . aW (11) . . . 8-5
4-25-2000 . . . hW . . . 7-3
2-21-2001 . . . aW . . . 10-8
3-21-2001 . . . hL . . . 9-15
4-25-2001 . . . aL . . . 4-5
5-26-2001 . . . aL* . . . 5-13
5-26-2002 . . . aL . . . 1-7
3-27-2002 . . . hW . . . 9-1
4-24-2002 . . . aW . . . 6-1
5-14-2002 . . . hW (10) . . . 12-11
6-1-2002 . . . hW* . . . 3-0
6-2-2002 . . . hW* . . . 8-7
4-23-2003 . . . hL . . . 4-8
5-13-2003 . . . 45L . . . 3-10
3-24-2004 . . . aW . . . 4-3
4-14-2004 . . . hL . . . 5-6
5-11-2004 . . . 45W . . . 12-5
6-11-2004 . . . hL* . . . 5-7
6-12-2004 . . . hL* . . . 3-5
4-20-2005 . . . hW . . . 12-2
4-27-2005 . . . 45L . . . 8-11
4-12-2006 . . . hW . . . 8-2
4-26-2006 . . . aL . . . 6-12
5-11-2006 . . . 45L (11) . . . 4-5
4-18-2007 . . . hW . . . 8-2

4-24-2007 . . . 45L . . . 7-10
5-9-2007 . . . hW . . . 4-9
4-9-2008 . . . aL . . . 9-4
5-7-2008 . . . aW . . . 11-1
5-13-2008 . . . 45L . . . 2-3
6-1-2008 . . . aL* . . . 0-8
6-2-2008 . . . aL* . . . 6-18
4-14-2009 . . . aW . . . 11-6
5-12-2009 . . . 45L . . . 5-7
3-16-2010 . . . hW . . . 6-5
4-14-2010 . . . aW . . . 25-6
4-27-2010 . . . 45W . . . 6-4
3-22-2011 . . . aW . . . 15-6
4-12-2011 . . . hW . . . 5-3
4-26-2011 . . . 45L . . . 4-6
3-20-2012 . . . aL . . . 1-7
4-24-2012 . . . 45W . . . 4-3
5-9-2012 . . . hW . . . 8-6
4-9-2013 . . . aW . . . 7-5
4-23-2013 . . . 45L . . . 0-17
5-14-2013 . . . hL (11) . . . 13-14
3-4-2014 . . . aL . . . 0-1
4-15-2014 . . . hW . . . 4-1
5-13-2014 . . . 45W . . . 2-0
3-31-2015 . . . aW . . . 13-6
5-12-2015 . . . 45L . . . 0-6
4-12-2016 . . . aL . . . 1-3
4-26-2016 . . . aL . . . 5-13
5-17-2016 . . . 45W (10) . . . 6-3
4-11-2017 . . . aL . . . 1-5
4-25-2017 . . . hL . . . 5-7
5-9-2017 . . . 55L . . . 7-8
4-3-2018 . . . aL . . . 0-4
4-25-2018 . . . hL . . . 3-8
5-8-2018 . . . 55L . . . 1-3
3-26-2019 . . . hW (7) . . . 11-2
4-9-2019 . . . aL . . . 2-12
4-23-2019 . . . 55W . . . 8-6
2-28-2020 . . . aL . . . 5-6
2-29-2020 . . . hL . . . 0-12
3-1-2020 . . . 58L . . . 3-9
4-27-2021 . . . aW . . . 7-5
5-18-2021 . . . hW (14) . . . 7-6
3-4-2022 . . . hW . . . 11-7
3-5-2022 . . . aW . . . 7-0
3-6-2022 . . . 58L . . . 3-12

Georgia College

(5-2)

H:5-2, A:0-0, N:0-0
4-30-1980 . . . hW . . . 4-1
4-29-1981 . . . hW . . . 6-2
4-27-1982 . . . hW . . . 9-3
4-28-1983 . . . hW . . . 10-8
2-26-1984 . . . hW . . . 12-8
4-15-1985 . . . hL . . . 9-11
5-1-1986 . . . hL . . . 5-16

Georgia Southern

(105-32)

Formerly: Georgia Teachers College
H:58-16, A:46-16, N:1-0
5-6-1947 . . . hW . . . 8-7
5-19-1972 . . . hW . . . 4-2
5-20-1972 . . . hW . . . 3-2
5-16-1973 . . . hL . . . 5-6
5-16-1973 . . . hL . . . 2-13
4-7-1974 . . . aL . . . 5-10
4-30-1975 . . . hL . . . 6-9
5-9-1982 . . . hW . . . 2-0
5-9-1982 . . . hL . . . 3-8
2-20-1984 . . . aW . . . 15-7
2-21-1984 . . . aW . . . 18-6
5-11-1985 . . . hW . . . 15-6
5-12-1985 . . . hW . . . 3-1
2-24-1986 . . . aL . . . 1-5
2-25-1986 . .

SERIES HISTORY

5-11-1971	aW	8-2
5-8-1972	aW	13-0
4-27-1972	hW	9-2
4-20-1979	hL	9-10
5-12-1979	aL	2-3
3-25-1980	aL	12-16
5-4-1980	hW (10)	7-6
3-5-1981	aW	35-9
5-15-1981	hW	5-2
5-1-1982	hW	4-3
5-16-1982	aW	20-4
4-5-1983	aW	10-3
4-16-1983	hW	8-6
5-8-1983	hW	16-6
5-11-1983	aW	14-4
4-10-1984	aW	7-5
4-27-1984	hW	31-6
4-29-1984	hW	12-3
5-7-1984	aW	17-7
5-10-1985	hW	5-1
4-17-1986	aW	7-2
4-24-1986	hW	15-4
4-16-1992	hW	13-1
4-20-1993	hW	15-4
4-21-1993	aL (10)	4-5
4-27-1993	hW	10-4
4-5-1994	hW	4-3
4-12-1994	hW	28-3
5-11-1994	aW	23-9
3-28-1995	hW	18-7
4-25-1995	aW	11-2
4-2-1996	hW	23-4
4-9-1996	aW	4-2
4-1-1997	aW	5-4
4-23-1997	hW	16-5
4-1-1998	hW	9-5
4-29-1998	aW	6-4
2-27-1999	aW	14-8
2-28-1999	hW	9-3
2-15-2000	aL	3-4
2-16-2000	hW	14-4
3-13-2001	aW	11-3
4-4-2001	hW	23-4
3-3-2002	hW	12-5
3-13-2002	aW	11-7
4-8-2003	hW	11-3
5-6-2003	hW	11-3
4-6-2004	aW	25-3
5-18-2004	hW	13-3
2-11-2005	hL	2-5
2-23-2005	aW	11-6
2-15-2006	hW	11-9
4-19-2006	aW	13-2
2-21-2007	aL	5-9
3-21-2007	aW	3-0
3-12-2008	aW	10-6
3-25-2008	hW	12-1
3-24-2009	hL	1-10
4-15-2009	aW	18-2
5-29-2009	hW*	9-3
3-30-2010	aW	14-3
5-18-2010	hW	9-3
3-2-2011	hL	3-6
3-7-2012	aL	4-5
4-17-2012	hW	8-4
2-19-2013	hW	16-5
3-19-2014	aW	9-4
4-2-2014	hW	7-3
4-1-2015	aW	6-3
3-1-2016	hW	11-6
4-20-2016	aW	11-5
2-28-2017	hW	12-5
4-19-2017	aW	7-0
3-7-2018	aW	12-6
4-11-2018	hL	2-5
2-26-2019	hW	7-3
2-27-2019	aW	10-0
3-3-2021	hL	1-10
4-20-2021	aW	7-2
3-1-2022	aW	4-2
4-12-2022	hL	9-5

Harvard
(1-1)
H: 1-0, A: 0-0, N: 0-0
4-20-1922 ... hL 3-4
3-31-1974 ... hW 7-5

Hawai'i
(2-2)
H: 0-0, A: 2-2, N: 0-0
3-22-1986 ... aL 2-6
3-27-1986 ... aW 9-2
3-24-1990 ... aL 5-6
3-29-1990 ... aW 9-2

Hawai'i-Pacific
(2-0)
H: 0-0, A: 0-0, N: 2-0
3-24-1986 ... 18W (10) ... 4-3
3-28-1986 ... 18W ... 5-1

Henry Grady
(1-0)
H: 1-0, A: 0-0, N: 0-0
5-25-1901 ... hW# ... 8-7

Hillsdale
(20-1)
H: 20-1, A: 0-0, N: 0-0
3-29-1968 ... hW 23-3
3-30-1968 ... hW 9-1
4-1-1968 ... hW 6-1
3-24-1969 ... hW 18-2
4-5-1971 ... hW 5-0
4-3-1972 ... hW 9-3
4-4-1972 ... hW 6-5
3-24-1973 ... hW 12-5
3-23-1974 ... hW 7-1
3-30-1974 ... hW 10-4
3-29-1975 ... hW 12-2
3-27-1976 ... hW 13-4
4-5-1975 ... hW 10-7
4-3-1976 ... hW 2-1
4-2-1978 ... hW (7) ... 5-2
4-3-1978 ... hW (7) ... 16-1
3-30-1979 ... hL 4-5
3-31-1979 ... hW (7) ... 24-3
3-23-1984 ... hW (7) ... 14-0
3-23-1984 ... hW (7) ... 9-1

Hobart
(0-1)
H: 0-1, A: 0-0, N: 0-0
3-31-1902 ... hL# ... 4-8

Hope College
(13-0)
H: 13-0, A: 0-0, N: 0-0
4-8-1971 ... hW 7-3
3-27-1976 ... hW 4-3
3-25-1977 ... hW 9-6
3-25-1978 ... hW 24-6
3-31-1979 ... hW 12-11
4-1-1980 ... hW (10) ... 8-7
3-24-1981 ... hW 11-2
3-25-1981 ... hW 6-4
3-23-1982 ... hW 12-0
3-24-1982 ... hW 12-4
3-29-1983 ... hW 12-6
3-30-1983 ... hW 11-4
3-29-1984 ... hW 16-1

Houston
(0-1)
H: 0-0, A: 0-0, N: 0-1
5-24-1990 ... 28L* ... 2-4

Howard
(6-0)
H: 6-0, A: 0-0, N: 0-0
3-28-1982 ... hW 15-3
3-28-1983 ... hW 7-3
3-25-1985 ... hW (7) ... 17-1
3-25-1985 ... hW (7) ... 16-4
3-26-1987 ... hW (5) ... 11-0
3-24-1999 ... hW 14-6

Goodyear [Cartersville]
(1-0)
H: 1-0, A: 0-0, N: 0-0
4-1-1932 ... hW 3-0

Goodyear [Rockmart]
(1-0)
H: 1-0, A: 1-0, N: 0-0
4-2-1932 ... aW 16-11

Greenville [Ill.]
(2-0)
H: 2-0, A: 0-0, N: 0-0
4-2-1977 ... hW 8-6
3-24-1979 ... hW 16-5

Guilford
(1-0)
H: 1-0, A: 0-0, N: 0-0
3-12-1986 ... hW 12-0

Illinois State
(3-0)
H: 3-0, A: 0-0, N: 0-0
3-4-1983 ... hW 14-8
3-6-1983 ... hW (7) ... 5-2
3-6-1983 ... hW (7) ... 9-8

Indiana
(1-0)
H: 1-0, A: 0-0, N: 0-0
4-2-1917 ... hW 9-1

Indiana Central
(2-1)
H: 2-1, A: 0-0, N: 0-0
4-13-1968 ... hL 2-3
3-27-1970 ... hW 6-2
3-28-1970 ... hW 2-0

Indiana Southeast
(0-1)
H: 0-1, A: 0-0, N: 0-0
3-11-1981 ... hL 9-12

Indiana State
(5-0)
H: 3-0, A: 0-0, N: 2-0
2-27-2015 ... hW 1-0
2-28-2015 ... hW 15-2
3-1-2015 ... hW 7-1
6-4-2021 ... 52W* ... 7-6
6-6-2021 ... 52W* ... 9-0

Iona
(4-1)
H: 3-0, A: 0-0, N: 1-1
3-26-1990 ... 18L (8) ... 1-4
3-28-1990 ... 18W (8) ... 15-1
2-18-2005 ... hW 9-3
2-19-2005 ... hW 9-3
2-19-2005 ... hW 16-5

Jackson State
(1-0)
H: 1-0, A: 0-0, N: 0-0
3-15-2022 ... hW (8) ... 16-6

Jacksonville
(7-8)
H: 3-6, A: 3-2, N: 1-0
3-22-1965 ... aW 5-3
3-23-1965 ... aW 8-1
4-26-1968 ... hW 8-1
4-27-1968 ... hL 0-1
4-25-1969 ... hL 2-3
4-26-1969 ... hL 0-3
4-23-1971 ... hW 4-3
4-24-1971 ... hW 8-2
5-14-1971 ... aL 8-12
5-15-1971 ... aL 1-7
4-21-1972 ... hL 2-6
2-22-1987 ... aW 10-1
3-21-1987 ... hL 5-10
3-22-1987 ... hL 10-12
1-31-1999 ... 39W ... 14-1

Jacksonville State
(7-1)
H: 6-1, A: 0-0, N: 1-0
3-8-1979 ... hL (8) ... 9-17
5-2-1981 ... hW 9-5
3-5-1996 ... hW 14-7
2-26-1997 ... hW 15-12
3-11-1998 ... hW 14-4
2-22-2000 ... hW 10-2
6-4-2004 ... hW* ... 16-3
6-1-2014 ... 53W* ... 4-2

Kennesaw State
(24-9)
H: 16-5, A: 8-4, N: 0-0
4-20-1987 ... hW 19-5
5-7-1989 ... hL 2-12
2-17-2006 ... hW 3-2
2-18-2006 ... hW 7-0
2-19-2006 ... hW 5-1
2-13-2007 ... hW (10) ... 11-8
3-14-2007 ... aL 4-6
3-5-2008 ... hW 5-3
3-18-2008 ... aW 10-0

Kent State
(14-5)
H: 12-4, A: 1-0, N: 1-1
3-22-1984 ... hW 8-7
3-22-1996 ... hW 14-12
3-23-1996 ... hL 7-9
3-24-1996 ... hW 17-16
3-19-1999 ... hW 5-2
3-20-1999 ... hL 6-11
3-21-1999 ... hW 13-12
3-16-2001 ... hW 8-5
3-17-2001 ... hW 10-3
3-18-2001 ... hW 7-4
3-14-2003 ... hW 5-4
3-15-2003 ... hW 4-1
3-16-2003 ... hL 3-5
2-18-2011 ... hW 6-3
2-19-2011 ... hW 8-1
2-20-2011 ... hL 1-6
2-17-2012 ... 51L ... 0-5
2-18-2012 ... 51W ... 6-2
2-17-2022 ... aW 9-5

Lamar
(1-0)
H: 0-0, A: 0-0, N: 1-0
2-9-2001 ... 41W ... 11-9

Lewis University
(1-1)
H: 1-1, A: 0-0, N: 0-0
4-15-1971 ... hW 8-2
4-16-1971 ... hL 5-9

Liberty
(4-1)
H: 4-1, A: 0-0, N: 0-0
2-24-1984 ... hW 12-5
2-25-1984 ... hL 3-4
3-6-1989 ... hW 7-5
5-27-1993 ... hW* ... 4-1
3-15-2000 ... hW 6-1

Lipscomb
(5-0)
H: 4-0, A: 0-0, N: 1-0
4-29-1967 ... hW 9-2
5-31-2008 ... 42W* ... 6-3
2-20-2009 ... hW 9-0
2-21-2009 ... hW 13-3
2-22-2009 ... hW 5-3

Louisiana-Lafayette
(1-0)
Formerly: Southwestern La.
H: 0-0, A: 0-0, N: 1-0
5-23-1997 ... 38W* ... 8-0

Louisiana-Monroe
(2-0)
Formerly: Northeast Louisiana
H: 0-0, A: 0-0, N: 2-0
3-25-1964 ... 10W ... 7-4
3-26-1964 ... 10W ... 3-2

Louisiana State
(0-3)
H: 0-0, A: 0-2, N: 0-1
5-25-1990 ... aL* ... 5-11
2-21-1992 ... 29L ... 2-3
5-26-1996 ... aL* ... 13-29

Louisville
(7-10)
H: 2-4, A: 2-4, N: 3-2
5-15-1976 ... 13L+ ... 3-6
5-14-1977 ... 13L+ ... 3-15
5-30-2008 ... 42W* ... 8-5
3-27-2015 ... aL ... 1-4
3-28-2015 ... aL ... 3-8
3-29-2015 ... aL ... 1-4
4-13-2017 ... hL ... 0-3
4-14-2017 ... hL ... 1-10
4-15-2017 ... hL ... 4-5
3-22-2019 ... aW ... 3-1
3-23-2019 ... aW ... 4-0
3-24-2019 ... aL ... 4-5
3-5-2021 ... hL ... 6-13
3-6-2021 ... hW ... 19-6
3-7-2021 ... hW ... 13-9
5-27-2021 ... 59W+ (12) ... 9-8
5-26-2022 ... 59W+ ... 9-4

Marietta
(0-1)
H: 0-0, A: 0-1, N: 0-0
8-27-1946 ... aL ... 2-3

Marietta [Ohio]
(1-0)
H: 1-0, A: 0-0, N: 0-0
3-9-1975 ... hW ... 14-7

Marist College
(1-0)
H: 1-0, A: 0-0, N: 0-0
3-23-1909 ... hW# ... 5-0

Maryland
(73-26)
H: 43-6, A: 25-19, N: 5-1
4-28-1921 ... aL ... 6-3
4-27-1922 ... aW ... 8-3
4-5-1923 ... hW ... 4-3
4-15-1925 ... hW ... 21-4
4-7-1928 ... hW ... 8-2
5-28-1971 ... 9W* ... 9-4
3-10-1974 ... hL ... 5-7
4-17-1980 ... hL ... 9-11
4-18-1980 ... hL ... 5-9
4-25-1980 ... aL+ ... 2-9
4-18-1981 ... aL ... 4-12
4-19-1981 ... aL ... 1-4
4-18-1982 ... hW (7) ... 3-2
4-18-1982 ... hW (7) ... 5-4
3-24-1983 ... aL ... 2-5
3-25-1983 ... aL ... 5-8
3-18-1984 ... hW ... 9-2

Marshall
(1-0)
H: 1-0, A: 0-0, N: 0-0
2-18-2017 ... hW ... 11-3

Memphis
(1-4)
Formerly: Memphis State
H: 1-3, A: 0-0, N: 0-1
5-6-1966 ... hL ... 2-7
5-7-1966 ... hW ... 2-0
4-14-1972 ... hL ... 2-3
4-15-1972 ... hL ... 3-22
5-13-1977 ... 13L+ ... 2-9

Mercer
(116-57)
H: 68-26, A: 47-30, N: 1-1
4-17-1897 ... aL ... 6-9
5-7-1898 ... aL ... 8-10
5-6-1899 ... aL ... 2-14
4-7-1900 ... aL ... 1-10

Memphis
(11-16)
4-18-1984 ... 15L+ ... 0-4
3-28-1985 ... aW ... 29-2
3-29-1985 ... aL ... 6-8
4-20-1985 ... hW+ ... 8-2
3-31-1986 ... hW ... 11-4
4-1-1986 ... hW ... 26-0
5-14-1986 ... 15W+ ... 7-5
3-27-1987 ... aW ... 10-2
5-1-1987 ... hW ... 20-14
5-2-1987 ... hW ... 7-3
3-12-1988 ... hW ... 9-3
3-25-1988 ... aL ... 2-8
3-21-1989 ... hW (8) ... 6-5
3-22-1989 ... hW ... 19-7
4-14-1989 ... aW ... 14-3
3-30-1991 ... hW (7) ... 11-5
3-30-1991 ... hW (7) ... 8-2
3-31-1991 ... hW ... 3-2
3-24-1992 ... aW ... 13-6
3-25-1992 ... aL ... 5-6
3-12-1993 ... hL (7) ... 8-10
5-15-1993 ... 21W+ ... 6-0
3-22-1994 ... aW ... 12-4
3-23-1994 ... aL ... 5-6
3-24-1994 ... aW ... 12-4
3-20-1995 ... hW ... 25-17
3-21-1995 ... hW ... 18-6
3-22-1995 ... hW ... 10-7
5-3-1996 ... aW ... 13-2
5-4-1996 ... aW ... 7-1
5-5-1996 ... aW (10) ... 8-6
3-28-1997 ... hW ... 7-0
3-29-1997 ... hW ... 13-11
3-30-1997 ... hW ... 11-1
5-9-1998 ... aW ... 3-2
5-9-1998 ... aL (7) ... 1-4
5-10-1998 ... aW ... 12-3
3-26-1999 ... hW ... 11-3
3-27-1999 ... hW ... 5-1
3-28-1999 ... hW ... 13-0
4-7-2000 ... aW ... 7-3
4-8-2000 ... aW ... 8-5
4-9-2000 ... aW ... 10-3
4-23-2001 ... hW ... 15-1
4-24-2001 ... hW ... 8-1
4-25-2001 ... hW ... 11-9
4-12-2002 ... aW ... 9-6
4-13-2002 ... aL ... 8-9
4-14-2002 ... aW (7) ... 12-1
3-21-2003 ... hW ... 13-7
3-22-2003 ... hW ... 12-4
3-23-2003 ... hW ... 20-6
5-21-2004 ... 47AW ... 10-2
5-22-2004 ... 47AW ... 15-1
5-23-2004 ... 47AW ... 18-6
5-26-2004 ... 44W+ ... 4-3
4-1-2005 ... hW ... 13-8
4-2-2005 ... hL ... 1-2
4-3-2005 ... hW ... 24-4
3-31-2006 ... aW ... 15-4
4-1-2006 ... aL ... 3-6
4-2-2006 ... aL ... 5-8
3-30-2007 ... hW ... 5-4
3-31-2007 ... hW ... 16-6
4-1-2007 ... hW ... 4-2
4-18-2008 ... aL ... 5-7
4-19-2008 ... aL ... 13-14
4-20-2008 ... aL (5) ... 9-6
3-6-2009 ... hW ... 5-1
3-7-2009 ... hW ... 24-3
3-8-2009 ... hW ... 10-7
3-19-2010 ... aL ... 2-5
3-20-2010 ... aW ... 24-4
3-21-2010 ... aW ... 10-3
3-11-2011 ... hW ... 1-0
3-12-2011 ... hW ... 9-3
3-13-2011 ... hW ... 6-2
4-18-2014 ... aL ... 2-7
4-19-2014 ... aL ... 1-4
4-20-2014 ... aW (12) ... 13-6
5-25-2014 ... 50W+ ... 9-4

Marshall
(1-0)
H: 1-0, A: 0-0, N: 0-0
2-18-2017 ... hW ... 11-3

Memphis
(1-4)
Formerly: Memphis State
H: 1-3, A: 0-0, N: 0-1
5-6-1966 ... hL ... 2-7
5-7-1966 ... hW ... 2-0
4-14-1972 ... hL ... 2-3
4-15-1972 ... hL ... 3-22
5-13-1977 ... 13L+ ... 2-9

Mercer
(116-57)
H: 68-26, A: 47-30, N: 1-1
4-17-1897 ... aL ... 6-9
5-7-1898 ... aL ... 8-10
5-6-1899 ... aL ... 2-14
4-7-1900 ... aL ... 1-10

Marshall
(1-0)
H: 1-0, A: 0-0, N: 0-0
2-18-2017 ... hW ... 11-3

Memphis
(1-4)
Formerly: Memphis State
H: 1-3, A: 0-0, N: 0-1
5-6-1966 ... hL ... 2-7
5-7-1966 ... hW ... 2-0
4-14-1972 ... hL ... 2-3
4-15-1972 ... hL ... 3-22
5-13-1977 ... 13L+ ... 2-9

Mercer
(116-57)
H: 68-26, A: 47-30, N: 1-1
4-17-1897 ... aL ... 6-9
5-7-1898 ... aL ... 8-10
5-6-1899 ... aL ... 2-14
4-7-1900 ... aL ... 1-10

RECORDS

SERIES HISTORY

4-26-1901...hW.....3-0	4-9-1985.....aW.....13-5
4-27-1901...hL.....3-7	4-29-1986...hW.....16-9
6-7-1901...hL.....10-15	5-2-1986.....aW.....5-2
6-8-1901...hW.....6-5	3-11-1987...aW.....12-7
4-5-1902...hW.....8-1	5-11-1987...hW.....11-4
5-3-1902...hL.....1-10	5-9-1988...hL (7).....7-11
4-4-1903...aL.....4-6	5-9-1988...hW (7).....2-1
4-18-1903...hW.....10-3	5-6-1989...hW.....6-3
5-15-1903...aW.....9-3	5-10-1989...aL.....8-14
3-26-1904...hW.....10-4	2-13-1990...aL.....3-7
5-6-1904...aW.....4-1	4-16-1990...hW.....18-1
5-7-1904...aL (10).....2-3	4-9-1991...aW.....11-7
4-29-1905...hW#.....9-2	4-10-1991...hW.....9-6
5-12-1905...aW.....5-3	4-15-1992...aL.....2-4
5-13-1905...aW.....2-0	4-22-1992...hW.....11-5
5-20-1905...hW.....10-4	3-9-1993...aW.....8-4
3-30-1906...aW.....14-1	3-24-1993...hW.....8-5
3-31-1906...aW.....3-0	4-14-1993...hW.....7-6
4-27-1906...hW.....4-3	5-4-1994...aL (10).....5-6
4-28-1906...hW.....2-0	4-12-1995...hW.....9-2
3-30-1907...hW.....4-0	5-2-1995...aL.....5-17
4-13-1907...aW (11).....1-0	2-27-1996...hW.....7-2
3-27-1908...aL.....0-2	4-10-1996...aW.....11-8
3-28-1908...aL.....2-3	2-18-1997...aW.....12-8
4-9-1909...hL.....0-4	3-5-1997...hW.....7-6
4-10-1909...hW.....7-3	2-24-1998...hL.....9-13
5-1-1909...aL.....2-7	4-22-1998...aW.....10-6
5-4-1909...aL.....2-3	4-20-1999...hW.....7-2
4-8-1910...hW.....7-4	5-11-1999...aW.....15-12
4-9-1910...hW.....10-0	4-11-2000...aW (7).....19-6
4-29-1910...aW.....3-1	5-9-2000...hW.....16-7
4-30-1910...aW.....2-0	3-27-2001...hW.....10-4
4-7-1911...hL.....6-8	5-8-2001...aW (7).....15-2
4-14-1911...hL.....2-5	4-23-2002...hW.....12-1
4-15-1911...3W.....7-2	5-8-2002...aW.....20-7
4-5-1912...hL.....2-3	2-19-2003...aW.....9-1
4-6-1912...hW.....4-1	3-25-2003...hW.....9-1
5-10-1912...aW.....4-1	5-19-2008...hW.....7-6
5-11-1912...aL.....3-5	4-22-2008...aW.....16-9
4-4-1913...hL.....2-3	3-10-2009...hW.....17-3
4-5-1913...hW.....4-1	3-23-2010...aW.....15-8
4-11-1913...aL.....2-4	3-24-2010...hW.....19-4
4-13-1914...hL.....0-8	6-04-2010...hW#.....10-0
4-14-1914...hW.....5-1	3-29-2011...hL.....2-4
4-30-1915...hL.....1-3	4-19-2011...aL.....3-6
5-1-1915...hL.....3-7	4-10-2012...hW.....6-4
4-8-1916...aW.....6-0	5-15-2012...aL.....3-4
4-6-1917...hL.....0-2	3-5-2013...hW.....16-9
4-7-1917...hL.....1-3	4-2-2013...aL.....1-10
4-28-1917...hW.....4-2	3-25-2014...hL.....1-4
5-9-1917...aW.....5-3	4-23-2014...hL (10).....3-4
3-29-1918...hL.....0-8	4-7-2015...hW.....4-3
3-30-1918...hW.....5-2	5-6-2015...aW.....9-7
5-3-1918...hL.....3-4	4-5-2016...aW.....6-5
5-4-1918...aW.....10-0	4-19-2016...hL.....8-9
3-28-1919...aL.....1-10	3-28-2017...aW.....11-3
3-29-1919...aL (11).....4-5	4-18-2017...hW.....8-5
4-18-1919...hW (11).....3-2	3-21-2018...hL.....2-6
4-19-1919...hW.....8-1	4-10-2018...aL.....16-8
4-2-1920...aW.....3-0	3-19-2019...aW.....14-8
4-7-1922...hW.....10-3	5-14-2019...hW.....7-1
4-8-1922...hW.....1-0	2-24-2021...hW.....7-3
4-27-1923...aW.....9-3	3-8-2022...aL.....4-5
4-28-1923...aW.....9-2	4-19-2022...hW.....15-2
4-13-1928...hL.....3-7	
4-10-1931...aL.....7-9	
4-11-1931...aW.....13-1	
4-20-1931...hW.....7-3	
4-21-1931...hW.....10-7	
4-2-1954...hW.....14-4	
4-3-1954...aW.....9-5	
3-30-1955...hW.....5-4	
4-6-1955...aL.....10-11	
3-30-1956...hW.....10-2	
5-1-1956...aL.....4-6	
5-3-1960...hW.....12-2	
5-10-1960...aL.....7-9	
5-8-1962...hW.....12-2	
5-12-1962...aW.....2-1	
5-14-1963...hW.....5-0	
5-12-1964...hW.....9-7	
5-12-1965...hW.....11-5	
5-15-1965...aW.....6-2	
5-2-1966...aW (12).....3-0	
5-11-1966...hW.....7-5	
5-9-1967...hW.....4-0	
5-15-1967...aW.....9-2	
5-7-1968...aW.....12-3	
5-12-1970...aW.....3-0	
5-15-1970...hL.....5-9	
5-5-1972...hW.....4-0	
5-11-1972...aW.....5-0	
5-2-1973...hW.....4-3	
5-4-1973...aW.....7-6	
5-6-1974...hW.....7-4	
3-27-1975...aL.....0-1	
4-12-1976...hL.....1-5	
3-23-1976...aL.....6-8	
4-29-1977...aL.....3-11	
5-9-1977...hW.....9-1	
4-24-1978...hL.....5-8	
5-6-1978...aW (11).....5-4	
5-4-1979...hW.....8-6	
3-2-1981...hL.....5-7	
4-2-1985...hW.....17-5	

5-14-1982...hL.....7-10	5-15-1982...hL.....3-13
2-21-1983...aW.....4-1	2-22-1983...aL.....7-10
2-23-1983...aL.....4-10	5-25-1986...aL* (10).....6-7
5-26-1986...aL*.....9-15	5-28-1988...aL*.....2-4
5-26-1989...27W+.....9-7	5-17-1991...hW.....9-5
5-18-1991...hL.....7-10	5-19-1991...hL.....1-7
5-15-1992...aL (13).....5-6	5-16-1992...aL.....2-6
5-17-1992...aL.....3-4	4-4-1997...aL.....1-10
4-5-1997...aL.....4-9	4-6-1997...aL.....0-12
4-24-1998...hW.....22-7	4-25-1998...hL.....5-8
4-26-1998...hL.....8-9	5-6-2000...aW.....10-2
5-7-2000...aL.....2-3	5-8-2000...aL.....5-7
5-10-2002...hW.....7-6	5-11-2002...hL.....2-10
5-12-2002...hW (8).....16-8	3-28-2003...aL.....6-7
3-29-2003...aL.....8-13	3-30-2003...aL (8).....16-17
4-2-2004...hW.....17-4	4-3-2004...hL.....7-9
4-4-2004...hL.....13-16	3-25-2005...aL.....1-20
3-26-2005...aW.....17-7	3-27-2005...aW.....11-10
5-18-2006...hL.....7-8	5-19-2006...hW.....14-5
5-20-2006...hW.....12-7	5-24-2006...48W+.....2-1
5-26-2006...48W+.....7-4	4-6-2007...aW.....9-2
4-7-2007...aL (11).....2-5	4-8-2007...aL.....7-8
4-12-2008...hL.....5-10	4-12-2008...hL.....5-15
4-13-2008...hL.....3-9	5-22-2008...48L+.....12-15
3-27-2009...aW.....13-9	3-28-2009...aW.....6-4
3-28-2009...aW.....6-6	3-29-2009...aL.....2-6
5-20-2009...15L+.....6-8	5-14-2010...hW.....14-3
5-15-2010...hL.....2-9	5-16-2010...hW.....6-3
3-25-2011...aW.....8-3	3-26-2011...aW.....12-3
3-27-2011...aW.....3-3	5-15-2012...hL.....4-5
5-16-2012...hL.....6-8	5-17-2012...hW.....2-1
5-27-2012...50W+.....8-5	5-16-2013...aL.....3-8
5-17-2013...aL.....7-11	5-18-2013...aW.....10-1
3-14-2014...hL.....8-10	3-15-2014...hW.....13-7
3-15-2014...hW (10).....3-2	5-21-2014...50W+.....6-3
5-14-2015...aL.....0-3	5-15-2015...aL.....1-22
5-16-2015...aL.....4-17	5-7-2016...hW.....12-1
5-8-2016...hL.....2-12	5-9-2016...hL.....6-17
5-25-2016...15L+.....0-4	3-10-2017...aL.....8-10
3-11-2017...aW (11).....7-5	3-12-2017...aL.....7-17
5-23-2017...56L+ (13).....5-6	3-30-2018...hW.....6-1
3-31-2018...hW.....13-4	4-1-2018...hW.....4-1
3-8-2019...aW (10).....5-4	3-9-2019...aL.....5-6
3-10-2019...aL.....6-9	5-14-2021...aW.....14-3
5-15-2021...aL.....3-10	5-16-2021...aL.....4-5
4-29-2022...hW.....3-1	4-30-2022...hW.....7-5
5-1-2022...hL.....2-13	

Michigan (2-3)

H: 1-2, A: 0-0, N: 1-1

4-9-1912.....2L (7).....4-5

3-10-1995...hW.....15-8

3-11-1995...hL.....6-8

3-12-1995...hL.....5-27

2-23-2003...46W.....7-6

Michigan State (0-2-1)

H: 0-2-1, A: 0-0, N: 0-0

3-31-1932...hT.....4-4

3-25-1949...hL.....5-9

3-26-1949...hL.....2-7

Middle Tennessee State (1-0)

H: 4-1, A: 0-0, N: 0-0

5-8-1970...hW.....4-1

3-26-1972...hW.....5-2

5-18-1990...hL.....4-5

5-19-1990...hW (7).....5-0

5-20-1990...hW (8).....5-4

Milledgeville Cadets (1-0)

H: 0-0, A: 1-0, N: 0-0

5-15-1897...aW.....8-3

Milligan (16-3-1)

H: 15-3-1, A: 0-0, N: 1-0

3-26-1965...7W.....15-2

4-1-1966...hW.....11-2

4-2-1966...hW.....19-1

3-31-1967...hW.....10-2

4-1-1967...hW.....14-1

3-25-1968...hW.....2-1

3-26-1968...hW.....7-6

3-26-1969...hL.....6-10

3-27-1969...hW (13).....10-9

3-30-1970...hW.....8-4

3-31-1970...hT.....0-0

3-29-1971...hW.....3-0

3-30-1971...hW.....2-1

3-27-1972...hW.....8-6

3-28-1972...hW.....7-6

3-30-73...hW.....3-1

4-5-1975...hL.....4-9

3-23-1976...hW.....5-1

3-20-1977...hL.....3-6

3-26-1979...hW (7).....24-8

Minnesota (5-1)

H: 4-0, A: 0-0, N: 1-1

3-31-1989...26L.....4-14

3-7-1993...26W.....11-3

2-11-1994...hW.....3-1

2-12-1994...hW.....10-5

2-13-1994...hW.....8-2

2-16-2018...hW.....3-2

Mississippi (5-2)

H: 4-2, A: 1-0, N: 0-0

4-3-1914...hW.....6-4

4-4-1914...hW.....6-0

4-21-1916...hW.....9-0

4-22-1916...hW.....4-3

5-18-1959...aW+.....4-3

5-19-1959...hL+.....5-8

5-20-1959...hL+.....7-11

Mississippi State (3-11)

Formerly: Mississippi A&M

H: 1-4, A: 1-4, N: 1-3

4-27-1914...aL.....1-9

4-14-1915...hW.....8-6

4-15-1915...hL (10).....5-7

5-2-1919...aW.....6-2

5-3-1919...aL.....1-2

4-1-1927...hL.....3-10

4-2-1927...hL.....5-7

5-29-1971...9W*.....20-8

5-30-1971...9L*.....2-5

5-18-1985...16L#.....5-7

5-19-1985...16L#.....7-15

5-19-1985...aL#.....2-3

5-25-1997...aL*.....2-10

6-5-2011...hL*.....3-7

Mississippi Valley State (1-0)

H: 1-0, A: 0-0, N: 0-0

3-15-2006...hW.....13-4

Missouri State (3-0)

H: 3-0, A: 0-0, N: 0-0

2-19-2010...hW.....4-0

2-20-2010...hW.....20-3

2-21-2010...hW.....13-0

Morehead State (1-1)

H: 1-1, A: 0-0, N: 0-0

4-9-1964...hL.....1-7

5-4-1989...hW.....9-2

Navy (2-0-1)

H: 0-0, A: 1-0-1, N: 1-0

4-27-1921...aT (11).....2-2

4-26-1922...aW.....13-1

5-23-1986...19W* (14).....9-8

Nebraska (1-0)

H: 0-0, A: 0-0, N: 1-0

2-11-2001...41W.....15-8

New Orleans (19-7)

H: 9-3, A: 8-3, N: 2-1

2-22-1985...aW.....6-5

2-23-1985...aW.....7-5

4-4-1986...hL.....5-15

4-5-1986...hW.....7-0

4-6-1986...hW.....10-7

2-28-1987...aW (7).....6-5

2-28-1987...aW (7).....17-5

3-1-1987...aW.....14-11

3-29-1988...hL.....1-4

3-30-1988...hL (10).....14-15

3-31-1988...hW.....13-6

2-17-1989...aW.....10-9

2-18-1989...aL.....2-7

2-19-1989...aW (12).....7-6

3-15-1990...hW.....12-2

3-17-1990...hW (7).....7-6

3-17-1990...hW (7).....10-3

2-15-1991...aL.....5-6

2-16-1991...aL.....2-12

2-17-1991...aW.....13-3

2-22-1992...29W.....5-4

3-6-1992...hW.....7-5

3-7-1992...hW.....12-8

3-8-1992...hW.....4-0

5-23-1996...28L*.....3-13

5-25-1996...28W*.....12-7

New York Tech (3-0)

H: 3-0, A: 0-0, N: 0-0

3-2-1991...hW (7).....7-6

3-2-1991...hW (7).....17-3

3-3-1991...hW.....11-2

Newberry (2-0)

H: 2-0, A: 0-0, N: 0-0

4-14-1905...hW.....4-3

4-15-1905...hW.....6-2

Newnan (1-0)

H: 1-0, A: 0-0, N: 0-0

5-22-1901...hW.....3-2

North Carolina (82-70)

H: 41-33, A: 31-30, N: 10-7

5-10-1901...hL.....6-9

5-5-1923...hW.....9-3

6-9-1923...hL#.....1-4

4-26-1926...aW.....10-5

4-27-1926...aW.....11-3

5-4-1927...hW.....9-8

5-5-1927...hW (8).....12-4

6-10-1948...36L*.....0-15

4-12-1963...hL.....3-6

4-16-1965...hW.....3-0

4-17-1965...hW.....6-5

4-11-1966...hL.....0-3

4-19-1968...hW.....4-3

4-20-1968...hL.....3-10

4-8-1969...hL.....6-10

3-28-1971...hW.....3-2

3-19-1972...hL.....2-7

3-29-1980...aL.....4-5

4-8-1980...hL.....6-20

3-27-1981...aL.....5-10

4-10-1981...hL.....3-5

3-26-1982...aL.....7-8

4-4-1982...hL.....11-13

4-1-1983...aL.....2-4

4-10-1983...hW.....5-4

3-31-1984...hL.....4-9

4-7-1984...aL (10).....2-6

4-21-1984...15L+.....4-9

4-6-1985...hL.....3-5

4-14-1985...aL.....3-4

4-12-1986...aL.....6-8

4-20-1986...hW.....12-3

5-17-1986...15W+.....9-7

4-4-1987...hW (7).....3-1

4-4-1987...hW (7).....16-4

4-24-1987...aW.....7-5

4-3-1988...hW.....6-2

5-6-1988...aW.....7-4

5-7-1988...aW.....10-6

5-13-1988...21L+.....3-5

5-15-1988...21W+.....6-2

3-24-1989...aL.....1-6

4-21-1989...hL.....9-12	4-22-1989...hW.....2-1	4-20-1990...hW.....10-6	4-21-1990...hW.....11-5
4-22-1990...hL (11).....11-12	5-13-1990...21L+.....4-9	4-20-1991...aL (7).....4-6	4-20-1991...aW (7).....2-0
4-21-1991...aL.....0-4	4-17-1992...hW.....8-1	4-18-1992...hW.....15-4	4-19-1992...hW.....6-3
5-9-1992...21W+.....5-4	4-16-1993...aW.....4-3	4-17-1993...aL.....1-7	4-18-1993...aW.....6-2
4-1-1994...hW.....7-4	4-2-1994...hW (10).....7-6	4-3-1994...hL.....8-11	5-18-1994...21W+.....7-4
3-24-1995...aL.....9-11	3-25-1995...aL.....5-7	3-26-1995...aW.....7-5	5-19-1995...21L+.....9-12
4-19-1996...hL.....6-12	4-20-1996...hL.....7-8	4-21-1996...hL.....11-12	5-16-1996...34W+.....13-9
3-8-1997...aW.....11-8	3-9-1997...aW.....10-7	3-10-1997...aW.....9-8	5-14-1997...37W+.....7-6
3-13-1998...hL.....10-11	3-14-1998...hW.....11-4	3-15-1998...hL.....1-9	5-15-1999...aL (7).....0-5
5-15-1999...aW (7).....3-2	5-16-1999...aW.....3-2	5-19-1999...34W+.....15-4	3-17-2000...hW.....5-4
3-18-2			

SERIES HISTORY

5-21-2021	..hW	10-9
5-22-2021	..hW	10-6
4-15-2022	..aW	15-12
4-16-2022	..aL	5-10
4-17-2022	..aW	11-8

NC State (78-62)

<u>H: 37-16, A: 27-33, N: 14-13</u>		
4-22-1921	..aW	7-2
4-23-1921	..aW	6-0
5-6-1921	..hW	10-0
5-7-1921	..hL	1-4
4-25-1924	..aL	4-5
4-26-1924	..aL	4-5
4-28-1926	..aW	10-2
4-29-1926	..aW	7-5
5-6-1927	..hW	8-7
5-7-1927	..4W	8-4
4-5-1980	..hW	7-5
4-5-1980	..hW (8)	8-7
3-26-1981	..aL	2-10
4-12-1981	..hL	5-12
4-24-1981	..14L+	6-9
3-25-1982	..aL	7-13
4-3-1982	..hW	7-6
4-21-1982	..14W+	5-1
4-9-1983	..hW (7)	14-8
4-9-1983	..hL (7)	5-8
4-20-1983	..14L+	7-10
4-1-1984	..hW	18-11
4-8-1984	..aL	2-5
4-21-1984	..15W+	5-3
4-7-1985	..hW	4-3
4-13-1985	..aL	5-8
4-17-1985	..hW+	23-11
4-13-1986	..aL (10)	2-3
4-19-1986	..hW	7-6
5-16-1986	..15W+	7-3
5-17-1986	..15W+	9-6
4-5-1987	..hW	10-8
4-26-1987	..aL (7)	3-10
4-26-1987	..aW (7)	6-1
5-14-1987	..21L+	4-5
5-17-1987	..21W+	6-0
4-1-1988	..hL	2-12
4-2-1988	..hW	11-5
5-8-1988	..aL	7-11
5-12-1988	..21W+	8-5
3-25-1989	..aW	10-4
3-26-1989	..aL	3-4
5-5-1989	..hL	8-10
4-6-1990	..aL	7-10
4-7-1990	..aL	7-9
4-8-1990	..aL	10-11
5-14-1990	..21L+	6-10
4-5-1991	..hW	12-5
4-6-1991	..hW	15-13
4-7-1991	..hL	8-11
5-14-1991	..21W+	4-3
3-28-1992	..aL	6-10
3-29-1992	..aL	3-9
3-30-1992	..aL	1-4
5-10-1992	..21L+	4-7
5-7-1993	..hW	19-5
5-8-1993	..hW	10-6
5-9-1993	..hL	11-13
4-15-1994	..aL (10)	7-8
4-16-1994	..aW	11-7
4-17-1994	..aW	7-4
5-21-1994	..21L+	3-11
5-12-1995	..hW	6-4
5-13-1995	..hW	14-7
5-14-1995	..hW	8-6
5-17-1995	..21L+ (12)	5-9
4-5-1996	..aL	6-10
4-7-1996	..aW (7)	3-2
4-7-1996	..aW (7)	9-0
5-17-1996	..34W+	6-1
5-9-1997	..hW	14-13
5-10-1997	..hW	19-5
5-11-1997	..hW	7-6
4-3-1998	..aL	4-6
4-4-1998	..aW	17-13
4-5-1998	..aL	5-8
3-12-1999	..hW	9-4
3-13-1999	..hW	7-6
3-14-1999	..hL	7-12
5-21-1999	..34L+	6-9
3-31-2000	..aW	13-1
4-1-2000	..aW	11-6
4-2-2000	..aW	4-3
3-9-2001	..hL	7-9
3-10-2001	..hW	5-1
3-11-2001	..hL	8-16
5-19-2001	..40L+	4-6
3-29-2002	..aW	6-4
3-30-2002	..aW	20-12
3-30-2002	..aW	3-0
5-15-2003	..hW	8-3
5-16-2003	..hW	9-6
5-17-2003	..hL	2-7
5-23-2003	..44L+	0-6
5-25-2003	..44W+ (10)	6-5
5-2-2004	..aW	6-1

5-2-2004	..aW	7-3
3-18-2005	..hW	9-5
3-19-2005	..hW	5-0
3-20-2005	..hW	11-10
3-17-2006	..aL	1-8
3-18-2006	..aL	11-12
3-19-2006	..aW	17-11
4-20-2007	..hW	2-1
4-21-2007	..hW	4-3
4-22-2007	..hW	7-3
5-26-2007	..48L+	7-8
5-21-2008	..48W+	10-9
4-30-2010	..aL	5-6
5-01-2010	..aL	2-4
5-02-2010	..aW	5-3
5-29-2010	..50W+ (7)	17-5
3-18-2011	..hW	9-2
3-19-2011	..hW	12-0
3-20-2011	..hW	11-4
5-26-2011	..34W+(15)	6-5
3-9-2012	..aW	14-6
3-10-2012	..aL	5-8
3-11-2012	..aL	3-8
4-19-2013	..hL	4-13
4-20-2013	..hL	2-6
4-21-2013	..hL	7-8
4-25-2014	..aW	1-0
4-26-2014	..aL	0-1
4-27-2014	..aL	1-7
4-15-2016	..hL	3-8
4-16-2016	..hL	6-15
4-17-2016	..hW	16-7
5-27-2016	..15L+ (12)	5-7
3-23-2018	..aW	13-4
3-23-2018	..aL	2-5
3-25-2018	..aL	6-9
5-25-2019	..34W+	9-2
2-26-2021	..aW	9-2
2-27-2021	..aW	8-3
2-28-2021	..aW	8-4
5-29-2021	..59L+	1-8
3-25-2022	..aL	6-8
3-26-2022	..aL	5-6
3-27-2022	..aL	1-6

Oakland (6-0)

<u>H: 6-0, A: 0-0, N: 0-0</u>		
2-19-2000	..hW	9-1
2-20-2000	..hW	9-5
2-21-2000	..hW	22-3
2-27-2001	..hW (7)	16-0
2-27-2001	..hW (7)	19-4
2-28-2001	..hW (7)	18-0

Oglethorpe (22-20-1)

<u>H: 20-12, A: 0-1, N: 2-7-1</u>		
3-28-1917	..hW	6-3
3-22-1918	..hW	3-1
4-24-1918	..hW	5-1
4-10-1920	..hL	1-5
4-8-1921	..hL	3-6
4-9-1921	..hW	9-3
5-18-1921	..hW	5-0
5-18-1922	..hW	10-3
5-19-1922	..hL	3-6
5-20-1922	..hW	13-6
5-18-1923	..hW	4-2
5-19-1923	..hW	3-0
5-16-1924	..hL	0-1
5-17-1924	..hL	1-5
4-22-1925	..hW	8-7
4-23-1925	..hL	1-4
4-21-1926	..hW	8-4
4-22-1926	..hW	7-3
4-15-1927	..hW	4-3
4-16-1927	..hW	6-1
3-29-1928	..hW	12-11
3-30-1928	..hW	5-4
3-29-1929	..4T	5-5
3-30-1929	..4L	4-5
4-7-1930	..hL (8)	4-5
4-8-1930	..hL	3-5
4-9-1930	..hL	3-14
4-17-1931	..hW (8)	8-7
4-18-1931	..hL	4-6
5-8-1931	..aL	5-8
4-8-1932	..hL	0-8
4-9-1932	..hW	5-3
4-22-1932	..2L	2-7
4-23-1932	..2L	1-17
4-21-1933	..hW	6-4
4-22-1933	..hL	0-8
5-1-1933	..2L (15)	3-4
5-1-1933	..2L	4-5
4-23-1934	..hW	3-2
5-7-1934	..2W	7-4
5-8-1934	..2L	2-4
4-18-1935	..2L	2-5
4-19-1935	..2W	6-1

North Florida (1-0)

<u>H: 1-0, A: 0-0, N: 0-0</u>		
5-6-2014	..hW	9-6

North Georgia (2-0)

<u>H: 2-0, A: 0-0, N: 0-0</u>		
8-13-1946	..hW	8-2
8-21-1946	..hW	14-4

Northeastern (1-0)

<u>H: 1-0, A: 0-0, N: 0-0</u>		
3-7-2006	..hW	2-1

Northwestern (4-4)

<u>H: 4-4, A: 0-0, N: 0-0</u>		
3-23-1970	..hL	0-5
3-24-1970	..hW	1-0
3-23-1985	..hL (7)	0-1
3-23-1985	..hW (7)	6-0
3-24-1985	..aL	4-5
3-1-2019	..hW	12-1
3-2-2019	..hW	9-2
3-2-2019	..hL	5-1

Northwood Institute (4-2)

<u>H: 4-2, A: 0-0, N: 0-0</u>		
4-2-1976	..hW	12-3
4-1-1977	..hW	7-1
3-25-1978	..hL	4-8
3-23-1979	..hL	3-9
3-23-1980	..hW	12-3
4-5-1981	..hW	12-10

Notre Dame (11-11)

<u>H: 10-6, A: 1-5, N: 0-0</u>		
4-13-1924	..hL	3-4
4-11-1925	..hW	6-1
4-2-1926	..hW	7-0
4-3-1926	..hW	12-4
4-23-1930	..hL	1-3
4-24-1930	..hL	3-5
4-15-1966	..hL	6-8
4-16-1966	..hW	9-2
2-17-1996	..hW	12-4
2-18-1996	..hW	9-4
3-6-2015	..hL (10)	2-3
3-7-2015	..hW	11-7
3-8-2015	..hW	4-1
4-7-2017	..aL	3-4
4-8-2017	..aL	3-4
4-9-2017	..aL	6-9
3-29-2019	..hL	6-9
3-30-2019	..hW	11-2
3-31-2019	..hW	8-7

5-22-2019	..34W+	12-6
4-9-2021	..aL	9-10
4-10-2021	..aL	0-7
4-11-2021	..aW	4-2

Oakland (6-0)

<u>H: 6-0, A: 0-0, N: 0-0</u>		
2-19-2000	..hW	9-1
2-20-2000	..hW	9-5
2-21-2000	..hW	22-3
2-27-2001	..hW (7)	16-0
2-27-2001	..hW (7)	19-4
2-28-2001	..hW (7)	18-0

Oglethorpe (22-20-1)

<u>H: 20-12, A: 0-1, N: 2-7-1</u>		
3-28-1917	..hW	6-3
3-22-1918	..hW	3-1
4-24-1918	..hW	5-1
4-10-1920	..hL	1-5
4-8-1921	..hL	3-6
4-9-1921	..hW	9-3
5-18-1921	..hW	5-0
5-18-1922	..hW	10-3
5-19-1922	..hL	3-6
5-20-1922	..hW	13-6
5-18-1923	..hW	4-2
5-19-1923	..hW	3-0
5-16-1924	..hL	0-1
5-17-1924	..hL	1-5
4-22-1925	..hW	8-7
4-23-1925	..hL	1-4
4-21-1926	..hW	8-4
4-22-1926	..hW	7-3
4-15-1927	..hW	4-3
4-16-1927	..hW	6-1
3-29-1928	..hW	12-11
3-30-1928	..hW	5-4
3-29-1929	..4T	5-5
3-30-1929	..4L	4-5
4-7-1930	..hL (8)	4-5
4-8-1930	..hL	3-5
4-9-1930	..hL	3-14
4-17-1931	..hW (8)	8-7
4-18-1931	..hL	4-6
5-8-1931	..aL	5-8
4-8-1932	..hL	0-8
4-9-1932	..hW	5-3
4-22-1932	..2L	2-7
4-23-1932	..2L	1-17
4-21-1933	..hW	6-4
4-22-1933	..hL	0-8
5-1-1933	..2L (15)	3-4
5-1-1933	..2L	4-5
4-23-1934	..hW	3-2
5-7-1934	..2W	7-4
5-8-1934	..2L	2-4
4-18-1935	..2L	2-5
4-19-1935	..2W	6-1

Ohio (3-1)

<u>H: 3-1, A: 0-0, N: 0-0</u>		
3-22-1972	..hL	1-13
3-25-1994	..hW	6-4
3-26-1994	..hW	12-5
3-3-2015	..hW (12)	7-6

Ohio Northern (2-0)

<u>H: 2-0, A: 0-0, N: 0-0</u>		
3-8-1982	..hW	8-4
3-5-1983	..hW	8-5

Ohio State (18-7-1)

<u>H: 15-3, A: 1-1, N: 2-3-1</u>		
3-21-1924	..hL	2-4
3-22-1924	..hW	6-3
3-26-1926	..hW	

SERIES HISTORY

4-29-1992 ... hW ... 8-3

San Diego

(1-0)

H:0-0, A:0-0, N:1-0

2-26-1994 ... 31W (11) ... 5-4

Santa Clara

(2-0)

H:0-0, A:0-0, N:2-0

3-25-1986 ... 18W ... 19-11

3-27-1986 ... 18W ... 6-1

Savannah State

(5-0)

H:5-0, A:0-0, N:0-0

2-18-2004 ... hW ... 13-4

5-29-1993 ... hW ... 11-3

4-16-2013 ... hW ... 14-1

4-9-2014 ... hW ... 12-1

5-10-2016 ... hW ... 21-3

Sewanee

(22-4)

H:15-4, A:7-0, N:0-0

6-9-1900 ... hL ... 0-1

5-29-1903 ... hW ... 9-0

5-30-1903 ... hW ... 13-0

5-23-1904 ... aW ... 3-0

5-24-1904 ... aW ... 6-2

5-25-1904 ... aW ... 12-0

6-1-1905 ... hW ... 8-0

6-2-1905 ... hL ... 4-9

6-3-1905 ... hW ... 4-2

4-19-1907 ... hL ... 3-6

4-20-1907 ... hL ... 5-3

4-21-1907 ... hW (8) ... 7-4

4-24-1908 ... hW ... 7-0

4-25-1908 ... hW (11) ... 2-1

4-25-1908 ... hL (7) ... 2-3

5-14-1909 ... hW ... 7-1

4-15-1909 ... hW (7) ... 7-0

5-15-1909 ... hW (7) ... 4-0

4-24-1912 ... aW ... 4-3

4-25-1912 ... aW ... 7-1

5-2-1913 ... hW ... 13-0

5-3-1913 ... hW ... 5-1

4-26-1916 ... aW ... 3-1

4-27-1916 ... aW ... 3-2

4-20-1917 ... hW ... 5-0

4-21-1917 ... hW ... 4-1

Shorter

(2-4)

H:2-4, A:0-0, N:0-0

5-9-1975 ... hL ... 3-10

3-21-1978 ... hL ... 3-12

3-4-1980 ... hL ... 3-17

4-30-1981 ... hL ... 1-15

4-13-1984 ... hW ... 15-13

4-27-1986 ... hW ... 10-1

Siena

(2-0)

H:2-0, A:0-0, N:0-0

3-19-1994 ... hW ... 26-1

3-20-1994 ... hW ... 11-1

Sienna Heights

(1-0)

H:1-0, A:0-0, N:0-0

3-29-1982 ... hW ... 16-4

Slippery Rock

(1-0)

H:1-0, A:0-0, N:0-0

3-5-1977 ... hW ... 7-1

South Alabama

(5-2)

H:5-2, A:0-0, N:0-0

5-5-1984 ... hL ... 4-12

5-6-1984 ... hL ... 6-16

5-3-1985 ... hW ... 9-6

5-4-1985 ... hW ... 9-1

5-3-1986 ... hW ... 4-3

5-4-1986 ... hW ... 7-4

5-7-1987 ... hW ... 11-5

South Carolina

(16-34-1)

H:11-17, A:3-14, N:2-3

5-11-1928 ... hW ... 4-0

5-12-1928 ... hW ... 3-2

5-2-1929 ... hL ... 3-17

4-11-1930 ... aW ... 2-1

4-12-1930 ... aL ... 4-5

4-2-1931 ... hL ... 1-11

4-3-1931 ... hL ... 3-4

4-22-1938 ... hW ... 7-2

4-23-1938 ... hL ... 2-3

4-21-1939 ... aW ... 7-9

4-22-1939 ... aW ... 12-4

5-12-1972 ... hW ... 5-4

5-11-1973 ... aT (5) ... 2-2

5-12-1973 ... aL ... 3-11

5-13-1973 ... aL ... 0-2

4-13-1974 ... aL ... 2-4

4-13-1974 ... aL ... 1-4

5-11-1974 ... hL ... 3-6

5-11-1974 ... hL ... 1-12

5-20-1975 ... hL ... 0-6

5-20-1975 ... hL ... 1-20

4-27-1976 ... aL ... 3-6

4-27-1976 ... aL ... 0-8

5-6-1977 ... hL (12) ... 2-8

5-7-1977 ... hL ... 8-9

4-27-1978 ... aL (7) ... 3-6

4-27-1978 ... aL (7) ... 3-9

3-28-1979 ... hL ... 4-21

3-1-1982 ... hL ... 8-9

3-12-1983 ... hW ... 11-3

3-26-1984 ... aW ... 10-3

3-2-1985 ... hW ... 5-2

3-1-1986 ... hL ... 4-14

3-2-1986 ... hL (10) ... 14-15

5-27-1988 ... 19W* ... 7-6

5-29-1988 ... 19L* ... 0-5

3-27-1989 ... aL ... 3-5

5-8-1989 ... hW ... 8-7

4-17-1990 ... aL ... 0-1

4-18-1990 ... aL ... 5-10

5-10-1990 ... hL (7) ... 4-7

5-10-1990 ... hW (7) ... 11-1

4-2-1991 ... aL ... 3-4

4-23-1991 ... hL ... 4-7

5-29-1993 ... hW* ... 12-0

2-23-2002 ... 43L ... 3-8

6-14-2002 ... 33WS ... 11-0

6-18-2002 ... 33LS ... 5-9

6-4-2005 ... hW* ... 10-2

6-5-2005 ... hL* ... 3-8

6-6-2005 ... hW* ... 5-0

Southern Mississippi

(2-2)

H:2-2, A:0-0, N:0-0

5-30-2009 ... hL* ... 7-10

5-31-2009 ... hW* ... 10-3

1-1-2009 ... hL* ... 8-12

6-4-2011 ... hW* ... 6-2

Southeast Missouri State

(5-0)

H:4-0, A:0-0, N:1-0

4-10-1998 ... hW ... 13-2

4-11-1998 ... hW ... 14-4

4-11-1998 ... hW ... 6-5

5-22-1998 ... 32W* ... 14-5

5-15-2018 ... hW ... 8-5

Southern

(2-0)

H:2-0, A:0-0, N:0-0

3-1-1984 ... hW ... 13-3

3-2-1984 ... hW ... 9-3

Southern California

(0-4)

H:0-2, A:0-0, N:0-2

3-3-2000 ... 31L ... 2-9

6-2-2000 ... hL* ... 2-7

6-3-2000 ... hL* ... 3-6

2-27-2004 ... 31L ... 2-9

Stetson

(22-10-1)

H:9-6, A:13-4, N:0-0

4-9-1917 ... hW ... 4-0

4-10-1917 ... hW (10) ... 4-3

3-19-1951 ... aW ... 18-7

3-23-1953 ... aL ... 3-6

3-24-1953 ... aW ... 7-3

3-22-1954 ... aW ... 14-6

3-23-1954 ... aT ... 4-4

3-21-1955 ... aW ... 10-0

3-22-1955 ... aW ... 7-4

3-19-1956 ... aW ... 16-8

3-20-1956 ... aW ... 1-0

3-18-1957 ... aW ... 9-2

3-19-1957 ... aW ... 9-3

3-17-1958 ... aL ... 3-5

3-18-1958 ... aW ... 14-4

3-21-1960 ... aW ... 12-3

3-22-1960 ... aW ... 9-8

3-20-1961 ... aL ... 1-4

3-21-1961 ... aL ... 2-10

3-27-1965 ... aW ... 11-1

5-5-1969 ... hL (10) ... 4-5

5-6-1969 ... hL ... 2-6

4-9-1973 ... hW ... 10-3

4-10-1973 ... hW ... 4-2

4-19-1974 ... hL ... 3-7

4-20-1974 ... hW ... 18-5

4-1-1978 ... hL ... 4-5

3-4-1997 ... hW (10) ... 9-5

3-4-1998 ... hL ... 0-8

5-27-2000 ... hW* ... 24-1

5-28-2000 ... hW* ... 16-11

5-30-2003 ... hL* ... 4-5

6-3-2006 ... hW* ... 7-5

Stone Mountain Prep

(0-1)

H:0-1, A:0-0, N:0-0

3-27-1909 ... hL# ... 0-3

TCU

(1-1)

H:0-0, A:0-0, N:1-1

2-26-1988 ... 23W ... 8-4

2-28-1988 ... 23L ... 4-6

Tennessee

(45-34)

H:29-17, A:15-17, N:1-0

4-17-1902 ... aL ... 4-14

4-18-1902 ... aW ... 14-12

4-19-1902 ... aL ... 4-13

5-15-1902 ... hW ... 7-2

5-16-1902 ... hL ... 0-4

5-17-1902 ... hL ... 2-4

4-30-1903 ... aL (7) ... 1-12

5-1-1903 ... aW ... 4-2

5-2-1903 ... aL ... 5-6

5-22-1903 ... hW ... 9-8

5-23-1903 ... hL ... 5-14

5-4-1906 ... aW ... 3-2

4-17-1908 ... aW ... 10-8

4-18-1908 ... aL (7) ... 2-3

4-19-1908 ... aL (7) ... 2-6

4-3-1915 ... hL ... 4-5

5-20-1921 ... hW ... 4-1

5-21-1921 ... hW ... 4-3

4-21-1922 ... aL (5) ... 4-7

4-22-1922 ... aW ... 8-4

5-5-1922 ... hW ... 4-1

5-6-1922 ... hW ... 9-5

5-2-1928 ... hW ... 1-0

5-3-1928 ... hW ... 5-4

4-8-

SERIES HISTORY

3-12-1987	.hW	18-2
3-28-1987	.aL	2-3
3-29-1987	.aL	3-19
3-19-1988	.hW (10)	11-10
3-20-1988	.hL	9-12
3-27-1988	.aW	13-2
4-14-1988	.21W+	5-4
3-10-1989	.hW	18-0
4-16-1989	.aW (7)	3-2
4-16-1989	.aW (7)	6-2
5-13-1989	.21W+	3-0
3-9-1990	.hW	17-6
3-10-1990	.hW	9-4
3-11-1990	.hW	13-6
3-25-1991	.aL	5-6
3-26-1991	.aW	11-1
3-27-1991	.aW	13-0
5-13-1991	.21W+	9-3
3-13-1992	.hW (7)	4-3
3-13-1992	.hW (7)	10-4
3-14-1992	.hW (10)	5-4
3-26-1993	.aW (10)	6-3
3-28-1993	.aL (7)	2-3
3-28-1993	.aW (7)	7-5
3-11-1994	.hW	4-1
3-12-1994	.hW	6-2
3-13-1994	.hW	7-6
4-21-1995	.aL	1-2
4-22-1995	.aW	18-13
4-23-1995	.aL	1-4
5-18-1995	.21W+	3-2
3-16-1996	.hW	7-6
3-16-1996	.hW	5-4
3-17-1996	.hW	13-5
5-18-1996	.34L+	4-8
4-11-1997	.aW	8-2
4-13-1997	.aW (7)	4-2
4-13-1997	.aL (7)	8-10
3-6-1998	.hW	5-3
3-7-1998	.hW	27-4
4-2-1999	.aL (14)	6-7
4-3-1999	.aW	7-6
4-4-1999	.aL	5-6
4-14-2000	.hW	8-4
4-15-2000	.hW	5-1
4-16-2000	.hW	12-6
3-30-2001	.aL	1-3
3-31-2001	.aW	10-3
4-1-2001	.aW	13-9
4-26-2002	.hL	1-5
4-27-2002	.hW (12)	3-2
4-28-2002	.hW	9-3
5-9-2003	.aW	7-0
5-10-2003	.aW	5-2
5-11-2003	.aW	1-0
3-12-2004	.hL	3-4
3-13-2004	.hL	1-2
3-14-2004	.hL (10)	5-8
4-22-2005	.aL	2-4
4-23-2005	.aL	2-9
4-24-2005	.aL	1-2
5-28-2005	.48W+	4-3
3-10-2006	.hW	8-2
3-11-2006	.hW	7-6
3-12-2006	.hL	3-6
4-13-2007	.aW (11)	2-1
4-14-2007	.aL	6-7
5-24-2007	.47L+	1-4
5-15-2008	.aL	2-4
5-16-2008	.aW	14-8
5-17-2008	.aW	9-7
4-11-2009	.hW	7-6
4-11-2009	.hL	10-11
4-12-2009	.hT	4-4
4-9-2010	.aL	4-7
4-10-2010	.aW	9-7
4-11-2010	.aL	1-9
4-8-2011	.aL	2-6
4-9-2011	.aL	9-12
4-10-2011	.aW	10-8
5-11-2012	.aL	5-6
5-12-2012	.aL	2-4
5-13-2012	.aW (13)	5-4
5-25-2012	.50W (7)	17-6
4-12-2013	.hW	2-1
4-13-2013	.hL	2-7
4-14-2013	.hW (6)	3-2
5-23-2013	.35L+	2-8
5-9-2014	.aL	3-4
5-10-2014	.aL (11)	3-4
5-11-2014	.aL	1-3
4-10-2015	.hL	4-14
4-11-2015	.hW	11-4
4-12-2015	.hW	4-3
5-19-2015	.34L+	0-11
5-13-2016	.aL	3-6
5-14-2016	.aL	4-9
5-15-2016	.aW	5-4
5-18-2017	.hW	14-7
5-19-2017	.hL	3-16
5-20-2017	.hL	9-10
5-11-2018	.aL	6-8
5-12-2018	.aW	5-1
5-14-2018	.aL	4-8
3-16-2019	.hL	8-9

3-17-2019	.hW	7-3
3-19-2019	.hW	6-5
4-1-2021	.hW	6-5
4-2-2021	.hL	2-8
4-3-2021	.hL	4-11
4-1-2022	.aL	6-4
4-2-2022	.aL	9-13
4-3-2022	.aL	9-18

Virginia Tech (42-20)
H: 26-10, A: 16-8, N: 0-2

5-3-1980	.hL (10)	11-12
5-12-1981	.hL	3-4
5-10-1983	.hW	18-8
3-14-1997	.hW	7-3
3-15-1997	.hW	9-8
3-16-1997	.hW	20-13
5-13-2005	.hW	10-0
5-14-2005	.hW	27-2
5-15-2005	.hW	11-1
4-7-2006	.aL	6-8
4-9-2006	.aW	17-11
4-9-2006	.aW	5-3
3-9-2007	.hL	3-5
3-10-2007	.hW	19-4
3-11-2007	.hL	4-5
3-7-2008	.hW	14-1
3-8-2008	.hW	6-4
3-9-2008	.hW	2-1
3-20-2009	.aW	10-9
3-21-2009	.aL	5-9
3-22-2009	.aW	18-8
4-23-2010	.hL	1-3
4-24-2010	.hL	3-10
4-25-2010	.hW	14-12
5-27-2010	.50L+	2-6
5-19-2011	.aW	11-4
5-20-2011	.aL	5-7
5-21-2011	.aW	5-3
3-16-2012	.hW	12-3
3-17-2012	.hL	9-12
3-18-2012	.hW	9-1
3-8-2013	.aW	11-1
3-9-2013	.aW	14-9
3-10-2013	.aL	2-6
5-24-2013	.34L+	2-3
5-2-2014	.hW (11)	7-6
5-3-2014	.hW	3-1
5-4-2014	.hL	6-7
4-3-2015	.aW	11-5
4-4-2015	.aL	8-9
4-5-2015	.aW	7-6
3-18-2016	.hW	14-4
3-19-2016	.hW	8-3
3-20-2016	.hW	16-8
4-21-2017	.aW	13-3
4-21-2017	.aL	4-8
4-21-2017	.aW	6-4
3-16-2018	.hW	16-9
3-17-2018	.hL	8-10
3-18-2018	.hW	10-6
4-18-2019	.aL	2-3
4-19-2019	.aW	7-5
4-19-2019	.aW	4-3
3-6-2020	.hW	4-3
3-7-2020	.hW	7-5
3-8-2020	.hL	6-7
4-16-2021	.aW	15-11
4-17-2021	.aL	0-7
4-18-2021	.aW	11-4
3-11-2022	.hW	9-8
3-13-2022	.hW	12-6
3-13-2022	.hW (14)	7-6

Wake Forest (78-47-1)
H: 46-19, A: 23-23-1, N: 9-5

4-9-1898	.hL	2-12
4-6-1899	.hL	2-9
4-25-1900	.hW	3-0
5-1-1901	.hW	23-12
4-23-1903	.hL	5-9
4-28-1913	.hL	2-7
3-29-1957	.hW	6-4
3-30-1957	.hL	7-8
3-31-1971	.hW	11-0
4-5-1972	.hL	6-7
4-6-1972	.hW	8-5
3-15-1980	.hL	4-9
3-28-1981	.aL	6-7
4-4-1981	.hW	21-20
3-13-1982	.hL	3-4
4-11-1982	.aL	7-12
4-23-1982	.14L+	6-8
3-27-1983	.hW	8-5
4-2-1983	.aL	6-10
3-25-1984	.aW	11-4
4-15-1984	.hW	6-4
4-19-1984	.15W+ (12)	4-3
3-16-1985	.hW	6-4
3-27-1985	.aT	9-9
4-18-1985	.hW+	15-11
3-15-1986	.hW	8-2
4-14-1986	.aL	2-14

4-12-1987	.aW	13-9
4-18-1987	.hW (11)	9-8
4-19-1987	.hW	19-5
5-15-1987	.21W+	5-3
4-8-1988	.aW (11)	8-6
4-9-1988	.aW	8-5
4-15-1988	.hW	9-2
5-11-1988	.21W+	4-3
4-7-1989	.hW (7)	4-3
4-7-1989	.hW (7)	12-3
5-15-1989	.21L*	3-5
5-4-1990	.aL	5-11
5-5-1990	.aL (7)	3-8
5-6-1990	.aL (8)	2-3
5-12-1990	.21W+	3-1
5-2-1991	.hW	15-6
5-3-1991	.hW	18-12
5-1-1992	.aL	6-7
5-2-1992	.aW	13-5
5-3-1992	.aW (10)	9-8
4-29-1993	.hW	13-8
4-30-1993	.hW	8-4
5-1-1993	.hW	10-8
4-22-1994	.aL	1-2
4-23-1994	.aW	7-5
4-24-1994	.aL	2-14
5-19-1994	.21W+	6-0
4-14-1995	.hW	12-10
4-15-1995	.hW	13-11
4-16-1995	.hW	9-2
4-12-1996	.aL	2-4
4-13-1996	.aW	13-2
4-14-1996	.aL	1-7
3-21-1997	.hW	14-3
3-22-1997	.hW	10-7
3-23-1997	.hW	8-7
3-22-1998	.aW	5-1
3-23-1998	.aW	9-5
3-23-1998	.aL	0-7
5-15-1998	.34L+	1-2
4-16-1999	.hL	1-22
4-17-1999	.hL	3-12
4-18-1999	.hW	8-6
5-12-2000	.aW	10-8
5-13-2000	.aW	20-10
5-14-2000	.aL	5-9
5-18-2000	.40W+	6-3
4-13-2001	.hW	18-11
4-14-2001	.hL	10-14
4-15-2001	.hL	4-14
5-18-2001	.40L+	3-4
3-15-2002	.aL	9-10
3-16-2002	.aL	5-11
4-18-2003	.hW	2-0
4-19-2003	.hW	10-4
4-20-2003	.hW	5-3
5-22-2003	.44W+	9-8
3-19-2004	.aW (10)	9-8
3-20-2004	.aL	4-8
3-21-2004	.aW	9-2
3-11-2005	.hW	15-5
3-12-2005	.hW	16-14
3-13-2005	.hW	16-5
5-25-2005	.47W+	9-8
4-25-2008	.hW	12-1
4-26-2008	.hW	14-6
4-27-2008	.hL	5-7
4-17-2009	.aW	13-2
4-18-2009	.aW	8-1
4-19-2009	.aW	6-0
3-12-2010	.hW	9-1
3-13-2010	.hW	15-8
3-14-2010	.hW	6-5
4-15-2011	.aW	5-1
4-16-2011	.aL	4-6
4-17-2011	.aW(12)	6-5
4-13-2012	.aL	2-4
4-14-2012	.aW	8-7
4-15-2012	.aL	3-11
3-29-2013	.hW	5-1
3-30-2013	.hW	8-1
3-30-2013	.hL	6-8
3-7-2014	.hL	2-9
3-8-2014	.hL	8-12
3-9-2014	.hW	5-1
5-20-2014	.50W+	5-3
4-24-2017	.aW (11)	7-6
4-25-2017	.aL	8-17
4-26-2017	.aL	4-8
5-25-2017	.57L+	4-5
4-27-2018	.hW	7-0
4-28-2018	.hW	5-1
4-29-2018	.hL	3-6
3-19-2021	.aL	2-6
3-20-2021	.aW	3-1
3-21-2021	.aW	8-1
3-18-2022	.hL	3-5
3-19-2022	.hL	7-27
3-20-2022	.hW	14-5

Washington Senators (0-1)
H: 0-0, A: 0-0, N: 0-1

3-11-1911	.2L#	1-7
-----------	------	-----

Washington & Lee (7-3)
H: 4-2, A: 3-1, N: 0-0

4-29-1921	.aW	2-0
4-30-1921	.aW (12)	6-3
5-13-1921	.hW	4-1
5-14-1921	.hW	8-4
4-28-1922	.aL	5-6
4-29-1922	.aW (10)	4-3
5-12-1922	.hL	2-3
5-13-1922	.hW	3-0
3-28-1927	.hW	6-3
3-29-1927	.hL	0-2

Washington Senators (0-1)
H: 0-0, A: 0-0, N: 0-1

3-11-1911	.2L#	1-7
-----------	------	-----

West Georgia (11-9)
H: 10-6, A: 1-2, N: 0-1

5-10-1966	.hL	2-4
5-13-1967	.hL (7)	0-5
5-13-1967	.hW (7)	5-3
3-11-1974	.hW	15-9
5-2-1974	.hL	12-13
3-28-1975	.aL	2-3
4-8-1976	.hL	2-15
5-13-1976	.24L	5-9
4-18-1977	.hL	2-6
4-26-1977	.aW	11-2
4-22-1978	.hW	8-2
4-23-1979	.hW	13-9
4-24-1979	.aL	6-7
5-9-1981	.hW	17-0
5-10-1982	.hW	8-3
5-9-1983	.hW	16-6
5-11-1984	.hL	7-9
4-8-1985	.hW	17-5
4-3-1986	.hW	11-2
4-12-1988	.hW	3-1

West Liberty (1-0)
H: 1-0, A: 0-0, N: 0-0

4-3-1969	.hW	7-5
----------	-----	-----

West Virginia (5-0)
H: 5-0, A: 0-0, N: 0-0

3-3-1995	.hW (6)	11-1
3-4-1995	.hW	8-2
2-20-1999	.hW	8-2
2-21-1999	.hW	7-6
2-16-201		

YEAR-BY-YEAR RESULTS

Neutral Site Designations & Records

1.	Atlanta-Fulton County Stadium, Atlanta, Ga.	0-3
2.	Ponce de Leon Park, Atlanta, Ga.	4-13-1
3.	Griffin, Ga. (field unknown)	1-1
4.	Spiller's Field, Atlanta, Ga.	1-7-1
5.	Columbia, S.C. (field unknown)	2-0
6.	Montgomery, Ala. (field unknown)	3-2-1
7.	Rollins College, Winter Park, Fla.	3-3-1
8.	Miami, Fla. (field unknown)	4-1-2
9.	Sims Legion Park, Gastonia, N.C.	4-4
10.	Seminole Field, Tallahassee, Fla.	4-0
11.	Luther Williams Field, Macon, Ga.	7-4
12.	Americus, Ga. (field unknown)	2-4
13.	Nat Buring Field, Memphis, Tenn.	1-2
14.	Boshamer Stadium, Chapel Hill, N.C.	2-7
15.	Durham Athletic Park, Durham, N.C.	10-7
16.	Smith-Wills Stadium, Jackson, Miss.	0-2
17.	Dick Howser Stadium, Tallahassee, Fla.	4-3
18.	Rainbow Stadium, Honolulu, Hawaii	11-5
19.	Mark Light Stadium, Miami, Fla.	5-1
20.	Municipal Stadium, West Palm Beach, Fla.	0-5
21.	Municipal Stadium, Greenville, S.C.	19-16
22.	Tiger Field, Douglas, Ga.	1-0
23.	Barnson Field/Wilson Stadium, Las Vegas, Nev.	5-4
24.	Douglasville, Ga. (field unknown)	0-1
25.	Gainesville, Ga. (field unknown)	1-0
26.	Hubert H. Humphrey Metrodome, Minneapolis, Minn.	3-4
27.	McKethan Stadium-Perry Field, Gainesville, Fla.	7-6
28.	Alex Box Stadium, Baton Rouge, La.	3-2
29.	Louisiana Superdome, New Orleans, La.	2-1
30.	Osceola County Stadium, Kissimmee, Fla.	4-3
31.	Titan Field, Fullerton, Calif.	1-4
32.	Eck Stadium-Tyler Field, Wichita, Kan.	6-3
33.	Rosenblatt Stadium, Omaha, Neb.	4-5
34.	Durham Bulls Athletic Park, Durham, N.C.	10-11
35.	Lindsey Nelson Stadium, Knoxville, Tenn.	2-2
36.	Griffith Stadium, Charlotte, N.C.	0-2
37.	Al Lang Stadium, St. Petersburg, Fla.	3-4
38.	Dudy Noble Field, Starkville, Miss.	2-1
39.	Disney's Wide World of Sports, Lake Buena Vista, Fla.	1-5-1
40.	Knight's Stadium, Fort Mill, S.C.	7-2
41.	Reckling Park, Houston, Tex.	2-0
42.	Frank Foley Field, Athens, Ga.	2-1
43.	Coastal Federal Field, Myrtle Beach, S.C.	4-1
44.	Salem Memorial Stadium, Salem, Va.	8-3
45.	Turner Field, Atlanta, Ga.	5-9
46.	Grayson Stadium, Savannah, Ga.	2-0
47.	Ripken Stadium, Aberdeen, Md.	3-0
48.	Baseball Grounds of Jacksonville, Jacksonville, Fla.	9-6
49.	USA Baseball National Training Complex, Cary, NC	1-2
50.	NewBridge Bank Park, Greensboro, N.C.	9-3
51.	Winthrop Baseball Park, Rock Hill, S.C.	1-1
52.	Hawkins Field, Nashville, Tenn.	3-2
53.	Swayze Field, Oxford, Miss.	1-2
54.	Springs Brooks Stadium, Conway, S.C.	2-1
55.	SunTrust Park, Atlanta, Ga.	1-1
56.	Louisville Slugger Field, Louisville, Ky.	0-1
57.	Patterson Stadium, Louisville, Ky.	0-1
58.	Gwinnett Stripers Stadium, Lawrenceville, Ga.	0-2
59.	Truist Park, Charlotte, N.C.	2-3
60.	Canal Park, Akron, Ohio	1-0

COACH UNKNOWN
5 seasons

1895 (0-0)

Home: 0-0; Away: 0-0; Neutral: 0-0
A. 12 nL 4-16 Atlanta Colts [exh] 0-0

1896 (0-1)

Home: 0-0; Away: 0-1; Neutral: 0-0
A. 15 nL 8-20 Atlanta Colts [exh] 0-0
A. 25 aL 4-5 Winder 0-1

1897 (1-2)

Home: 0-0; Away: 1-2; Neutral: 0-0
A. 10 aL 4-6 Auburn 0-1
A. 17 aL 6-9 Mercer 0-2
M. 15 aW 8-3 Milledgeville Cadets 1-2

1898 (1-3)

Home: 0-1; Away: 1-2; Neutral: 0-0
A. 8 aL 2-5 Atlanta Spellers [exh] 0-0
A. 9 hL 2-12 Wake Forest 0-1
A. 16 aW 4-3 Auburn 1-1
A. 21 aL 4-18 Georgia 1-2
M. 7 aL 8-10 Mercer 1-3

1899 (2-3)

Home: 1-1; Away: 1-2; Neutral: 0-0
A. 6 hL 2-9 Wake Forest 0-1
A. 8 aW 10-8 Auburn 1-1
A. 15 aL 1-25 Georgia 1-2
A. 22 hW 6-4 Auburn 2-2
M. 6 aL 2-14 Mercer 2-3

COACH TODD

2 seasons; 12-9 (.571)

1900 (3-4)

Home: 3-2; Away: 0-2; Neutral: 0-0
A. 7 aL 1-10 Mercer 0-1
A. 25 hW 3-0 Wake Forest 1-1
M. 5 aL 4-9 Auburn 1-2
M. 12 hW 7-0 Georgia 2-2
M. 26 hL 4-5 Rome (10) 2-3
J. 2 hW 12-8 Merchants 3-3
J. 9 hL 0-1 Sewanee 3-4

1901 (9-5)

Home: 9-5; Away: 0-0; Neutral: 0-0
A. 5 hL 5-6 Vanderbilt 0-1
A. 6 hW 8-0 Vanderbilt 1-1
A. 12 hL 5-13 Cornell 1-2
A. 20 hW 13-1 Georgia 2-2
A. 26 hW 3-0 Mercer 3-2
A. 27 hL 3-7 Mercer 3-3
M. 1 hW 23-12 Wake Forest 4-3
M. 4 hW 15-12 Auburn 5-3
M. 10 hL 6-9 North Carolina 5-4
M. 17 hW 9-0 Central [forfeit] 6-4
M. 18 hW 15-6 Central 7-4
M. 22 hW 3-2 Newman 8-4
M. 25 hW 8-7 Henry Grady [exh] 8-4
J. 7 hL 10-15 Mercer 8-5
J. 8 hW 6-5 Mercer 9-5
Home games at Brinsbire Park

COACH SAMMY STRANG

1 season; 5-8 (.385)

1902 (5-8)

Home: 4-5; Away: 1-3; Neutral: 0-0
M. 31 hL 4-8 Hobart [exh] 0-0
A. 2 hL 5-25 Cornell 0-1
A. 5 hW 8-1 Mercer 1-1
A. 9 aL 1-12 Atlanta Pretzels [exh] 1-1
A. 12 hW 12-4 Clemson 2-1
A. 17 aL 4-14 Tennessee 2-2
A. 18 aW 14-12 Tennessee 3-2
A. 19 aL 4-13 Tennessee 3-3
A. 26 hL 10-11 Georgia 3-4
M. 3 hL 1-10 Mercer 3-5
M. 10 hW 8-7 Georgia 4-5
M. 13 aL 7-9 Georgia 4-6
M. 15 hW 7-2 Tennessee 5-6
M. 16 hL 0-4 Tennessee 5-7
M. 17 hL 2-4 Tennessee 5-8
Home games at Brinsbire Park

COACH IRVING

1 season; 9-9 (.500)

1903 (9-9)

Home: 6-6; Away: 3-3; Neutral: 0-0
M. 28 hW 11-3 Atl. Athletic Club [exh] 0-0
A. 4 aL 4-6 Mercer 0-1
A. 11 hL 1-5 Clemson 0-2
A. 18 hW 10-3 Mercer 1-2
A. 21 aL 5-22 Atlanta Crackers [exh] 1-2
A. 23 hL 5-9 Wake Forest 1-3
A. 24 aL 1-16 Atlanta Crackers [exh] 1-3
A. 25 hW 8-7 Auburn 2-3
A. 27 hL 3-5 Georgia (10) 2-4
A. 30 aL 1-12 Tennessee (7) 2-5
M. 1 aW 4-2 Tennessee 3-5
M. 2 aL 5-6 Mercer 3-6
M. 4 hW 10-0 Trinity (Duke) 4-6
M. 9 hL 2-7 Vanderbilt 4-7
M. 9 hL 2-4 Vanderbilt 4-8
M. 12 aW 10-5 Georgia 5-8
M. 15 aW 9-3 Mercer 6-8
M. 22 hW 9-8 Tennessee 7-8
M. 23 hL 5-14 Tennessee 7-9
M. 29 hW 9-0 Sewanee 8-9
M. 30 hW 13-0 Sewanee 9-9
Home games at Brinsbire Park

COACH JOHN HEISMAN

14 seasons; 163-97-5 (.625)

1904 (15-7)

Home: 10-1; Away: 5-6; Neutral: 0-0
M. 23 aL 1-6 Atlanta Crackers [exh] 0-0
M. 26 hW 10-4 Mercer 1-0
A. 1 hW 10-1 Florida 2-0
A. 2 hW 13-0 Florida 3-0
A. 8 hW 8-4 Alabama 4-0
A. 9 hW 11-4 Alabama 5-0
A. 9 hW 8-3 Alabama 6-0
A. 15 hW 8-0 Wofford 7-0
A. 16 hW 23-7 Wofford 8-0
A. 22 hL 1-6 Clemson 8-1
A. 23 hW 4-3 Auburn 9-1
A. 26 hW 10-4 Georgia 10-1
A. 30 hW 11-4 Fort McPherson [exh] 10-1
M. 4 aL 1-2 Georgia (12) 10-2
M. 6 aW 4-1 Mercer 11-2
M. 7 aL 2-3 Mercer (10) 11-3
M. 11 aL 4-7 Georgia 11-4
M. 14 aL 1-11 Clemson 11-5
M. 19 aL 1-3 Vanderbilt 11-6
M. 20 aW 3-1 Vanderbilt 12-6
M. 21 aL 2-5 Vanderbilt 12-7
M. 23 aW 3-0 Sewanee 13-7
M. 24 aW 6-2 Sewanee 14-7
M. 25 aW 12-0 Sewanee 15-7
Home games at Brinsbire and Piedmont Parks

1905 (13-4)

Home: 10-4; Away: 3-0; Neutral: 0-0
A. 8 hW 11-3 Georgia 1-0
A. 10 hW 3-2 Trinity (Duke) (12) 2-0
A. 14 hW 4-3 Newberry 3-0
A. 15 hW 6-2 Newberry 4-0
A. 22 hW 5-4 Clemson 5-0
A. 22 hL 3-5 Clemson 5-1
A. 27 hW 2-1 Georgia 6-1
A. 29 hW 9-2 Mercer [exh] 6-1
M. 5 hL 0-1 Auburn 6-2
M. 6 hL 2-4 Auburn 6-3
M. 10 aW 11-2 Georgia 7-3
M. 12 aW 5-3 Mercer 8-3
M. 13 aW 2-0 Mercer 9-3
M. 20 hW 10-4 Mercer 10-3
M. 27 hW 4-3 Georgia 11-3
J. 1 hW 8-0 Sewanee 12-3
J. 2 hL 4-9 Sewanee 12-4
J. 3 hW 4-2 Sewanee 13-4

1906 (23-3)

Home: 16-2; Away: 7-1; Neutral: 0-0
M. 24 hW 3-1 Clemson 1-0
M. 29 hL 4-16 Cleveland Indians [exh] 1-0
M. 30 aW 14-1 Mercer 2-0
M. 31 aW 3-0 Mercer 3-0
A. 4 aL 3-4 Georgia 3-1
A. 6 hL 0-10 Trinity (Duke) 3-2

YEAR-BY-YEAR RESULTS

A. 7	hW	5-1	Trinity [Duke]	4-2
A. 12	hW	5-1	Vanderbilt	5-2
A. 3	hW	5-4	Vanderbilt	6-2
A. 14	hW	2-1	Vanderbilt	7-2
A. 18	aW	5-4	Georgia	8-2
A. 20	hW	1-0	Furman	9-2
A. 21	hW	4-3	Furman	10-2
A. 27	hW	4-3	Mercer	11-2
A. 28	hW	2-0	Mercer	12-2
A. 30	aW	6-0	Clemson	13-2
M. 1	aW	7-4	Furman	14-2
M. 2	aW	3-1	Wofford	15-2
M. 3	aL	4-8	Bingham [exh]	15-2
M. 4	aW	3-2	Tennessee	16-2
M. 11	hL	1-2	Auburn (11)	16-3
M. 12	hW	5-0	Auburn	17-3
M. 12	hW	4-0	Auburn (8)	18-3
M. 18	hW	9-1	Georgia	19-3
M. 19	hW	3-2	Georgia	20-3
M. 24	hW	11-0	Cumberland	21-3
M. 26	hW	7-1	Wofford	22-3
M. 26	hW	7-0	Wofford	23-3

1907 (10-5-1)
Home: 6-1-1; Away: 4-4; Neutral: 0-0

M. 30	hW	4-0	Mercer	1-0
A. 3	aW	3-1	Georgia	2-0
A. 5	hW	4-2	Clemson	3-0
A. 6	hT	2-2	Clemson (11)	3-0-1
A. 13	aW	1-0	Mercer (11)	4-0-1
A. 19	hL	3-6	Sewanee	4-1-1
A. 20	hW	5-3	Sewanee	5-1-1
A. 21	hW	7-4	Sewanee (8)	6-1-1
A. 25	aL	0-6	Vanderbilt	6-2-1
A. 26	aL	5-6	Vanderbilt	6-3-1
A. 27	aW	3-2	Vanderbilt	7-3-1
M. 4	hW	9-1	Dahlonega [exh]	7-3-1
M. 10	aL	2-3	Auburn	7-4-1
M. 11	aW	2-0	Auburn (12)	8-4-1
M. 12	aL	1-4	Auburn (7)	8-5-1
M. 17	hW	4-1	Georgia	9-5-1
M. 18	hW	9-0	Georgia [forfeit]	10-5-1

1908 (9-12)
Home: 7-4; Away: 2-8; Neutral: 0-0

M. 27	aL	0-2	Mercer	0-1
M. 28	aL	2-3	Mercer	0-2
A. 3	hW	4-3	Clemson	1-2
A. 4	hW	5-4	Clemson (11)	2-2
A. 10	hL	0-2	Trinity [Duke]	2-3
A. 11	hL	0-5	Trinity [Duke]	2-4
A. 17	aW	10-8	Tennessee	3-4
A. 18	aL	2-3	Tennessee (7)	3-5
A. 19	aL	2-6	Tennessee (7)	3-6
A. 24	hW	7-0	Sewanee	4-6
A. 25	hW	2-1	Sewanee (11)	5-6
A. 25	hL	2-3	Sewanee (7)	5-7
M. 1	hL	0-1	Auburn	5-8
M. 2	hW	7-2	Auburn	6-8
M. 8	aL	1-5	Alabama	6-9
M. 9	aL	0-1	Alabama (10)	6-10
M. 10	aL	3-10	Alabama	6-11
M. 11	aW	6-0	Auburn	7-11
M. 12	aL	3-8	Auburn	7-12
M. 15	hW	14-2	Central [Ky.]	8-12
M. 16	hW	7-0	Central [Ky.]	9-12

1909 (13-8-1)
Home: 9-3-1; Away: 3-4; Neutral: 1-1

M. 18	hW	14-4	Fort McPherson [exh]	0-0
M. 20	hW	4-2	Riverside Acad. [exh]	0-0
M. 23	hW	5-0	Marist College [exh]	0-0
M. 27	hL	0-3	Stone Mtn. Prep [exh]	0-0
A. 2	hT	2-2	Vanderbilt (10)	0-0-1
A. 3	hL	1-6	Vanderbilt	0-1-1
A. 3	hW	5-3	Vanderbilt	1-1-1
A. 9	hL	0-4	Mercer	1-2-1
A. 10	hW	7-3	Mercer	2-2-1
A. 16	hW	3-1	Trinity [Duke]	3-2-1
A. 17	hW	3-2	Trinity [Duke]	4-2-1
A. 20	aW	3-1	Georgia	5-2-1
A. 21	aL	0-4	Georgia	5-3-1
A. 29	aL	0-6	Auburn	5-4-1
A. 30	aW	8-2	Auburn	6-4-1
M. 1	hW	2-1	Dahlonega	7-4-1
M. 3	aL	2-7	Mercer	7-5-1
M. 4	aL	2-3	Mercer	7-6-1
M. 7	hL	0-2	Auburn	7-7-1
M. 8	hW	6-5	Auburn	8-7-1
M. 14	hW	7-1	Sewanee	9-7-1
M. 15	hW	7-0	Sewanee (7)	10-7-1
M. 15	hW	4-0	Sewanee (7)	11-7-1
M. 20	2W	4-3	Georgia	12-7-1
M. 21	aW	3-0	Georgia	13-7-1
M. 22	2L	1-2	Georgia	13-8-1

1910 (11-5-1)
Home: 7-1; Away: 4-3; Neutral: 0-1-1

M. 5	2L	2-5	Philadelphia A's [exh]	0-0
------	----	-----	------------------------	-----

M. 9	hL	3-5	Philadelphia A's [exh]	0-0
M. 12	2L	0-12	Philadelphia A's [exh]	0-0
A. 2	aL	3-4	Alabama	0-1
A. 3	aW	3-1	Alabama	1-1
A. 8	hW	7-4	Mercer	2-1
A. 9	hW	10-0	Mercer	3-1
A. 15	aL	1-16	Auburn	3-2
A. 22	hL	3-4	Vanderbilt	3-3
A. 23	hW	3-2	Vanderbilt (10)	4-3
A. 29	aW	3-1	Mercer	5-3
A. 30	aW	2-0	Mercer	6-3
M. 6	hW	3-1	Auburn	7-3
M. 10	aL	1-0	Georgia	8-3
M. 11	aL	6-7	Georgia	8-4
M. 13	hW	5-0	Clemson	9-4
M. 14	hW	4-0	Clemson (7)	10-4
M. 15	hW	11-3	Clemson (7)	11-4
M. 20	2L	0-2	Georgia (6)	11-4-1
M. 21	2T	0-0	Georgia (14)	11-5-1

1911 (7-6)
Home: 4-3; Away: 2-2; Neutral: 1-1

M. 11	2L	1-7	Washington Senators [exh]	0-0
A. 7	hL	6-8	Mercer	0-1
A. 14	3L	2-5	Mercer	0-2
A. 15	3W	7-2	Mercer	1-2
A. 17	hW	4-1	Auburn	2-2
A. 18	hW	9-4	Auburn	3-2
A. 21	hL	2-3	Trinity [Duke]	3-3
A. 22	hW	4-1	Trinity [Duke]	4-3
A. 28	aW	4-3	Alabama	5-3
A. 29	aL	1-2	Alabama	5-4
M. 4	aW	6-0	Georgia	6-4
M. 5	aL	2-3	Georgia (10)	6-5
M. 12	hW	2-1	Georgia	7-5
M. 13	hL	2-6	Georgia	7-6

1912 (8-10)
Home: 5-3; Away: 3-6; Neutral: 0-1

A. 5	hL	2-3	Mercer	0-1
A. 6	hW	4-1	Mercer	1-1
A. 9	2L	4-5	Michigan (7)	1-2
A. 12	hL	4-6	Clemson	1-3
A. 13	hW	4-2	Clemson	2-3
A. 19	hW	6-2	Vanderbilt	3-3
A. 24	aW	4-3	Sewanee	4-3
A. 25	aW	7-1	Sewanee	5-3
A. 26	aL	0-2	Vanderbilt	5-4
A. 27	aL	1-2	Vanderbilt	5-5
M. 2	hW	3-2	Auburn	6-5
A. 6	hL	5-7	Auburn	6-6
M. 4	hW	5-3	Auburn	7-6
M. 10	aW	4-1	Mercer	8-6
M. 11	aL	3-5	Mercer	8-7
M. 16	aL	4-6	Georgia	8-8
M. 17	aL	4-6	Georgia	8-9
M. 18	aL	2-4	Georgia	8-10

1913 (9-8)
Home: 6-3; Away: 3-5; Neutral: 0-0

M. 28	hW	3-0	Clemson	1-0
M. 29	hW	3-1	Clemson	2-0
A. 4	hL	2-3	Mercer	2-1
A. 5	hW	4-1	Mercer	3-1
A. 11	aL	2-4	Mercer	3-2
A. 18	aL	2-3	Auburn	3-3
A. 19	aW	11-4	Auburn	4-3
A. 19	aL	3-4	Auburn	4-4
A. 25	aL	3-7	Alabama	4-5
A. 26	aL	4-5	Alabama	4-6
A. 28	hL	2-7	Wake Forest	4-7
M. 2	hW	13-0	Sewanee	5-7
M. 3	hW	5-1	Sewanee	6-7
M. 9	aW	4-3	Georgia	7-7
M. 10	aW	5-4	Georgia	8-7
M. 11	hL	1-4	Georgia	8-8
M. 12	hW	4-2	Georgia	8-8

1914 (12-8)
Home: 10-4; Away: 2-4; Neutral: 0-0

M. 27	hL	4-9	Auburn	0-1
M. 28	hW	10-5	Auburn	1-1
A. 3	hW	6-4	Mississippi	2-1
A. 4	hW	6-0	Mississippi	3-1
A. 9	hW	3-2	Illinois	4-1
A. 10	hW	5-2	Illinois	5-1
A. 13	hL	0-8	Mercer	5-2
A. 14	hW	5-1	Mercer	6-2
A. 17	hL	3-11	Vanderbilt	6-3
A. 18	hW	18-6	Vanderbilt	7-3
A. 24	aL	2-11	Alabama	7-4
A. 25	aW	12-8	Alabama	8-4
A. 25	aW	7-0	Alabama	9-4
A. 27	aL	1-9	Mississippi State	9-5
M. 1	hW	4-3	Alabama	10-5
M. 2	hW	5-4	Alabama	11-5
M. 8	aL	4-5	Georgia	11-6
M. 9	aL	4-5	Georgia	11-7
M. 15	hL	2-9	Georgia	11-8

M. 16	hW	6-2	Georgia	12-8
-------	----	-----	---------	------

1915 (7-8-2)
Home: 4-6-1; Away: 3-2-1; Neutral: 0-0

M. 18	hL	2-7	Buffalo [exh]	0-0
M. 19	hL	0-8	Buffalo [exh]	0-0
M. 26	hW	6-2	Georgetown	1-0
M. 27	hL	2-9	Georgetown	1-1
A. 3	hL	4-5	Tennessee	1-2
A. 9	hL	1-2	Alabama	1-3
A. 10	hW	7-6	Alabama	2-3
A. 14	hW	8-6	Mississippi St.	3-3
A. 15	hL	5-7	Mississippi St. (10)	3-4
A. 16	aT	6-6	Auburn	3-4-1
A. 17	aW	12-2	Auburn	4-4-1
A. 18	aW	7-1	Auburn	5-4-1
A. 21	aW	7-2	Vanderbilt	6-4-1
A. 24	hW	4-3	Vanderbilt (11)	7-4-1
A. 30	hL	1-3	Mercer	7-5-1
M. 1	hL	3-7	Mercer	7-6-1
M. 8	hT	1-1	Georgia (13)	7-6-2
M. 14	aL	4-7	Georgia	7-7-2
M. 15	aL	2-5	Georgia	7-8-2

1916 (14-6)
Home: 9-4; Away: 5-2; Neutral: 0-0

A. 1	hW	7-6	W.Va. Wesleyan	1-0
A. 2	hL	2-3	W.Va. Wesleyan	1-1
A. 8	aW	6-0	Mercer	2-1
A. 14	hW	6-4	Auburn	3-1
A. 15	hL	9-10	Auburn	3-2
A. 16	hL	0-3	Auburn	3-3
A. 21	hW	9-0	Mississippi	4-3
A. 22	hW	4-3	Mississippi	5-3
A. 26	aW	3-1	Sewanee	6-3
A. 27	aW	3-2	Sewanee	7-3
A. 28	aL	3-4	Vanderbilt	7-4
A. 29	aW	5-2	Vanderbilt	8-4
M. 1	hW	6-1	Vanderbilt	9-4
M. 2	hW	4-2	Vanderbilt	10-4
M. 5	hW	14-3	Trinity [Duke]	11-4
M. 6	hW	5-0	Trinity [Duke]	12-4
M. 12	aL	6-8	Georgia	12-5
M. 13	aW	9-7	Georgia	13-5
M. 19	hL	2-4	Georgia	13-6
M. 20	hW	5-1	Georgia	14-6

1917 (12-7)
Home: 9-5; Away: 1-2; Neutral: 2-0

M. 28	hW	6-3	Oglethorpe	1-0
M. 30	hW	4-3	Bingham-Mebane	2-0
M. 31	hW	11-2	Bingham-Mebane (7)	3-0
M. 31	hL	3-4	Bingham-Mebane (7)	3-1
A. 2	hW	9-1	Indiana	4-1
A. 6	hL	0-2	Mercer	4-2
A. 7	hL	1-3	Mercer	4-3
A. 9	hW	4-0	Stetson	5-3
A. 10	hW	4-3	Stetson (10)	6-3
A. 14	aL	4-5	Auburn (10)	6-4
A. 14	aL	1-4	Auburn	6-5
A. 20	hW	5-0	Sewanee	7-5
A. 21	hW	4-1	Sewanee	8-5
A. 25	5W	3-2	Clemson	9-5
A. 26	5W	5-1	Clemson	10-5
A. 28	hW	4-2	Mercer	11-5
M. 9	aW	5-3	Mercer	12-5
M. 11	hL	0-1	Georgia	12-6
M. 12	hL	1-2	Georgia	12-7

COACH JOE BEAN
3 seasons; 35-18 (.660)

1918 (10-7)
Home: 6-4; Away: 4-3; Neutral: 0-0

M. 22	hW	3-1	Oglethorpe	1-0
M. 23	hL	2-3	Fort McPherson [exh]	1-0
M. 29	hL	0-8	Mercer	1-1
M. 30	hW	5-2	Mercer	2-1
A. 5	hL	1-7	Davidson	2-2
A. 6	hW	6-1	Davidson	3-2
A. 12	aW	8-4	Auburn	4-2
A. 13	aL	4-10	Auburn	5-3
A. 20	aW	8-3	Auburn	6-3
A. 21	aL	0-6	Auburn (5)	6-4
A. 24	hW	5-1	Oglethorpe	6-4
A. 27	hW	4-1	Vanderbilt	7-4
A. 3	hL	3-4	Mercer	7-5
M. 4	aW	10-0	Mercer	8-5
M. 10	aL	0-2	Georgia	8-6
M. 11	aW	4-3	Georgia	9-6</

YEAR-BY-YEAR RESULTS

M. 5	hW	4-1	Tennessee	10-7
M. 6	hW	9-3	Tennessee	11-7
M. 12	hL	2-5	Washington & Lee	11-8
M. 13	hW	3-0	Washington & Lee	12-8
M. 18	hW	10-3	Oglethorpe	13-8
M. 19	hL	3-6	Oglethorpe	13-9
M. 20	hW	13-6	Oglethorpe	14-9

Home games at Grand Field

1923 (16-2-2)

Home: 12-2; Away: 3-0-1; Neutral: 1-0-1

M. 28	hW	7-3	Penn State	1-0
M. 29	hW	14-2	Penn State	2-0
M. 31	hL	2-3	Pennsylvania (11)	2-1
A. 5	hW	4-3	Maryland	3-1
A. 6	hW	1-0	Dartmouth (11)	4-1
A. 7	hW	3-2	Dartmouth (10)	5-1
A. 14	hL	3-7	Auburn	5-2
A. 20	hW	2-0	Florida	6-2
A. 21	hW	13-0	Florida	7-2
A. 23	at	2-2	Auburn (5)	7-2-1
A. 24	6T	1-1	Auburn (6)	7-2-2
A. 25	aW	6-3	Alabama	8-2-2
A. 26	6W	11-2	Alabama	9-2-2
A. 27	aW	9-3	Mercer	10-2-2
A. 28	aW	9-3	Mercer	11-2-2
M. 5	hW	9-2	North Carolina	12-2-2
M. 11	hW	9-5	Kentucky	13-2-2
M. 12	hW	10-2	Kentucky	14-2-2
M. 18	hW	4-2	Oglethorpe	15-2-2
M. 19	hW	3-0	Oglethorpe	16-2-2
J. 9	hL	1-4	North Carolina [exh]	16-2-2

Home games at Grand Field

1924 (9-14)

Home: 6-7; Away: 3-6; Neutral: 0-1

M. 21	hL	2-4	Ohio State	0-1
M. 22	hW	6-3	Ohio State	1-1
M. 28	hL	3-7	Dartmouth	1-2
M. 29	4L	7-11	Dartmouth (7)	1-3
A. 5	aW	17-5	Auburn	2-3
A. 6	aW	2-0	Auburn	3-3
A. 13	hL	3-4	Notre Dame	3-4
A. 19	hW	2-1	Penn State (11)	4-4
A. 20	hW	5-0	Penn State	5-4
A. 25	aL	4-5	N.C. State	5-5
A. 26	aL	4-5	N.C. State	5-6
A. 28	aL	4-8	Virginia	5-7
A. 29	aW	3-1	Virginia	6-7
M. 1	aL	4-8	Pennsylvania	6-8
M. 2	aL	1-4	Penn State	6-9
M. 3	aL	0-6	Penn State	6-10
M. 6	hL	4-7	Virginia (11)	6-11
M. 7	hW	2-1	Virginia	7-11
M. 9	hL	6-8	Alabama (10)	7-12
M. 14	hW	7-6	Auburn	8-12
M. 15	hW	2-0	Auburn	9-12
M. 16	hL	0-1	Oglethorpe	9-13
M. 17	hL	1-5	Oglethorpe	9-14

Home games at Grand Field

1925 (14-7)

Home: 10-3; Away: 4-4; Neutral: 0-0

M. 20	hW	4-0	Clemson	1-0
M. 21	hW	6-0	Clemson	2-0
M. 27	hW	12-2	Furman	3-0
M. 28	hW	12-3	Furman	4-0
A. 3	hW	7-5	Dartmouth	5-0
A. 4	hL	0-1	Dartmouth	5-1
A. 11	hW	6-1	Notre Dame	6-1
A. 15	hW	21-4	Maryland	7-1
A. 17	aW	9-2	Alabama	8-1
A. 18	aL	10-17	Alabama	8-2
A. 22	hW	8-7	Oglethorpe	9-2
A. 23	hL	1-4	Oglethorpe	9-3
A. 24	hW	25-2	Auburn	10-3
A. 25	aW	10-8	Auburn	11-3
A. 30	aW	4-3	Kentucky	12-3
M. 1	aL	1-2	Vanderbilt	12-4
M. 2	aW	9-5	Vanderbilt	13-4
M. 8	aL	0-4	Georgia	13-5
M. 9	aL	3-7	Georgia	13-6
M. 15	hW	10-9	Georgia	14-6
M. 16	hL	4-6	Georgia	14-7

Home games at Grand Field

Tech lost exhibition to Atlanta Crackers

1926 (21-4-1)

Home: 12-1-1; Away: 5-3; Neutral: 4-0

M. 19	hW	5-2	Clemson	1-0
M. 20	hL	5-6	Clemson (10)	1-1
M. 26	hW	10-1	Ohio State (7)	2-1
M. 27	hW	11-4	Ohio State	3-1
A. 2	hW	7-0	Notre Dame	4-1
A. 3	hW	12-4	Notre Dame	5-1
A. 9	hW	5-0	Auburn	6-1
A. 10	hW	13-7	Auburn	7-1
A. 14	hW	7-5	Alabama	8-1
A. 15	hT	8-8	Alabama (10)	8-1-1

A. 16	6W	12-6	Alabama	9-1-1
A. 17	6W	12-10	Alabama	10-1-1
A. 21	hW	8-4	Oglethorpe	11-1-1
A. 22	hW	7-3	Oglethorpe	12-1-1
A. 23	hW	13-3	Vanderbilt	13-1-1
A. 24	hW	10-6	Vanderbilt	14-1-1
A. 26	aW	10-5	North Carolina	15-1-1
A. 27	aW	11-3	North Carolina	16-1-1
A. 28	aW	10-2	N.C. State	17-1-1
A. 29	aW	7-5	N.C. State	18-1-1
A. 30	aL	6-7	Virginia	18-2-1
M. 1	aW	7-6	Virginia	19-2-1
M. 7	aL	1-2	Georgia	19-3-1
M. 8	aL	3-5	Georgia	19-4-1
M. 14	2W	7-6	Georgia	20-4-1
M. 15	2W	4-3	Georgia	21-4-1

Home games at Grand Field

1927 (18-10)

Home: 14-3; Away: 3-3; Neutral: 1-4

M. 12	aL	2-6	Atlanta Crackers [exh]	0-0
M. 18	hW	11-5	Clemson	1-0
M. 19	hW	10-1	Clemson	2-0
M. 25	hW	14-1	Ohio State	3-0
M. 26	hW	9-3	Ohio State	4-0
M. 28	hW	6-3	Washington & Lee	5-0
M. 29	hL	0-2	Washington & Lee	5-1
A. 1	hL	3-10	Mississippi A&M	5-2
A. 2	hL	5-7	Mississippi A&M	5-3
A. 8	6L	2-10	Auburn	5-4
A. 9	6L	5-7	Auburn	5-5
A. 11	hW	3-2	Kentucky	6-5
A. 12	hW	7-5	Kentucky	7-5
A. 15	hW	4-3	Oglethorpe	8-5
A. 16	hW	6-1	Oglethorpe	9-5
A. 20	hW	9-4	Alabama	10-5
A. 21	hW	7-6	Alabama	11-5
A. 22	aL	5-8	Alabama	11-6
A. 23	aW	6-3	Alabama	12-6
A. 25	aL	2-7	Vanderbilt	12-7
A. 26	aW	10-3	Vanderbilt	13-7
A. 29	4L	9-10	Georgia	13-8
A. 30	4L	1-8	Georgia (8)	13-9
A. 4	hW	9-8	North Carolina	14-9
M. 5	hW	12-4	North Carolina (8)	15-9
M. 6	hW	8-7	N.C. State	16-9
M. 7	4W	8-4	N.C. State	17-9
M. 13	aW	10-5	Georgia	18-9
M. 14	aL	8-10	Georgia	18-10

Home games at Grand Field

1928 (15-6)

Home: 12-2; Away: 2-3; Neutral: 1-1

M. 23	hW	14-4	Clemson	1-0
M. 24	hW	7-5	Clemson	2-0
M. 29	hW	12-11	Oglethorpe	3-0
M. 30	hW	5-4	Oglethorpe	4-0
A. 7	hW	8-2	Maryland	5-0
A. 13	hL	3-7	Mercer	5-1
A. 17	aL	4-15	Auburn	5-2
A. 18	aW	11-2	Auburn	6-2
A. 21	hW	7-5	Auburn	7-2
A. 25	aL	3-4	Alabama	7-3
A. 26	aW	5-3	Alabama	8-3
A. 28	hL	1-7	Alabama	8-4
M. 2	hW	1-0	Tennessee	9-4
M. 3	hW	5-4	Tennessee	10-4
M. 4	hW	9-4	Vanderbilt	11-4
M. 5	hW	10-8	Vanderbilt	12-4
M. 11	hW	4-0	South Carolina	13-4
M. 12	hW	3-2	South Carolina	14-4
M. 18	aL	5-9	Georgia	14-5
M. 25	4L	2-3	Georgia	14-6
M. 26	4W	7-5	Georgia	15-6

Home games at Grand Field

1929 (6-14-1)

Home: 3-4; Away: 3-7; Neutral: 0-3-1

M. 25	at	6-6	Atlanta Crackers [exh]	0-0
M. 29	4T	5-5	Oglethorpe	0-0-1
M. 30	4L	4-5	Oglethorpe	0-1-1
A. 3	aL	3-23	Auburn	0-2-1
A. 4	aL	10-16	Auburn	0-3-1
A. 5	aL	3-4	Florida (7)	0-4-1
A. 6	aW	3-1	Florida	1-4-1
A. 12	hW	5-2	Clemson	2-4-1
A. 13	hL	4-7	Clemson	2-5-1
A. 19	hW	12-7	Auburn	3-5-1
A. 20	hW	8-3	Auburn	4-5-1
A. 24	hL	4-7	Alabama	4-6-1
A. 25	hL	3-9	Alabama	4-7-1
A. 26	aL	3-6	Alabama	4-8-1
A. 27	aW	4-2	Alabama	5-8-1
M. 2	hL	3-17	South Carolina	5-9-1
M. 3	4L	2-8	Georgia	5-10-1
M. 4	4L	1-12	Georgia	5-11-1
M. 10	aL	0-3	Vanderbilt	5-12-1
M. 11	aL	1-6	Vanderbilt	5-13-1
M. 17	aW	9-5	Georgia	6-13-1

M. 18	aL	1-3	Georgia	6-14-1
-------	----	-----	---------	--------

Home games at Grand Field

1930 (8-16)

Home: 7-1-1; Away: 1-5; Neutral: 0-0

M. 28	hW	10-9	Clemson	1-0
M. 29	hW	4-1	Clemson	2-0
A. 3	hW	2-1	Florida	3-0
A. 4	hL	1-3	Florida	3-1
A. 7	hL	4-5	Oglethorpe (8)	3-2
A. 8	hL	3-5	Oglethorpe	3-3
A. 9	hL	3-14	Oglethorpe	3-4
A. 11	aW	2-1	South Carolina	4-4
A. 12	aL	4-5	South Carolina	4-5
A. 16	hL	4-7	Auburn	4-6
A. 17	hW	6-2	Auburn	5-6
A. 18	hL	3-4	Illinois (5)	5-7
A. 19	hW	9-8	Illinois	6-7
A. 21	hW	7-6	Alabama	7-7
A. 22	hL	2-7	Alabama	7-8
A. 23	hL	1-3	Notre Dame	7-9
A. 24	hL	3-5	Notre Dame	7-10
A. 25	aL	2-16	Alabama	7-11
A. 26	aL	3-15	Alabama	7-12
M. 2	hW	10-5	Vanderbilt	8-12
M. 3	hL	1-6	Vanderbilt (8)	8-13
M. 9	aL	6-7	Georgia	8-14
M. 10	aL	3-4	Georgia	8-15
M. 16	hL	3-7	Georgia	8-16

1931 (8-13)

Home: 6-6; Away: 2-7; Neutral: 0-0

M. 23	hL	1-9	Reading [exh]	0-0
M. 24	hL	6-7	Reading [exh]	0-0
M. 25	hL	4-6	Reading [exh]	0-0
A. 2	hL	1-11	South Carolina	0-1
A. 3	hL	3-4	South Carolina	0-2
A. 10	aL	7-9	Mercer	0-3
A. 11	aW	13-1	Mercer	1-3
A. 13	aL	6-8	Florida	1-4
A. 14	aL	8-9	Florida	1-5
A. 17	hW	8-7	Oglethorpe (8)	2-5
A. 18	hL	4-6	Oglethorpe	2-6
A. 20	hW	7-3	Mercer	3-6
A. 21	hW	10-7	Mercer	4-6
A. 22	hW	8-4	Florida	5-6
A. 23	hL	3-4	Florida	5-7
A. 24	hW	11-7	Auburn	6-7
A. 25	hL	8-13	Auburn	6-8
M. 1	aL	6-7	Georgia	6-9
M. 2	aW	5-3	Georgia	7-9
M. 8	aL	5-8	Oglethorpe	7-10
M. 11	aL	5-11	Auburn	7-11
M. 12	aL	0-13	Auburn	7-12
M. 15	hL	0-17	Georgia	7-13
M. 16	hW	11-4	Georgia	8-13

COACH BOBBY DODD

7 seasons; 43-64-2 (.404)

1932 (4-11-2)

Home: 3-6-2; Away: 1-3; Neutral: 0-2

M. 31	hT	4-4	Michigan State	0-0-1
A. 1	hW	3-0	Goodyear [Cartersville]	1-0-1
A. 2	aW	16-11	Goodyear [Rockmart]	2-0-1
A. 8	hL	0-8	Oglethorpe	2-1-1
A. 9	hW	5-3	Oglethorpe	3-1-1
A. 15	hT	6-6	Auburn	3-1-2
A. 16	hL	10-12	Auburn	3-2-2
A. 16	hW	5-4	Auburn	4-2-2
A. 22	2L	2-7	Oglethorpe	4-3-2
A. 23	2L	1-17	Oglethorpe	4-4-2

YEAR-BY-YEAR RESULTS

COACH ROY MUNDORFF 4 seasons; 26-36-1 (.421)

1940 (5-10-1, 5-9-1 SEC)

Home: 5-6; Away: 0-4-1; Neutral: 0-0

M. 29 hL	3-4	Presbyterian	0-1
A. 5 hW	4-2	Auburn	1-1
A. 6 hL	1-7	Auburn	1-2
A. 8 hL	5-9	Tennessee	1-3
A. 9 hW	8-0	Tennessee	2-3
A. 12 aT	1-1	Florida (6)	2-3-1
A. 13 aL	1-7	Florida	2-4-1
A. 20 aL	0-2	Auburn	2-5-1
A. 26 hW	6-0	Vanderbilt	3-5-1
A. 27 hW	7-5	Vanderbilt	4-5-1
M. 3 aL	2-5	Georgia	4-6-1
M. 4 hL	3-4	Georgia	4-7-1
M. 6 hW	9-8	Florida	5-7-1
M. 7 hL	5-8	Florida	5-8-1
M. 10 hL	3-4	Georgia	5-9-1
M. 11 aL	3-11	Georgia	5-10-1

1941 (10-8, 10-8 SEC)

Home: 4-6; Away: 6-2; Neutral: 0-0

A. 4 hW	9-4	Tennessee	1-0
A. 5 hW	16-6	Tennessee	2-0
A. 9 aW	8-7	Vanderbilt	3-0
A. 10 aW	11-4	Vanderbilt	4-0
A. 11 aW	12-5	Kentucky	5-0
A. 12 aW	—	Kentucky	6-0
A. 16 aW	5-3	Auburn	7-0
A. 17 aW	7-4	Auburn	8-0
A. 23 hL	3-5	Florida	8-1
A. 24 hW	4-1	Florida	9-1
A. 25 hW	7-5	Vanderbilt	10-1
A. 26 hL	4-7	Vanderbilt	10-2
A. 28 hL	6-9	Auburn	10-3
A. 29 hL	3-7	Auburn	10-4
M. 2 hL	7-9	Georgia	10-5
M. 3 aL	5-20	Georgia	10-6
M. 9 aL	2-5	Georgia	10-7
M. 10 hL	7-9	Georgia	10-8

1942 (8-10, 7-7 SEC)

Home: 7-3; Away: 1-7; Neutral: 0-0

A. 3 hW	9-6	Presbyterian	1-0
A. 4 hL	4-14	Presbyterian	1-1
A. 6 hW	10-7	Kentucky	2-1
A. 7 hW	6-5	Kentucky	3-1
A. 10 aL	1-7	Auburn	3-2
A. 11 aL	4-8	Auburn	3-3
A. 17 hW	8-1	Vanderbilt	4-3
A. 18 hW	6-4	Vanderbilt	5-3
A. 20 hW	15-10	Auburn	6-3
A. 21 hL	9-11	Auburn	6-4
A. 24 aW	10-7	Vanderbilt	7-4
A. 25 aL	7-10	Vanderbilt	7-5
A. 29 aL	5-19	Georgia	7-6
M. 1 hL	1-5	Georgia	7-7
M. 2 aL	0-13	Georgia	7-8
M. 5 hW	7-4	Georgia	8-8
M. 8 aL	2-5	Pensacola NAS	8-9
M. 9 aL	6-7	Pensacola NAS (10)	8-10

1943 (3-8, 2-5 SEC)

Home: 1-3; Away: 2-5; Neutral: 0-0

A. 7 aL	3-10	Fort Benning	0-1
A. 9 hL	1-10	Alabama	0-2
A. 16 aL	1-2	Vanderbilt (6)	0-3
A. 17 aL	2-3	Vanderbilt (11)	0-4
A. 24 hL	4-5	Clemson	0-5
A. 30 hW	8-0	Vanderbilt	1-5
M. 1 hL	2-8	Vanderbilt	1-6
M. 7 aW	14-6	Clemson	2-6
M. 8 aL	10-11	Clemson	2-7
M. 14 aW	15-4	Alabama	3-7
M. 15 aL	2-6	Alabama	3-8

1944 & 1945 (no teams)

COACH JOE PITTARD 16 seasons; 169-173-7 (.494)

1946 (10-2, 0-0 SEC)

Home: 6-1; Away: 3-1; Neutral: 1-0

J. 31 hW	12-4	Dorch's Bakery	1-0
A. 2 hW	4-0	Covington Mills	2-0
A. 6 hW	2-1	Georgia	3-0
A. 9 aW	14-6	Georgia	4-0
A. 13 hW	8-2	North Georgia College	5-0
A. 14 aW	22-7	Georgia	6-0
A. 16 hW	9-3	Georgia	7-0
A. 21 hW	14-4	North Georgia College	8-0
A. 24 aW	11-9	Covington Mills	9-0
A. 25 hW	10-9	Chicopee Mills	10-0

A. 27 aL	2-3	Marietta	10-1
A. 29 hL	1-6	Chicopee Mills	10-2

Season played in July and August

1947 (7-6, 6-6 SEC)

Home: 4-3; Away: 3-3; Neutral: 0-0

M. 6 hW	8-7	Georgia Teachers Coll.	1-0
M. 9 aL	8-10	Vanderbilt	1-1
M. 10 aW	6-5	Vanderbilt	2-1
M. 16 aW	6-4	Georgia	3-1
M. 17 hL	2-11	Georgia	3-2
M. 19 aL	4-8	Auburn	3-3
M. 20 aL	4-17	Auburn	3-4
M. 23 hW	8-5	Vanderbilt	4-4
M. 24 hL	5-10	Vanderbilt	4-5
M. 26 hW	12-2	Auburn	5-5
M. 27 hL	5-14	Auburn	5-6
M. 30 hW	8-7	Georgia	6-6
M. 31 aW	18-5	Georgia	7-6

Season played in May

1948 (11-9, 11-7 SEC)

Home: 8-2; Away: 3-5; Neutral: 0-2

A. 2 hW	8-6	Vanderbilt	1-0
A. 3 hW	8-6	Vanderbilt	2-0
A. 14 hW	9-1	Tennessee	3-0
A. 15 hW	9-7	Tennessee	4-0
A. 16 aL	4-17	Auburn	4-1
A. 17 aW	10-8	Auburn	5-1
A. 23 aW	14-8	Tennessee	6-1
A. 24 aL	4-8	Tennessee	6-2
A. 30 hL	5-8	Kentucky	6-3
M. 1 hW	18-6	Kentucky	7-3
M. 8 aL	4-5	Kentucky	7-4
M. 8 aW	12-8	Kentucky	8-4
M. 14 hL	9-11	Georgia	8-5
M. 15 hW	14-10	Georgia	9-5
M. 17 hW	13-8	Auburn	10-5
M. 18 hW	12-6	Auburn	11-5
M. 21 aL	11-13	Georgia	11-6
M. 22 aL	3-8	Georgia	11-7
J. 10 36L	0-15	North Carolina*	11-8
J. 11 36L	2-3	Geo. Washington (11)*	11-9

*Southern Championship (NCAA play-in)

1949 (10-14, 9-11 SEC)

Home: 6-6; Away: 4-8; Neutral: 0-0

M. 21 aW	13-9	Rollins	1-0
M. 22 aL	8-10	Rollins	1-1
M. 23 aL	1-6	Florida	1-2
M. 24 aL	1-11	Florida	1-3
M. 25 hL	5-9	Michigan State	1-4
M. 26 hL	2-7	Michigan State	1-5
A. 8 hL	7-14	Kentucky	1-6
A. 9 hL	8-9	Kentucky	1-7
A. 13 hW	9-4	Tennessee	2-7
A. 14 hW	19-16	Tennessee	3-7
A. 15 hL	8-12	Auburn	3-8
A. 16 hW	5-3	Auburn	4-8
A. 20 aW	5-3	Tennessee	5-8
A. 21 aL	8-9	Tennessee	5-9
A. 25 aW	8-2	Auburn	6-9
A. 26 aL	3-4	Auburn	6-10
A. 29 hL	3-6	Florida	6-11
A. 30 hW	11-1	Florida	7-11
M. 6 aW	18-13	Kentucky	8-11
M. 7 aL	1-9	Kentucky	8-12
M. 13 aL	6-7	Georgia	8-13
M. 14 hW	9-8	Georgia	9-13
M. 20 hW	8-7	Georgia	10-13
M. 21 aL	7-8	Georgia	10-14

1950 (7-11, 7-11 SEC)

Home: 4-5; Away: 3-6; Neutral: 0-0

M. 31 hL	3-5	Vanderbilt	0-1
A. 1 hW	13-9	Vanderbilt	1-1
A. 5 hL	6-10	Kentucky	1-2
A. 6 hL	9-14	Kentucky	1-3
A. 12 hW	6-3	Tennessee	2-3
A. 13 hL	5-17	Tennessee	2-4
A. 14 aL	5-9	Auburn	2-5
A. 15 aW	9-8	Auburn	3-5
A. 21 aW	23-2	Vanderbilt	4-5
A. 22 aL	3-11	Vanderbilt	4-6
A. 26 aL	3-4	Tennessee	4-7
A. 27 aL	8-17	Tennessee	4-8
A. 28 aL	2-7	Kentucky	4-9
M. 5 hW	8-4	Auburn	5-9
M. 6 hL	3-8	Auburn	5-10
M. 13 hW	5-4	Georgia	6-10
M. 17 aW	5-3	Georgia	7-10
M. 18 aL	3-7	Georgia	7-11

1951 (11-12, 8-12 SEC)

Home: 6-4; Away: 5-8; Neutral: 0-0

M. 19 aW	18-7	Stetson	1-0
M. 21 aL	7-10	Florida	1-1
M. 22 aW	10-8	Florida	2-1
M. 23 aW	11-10	Florida Southern	3-1
M. 24 aW	20-2	Florida Southern	4-1
M. 30 hL	2-23	Auburn	4-2
M. 31 hW	11-9	Auburn	5-2
A. 4 hL	11-15	Tennessee	5-3
A. 5 hL	11-12	Tennessee	5-4
A. 13 aL	1-2	Tennessee	5-5
A. 14 aL	3-4	Kentucky	5-6
A. 14 aW	5-4	Kentucky	6-6
A. 18 aL	5-15	Florida	6-7
A. 20 hW	14-11	Vanderbilt	7-7
A. 21 hW	22-8	Vanderbilt	8-7
A. 25 aL	6-7	Florida	8-8
A. 28 aL	1-6	Auburn	8-9
M. 4 aL	6-7	Georgia	8-10
M. 5 aL	4-6	Georgia	8-11
M. 11 hW	4-0	Georgia	9-11
M. 12 hW	8-7	Georgia	10-11
M. 14 hL	16-11	Kentucky	11-11
M. 15 hL	8-9	Kentucky	11-12

1952 (8-11-1, 8-11-1 SEC)

Home: 5-6-1; Away: 3-5; Neutral: 0-0

M. 21 aL	3-9	Florida	0-1
M. 22 aL	2-13	Florida	0-2
M. 31 hT	4-4	Auburn	0-2-1
A. 1 hL	4-11	Auburn	0-3-1
A. 4 aW	10-3	Auburn	1-3-1
A. 5 aW	3-2	Auburn	2-3-1
A. 11 aL	6-7	Tennessee	2-4-1
A. 12 aL	4-5	Tennessee	2-5-1
A. 16 hL	1-12	Tennessee	2-6-1
A. 17 hW	9-5	Tennessee	3-6-1
A. 18 hW	25-11	Kentucky	4-6-1
A. 19 hW	6-5	Kentucky	5-6-1
A. 21 hW	14-4	Vanderbilt	6-6-1
A. 22 hL	8-12	Vanderbilt	6-7-1
A. 25 aW	6-3	Florida	7-7-1
A. 26 aL	5-13	Florida	7-8-1
M. 2 hW	6-5	Georgia	8-8-1
M. 3 hL	7-15	Georgia	8-9-1
M. 9 hL	6-9	Georgia	8-10-1
M. 10 hL	1-5	Georgia	8-11-1

1953 (8-13, 7-10 SEC)

Home: 4-4; Away: 4-9; Neutral: 0-0

M. 23 aL	3-6	Stetson	0-1
M. 24 aW	7-3	Stetson	1-1
M. 25 aL	2-9	Rollins	1-2
M. 26 aL	4-10	Rollins	1-3
M. 27 aL	4-15	Florida	1-4
M. 28 aL	2-13	Florida	1-5
M. 30 hW	6-5	Auburn	2-5
M. 31 hL	7-14	Auburn	2-6
A. 6 hW	5-2	Tennessee	3-6
A. 7 hL	0-3	Tennessee	3-7
A. 13 aL	4-11	Auburn	3-8
A. 14 aW	8-5	Auburn	4-8
A. 17 aL	2-12	Georgia	4-9
A. 18 aL	3-11	Georgia	4-10
A. 24 hW	5-4	Florida	5-10
A. 25 hL	2-11	Florida	5-11
A. 29 aW	4-2	Tennessee	6-11
M. 1 aL	3-14	Kentucky	6-12
M. 2 aW	14-3	Kentucky	7-12
M. 8 hW	4-3	Georgia	8-12
M. 9 hL	2-4	Georgia	8-13

1954 (9-13-1, 6-10 SEC)

Home: 4-5; Away: 5-7-1; Neutral: 0-1

M. 22 aW	14-6	Stetson	1-0
M. 23 aT	4-4	Stetson	1-0-1
M. 24 aL	5-6	Rollins	1-1-1
M. 25 7L	10-11	Ohio State	1-2-1
M. 25 aL	5-6	Rollins	1-3-1
M. 26 aL	5-16	Florida	1-4-1
M. 27 aW	15-4	Florida	2-4-1
A. 2 hW	14-4	Mercer	3-4-1
A. 3 aW	9-5	Mercer	4-4-1
A. 9 hL	2-5	Auburn	4-5-1
A. 10 hW	6-4	Auburn	5-5-1
A. 16 hW	9-0	Kentucky	6-5-1
A. 17 hL	3-4	Kentucky	6-6-1
A. 19 hL	5-15	Florida	6-7-1
A. 20 hW	6-3	Florida	7-7-1
A. 23 aL	1-2	Vanderbilt	7-8-1
A. 24 aW	8-4	Vanderbilt	8-8-1A. 3-0 hL
1-3	Georgia	8-9-1	
M. 1 hL	3-7	Georgia	8-10-1
M. 7 aW	9-6	Auburn	9-10-1
M. 8 aL	9-21	Auburn	9-11-1
M. 14 aL	0-5	Georgia	9-12-1
M. 15 aL	0-3	Georgia	9-13-1

1955 (15-9, 10-6 SEC)

Home: 7-3; Away: 7-6; Neutral: 1-0

M. 21 aW	10-0	Stetson	1-0
M. 22 aW	7-4	Stetson	2-0
M. 23 7W	9-3	Ohio State	3-0
M. 23 aL	4-6	Rollins	3-1
M. 25 aL	3-11	Florida	3-2
M. 26 aW	11-7	Florida	4-2
M. 30 hW	5-4	Mercer	5-2
A. 1 aW	5-3	Auburn	6-2
A. 2 aL	3-7	Auburn	6-3
A. 6 aL	10-11	Mercer	6-4
A. 8 hW	17-0	Kentucky	7-4
A. 9 hW	21-3	Kentucky	8-4
A. 11 hL	7-11	Florida	8-5
A. 12 hW	7-6	Florida	9-5
A. 15 hW	6-4	Clemson	10-5
A. 16 aL	4-8	Clemson	10-6
A. 18 hL	8-13	Auburn	10-7
A. 19 hW	12-7	Auburn	11-7
A. 22 aL	1-15	Georgia	11-8
A. 23 aW	5-2	Georgia	12-8
A. 29 aW	13-3	Kentucky	13-8
A. 30 aW	10-2	Kentucky	14-8
M.			

YEAR-BY-YEAR RESULTS

A. 5	hL	0-3	Florida	4-7
A. 8	hW	8-1	Clemson	5-7
A. 11	aL	11-14	Auburn	5-8
A. 12	aL	3-11	Auburn	5-9
A. 18	hL	2-3	Auburn (12)	5-10
A. 19	hL	0-15	Auburn	5-11
A. 23	aL	4-7	Georgia	5-12
A. 25	aW	3-2	Kentucky	6-12
A. 26	aL	5-7	Kentucky	6-13
M. 2	aL	3-4	Florida (10)	6-14
M. 3	aL	1-3	Florida	6-15
M. 7	aL	4-7	Georgia	6-16
M. 9	hL	5-7	Georgia	6-17
M. 10	hW	12-11	Georgia	7-17

1959 (17-9-2, 11-4 SEC)

Home: 8-3; Away: 6-4-1; Neutral: 3-2-1

M. 23	aL#	3-4	Miami	0-1
M. 24	BW#	4-0	Yale	1-1
M. 25	aT#	2-2	Miami	1-1-1
M. 25	BT#	4-4	Yale	1-1-2
M. 26	aW#	15-3	Miami	2-1-2
M. 27	aW#	8-5	Yale	3-1-2
M. 27	BW#	4-0	Miami	4-1-2
M. 31	hW	11-3	Vanderbilt	5-1-2
A. 3	aL	1-10	Florida	5-2-2
A. 4	aW	12-4	Florida	6-2-2
A. 10	aW	7-2	Auburn	7-2-2
A. 11	aL	4-9	Auburn	7-3-2
A. 15	aW	4-3	Georgia	8-3-2
A. 17	hW	5-1	Auburn	9-3-2
A. 24	hL	1-4	Kentucky	9-4-2
A. 25	hW	5-4	Kentucky	10-4-2
A. 25	hW	15-1	Kentucky	11-4-2
M. 1	hW	2-1	Florida	12-4-2
M. 2	hW	17-8	Florida	13-4-2
M. 6	aL	3-4	Georgia	13-5-2
M. 8	hW	6-2	Georgia	14-5-2
M. 9	hW	12-7	Georgia	15-5-2
M. 18	aW+	4-3	Mississippi	16-5-2
M. 19	hL+	5-8	Mississippi	16-6-2
M. 20	hL+	7-11	Mississippi	16-7-2
J. 4	9L*	6-9	Clemson	16-8-2
J. 5	9W*	7-2	Geo. Washington	17-8-2
J. 6	9L*	9-16	Florida State	17-9-2

#Miami Sports Carnival
+SEC Playoff
*NCAA District 3 Playoffs

1960 (14-11, 9-7 SEC)

Home: 6-4; Away: 6-7; Neutral: 2-0

M. 21	aW	12-3	Stetson	1-0
M. 22	aW	9-8	Stetson	2-0
M. 24	BW	13-0	Army	3-0
M. 24	aL	1-5	Miami	3-1
M. 25	BW	5-2	Army	4-1
M. 26	aL	3-4	Miami	4-2
M. 31	aL	0-10	Clemson	4-3
A. 1	hW	3-2	Auburn	5-3
A. 2	hL	4-5	Auburn	5-4
A. 8	hL	10-11	Kentucky	5-5
A. 9	hW	4-3	Kentucky	6-5
A. 11	hW	17-6	Tennessee	7-5
A. 12	hW	6-1	Tennessee	8-5
A. 15	hL	3-11	Florida	8-6
A. 16	hL	8-14	Florida	8-7
A. 22	aW	7-6	Auburn	9-7
A. 23	aW	12-0	Auburn	10-7
A. 25	aW	14-4	Vanderbilt	11-7
A. 29	hW	9-0	Georgia	12-7
M. 3	hW	12-2	Mercer	13-7
M. 6	aW	5-2	Florida	14-7
M. 7	aL	4-5	Florida	14-8
M. 10	aL	7-9	Mercer	14-9
M. 13	aL	4-9	Georgia	14-10
M. 14	aL	8-11	Georgia	14-11

1961 (6-16-2, 6-11 SEC)

Home: 3-5; Away: 3-10-1; Neutral: 0-1-1

M. 20	aL	1-4	Stetson	0-1
M. 21	aL	2-10	Stetson	0-2
M. 23	BT	2-2	Army	0-2-1
M. 23	aL	3-10	Miami	0-3-1
M. 24	BL	6-7	Army (7)	0-4-1
M. 25	aT	5-5	Miami	0-4-2
M. 27	hW	8-5	Vanderbilt	1-4-2
A. 1	hL	6-7	Auburn	1-5-2
A. 1	hL	10-12	Auburn (7)	1-6-2
A. 7	aL	6-14	Georgia	1-7-2
A. 8	aW	6-5	Georgia	2-7-2
A. 14	aL	3-5	Florida	2-8-2
A. 15	aL	0-11	Florida	2-9-2
A. 19	hL	5-12	Georgia (7)	2-10-2
A. 19	hW	6-2	Georgia (7)	3-10-2
A. 21	aL	13-24	Auburn	3-11-2
A. 22	aL	5-9	Auburn	3-12-2
A. 26	aW	12-7	Tennessee	4-12-2
A. 27	aW	8-1	Tennessee	5-12-2

A. 28	aL	15-16	Kentucky (10)	5-13-2
A. 29	aL	0-15	Kentucky (7)	5-14-2
M. 2	hL	5-15	Clemson	5-15-2
M. 5	hW	2-1	Florida	6-15-2
M. 6	hL	1-12	Florida	6-16-2

COACH JIM LUCK

20 seasons; 320-280-5 (.533)

1962 (8-16, 6-11 SEC)

Home: 5-6; Away: 3-10; Neutral: 0-0-0

M. 19	aL	4-10	Florida State	0-1
M. 20	aL	8-9	Florida State	0-2
M. 21	aL	6-7	Florida State (10)	0-3
M. 23	aL	1-9	Auburn	0-4
M. 24	aL	2-3	Auburn	0-5
M. 27	aL	0-11	Georgia	0-6
M. 30	hL	6-8	Auburn	0-7
A. 4	hW	9-4	Tennessee	1-7
A. 5	hW	5-4	Tennessee	2-7
A. 7	hL	3-4	Kentucky (8)	2-8
A. 7	hW	6-4	Kentucky (7)	3-8
A. 13	hL	1-12	Florida	3-9
A. 14	hL	5-9	Florida	3-10
A. 18	aL	6-7	Georgia	3-11
A. 21	hL	6-9	Clemson	3-12
A. 21	hL	4-18	Clemson (7)	3-13
A. 24	aL	1-2	Georgia	3-14
A. 27	aW	12-1	Vanderbilt	4-14
A. 28	aW	11-9	Vanderbilt	5-14
M. 1	hW	8-7	Georgia	6-14
M. 4	aL	4-15	Florida	6-15
M. 5	aL	2-7	Florida	6-16
M. 8	hW	12-2	Mercer	6-17
M. 12	aW	2-1	Mercer	6-18

1963 (9-18, 4-13 SEC)

Home: 3-9; Away: 5-8; Neutral: 1-1-1

M. 18	aL	5-7	Florida Southern	0-1
M. 19	7W	9-8	Ohio State	1-1
M. 20	7L	0-5	Ohio State	1-2
M. 21	aW	5-0	Rollins	2-2
M. 22	aL	5-12	Florida	2-3
M. 23	aL	2-14	Florida	2-4
M. 27	hL	4-6	Clemson	2-5
M. 29	hL	3-11	Auburn	2-6
M. 30	hL	3-5	Auburn	2-7
A. 3	aW	10-8	Clemson	3-7
A. 5	hL	8-9	Vanderbilt	3-8
A. 9	aL	0-4	Auburn	3-9
A. 10	aL	4-6	Auburn	3-10
A. 12	hL	3-6	North Carolina	3-11
A. 13	hL	6-15	Georgia	3-12
A. 16	aL	2-4	Georgia	3-13
A. 19	hL	8-11	Florida	3-14
A. 20	hW	7-2	Florida	4-14
A. 24	aL	10-13	Kentucky	4-15
A. 25	aW	5-3	Kentucky	5-15
A. 26	aW	4-2	Tennessee	6-15
A. 27	aW	7-6	Tennessee	7-15
M. 3	hL	0-5	Georgia	7-16
M. 4	aL	8-12	Georgia	7-17
M. 14	hW	5-0	Mercer	8-17
M. 16	hL	5-10	Florida State (7)	8-18
M. 16	hW	5-4	Florida State (7)	9-18

1964 (9-15, 3-10 SEC)

Home: 6-7; Away: 1-8; Neutral: 2-0-0

M. 23	aL#	0-5	Florida State	0-1
M. 24	aL#	2-3	Florida State	0-2
M. 25	10W#	7-4	N.E. Louisiana State	1-2
M. 26	10W#	3-2	N.E. Louisiana State	2-2
M. 27	aL	1-2	Florida	2-3
A. 2	aL	1-2	Georgia	2-4
A. 3	hW	6-3	Furman	3-4
A. 4	hW	4-3	Furman	4-4
A. 9	hL	1-7	Morehead State	4-5
A. 10	hL	4-10	Auburn	4-6
A. 11	hL	6-8	Auburn	4-7
A. 14	aL	4-22	Clemson	4-8
A. 17	hL	3-17	Florida	4-9
A. 18	hW	4-2	Florida	5-9
A. 21	hL	1-14	Florida State	5-10
A. 24	aL	0-1	Vanderbilt	5-11
A. 25	aW	2-1	Vanderbilt	6-11
A. 29	hW	4-3	Tennessee	7-11
A. 30	hL	3-4	Tennessee	7-12
M. 5	hL	0-4	Georgia	7-13
M. 8	aL	1-5	Auburn	7-14
M. 9	aL	2-10	Auburn	7-15
M. 12	hW	9-7	Mercer	8-15
M. 14	hW	4-3	Clemson	9-15

#Florida State Invitational

1965 (20-8-2)

Home: 12-3-1; Away: 7-5-1; Neutral: 1-0-0

M. 22	aW	5-3	Jacksonville	1-0
M. 23	aW	8-1	Jacksonville	2-0
M. 24	aW	6-4	Rollins	3-0
M. 25	aW	10-5	Rollins	4-0
M. 26	7W	15-2	Milligan	5-0
M. 27	aW	11-1	Stetson	6-0
M. 30	hW	8-5	William Jewell	7-0
M. 31	hW	1-0	William Jewell	8-0
A. 1	aL	1-10	Georgia	8-1
A. 3	aL	2-4	Clemson	8-2
A. 3	aT	6-6	Clemson	8-2-1
A. 6	hL	4-12	Georgia	8-3-1
A. 9	aL	3-12	Auburn	8-4-1
A. 10	aL	0-4	Auburn	8-5-1
A. 12	hL	1-5	Miami	8-6-1
A. 13	hL	1-2	Miami	8-7-1
A. 16	hW	3-0	North Carolina	9-7-1
A. 17	hW	6-5	North Carolina	10-7-1
A. 19	hW	6-3	Xavier	11-7-1
A. 20	hW	3-1	Georgia	12-7-1
A. 28	hW	12-5	Florida	13-7-1
A. 29	hW	4-3	Florida	14-7-1
M. 1	aW	2-0	Furman	15-7-1
M. 4	aL	5-10	Georgia	15-8-1
M. 7	hW	5-4	Auburn	16-8-1
M. 8	hW	13-5	Auburn	17-8-1
M. 11	hT	4-4	Clemson	17-8-2
M. 12	hW	11-5	Mercer	18-8-2
M. 14	hW	7-1	Berry	19-8-2
M. 15	aW	6-2	Mercer	20-8-2

1966 (14-16)

Home: 10-8; Away: 4-8; Neutral: 0-0-0

M. 21	aL	1-6	Valdosta State	0-1
M. 22	aL	2-4	Valdosta State (7)	0-2
M. 22	aL	2-4	Valdosta State (7)	0-3
M. 23	aL	1-14	Rollins	0-4
M. 24	aL	0-2	Rollins	0-5
M. 25	aW	6-1	Florida Southern	1-5
M. 26	aL	3-4	Florida Southern	1-6
A. 1	hW	11-2	Milligan	2-6
A. 2	hW	19-1	Milligan	3-6
A. 6	hL	3-4	Georgia	3-7
A. 9	hW	6-0	Furman	4-7
A. 11	hL	0-3	North Carolina	4-8
A. 13	aL	11-2	Georgia	5-8
A. 15	hL	6-8	Notre Dame	5-9
A. 16	hW	9-2	Notre Dame	6-9
A. 18	aL	9-14	Clemson	6-10
A. 23	aL	1-2	Auburn (7)	6-11
A. 23	aW	8-2	Auburn (7)	7-11
M. 2	aW	3-0	Mercer (12)	8-11
M. 4	hL	2-4	Georgia	8-12
M. 6	hL	2-7	Memphis State	8-13
M. 7	hW	2-0	Memphis State	9-13
M. 10	hL	2-4	West Georgia	9-14
M. 11	hW	7-5	Mercer	10-14
M. 14	hL	1-4	Miami (7)	10-15
M. 14	hW	5-3	Miami (7)	11-15
M. 17	hL	0-1	Auburn	11-16
M. 18	hW	13-3	Auburn	12-16
M. 19	hW	10-3	Berry	13-16
M. 20	hW	4-1	Clemson	14-16

1967 (21-11)

Home: 14-7; Away: 7-4; Neutral: 0-0-0

M. 18	hW	5-4	East Tennessee St.	1-0
M. 24	aW	9-2	Valdosta State	2-0
M. 25	aL	4-9	Valdosta State	2-1
M. 29	hW	14-1	Davidson	3-1
M. 30	hW	9-0	Davidson	4-1
M. 31	hW	10-2	Milligan	5-1
A. 1	hW	14-7	Milligan	6-1
A. 4	aL	1-10	Clemson	6-2
A. 5	hW	8-2	Georgia	7-2
A. 8	hW	8-2	Parsons	8-2
A. 12	hL	3-7	Furman	8-3
A. 14	hL	2-4	Auburn (13)	8-4
A. 15	hL	6-9	Auburn (12)	8-5

YEAR-BY-YEAR RESULTS

1971 (31-6)

Home: 24-2; Away: 3-2; Neutral: 4-2

M. 20	hW	7-2	Bowling Green	1-0
M. 21	hW	11-8	Earlham	2-0
M. 22	hW	9-2	DePauw	3-0
M. 22	hW	4-3	Earlham	4-0
M. 23	hW	3-1	Earlham	5-0
M. 24	hW	6-3	Tennessee	6-0
M. 26	hL	3-11	Cleveland State	6-1
M. 27	hW	8-0	Cleveland State	7-1
M. 28	hW	3-2	North Carolina	8-1
M. 29	hW	3-0	Milligan	9-1
M. 30	hW	2-1	Milligan	10-1
M. 31	hW	11-0	Wake Forest	11-1
A. 2	hW	8-7	Erskine	12-1
A. 3	hW	2-0	Erskine	13-1
A. 5	hW	5-0	Hillsdale	14-1
A. 8	hW	7-3	Hope College	15-1
A. 10	hW	12-6	Olivet	16-1
A. 13	hW	8-4	Clemson	17-1
A. 15	hW	8-2	Lewis University	18-1
A. 16	hL	5-9	Lewis University	18-2
A. 21	aW	4-1	Clemson	19-2
A. 23	hW	4-3	Jacksonville	20-2
A. 24	hW	8-2	Jacksonville	21-2
A. 27	hW	9-7	Georgia	22-2
M. 4	aW	9-1	Georgia	23-2
M. 7	hW	6-0	Georgia State	24-2
M. 7	hW	6-0	Georgia State	25-2
M. 10	hW	7-0	Georgia	26-2
M. 11	aW	8-2	Georgia State	27-2
M. 14	aL	8-12	Jacksonville	27-3
M. 15	aL	1-7	Jacksonville	27-4
M. 17	11W	3-1	Georgia	28-4
M. 27	9L*	3-4	Miami	28-5
M. 28	9W*	9-4	Maryland	29-5
M. 29	9W*	5-3	Miami	30-5
M. 29	9W*	20-8	Mississippi State	31-5
M. 30	9L*	2-5	Mississippi State	31-6

*NCAA District 3 Playoffs

1972 (21-10)

Home: 18-6; Away: 2-4; Neutral: 1-0

M. 19	hL	2-7	North Carolina	0-1
M. 20	hW	18-1	Earlham	1-1
M. 21	hW	7-2	Earlham	2-1
M. 22	hL	1-13	Ohio University	2-2
M. 23	hW	21-10	Duke	3-2
M. 24	hW	20-1	Duke	4-2
M. 26	hW	5-2	Middle Tenn. State	5-2
M. 27	hW	8-6	Milligan	6-2
M. 28	hW	7-6	Milligan	7-2
A. 1	hW	2-0	Erskine (7)	8-2
A. 1	hW	4-0	Erskine (7)	9-2
A. 3	hW	9-3	Hillsdale	10-2
A. 4	hW	6-5	Hillsdale	11-2
A. 5	hL	6-7	Wake Forest	11-3
A. 6	hW	8-5	Wake Forest	12-3
A. 9	aL	0-1	Clemson	12-4
A. 14	hL	2-3	Memphis State	12-5
A. 15	hL	3-22	Memphis State	12-6
A. 19	aL	1-3	Georgia	12-7
A. 21	hL	2-6	Jacksonville	12-8
A. 25	hW	6-5	Georgia	13-8
A. 27	hW	9-2	Georgia State	14-8
A. 29	aL	2-4	Florida State	14-9
A. 30	aL	3-8	Florida State	14-10
M. 5	hW	4-0	Mercer	15-10
M. 7	11W	2-1	Georgia (10)	16-10
M. 8	aW	13-0	Georgia State	17-10
M. 11	aW	5-0	Mercer	18-10
M. 12	hW	5-4	South Carolina	19-10
M. 19	hW	4-2	Georgia Southern	20-10
M. 20	hW	3-2	Georgia Southern	21-10

1973 (20-6-2)

Home: 16-4-1; Away: 3-2-1; Neutral: 1-0

M. 22	hW	13-4	DePauw	1-0
M. 23	hW	13-6	Cleveland State	2-0
M. 24	hW	12-5	Hillsdale	3-0
M. 24	hL	1-2	Bowling Green	3-0
M. 26	hW	2-1	Yale	4-1
M. 27	hW	3-2	Yale	5-1
M. 28	aW	4-1	UT-Chattanooga	6-1
M. 30	hW	3-1	Milligan	7-1
A. 2	hL	4-6	Virginia	7-2
A. 3	hT	11-11	Virginia	7-2-1
A. 6	hW	4-2	Erskine	8-2-1
A. 9	hW	10-3	Stetson	9-2-1
A. 10	hW	4-2	Stetson	10-2-1
A. 13	hW	7-1	Tulane	11-2-1
A. 14	hW	3-2	Tulane	12-2-1
A. 19	hW	8-2	Old Dominion	13-2-1
A. 21	hW	5-3	W. Carolina (10)	14-2-1
A. 28	hW	1-0	Florida State	15-2-1
A. 29	hW	3-2	Florida State	16-2-1
M. 1	aW	2-1	Georgia	17-2-1
M. 2	hW	4-3	Mercer	18-2-1

M. 4	aW	7-6	Mercer	19-2-1
M. 11	aT	2-2	South Carolina (5)	19-2-2
M. 12	aL	3-11	South Carolina	19-3-2
M. 13	aL	0-2	South Carolina	19-4-2
M. 14	11W	3-2	Georgia (12)	20-4-2
M. 16	hL	5-6	Georgia Southern	20-5-2
M. 16	hL	2-13	Georgia Southern	20-6-2

1974 (20-17)

Home: 20-9; Away: 0-6; Neutral: 0-2

M. 4	hL	6-14	Virginia	0-1
M. 5	hW	4-2	Virginia	1-1
M. 6	hW	8-3	Virginia	2-1
M. 9	hW	10-2	Olivet	3-1
M. 9	hW	1-0	Olivet	4-1
M. 10	hL	5-7	Maryland	4-2
M. 11	hW	15-9	West Georgia	5-2
M. 22	hW	8-0	Earlham	6-2
M. 22	hL	3-7	Cleveland State	6-3
M. 23	hW	7-1	Hillsdale	7-3
M. 23	hL	2-3	Bowling Green	7-4
M. 24	hW	5-3	Western Michigan	8-4
M. 30	hW	10-4	Hillsdale	9-4
M. 31	hW	7-5	Harvard	10-4
A. 3	hW	11-7	Clemson	11-4
A. 5	hW	12-4	Erskine	12-4
A. 6	hW	15-10	Erskine	13-4
A. 7	aL	5-10	Georgia Southern	13-5
A. 9	aL	3-12	Clemson	13-6
A. 10	hW	6-1	Old Dominion	14-6
A. 13	aL	2-4	South Carolina	14-7
A. 13	aL	1-4	South Carolina	14-8
A. 15	hW	9-0	UT-Chattanooga	15-8
A. 17	aL	8-10	Clemson	15-9
A. 19	hL	3-7	Stetson	15-10
A. 20	hW	18-5	Stetson	16-10
A. 23	aL	11-16	Georgia	16-11
A. 25	hW	13-12	Kentucky	17-11
A. 27	hL	5-10	Western Carolina	17-12
A. 28	hW	10-6	Western Carolina	18-12
A. 30	hW	10-9	Georgia	19-12
M. 2	hL	12-13	West Georgia	19-13
M. 6	hW	7-4	Mercer	20-13
M. 11	hL	3-6	South Carolina	20-14
M. 11	hL	1-12	South Carolina	20-15
M. 12	11L	3-5	Georgia	20-16
M. 15	12L	7-11	Auburn	20-17

1975 (12-17)

Home: 11-11; Away: 0-5; Neutral: 1-1

M. 9	hW	14-7	Marietta (Ohio)	1-0
M. 20	hW	22-7	Earlham	2-0
M. 21	hW	41-0	Earlham	3-0
M. 22	hW	11-1	Olivet	4-0
M. 22	hW	10-1	Olivet	5-0
M. 23	hW	6-4	Cleveland State	6-0
M. 25	hL	1-10	Cleveland State	6-1
M. 26	hL	4-5	Old Dominion	6-2
M. 27	aL	0-1	Mercer	6-3
M. 28	aL	2-3	West Georgia	6-4
M. 29	hW	12-2	Hillsdale	7-4
M. 29	hW	11-5	Anderson College	8-4
M. 31	hW	3-1	Erskine	9-4
A. 1	hW	11-2	Erskine	10-4
A. 5	hW	10-7	Hillsdale	11-4
A. 5	hL	4-9	Milligan	11-5
A. 8	hL	3-10	Clemson	11-6
A. 12	aL	0-11	Florida State	11-7
A. 13	aL	3-9	Florida State	11-8
A. 22	hL	3-18	Clemson	11-9
A. 23	hL	1-5	Georgia	11-10
A. 26	hL	5-7	Western Carolina	11-11
A. 30	hL	6-9	Georgia Southern	11-12
M. 6	aL	3-4	Georgia	11-13
M. 9	hL	3-10	Shorter College	11-14
M. 12	11W	9-8	Georgia	12-14
M. 20	hL	0-6	South Carolina	12-15
M. 20	hL	1-20	South Carolina	12-16
M. 21	12L	5-6	Auburn	12-17

1976 (12-22)

Home: 12-14; Away: 0-4; Neutral: 0-4

M. 7	hL	7-9	Virginia	0-1
M. 7	hW	3-2	Virginia	1-1
M. 8	hL	4-10	Olivet	1-2
M. 8	hW	7-0	Olivet	2-2
M. 11	hL	3-5	Old Dominion	2-3
M. 12	hL	1-5	Mercer	2-4
M. 22	hL	6-11	Cleveland State	2-5
M. 23	hW	5-1	Milligan	3-5
M. 24	hW	10-7	Cleveland State	4-5
M. 26	hW	11-9	Erskine	5-5
M. 27	hW	13-4	Hillsdale	6-5
M. 27	hW	4-3	Hope College	7-5
A. 2	hW	12-3	Northwood Institute	8-5
A. 3	hW	2-1	Hillsdale	9-5
A. 3	hL	5-10	Troy State	9-6
A. 5	hL	3-12	Clemson	9-7
A. 8	hL	2-15	West Georgia	9-8

A. 10	hW	14-10	Western Carolina	10-8
A. 11	hW	9-0	Western Carolina	11-8
A. 12	hL	10-12	Clemson	11-9
A. 16	hL	2-10	UNC-Wilmington	11-10
A. 17	hL	3-6	UNC-Wilmington	11-11
A. 20	hL	7-20	Georgia	11-12
A. 23	hL	6-8	Mercer	11-13
A. 24	hL	1-3	USC-Aiken	11-14
A. 27	aL	3-6	South Carolina	11-15
A. 27	aL	0-8	South Carolina	11-16
M. 2	hL	6-18	Florida State	11-17
M. 2	hW	4-3	Florida State	12-17
M. 5	aL	1-4	Georgia	12-18
M. 10	11L	5-6	Georgia	12-19
M. 13	12L	5-9	West Georgia	12-20
M. 15	13L+	3-6	Louisville	12-21
M. 18	12L	4-6	Auburn	12-22

+Metro Tournament

1977 (18-12)

Home: 15-8; Away: 2-1; Neutral: 1-3

M. 5	hW	7-1	Slippery Rock	1-0
M. 9	hW	10-0	Old Dominion	2-0
M. 20	hL	3-6	Milligan	2-1
M. 23	hL	1-7	Cleveland State	2-2
M. 23	hW	7-5	Cleveland State	3-2
M. 24	hW	9-2	Baldwin-Wallace	4-2
M. 25	hW	9-6	Hope College	5-2
A. 1	hW	7-1	Northwood Institute	6-2
A. 2	hW	8-6	Greenville (Ill.)	7-2
A. 5	hW	18-3	Centenary	8-2
A. 6	1L	0-7	Atlanta Braves [exh]	8-2
A. 7	hW	11-7	Indiana-Purdue	9-2
A. 8	hL	7-8	Clemson	9-3
A. 11	hW	8-7	Elmhurst	10-3
A. 13	hW	17-16	Baptist	11-3
A. 14	hW	3-2	Baptist	12-3
A. 16	hW	6-5	USC-Aiken	13-3A, 18
hL	2-6	West Georgia	13-4	
A. 20	aW	8-3	Georgia	14-4
A. 26	aW	11-2	West Georgia	15-4
A. 29	aL	3-11	Mercer	15-5
A. 30	hL	5-14	Western Carolina	15-6
M. 4	hW	11-7	Tennessee Temple	16-6
M. 6	hL	2-8	South Carolina (12)	16-7
M. 7	hL	8-9	South Carolina	16-8
M. 9	hW	9-1	Mercer	17-8
M. 10	hL	1-12	Georgia	17-9
M. 13	13W+	3-2	St. Louis	18-9
M. 13	13L+	2-9	Memphis State	18-10
M. 14	13L+	3-15	Louisville	18-11
M. 17	12L	6-7	Auburn	18-12

+Metro Tournament

1978 (14-15)

Home: 9-9; Away: 2-5; Neutral: 3-1

M. 20	hW	10-7	Cleveland State	1-0
M. 21	hL	3-12	Shorter	1-1
M. 22	hL	5-13	Cleveland State	1-2
M. 24	hW	19-13	Appalachian State	2-2
M. 25	hW	24-6	Hope College	3-2
M. 25	hL	4-8	Northwood Institute	3-3
M. 27	hW	13-0	Olivet	4-3
M. 29	hW	14-1	Elmhurst	5-3
M. 30	hW	17-0	Fairfield	6-3
A. 1	hL	4-5	Stetson	6-4
A. 2	hW	5-2	Hillsdale (7)	7-4
A. 3	hW	16-1	Hillsdale (7)	8-4
A. 5	1L	3-13	Atlanta Braves [exh]	8-4
A. 7	hL	9-13	Clemson	8-5
A. 9	hL	8-9	Coastal Carolina (10)	8-6
A. 13	aW	2-1	Clemson	9-6
A. 15	hL	4-5	Troy State (11)	9-7
A. 16	hL	3-18	Miami	9-8
A. 19	aL	8-17	Georgia	9-9
A. 22	hW	8-2	West Georgia	10-9
A. 24	hL	5-8	Mercer	

YEAR-BY-YEAR RESULTS

COACH JIM MORRIS

12 seasons; 504-244-1 (.674)

1982 (29-20, 6-8 ACC)

Home: 23-13; Away: 5-5; Neutral: 1-2

M. 1	hL	8-9	South Carolina	0-1
M. 2	hW	12-11	Campbell	1-1
M. 4	hW	17-9	Huntingdon	2-1
M. 6	hW	8-5	Western Kentucky	3-1
M. 7	hL	3-6	Western Kentucky	3-2
M. 8	hW	8-4	Ohio Northern	4-2
M. 9	aW	9-7	Georgia	5-2
M. 11	hW	17-2	UNC-Wilmington	6-2
M. 12	hL	1-3	Augusta (8)	6-3
M. 12	hW	6-5	Augusta (7)	7-3
M. 13	hL	3-4	Wake Forest	7-4
M. 12	hL	3-9	Tennessee	7-5
M. 23	hW	12-0	Hope College	8-5
M. 24	hW	12-4	Hope College	9-5
M. 25	aL	7-13	N.C. State	9-6
M. 26	aL	7-8	North Carolina	9-7
M. 28	hW	15-3	Howard	10-7
M. 29	hW	16-4	Sienna Heights	11-7
M. 30	hW	3-2	Columbus	12-7
A. 1	aL	4-17	Clemson	12-8
A. 2	hL	4-10	Kentucky	12-9
A. 3	hW	7-6	N.C. State	13-9
A. 4	hL	11-13	North Carolina	13-10
A. 7	hL	2-10	Clemson	13-11
A. 10	aL	1-6	Duke (7)	13-12
A. 10	aW	5-3	Duke (7)	14-12
A. 11	aL	7-12	Wake Forest	14-13
A. 12	aW	12-9	UNC Charlotte	15-13
A. 16	hW	5-4	Virginia (7)	16-13
A. 16	hW	12-2	Virginia (7)	17-13
A. 18	hW	3-2	Maryland (7)	18-13
A. 18	hW	5-4	Maryland (7)	19-13
A. 21	14W+	5-1	N.C. State	20-13
A. 22	14L+	2-16	Clemson	20-14
A. 23	14L+	6-8	Wake Forest	20-15
A. 27	hW	9-3	Georgia College	21-15
A. 28	hL	7-9	Georgia (10)	21-16
A. 30	hW	6-5	Mercer-Atlanta	22-16
M. 1	hW	4-3	Georgia State	23-16
M. 3	hL	3-4	Florida	23-17
M. 5	aW	10-2	Mercer-Atlanta	24-17
M. 8	hW	13-2	Tennessee Temple	25-17
M. 9	hW	2-0	Georgia Southern	26-17
M. 9	hL	3-8	Georgia Southern	26-18
M. 10	hW	8-3	West Georgia	27-18
M. 12	hW	8-6	Auburn	28-18
M. 14	hL	7-10	Miami	28-19
M. 15	hL	3-13	Miami	28-20
M. 16	aW	20-4	Georgia State	29-20

+ACC Tournament

1983 (38-15, 6-8 ACC)

Home: 32-3; Away: 6-10; Neutral: 0-2

F. 21	aW	4-1	Miami	1-0
F. 22	aL	7-10	Miami	1-1
F. 23	aL	4-10	Miami	1-2
F. 25	hW	14-5	Western Carolina	2-2
F. 26	hW	16-9	Western Carolina	3-2
F. 28	hW	8-4	Ball State	4-2
M. 1	hW	14-4	Ball State (7)	5-2
M. 1	hW	12-0	Ball State (7)	6-2
M. 2	hW	10-3	Davidson	7-2
M. 4	hW	14-8	Illinois State	8-2
M. 5	hW	8-5	Ohio Northern	9-2
M. 6	hW	5-2	Illinois State (7)	10-2
M. 6	hW	9-8	Illinois State (7)	11-2
M. 9	hW	11-10	Appalachian State	12-2
M. 10	hW	15-8	Duke	13-2
M. 11	hL	4-25	Duke	13-3
M. 12	hW	11-3	South Carolina	14-3
M. 19	hW	11-4	Geo. Washington	15-3
M. 22	aW	19-8	Virginia	16-3
M. 23	aL	2-15	Virginia	16-4
M. 24	aL	2-5	Maryland	16-5
M. 25	aL	5-8	Maryland	16-6
M. 27	hW	8-5	Wake Forest	17-6
M. 28	hW	7-3	Howard	18-6
M. 29	hW	12-6	Hope College	19-6
M. 30	hW	11-4	Hope College	20-6
A. 1	aL	2-4	North Carolina	20-7
A. 2	aL	6-10	Wake Forest	20-8
A. 5	aW	10-3	Georgia State	21-8
A. 7	hW	7-6	Clemson	22-8
A. 9	hW	14-8	N.C. State (7)	23-8
A. 9	hL	5-8	N.C. State (7)	23-9
A. 10	hW	5-4	North Carolina	24-9
A. 12	hW	12-3	Tennessee Temple	25-9
A. 13	hW	6-3	Columbus	26-9
A. 14	hW	16-7	Auburn	27-9
A. 16	hW	8-6	Georgia State	28-9
A. 17	aL	6-19	Clemson	28-10
A. 20	14L+	7-10	N.C. State	28-11

A. 21	14L+	1-8	Virginia	28-12
A. 26	aW	19-6	Mercer-Atlanta	29-12
A. 27	aW	16-0	Mercer-Atlanta	30-12
A. 28	hW	10-8	Georgia College	31-12
A. 30	aL	10-11	Georgia	31-13
M. 1	hL	3-15	Georgia	31-14
M. 2	hW	7-6	Ga. Southwestern	32-14
M. 4	aL	3-4	Auburn (10)	32-15
M. 5	hW	21-3	Mercer-Atlanta	33-15
M. 6	hW	17-7	Mercer-Atlanta	34-15
M. 8	hW	16-6	Georgia State	35-15
M. 9	hW	16-6	West Georgia	36-15
M. 10	hW	18-8	Virginia Tech	37-15
M. 11	aW	14-4	Georgia State	38-15

+ACC Tournament

1984 (36-19, 5-7 ACC)

Home: 26-11; Away: 7-6; Neutral: 3-2

F. 18	aL	6-12	Florida State	0-1
F. 19	aW	15-2	Florida State	1-1
F. 20	aW	15-7	Georgia Southern	2-1
F. 21	aW	18-6	Georgia Southern	3-1
F. 24	hW	12-5	Liberty Baptist	4-1
F. 25	hL	3-4	Liberty Baptist	4-2
F. 26	hW	12-8	Georgia College	5-2
M. 1	hW	13-3	Southern Univ.	6-2
M. 2	hW	9-3	Southern Univ.	7-2
M. 3	hW	6-4	Appalachian State	8-2
M. 4	hL	5-14	Evansville	8-3
M. 8	hW	14-8	Old Dominion	9-3
M. 9	hW	7-2	Virginia	10-3
M. 10	hL	1-13	Virginia	10-4
M. 17	hW	16-2	Cincinnati	11-4
M. 18	hW	9-2	Maryland	12-4
M. 19	hL	11-16	Maryland	12-5
M. 21	hW	18-4	Ohio State (7)	13-5
M. 21	hW	14-5	Ohio State	14-5
M. 22	hW	8-7	Kent State	15-5
M. 23	hW	14-0	Hillsdale (7)	16-5
M. 23	hW	9-1	Hillsdale (7)	17-5
M. 24	hW	11-8	EIion	18-5
M. 25	aW	11-4	Wake Forest	19-5
M. 26	aW	10-3	South Carolina	20-5
M. 27	aL	1-5	Clemson	20-6
M. 29	hW	16-1	Hope College	21-6
M. 29	hW	12-1	Mercer-Atlanta	22-6
M. 31	hL	4-9	North Carolina	22-7
A. 1	hW	18-11	N.C. State	23-7
A. 5	hW	19-5	Florida A&M	24-7
A. 7	aL	2-6	North Carolina (10)	24-8
A. 8	aL	2-5	N.C. State	24-9
A. 10	aW	7-5	Georgia State	25-9
A. 11	hL	2-7	Clemson	25-10
A. 12	hW	24-5	Tennessee Temple	26-10
A. 13	hW	15-13	Shorter	27-10
A. 15	hW	6-4	Wake Forest	28-10
A. 18	15L+	4-4	Maryland	28-11
A. 19	15W+	0-3	Wake Forest (12)	29-11
A. 20	15W+	8-4	Duke (10)	30-11
A. 21	15W+	5-3	N.C. State	31-11
A. 21	15L+	4-9	North Carolina	31-12
A. 27	hW	31-6	Georgia State	32-12
A. 28	hW	23-3	Mercer-Atlanta	33-12
A. 29	hW	12-3	Georgia State	34-12
M. 1	hL	14-16	Georgia (10)	34-13
M. 2	aL	13-14	Georgia	34-14
M. 4	hW	8-5	Auburn	35-14
M. 5	hL	4-12	South Alabama	35-15
M. 6	hL	6-16	South Alabama	35-16
M. 7	aW	17-7	Georgia State	36-16
M. 8	hL	8-9	Georgia (11)	36-17
M. 9	aL	8-10	Georgia	36-18
M. 11	hL	7-9	West Georgia	36-19

+ACC Tournament

1985 (42-19-1, 6-7-1 ACC)

Home: 33-10; Away: 7-8-1; Neutral: 2-1

F. 22	aW	6-5	New Orleans	1-0
F. 23	aW	7-5	New Orleans	2-0
F. 26	hW	21-11	Ball State	3-0
F. 27	hW	12-1	East Tenn. St. (7)	4-0
F. 27	hW	3-2	East Tenn. St. (7)	5-0
M. 1	hW	20-0	Tennessee Temple	6-0
M. 2	hW	5-2	South Carolina	7-0
M. 3	hW	12-4	Evansville	8-0
M. 6	hW	15-7	Western Michigan	9-0
M. 7	hW	11-6	Central Michigan	10-0
M. 8	hW	10-5	Duke	11-0
M. 9	hL	3-5	Duke	11-1
M. 10	hW	9-7	Eastern Michigan	12-1
M. 12	aW	9-3	Georgia	13-1
M. 13	hL	4-5	Georgia	13-2
M. 16	hW	6-4	Wake Forest	14-2
M. 23	hL	0-1	Northwestern (7)	14-3
M. 23	hL	6-0	Northwestern (7)	15-3
M. 24	hL	4-5	Northwestern	15-4
M. 25	hW	17-1	Howard (7)	16-4
M. 25	hW	16-4	Howard (7)	17-4
M. 27	aT	9-9	Wake Forest	17-4-1

M. 28	aW	29-2	Maryland	18-4-1
M. 29	aL	6-8	Maryland	18-5-1
M. 30	aW	8-4	Virginia	19-5-1
M. 31	aL	4-9	Virginia	19-6-1
A. 2	hW	17-5	Mercer	20-6-1
A. 3	aL	2-4	Clemson	20-7-1
A. 4	hW	12-5	Auburn	21-7-1
A. 6	hL	3-5	North Carolina	21-8-1
A. 7	hW	4-3	N.C. State	22-8-1
A. 8	hW	17-5	West Georgia	23-8-1
A. 9	aW	13-5	Mercer	24-8-1
A. 10	hW	9-8	Clemson	25-8-1
A. 11	hW	15-4	Augusta	26-8-1
A. 13	aL	5-8	N.C. State	26-9-1
A. 14	aL	3-4	North Carolina	26-10-1
A. 15	hL	9-11	Georgia College	26-11-1
A. 17	hW+	23-11	N.C. State	27-11-1
A. 18	hW+	15-11	Wake Forest	28-11-1
A. 19	hW+	12-9	Clemson	29-11-1
A. 20	hW+	8-2	Maryland	30-11-1
A. 20	hW+	7-5	Clemson	31-11-1
A. 24	aL	5-6	Auburn	31-12-1
A. 26	hW	8-7	USC-Aiken	32-12-1
A. 27	hL	10-11	USC-Aiken	32-13-1
A. 28	hL	0-19	Florida State	32-14-1
A. 29	hL	3-13	Florida State	32-15-1
M. 1	aL	3-16	Georgia	32-16-1
M. 3	hW	9-6	South Alabama	33-16-1
M. 4	hW	9-1	South Alabama	34-16-1
M. 5	hW	10-0	Tenn. Tech (7)	35-16-1
M. 5	hW	8-0	Tenn. Tech (7)	36-16-1
M. 7	hL	4-5	Georgia	36-17-1
M. 10	hW	5-1	Georgia State	37-17-1
M. 11	hW	15-6	Ga. Southern	38-17-1
M. 12	hW	3-1	Ga. Southern	39-17-1
M. 18	16L	5-7	Miss. State (exh)	39-17-1
M. 19	16L	7-15	Miss. State (exh)	39-17-1
M. 19	aL	2-3	Miss. State (exh)	39-17-1
M. 23	17W*	7-6	Central Michigan	40-17-1
M. 24	aL*	1-9	Florida State	40-18-1
M. 25	17W*	14-13	Eastern Kentucky	41-18-1
M. 25	aW*	8-3	Florida State	42-18-1
M. 26	17L*	5-7	Arkansas	42-19-1

Russ Chandler Stadium opened

+ACC Tournament (Champions)

*NCAA South II Regional

1986 (45-23, 10-4 ACC)

Home: 24-11; Away: 7-12; Neutral: 14-0

F. 22	aL	4-6	Florida State	0-1
F. 23	aL	4-9	Florida State	0-2
F. 24	aL	1-5	Georgia Southern	0-3
F. 25	aL	8-11	Georgia Southern	0-4
F. 26	hL	12-13	Armstrong State	0-5
F. 27	hL	6-7	Armstrong State (10)	0-6
M. 1	hL	4-14	South Carolina	0-7
M. 2	hL	14-15	South Carolina (10)	0-8
M. 4	aW	3-2	Duke	1-8
M. 5	aW	4-3	Duke	2-8
M. 6	hW	7-6	Xavier	3-8
M. 7	hW	10-8	Western Kentucky	4-8
M. 8	hW	9-7	Virginia	5-8
M. 9	hW	18-4	Virginia	6-8
M. 10	hL	10-11	Old Dominion	6-9
M. 12	hW	12-0	Gulford	7-9
M. 15	hW	8-2	Wake Forest	8-9
M. 22	aL#	2-6	Hawaii	8-10
M. 23	18W#	9-1	Waseda (exh)	8-10
M. 23	18W#	4-3	Sacramento St. (12)	9-10

YEAR-BY-YEAR RESULTS

1988 (45-24, 12-8 ACC)

Home: 28-9; Away: 9-10; Neutral: 8-5

F. 13	aL	2-3	Georgia Southern	0-1
F. 14	22W	11-3	Georgia Southern	1-1
F. 20	aW	8-2	South Florida	2-1
F. 21	aW	16-8	South Florida	3-1
F. 25	23L#	4-6	Oklahoma	3-2
F. 25	aL#	8-13	Nevada-Las Vegas	3-3
F. 26	23W#	8-4	Texas Christian	4-3
F. 27	23L#	2-3	Oklahoma	4-4
F. 28	23L#	4-6	Texas Christian	4-5
M. 1	hW	16-1	Samford	5-5
M. 2	hW	13-2	Samford	6-5
M. 4	hL	7-10	Rutgers	6-6
M. 5	hW	12-4	Rutgers	7-6
M. 6	hL	7-9	Rutgers	7-7
M. 8	hL	3-14	Auburn	7-8
M. 9	hW	8-2	East Tenn. State	8-8
M. 10	hW	12-4	East Tenn. State	9-8
M. 11	hW	15-4	William & Mary	10-8
M. 12	hW	9-3	Maryland	11-8
M. 19	hW	11-10	Virginia (10)	12-8
M. 20	hL	9-12	Virginia	12-9
M. 21	hW	16-5	Ohio State	13-9
M. 22	hW	7-5	Ohio State	14-9
M. 23	hW	10-4	Ohio State	15-9
M. 25	aL	2-8	Maryland	15-10
M. 27	aW	13-2	Virginia	16-10
M. 29	hL	1-4	New Orleans	16-11
M. 30	hL	14-15	New Orleans (10)	16-12
M. 31	hW	13-6	New Orleans	17-12
A. 1	hL	2-12	N.C. State	17-13
A. 2	hW	11-5	N.C. State	18-13
A. 3	hW	6-2	North Carolina	19-13
A. 4	hW	15-7	Georgia Southern	20-13
A. 5	hW	4-2	Georgia Southern	21-13
A. 6	aL	3-7	Clemson	21-14
A. 8	aW	8-6	Wake Forest (11)	22-14
A. 9	aW	8-5	Wake Forest	23-14
A. 10	aL	15-16	Duke	23-15
A. 12	hW	3-1	West Georgia	24-15
A. 13	hL	2-4	Clemson	24-16
A. 15	hW	9-2	Wake Forest	25-16
A. 16	hW	7-2	Duke (7)	26-16
A. 16	hW	5-3	Duke (7)	27-16
A. 17	hW	12-7	Columbus	28-16
A. 19	hW	10-1	Georgia	29-16
A. 21	aL	4-7	Clemson	29-17
A. 22	hW	8-6	Armstrong State	30-17
A. 23	aL	2-15	Florida State	30-18
A. 24	aW	10-2	Florida State	31-18
A. 26	hW	15-1	Baptist	32-18
A. 27	hL	6-7	Augusta	32-19
A. 28	hW	8-1	UNC-Asheville	33-19
A. 30	hW	3-1	Augusta	34-19
M. 1	hW	13-3	Augusta	35-19
M. 3	aW	4-3	Georgia	36-19
M. 6	aW	7-4	North Carolina	37-19
M. 7	aW	10-6	North Carolina	38-19
M. 8	aL	7-11	N.C. State	38-20
M. 9	hL	7-11	Mercer (7)	38-21
M. 9	hW	2-1	Mercer (7)	39-21
M. 11	21W+	4-3	Wake Forest	40-21
M. 12	21W+	8-5	N.C. State	41-21
M. 13	21L+	3-5	North Carolina	41-22
M. 14	21W+	5-4	Virginia	42-22
M. 15	21W+	6-2	North Carolina	43-22
M. 25	19W*	9-6	Va. Commonwealth	44-22
M. 27	19W*	7-6	South Carolina	45-22
M. 28	aL*	2-4	Miami	45-23
M. 29	19L*	0-5	South Carolina	45-24

#UNLV Desert Classic
+ACC Tournament (Champions)
*NCAA Atlantic Regional

1989 (38-26, 13-6 ACC)

Home: 26-7; Away: 10-11; Neutral: 2-8

F. 6	aL	1-14	Florida State	0-1
F. 17	aW	10-9	New Orleans	1-1
F. 18	aL	2-7	New Orleans	1-2
F. 19	aW	7-6	New Orleans (12)	2-2
F. 21	hW	11-8	UNC-Asheville	3-2
F. 25	aW	5-0	Georgia Southern	4-2
F. 26	aW	13-9	Georgia Southern	5-2
F. 28	aL	7-9	Auburn	5-3
M. 2	20L	0-3	Atlanta Braves (exh)	5-3
M. 3	hL	3-9	Rutgers	5-4
M. 4	hW	14-4	Rutgers (6)	6-4
M. 5	hW	4-3	Rutgers	7-4
M. 6	hW	7-5	Liberty	8-4
M. 7	hW	15-3	Appalachian State	9-4
M. 8	hW	16-8	Appalachian State	10-4
M. 10	hW	18-0	Virginia	11-4
M. 11	hL	2-7	South Florida	11-5
M. 11	hW	11-3	South Florida	12-5
M. 18	hW	1-0	Davidson (7)	13-5
M. 18	hW	17-0	Davidson (5)	14-5
M. 19	aL	2-13	Wichita State	14-6

M. 20	aL	2-7	Wichita State	14-7
M. 21	hW	6-5	Maryland (8)	15-7
M. 22	hW	19-7	Maryland	16-7
M. 24	aL	1-6	North Carolina	16-8
M. 25	aW	10-4	N.C. State	17-8
M. 26	aL	3-4	N.C. State	17-9
M. 27	aL	3-5	South Carolina	17-10
M. 31	26L#	1-3	Arizona	17-11
M. 31	26L#	4-14	Minnesota	17-12
A. 1	26L#	4-5	Oklahoma State	17-13
A. 2	26L#	4-12	Arizona (7)	17-14
A. 5	hW	12-10	Ga. Southern (7)	18-14
A. 5	hW	5-3	Ga. Southern (7)	19-14
A. 7	hW	4-3	Wake Forest (7)	20-14
A. 7	hW	12-3	Wake Forest (7)	21-14
A. 9	hW	5-0	Duke	22-14
A. 11	aL	5-8	Georgia	22-15
A. 12	hL	5-7	Clemson	22-16
A. 14	aW	14-3	Maryland	23-16
A. 16	aW	3-2	Virginia (7)	24-16
A. 16	aW	6-2	Virginia (7)	25-16
A. 18	hW	14-6	Auburn	26-16
A. 19	aL	5-16	Clemson	26-17
A. 20	hW	13-1	U.S.S.R. (exh7)	26-17
A. 21	hL	9-12	North Carolina	26-18
A. 22	hW	2-1	North Carolina	27-18
A. 23	hW	15-4	Augusta	28-18
A. 25	hW	18-0	Augusta	29-18
A. 26	hW	11-4	Clemson	30-18
A. 29	aW	6-1	Duke (7)	31-18
A. 30	aW	12-5	Davidson	32-18
M. 2	hW	6-2	Georgia	33-18
M. 3	hL	6-7	Tenn. Tech (11)	33-19
M. 4	hW	9-2	Morehead State	34-19
M. 5	hL	8-10	N.C. State	34-20
M. 6	hW	6-3	Mercer	35-20
M. 7	hL	2-12	Kennesaw State	35-21
M. 8	hW	8-7	South Carolina	36-21
M. 10	aL	8-14	Mercer	36-22
M. 13	21W+	3-0	Virginia	37-22
M. 14	21L+	3-9	Clemson	37-23
M. 15	21L+	3-5	Wake Forest	37-24
M. 25	27L*	4-6	Central Florida	37-25
M. 26	27W*	9-7	Miami	38-25
M. 27	27L*	16-18	Villanova (10)	38-26

#Pillsbury Classic
+ACC Tournament
*NCAA East Regional

1990 (46-25, 9-9 ACC)

Home: 38-5; Away: 3-13; Neutral: 5-7

F. 10	hW	8-6	Coastal Carolina (7)	1-0
F. 10	hW	10-2	Coastal Carolina (7)	2-0
F. 11	hW	12-5	Coastal Carolina	3-0
F. 13	aL	3-7	Mercer	3-1
F. 17	aW	8-3	Georgia Southern	4-1
F. 23	hW	6-2	Eastern Kentucky	5-1
F. 24	hW	3-2	Eastern Kentucky (7)	6-1
F. 24	hW	7-1	Eastern Kentucky (7)	7-1
F. 25	hW	10-0	Eastern Kentucky	8-1
F. 28	hW	9-0	UNC Asheville	9-1
M. 3	hW	3-1	Rutgers (7)	10-1
M. 3	hW	2-1	Rutgers (7)	11-1
M. 4	hW	12-2	Rutgers	12-1
M. 5	hW	8-6	Campbell	13-1
M. 6	hW	6-5	Appalachian State	14-1
M. 7	hW	9-1	Appalachian State	15-1
M. 9	hW	17-6	Virginia	16-1
M. 10	hW	9-4	Virginia	17-1
M. 11	hW	13-6	Virginia	18-1
M. 12	hW	9-1	East Tenn. State	19-1
M. 13	hW	12-1	East Tenn. State	20-1
M. 15	hW	12-2	New Orleans	21-1
M. 17	hW	7-6	New Orleans (7)	22-1
M. 17	hW	10-3	New Orleans (7)	23-1
M. 24	aL#	5-6	Hawaii	23-2
M. 25	18L#	1-6	Wright State (8)	23-3
M. 25	18W#	8-2	Oklahoma State (8)	24-3
M. 26	18L#	1-4	Iona (8)	24-4
M. 27	18L#	4-5	Creighton (8)	24-5
M. 28	18W#	15-1	Iona (8)	25-5
M. 29	aW#	9-2	Hawaii	26-5
M. 30	18W#	4-3	Wright State (10)	27-5
M. 30	18L#	4-7	Oklahoma State (6)	27-6M.
31	18W#	3-2	Creighton (10)	28-6
A. 6	aL	7-10	N.C. State	28-7
A. 7	aL	7-9	N.C. State	28-8
A. 8	aL	10-11	N.C. State	28-9
A. 11	aL	8-9	Georgia	28-10
A. 13	hL	12-3	Duke [TV]	29-10
A. 14	hW	6-3	Duke	30-10
A. 15	hW	10-2	Duke	31-10
A. 16	hW	18-1	Mercer	32-10
A. 17	aL	0-1	South Carolina	32-11
A. 18	aL	5-10	South Carolina	32-12
A. 20	hW	10-6	North Carolina [TV]	33-12
A. 21	hW	11-5	North Carolina	34-12
A. 22	hL	11-12	North Carolina (11)	34-13
A. 23	hW	15-2	Augusta	35-13

A. 24	hW	4-2	Augusta	36-13
A. 26	hW	8-2	Georgia	37-13
A. 27	hL	12-14	Clemson	37-14
A. 28	aW	8-3	Clemson	38-14
A. 29	hL	10-17	Clemson	38-15
A. 30	hW	18-3	Tennessee Tech	39-15
M. 1	aL	6-8	Georgia	39-16
M. 2	hW	12-5	Georgia	40-16
M. 4	aL	5-11	Wake Forest	40-17
M. 5	aL	3-8	Wake Forest (7)	40-18
M. 6	aL	2-3	Wake Forest (8)	40-19
M. 7	hW	15-5	Georgia Southern	41-19
M. 8	hW	6-3	Georgia Southern	42-19
M. 10	hL	4-7	South Carolina (7)	42-20
M. 10	hW	11-1	South Carolina (7)	43-20
M. 12	21W+	3-1	Wake Forest	44-20
M. 13	21L+	4-9	North Carolina	44-21
M. 14	21L+	6-10	N.C. State	44-22
M. 18	hL	4-5	Mid. Tenn. State	44-23
M. 19	hW	5-0	Mid. Tenn. St. (7)	45-23
M. 20	hW	5-4	Mid. Tenn. St. (8)	46-23
M. 24	28L*	2-4	Houston	46-24
M. 25	aL*	5-11	Louisiana State	46-25

#Rainbow Spring Tournament
+ACC Tournament
*NCAA South I Regional

1991 (42-26, 12-8 ACC)

Home: 28-10; Away: 9-12; Neutral: 5-4

F. 8	hW	8-0	East Tenn. State	1-0
F. 9	hW	7-1	East Tenn. State	2-0
F. 10	hW	11-10	East Tenn. State	3-0
F. 15	aL	5-6	New Orleans	3-1
F. 16	aL	2-12	New Orleans	3-2
F. 17	aW	13-3	New Orleans	4-2
F. 23	aW	6-4	Georgia Southern	5-2
F. 24	aL	8-13	Georgia Southern	5-3
F. 25	hW	9-2	UNC Asheville (7)	6-3
F. 25	hW	9-0	UNC Asheville (7)	7-3
M. 2	hW	7-6	New York Tech (7)	8-3
M. 2	hW	17-3	New York Tech (7)	9-3
M. 3	hW	11-2	New York Tech	10-3
M. 5	hW	10-0	Appalachian State	11-3
M. 6	hW	20-9	Appalachian State	12-3
M. 8	hL	7-13	Rutgers	12-4
M. 9	hW	13-1	Rutgers	13-4
M. 10	hW	11-5	Rutgers	14-4
M. 12	hL	5-10	Western Carolina	14-5
M. 13	hL	5-7	Western Carolina	14-6
M. 15	hW	16-2	Coll. of Charleston	15-6
M. 16	hW	15-6	Tennessee Tech	16-6
M. 23	hW	10-5	Cornell (7)	17-6
M. 23	hL	7-9	Cornell (7)	17-7
M. 25	aL	5-6	Virginia	17-8
M. 26	aW	11-1	Virginia	18-8
M. 27	aW	13-0	Virginia	19-8
M. 30	hW	11-5	Maryland (7)	20-8
M. 30	hW	8-2	Maryland (7)	21-8
M. 31	hW	3-2	Maryland	22-8
A. 2	aL	3-4	South Carolina	22-9
A. 3	aW	8-1	Augusta	23-9
A. 5	hW	12-5	N.C. State	24-9
A. 6	hW	15-13	N.C. State	25-9
A. 7	hL	8-11	N.C. State	25-10
A. 9	aW	11-7	Mercer	26-10
A. 10	hW	9-6	Mercer	27-10
A. 12	aL	2-4	Duke	27-11
A. 13	aW	8-3	Duke	28-11
A. 14	aL	6-7	Duke	28-12
A. 16	hW	9-3	Georgia	29-12
A. 17	aL	4-8	Georgia	29-13
A. 20	aL	4-6	North Carolina (7)	29-14
A. 20	aW	2-0	North Carolina (7)	30-14
A. 21	aL	0-4	North Carolina	30-15
A. 23	hL	4-7	South Carolina	

YEAR-BY-YEAR RESULTS

A. 2	hW	10-3	Florida State [TV]	22-4
A. 3	hL	3-17	Florida State [TV]	22-5
A. 4	hL	1-5	Florida State [TV]	22-6
A. 6	hW	6-4	Davidson	23-6
A. 7	hW	3-1	Georgia [TV]	24-6
A. 9	aW	20-2	Duke	25-6
A. 10	aW	6-2	Duke	26-6
A. 11	aW	7-6	Duke	27-6
A. 13	aW	4-1	Georgia	28-6
A. 14	hW	7-6	Mercer	29-6
A. 16	aW	4-3	North Carolina	30-6
A. 17	aL	1-7	North Carolina	30-7
A. 18	aW	6-2	North Carolina	31-7
A. 20	hW	15-4	Georgia State	32-7
A. 21	aL	4-5	Georgia State (10)	32-8
A. 23	aW	11-0	Clemson	33-8
A. 24	aW	10-5	Clemson	34-8
A. 25	aW	6-0	Clemson	35-8
A. 27	hW	10-4	Georgia State	36-8
A. 29	hW	13-8	Wake Forest	37-8
A. 30	hW	8-4	Wake Forest	38-8
M. 1	hW	10-8	Wake Forest [TV]	39-8
M. 4	hL	1-4	Georgia [TV]	39-9
M. 5	aW	12-1	Georgia	40-9
M. 7	hW	19-5	N.C. State	41-9
M. 8	hW	10-6	N.C. State	42-9
M. 9	hL	11-13	N.C. State [TV]	42-10
M. 11	hW	9-2	Georgia Southern	43-10
M. 12	hW	10-5	Georgia Southern	44-10
M. 15	21W+	6-0	Maryland	45-10
M. 17	21L+	8-9	Clemson	45-11
M. 18	21L+	2-5	Florida State	45-12
M. 27	hW*	4-1	Liberty	46-12
M. 28	hL*	4-7	Ohio State	46-13
M. 29	hW*	12-0	South Carolina	47-13
M. 29	hL*	4-5	Wichita State (10)	47-14

**Olive Garden Classic (Champions)
#Oscar Mayer Classic (Champions)
+ACC Tournament
NCAA Atlantic Regional

COACH DANNY HALL 29 seasons; 1,140-605-1 (.653)

1994 (50-17, 16-8 ACC)

Home: 29-5; Away: 12-7; Neutral: 9-5

F. 11	hW	3-1	Minnesota	1-0
F. 12	hW	10-5	Minnesota	2-0
F. 13	hW	8-2	Minnesota	3-0
F. 19	aW	6-3	Georgia Southern	4-0
F. 20	aW	15-2	Georgia Southern	5-0
F. 25	31L#	6-8	Oklahoma	5-1
F. 26	31W#	5-4	San Diego (11)	6-1
F. 27	aL#	0-2	Cal State Fullerton	6-2
M. 5	hL	1-2	Rutgers (8)	6-3
M. 5	hW	17-7	Rutgers (7)	7-3
M. 6	hW	13-2	Rutgers	8-3
M. 8	hW	22-4	Appalachian State	9-3
M. 9	hW	22-4	Appalachian State	10-3
M. 11	hW	4-1	Virginia	11-3
M. 12	hW	6-2	Virginia	12-3
M. 13	hW	7-6	Virginia	13-3
M. 19	hW	26-1	Siena	14-3
M. 20	hW	11-1	Siena	15-3
M. 22	aW	12-4	Maryland	16-3
M. 23	aL	5-6	Maryland	16-4
M. 24	aW	12-4	Maryland	17-4
M. 25	hW	6-4	Ohio	18-4
M. 26	hW	12-5	Ohio	19-4
M. 29	hW	12-2	Winthrop	20-4
M. 30	hW	17-8	Winthrop	21-4
A. 1	hW	7-4	North Carolina	22-4
A. 2	hW	7-6	N. Carolina (10) [TV]	23-4
A. 3	hL	8-11	North Carolina	23-5
A. 5	hW	4-3	Georgia State	24-5
A. 8	hW	7-5	Duke	25-5
A. 9	hW	9-2	Duke	26-5
A. 10	hW	17-10	Duke	27-5
A. 12	hW	28-3	Georgia State	28-5
A. 13	hL	4-6	Davidson	28-6
A. 15	aL	7-8	N.C. State (10)	28-7
A. 16	aW	11-7	N.C. State	29-7
A. 17	aW	7-4	N.C. State	30-7
A. 20	aW	8-0	Georgia	31-7
A. 22	aL	1-2	Wake Forest	31-8
A. 23	aW	7-5	Wake Forest	32-8
A. 24	aL	2-14	Wake Forest	32-9
A. 26	hW	13-2	Georgia [TV]	33-9
A. 29	aL	4-6	Florida State	33-10
A. 30	aW	6-2	Florida State	34-10
M. 1	aW	7-5	Florida State [TV]	35-10
M. 4	aL	5-6	Mercer (10)	35-11
M. 6	hW	9-6	Ga. Southern [TV]	36-11
M. 7	hW	8-6	Georgia Southern	37-11
M. 8	hW	15-6	Georgia Southern	38-11
M. 10	hW	14-1	Georgia [TV]	39-11
M. 11	aW	23-9	Georgia State	40-11

M. 13	hL	8-9	Clemson (10) [TV]	40-12
M. 14	hW	20-4	Clemson	41-12
M. 15	hL	4-7	Clemson [TV]	41-13
M. 18	21W+	7-4	North Carolina	42-13
M. 19	21W+	6-0	Wake Forest	43-13
M. 20	21L+	6-9	Clemson	43-14
M. 21	21L+	3-11	N.C. State	43-15
M. 27	32W*	7-0	Connecticut	44-15
M. 28	aW*	13-1	Wichita State	45-15
M. 29	32W*	6-2	Washington	46-15
M. 30	32L*	9-12	Washington (14)	46-16
M. 30	32W*	18-7	Washington	47-16
J. 3	33WS	2-0	Cal St. Fullerton [TV]	48-16
J. 5	33WS	12-4	Florida St. (10) [TV]	49-16
J. 8	33WS	3-2	Cal St. Fullerton(12)[TV]	50-16
J. 11	33LS	5-13	Oklahoma [TV]	50-17

*#Anaheim Hilton Classic
+ACC Tournament
*NCAA Midwest II Regional (Champions)
\$College World Series*

1995 (38-22, 16-8 ACC)

Home: 26-6; Away: 7-12; Neutral: 5-4

F. 10	hW	14-1	Charleston So. (7)	1-0
F. 11	hW	8-4	Charleston So. (7)	2-0
F. 11	hW	6-1	Charleston So. (7)	3-0
F. 19	aL	3-7	Georgia Southern	3-1
F. 19	aL	3-10	Georgia Southern	3-2
F. 23	23W#	10-2	Utah	4-2
F. 24	23W#	19-8	Washington	5-2
F. 24	aW#	14-11	Nevada-Las Vegas	6-2
F. 25	23L#	10-15	Washington	6-3
F. 26	23W#	20-5	Utah	7-3
M. 2	20L	1-5	Atlanta Braves [exh]	7-3
M. 3	hW	11-1	West Virginia (6)	8-3
M. 4	hW	8-2	West Virginia	9-3
M. 7	hW	6-0	W. Carolina [TV]	10-3
M. 9	hL	7-13	W. Carolina	10-4
M. 10	hW	15-8	Michigan	11-4
M. 11	hL	6-8	Michigan	11-5
M. 12	hL	5-27	Michigan	11-6
M. 18	aW	7-5	Georgia	12-6
M. 19	aL	7-12	Georgia	12-7
M. 20	hW	25-17	Maryland	13-7
M. 21	hW	18-6	Maryland	14-7
M. 22	hW	10-7	Maryland	15-7
M. 24	aL	9-11	North Carolina	15-8
M. 25	aL	5-7	North Carolina	15-9
M. 26	aW	7-5	North Carolina	16-9
M. 28	hW	18-7	Georgia State	17-9
M. 31	hW	12-0	Coastal Carolina	18-9
A. 1	hW	10-5	Coastal Carolina	19-9
A. 2	hW	7-6	Coastal Carolina	20-9
A. 4	hW	7-6	Davidson	21-9
A. 7	aW	9-3	Duke	22-9
A. 8	aW	10-2	Duke	23-9
A. 9	34W	10-5	Duke	24-9
A. 12	hW	9-2	Mercer	25-9
A. 14	hW	12-10	Wake Forest	26-9
A. 15	hW	13-11	Wake Forest	27-9
A. 16	hW	9-2	Wake Forest [TV]	28-9
A. 18	hL	3-10	Georgia [TV]	28-10
A. 21	aL	1-2	Virginia	28-11
A. 22	aW	18-13	Virginia	29-11
A. 23	aL	1-4	Virginia	29-12
A. 25	aW	11-2	Georgia State	30-12
A. 26	hW	20-7	Georgia	31-12
A. 28	aL	5-8	Clemson	31-13
A. 29	aL	1-6	Clemson	31-14
A. 30	aL	5-6	Clemson [TV]	31-15
M. 2	aL	5-17	Mercer	31-16
M. 5	hW	5-4	Florida State	32-16
M. 6	hW	11-9	Florida State	33-16
M. 7	hL	9-14	Florida State [TV]	33-17
M. 9	hW	7-5	Ga. Southern [TV]	34-17
M. 10	hL	12-13	Ga. Southern	34-18
M. 12	hW	6-4	N.C. State [TV]	35-18
M. 13	hW	14-7	N.C. State	36-18
M. 14	hW	8-6	N.C. State [TV]	37-18
M. 17	21L+	5-9	N.C. State (12)	37-19
M. 18	21W+	3-2	Virginia	38-19
M. 19	21L+	9-12	North Carolina	38-20
M. 25	35L*	3-4	California	38-21
M. 26	aL*	4-6	Tennessee	38-22

*#Coors/UNLV Desert Classic
+ACC Tournament
NCAA Midwest Regional

1996 (40-24, 13-11 ACC)

Home: 25-9; Away: 10-9; Neutral: 5-6

F. 9	30L#	2-7	Alabama	0-1
F. 10	30L#	4-8	Texas Tech.	0-2
F. 11	30L#	7-8	Central Florida	0-3
F. 13	aL	3-4	Ga. Southern (10)	0-4
F. 14	aL	4-8	Georgia Southern	0-5
F. 17	hW	12-4	Notre Dame	1-5
F. 18	hW	9-4	Notre Dame	2-5
F. 24	hW	6-5	Georgia (10)	3-5
F. 25	aL	2-5	Georgia	3-6

F. 27	hW	7-2	Mercer	4-6
M. 1	hW	9-1	Rutgers	5-6
M. 2	hW	6-3	Rutgers	6-6
M. 3	hL	4-5	Rutgers	6-7
M. 5	hW	14-7	Jacksonville State	7-7
M. 9	hW	7-0	Connecticut	8-7
M. 9	hW	8-2	Connecticut	9-7
M. 10	hW	11-8	Connecticut	10-7
M. 16	hW	7-6	Virginia	11-7
M. 16	hW	5-4	Virginia	12-7
M. 17	hW	13-5	Virginia	13-7
M. 19	hW	10-7	Winthrop	14-7
M. 20	hW	14-1	Winthrop	15-7
M. 22	hW	14-12	Kent	16-7
M. 23	hL	7-9	Kent	16-8
M. 24	hW	17-16	Kent	17-8
M. 29	hL	5-6	Duke [TV]	17-9
M. 31	hW	15-7	Duke (7)	18-9
M. 31	hW	13-5	Duke (7)	19-9
A. 2	hW	23-4	Georgia State	20-9
A. 5	aL	6-10	N.C. State	20-10
A. 7	aW	3-2	N.C. State (7)	21-10
A. 7	aW	9-0	N.C. State (7)	22-10
A. 9	aW	4-2	Georgia State	23-10
A. 10	aW	11-8	Mercer	24-10
A. 12	aL	2-4	Wake Forest	24-11
A. 13	aW	13-2	Wake Forest	25-11
A. 14	aL	1-7	Wake Forest	25-12
A. 16	hW	7-6	UNC Asheville (7)	26-12
A. 16	hW	18-7	UNC Asheville (7)	27-12
A. 19	hL	6-12	North Carolina [TV]	27-13
A. 20	hL	7-8	North Carolina	27-14
A. 21	hL	11-12	North Carolina	27-15
A. 23	hW	4-3	Georgia [TV]	28-15
A. 26	aL	4-16	Florida State [TV]	28-16
A. 27	aL	3-6	Florida State	28-17
A. 28	aW	4-1	Florida State	29-17
A. 30	aW	10-3	Georgia	30-17
M. 3	aW	13-2	Maryland	31-17
M. 4	aW	7-1	Maryland	32-17
M. 5	aW	8-6	Maryland (10)	33-17
M. 7	hL	5-6	Georgia Southern	33-18
M. 8	hW	7-4	Georgia Southern	34-18
M. 10	hL	8-9	Clemson (10) [TV]	34-19
M. 11	hW	4-0	Clemson	35-19
M. 12	hL	2-9	Clemson [TV]	35-20
M. 16	34W+	13-9	North Carolina	36-20
M. 16	14L+	1-6	Clemson	36-21
M. 17	34W+	4-1	N.C. State	37-21
M. 18	34L+	4-8	Virginia	37-22
M. 23	28L*	3-13	New Orleans	37-23
M. 24	28W*	14-3	Austin Peay	38-23
M. 25	28W*	7-4	Tulane	39-23
M. 25	28W*	12-7	New Orleans	40-23
M. 26	aL*	13-29	Louisiana State	40-24

*#Olive Garden Classic
+ACC Tournament
NCAA South II Regional

1997 (46-15, 19-4 ACC)

Home: 29-5; Away: 14-7; Neutral: 3-3

F. 8	aW	10-0	Georgia Southern	1-0
F. 9	aW	8-5	Georgia Southern	2-0
F. 15	hW	5-0	Western Kentucky	3-0
F. 15	hW	14-2	Western Kentucky (7)	4-0
F. 16	hW	22-10	Western Kentucky	5-0
F. 18	aW	12-8	Mercer	6-0
F. 22	hW	9-1	Evansville	7-0
F. 23	hW	21-10	Evansville	8-0
F. 26	hW	15-12	Jacksonville State	9-0
F. 27	20L	2-7	Atlanta Braves (exh)	9-0
M. 1	aW	9-0	Georgia	10-0
M. 2	hL	1-4	Georgia	10-1
M. 4	hW	9-5	Stetson (10)	11-1
M. 5	hW	7-6	Mercer	12-1
M. 8	aW	11-8	North Carolina	13-1
M. 9	aW	10-7		

YEAR-BY-YEAR RESULTS

J. 30	39L	0-12	Oklahoma#	0-2
J. 31	39W	14-1	Jacksonville#	1-2
F. 5	aW	13-8	UCLA	2-2
F. 6	aL	3-12	UCLA	2-3
F. 7	aL	1-6	UCLA	2-4
F. 13	aW	6-4	Georgia Southern	3-4
F. 14	aW	11-4	Georgia Southern	4-4
F. 20	hW	8-2	West Virginia	5-4
F. 21	hW	7-6	West Virginia	6-4
F. 27	aW	14-8	Georgia State	7-4
F. 28	hW	9-3	Georgia State	8-4
M. 2	hW	22-4	Charleston So.	9-4
M. 3	hW	20-13	Charleston So.	10-4
M. 4	39L	5-15	Atlanta Braves (exh)	10-4
M. 5	hW	12-3	Rutgers	11-4
M. 6	hW	19-5	Rutgers	12-4
M. 7	hW	6-2	Rutgers	13-4
M. 10	hW	3-0	Georgia	14-4
M. 12	hW	9-4	N.C. State	15-4
M. 13	hW	7-6	N.C. State	16-4
M. 14	hL	7-12	N.C. State	16-5
M. 19	hW	5-2	Kent	17-5
M. 20	hL	6-11	Kent	17-6
M. 21	hW	13-12	Kent	18-6
M. 23	hW	2-0	Western Carolina	19-6
M. 24	hW	14-6	Howard	20-6
M. 26	hW	11-3	Maryland	21-6
M. 27	hW	5-1	Maryland	22-6
M. 28	hW	13-0	Maryland	23-6
A. 2	aL	6-7	Virginia (14)	23-7
A. 3	aW	7-6	Virginia	24-7
A. 4	aL	5-6	Virginia	24-8
A. 6	hW	2-1	Winthrop	25-8
A. 9	aL	6-7	Duke	25-9
A. 10	aW	10-7	Duke	26-9
A. 11	aW	6-2	Duke	27-9
A. 13	aL	1-5	Georgia	27-10
A. 16	hL	1-22	Wake Forest [TV]	27-11
A. 17	hL	3-12	Wake Forest	27-12
A. 18	hW	8-6	Wake Forest [TV]	28-12
A. 20	hW	7-2	Mercer	29-12
A. 23	aL	4-24	Clemson	29-13
A. 24	aL	8-13	Clemson	29-14
A. 25	aL	5-6	Clemson	29-15
A. 27	hW	8-1	Georgia [TV]	30-15
A. 30	hW	3-2	Florida State	31-15
M. 1	hL	4-18	Florida State	31-16
M. 2	hL	2-4	Florida State [TV]	31-17
M. 8	hW	9-8	Ga. Southern [TV]	32-17
M. 9	hW	3-1	Ga. Southern	33-17
M. 11	aW	15-12	Mercer	34-17
M. 12	aW	11-10	Georgia	35-17
M. 15	aL	0-5	North Carolina (7)	35-18
M. 15	aW	3-2	North Carolina (7)	36-18
M. 16	aW	3-2	North Carolina	37-18
M. 19	34W+	15-4	North Carolina	38-18
M. 20	34L+	3-7	Florida State	38-19
M. 21	34L+	6-9	N.C. State	38-20

#ACC Disney Baseball Blast
+ACC Tournament

2000 (50-16, 18-6 ACC)

Home: 31-8; Away: 14-7; Neutral: 5-1

F. 12	aW	15-3	Georgia Southern	1-0
F. 13	aW	7-6	Georgia Southern	2-0
F. 15	aL	3-4	Georgia State	2-1
F. 16	hW	14-4	Georgia State	3-1
F. 19	hW	9-1	Oakland	4-1
F. 20	hW	9-5	Oakland	5-1
F. 21	hW	22-3	Oakland	6-1
F. 22	hW	10-2	Jacksonville State	7-1
F. 26	hL	6-10	UNC Greensboro	7-2
F. 27	hW	8-7	UNC Greensboro	8-2
F. 29	aL	1-10	Georgia [TV]	8-3
M. 1	hL	5-13	Georgia [TV]	8-4
M. 3	31L#	2-9	Southern California	8-5
M. 10	hW	12-0	Connecticut	9-5
M. 11	hL	5-11	Connecticut	9-6
M. 12	hW	17-7	Connecticut	10-6
M. 14	aW	8-5	Georgia (11) [TV]	11-6
M. 15	hW	6-1	Liberty	12-6
M. 17	hW	5-4	North Carolina	13-6
M. 18	hW	16-3	North Carolina	14-6
M. 19	hW	8-7	North Carolina [TV]	15-6
M. 21	hW	3-2	Eastern Kentucky	16-6
M. 22	hW	5-4	Eastern Kentucky	17-6
M. 24	hW	14-1	Duke	18-6
M. 25	hL	3-4	Duke [TV]	18-7
M. 26	hL	3-4	Duke	18-8
M. 28	hW	6-3	Charleston So.	19-8
M. 29	hW	12-5	Charleston So.	20-8
M. 31	aW	13-1	NC State	21-8
A. 1	aW	11-6	NC State	22-8
A. 2	aW	4-3	NC State	23-8
A. 7	aW	7-3	Maryland	24-8
A. 8	aW	8-5	Maryland	25-8
A. 9	aW	10-3	Maryland	26-8
A. 11	aW	19-6	Mercer (7)	27-8
A. 12	hW	13-3	The Citadel	28-8

A. 14	hW	8-4	Virginia	29-8
A. 15	hW	5-1	Virginia	30-8
A. 16	hW	12-6	Virginia	31-8
A. 18	hW	17-5	Georgia Southern	32-8
A. 19	hW	22-8	Georgia Southern	33-8
A. 21	aL	0-6	Florida State	33-9
A. 22	aW	5-0	Florida State [TV]	34-9
A. 23	aL	5-7	Florida State [TV]	34-10
A. 25	hW	7-3	Georgia [TV]	35-10
A. 28	hW	7-4	Clemson	36-10
A. 29	hW	9-7	Clemson [TV]	37-10
A. 30	hL	12-13	Clemson [TV]	37-11
M. 6	aW	10-2	Miami [TV]	38-11
M. 7	aL	2-3	Miami [TV]	38-12
M. 8	aL	5-7	Miami [TV]	38-13
M. 9	hW	16-7	Mercer	39-13
M. 10	hW	10-6	East Tenn. State	40-13
M. 12	aW	10-8	Wake Forest	41-13
M. 13	aW	20-10	Wake Forest	42-13
M. 14	aL	5-9	Wake Forest	42-14
M. 17	40W+	9-3	Duke	43-14
M. 18	40W+	6-3	Wake Forest	44-14
M. 19	40W+	9-8	Clemson	45-14
M. 20	40W+	10-3	Florida State	46-14
M. 20	40W+	8-4	Clemson [TV]	47-14
M. 26	hW*	11-9	Georgia Southern	48-14
M. 27	hW*	24-1	Stetson	49-14
M. 28	hW*	16-11	Stetson	50-14
J. 2	hL^	2-7	So. California	50-15
J. 3	hL^	3-6	So. California	50-16

#Kia Baseball Bash, Fullerton, Calif.
+ACC Tournament (Champions)
*NCAA Atlanta Regional (Champions)
^NCAA Atlanta Super Regional
Tech Won ACC Regular Season

2001 (41-20, 13-11 ACC)

Home: 26-7; Away: 11-10; Neutral: 4-3

F. 9	41W#	11-9	Lamar	1-0
F. 10	aL#	4-5	Rice	1-1
F. 11	41W#	15-8	Nebraska	2-1
F. 17	aW	23-3	Georgia Southern	3-1
F. 18	aW	10-2	Georgia Southern	4-1
F. 21	aW	10-8	Georgia	5-1
F. 23	hW	18-7	Elon	6-1
F. 24	hW	9-5	Elon	7-1
F. 27	hW	16-0	Oakland (7)	8-1
F. 27	hW	19-4	Oakland (7)	9-1
F. 28	hW	18-0	Oakland (7)	10-1
M. 1	39L	4-18	Atlanta Braves (exh)	10-1
M. 2	hW	2-1	Rutgers (10)	11-1
M. 3	hL	9-10	Rutgers	11-2
M. 4	hW	13-1	Rutgers	12-2
M. 6	aL	0-4	Auburn	12-3
M. 9	hL	7-9	NC State	12-4
M. 10	hW	5-1	NC State	13-4
M. 11	hL	8-16	NC State	13-5
M. 13	aW	11-3	Georgia State	14-5
M. 16	hW	8-5	Kent State	15-5
M. 17	hW	10-3	Kent State	16-5
M. 18	hW	7-4	Kent State	17-5
M. 21	hL	9-15	Georgia	17-6
M. 23	hW	15-1	Maryland	18-6
M. 24	hW	8-1	Maryland	19-6
M. 25	hW	11-9	Maryland	20-6
M. 27	hW	10-4	Mercer	21-6
M. 30	aL	1-3	Virginia	21-7
M. 31	hW*	10-3	Virginia	22-7
A. 1	aW	13-9	Virginia	23-7
A. 4	hW	23-4	Georgia State	24-7
A. 6	aW	9-2	Duke	25-7
A. 7	aL	7-8	Duke	25-8
A. 8	aW	13-3	Duke	26-8
A. 10	hW	5-4	Ga. Southern [TV]	27-8
A. 11	hW	12-6	Ga. Southern	28-8
A. 13	hW	18-11	Wake Forest [TV]	29-8
A. 14	hL	10-14	Wake Forest [TV]	29-9
A. 15	hL	4-14	Wake Forest [TV]	29-10
A. 17	hW	11-1	Auburn	30-10
A. 20	aL	0-3	Clemson	30-11
A. 21	aL	1-5	Clemson [TV]	30-12
A. 22	aW	5-3	Clemson	31-12
A. 25	aL	4-5	Georgia [TV]	31-13
A. 27	hW	9-8	Florida State [TV]	32-13
A. 28	hL	2-6	Florida State [TV]	32-14
A. 29	hW	12-2	Florida State	33-14
M. 4	hW	9-4	Charleston So.	34-14
M. 5	hW	9-3	Charleston So.	35-14
M. 6	hW	10-5	Charleston So.	36-14
M. 7	hW	9-4	East Tenn. State	37-14
M. 8	aW	15-2	Mercer (7)	38-14
M. 11	aL	5-10	North Carolina	38-15
M. 12	aL	19-5	North Carolina	39-15
M. 13	aL	10-11	North Carolina	39-16
M. 16	40W+	16-2	Duke	40-16
M. 17	40W+	6-5	Florida State (10)	41-16
M. 18	40L+	3-4	Wake Forest	41-17

M. 19	40L+	4-6	NC State	41-18
M. 25	42L*	3-5	Coastal Carolina	41-19
M. 26	aL*	5-13	Georgia	41-20

#Crown Plaza/Rice Invit., Houston, Tex.
+ACC Tournament
*NCAA Athens Regional

2002 (52-16, 14-9 ACC)

Home: 36-4; Away: 11-7; Neutral: 5-5

F. 9	aW	10-2	Georgia Southern	1-0
F. 10	aW	7-4	Georgia Southern	2-0
F. 15	hW	12-3	Tennessee Tech	3-0
F. 16	hW	21-0	Tennessee Tech	4-0
F. 17	hW	17-3	Tennessee Tech	5-0
F. 19	hW	12-1	Wofford	6-0
F. 22	43W#	2-1	Coastal Carolina	7-0
F. 23	43L#	3-8	South Carolina [TV]	7-1
F. 24	43W#	8-2	Va. Commonwealth	8-1
M. 3	hW	12-5	Georgia State	9-1
M. 5	hW	6-5	East Tenn. State (10)	10-1
M. 8	hW	6-4	Winthrop	11-1
M. 9	hW	7-5	Winthrop	12-1
M. 10	hW	8-1	Winthrop	13-1
M. 13	aW	11-7	Georgia State	14-1
M. 15	aL	9-10	Wake Forest	14-2
M. 16	aL	5-11	Wake Forest	14-3
M. 19	hW	6-5	Eastern Kentucky	15-3
M. 20	hW	13-9	Eastern Kentucky	16-3
M. 23	hW	9-3	Gardner-Webb	17-3
M. 24	hW	6-2	Gardner-Webb	18-3
M. 26	aL	1-7	Georgia	18-4
M. 27	hW	9-1	Georgia	19-4
M. 29	aW	6-4	NC State	20-4
M. 30	aW	20-12	NC State	21-4
M. 30	aW	3-0	NC State	22-4
A. 2	hW	4-3	Ga. Southern (10)	23-4
A. 3	hW	9-3	Ga. Southern	24-4
A. 5	hW	4-2	Duke	25-4
A. 6	hW	8-7	Duke (10)	26-4
A. 7	hW	15-7	Duke	27-4
A. 9	aW	9-5	Auburn	28-4
A. 10	hW	2-1	Western Carolina	29-4
A. 12	aW	9-6	Maryland	30-4
A. 13	aL	8-9	Maryland	30-5
A. 14	aW	12-1	Maryland (7)	31-5
A. 16	hW	10-4	Auburn	32-5
A. 19	aL	3-4	Florida State [TV]	32-6
A. 20	aL	9-14	Florida State [TV]	32-7
A. 21	aL	1-13	Florida State	32-8
A. 23	hW	12-11	Mercer	33-8
A. 24	aW	6-1	Georgia	34-8
A. 26	hL	1-5	Virginia	34-9
A. 27	hW	3-2	Virginia (12)	35-9
A. 28	hW	9-3	Virginia	36-9
M. 4	hL	9-12	Clemson	36-10
M. 5	hW	15-6	Clemson [TV]	37-10
M. 6	hW	11-0	Clemson	38-10
M. 8	aW	20-7	Mercer	39-10
M. 10	hW	7-6	Miami [TV]	40-10
M. 11	hL	2-10	Miami [TV]	40-11
M. 12	hW	16-8	Miami (8)	41-11
M. 14	hW	12-11	Georgia (10) [TV]	42-11
M. 17	hW	7-4	North Carolina	43-11
M. 18	hW	12-9	North Carolina [TV]	44-11
M. 19	hL	1-6	North Carolina	44-12
M. 22	37L+	0-10	Clemson	44-13
M. 23	37W+	6-1	Duke	45-13
M. 24	37W+	10-8	North Carolina	46-13
M. 25	37L+	4-7	Florida State	46-14
M. 31	hW*	6-0	Coastal Carolina	47-14
J. 1	hW*	3-0	Georgia	48-14
J. 2	hW*	8-7	Georgia	49-14
J. 7	hW^	14-3	Florida Atlantic	50-14
J. 8	hW^	11-5	Florida Atlantic	51-14
J. 14	33W\$	11-0	South Carolina [TV]	52-14
J. 16	33L\$	7-9	Clemson [TV]	52-15
J. 18	33L\$	5-9	South Carolina [TV]	52-16

#Baseball at the Beach, Myrtle Beach, S.C.
+ACC Tournament
*NCAA

YEAR-BY-YEAR RESULTS

M. 2	aW	7-3	NC State	27-17
M. 7	hW	9-8	Duke (10)	28-17
M. 8	hW	9-8	Duke	29-17
M. 9	hW	14-3	Duke	30-17
M. 11	45W%	12-5	Georgia [TV]	31-17
M. 14	hW	8-3	Clemson [TV]	32-17
M. 15	hW	11-3	Clemson [TV]	33-17
M. 16	hW	8-4	Clemson	34-17
M. 18	hW	13-3	Georgia State [TV]	35-17
M. 21	47aW	10-2	Maryland	36-17
M. 22	47aW	15-1	Maryland	37-17
M. 23	47aW	18-6	Maryland	38-17
M. 26	44W+	4-3	Maryland	39-17
M. 27	44W+	11-7	Clemson (13)	40-17
M. 28	44W+	13-4	Florida State	41-17
M. 29	44L+	7-8	Florida State [TV]	41-18
M. 30	44L+	5-17	Florida State [TV]	41-19
J. 4	hW*	16-3	Jacksonville St.	42-19
J. 5	hW*	9-3	Texas Tech.	43-19
J. 6	hW*	5-3	Texas Tech.	44-19
J. 11	hL^	5-7	Georgia [TV]	44-20
J. 12	hL^	3-5	Georgia [TV]	44-21

#Kia Baseball Bash, Fullerton, Calif.
%Children's Healthcare of Atlanta Classic, Atlanta, Ga.
47-Considered Maryland home game
+ACC Tournament
*NCAA Atlanta Regional (Champions)
^NCAA Atlanta Super Regional
Tech Won ACC Regular Season

2005 (45-19, 22-8 ACC)

Home: 29-11; Away: 12-7; Neutral: 4-1

F. 11	hL	2-5	Georgia State	0-1
F. 12	aW	10-6	Georgia Southern	1-1
F. 13	aW	13-6	Ga. Southern (TV)	2-1
F. 18	hW	9-3	Iona	3-1
F. 19	hW	9-3	Iona	4-1
F. 19	hW	16-5	Iona	5-1
F. 23	aW	11-6	Georgia State	6-1
F. 25	hW	11-6	Rutgers	7-1
F. 26	hL	9-10	Rutgers (13)	7-2
M. 1	hW	9-1	Georgia Southern	8-2
M. 2	39L	0-12	Atlanta Braves (exh)	8-2
M. 4	aW	11-3	Duke	9-2
M. 5	aW	11-5	Duke	10-2
M. 6	aW	19-3	Duke	11-2
M. 8	hW	17-9	William & Mary	12-2
M. 9	hW	17-6	Georgia Southern	13-2
M. 11	hW	15-5	Wake Forest	14-2
M. 12	hW	16-14	Wake Forest	15-2
M. 13	hW	16-5	Wake Forest	16-2
M. 18	hW	9-5	NC State	17-2
M. 19	hW	5-0	NC State	18-2
M. 20	hW	11-10	NC State	19-2
M. 23	hL	6-7	Auburn (11)	19-3
M. 25	aL	1-20	Miami [TV]	19-4
M. 26	aW	17-7	Miami [TV]	20-4
M. 27	aW	11-10	Miami [TV]	21-4
M. 29	hL	5-8	Western Carolina	21-5
A. 1	hW	13-8	Maryland	22-5
A. 2	hL	1-2	Maryland	22-6
A. 3	hW	24-4	Maryland	23-6
A. 5	aW	3-2	Auburn	24-6
A. 8	hW	6-1	Winthrop	25-6
A. 9	hL	9-12	Winthrop	25-7
A. 10	hW	20-3	Winthrop	26-7
A. 15	hW	6-4	Florida State [TV]	27-7
A. 16	hW	9-8	Florida State [TV]	28-7
A. 17	hW	9-4	Florida State [TV]	29-7
A. 20	hW	12-2	Georgia	30-7
A. 22	aL	2-4	Virginia	30-8
A. 23	aL	2-9	Virginia	30-9
A. 24	aL	1-2	Virginia	30-10
A. 27	45L%	8-11	Georgia [TV]	30-11
A. 29	aW	18-14	Clemson [TV]	31-11
A. 30	aL	5-6	Clemson [TV]	31-12
M. 1	aW	6-4	Clemson [TV]	32-12
M. 6	hW	5-4	Florida Atlantic (10)	33-12
M. 7	hW	12-3	Florida Atlantic	34-12
M. 8	hL	0-2	Florida Atlantic	34-13
M. 10	hL	6-7	Coastal Carolina	34-14
M. 13	hW	10-0	Virginia Tech [TV]	35-14
M. 14	hW	27-2	Virginia Tech	36-14
M. 15	hW	11-1	Virginia Tech	37-14
M. 19	aL	4-5	North Carolina [TV]	37-15
M. 20	aL	6-7	North Carolina [TV]	37-16
M. 21	aW	8-1	North Carolina [TV]	38-16
M. 25	48W+	9-8	Wake Forest	39-16
M. 26	48W+	5-4	Florida State	40-16
M. 27	48W+	18-2	Florida State [TV] (7)	41-16
M. 28	48W+	4-3	Virginia	42-16
J. 3	hW*	5-4	Furman [TV] (10)	43-16
J. 4	hW*	10-2	South Carolina [TV]	44-16
J. 5	hL*	3-8	South Carolina [TV]	44-17
J. 6	hW*	5-0	South Carolina [TV]	45-17
J. 10	hL^	2-3	Tennessee [TV]	45-18
J. 11	hL^	3-13	Tennessee [TV]	45-19

#Baseball at the Beach, Myrtle Beach, S.C.
%Children's Healthcare of Atlanta Classic, Atlanta, Ga.
+ACC Tournament

*NCAA Atlanta Regional (Champions)
^NCAA Atlanta Super Regional
Tech Won ACC Regular Season

2006 (50-18, 19-11 ACC)

Home: 34-5; Away: 11-8; Neutral: 5-5

F. 11	aW	13-9	Georgia Southern	1-0
F. 12	aW	15-7	Georgia Southern [TV]	2-0
F. 15	hW	11-9	Georgia State	3-0
F. 17	hW	3-2	Kennesaw State	4-0
F. 18	hW	7-0	Kennesaw State	5-0
F. 19	hW	5-1	Kennesaw State	6-0
F. 21	hW	7-3	E. Tennessee State	7-0
F. 21	hW	5-2	E. Tennessee State	8-0
F. 24	43W#	8-5	Tennessee	9-0
F. 25	43W#	8-2	Va. Commonwealth (6)	10-0
M. 3	hW	25-8	Rutgers	11-0
M. 4	hW	12-2	Rutgers	12-0
M. 5	hW	11-4	Rutgers	13-0
M. 7	hW	2-1	Northeastern	14-0
M. 10	hW	8-2	Virginia	15-0
M. 11	hW	7-6	Virginia	16-0
M. 12	hL	3-6	Virginia	16-1
M. 15	hW	13-4	Miss. Valley St.	17-1
M. 17	aL	1-8	NC State	17-2
M. 18	aL	11-12	NC State (10)	17-3
M. 19	aW	17-11	NC State	18-3
M. 24	hL	0-2	North Carolina	18-4
M. 25	hW	11-1	North Carolina [TV]	19-4
M. 26	hW	3-2	North Carolina	20-4
M. 28	hW	19-5	Western Carolina	21-4
M. 31	aW	15-4	Maryland	22-4
A. 1	aL	3-6	Maryland	22-5
A. 2	aL	5-8	Maryland	22-6
A. 4	hL	7-19	Georgia Southern	22-7
A. 5	hW	7-4	Georgia Southern	23-7
A. 7	aL	6-8	Virginia Tech	23-8
A. 9	aW	17-11	Virginia Tech	24-8
A. 9	aW	5-3	Virginia Tech	25-8
A. 12	hW	8-2	Georgia	26-8
A. 14	hL	6-7	Clemson	26-9
A. 15	hW	12-3	Clemson [TV]	27-9
A. 16	hW	22-4	Clemson [TV]	28-9
A. 19	aW	13-2	Georgia State	29-9
A. 21	aW	15-8	Florida State [TV]	30-9
A. 23	aW	10-4	Florida State	31-9
A. 23	aW	8-7	Florida State	32-9
A. 26	aL	6-12	Georgia [TV]	32-10
A. 28	aW	12-4	Boston College	33-10
A. 29	aL	4-5	Boston College	33-11
A. 30	aL	1-5	Boston College	33-12
M. 5	hW	9-3	South Florida	34-12
M. 6	hW	7-2	South Florida	35-12
M. 6	hW	4-3	South Florida	36-12
M. 11	45L%	4-5	Georgia [TV] (11)	36-13
M. 12	hW	7-6	Duke (10)	37-13
M. 13	hW	11-8	Duke	38-13
M. 14	hW	18-6	Duke	39-13
M. 16	hW	16-2	Woford	40-13
M. 18	hL	7-8	Miami [TV]	40-14
M. 19	hW	14-5	Miami [TV]	41-14
M. 20	hW	12-7	Miami [TV]	42-14
M. 24	48W+	2-1	Miami	43-14
M. 25	48L+	2-3	Clemson	43-15
M. 26	48W+	7-4	Miami	44-15
M. 27	48W+	8-7	Clemson [TV] (10)	45-15
M. 27	48L+	11-16	Clemson	45-16
J. 3	hW*	7-5	Stetson [TV]	46-16
J. 3	hW*	7-3	Vanderbilt [TV]	47-16
J. 4	hW*	8-4	Vanderbilt [TV]	48-16
J. 9	hW^	5-0	Coll. of Charleston [TV]	49-16
J. 10	hW^	12-3	Coll. of Charleston [TV]	50-16
J. 16	33L\$	4-8	Clemson [TV]	50-17
J. 18	33L\$	5-7	Cal St. Fullerton [TV]	50-18

#Baseball at the Beach, Myrtle Beach, S.C.
%Children's Healthcare of Atlanta Classic, Atlanta, Ga.
+ACC Tournament
*NCAA Atlanta Regional (Champions)
^NCAA Atlanta Super Regional (Champions)
\$College World Series

2007 (32-25, 15-14 ACC)

Home: 21-10; Away: 10-12; Neutral: 1-3

F. 10	aL	4-11	Georgia Southern	0-1
F. 11	aL	6-9	Georgia Southern [TV]	0-2
F. 13	hW	11-8	Kennesaw State (10)	1-2
F. 16	hW	11-2	Illinois-Chicago	2-2
F. 17	hL	4-11	Illinois-Chicago	2-3
F. 18	hW	6-3	Illinois-Chicago	3-3
F. 21	hL	5-9	Georgia State	3-4
F. 23	hW	11-2	Duquesne	4-4
F. 24	hW	10-7	Duquesne	5-4
F. 25	hW	15-6	Duquesne	6-4
F. 27	hL	7-10	Western Carolina	6-5
F. 28	39L	0-5	Atlanta Braves (exh)	6-5
M. 2	hW	18-12	Rutgers	7-5
M. 3	hW	10-8	Rutgers	8-5
M. 4	hL	5-9	Rutgers	8-6
M. 9	hL	3-5	Virginia Tech	8-7

M. 10	hW	19-4	Virginia Tech	9-7
M. 11	hL	4-5	Virginia Tech	9-8
M. 14	aL	4-6	Kennesaw State	9-9
M. 16	hW	10-0	Boston College	10-9
M. 17	hW	5-2	Boston College	11-9
M. 18	hL	2-9	Boston College	11-10
M. 21	aW	3-0	Georgia State	12-10
M. 23	aW	3-2	Duke	13-10
M. 24	aL	0-3	Duke	13-11
M. 25	aW	5-1	Duke	14-11
M. 27	hW	10-2	Georgia Southern	15-11
M. 28	hW	6-2	Ga. Southern [TV]	16-11
M. 30	hW	5-4	Maryland	17-11
M. 31	hW	16-6	Maryland	18-11
A. 1	hW	4-2	Maryland	19-11
A. 3	hW	11-8	Woford	20-11
A. 6	aW	9-2	Miami [TV] (11)	21-11
A. 7	aL	2-5	Miami [TV]	21-12
A. 8	aL	7-8	Miami [TV]	21-13
A. 13	aW	2-1	Virginia (11)	22-13
A. 14	aL	6-7	Virginia	22-14
A. 18	hW	8-2	Georgia [TV]	23-14
A. 20	hW	2-1	NC State	24-14
A. 21	hW	4-3	NC State	25-14
A. 22	hW	7-3	NC State	26-14
A. 24	45L%	7-10	Georgia [TV]	26-15
A. 27	aL	2-3	Clemson (11)	26-16
A. 28	aL	3-10	Clemson	26-17
A. 29	aW	6-3	Clemson	27-17
M. 5	aW	11-3	USF	28-17
M. 6	aW	12-2	USF [TV]	29-17
M. 7	aW	15-7	USF	30-17
M. 9	aL	4-9	Georgia [TV]	30-18
M. 11	aL	3-10	North Carolina	30-19
M. 12	aL	9-5	North Carolina	31-19
M. 13	aL	11-14	North Carolina	31-20
M. 17	hL	2-17	Florida State [TV]	31-21
M. 18	hL	2-10	Florida State [TV]	31-22
M. 19	hL	11-17	Florida State [TV]	31-23
M. 23	48W+	8-4	North Carolina [TV]	32-23
M. 24	48L+	1-4	Virginia [TV]	32-24
M. 26	48L+	7-8	NC State [TV]	32-25

%Children's Healthcare of Atlanta Classic, Atlanta, Ga.
+ACC Tournament

2008 (41-21, 16-14 ACC)

Home: 26-8; Away: 12-10; Neutral: 3-3

F. 22	hW	14-0	Youngstown State	1-0
F. 23	hW	1-0	Youngstown State	2-0
F. 24	hW	5-1	Youngstown State	3-0
F. 26	hW	11-2	Georgia Southern	4-0
F. 27	hW	1-0	Georgia Southern (10)	5-0
F. 29	hL	6-10	Rutgers (11)	5-1
M. 1	hW	4-3	Rutgers	6-1
M. 2	hW	6-0	Rutgers	7-1
M. 4	hW	4-1	Western Carolina	8-1
M. 5	hW	5-3	Kennesaw State	9-1
M. 7	hW	14-1	Virginia Tech	10-1
M. 8	hW	6-4	Virginia Tech	11-1
M. 9	hW	2-1	Virginia Tech	12-1
M. 12	aW	10-6	Georgia State	13-1
M. 14	aL	7-8	Florida State	13-2
M. 15	aL	2-11	Florida State	13-3
M. 16	aL	8-17	Florida State	13-4
M. 18	aW	10-0	Kennesaw State	14-4
M. 19	hW	7-6	Mercer	15-4
M. 21	hW	5-4	Duke	16-4
M. 22	hW	4-2	Duke	17-4
M. 23	hL	3-10	Duke	17-5
M. 25	hW	12-1	Georgia State	18-5
M. 26	hW	17-4	Alabama State	19-5
M. 29	aW	5-2	Boston College	20-5
M. 29	aW	13-2	Boston College	21-5
M. 30	aW	3-2	Boston College	22-5
A. 1	hW	13-6	East Tennessee St.	23-5
A. 2	hW	5-4	East Tennessee St.	24-5
A. 4	49aL	1-8	North Carolina	24-6
A. 6	49aL	4-10	North Carolina	24-7
A. 6	49aW	4-1</		

YEAR-BY-YEAR RESULTS

M. 23 aW	15-8	Mercer	17-2
M. 24 aW	19-4	Mercer	18-2
M. 26 aW	2-1	North Carolina	19-2
M. 27 aW	13-5	North Carolina	20-2
M. 28 aW	11-8	North Carolina	21-2
M. 30 aW	14-3	Georgia State	22-2
M. 31 aL	7-4	Kennesaw State	22-3
A. 2 hW	13-3	Duke	23-3
A. 3 hW	21-5	Duke	24-3
A. 4 hW	9-4	Duke	25-3
A. 6 hW	8-2	Kennesaw State	26-3
A. 9 aL	7-4	Virginia	26-4
A. 10 aW	9-7	Virginia	27-4
A. 11 aL	9-1	Virginia	27-5
A. 14 aW	25-6	Georgia [TV]	28-5
A. 16 hW	8-6	Clemson (10)	29-5
A. 17 hW	4-3	Clemson [TV]	30-5
A. 18 hW	11-3	Clemson	31-5
A. 20 hW	6-2	Georgia Southern	32-5
A. 21 hW	18-4	Georgia Southern	33-5
A. 23 hL	3-1	Virginia Tech	33-6
A. 24 hL	10-3	Virginia Tech	33-7
A. 25 hW	14-12	Virginia Tech	34-7
A. 27 W%	6-4	Georgia [TV]	35-7
A. 30 aL	6-5	NC State	35-8
M. 1 aL	4-2	NC State [TV]	35-9
M. 2 aW	5-3	NC State	36-9
M. 7 hW	8-4	Illinois-Chicago	37-9
M. 8 hW	11-5	Illinois-Chicago	38-9
M. 9 hW	5-2	Illinois-Chicago	39-9
M. 14 hW	14-3	Miami [TV]	40-9
M. 15 hL	9-2	Miami [TV]	40-10
M. 16 hW	6-3	Miami [TV]	41-10
M. 18 hW	9-3	Georgia State	42-10
M. 20 aW	15-8	Boston College	43-10
M. 21 aW	7-5	Boston College	44-10
M. 22 aL	6-3	Boston College	44-11
M. 27 50L+	6-2	Virginia Tech [TV]	44-12
M. 29 50W+	17-5	NC State (7) [TV]	45-12
M. 29 50L+	9-3	Clemson [TV]	45-13
J. 4 hW*	10-0	Mercer [TV]	46-13
J. 5 hW*	5-2	Alabama [TV]	47-13
J. 6 hL*	8-1	Alabama [TV]	47-14
J. 7 hL*	10-8	Alabama [TV]	47-15

*%Children's Healthcare of Atlanta Classic, Atlanta, Ga.
+ ACC Tournament
* NCAA Atlanta Regional*

2011 (42-21, 22-8 ACC)

Home: 26-10; Away: 15-8; Neutral: 1-3

F. 18 hW	6-3	Kent State	1-0
F. 19 hW	8-1	Kent State	2-0
F. 20 hL	1-6	Kent State	2-1
F. 22 aL	5-6	Georgia Southern	2-2
F. 23 aW	7-4	Georgia Southern	3-2
F. 25 hW	13-0	St. John's	4-2
F. 26 hW	5-0	St. John's	5-2
F. 27 hL	3-13	St. John's	5-3
M. 2 hL	3-6	Georgia State	5-4
M. 4 hW	10-0	Rutgers	6-4
M. 4 hW	9-5	Rutgers	7-4
M. 6 hW	14-3	Rutgers	8-4
M. 8 hW	7-4	Kennesaw State	9-4
M. 11 hW	1-0	Maryland	10-4
M. 12 hW	9-3	Maryland	11-4
M. 13 hW	6-2	Maryland	12-4
M. 15 hW	4-3	Georgia Southern	13-4
M. 16 hW	12-3	Georgia Southern	14-4
M. 18 hW	9-2	NC State	15-4
M. 19 hW	12-0	NC State	16-4
M. 20 hW	11-4	NC State	17-4
M. 22 aW	15-6	Georgia [TV]	18-4
M. 25 aW	8-3	Miami [TV]	19-4
M. 26 aW	12-3	Miami (10) [TV]	20-4
M. 27 aW	3-1	Miami [TV]	21-4
M. 29 hL	2-4	Mercer	21-5
A. 1 aW	9-2	Duke	22-5
A. 2 aL	3-4	Duke	22-6
A. 3 aW	11-5	Duke	23-6
A. 5 aL	6-7	Kennesaw State	23-7
A. 8 hL	2-6	Virginia	23-8
A. 9 hL	9-12	Virginia	23-9
A. 10 hW	10-8	Virginia	24-9
A. 12 hW	5-3	Georgia [TV]	25-9
A. 15 aW	5-1	Wake Forest	26-9
A. 16 aL	4-6	Wake Forest	26-10
A. 17 aW	6-5	Wake Forest (12) 27-10A. 19 aL 3-6 at Mercer 27-11	
A. 22 hW	2-0	Boston College	28-11
A. 23 hW	8-1	Boston College	29-11
A. 24 hW	10-8	Boston College	30-11
A. 26 45L%	4-6	Georgia [TV]	30-12
A. 29 aL	2-4	Clemson	30-13
A. 30 aW	5-1	Clemson [TV]	31-13
M. 1 aL	1-3	Clemson	31-14
M. 7 aW	9-2	Illinois-Chicago	32-14
M. 8 aW	10-2	Illinois-Chicago	33-14
M. 9 aW	5-1	Illinois-Chicago	34-14
M. 10 hW	11-3	Savannah State	35-14

M. 13 hL	2-3	North Carolina	35-15
M. 14 hW	9-8	North Carolina	36-15
M. 15 hW	3-0	North Carolina	37-15
M. 17 hL	6-8	East Tennessee St.	37-16
M. 19 aW	11-4	Florida Tech	38-16
M. 20 aL	5-7	Virginia Tech	38-17
M. 21 aW	5-3	Virginia Tech	39-17
M. 25 34L+	0-9	Clemson [TV]	39-18
M. 26 34W+	6-5	NC State (15) [TV]	40-18
M. 28 34L+	2-4	Florida State (10)	40-19
J. 3 hL*	1-2	Austin Peay	40-20
J. 4 hW*	6-2	Southern Miss.	41-20
J. 5 hW*	12-2	Austin Peay	42-20
J. 5 hL*	3-7	Mississippi State	42-21

*%Children's Healthcare of Atlanta Classic, Atlanta, Ga.
+ ACC Tournament
* NCAA Atlanta Regional*

2012 (38-26, 12-18 ACC)

Home: 20-11; Away: 10-14; Neutral: 8-1

F. 17 51L#	0-5	Kent State	0-1
F. 17 aW#	5-0	Winthrop	1-1
F. 18 51W#	6-2	Kent State	2-1
F. 18 aW#	5-3	Winthrop	3-1
F. 22 aW	11-9	Georgia Southern	4-1
F. 24 hW	12-4	Ohio State	5-1
F. 25 hL	3-7	Ohio State	5-2
F. 26 hW	13-4	Ohio State	6-2
F. 29 hW	11-5	Kennesaw State	7-2
M. 2 hW	16-2	Rutgers	8-2
M. 3 hW	9-4	Rutgers	9-2
M. 4 hW	6-3	Rutgers	10-2
M. 7 aL	4-5	Georgia State	10-3
M. 9 aW	14-6	NC State	11-3
M. 10 aL	5-8	NC State [TV]	11-4
M. 11 aL	3-8	NC State [TV]	11-5
M. 13 hW	15-4	Wagner	12-5
M. 16 hW	12-3	Virginia Tech [TV]	13-5
M. 17 hL	9-12	Virginia Tech [TV]	13-6
M. 18 hW	9-1	Virginia Tech [TV]	14-6
M. 20 aL	1-7	Georgia [TV]	14-7
M. 23 aL	7-15	Boston College	14-8
M. 24 aL	3-4	Boston College	14-9
M. 24 aW	2-1	Boston College	15-9
M. 27 hL	3-5	Georgia Southern	15-10
M. 28 hW	10-5	Georgia Southern	16-10
M. 31 hW	1-0	Duke [TV]	17-10
M. 31 hW	8-0	Duke	18-10
A. 1 hL	3-4	Duke	18-11
A. 3 aW	7-3	Kennesaw State	19-11
A. 6 hL	1-2	Florida State (10) [TV]	19-12
A. 7 hL	7-12	Florida State [TV]	19-13
A. 8 hL	4-8	Florida State [TV]	19-14
A. 10 hW	6-4	Mercer	20-14
A. 13 aL	2-4	Wake Forest [TV]	20-15
A. 14 aW	8-7	Wake Forest	21-15
A. 15 aL	3-11	Wake Forest [TV]	21-16
A. 17 hW	8-4	Georgia State	22-16
A. 20 aW	11-4	North Carolina [TV]	23-16
A. 21 aL	6-12	North Carolina [TV]	23-17
A. 21 aW	4-2	North Carolina	24-17
A. 24 45W%	4-3	Georgia [TV]	25-17
A. 27 hW	6-5	Clemson (13) [TV]	26-17
A. 28 hL	7-13	Clemson [TV]	26-18
A. 29 hL	8-11	Clemson [TV]	26-19
M. 5 hW	9-0	Charlotte	27-19
M. 6 hW	6-3	Charlotte	28-19
M. 6 hW	6-5	Charlotte (11)	29-19
M. 9 hW	8-6	Georgia [TV]	30-19
M. 11 aL	5-6	Virginia	30-20
M. 12 aL	2-4	Virginia [TV]	30-21
M. 13 aW	5-4	Virginia (13)	31-21
M. 15 aL	3-4	Mercer	31-22
M. 15 hL	4-5	Miami [TV]	31-23
M. 16 hL	6-8	Miami [TV]	31-24
M. 17 hW	2-1	Miami [TV]	32-24
M. 23 50W+	5-4	Florida State [TV]	33-24
M. 25 50W+	17-6	Virginia (7) [TV]	34-24
M. 26 50W+	5-1	Clemson [TV]	35-24
M. 27 50W+	8-5	Miami [TV]	6-24
J. 1 27W*	8-4	Coll. of Charleston [TV]	37-24
J. 2 aL*	2-6	Florida [TV]	37-25
J. 3 27W*	3-0	Coll. of Charleston [TV]	38-25
J. 3 aL*	3-15	Florida [TV]	38-26

*%Children's Healthcare of Atlanta Classic, Atlanta, Ga.
Coca-Cola Winthrop Classic, Rock Hill, S.C.
+ ACC Tournament (Champions)
* NCAA Gainesville Regional*

2013 (37-27, 14-16 ACC)

Home: 25-11; Away: 6-13; Neutral: 6-3

F. 14 hW#	6-5	Old Dominion	1-0
F. 15 hL#	1-3	Radford	1-1
F. 16 hL#	3-5	VCU	1-2
F. 19 aL	3-4	Georgia Southern	1-3
F. 21 hW	7-3	UNC Greensboro	2-3
F. 22 hW	7-0	UNC Greensboro	3-3
F. 23 hW	12-3	UNC Greensboro	4-3
F. 25 hL (12)	3-5	Kennesaw State	4-4
F. 28 hW	3-2	Bowling Green	5-4
M. 1 hW	8-3	Bowling Green	6-4
M. 2 hW	8-5	Bowling Green	7-4
M. 4 aL	0-1	Georgia [TV]	7-4
M. 7 hL	2-9	Wake Forest [TV]	7-6
M. 8 hL	8-12	Wake Forest	7-7
M. 9 hW	5-1	Wake Forest	8-7
M. 11 hW	7-5	Western Carolina	9-7
M. 14 hL	8-10	Miami [TV]	9-8
M. 15 hW	13-7	Miami	10-8
M. 15 hW	3-2	Miami (11)	11-8
M. 18 aW	8-7	Kennesaw State	12-8
M. 19 aW	9-4	Georgia State	13-8
M. 21 aL	2-3	North Carolina [TV] (11)	13-9
M. 22 aW	6-5	North Carolina [TV] (13)	14-9
M. 22 aW	9-1	North Carolina [TV]	15-9
M. 25 hL	1-4	Mercer	15-10
M. 28 aL	3-4	Pittsburgh (13)	15-11
M. 29 aL	0-5	Pittsburgh	15-12
M. 30 aL	2-4	Pittsburgh	15-13
A. 2 hW	7-3	Georgia State	16-13
A. 4 hW	7-4	Duke [TV]	17-13
A. 5 hW	5-1	Duke [TV]	18-13
A. 6 hW	1-0	Duke [TV]	19-13
A. 8 hW	13-2	Georgia Southern	20-13
A. 9 hW	12-1	Savannah State	21-13
A. 11 hW	5-3	Florida State [TV]	22-13
A. 12 hW	12-4	Florida State [TV]	23-13
A. 13 hL	4-5	Florida State [TV]	23-14

F. 27 aW	14-8	Georgia Southern	8-1
M. 1 hW	13-1	Rutgers [TV]	9-1
M. 2 hW	11-2	Rutgers	10-1
M. 3 hW	12-0	Rutgers	11-1
M. 5 hW	16-9	Mercer	12-1
M. 8 aW	11-1	Virginia Tech	13-1
M. 9 aW	14-9	Virginia Tech	14-1
M. 10 aL	2-6	Virginia Tech	14-2
M. 15 hW	12-5	Boston College	15-2
M. 16 hW	11-3	Boston College	16-2
M. 17 hW	9-1	Boston College	17-2
M. 19 hL	4-5	Georgia Southern [TV]	17-3
M. 22 aW	10-0	Florida State [TV]	18-3
M. 22 aL	3-11	Florida State [TV]	18-4
M. 24 aL	6-8	Florida State [TV]	18-5
M. 26 hW	5-4	The Citadel	19-5
M. 29 hW	5-1	Wake Forest [TV]	20-5
M. 30 hW	8-1	Wake Forest [TV]	21-5
M. 30 hL	6-8	Wake Forest [TV]	21-6
A. 2 aL	1-10	Mercer	21-7
A. 3 hW	9-1	Kennesaw State	22-7
A. 5 aL	0-2	Duke	22-8
A. 6 aW	2-1	Duke	23-8
A. 7 aL	0-3	Duke	23-9
A. 9 aW	7-5	Georgia [TV]	24-9
A. 12 hW	2-1	Virginia [TV]	25-9
A. 13 hL	2-7	Virginia [TV]	25-10
A. 14 hW	3-2	Virginia (6) [TV]	26-10
A. 16 hW	14-1	Savannah State	27-10
A. 19 hL	4-13	NC State [TV]	27-11
A. 20 hL	2-6	NC State [TV]	27-12
A. 21 hL	7-8	NC State [TV]	27-13
A. 23 45L%	0-17	Georgia [TV]	27-14
A. 26 aL	3-11	Clemson	27-15
A. 26 aL	3-4	Clemson (11) [TV]	27-16
A. 27 aW	14-9	Clemson	28-16
M. 3 hW	4-2	Coastal Carolina [TV]	29-16
M. 3 hL	4-7	Coastal Carolina [TV]	29-17
M. 5 hL	8-12	Coastal Carolina [TV]	29-18
M. 7 aW	9-2	Ohio State [TV]	30-18
M. 8 aL	2-3	Ohio State	30-19
M. 10 hW	5-4	North Carolina [TV]	31-19
M. 11 hL	1-3	North Carolina [TV]	31-20
M. 12 hW	9-8	North Carolina (11) [TV]	32-20
M. 14 hL	13-14	Georgia (11) [TV]	32-21
M. 16 aL	3-8	Miami [TV]	32-22
M. 17 aL	7-11	Miami [TV]	32-23
M. 18 aW	10-1	Miami [TV]	33-23
M. 22 34W+	4-3	Florida State [TV]	34-23
M. 23 34L+	2-8	Virginia [TV]	34-24
M. 24 34L+	2-3	Virginia Tech [TV]	34-25
M. 31 52L*	4-6	Illinois [TV]	34-26
J. 1 52W*	5-1	East Tenn. St. [TV]	35-26
J. 2 52W*	6-3	Illinois [TV]	36-26
J. 2 aW*	5-0	Vanderbilt [TV]	37-26
J. 3 aL*	1-7	Vanderbilt [TV]	37-27

*%Children's Healthcare of Atlanta Classic, Atlanta, Ga.
+ ACC Tournament
* NCAA Nashville Regional*

2014 (37-27, 14-16 ACC)

Home: 25-11; Away: 6-13; Neutral: 6-3

F. 14 hW#	6-5	Old Dominion	1-0
F. 15 hL#	1-3	Radford	1-1
F. 16 hL#	3-5	VCU	1-2
F. 19 aL	3-4	Georgia Southern	1-3
F. 21 hW	7-3	UNC Greensboro	2-3
F. 22 hW	7-0	UNC Greensboro	3-3
F. 23 hW	12-3	UNC Greensboro	4-3
F. 25 hL (12)	3-5	Kennesaw State	4-4

YEAR-BY-YEAR RESULTS

F.26	hW	4-1	UMBC	5-0
F.27	hW	9-2	UMBC	6-0
F.28	hW	6-1	UMBC	7-0
M.1	hW	11-6	Georgia State	8-0
M.4	hW	5-4	Western Carolina	9-0
M.5	hW	14-3	Western Carolina	10-0
M.6	hW	4-3	Western Carolina	11-0
M.8	aW	4-1	Auburn [TV]	12-0
M.11	aL	2-8	Florida State [TV]	12-1
M.12	aL	9-14	Florida State [TV]	12-2
M.13	aL	3-8	Florida State [TV]	12-3
M.15	hL	3-14	Auburn [TV]	12-4
M.18	hW	14-4	Virginia Tech	13-4
M.19	hW	8-3	Virginia Tech	14-4
M.20	hW	16-8	Virginia Tech	15-4
M.22	aW	13-2	Kennesaw State [TV]	16-4
M.24	aW	3-2	North Carolina	17-4
M.25	aL	0-8	North Carolina [TV]	17-5
M.26	aW	6-0	North Carolina [TV]	18-5
M.30	hW	6-1	Georgia Southern	19-5
A.1	hW	3-2	Duke	20-5
A.2	hL	13-14	Duke (10)	20-6
A.3	hL	4-10	Duke	20-7
A.5	aW	6-5	Mercer	21-7
A.6	hW	4-2	Kennesaw State	22-7
A.8	aW	6-3	Pittsburgh [TV]	23-7
A.10	aL	6-13	Pittsburgh [TV]	23-8
A.12	hL	1-3	Georgia [TV]	23-9
A.15	hL	3-8	NC State [TV]	23-10
A.16	hL	6-15	NC State [TV]	23-11
A.17	hW	16-7	NC State [TV]	24-11
A.19	hL	8-9	Mercer	24-12
A.20	aW	11-5	Georgia State	25-12
A.22	aL	7-8	Clemson (10)	25-13
A.23	aW	16-1	Clemson	26-13
A.24	aW	7-5	Clemson	27-13
A.26	aL	5-13	Georgia [TV]	27-14
A.29	hW	9-1	Coastal Carolina [TV]	28-14
A.30	hW	9-8	Coastal Carolina [TV]	29-14
M.1	hW	4-2	Coastal Carolina [TV] (7)	30-14
M.7	hW	12-1	Miami	31-14
M.8	hL	2-12	Miami	31-15
M.9	hL	6-17	Miami [TV]	31-16
M.10	hW	21-3	Savannah State	32-16
M.13	aL	3-6	Virginia	32-17
M.14	aL	4-9	Virginia	32-18
M.15	aW	5-4	Virginia	33-18
M.17	45W%	6-3	Georgia [TV] (10)	34-18
M.19	hW	6-3	Boston College [TV]	35-18
M.21	hL	3-8	Boston College [TV]	35-19
M.21	hL	6-7	Boston College [TV]	35-20
M.24	15W+	6-0	Boston College [TV]	36-20
M.25	15L+	0-4	Miami [TV]	36-21
M.26	15L+	1-6	Florida State [TV]	36-22
M.27	15L+	0-5	NC State [TV] (12)	36-23
J.3	27L*	6-7	Connecticut [TV]	36-24
J.4	27W*	12-3	Bethune-Cookman [TV] (37)	37-24
J.5	27W*	7-5	Connecticut [TV]	38-24
J.5	aL*	1-10	Florida [TV]	38-25

Battle in Midtown, Atlanta, Ga.
%Children's Healthcare of Atlanta Classic, Atlanta, Ga.
+ ACC Tournament
* NCAA Gainesville Regional

2017 (27-28, 11-19 ACC)

Home: 17-13; Away: 10-12; Neutral: 0-3				
F.17	hW#	5-3	BYU [ACCX]	1-0
F.18	hW#	11-3	Marshall [ACCX]	2-0
F.19	hW#	8-3	Western Michigan [ACCX]	3-0
F.21	aW	10-3	Georgia Southern [ESPN3]	4-0
F.24	hW	15-6	Youngstown State [ACCX]	5-0
F.25	hW	14-6	Youngstown State [ACCX]	6-0
F.26	hL	3-12	Youngstown State [ACCX]	6-1
F.28	hW	12-5	Georgia State [ACCX]	7-1
M.3	hW	12-3	Belmont [ACCX]	8-1
M.4	hW	10-2	Belmont [ACCX]	9-1
M.5	hL	5-11	Belmont [ACCX]	9-2
M.10	aL	8-10	Miami [ACCX]	9-3
M.11	aW	7-5	Miami [ACCX] (11)	10-3
M.12	aL	7-17	Miami [ACCX]	10-4
M.14	hW	2-0	Oklahoma [ACCX]	11-4
M.17	hL	5-6	North Carolina [ACCX]	11-5
M.18	hW	4-2	North Carolina [ACCX] (12)	12-5
M.19	hL	4-7	North Carolina [ACCX]	12-6
M.21	hL	4-7	Auburn [ACCX]	12-7
M.24	aW	7-6	Wake Forest [ACCX] (11)	13-7
M.25	aL	8-17	Wake Forest [ACCX]	13-8
M.26	aL	4-8	Wake Forest [ACCX]	13-9
M.28	aW	11-3	Mercer [ASN]	14-9
M.31	hL	6-11	Clemson [ACCX]	14-10
A.1	hW	5-1	Clemson [ACCX]	15-10
A.2	hL	6-13	Clemson [ACCX]	15-11
A.4	aW	11-8	Auburn [SEC]	16-11
A.7	aL	3-4	Notre Dame [ACCX]	16-12
A.8	aL	3-4	Notre Dame [ACCX]	16-13
A.9	aL	6-9	Notre Dame [ACCX]	16-14
A.11	aL	1-5	Georgia [SEC]	16-15
A.13	hL	0-3	Louisville [ACCX]	16-16
A.14	hL	1-10	Louisville [ACCX]	16-17

A.15	hL	4-5	Louisville [ACCX]	16-18
A.18	hW	8-5	Mercer [ACCX]	17-18
A.19	aW	7-0	Georgia State	18-18
A.21	aW	13-3	Virginia Tech	19-18
A.21	aL	4-8	Virginia Tech	19-19
A.22	aW	6-4	Virginia Tech	20-19
A.25	hL	5-7	Georgia [ACCX]	20-20
A.26	aW	3-0	UIC [ESPN3]	21-20
A.26	aL	0-1	UIC [ESPN3]	21-21
M.6	hW	8-7	Pittsburgh [ACCX]	22-21
M.7	hW	4-3	Pittsburgh [RSN]	23-21
M.8	hW	5-2	Pittsburgh [ESPNJ]	24-21
M.9	55L%	7-8	Georgia	24-22
M.12	aL	5-7	Duke [ACCX]	24-23
M.13	aL	5-12	Duke [ACCX]	24-24
M.14	aW	5-3	Duke [ACCX]	25-24
M.16	hW	12-3	Georgia Southern [ACCX]	26-24
M.18	hW	14-7	Virginia [ACCX]	27-24
M.19	hL	3-16	Virginia [ACCX]	27-25
M.20	hL	9-10	Virginia [ACCX]	27-26
M.23	56L+	5-6	Miami [RSN] (13)	27-27
M.25	57L+	4-5	Wake Forest [ACCX]	27-28

Atlanta Challenge, Atlanta, Ga.
%Children's Healthcare of Atlanta Classic, Atlanta, Ga.
(SunTrust Park)
+ ACC Tournament

[ACCX] - ACC Network
[ASN] - American Sports Network
[RSN] - Regional Sports Network
[SEC] - SEC Network

2018 (31-21, 14-16 ACC)

Home: 25-10; Away: 6-14; Neutral: 0-3				
F.16	hW#	3-2	Minnesota [ACCX]	1-0
F.17	hL#	7-10	Bradley [ACCX]	1-1
F.18	hL#	7-9	UConn (10) [ACCX]	1-2
F.20	aW	7-1	Ga. Southern [ESPN3]	2-2
F.23	hW	10-0	Dartmouth [ACCX]	2-2
F.24	hW	12-9	Dartmouth [ACCX]	4-2
F.24	hW	11-5	Dartmouth [ACCX]	5-2
F.27	hW	8-0	Arkansas-Pine Bluff [ACCX]	6-2
M.2	hW	5-0	UIC [ACCX]	7-2
M.4	hW	3-2	UIC [ACCX]	8-2
M.7	hL	5-12	UIC [ACCX]	8-3
M.9	aL	2-3	#6 Clemson* [ACCX]	9-4
M.10	aL	3-7	#6 Clemson* [ACCX]	9-5
M.10	aL	2-13	#6 Clemson* [ACCX]	9-6
M.13	aL	7-12	#13 Auburn [SEC]	9-7
M.16	hW	16-9	Virginia Tech* [ACCX]	10-7
M.17	hL	8-10	Virginia Tech* [ACCX]	10-8
M.18	hW	10-6	Virginia Tech* [ACCX]	11-8
M.20	hW	6-4	#6 Auburn [ACCX]	12-8
M.21	hL	2-6	Mercer [ACCX]	12-9
M.23	aL	13-4	#6 NC State* [ACCX]	13-9
M.23	aL	2-5	#6 NC State* [ACCX]	13-10
M.25	aL	6-9	#6 NC State* [ACCX]	13-11
M.27	hW	3-1	Ga. Southern [ACCX]	14-11
M.30	hW	6-1	Miami* [ACCX]	15-11
M.31	hW	13-4	Miami* [ACCX]	16-11
A.1	hW	4-1	Miami* [ACCX]	17-11
A.3	aL	0-4	#17 Georgia [SEC]	17-12
A.6	hL	2-10	#6 Florida State* [ACCX]	17-13
A.7	hW	2-1	#6 Florida State* [ACCX]	18-13
A.8	hW	16-3	#6 Florida State* [ACCX]	19-13
A.10	aW	16-8	Mercer [ESPN3]	20-13
A.11	hL	2-5	Georgia State [ACCX]	20-14
A.13	aW	7-3	Pittsburgh* [ACCX]	21-14
A.14	aL	3-4	Pittsburgh* (14) [ACCX]	21-15
A.15	aL	5-6	Pittsburgh* [ACCX]	21-16
A.18	hW	17-7	Kennesaw State [ACCX]	22-16
A.20	aL	3-9	#8 North Carolina* [ACCX]	22-17
A.21	aL	8-9	#8 North Carolina* [ACCX]	22-18
A.22	aL	3-10	#8 North Carolina* [ACCX]	22-19
A.25	hL	3-8	#20 Georgia [ACCX]	22-20
A.27	hW	7-0	Wake Forest* [ACCX]	23-20
A.28	hW	5-1	Wake Forest* [ACCX]	24-20
A.29	hL	3-6	Wake Forest* [ACCX]	24-21
M.5	hW	6-5	Radford [ACCX]	25-21
M.6	hW	4-0	Radford [ACCX]	26-21
M.8	nL%	1-3	#15 Georgia	27-22
M.11	aL	6-8	Virginia* [ACCX]	27-23
M.12	aW	5-1	Virginia* [ACCX]	28-23
M.14	aL	4-8	Virginia* [ESPNJ]	28-24
M.15	hW	8-5	SEMO [ACCX]	29-24
M.17	hW	9-6	#10 Duke* [ACCX]	30-24
M.18	hW	20-7	#10 Duke* [ACCX]	31-24
M.19	hL	5-12	#10 Duke* [ACCX]	31-25
M.22	nL+	1-2	Pittsburgh* [RSN]	31-26
M.25	nL+	0-9	#5 North Carolina* [RSN]	31-27

Atlanta Challenge, Atlanta, Ga.
%Children's Healthcare of Atlanta Classic, Atlanta, Ga.
(SunTrust Park)
+ ACC Tournament

[ACCX] - ACC Network Extra
[RSN] - Regional Sports Network
[SEC] - SEC Network

2019 (43-19, 19-11 ACC)

Home: 26-11; Away: 13-7; Neutral: 4-1				
F.15	hW#	6-3	Illinois-Chicago [ACCX]	1-0
F.16	hL#	1-7	Richmond [ACCX]	1-1
F.16	hW#	5-4	West Virginia (11) [ACCX]	2-1
F.22	hW	4-3	#3 UCLA (11) [ACCX]	3-1
F.23	hL	2-8	#3 UCLA [ACCX]	3-2
F.24	hL	0-6	#3 UCLA [ACCX]	3-3
F.26	hW	7-3	Georgia State [ACCX]	4-3
F.27	aW	10-0	Georgia State	5-3
M.1	hW	12-1	Northwestern [ACCX]	6-3
M.2	hW	9-2	Northwestern [ACCX]	7-3
M.3	hL	1-5	Northwestern [ACCX]	7-4
M.5	aW	10-7	Kennesaw State	8-4
M.6	hW	9-1	Kennesaw State [ACCX]	9-4
M.8	aW	5-4	Miami (Fla.)* (10) [ACCX]	10-4
M.9	aL	5-6	Miami (Fla.)* [ACCX]	10-5
M.10	aL	6-9	Miami (Fla.)* [ACCX]	10-6
M.12	hW	7-6	Ga. Southern [ESPN3]	11-6
M.15	hL	8-9	Virginia* [ACCX]	11-7
M.16	hW	7-3	Virginia* [ACCX]	12-7
M.17	hW	6-5	Virginia* [ACCX]	13-7
M.19	aW	14-8	Mercer [ESPN+]	14-7
M.22	aW	3-1	#4 Louisville* [ACCX]	15-7
M.23	aW	4-0	#4 Louisville* [ACCX]	16-7
M.24	aL	4-5	#4 Louisville* [ACCX]	16-8
M.26	hW	11-2	#4 Georgia (7) [ACCX]	17-8
M.29	hL	6-9	Notre Dame* [ACCX]	17-9
M.30	hW	11-2	Notre Dame* [ACCX]	18-9
M.31	hW	8-7	Notre Dame* [ACCX]	19-9
A.2	aW	9-3	#15 Auburn [SEC+]	20-9
A.5	aL	4-11	#9 North Carolina* [ACCX]	20-10
A.6	hW	11-10	#9 North Carolina* [ACCX]	21-10
A.7	hW	10-5	#9 North Carolina* [ACCX]	22-10
A.9	aL	2-12	#2 Georgia [SECN]	22-11
A.12	aL	2-9	Boston College* [ACCX]	22-12
A.13	aW	9-1	Boston College* [ACCX]	23-12
A.14	aW	7-0	Boston College* [ACCX]	24-12
A.16	hW	11-6	#23 Auburn [ACCX]	25-12
A.18	aL	2-3	Virginia Tech* [ACCX]	25-13
A.20	aW	7-5	Virginia Tech* [ACCX]	26-13
A.20	aW	4-3	Virginia Tech* [ACCX]	27-13
A.23	55W%	8-6	#4 Georgia [ACCX]	28-13
A.26	hW	8-7	Clemson* [ACCX]	29-13
A.27	hW	13-8	Clemson* [ACCX]	30-13
A.28	hL	7-11	Clemson* [ACCX]	30-14
M.3	hW	25-4	Western Carolina [ACCX]	31-14
M.4	hW	16-3	Western Carolina [ACCX]	32-14
M.5	hW	14-1	Western Carolina [ACCX]	33-14
M.10	aW	14-10	Duke* [ACCX]	34-14
M.11	aW	15-3	Duke* [ACCX]	35-14
M.12	aL	10-4	Duke* [ACCX]	35-15
M.14	hW	7-1	Mercer [ACCX]	36-15
M.16	hW	12-7	Pittsburgh* [ACCX]	37-15
M.17	hW	2-0	Pittsburgh* [ACCX]	38-15
M.18	hL	3-9	Pittsburgh* [ACCX]	38-16
M.22	34W+	12-6	Notre Dame [RSN]	39-16
M.24	34W+	5-4	Duke [RSN]	40-16
M.25	34W+	9-2	NC State [RSN]	41-16
M.26	34L+	2-10	North Carolina [ESPN2]	41-17
M.31	hW*	13-2	Florida A&M [ESPN3]	42-17
J.1	hL*	5-6	Auburn [SECN]	42-18
J.2	hW*	10-8	Coastal Carolina [ESPNJ]	43-18
J.2	hL*	1-4	Auburn [ESPN3]	43-19

Atlanta Challenge, Atlanta, Ga.
%Children's Healthcare of Atlanta Classic, Atlanta, Ga.
(SunTrust Park)
+ ACC Tournament
* NCAA Atlanta Regional

[ACCX] - ACC Network Extra
[RSN] - Regional Sports Network
[SECN] - SEC Network

2020^ (11-5, 2-1 ACC)

Home: 9-3; Away: 2-1; Neutral: 0-1				
F.14	hW#	6-0	St. Peter's [ACCX]	1-0
F.15	hW#	6-4	Cincinnati [ACCX]	2-0
F.16	hL#	1-11	St. John's [ACCX]	2-1
F.18	aW	4-3	Ga. Southern [ACCX]	3-1
F.21	hW	12-4	Ohio	

YEAR-BY-YEAR RESULTS/COACHING RECORDS

A. 1	aW	6-4	#2 Virginia* [ACCX]	18-9
A. 2	aL	9-13	#2 Virginia* [ACCX]	18-10
A. 3	aL	9-18	#2 Virginia* [ACCX]	18-11
A. 5	hW	27-4	USC Upstate [ACCX]	19-11
A. 8	hW	7-3	#13 Florida St.* [ACCX]	20-11
A. 9	hL	6-9	#13 Florida St.* [ACCX]	20-12
A. 10	hW	10-0	#13 Florida St.* [ACCX]	21-12
A. 12	hL	6-9	Georgia State [ACCX]	21-13
A. 15	aW	15-12	North Carolina* [ACCX]	22-13
A. 16	aL	5-10	North Carolina* [ACCX]	22-14
A. 17	aW	11-8	North Carolina* [ACCX]	23-14
A. 19	hW	15-2	Mercer [ACCX]	24-14
A. 22	hW	12-11	Duke* (10) [ACCX]	25-14
A. 23	hL	4-8	Duke* [ACCX]	25-15
A. 24	hL	14-15	Duke* [ACCX]	25-16
A. 26	hL	8-12	Troy [ACCX]	25-17
A. 29	hW	3-1	#3 Miami* [ACCX]	26-17
A. 30	hW	7-5	#3 Miami* [ESPNU]	27-17
M. 1	hL	2-13	#3 Miami* [ACCX]	27-18
M. 6	aL	3-9	Clemson* [ACCX]	27-19
M. 7	aL	9-12	Clemson* [ACCX]	27-20
M. 8	aL	2-14	Clemson* [ACCX]	27-21
M. 11	hW	13-12	Ga. Southern [ACCX]	28-21
M. 16	aW	12-0	Akron	29-21
M. 17	aW	9-5	Kent State	30-21
M. 19	aW	8-7	Pitt* [ACCX]	31-21
M. 20	aW	19-3	Pitt* [ACCX]	32-21
M. 21	aW	13-7	Pitt* [ACCX]	33-21
M. 24	59L+	6-12	Pitt* [RSN]	33-22
M. 26	59W+	9-4	#7 Louisville [RSN]	34-22
J. 3	35L*	8-15	Campbell [ESPN+]	34-23
J. 4	35W*	13-4	Alabama St. [ACCX]	35-23
J. 5	35W*	16-5	Campbell [ESPN+]	36-23
J. 5	aL*	6-9	#1 Tennessee [ESPNU]	36-24

+ ACC Tournament
* NCAA Knoxville Regional

[ACCX] - ACC Network Extra
[ACCN] - ACC Network
[RSN] - Regional Sports Network
[SECN] - SEC Network

COACHING RECORDS

WINS

<i>Coach</i>	<i>Record</i>
1. Danny Hall (1994-pres.)	1,140-605-1
2. Jim Morris (1982-1993)	504-244-1
3. Jim Luck (1962-1981)	320-280-5
4. Joe Pittard (1946-1961)	169-173-7
5. John Heisman (1904-1917)	163-97-5
6. Kid Clay (1921-1931)	147-99-5
7. Bobby Dodd (1932-1939)	43-64-2
8. Joe Bean (1918-1920)	35-18
9. Roy Mundorff (1940-1943)	26-36-1
10. Coach Todd (1900-1901)	12-9
11. Coach Irving (1903)	9-9
12. Sammy Strang (1902)	5-8
* (1895-1899)..... 4-9	

WINNING PERCENTAGE

<i>Coach</i>	<i>Record (Winning %)</i>
1. Jim Morris (1982-93)	504-244-1 (.674)
2. Joe Bean (1918-20)	35-18 (.660)
3. Danny Hall (1994-pres.)	1,140-605-1 (.653)
4. John Heisman (1904-17)	163-97-5 (.625)
5. Kid Clay (1921-31)	147-99-5 (.596)
6. Coach Todd (1900-01)	12-9 (.571)
7. Jim Luck (1962-81)	320-280-5 (.533)
8. Coach Irving (1903)	9-9 (.500)
9. Joe Pittard (1946-61)	169-173-7 (.494)
10. Roy Mundorff (1940-43)	26-36-1 (.421)
11. Bobby Dodd (1932-39)	43-64-2 (.404)
12. Sammy Strang (1902)	5-8 (.385)
* (1895-1899)..... 4-9 (.308)	

TENURE

<i>Coach</i>	<i>Seasons</i>
1. Danny Hall (1994-pres.)	29
2. Jim Luck (1962-1981)	20
3. Joe Pittard (1946-1961)	16
4. John Heisman (1904-1917)	14
5. Jim Morris (1982-1993)	12
6. Kid Clay (1921-1931)	11
7. Bobby Dodd (1932-1939)	7
8. Roy Mundorff (1940-1943)	4
9. Joe Bean (1918-1920)	3
10. Coach Todd (1900-1901)	2
11. Coach Irving (1903)	1
12. Sammy Strang (1902)	1

* (Unknown coach/coaches..... 1895-1899)

* coach/coaches unknown

COACHING RECORDS

UNKNOWN

1895.....	0-0
1896.....	0-1
1897.....	1-2
1898.....	1-3
1899.....	2-3
5 seasons.....	4-9

COACH TODD

1900.....	3-4
1901.....	9-5
2 seasons.....	12-9

SAMMY STRANG

1902.....	5-8
1 season.....	5-8

COACH IRVING

1903.....	9-9
1 season.....	9-9

JOHN HEISMAN

1904.....	15-7
1905.....	13-4
1906.....	23-3
1907.....	10-5-1
1908.....	9-12
1909.....	13-8-1
1910.....	11-5-1
1911.....	7-6
1912.....	8-10
1913.....	9-8
1914.....	12-8
1915.....	7-8-2
1916.....	14-6
1917.....	12-7
14 seasons.....	163-97-5

JOE BEAN

1918.....	10-7
1919.....	9-9
1920.....	16-2
3 seasons.....	35-18

KID CLAY

1921.....	18-4-1
1922.....	14-9
1923.....	16-2-2
1924.....	9-14
1925.....	14-7
1926.....	21-4-1
1927.....	18-10
1928.....	15-6
1929.....	6-14-1
1930.....	8-16
1931.....	8-13
11 seasons.....	147-99-5

BOBBY DODD

1932.....	4-11-2
1933.....	4-10 (3-7 SEC)
1934.....	10-10 (8-9 SEC)
1935.....	7-6 (3-3 SEC)
1936.....	No Team
1937.....	4-7 (4-7 SEC)
1938.....	7-10 (5-8 SEC)
1939.....	7-10 (3-9 SEC)
7 seasons.....	43-64-2 (26-43 SEC)

ROY MUNDORFF

1940.....	5-10-1 (5-9-1 SEC)
1941.....	10-8 (10-8 SEC)
1942.....	8-10 (7-7 SEC)
1943.....	3-8 (2-5 SEC)
4 seasons.....	26-36-1 (24-21 SEC)

1944.....	No Team
1945.....	No Team

JOE PITTARD

1946.....	10-2
1947.....	7-6 (6-6 SEC)
1948.....	11-9 (11-7 SEC)
1949.....	10-14 (9-11 SEC)
1950.....	7-11 (7-11 SEC)
1951.....	11-12 (8-12 SEC)
1952.....	8-11-1 (8-11-1 SEC)
1953.....	8-13 (7-10 SEC)
1954.....	9-13-1 (6-10 SEC)
1955.....	15-9 (10-6 SEC)
1956.....	11-12 (4-9 SEC)
1957.....	18-8-1 (13-3 SEC)
1958.....	7-17 (5-12 SEC)
1959.....	17-19-2 (11-4 SEC)
1960.....	14-11 (9-7 SEC)
1961.....	6-16-2 (6-11 SEC)
16 seasons.....	169-173-7 (120-130-1 SEC)

JIM LUCK

1962.....	8-16 (6-11 SEC)
1963.....	9-18 (4-13 SEC)
1964.....	9-15 (3-10 SEC)
1965.....	20-8-2
1966.....	14-16
1967.....	21-11
1968.....	21-13
1969.....	16-12
1970.....	17-7-1
1971.....	31-6
1972.....	21-10
1973.....	20-6-2
1974.....	20-17
1975.....	12-17
1976.....	12-22
1977.....	18-12
1978.....	14-15
1979.....	15-16
1980.....	8-19 (3-10 ACC)
1981.....	14-24 (1-13 ACC)
20 seasons.....	320-280-5 (13-34 SEC)
	(4-23 ACC)

JIM MORRIS

1982.....	29-20 (6-8 ACC)
1983.....	38-15 (6-8 ACC)
1984.....	36-19 (5-7 ACC)
1985.....	42-19-1 (6-7-1 ACC)
1986.....	45-23 (10-4 ACC)
1987.....	51-14 (17-4 ACC)
1988.....	45-24 (12-8 ACC)
1989.....	38-26 (13-6 ACC)
1990.....	46-25 (9-9 ACC)
1991.....	42-26 (12-8 ACC)
1992.....	45-19 (14-9 ACC)
1993.....	47-14 (16-6 ACC)
12 seasons.....	504-244-1 (126-84-1 ACC)

DANNY HALL

1994.....	50-17 (16-8 ACC)
1995.....	38-22 (16-8 ACC)
1996.....	40-24 (13-11 ACC)
1997.....	46-15 (19-4 ACC)
1998.....	41-22 (14-9 ACC)
1999.....	38-20 (12-12 ACC)
2000.....	50-16 (18-6 ACC)
2001.....	41-20 (13-11 ACC)
2002.....	52-16 (14-9 ACC)
2003.....	44-18 (17-7 ACC)
2004.....	44-21 (18-5 ACC)
2005.....	45-19 (22-8 ACC)
2006.....	50-18 (19-11 ACC)
2007.....	32-25 (15-14 ACC)
2008.....	41-21 (16-14 ACC)
2009.....	38-19-1 (17-10-1 ACC)
2010.....	47-15 (21-9 ACC)
2011.....	42-21 (22-8 ACC)
2012.....	38-26 (12-18 ACC)
2013.....	37-27 (15-15 ACC)
2014.....	37-27 (14-16 ACC)
2015.....	32-23 (13-17 ACC)
2016.....	38-25 (13-16 ACC)
2017.....	27-28 (11-19 ACC)
2018.....	31-27 (14-16 ACC)
2019.....	43-19 (19-11 ACC)
2020^.....	11-5 (2-1 ACC)
2021.....	31-25 (21-15 ACC)
2022.....	36-24 (15-15 ACC)
29 seasons.....	1,140-605-1 (451-323-1 ACC)