



Officials: Bill Covington Jr., Jeffrey Clark, Trey Styons

Georgia Tech - 64

Record: 8-7 (1-4)

NO.	Name	Min	FG			3P			FT			Rebounds			Fouls		TP	AS	TO	ST	Blocks		+/-
			M-A	M-A	M-A	OR	DR	TOT	PF	FD	OR	DR	TOT	BS	BA								
14	Jalon Moore	F 22:21	1-4	0-1	5-6	2	3	5	1	4	7	0	1	0	0	0	0	0	0	0	0	-16	
24	Rodney Howard	C 30:02	0-2	0-0	0-0	4	0	4	2	1	0	2	0	1	1	0	4					4	
0	Lance Terry	G 37:42	6-15	3-6	2-2	0	5	5	2	3	17	0	0	3	0	0	0	3	0	0	0	-12	
3	Dallan "Deebo" Coleman	G 28:12	4-7	2-5	1-2	1	2	3	2	1	11	3	2	1	0	0	0	2	1	0	0	-12	
13	Miles Kelly	G 32:29	6-14	4-8	0-0	0	2	2	2	0	16	2	4	0	0	0	0	4	0	0	0	-2	
4	Ja'von Franklin	18:07	3-4	0-0	0-0	1	2	3	1	0	6	0	0	1	0	0	0	1	0	0	0	-6	
5	Deivon Smith	22:41	3-8	0-2	1-2	1	6	7	2	2	7	6	3	0	0	0	3	0	0	0	0	-3	
11	Tristan Maxwell	03:36	0-2	0-1	0-0	0	2	2	0	0	0	0	1	0	0	0	1	0	0	0	0	-1	
1	Kyle Sturdivant	04:50	0-1	0-1	0-0	0	0	0	0	0	0	2	2	0	0	0	2	2	0	0	0	-7	
Team						0	1	1			0			0									
Totals			23-57	9-24	9-12	9	23	32	12	11	64	15	13	6	1	0	0	0	0	0	0	-11	

Shooting By Period		
1 st FG%	12-27	44.4%
3PT%	7-14	50.0%
FT%	5-6	83.3%
2 nd FG%	11-30	36.7%
3PT%	2-10	20.0%
FT%	4-6	66.7%
GM FG%	23-57	40.4%
3PT%	9-24	37.5%
FT%	9-12	75.0%

Dead Ball Rebounds: 2, 1

Technical Fouls: NONE

Florida State - 75

Record: 5-11 (3-2)

NO.	Name	Min	FG			3P			FT			Rebounds			Fouls		TP	AS	TO	ST	Blocks		+/-
			M-A	M-A	M-A	OR	DR	TOT	PF	FD	OR	DR	TOT	BS	BA								
3	Cameron Corhen	F 17:48	3-8	1-2	1-2	3	1	4	3	1	8	0	0	0	0	1	0	0	0	0	1	-2	
1	Jalen Warley	G 31:41	3-6	1-3	1-1	1	3	4	2	1	8	5	2	0	0	0	0	2	0	0	0	16	
4	Caleb Mills	G 35:49	5-11	3-6	0-0	0	1	1	3	2	13	7	3	1	0	0	3	1	0	0	10		
22	Darin Green Jr.	G 40:00	7-15	4-11	0-0	0	7	7	1	1	18	4	0	2	0	0	4	0	2	0	0	11	
35	Matthew Cleveland	G 38:24	9-16	1-2	2-4	2	10	12	1	3	21	2	2	2	0	0	2	2	2	0	0	9	
24	Naheem McLeod	22:12	3-4	0-0	1-1	1	3	4	1	4	7	0	0	0	0	0	0	0	0	0	0	13	
12	Tom House	05:47	0-1	0-1	0-0	0	0	0	0	0	0	2	1	0	0	0	2	1	0	0	0	3	
0	Chandler Jackson	08:19	0-0	0-0	0-0	0	0	0	0	0	0	3	1	0	0	0	3	1	0	0	0	-5	
Team						1	1	2			0			0									
Totals			30-61	10-25	5-8	8	26	34	11	12	75	23	9	5	0	1	0	0	0	0	1	11	

Shooting By Period		
1 st FG%	15-29	51.7%
3PT%	6-14	42.9%
FT%	3-5	60%
2 nd FG%	15-32	46.9%
3PT%	4-11	36.4%
FT%	2-3	66.7%
GM FG%	30-61	49.2%
3PT%	10-25	40.0%
FT%	5-8	62.5%

Dead Ball Rebounds: 2, 0

Technical Fouls: NONE

	GT	FSU
Biggest lead	9 (1 st 15:48)	22 (2 nd 5:34)
Best Scoring Run	10 (1 st 15:48)	11 (1 st 0:35)
Lead Changes	6	
Times Tied	0	
Time with Lead	16:33	22:58

Points from	GT	FSU
Turnovers	12	18
Paint	24	36
Second Chance	7	6
Fast Breaks	8	11
Bench	13	7

	Period by Period Scoring		
	1st	2nd	TOT
GT	36	28	64
FSU	39	36	75



Period 1

Quarter Starters:

FSU	1 Warley J	3 Corhen C	4 Mills C	22 Green Jr. D	35 Cleveland M
GT	0 Terry L	3 Coleman D	13 Kelly M	14 Moore J	24 Howard R

Game Time	FSU	Score	Diff	GT
20:00	3 CORHEN C jumpball won			24 HOWARD R jumpball lost
19:31	35 CLEVELAND M 2pt FG in the paint, jump shot made (2)	2-0	2	
19:31	22 GREEN JR. D assist (1)			
19:18		2-3	-1	13 KELLY M 3pt FG , jump shot made (3)
19:18				3 COLEMAN D assist (1)
18:52	35 CLEVELAND M 2pt FG outside the paint, jump shot missed			
18:48	35 CLEVELAND M offensive rebound (1)			
18:48	35 CLEVELAND M 2pt FG second chance in the paint, layup made (4)	4-3	1	
18:31		4-6	-2	13 KELLY M 3pt FG , jump shot made (6)
18:31				3 COLEMAN D assist (2)
18:14	3 CORHEN C 3pt FG , jump shot made (3)	7-6	1	
18:14	22 GREEN JR. D assist (2)			
17:47		7-8	-1	14 MOORE J 2pt FG in the paint, turnaround jump shot made (2)
17:47				24 HOWARD R assist (1)
17:27	22 GREEN JR. D 3pt FG , jump shot missed			
17:25				14 MOORE J defensive rebound (1)
17:19		7-11	-4	3 COLEMAN D 3pt FG , jump shot made (3)
17:19				13 KELLY M assist (1)
16:50	3 CORHEN C 2pt FG outside the paint, jump shot blocked			
16:50				24 HOWARD R block (1)
16:45	3 CORHEN C offensive rebound (1)			
16:43	3 CORHEN C 2pt FG second chance in the paint, jump shot missed			
16:41				13 KELLY M defensive rebound (1)
16:26		7-13	-6	13 KELLY M 2pt FG in the paint, layup made (8)
16:13	1 WARLEY J turnover bad pass (1)			24 HOWARD R steal (1)
15:48		7-16	-9	13 KELLY M 3pt FG from turnover, jump shot made (11)
15:48				24 HOWARD R assist (2)
15:43	Timeout 30 Sec			
15:43	Timeout media			
15:16	1 WARLEY J 3pt FG , jump shot made (3)	10-16	-6	
15:16	4 MILLS C assist (1)			
14:46	4 MILLS C foul drawn (1)			14 MOORE J foul offensive (1 - 1)
14:46				14 MOORE J turnover offensive (1)
14:13	22 GREEN JR. D 3pt FG from turnover, jump shot missed			
14:10	1 WARLEY J offensive rebound (1)			
14:08	1 WARLEY J 2pt FG from turnover second chance in the paint, jump shot missed			
14:05				14 MOORE J defensive rebound (2)
14:00	3 CORHEN C foul shooting (1 - 1)			0 TERRY L foul drawn (1)
14:00		10-17	-7	0 TERRY L free throw fast break 1 - 2 made (1)
14:00		10-18	-8	0 TERRY L free throw fast break 2 - 2 made (2)



Officials: Bill Covington Jr, Jeffrey Clark, Trey Styons

Game Time	FSU	Score	Diff	GT
13:43	4 MILLS C 3pt FG , jump shot made (3)	13-18	-5	
13:43	1 WARLEY J assist (1)			
13:23				0 TERRY L 3pt FG , jump shot missed
13:20				24 HOWARD R offensive rebound (1)
13:17		13-21	-8	13 KELLY M 3pt FG second chance, jump shot made (14)
13:17				3 COLEMAN D assist (3)
13:01	3 CORHEN C 2pt FG in the paint, turnaround jump shot made (5)	15-21	-6	
13:01	1 WARLEY J assist (2)			
12:55	35 CLEVELAND M steal (1)			13 KELLY M turnover bad pass (1)
12:51	35 CLEVELAND M 2pt FG from turnover in the paint, layup made (6)	17-21	-4	
12:34		17-23	-6	13 KELLY M 2pt FG in the paint, jump shot made (16)
12:14	3 CORHEN C 2pt FG in the paint, jump shot missed			
12:09				14 MOORE J defensive rebound (3)
11:44	3 CORHEN C foul shooting (2 - 2)			14 MOORE J foul drawn (1)
11:44	Timeout media			
11:44	3 CORHEN C substitution out			
11:44	24 MCLEOD N substitution in			
11:44		17-24	-7	14 MOORE J free throw 1 - 2 made (3)
11:44		17-25	-8	14 MOORE J free throw 2 - 2 made (4)
11:26	22 GREEN JR. D 3pt FG , jump shot missed			
11:22				3 COLEMAN D defensive rebound (1)
11:16				0 TERRY L 2pt FG in the paint, driving layup missed
11:14	24 MCLEOD N defensive rebound (1)			
11:00	4 MILLS C 3pt FG , jump shot made (6)	20-25	-5	
11:00	1 WARLEY J assist (3)			
10:43	4 MILLS C foul shooting (1 - 3)			3 COLEMAN D foul drawn (1)
10:43	4 MILLS C substitution out			
10:43	12 HOUSE T substitution in			
10:43				24 HOWARD R substitution out
10:43				4 FRANKLIN J substitution in
10:43		20-26	-6	3 COLEMAN D free throw 1 - 2 made (4)
10:42				3 COLEMAN D free throw 2 - 2 missed
10:40	22 GREEN JR. D defensive rebound (1)			
10:29	35 CLEVELAND M 2pt FG in the paint, alleyoop made (8)	22-26	-4	
10:29	12 HOUSE T assist (1)			
10:28				Timeout 30 Sec
10:28				3 COLEMAN D substitution out
10:28				14 MOORE J substitution out
10:28				5 SMITH D substitution in
10:28				11 MAXWELL T substitution in
10:03				13 KELLY M 2pt FG in the paint, jump shot missed
10:00	35 CLEVELAND M defensive rebound (2)			
09:58	12 HOUSE T 3pt FG , jump shot missed			
09:56				11 MAXWELL T defensive rebound (1)
09:37				13 KELLY M 2pt FG in the paint, layup missed
09:36	defensive rebound (7)			
09:36	1 WARLEY J substitution out			
09:36	0 JACKSON C substitution in			



Officials: Bill Covington Jr, Jeffrey Clark, Trey Styons

Game Time	FSU	Score	Diff	GT
09:36				13 KELLY M substitution out
09:36				1 STURDIVANT K substitution in
09:24	12 HOUSE T turnover bad pass (1)			0 TERRY L steal (1)
09:18		22-29	-7	0 TERRY L 3pt FG fast break from turnover, jump shot made (5)
09:18				1 STURDIVANT K assist (1)
08:54	0 JACKSON C turnover bad pass (1)			4 FRANKLIN J steal (1)
08:49				0 TERRY L 2pt FG from turnover in the paint, driving layup missed
08:46				4 FRANKLIN J offensive rebound (1)
08:46				4 FRANKLIN J 2pt FG from turnover second chance in the paint, layup missed
08:45	35 CLEVELAND M defensive rebound (3)			
08:42	35 CLEVELAND M 2pt FG outside the paint, pull up jump shot missed			
08:39				5 SMITH D defensive rebound (1)
08:37				11 MAXWELL T 3pt FG , jump shot missed
08:33	35 CLEVELAND M defensive rebound (4)			
08:28	24 MCLEOD N 2pt FG fast break in the paint, layup made (2)	24-29	-5	
08:28	0 JACKSON C assist (1)			
08:28	35 CLEVELAND M substitution out			
08:28	4 MILLS C substitution in			
08:05				11 MAXWELL T 2pt FG in the paint, turnaround jump shot missed
08:01	24 MCLEOD N defensive rebound (2)			
07:48	24 MCLEOD N 2pt FG in the paint, dunk, made (4)	26-29	-3	
07:48	4 MILLS C assist (2)			
07:27				5 SMITH D 2pt FG outside the paint, pull up jump shot missed
07:25	22 GREEN JR. D defensive rebound (2)			
07:15	22 GREEN JR. D 3pt FG , jump shot missed			
07:13				11 MAXWELL T defensive rebound (2)
07:08				11 MAXWELL T turnover bad pass (1)
06:52	24 MCLEOD N foul drawn (1)			4 FRANKLIN J foul personal (1 - 2)
06:52				Timeout media
06:52	0 JACKSON C substitution out			
06:52	12 HOUSE T substitution out			
06:52	1 WARLEY J substitution in			
06:52	35 CLEVELAND M substitution in			
06:52				1 STURDIVANT K substitution out
06:52				4 FRANKLIN J substitution out
06:52				11 MAXWELL T substitution out
06:52				3 COLEMAN D substitution in
06:52				13 KELLY M substitution in
06:52				24 HOWARD R substitution in
06:35	22 GREEN JR. D 3pt FG from turnover, jump shot missed			
06:33				13 KELLY M defensive rebound (2)
06:05		26-32	-6	0 TERRY L 3pt FG , jump shot made (8)
06:05				5 SMITH D assist (1)
05:38	35 CLEVELAND M foul drawn (1)			24 HOWARD R foul shooting (1 - 3)
05:38	35 CLEVELAND M free throw 1 - 2 missed			
05:38	offensive dead ball rebound (1)			



Officials: Bill Covington Jr, Jeffrey Clark, Trey Styons

Game Time	FSU	Score	Diff	GT
05:38	35 CLEVELAND M free throw 2 - 2 missed			
05:35				5 SMITH D defensive rebound (2)
05:32				3 COLEMAN D 3pt FG , jump shot missed
05:30	4 MILLS C defensive rebound (1)			
05:25	24 MCLEOD N foul drawn (2)			5 SMITH D foul personal (1 - 4)
05:15	35 CLEVELAND M foul drawn (2)			24 HOWARD R foul shooting (2 - 5)
05:15	35 CLEVELAND M free throw 1 - 2 made (9)	27-32	-5	
05:15	35 CLEVELAND M free throw 2 - 2 made (10)	28-32	-4	
04:52				5 SMITH D turnover lost ball (1)
04:28	1 WARLEY J 3pt FG from turnover, jump shot missed			
04:25				0 TERRY L defensive rebound (1)
04:18		28-34	-6	5 SMITH D 2pt FG outside the paint, turnaround jump shot made (2)
04:18				13 KELLY M assist (2)
03:58	35 CLEVELAND M 2pt FG in the paint, dunk, made (12)	30-34	-4	
03:58	4 MILLS C assist (3)			
03:50				13 KELLY M 3pt FG , jump shot missed
03:47	1 WARLEY J defensive rebound (2)			
03:41	4 MILLS C 3pt FG , jump shot missed			
03:38	24 MCLEOD N offensive rebound (3)			
03:35	1 WARLEY J turnover bad pass (2)			3 COLEMAN D steal (1)
03:30	1 WARLEY J foul personal (1 - 4)			5 SMITH D foul drawn (1)
03:30	Timeout media			
03:30				24 HOWARD R substitution out
03:30				4 FRANKLIN J substitution in
03:02				0 TERRY L 3pt FG from turnover, step back jump shot missed
03:00	35 CLEVELAND M defensive rebound (5)			
02:43	4 MILLS C 3pt FG , jump shot made (9)	33-34	-1	
02:43	22 GREEN JR. D assist (3)			
02:19				5 SMITH D 2pt FG in the paint, floating jump shot missed
02:16	22 GREEN JR. D defensive rebound (3)			
02:01	24 MCLEOD N 2pt FG in the paint, layup made (6)	35-34	1	
02:01	35 CLEVELAND M assist (1)			
02:01	24 MCLEOD N foul drawn (3)			5 SMITH D foul shooting (2 - 6)
02:01				5 SMITH D substitution out
02:01				14 MOORE J substitution in
02:01	24 MCLEOD N free throw 1 - 1 made (7)	36-34	2	
01:36	4 MILLS C foul drawn (2)			13 KELLY M foul offensive (1 - 7)
01:36				13 KELLY M turnover offensive (2)
01:36				13 KELLY M substitution out
01:36				1 STURDIVANT K substitution in
01:30	4 MILLS C turnover out of bounds (1)			
01:29				Timeout 30 Sec
01:07				14 MOORE J 3pt FG from turnover, jump shot missed
01:03	35 CLEVELAND M defensive rebound (6)			
00:35	35 CLEVELAND M 3pt FG , jump shot made (15)	39-34	5	
00:35	1 WARLEY J assist (4)			
00:19		39-36	3	3 COLEMAN D 2pt FG in the paint, jump shot made (6)
00:19				1 STURDIVANT K assist (2)



Official Basketball Play by Play - First Half
Georgia Tech at Florida State
01/07/23 Donald L. Tucker Center, Tallahassee
2022-23 Men's Basketball

Game Time: 1:00 PM
Game Duration: 1:48
Attendance: 5,536

Officials: Bill Covington Jr., Jeffrey Clark, Trey Styons

Game Time	FSU	Score	Diff	GT
00:06	24 MCLEOD N foul personal (1 - 5)			14 MOORE J foul drawn (2)
00:06				14 MOORE J substitution out
00:06				13 KELLY M substitution in
00:02				1 STURDIVANT K 3pt FG , jump shot missed
00:00	35 CLEVELAND M defensive rebound (7)			
END OF PERIOD				
FSU 39-36 GT				



Officials: Bill Covington Jr., Jeffrey Clark, Trey Styons

Georgia Tech - 36

NO.	Name	Min	FG			Rebounds			Fouls		TP	AS	TO	ST	Blocks		+/-
			M-A	M-A	M-A	OR	DR	TOT	PF	FD					BS	BA	
14	Jalon Moore	F 11:26	1-2	0-1	2-2	0	3	3	1	2	4	0	1	0	0	0	2
24	Rodney Howard	C 12:39	0-0	0-0	0-0	1	0	1	2	0	0	2	0	1	1	0	6
0	Lance Terry	G 20:00	2-6	2-4	2-2	0	1	1	0	1	8	0	0	1	0	0	-3
3	Dallan "Deebo" Coleman	G 16:24	2-3	1-2	1-2	0	1	1	0	1	6	3	0	1	0	0	-2
13	Miles Kelly	G 15:47	6-9	4-5	0-0	0	2	2	1	0	16	2	2	0	0	0	-1
4	Ja'von Franklin	07:21	0-1	0-0	0-0	1	0	1	1	0	0	0	0	1	0	0	-9
5	Deivon Smith	08:27	1-3	0-0	0-0	0	2	2	2	1	2	1	1	0	0	0	-5
11	Tristan Maxwell	03:36	0-2	0-1	0-0	0	2	2	0	0	0	0	1	0	0	0	-1
1	Kyle Sturdivant	04:20	0-1	0-1	0-0	0	0	0	0	0	0	2	0	0	0	0	-2
Team						0	0	0			0		0				
Totals			12-27	7-14	5-6	2	11	13	7	5	36	10	5	4	1	0	-3

Shooting By Period		
1st FG%	12-27	44.4%
3PT%	7-14	50.0%
FT%	5-6	83.3%
GM FG%	12-27	44.4%
3PT%	7-14	50.0%
FT%	5-6	83.3%

Dead Ball Rebounds: 0, 0

Technical Fouls::NONE

Florida State - 39

NO.	Name	Min	FG			Rebounds			Fouls		TP	AS	TO	ST	Blocks		+/-
			M-A	M-A	M-A	OR	DR	TOT	PF	FD					BS	BA	
3	Cameron Corhen	F 08:16	2-5	1-1	0-0	1	0	1	2	0	5	0	0	0	0	1	-6
1	Jalen Warley	G 17:16	1-3	1-2	0-0	1	1	2	1	0	3	4	2	0	0	0	2
4	Caleb Mills	G 17:45	3-4	3-4	0-0	0	1	1	1	2	9	3	1	0	0	0	3
22	Darin Green Jr.	G 20:00	0-5	0-5	0-0	0	3	3	0	0	0	3	0	0	0	0	3
35	Matthew Cleveland	G 18:24	6-8	1-1	2-4	1	6	7	0	2	15	1	0	1	0	0	1
24	Naheem McLeod	11:44	3-3	0-0	1-1	1	2	3	1	3	7	0	0	0	0	0	9
12	Tom House	03:51	0-1	0-1	0-0	0	0	0	0	0	0	1	1	0	0	0	2
0	Chandler Jackson	02:44	0-0	0-0	0-0	0	0	0	0	0	0	1	1	0	0	0	1
Team						0	1	1			0		0				
Totals			15-29	6-14	3-5	4	14	18	5	7	39	13	5	1	0	1	3

Shooting By Period		
1st FG%	15-29	51.7%
3PT%	6-14	42.9%
FT%	3-5	60%
GM FG%	15-29	51.7%
3PT%	6-14	42.9%
FT%	3-5	60.0%

Dead Ball Rebounds: 1, 0

Technical Fouls::NONE

	GT	FSU
Biggest lead	9 (1 st 15:48)	5 (1 st 0:35)
Best Scoring Run	10 (1 st 15:48)	11 (1 st 0:35)
Lead Changes	6	
Times Tied	0	
Time with Lead	16:33	02:58

Points from	GT	FSU
Turnovers	6	2
Paint	8	18
Second Chance	3	2
Fast Breaks	5	2
Bench	2	7

	Period by Period Scoring		
	1st	2nd	TOT
GT	36	28	64
FSU	39	36	75



Period 2

Quarter Starters:

FSU	1 Warley J	3 Corhen C	4 Mills C	22 Green Jr. D	35 Cleveland M
GT	0 Terry L	3 Coleman D	13 Kelly M	14 Moore J	24 Howard R

Game Time	FSU	Score	Diff	GT
20:00	24 MCLEOD N substitution out			
20:00	3 CORHEN C substitution in			
20:00				1 STURDIVANT K substitution out
20:00				4 FRANKLIN J substitution out
20:00				14 MOORE J substitution in
20:00				24 HOWARD R substitution in
19:45				13 KELLY M 2pt FG in the paint, layup missed
19:43	3 CORHEN C defensive rebound (2)			
19:39	35 CLEVELAND M foul drawn (3)			0 TERRY L foul personal (1 - 1)
19:23	4 MILLS C 2pt FG outside the paint, jump shot missed			
19:22	offensive rebound (20)			
19:20	35 CLEVELAND M 2pt FG second chance outside the paint, jump shot missed			
19:18				0 TERRY L defensive rebound (2)
19:14				0 TERRY L 3pt FG , jump shot missed
19:10				24 HOWARD R offensive rebound (2)
19:10				24 HOWARD R 2pt FG second chance in the paint, layup missed
19:09	1 WARLEY J defensive rebound (3)			
18:57	3 CORHEN C 2pt FG in the paint, layup missed			
18:53	3 CORHEN C offensive rebound (3)			
18:53	3 CORHEN C 2pt FG second chance in the paint, layup made (7)	41-36	5	
18:23	3 CORHEN C foul shooting (3 - 1)			14 MOORE J foul drawn (3)
18:23		41-37	4	14 MOORE J free throw 1 - 2 made (5)
18:23	3 CORHEN C substitution out			
18:23	24 MCLEOD N substitution in			
18:23		41-38	3	14 MOORE J free throw 2 - 2 made (6)
18:10	35 CLEVELAND M 2pt FG in the paint, layup made (17)	43-38	5	
18:10	4 MILLS C assist (4)			
17:48				0 TERRY L 2pt FG in the paint, pull up jump shot missed
17:45	35 CLEVELAND M defensive rebound (8)			
17:17	22 GREEN JR. D 2pt FG outside the paint, step back jump shot made (2)	45-38	7	
16:53				13 KELLY M 3pt FG , jump shot missed
16:49				14 MOORE J offensive rebound (4)
16:45				3 COLEMAN D 3pt FG second chance, jump shot missed
16:42	35 CLEVELAND M defensive rebound (9)			
16:19	22 GREEN JR. D 2pt FG outside the paint, step back jump shot missed			
16:15				defensive rebound (17)
16:15				5 SMITH D substitution in
16:15				3 COLEMAN D substitution out
15:56		45-40	5	0 TERRY L 2pt FG in the paint, driving layup made (10)
15:30	1 WARLEY J 3pt FG , jump shot missed			



Georgia Tech at Florida State

01/07/23 Donald L. Tucker Center, Tallahassee
2022-23 Men's Basketball

Game Time: 1:00 PM
Game Duration: 1:48
Attendance: 5,536

Officials: Bill Covington Jr, Jeffrey Clark, Trey Styons

Game Time	FSU	Score	Diff	GT
15:28				0 TERRY L defensive rebound (3)
15:11	35 CLEVELAND M steal (2)			13 KELLY M turnover lost ball (3)
15:07	35 CLEVELAND M 2pt FG fast break from turnover in the paint, layup made (19)	47-40	7	
15:07	4 MILLS C assist (5)			
15:05				Timeout 30 Sec
15:05	Timeout media			
15:05				13 KELLY M substitution out
15:05				3 COLEMAN D substitution in
14:49				14 MOORE J 2pt FG in the paint, layup missed
14:47	22 GREEN JR. D defensive rebound (4)			
14:41	22 GREEN JR. D 3pt FG , jump shot missed			
14:38				3 COLEMAN D defensive rebound (2)
14:34	22 GREEN JR. D steal (1)			3 COLEMAN D turnover bad pass (1)
14:30	22 GREEN JR. D 2pt FG fast break from turnover in the paint, layup made (4)	49-40	9	
14:30	4 MILLS C assist (6)			
14:08	4 MILLS C foul personal (2 - 2)			0 TERRY L foul drawn (2)
14:08	Timeout media			
14:08				5 SMITH D substitution out
14:08				1 STURDIVANT K substitution in
14:05	4 MILLS C steal (1)			1 STURDIVANT K turnover bad pass (1)
14:02	22 GREEN JR. D 3pt FG fast break from turnover, jump shot made (7)	52-40	12	
14:02	4 MILLS C assist (7)			
13:41				1 STURDIVANT K turnover lost ball (2)
13:39	1 WARLEY J 2pt FG fast break from turnover in the paint, dunk, made (5)	54-40	14	
13:38	1 WARLEY J foul drawn (1)			0 TERRY L foul shooting (2 - 2)
13:38				Timeout 60 Sec
13:38				1 STURDIVANT K substitution out
13:38				14 MOORE J substitution out
13:38				5 SMITH D substitution in
13:38				13 KELLY M substitution in
13:38	1 WARLEY J free throw 1 - 1 made (6)	55-40	15	
13:24	22 GREEN JR. D foul personal (1 - 3)			0 TERRY L foul drawn (3)
13:05		55-42	13	0 TERRY L 2pt FG in the paint, driving layup made (12)
12:45	4 MILLS C turnover bad pass (2)			0 TERRY L steal (2)
12:42	22 GREEN JR. D foul drawn (1)			3 COLEMAN D foul offensive (1 - 3)
12:42				3 COLEMAN D turnover offensive (2)
12:42	24 MCLEOD N substitution out			
12:42	3 CORHEN C substitution in			
12:42				3 COLEMAN D substitution out
12:42				14 MOORE J substitution in
12:42	4 MILLS C substitution out			
12:42	12 HOUSE T substitution in			
12:24	1 WARLEY J 2pt FG from turnover outside the paint, jump shot made (8)	57-42	15	
12:24	12 HOUSE T assist (2)			
11:59		57-44	13	5 SMITH D 2pt FG outside the paint, jump shot made (4)
11:34	3 CORHEN C 3pt FG , jump shot missed			



Georgia Tech at Florida State

01/07/23 Donald L. Tucker Center, Tallahassee
2022-23 Men's Basketball

Game Time: 1:00 PM
Game Duration: 1:48
Attendance: 5,536

Officials: Bill Covington Jr, Jeffrey Clark, Trey Styons

Game Time	FSU	Score	Diff	GT
11:32				defensive dead ball rebound (1)
11:32	35 CLEVELAND M foul personal (1 - 4)			24 HOWARD R foul drawn (1)
11:32	Timeout media			
11:16		57-46	11	5 SMITH D 2pt FG in the paint, layup made (6)
10:56	22 GREEN JR. D 3pt FG , jump shot made (10)	60-46	14	
10:56	1 WARLEY J assist (5)			
10:46				5 SMITH D turnover bad pass (2)
10:46	12 HOUSE T substitution out			
10:46	4 MILLS C substitution in			
10:46				24 HOWARD R substitution out
10:46				4 FRANKLIN J substitution in
10:40	22 GREEN JR. D 2pt FG from turnover in the paint, driving layup made (12)	62-46	16	
10:14				0 TERRY L 2pt FG in the paint, driving layup missed
10:11	22 GREEN JR. D defensive rebound (5)			
10:03	22 GREEN JR. D 3pt FG , jump shot made (15)	65-46	19	
10:03	35 CLEVELAND M assist (2)			
09:41				13 KELLY M 2pt FG outside the paint, pull up jump shot missed
09:40				14 MOORE J offensive rebound (5)
09:40	4 MILLS C foul shooting (3 - 5)			14 MOORE J foul drawn (4)
09:40				5 SMITH D substitution out
09:40				3 COLEMAN D substitution in
09:40				14 MOORE J free throw 1 - 2 missed
09:40				offensive dead ball rebound (2)
09:40		65-47	18	14 MOORE J free throw 2 - 2 made (7)
09:27	4 MILLS C 2pt FG outside the paint, pull up jump shot missed			
09:23	35 CLEVELAND M offensive rebound (10)			
09:23	35 CLEVELAND M 2pt FG second chance in the paint, layup made (21)	67-47	20	
08:54				14 MOORE J 2pt FG outside the paint, pull up jump shot missed
08:51	35 CLEVELAND M defensive rebound (11)			
08:50	35 CLEVELAND M turnover bad pass (1)			0 TERRY L steal (3)
08:47				0 TERRY L 2pt FG from turnover in the paint, layup missed
08:44	1 WARLEY J defensive rebound (4)			
08:37	4 MILLS C 3pt FG , jump shot missed			
08:35				0 TERRY L defensive rebound (4)
08:23	22 GREEN JR. D steal (2)			13 KELLY M turnover bad pass (4)
08:09	Timeout 30 Sec			
08:09	Timeout media			
08:09	1 WARLEY J substitution out			
08:09	0 JACKSON C substitution in			
08:09				0 TERRY L substitution out
08:09				14 MOORE J substitution out
08:09				5 SMITH D substitution in
08:09				24 HOWARD R substitution in
08:00	35 CLEVELAND M 2pt FG from turnover outside the paint, pull up jump shot missed			
07:57				5 SMITH D defensive rebound (3)
07:52		67-49	18	4 FRANKLIN J 2pt FG in the paint, dunk, made (2)
07:52				5 SMITH D assist (2)



Georgia Tech at Florida State

01/07/23 Donald L. Tucker Center, Tallahassee
2022-23 Men's Basketball

Game Time: 1:00 PM
Game Duration: 1:48
Attendance: 5,536

Officials: Bill Covington Jr, Jeffrey Clark, Trey Styons

Game Time	FSU	Score	Diff	GT
07:21	3 CORHEN C foul drawn (1)			13 KELLY M foul shooting (2 - 4)
07:21	3 CORHEN C free throw 1 - 2 missed			
07:21	offensive dead ball rebound (2)			
07:21	3 CORHEN C free throw 2 - 2 made (8)	68-49	19	
07:21	3 CORHEN C substitution out			
07:21	24 MCLEOD N substitution in			
07:03				5 SMITH D 3pt FG , jump shot missed
06:57				3 COLEMAN D offensive rebound (3)
06:56		68-51	17	3 COLEMAN D 2pt FG second chance in the paint, floating jump shot made (8)
06:33	35 CLEVELAND M 2pt FG outside the paint, jump shot missed			
06:30				4 FRANKLIN J defensive rebound (2)
06:25				13 KELLY M 3pt FG , jump shot missed
06:23	22 GREEN JR. D defensive rebound (6)			
06:15	4 MILLS C 2pt FG in the paint, layup made (11)	70-51	19	
06:15	22 GREEN JR. D assist (4)			
05:57				5 SMITH D 2pt FG outside the paint, jump shot missed
05:55	35 CLEVELAND M defensive rebound (12)			
05:51	24 MCLEOD N foul drawn (4)			3 COLEMAN D foul personal (2 - 5)
05:51				13 KELLY M substitution out
05:51				0 TERRY L substitution in
05:34	22 GREEN JR. D 3pt FG , jump shot made (18)	73-51	22	
05:34	0 JACKSON C assist (2)			
05:22				0 TERRY L 2pt FG in the paint, driving layup missed
05:19				24 HOWARD R offensive rebound (3)
05:19				24 HOWARD R 2pt FG second chance in the paint, layup missed
05:19	24 MCLEOD N defensive rebound (4)			
05:13	35 CLEVELAND M turnover lost ball (2)			
04:58		73-54	19	3 COLEMAN D 3pt FG from turnover, jump shot made (11)
04:58				5 SMITH D assist (3)
04:32	24 MCLEOD N 2pt FG in the paint, turnaround jump shot missed			
04:30				5 SMITH D defensive rebound (4)
04:24				3 COLEMAN D 3pt FG , jump shot missed
04:22				5 SMITH D offensive rebound (5)
04:00				5 SMITH D turnover (3)
04:00	Timeout media			
04:00				3 COLEMAN D substitution out
04:00				13 KELLY M substitution in
03:44	4 MILLS C 2pt FG from turnover in the paint, layup made (13)	75-54	21	
03:44	0 JACKSON C assist (3)			
03:36		75-56	19	4 FRANKLIN J 2pt FG in the paint, layup made (4)
03:36				5 SMITH D assist (4)
03:20	35 CLEVELAND M 3pt FG , jump shot missed			
03:17				5 SMITH D defensive rebound (6)
03:13		75-58	17	4 FRANKLIN J 2pt FG in the paint, dunk, made (6)
03:13				5 SMITH D assist (5)
02:47	4 MILLS C turnover bad pass (3)			
02:42		75-61	14	0 TERRY L 3pt FG fast break from turnover, jump shot made (15)



Georgia Tech at Florida State

01/07/23 Donald L. Tucker Center, Tallahassee
2022-23 Men's Basketball

Game Time: 1:00 PM
Game Duration: 1:48
Attendance: 5,536

Officials: Bill Covington Jr., Jeffrey Clark, Trey Styons

Game Time	FSU	Score	Diff	GT
02:42				5 SMITH D assist (6)
02:34	Timeout 60 Sec			
02:34	0 JACKSON C substitution out			
02:34	24 MCLEOD N substitution out			
02:34	1 WARLEY J substitution in			
02:34	3 CORHEN C substitution in			
02:15	4 MILLS C 2pt FG in the paint, driving layup missed			
02:13				4 FRANKLIN J defensive rebound (3)
02:07				5 SMITH D 3pt FG , pull up jump shot missed
02:05	22 GREEN JR. D defensive rebound (7)			
01:34	35 CLEVELAND M 2pt FG in the paint, jump shot missed			
01:32				5 SMITH D defensive rebound (7)
01:25				13 KELLY M 3pt FG , jump shot missed
01:21				24 HOWARD R offensive rebound (4)
01:21	1 WARLEY J foul shooting (2 - 6)			5 SMITH D foul drawn (2)
01:21				5 SMITH D free throw 1 - 2 missed
01:21				offensive dead ball rebound (3)
01:21		75-62	13	5 SMITH D free throw 2 - 2 made (7)
00:50	4 MILLS C 3pt FG , jump shot missed			
00:46				0 TERRY L defensive rebound (5)
00:42		75-64	11	0 TERRY L 2pt FG in the paint, driving layup made (17)
00:12	22 GREEN JR. D 3pt FG , jump shot missed			
00:09	3 CORHEN C offensive rebound (4)			
END OF GAME				
FSU 75-64 GT				



Officials: Bill Covington Jr., Jeffrey Clark, Trey Styons

Georgia Tech - 28

NO.	Name	Min	FG			Rebounds			Fouls		TP	AS	TO	ST	Blocks		+/-
			M-A	3P	FT	OR	DR	TOT	PF	FD					BS	BA	
14	Jalon Moore	F 10:55	0-2	0-0	3-4	2	0	2	0	2	3	0	0	0	0	0	-18
24	Rodney Howard	C 17:23	0-2	0-0	0-0	3	0	3	0	1	0	0	0	0	0	-2	
0	Lance Terry	G 17:42	4-9	1-2	0-0	0	4	4	2	2	9	0	0	2	0	-9	
3	Dallan "Deebo" Coleman	G 11:48	2-4	1-3	0-0	1	1	2	2	0	5	0	2	0	0	-10	
13	Miles Kelly	G 16:42	0-5	0-3	0-0	0	0	0	1	0	0	0	2	0	0	-1	
5	Deivon Smith	14:14	2-5	0-2	1-2	1	4	5	0	1	5	5	2	0	0	2	
1	Kyle Sturdivant	00:30	0-0	0-0	0-0	0	0	0	0	0	0	0	2	0	0	-5	
4	Ja'veon Franklin	10:46	3-3	0-0	0-0	0	2	2	0	0	6	0	0	0	0	3	
Team						0	1	1			0		0				
Totals			11-30	2-10	4-6	7	12	19	5	6	28	5	8	2	0	0	-8

Shooting By Period		
2 nd FG%	11-30	36.7%
3PT%	2-10	20.0%
FT%	4-6	66.7%
GM FG%	11-30	36.7%
3PT%	2-10	20.0%
FT%	4-6	66.7%

Dead Ball Rebounds: 2, 1

Technical Fouls::NONE

Florida State - 36

NO.	Name	Min	FG			Rebounds			Fouls		TP	AS	TO	ST	Blocks		+/-
			M-A	3P	FT	OR	DR	TOT	PF	FD					BS	BA	
3	Cameron Corhen	F 09:32	1-3	0-1	1-2	2	1	3	1	1	3	0	0	0	0	4	
1	Jalen Warley	G 14:25	2-3	0-1	1-1	0	2	2	1	1	5	1	0	0	0	14	
4	Caleb Mills	G 18:04	2-7	0-2	0-0	0	0	0	2	0	4	4	2	1	0	7	
22	Darin Green Jr.	G 20:00	7-10	4-6	0-0	0	4	4	1	1	18	1	0	2	0	8	
35	Matthew Cleveland	G 20:00	3-8	0-1	0-0	1	4	5	1	1	6	1	2	1	0	8	
24	Naheem McLeod	10:28	0-1	0-0	0-0	0	1	1	0	1	0	0	0	0	0	4	
12	Tom House	01:56	0-0	0-0	0-0	0	0	0	0	0	0	1	0	0	0	1	
0	Chandler Jackson	05:35	0-0	0-0	0-0	0	0	0	0	0	0	2	0	0	0	-6	
Team						1	0	1			0		0				
Totals			15-32	4-11	2-3	4	12	16	6	5	36	10	4	4	0	0	8

Shooting By Period		
2 nd FG%	15-32	46.9%
3PT%	4-11	36.4%
FT%	2-3	66.7%
GM FG%	15-32	46.9%
3PT%	4-11	36.4%
FT%	2-3	66.7%

Dead Ball Rebounds: 1, 0

Technical Fouls::NONE

	GT	FSU
Biggest lead	0 (1 st 20:00)	22 (2 nd 5:34)
Best Scoring Run	10(2 nd 0:42)	10(2 nd 13:38)
Lead Changes	0	
Times Tied	0	
Time with Lead	00:00	19:45

Points from	GT	FSU
Turnovers	6	16
Paint	16	18
Second Chance	4	4
Fast Breaks	3	9
Bench	11	0

	Period by Period Scoring		
	1st	2nd	TOT
GT	36	28	64
FSU	39	36	75



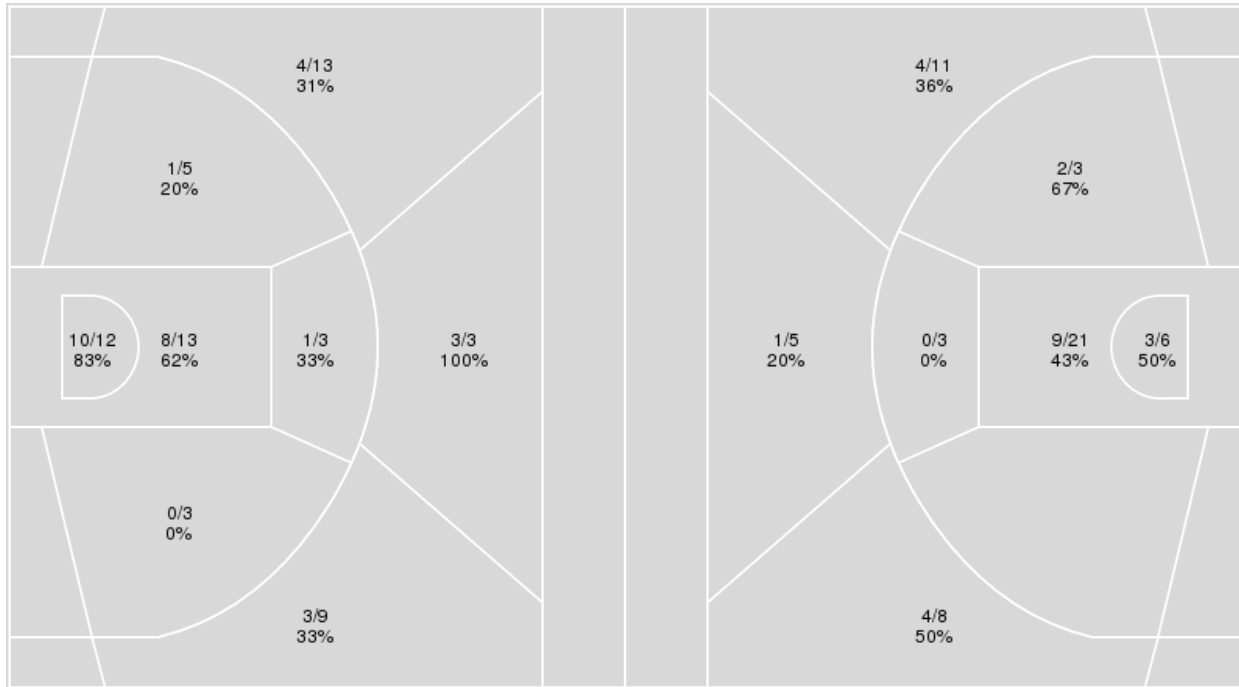
Officials: Bill Covington Jr, Jeffrey Clark, Trey Styons

{ Players => 0, 1, 3, 4, 5, 10, 11, 12, 21, 22, 24, 33, 35, 40, 41, 42, 43, 44, 45, 51; } FG Types => All; Results => All;

{ Players => 0, 1, 3, 4, 5, 10, 11, 12, 13, 14, 23, 24, 30, 33, 35, 43; } FG Types => All; Results => All;

Florida State

Georgia Tech



Florida State	M/A	%
Field Goals	30/61	49
2 Points	20/36	56
3 Points	10/25	40
Free Throws	5/8	62

Georgia Tech	M/A	%
Field Goals	23/57	40
2 Points	14/33	42
3 Points	9/24	38
Free Throws	9/12	75



Georgia Tech at Florida State

01/07/23 Donald L. Tucker Center, Tallahassee
2022-23 Men's Basketball

Game Time: 1:00 PM
Game Duration: 1:48
Attendance: 5,536

Officials: Bill Covington Jr, Jeffrey Clark, Trey Styons

Georgia Tech

No	Name	Mins		Score		Points Diff		Points per Min		Assists		Rebounds		Steals		Turnovers	
		On	Off	On	Off	On	Off	On	Off	On	Off	On	Off	On	Off	On	Off
0	Lance Terry	37:42	02:18	60 - 72	4 - 3	-12	1	1.59	1.74	14	1	29	3	6	0	13	0
1	Kyle Sturdivant	04:50	35:10	5 - 12	59 - 63	-7	-4	1.03	1.68	2	13	3	29	2	4	3	10
3	Dallan "Deebo" Coleman	28:12	11:48	45 - 57	19 - 18	-12	1	1.60	1.61	11	4	21	11	4	2	10	3
4	Ja'von Franklin	18:07	21:53	24 - 30	40 - 45	-6	-5	1.32	1.83	7	8	17	15	3	3	4	9
5	Deivon Smith	22:41	17:19	33 - 36	31 - 39	-3	-8	1.45	1.79	8	7	21	11	4	2	7	6
11	Tristan Maxwell	03:36	36:24	3 - 4	61 - 71	-1	-10	0.83	1.68	1	14	4	28	2	4	1	12
13	Miles Kelly	32:29	07:31	56 - 58	8 - 17	-2	-9	1.72	1.06	12	3	25	7	4	2	8	5
14	Jalon Moore	22:21	17:39	37 - 53	27 - 22	-16	5	1.66	1.53	7	8	14	18	2	4	9	4
24	Rodney Howard	30:02	09:58	57 - 53	7 - 22	4	-15	1.90	0.70	13	2	26	6	3	3	10	3

Florida State

No	Name	Mins		Score		Points Diff		Points per Min		Assists		Rebounds		Steals		Turnovers	
		On	Off	On	Off	On	Off	On	Off	On	Off	On	Off	On	Off	On	Off
0	Chandler Jackson	08:19	31:41	12 - 17	63 - 47	-5	16	1.44	1.99	5	18	7	27	0	5	4	5
1	Jalen Warley	31:41	08:19	63 - 47	12 - 17	16	-5	1.99	1.44	18	5	27	7	5	0	5	4
3	Cameron Corhen	17:48	22:12	32 - 34	43 - 30	-2	13	1.80	1.94	8	15	13	21	2	3	2	7
4	Caleb Mills	35:49	04:11	66 - 56	9 - 8	10	1	1.84	2.15	19	4	29	5	5	0	7	2
12	Tom House	05:47	34:13	11 - 8	64 - 56	3	8	1.90	1.87	5	18	7	27	0	5	2	7
22	Darin Green Jr.	40:00	00:00	75 - 64	0 - 0	11	0	1.88	0.00	23	0	34	0	5	0	9	0
24	Naheem McLeod	22:12	17:48	43 - 30	32 - 34	13	-2	1.94	1.80	15	8	21	13	3	2	7	2
35	Matthew Cleveland	38:24	01:36	73 - 64	2 - 0	9	2	1.90	1.25	22	1	32	2	5	0	9	0

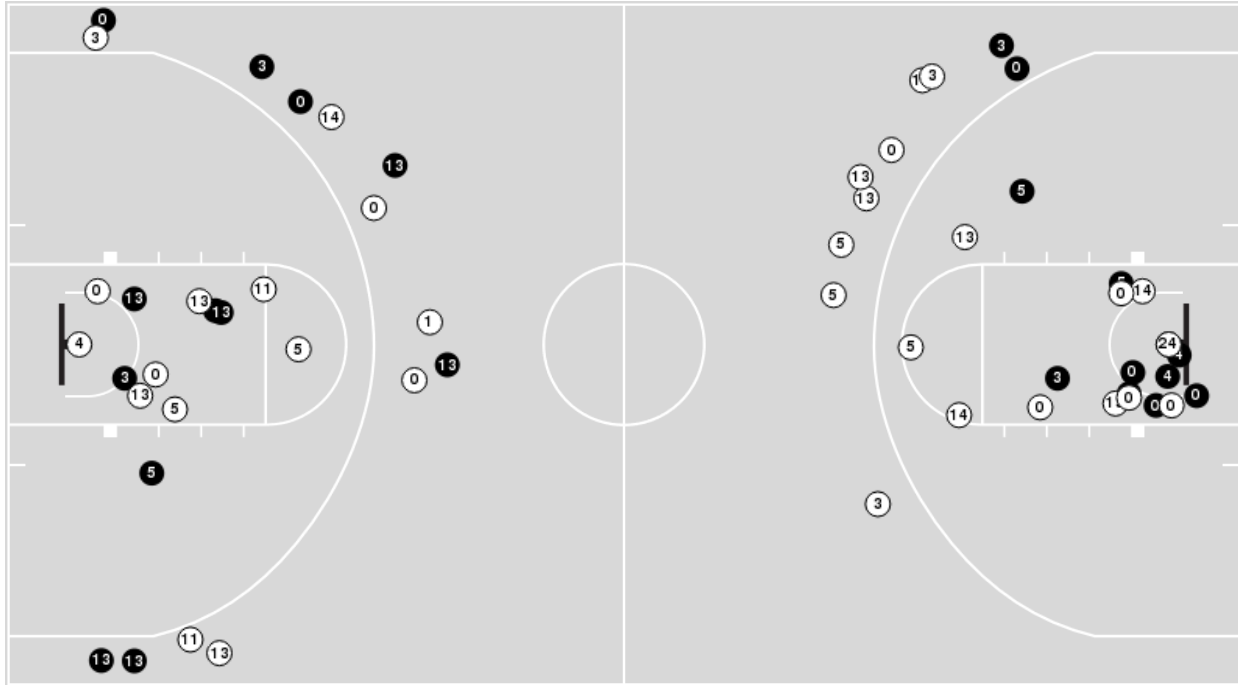


Officials: Bill Covington Jr, Jeffrey Clark, Trey Styons

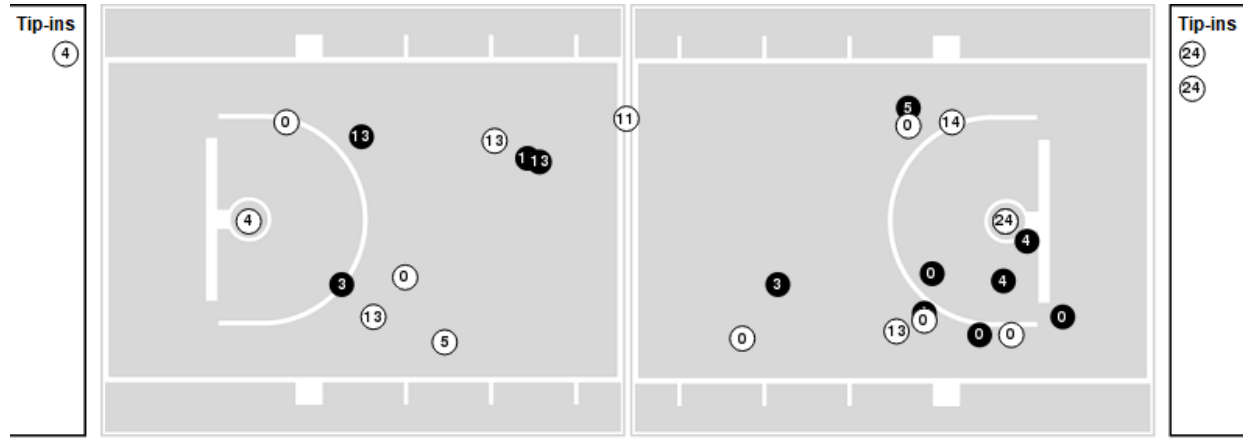
Players => 0, 1, 3, 4, 5, 10, 11, 12, 13, 14, 23, 24, 30, 33, 35, 43 FG Types=>All Results=>All

Georgia Tech

All Field Goals



Blow Up Chart



● Made ○ Missed N - Player Number

Georgia Tech	M/A	%
Field Goals	23/57	40
2 Points	14/33	42
3 Points	9/24	38
Free Throws	9/12	75

Georgia Tech	M/A	%
Points in the Paint	24 (12 / 27)	44
Fast Break Points	8 (4/4)	100
Second Chance Points	7 (4/10)	40
Effective FG%	48	

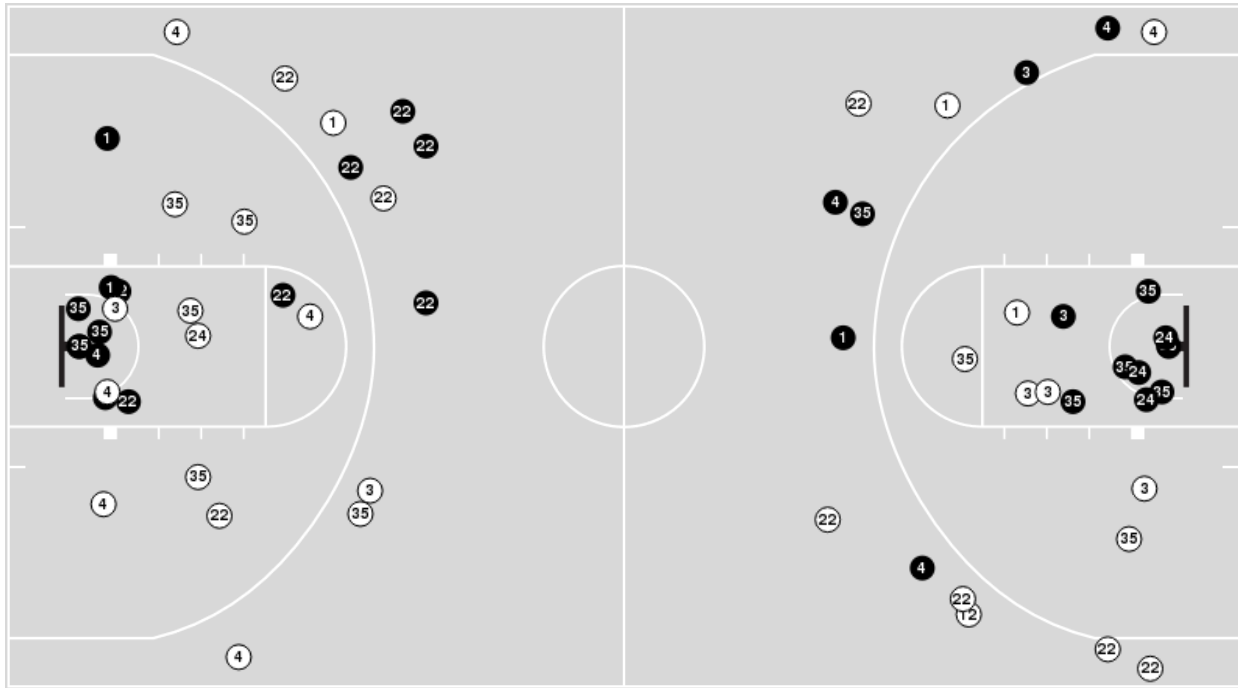


Officials: Bill Covington Jr, Jeffrey Clark, Trey Styons

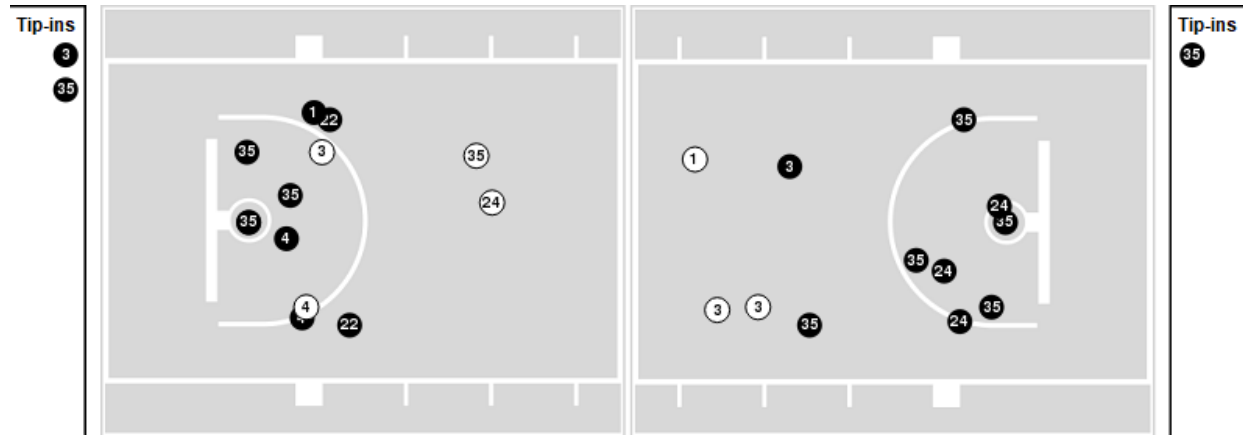
Players => 0, 1, 3, 4, 5, 10, 11, 12, 21, 22, 24, 33, 35, 40, 41, 42, 43, 44, 45, 51 FG Types=>All Results=>All

Florida State

All Field Goals



Blow Up Chart



● Made ○ Missed N - Player Number

Florida State	M/A	%
Field Goals	30/61	49
2 Points	20/36	56
3 Points	10/25	40
Free Throws	5/8	62

Florida State	M/A	%
Points in the Paint	36 (18 / 25)	72
Fast Break Points	11 (5/5)	100
Second Chance Points	6 (3/6)	50
Effective FG%	57	



Georgia Tech at Florida State

01/07/23 Donald L. Tucker Center, Tallahassee
2022-23 Men's Basketball

Game Time: 1:00 PM

Game Duration: 1:48

Attendance: 5,536

Officials: Bill Covington Jr, Jeffrey Clark, Trey Styons

Georgia Tech

Lineup	Quarter On	Time On	Quarter Off	Time Off	Time on Court	Score	Score Diff	Reb	Stl	Tov	Ass	PPP
0- Terry L/3- Coleman D/13- Kelly M/14- Moore J/24- Howard R/	1	20:00	1	10:43	09:17	25-20	5	6	1	2	6	1.9592
0- Terry L/3- Coleman D/4- Franklin J/13- Kelly M/14- Moore J/	1	10:43	1	10:28	00:15	1-2	-1	0	0	0	0	1.1364
0- Terry L/4- Franklin J/5- Smith D/11- Maxwell T/13- Kelly M/	1	10:28	1	09:36	00:52	0-0	0	1	0	0	0	0.0000
0- Terry L/1- Sturdivant K/4- Franklin J/5- Smith D/11- Maxwell T/	1	09:36	1	06:52	02:44	3-4	-1	3	2	1	1	0.5000
0- Terry L/3- Coleman D/5- Smith D/13- Kelly M/24- Howard R/	1	06:52	1	03:30	03:22	5-4	1	3	1	1	2	1.0000
0- Terry L/3- Coleman D/4- Franklin J/5- Smith D/13- Kelly M/	1	03:30	1	02:01	01:29	0-5	-5	0	0	0	0	0.0000
0- Terry L/3- Coleman D/4- Franklin J/13- Kelly M/14- Moore J/	1	02:01	1	01:36	00:25	0-1	-1	0	0	1	0	0.0000
0- Terry L/1- Sturdivant K/3- Coleman D/4- Franklin J/14- Moore J/	1	01:36	1	00:06	01:29	2-3	-1	0	0	0	1	1.0000
0- Terry L/1- Sturdivant K/3- Coleman D/4- Franklin J/13- Kelly M/	1	00:06	2	20:00	00:07	0-0	0	0	0	0	0	0.0000
0- Terry L/3- Coleman D/13- Kelly M/14- Moore J/24- Howard R/	2	20:00	2	16:15	03:45	2-6	-4	4	0	0	0	0.4098
0- Terry L/5- Smith D/13- Kelly M/14- Moore J/24- Howard R/	2	16:15	2	15:05	01:10	2-2	0	1	0	1	0	1.0000
0- Terry L/3- Coleman D/5- Smith D/14- Moore J/24- Howard R/	2	15:05	2	14:08	00:57	0-2	-2	1	0	1	0	0.0000
0- Terry L/1- Sturdivant K/3- Coleman D/14- Moore J/24- Howard R/	2	14:08	2	13:38	00:30	0-5	-5	0	0	2	0	0.0000
0- Terry L/3- Coleman D/5- Smith D/13- Kelly M/24- Howard R/	2	13:38	2	12:42	00:56	2-1	1	0	1	1	0	1.0000
0- Terry L/5- Smith D/13- Kelly M/14- Moore J/24- Howard R/	2	12:42	2	10:46	01:56	4-5	-1	0	0	1	0	1.3333
0- Terry L/4- Franklin J/5- Smith D/13- Kelly M/14- Moore J/	2	10:46	2	09:40	01:06	0-5	-5	1	0	0	0	0.0000
0- Terry L/3- Coleman D/4- Franklin J/13- Kelly M/14- Moore J/	2	09:40	2	08:09	01:31	1-2	-1	1	1	1	0	0.2577
3- Coleman D/4- Franklin J/5- Smith D/13- Kelly M/24- Howard R/	2	08:09	2	05:51	02:18	4-3	1	3	0	0	1	1.0000
0- Terry L/3- Coleman D/4- Franklin J/5- Smith D/24- Howard R/	2	05:51	2	04:00	01:51	3-3	0	3	0	1	1	1.0000
0- Terry L/4- Franklin J/5- Smith D/13- Kelly M/24- Howard R/	2	04:00	2	00:00	04:00	10-2	8	5	0	0	3	1.7007



Georgia Tech at Florida State

01/07/23 Donald L. Tucker Center, Tallahassee
2022-23 Men's Basketball

Game Time: 1:00 PM

Game Duration: 1:48

Attendance: 5,536

Officials: Bill Covington Jr, Jeffrey Clark, Trey Styons

Florida State

Lineup	Quarter On	Time On	Quarter Off	Time Off	Time on Court	Score	Score Diff	Reb	Stl	Tov	Ass	PPP
1- Warley J/ 3- Corhen C/ 4- Mills C/ 22- Green Jr. D/ 35- Cleveland M/	1	20:00	1	11:44	08:16	17-23	-6	3	1	1	5	1.4167
1- Warley J/ 4- Mills C/ 22- Green Jr. D/ 24- McLeod N/ 35- Cleveland M/	1	11:44	1	10:43	01:01	3-2	1	1	0	0	1	1.5000
1- Warley J/ 12- House T/ 22- Green Jr. D/ 24- McLeod N/ 35- Cleveland M/	1	10:43	1	09:36	01:07	2-1	1	3	0	0	1	1.0000
0- Jackson C/ 12- House T/ 22- Green Jr. D/ 24- McLeod N/ 35- Cleveland M/	1	09:36	1	08:28	01:08	2-3	-1	2	0	2	1	0.5000
0- Jackson C/ 4- Mills C/ 12- House T/ 22- Green Jr. D/ 24- McLeod N/	1	08:28	1	06:52	01:36	2-0	2	2	0	0	1	1.0000
1- Warley J/ 4- Mills C/ 22- Green Jr. D/ 24- McLeod N/ 35- Cleveland M/	1	06:52	2	20:00	06:52	13-7	6	7	0	2	4	1.2745
1- Warley J/ 3- Corhen C/ 4- Mills C/ 22- Green Jr. D/ 35- Cleveland M/	2	20:00	2	18:23	01:37	2-1	1	4	0	0	0	1.0000
1- Warley J/ 4- Mills C/ 22- Green Jr. D/ 24- McLeod N/ 35- Cleveland M/	2	18:23	2	12:42	05:41	14-5	9	3	3	1	4	1.3410
1- Warley J/ 3- Corhen C/ 4- Mills C/ 22- Green Jr. D/ 35- Cleveland M/	2	12:42	2	12:42	00:00	0-0	0	0	0	0	0	0.0000
1- Warley J/ 3- Corhen C/ 12- House T/ 22- Green Jr. D/ 35- Cleveland M/	2	12:42	2	10:46	01:56	5-4	1	0	0	0	2	1.6667
1- Warley J/ 3- Corhen C/ 4- Mills C/ 22- Green Jr. D/ 35- Cleveland M/	2	10:46	2	08:09	02:37	7-1	6	4	1	1	1	1.4000
0- Jackson C/ 3- Corhen C/ 4- Mills C/ 22- Green Jr. D/ 35- Cleveland M/	2	08:09	2	07:21	00:48	1-2	-1	0	0	0	0	0.5319
0- Jackson C/ 4- Mills C/ 22- Green Jr. D/ 24- McLeod N/ 35- Cleveland M/	2	07:21	2	02:34	04:47	7-12	-5	3	0	2	3	0.8750
1- Warley J/ 3- Corhen C/ 4- Mills C/ 22- Green Jr. D/ 35- Cleveland M/	2	02:34	2	00:00	02:34	0-3	-3	2	0	0	0	0.0000



Officials: Bill Covington Jr, Jeffrey Clark, Trey Styons

Georgia Tech

Lineup	Time	Score	Score Diff	Pts/Min	Reb	Stl	Tov	Ass	PPP
0- Terry L/ 3- Coleman D/ 13- Kelly M/ 14- Moore J/ 24- Howard R/	13:02	27-26	1	2.0716	10	1	2	6	1.5306
0- Terry L/ 3- Coleman D/ 5- Smith D/ 13- Kelly M/ 24- Howard R/	04:18	7-5	2	1.6279	3	2	2	2	1.0000
0- Terry L/ 4- Franklin J/ 5- Smith D/ 13- Kelly M/ 24- Howard R/	04:00	10-2	8	2.5000	5	0	0	3	1.7007
0- Terry L/ 5- Smith D/ 13- Kelly M/ 14- Moore J/ 24- Howard R/	03:06	6-7	-1	1.9355	1	0	2	0	1.2000
0- Terry L/ 1- Sturdivant K/ 4- Franklin J/ 5- Smith D/ 11- Maxwell T/	02:44	3-4	-1	1.0976	3	2	1	1	0.5000
3- Coleman D/ 4- Franklin J/ 5- Smith D/ 13- Kelly M/ 24- Howard R/	02:18	4-3	1	1.7391	3	0	0	1	1.0000
0- Terry L/ 3- Coleman D/ 4- Franklin J/ 13- Kelly M/ 14- Moore J/	02:11	2-5	-3	0.9160	1	1	2	0	0.3472
0- Terry L/ 3- Coleman D/ 4- Franklin J/ 5- Smith D/ 24- Howard R/	01:51	3-3	0	1.6216	3	0	1	1	1.0000
0- Terry L/ 3- Coleman D/ 4- Franklin J/ 5- Smith D/ 13- Kelly M/	01:29	0-5	-5	0.0000	0	0	0	0	0.0000
0- Terry L/ 1- Sturdivant K/ 3- Coleman D/ 4- Franklin J/ 14- Moore J/	01:29	2-3	-1	1.3483	0	0	0	1	1.0000
0- Terry L/ 4- Franklin J/ 5- Smith D/ 13- Kelly M/ 14- Moore J/	01:06	0-5	-5	0.0000	1	0	0	0	0.0000
0- Terry L/ 3- Coleman D/ 5- Smith D/ 14- Moore J/ 24- Howard R/	00:57	0-2	-2	0.0000	1	0	1	0	0.0000
0- Terry L/ 4- Franklin J/ 5- Smith D/ 11- Maxwell T/ 13- Kelly M/	00:52	0-0	0	0.0000	1	0	0	0	0.0000
0- Terry L/ 1- Sturdivant K/ 3- Coleman D/ 14- Moore J/ 24- Howard R/	00:30	0-5	-5	0.0000	0	0	2	0	0.0000
0- Terry L/ 1- Sturdivant K/ 3- Coleman D/ 4- Franklin J/ 13- Kelly M/	00:07	0-0	0	0.0000	0	0	0	0	0.0000



Officials: Bill Covington Jr., Jeffrey Clark, Trey Styons

Florida State

Lineup	Time	Score	Score Diff	Pts/Min	Reb	Stl	Tov	Ass	PPP
1- Warley J/ 3- Corhen C/ 4- Mills C/ 22- Green Jr. D/ 35- Cleveland M/	15:04	26-28	-2	1.7257	13	2	2	6	1.1818
1- Warley J/ 4- Mills C/ 22- Green Jr. D/ 24- McLeod N/ 35- Cleveland M/	13:34	30-14	16	2.2113	11	3	3	9	1.3251
0- Jackson C/ 4- Mills C/ 22- Green Jr. D/ 24- McLeod N/ 35- Cleveland M/	04:47	7-12	-5	1.4634	3	0	2	3	0.8750
1- Warley J/ 3- Corhen C/ 12- House T/ 22- Green Jr. D/ 35- Cleveland M/	01:56	5-4	1	2.5862	0	0	0	2	1.6667
0- Jackson C/ 4- Mills C/ 12- House T/ 22- Green Jr. D/ 24- McLeod N/	01:36	2-0	2	1.2500	2	0	0	1	1.0000
0- Jackson C/ 12- House T/ 22- Green Jr. D/ 24- McLeod N/ 35- Cleveland M/	01:08	2-3	-1	1.7647	2	0	2	1	0.5000
1- Warley J/ 12- House T/ 22- Green Jr. D/ 24- McLeod N/ 35- Cleveland M/	01:07	2-1	1	1.7910	3	0	0	1	1.0000
0- Jackson C/ 3- Corhen C/ 4- Mills C/ 22- Green Jr. D/ 35- Cleveland M/	00:48	1-2	-1	1.2500	0	0	0	0	0.5319