GEORGIA TECH BASKETBALL 2022-23

ACC Champions 1985, 1990, 1993, 2021 • Final Four 1990, 2004 • 17 NCAA Tournament appearances

2022-23 Schedule/Results

Date	Opponent	TV	Time
N7	CLAYTON STATE	ACCNX	W, 93-63
N12	at Georgia State	ESPN+	W, 59-57
N17	NORTHERN ILLINOIS	ACC Network	W, 68-50
N21	vs. Utah#	FS1	L, 64-68
N23	Marquette#	FS1	L, 60-84
N26	NORTH ALABAMA	ACCNX	W, 80-61
N29	at Iowa*	ESPN2/U	9 p.m.
D2	NORTHEASTERN	ACCNX	7:30 p.m.
D6	GEORGIA	ESPN2	7 p.m.
D10	at North Carolina	ESPN	3:15 p.m.
D17	ALABAMA STATE	ACCNX	2 p.m.
D21	CLEMSON	ESPN2	7:30 p.m.
D31	VIRGINIA	ACC Network	tba
J4	MIAMI	RSN	7 p.m.
J7	at Florida State	RSN	1 p.m.
J10	at Notre Dame	ACC Network	7 p.m.
J14	PITTSBURGH	ACC Network	3 p.m.
J17	NC STATE	ACC Network	7 p.m.
J21	SYRACUSE	RSN	12 p.m.
J24	at Clemson	ACC Network	9 p.m.
J28	DUKE	ACC Network	3 p.m.
F1	at Louisville	RSN	7 p.m.
F4	at NC State	ACC Network	1 p.m.
F8	NOTRE DAME	RSN	7 p.m.
F11	at Wake Forest	ACC Network	5 p.m.
F15	VIRGINIA TECH	ACC Network	7 p.m.
F18	FLORIDA TECH	ACCNX	2 p.m.
F21	at Pittsburgh	ESPN/2/U/ACCN	7 p.m.
F25	LOUISVILLE	RSN	2 p.m.
F28	at Syracuse	RSN	7 p.m.
M4	at Boston College	ESPNU	2:30 p.m.
M7-11	ACC Tournament (Greensboro, N.C.)%		

**ACC/Big Ten Challenge; #Fort Myers Tip-Off (Suncoast Credit Union Arena, Fort Myers, Fla.); %ACC Tournament (Brooklyn, N.Y.)*

All times Eastern; home games in ALL CAPS

(AP/USA) - rankings in AP/coaches polls at time of game, current rankings for upcoming games (rv=receiving votes)

RADIO: Georgia Tech Sports Network by Legends Sports

Announcers	Andy Demetra, Randy Waters
Engineer	Miller Pope
Flagship station in Atlanta	680 AM, 93.7 FM
Satellite Radio	SiriusXM ch. 381, SXM app 971
Online	GT Gameday App, Ramblinwreck.com
TuneIn	buzz.gt/LiveTuneIn

TV/Live Stream — **ESPNU**

Announcers	Mark Neely, Kevin Lehman

COMMUNICATIONS

GTMBB contact	Mike Stamus
Phone	404-894-5445 (ofc), 404-218-9723 (cell)
E-mail	mstamus@athletics.gatech.edu

SOCIAL MEDIA: #TogetherWeSwarm

Official Twitter	@GTMBB / @GTJoshPastner
Facebook	gtmensbasketball
Instagram	gtmensbasketball

GEORGIA TECH (3-2, 0-0 ACC) vs. IOWA (5-1, 0-0 Big Ten)

Game 7 • November 29, 2022 • 9 p.m. ET

Tech Visits Iowa for ACC/Big Ten Challenge

On the road for the fourth time in seven games, Georgia Tech travels to Iowa City to face Iowa at 9 p.m. Tuesday night in the ACC/Big Ten Challenge.

Tech (4-2) returned to the win column Saturday with an 80-61 victory over North Alabama at home. The win followed the Yellow Jackets' first two losses of the season against Utah (68-64) and Marquette (84-60) in the Fort Myers Tip-Off. Before that, Tech put together its first 3-0 start since the 2015-16 season with home wins over Clayton State and Northern Illinois sandwiched around a last-second 59-57 victory at cross-town foe Georgia State.

Iowa (5-1) split a pair of games last week in the Emerald Coast Classic, edging Clemson (74-71) before dropping its first game of the season to TCU (79-66). The Hawkeyes have home court wins against Bethune-Cookman, North Carolina A&T and Omaha, as well as a road win at Seton Hall.

Tuesday's game will be televised live nationally on ESPNU, with a live stream available on the ESPN app. Radio coverage is on the Georgia Tech Sports Network by Legends Sports and flagship station 680 the Fan (680 AM/93.7 FM), and also on satellite radio (SiriusXM channel 381, SXM app 971.

Jackets At-A-Glance

Georgia Tech has eight players who logged significant

GAME INFORMATION

Venue/Site	Carver-Hawkeye Arena, Iowa City, Iowa
Tech vs. Iowa	tied, 1-1
On the road	tied, 1-1
Last meeting	3/24/2003 - Tech won 79-78 in Iowa City
Tech is ACC/Big Ten Challenge	9-12

GEORGIA TECH YELLOW JACKETS

Rankings (AP/coaches/KenPom/NET)	nr I nr I 121 I na
Record breakdown	3-0 home I 1-0 road I 0-2 neutral
Head coach	Josh Pastner (Arizona, 1997)
Career record/at GT	265-171! (14th yr) I 98-98! (7th yr)
Pastner vs. Iowa	0-0

I On-court record - 22 wins and 1 loss vacated by NCAA Committee on Infractions

IOWA HAWKEYES

Rankings (AP/coaches/KenPom/NET)	nr I nr I 22 I na
Record breakdown	3-0 home I 1-0 road I 1-1 neutral
Head coach	Fran McCaffery (Pennsylvania, 1982)
Career record/at Iowa	498-340 (27th yr) I 247-163 (13th yr)
McCaffery vs. Tech	0-2 (0-1 @UNCG, 0-1 @Siena)

ROSTER AT-A-GLANCE *(#indicates last-game starter)*

12 Freds Pauls Bagatskis ..... F ..... 6-8 .....180..... Fr..... Riga, Latvia .....1.0 ppg.....0.0 rpg
> Trained at Valencia Basket Club, played for Latvia in FIBA U16, U20 Euro championships; played in 3 games

30 Coleman Boyd..... G ..... 6-1 .....178..... Sr. ..... Smyrna, Ga. .....0.0 ppg.....0.0 rpg
> Non-scholarship player 4th year at Tech, played in 9 games career

3 Dallan "Deebo" Coleman#. G ..... 6-6 .....218..... So. ..... Memphis, Tenn. .....11.3 ppg.....3.3 rpg
> Tech's top scorer through 6 games, four games in double figures; 42.2% FG, 37.9% 3pt FG

33 Brayden Daniels..... G ..... 6-4 .....188..... So. ..... Louisville, Ky.....0.0 ppg.....1.0 rpg
> Non-scholarship player, 2nd year at Tech, played in 3 games career

4 Ja'von Franklin# ..... F..... 6-7 .....214..... Sr. ..... Little Rock, Ark. .....9.3 ppg.....7.3 rpg
> Grad transfer from South Alabama; 11.5 ppg, 9.3 rpg, 12 blocks, 10 assists last 4 games

43 Jermontae Hill..... G ..... 6-6 .....206..... r-Fr. ..... Atlanta, Ga .....0.0 ppg.....0.0 rpg
> Non-scholarship player, 2nd year at Tech, redshirted last season, played in 3 games

24 Rodney Howard..... C/F ..... 6-11 .....256..... Sr. ..... Ypsilanti, Mich.....3.5 ppg.....3.7 rpg
> Notched 4th career double vs. Clayton State (15 pts/13 reb) but has scored only 6 pts in last 5 games

13 Miles Kelly# ..... G ..... 6-6 .....175..... So. ..... Stone Mountain, Ga. ....11.2 ppg.....3.2 rpg
> Scored in double digits in 4 of 6 games, 2-for-19 on 3s last 4 games

10 Cyril Martynov..... C/F ..... 7-0 .....229..... Fr..... Barrie, Ontario .....1.5 ppg.....1.0 rpg
> 14.0 ppg, 9.4 rpg for UPlay Canada on Nike EYBL circuit; played in 2 games

11 Tristan Maxwell..... G ..... 6-3 .....205..... Jr..... Huntersville, N.C.....3.4 ppg....0.8 apg
> Played 6 games last 2 yrs, first 5 this season (missed UNA with injury); season-high 9 points (4-7 FG) vs. Utah

23 Jordan Meka..... C/F ..... 6-8 .....219..... Jr..... Yaoundé, Cameroon.....0.0 ppg.....0.0 rpg
> Played double-digit minutes in 8 games (6 vs. ACC teams) last season, played in 1 game this season (groin)

14 Jalon Moore#..... F..... 6-7 .....209..... So. ..... Birmingham, Ala. .....6.8 ppg.....5.7 rpg
> Team's 3rd-leading rebounder, 6th-leading scorer through 6 games, 44.7% FG, 7 blocks

35 Emmer Nichols..... F..... 6-6 .....219..... Fr..... Woodside, Calif.....0.0 ppg.....0.0 rpg
> Non-scholarship player in 1st year in the program

5 Deivon Smith# ..... G ..... 6-1 .....176..... Jr..... Loganville, Ga.....10.8 ppg....3.2 apg
> Backup PG started 5 games last season, started all 6 this season; leads team in assists (19) and steals (12)

1 Kyle Sturdivant..... G ..... 6-3 .....196..... Sr. ..... Norcross, Ga.....7.2 ppg....2.3 apg
> Started 28 games last season, first 5 this season; No. 2 on team in assists and steals through 6 games

0 Lance Terry ..... G ..... 6-2 .....200..... Sr. ..... College Park, Ga. .....6.7 ppg.....2.5 rpg
> Transfer from Gardner-Webb, 14.3 ppg last season; 2 double-digit games this season, 8-of-19 from 3

TECH NOTEBOOK

Tech Team Statistics

Category	2022-23	ACC	NCAA
Scoring offense	70.7	12	216
Scoring defense	63.8	4	82
Scoring margin	+6.8	9	150
Field goal pct.	.420	14	270
Effective FG pct.	.464	14	310
Field goal pct. def.	.390	3	67
3-pt FG pct.	.297	14	294
3-pt FG per game	5.5	13	309
3-pt FG att. per game	18.5	11	297
3-pt FG pct. def.	.248	1	12
3-pt FG allowed	4.8	-	-
Free throw pct.	.682	14	216
FT made per game	12.5	11	195
FT attempts per game	18.3	7	180
Rebounds per game	39.0	3	80
Rebound margin	+0.2	10	228
O-Reb per game	12.8	2	50
D-Reb per game	26.2	6	146
Assists per game	12.2	11	258
Assist/TO ratio	1.1	9	145
Turnover margin	+3.5	4	59
Turnovers per game	11.2	7	49
Turnovers forced per game	14.7	5	133
Blocks per game	5.5	2	23
Steals per game	7.8	3	112
Personal fouls per game	16.6	6	80
Bench points per game	27.0	2	88
Fast break points per game	13.7	3	75

Rankings through games of Nov. 26

Games Started

Player	Consec.	2022-23	Career	Conf.
Freds Pauls Bagatskis	-	-	-	-
Deebo Coleman	7	6	11	3
Ja'von Franklin	2	2	33	16
Rodney Howard	-	4	31	13
Miles Kelly	1	1	2	-
Cyril Martynov	-	-	-	-
Tristan Maxwell	-	-	-	-
Jordan Meka	-	-	4	4
Jalon Moore	1	1	2	-
Deivon Smith	6	6	19	6
Kyle Sturdivant	-	5	33	20
Lance Terry	-	5	42	16

**includes starts at previous school*

Career ACC includes ACC Tournament starts

Non-Conference Breakdown

Team	Conf.	Record	Conf.	KP	NET
Alabama State	SWAC	1-7	--	347	--
Clayton State	DII/PBC	0-6	--	--	--
Florida Tech	DII/SSC	4-0	--	--	--
Georgia	SEC	5-2	--	108	--
Georgia State	Sun Belt	4-3	--	231	--
Iowa	Big Ten	5-1	--	22	--
Marquette	Big East	5-2	--	60	--
North Alabama	A-Sun	4-3	--	327	--
Northeastern	CAA	1-5	--	263	--
Northern Illinois	MAC	2-5	--	283	--
Utah	Pac-12	5-2	--	65	--
GT strength of schedule rank				125	--
GT NC strength of schedule rank				126	--
vs. Quad 1: --		vs. Quad 2: --			
vs. Quad 3: --		vs. Quad 4: --			

KP - KenPom.com, NET - NCAA NET rankings

playing time during 2021-22 back for this seventh season under head coach Josh Pastner, looking to replace the scoring punch of of **Michael Devoe** and **Jordan Usher**, who combined to average more than 32 points per game in the Yellow Jackets' 12-20 campaign.

Among the eight key letterwinners returning are two starters from the 2021-22 squad, both seniors in 6-3 point guard **Kyle Sturdivant** (7.6 ppg, 2.3 apg) and 6-11 center **Rodney Howard** (6.5 ppg, 5.1 rpg), as well as the backup point guard, 6-1 junior **Deivon Smith** (5.7 ppg, 2.0 apg) and a rising trio of sophomore perimeter players in 6-6 **Dallan "Deebo" Coleman** (6.2 ppg), 6-6 **Miles Kelly** (4.5 ppg) and 6-7 **Jalon Moore** (2.8 ppg). Junior 6-2 guard **Tristan Maxwell** and 6-8 junior forward **Jordan Meka** return to provide additional depth.

Pastner and his staff have augmented the eight returnees with a pair of transfers in 6-2 guard **Lance Terry** (14.3 ppg at Gardner-Webb) and 6-7 forward **Ja'von Franklin** (12.2 ppg, 7.8 rpg at South Alabama), and over the summer signed a pair of international players - 6-8 forward **Freds Pauls Bagatskis** from Latvia and 7-foot center **Cyril Martynov** of Canada.

Series vs. Iowa

• Georgia Tech and Iowa have split two prior meetings, both games at Carver-Hawkeye Arena. The Yellow Jackets lost an 83-67 game to the Hawkeyes in the 2000 ACC/Big Ten Challenge, and pulled out a 79-78 victory in a second-round game in the 2003 Post-Season NIT.

• Tech is 2-0 against teams coached by Hawkeyes' head coach Fran McCaffery, defeating his UNC Greensboro team in 2007, and his Siena team in 2009, both games in Atlanta.

• B.J. Elder, the Tech guard who knocked down the game-winning basket in the 2003 meeting, is currently the Yellow Jackets' director of player personnel.

• Sherman Dillard, in his 13th season as assistant coach at Iowa, was an assistant coach at Georgia Tech under Bobby Cremins from 1988-94. In between, he was the head coach at Indiana State and his alma mater, James Madison.

Tech in the ACC/Big Ten Challenge

Georgia Tech has a 9-12 mark in the ACC/Big Ten Challenge following last season's home loss to Wisconsin.

• Northwestern has been Tech's most frequent opponent, having met five times in the Challenge. The Yellow Jackets dropped the first two, then won the next two before the Wildcats prevailed in 2018. Tech is 1-1 at home, Northwestern 2-1.

• Tech and Penn State have met three times in the annual event, with the Nittany Lions taking two of the three meetings.

• Tech has played Illinois (2012 and 2013), Nebraska (2019 and 2020) and Northwestern (2010 and 2011, 2017 and 2018) in consecutive years.

• Tech has played nine "home" games in the series and has a 6-4 record in those contests. Four of the games were played at Alexander Memorial Coliseum, where Tech defeated Wisconsin (2001) and Michigan (2004) and went 1-1 against Penn State (2006, 2008). Two others were played at Philips Arena, an 80-77 loss to Michigan in the first Challenge game in 1999, and a 76-60 loss to Northwestern in 2011.

• The Yellow Jackets have a 3-8 mark in ACC/Big Ten Challenge games on the road. The Yellow Jackets' scored a 73-53 win at Ohio State in 2003, the season in which Tech went on to reach the NCAA Championship game, won at Northwestern in 2014 and at Nebraska in 2020. Tech also has visited Iowa, Minnesota, Michigan State, Indiana and Northwestern (three times).

• Maryland, Purdue and Rutgers are the only Big Ten teams the Yellow Jackets have not faced in the annual series.

Last Time Out

Georgia Tech shot nearly 60 percent from the floor, Deivon Smith led five players in double-figure scoring, and the Yellow Jackets got back in the win column Saturday night

Series vs. Iowa (1-1)

Home: 0-0, Away: 1-1, Neutral: 0-0

11-28-2000 .....a1 L 67- 85
3-24-2003 .....a2 W 79- 78

a1-ACC-Big Ten Challenge (Iowa City, Iowa); a2-NIT second round (Iowa City, Iowa)

Tech's Results in the ACC/Big Ten Challenge

Overall record: 9-12 (Home: 6-4, Away: 3-8)

Date	Result		Opponent	TR	OR
12/1/21	hL	66-70	Wisconsin	-	23/21
12/9/20	aW	75-64	Nebraska	-	-
12/4/19	hW	73-56	Nebraska	-	-
11/28/18	aL	61-67	Northwestern	-	-
11/28/17	hW	52-51	Northwestern	-	-
11/29/16	aL	60-67	Penn State	-	-
2015	did not participate			-	-
12/3/14	aW	66-58	Northwestern	-	-
12/3/13	hW	67-64	Illinois	-	-
11/28/12	aL	62-75	Illinois	-	22/22
11/29/11	hL*	60-76	Northwestern	-	-
11/30/10	aL	71-91	Northwestern	-	-
2009	did not participate			-	-
12/30/08	hL	83-85	Penn State	-	-
11/27/07	aL	79-83	Indiana	-	15/15
11/28/06	hW	77-73	Penn State	21/24	
11/30/05	aL	88-86	Michigan State	-	13/14
11/30/04	hW	99-68	Michigan	4/4	-
12/3/03	aW	73-53	Ohio State	13/15	-
12/4/02	aL	63-64	Minnesota	-	20/17
11/28/01	hW	62-61	Wisconsin	-	-
11/28/00	aL	67-85	Iowa	-	-
12/1/99	hL*	77-80	Michigan	-	-

**Philips Arena, Atlanta, Ga.*

TECH NOTEBOOK

Just Georgia Tech, please...

The Georgia Institute of Technology is the official title, but Georgia Tech will work fine, or just Tech (unless you're in Virginia or Texas). We would appreciate it if you would use our name in those ways. Georgia Tech University is incorrect. Thank you.

Georgia Tech Quick Facts

Official Name: Georgia Institute of Technology
Location: Atlanta, Ga.
Enrollment: 45,296
Founded: 1885
Colors: Old Gold and White
Nickname: Yellow Jackets, Ramblin' Wreck
Mascot: Buzz (Yellow Jacket)
Fight Songs: Ramblin' Wreck, White and Gold
Conference: Atlantic Coast (ACC)
Home Arena: McCamish Pavilion (capacity 8,600)
President: Dr. Angel Cabrera
Director of Athletics: J Batt
Faculty Rep. for Athletics: Dr. Jenna Jordan
Head Coach: Josh Pastner (Arizona, 1997)
Record at Tech: 98-98 ! (7th season)
Overall: 265-171 ! (14th season)
ACC Regular Season: 47-64 !
ACC Tournament: 2-4
NCAA Tournament: 2-5
Associate Head Coach: Anthony Wilkins (Kent State, 2013), 4th season
Assistant Coach: Julian Swartz (Carroll College, 2005), 7th season
Assistant Coach: Brian Eskildsen (Tennessee, 2009), 1st season
Assoc. Dir. of Player Personnel: B.J. Elder (Georgia Tech, 2014)
Director of Operations: Tyler Benson (St. Bonaventure, 2009)
Director of Scouting: Hayden Sheridan (Arizona, 2016)
Player Development Coach: Eddie Dimas (Grand Canyon, 2015)
Athletic Trainer: Richard Stewart (Salisbury, 2005)

! On-court record (Georgia Tech had 22 wins and one loss during the 2016-17 and 2017-18 seasons vacated by the NCAA's Committee on Infractions.)

Basketball History

108th season: 1st game, Feb. 17, 1906 vs. Auburn
All-time Record: 1,426-1,289 !
Winning/Losing/.500 Seasons: 55 / 48 / 4
NCAA Appearances (17): 23-17 record
1960, 1985, 1986, 1987, 1988, 1989, 1990, 1991, 1992, 1993, 1996, 2001, 2004, 2005, 2007, 2010, 2021
Final Fours (2): 1990, 2004
NIT Appearances (8): 10-8 record
1970, 1971, 1984, 1994, 1998, 1999, 2003, 2016
ACC Championships (4): 1985, 1990, 1993, 2021
ACC Regular-Season Titles (2): 1985 (tie), 1996
ACC Regular-Season Record (43rd season): 281-406 !
ACC Tournament Record: 28-38
SEC Championships (1): 1938
SEC Regular-Season Titles (1): 1937
SEC Regular-Season Record (1932-64): 201-207
Metro Conference Regular-Season Record (1975-78): 9-10
Metro Conference Tournament Record: 4-3
Record at McCamish Pavilion: 115-62 ! (11th season)
Record at Alexander Memorial Coliseum:
556-194 (55 seasons, 1956-2011)
Record at State Farm Arena: 8-12
Record at Gas South Arena: 4-1
Record at Georgia Dome: 9-5
All-Time Head Coaches: 14
ACC Head Coaches: 5
All-America Selections: 14 (12 players)
Consensus All-Americans: 2
First-Team All-Americans: 5
National Players of the Year: 1
All-ACC Selections: 57 times (34 players)
ACC Players of the Year: 2
ACC Rookies of the Year: 11
ACC Coaches of the Year: 5 (3 coaches)
ACC Tournament MVPs: 4
ACC All-Freshman Team: 15

with an 80-61 men's basketball victory over North Alabama at McCamish Pavilion.

Tech (4-2) raced out to an 11-0 lead as North Alabama (4-3) missed its first six shots from the floor, and added another 10-0 run minutes later to lead 21-9 eight and a half minutes into the game. The Yellow Jackets connected on 58.1 percent of their shots in the first half, while limiting the Lions to 33.3 percent in building a 43-24 lead at intermission.

The Yellow Jackets shot even better after the break, connecting on 61.9 percent from the floor, and built their lead to as many as 25 points in the first five minutes of the half. The Lions trimmed the deficit to 16 in two occasions after that, but could get no closer.

Smith matched his personal best as a Jacket with 16 points, while Deebo Coleman scored 14, Jalon Moore matched his career high with 13, and Miles Kelly and Lance Terry each added 12. It was the second time this season Tech had five players register double figures, and the Jackets finished the game hitting 59.6 percent from the floor. Tech scored 48 of its points in the paint and also hit 6-for-19 from three-point range.

Buzz Bytes

• Tech changed its starting lineup for the second straight game, interesting Miles Kelly and Jalon Moore for Lance Terry and Kyle Sturdivant, who had started the Yellow Jackets' first five games. Ja'von Franklin started his second straight game at the "5" spot in place of Rodney Howard, while Deebo Coleman and Deivon Smith remained in the starting five for the sixth straight game.

• Five players in double figures for second time this season (six reached double figures vs. Clayton State). All eight rotation players who saw action made the scoring column.

• Tech has utilized a nine-player rotation in each of its first four games. All nine scored points against Clayton State and Northern Illinois, while eight registered in the scoring column at Georgia State. Seven tallied against Utah, nine of 10 scored against Marquette and all eight scored against North Alabama. Tristan Maxwell did not play due to an injury.

• After shooting season lows in each game of the Fort Myers Tip-Off, Tech rebounded with its best shooting effort of the season – 59.6 percent – and was equally accurate in each half, connecting on 58.1 percent before intermission and 61.9 percent after.

• Tech has won the turnover battle in five of six games, doing so against North Alabama despite committing a season-high 14. The Lions committed 16. The Yellow Jackets have a season turnover margin of plus-3.5.

• Tech has limited its foes to 24.8-percent from three-point range this season, holding North Alabama to just 4-of-18. Only Utah (31.3 percent) and Marquette (39.1 percent) have connected on 30 percent or better.

• Tech has held four of its six opponents under 90 points per 100 possessions in KenPom.com's metric, and the Jackets are at 96.6 for the season, No. 78 in the nation. The only exceptions – Utah and Marquette – were both above 100.

• Tech's offensive efficiency against North Alabama (117.8) was its best since the opener against Clayton State.

• Deebo Coleman has made a three in all six games this season, and has scored in double figures in four of six games.

• Deivon Smith has scored in double figures in four of Tech's six games. He matched his career best in points as a Yellow Jacket with 16 against North Alabama. He scored 16 against North Carolina and Clemson last season.

• Smith has 14 assists in his last three games and leads the Yellow Jackets with 3.2 per game. He also has 19 rebounds in the last three games and is second on the team at 6.0 per game.

• Jalon Moore has scored in double figures twice this season – the opener vs. Clayton State (11 pts) and North Alabama (13). He tied his career best against the Lions.

• Lance Terry is 4-of-8 from three-point range in his last two games. He was 0-for-3 in the three games prior after going 4-for-8 in the opener vs. Clayton State. He reached double figures for the second time this season against North Alabama.

• Miles Kelly has scored in double figures in four of six games. He failed to make a three-pointer for the second straight game, however, and is 0-for-5 in the last two games.

• Ja'von Franklin blocked two shots against UNA and has 16 in six games this season, just four shy of Tech's leading total of the 2021-22 season (20 by Rodney Howard).

Georgia Tech By the Numbers

1	SEC Championships
1	NCAA Post-Graduate Scholar
1	Naismith Award winner
2	Final Four appearances
2	ACC regular-season titles
2	ACC Players of the Year
2	National Freshmen of the Year
3	Years a Member of the Metro Conference
4	ACC Championships
5	First-team All-America players
6	Jersey numbers retired
6	Academic All-Americans
7	NCAA Sweet 16 appearances
8	Wins over teams ranked No. 1
8	NBA lottery picks
12	ACC Rookie of the Year honorees
14	Head coaches in program history
17	NCAA Tournament berths
19	NBA first-round draft picks
25	Total postseason berths (NCAA and NIT)
32	Years a Member of the SEC
43	Years a Member of the ACC
47	Players taken in the NBA Draft
51	Players selected All-ACC
228	Weeks ranked in either AP or Coaches Poll

General Storylines

• **108th season** - Georgia Tech is playing its 108th season of basketball in 2022-23, having compiled an all-time on-court record of 1,426-1,289 *(22 wins and one loss from the 2016-17 and 2017-18 seasons were vacated by the NCAA Committee on Infractions).*

• **Tech in the ACC** - Tech is playing its 44th season as a member of the Atlantic Coast Conference, having won the conference championship in 1985, 1990, 1993 and 2021. Prior to that, Tech competed in the Metro Conference for three seasons from 1975-78, was an independent from 1964-75, and was a member of the Southeastern Conference for 32 years from 1932-64, winning one title in 1938.

• Tech has played six seasons under head coach Josh Pastner, who has built the Tech program based on a "get old and stay old" philosophy, elevating the talent level incrementally through ever-improving high school recruiting and attracting transfers who went to high school in the Atlanta area.

• Georgia Tech has been projected to finish last in the ACC standings by a vote of the conference's official media panel before the season. Last season, Tech was projected to finish 10th and wound up 14th, the first time under Pastner that the Yellow Jackets finished below projections. In the prior three seasons, the Jackets surpassed expectations, having been picked to finish 13th, 12th and ninth, respectively, before eventually finishing 10th, fifth and fourth in the regular season.

• Tech lost its top two scorers in seniors **Michael Devoe** and **Jordan Usher,** but returns eight of the next 10 players. Tech's returning scholarship players combined to start 100 games in 2021-22, and logged 53.8 percent of the minutes played.

TECH NOTEBOOK

Tech's Record

	2022-23	CJP
At home	3-0	72-36
On the road	1-0	21-48
At neutral sites	0-2	5-12
Vs. top-10 opponents	0-0	3-16
Vs. top-25 opponents	0-0	11-30
Vs. teams over .500	2-2	58-83
Vs. teams under .500	1-0	31-9
Vs. teams at .500	1-0	8-5
While in the top 25	0-0	0-0
In November	4-2	23-11
In December	0-0	20-21
In January	0-0	23-25
In February	0-0	17-32
In March/April	0-0	15-8
Wearing white uniforms	2-2	66-37
Wearing gold uniforms	2-0	21-31
Wearing navy uniforms	0-0	12-26
Wearing black uniforms	0-0	0-0
Game is decided by 5 pts./fewer or OT	1-1	26-27
Game is decided by 10/fewer or OT	1-1	47-50
Leading at the half	2-0	72-22
Trailing at the half	1-2	23-72
Tied at the half	1-0	3-3
Leading with 5:00 to play	4-0	85-9
Trailing with 5:00 to play	0-1	10-85
Tied with 5:00 to play	0-1	2-4
In overtime games	0-0	4-4
After a bye in the ACC schedule	0-0	3-3
Tech scores 100 or more points	0-0	0-1
Tech scores 70 or more points	2-0	69-18
Tech scores fewer than 70 points	2-2	30-79
Opponent scores 100 or more points	0-0	0-2
Opponent scores 70 or more	0-1	19-59
Opponent scores fewer than 70	4-1	81-36
Opponent scores fewer than 50	0-0	4-0
Tech shoots 50 pct. or better	1-0	39-9
Opponent shoots 50 pct. or better	0-0	6-19
Opponent shoots under 40 pct.	3-0	57-21
Tech has a higher FG% than opponent	4-0	91-25
Tech has a lower FG% than opponent	0-2	4-67
FG percentage is even	0-0	0-2
Tech has more 3-point FGs	3-0	41-23
Tech has fewer 3-point FGs	0-1	43-61
3-point FGs are even	1-1	14-11
Tech attempts more FT than opponent	3-0	67-24
Tech attempts fewer FT than opponent	1-2	25-67
Free throw attempts are even	0-0	6-6
Tech outrebounds opponent	2-0	51-27
Opponent outrebounds Tech	2-2	41-70
Rebounds are even	0-0	6-1
Tech has fewer turnovers than opponent	4-1	52-36
Tech has more turnovers than opponent	0-1	42-53
Turnovers are even	0-0	5-6
Tech has more assists than turnovers	3-1	65-31
Committing more fouls	0-1	27-63
Committing fewer fouls	3-0	62-24
Fouls are even	1-1	9-10
4/more Jackets score in double figures	3-0	47-18
A Jacket scores 20 or more	0-0	58-47
A Jacket scores 30 or more	0-0	7-5
Scoring more bench points	3-1	44-37
Scoring fewer bench points	1-1	52-53
Bench scoring is even	0-0	2-6

• Four seniors, all rotation players, completed their Tech careers in 2021-22 and graduated in May. **Michael Devoe** (G League camp) and **Jordan Usher** (Turkey) are pursuing professional careers. **Khalid Moore** (Fordham) and **Bubba Parham** (Samford) elected to enter the transfer portal and pursue graduate transfer opportunities for their final season of eligibility.

Early in Their Development

The 2021-22 season represented the most extensive college experience that most of the players on Georgia Tech's roster had accumulated. Of the 12 scholarship players who saw rotation minutes for Georgia Tech, only seniors **Michael Devoe, Jordan Usher, Khalid Moore** and **Bubba Parham** had extensive experience entering the season, and all have graduated.

Tech's top eight returning players combined to start 69 games last season - **Kyle Sturdivant** and **Rodney Howard** totalled 53 of those starts - after having started a total of 12 games previously.

Incoming transfers **Ja'von Franklin** and **Lance Terry** started 31 games each last season at South Alabama and Gardner-Webb, respectively. They represent the top two career scorers on the Yellow Jackets roster - Terry beginning the season with 598 points and Franklin with 419. Sturdivant was next at 376.

Two-point (guard) conversion

After splitting the point guard duties nearly evenly in the wake of the departure of Jose Alvarado, Kyle Sturdivant and Deivon Smith started together in Georgia Tech's first five games this season.

They have combined for 33 assists and 19 steals, 1-2 on the team in both categories, and have combined to score 18 points per game.

Last season, seldom playing together, they combined to average 11.9 points and 3.8 assists over 32 games, while compiling a 121:80 assist/turnover ratio. Sturdivant started 28 games, while Smith started five.

Smith missed the last six games of the season under concussion protocols.Sturdivant averaged more than 32 minutes in each of Tech's last six games in Smith's absence. He had played 30 or more minutes only twice before that.

Program Trends

• **Less experienced** - According to KenPom.com, Tech ranks No. 247 nationally in Division I experience (average 1.56 years per player) and No. 178 in minutes contunuity (43.3 percent), a measure of playing minutes from 2021-22 carrying over to 2022-23. The Jackets ranked somewhat higher last season - No. 162 (average 1.99 years per player) and No. 149 in minutes continuity (52.3 percent), and much higher in its ACC Championship season of 2021 - No. 4 (2.54 years) and 10 (75.2), respectively.

• **Two fouls in the first half?** No problem. Georgia Tech has ranked No. 6 in the nation or higher each of the last five years in two-foul participation, a measure of percentage of available minutes played by players with two fouls. Tech led the nation in this category in 2020 and 2021, but this year is currently No. 57 (39.3 percent).

• **Bench minutes** - Josh Pastner has expanded his rotation in the last two seasons, ranking No. 239 in minutes played by its reserves (28.4 percent) in 2021-22, and No. 180 (30.4 percent) so far this year. Tech's minutes have been spread more evenly than at anytime in Pastner's tenure, with no player averaging 30 minutes, and nine averaging 13-or-more minutes per game.

A Make-or-Miss Game

Georgia Tech's offensive rankings vs. the ACC under Josh Pastner (ACC regular season games only)

Year	PPG	FG Pct.	3pt FG Pct.
2021-22	66.0 (12)	.428 (10)	.325 (11)
2020-21	71.8 (6)	.482 (2)	.360 (3)
2019-20	69.9 (9)	.462 (2)	.341 (6)
2018-19	60.7 (15)	.426 (8)	.306 (12)
2017-18	63.6 (14)	.419 (12)	.312 (15)
2016-17	65.1 (14)	.434 (14)	.309 (15)

Pastner's Key Metrics

• **Assists to made field goals:** The Jackets have assisted on 45.5 percent of their field goals this season (73 assists on 158 made field goals), and rank No. 279 in the nation, according to KenPom.com. Tech had 16 assists on 31 field goals against North Alabama. Tech's nightly goal is to assist on 60 percent of its made field goals, which Tech has not met this season.

• **Free throws made to opponents' attempts:** Tech went 12-of-16 from the free throw line to North Alabama's 5-of-11. Tech's goal each night is to make more free throws than the opponent attempts, which it has one three times games. This season, Tech has scored 12.5 points per game from the foul line, compared to 10.0 in 2021-22, and have scored 17.8 percent of its points at the stripe, an improvement over its 14.6-percent rate last season).

• **Turnovers:** Tech has a plus-3.5 turnover margin this season, and has won the turnover battle five times in six games. Tech's target is 11 or fewer each night. Tech met that goal 13 times last season, three times this season. Under Pastner, when Tech has committed fewer turnovers than its opponent, it is 53-35. When it has committed more, it is 42-55.

• **Guard rebounding:** Tech's perimeter players grabbed 18 of its 23 defensive rebounds against North Alabama and have taken 99 of 157 for the season (63.1 percent). The Jackets' perimeter players took 77.1 percent of the total defensive rebounds last season.

Notable from 2021-22

• **Dynamic duo** - Georgia Tech seniors Michael Devoe and Jordan Usher accounted for 46.8 percent of the Yellow Jackets' scoring this season, and as the top two assist purveyors on the team, had a hand in 69.4 percent of Tech's field goals made. Those numbers for ACC games were similar (46.0, 70.4). In Tech's 12 wins, however, they accounted for just 43.4 percent of the Jackets' points; in Tech's five ACC wins: 42.1 percent.

• **Grand theft basketball** - The Jackets ranked No. 2 in the ACC in forcing turnovers against conference opponents (13.30 per game) and were No. 2 in steals (8.05). Tech's last 15 ACC foes (beginning Jan. 19 vs. Wake Forest) coughed it up 197 times (13.13 per game), 128 of them takeaways for Tech (8.53 per game).

• **Ten lineups** - Tech utilized 10 different starting lineups in 2021-22, and no Yellow Jacket started all 32 games. Tech's most frequent lineup has been the original one (Michael Devoe and Kyle Sturdivant at the guards, Jordan Usher and Khalid Moore at the forwards, Rodney Howard at center), which the Jackets used 18 times.

• **Coming up short** - Tech lost seven games by five points or fewer in 2021-22, five of them in conference play. Tech lost five other games against ACC foes (including Louisville in the ACC Tournament) by 10 points or fewer.

• **Rookies rising** - Tech's highly-regarded freshman class scored 100 points combined over Tech's last six games and totaled 340 minutes on the floor, their most extensive time as a group during the 2021-22 season. Deebo Coleman averaged 24 minutes per game in ACC play, while Miles Kelly

TECH NOTEBOOK

Tech Highs and Lows Under Josh Pastner

Longest winning streak: 8 games (2020-21)
Longest ACC winning streak: 8 games (2020-21)
Longest ACC home winning streak: 11 games (last 6 home games of 2019-20, first 5 of 2020-21, program record)
Longest losing streak: 7 games (2017-18, 2018-19)
Longest ACC losing streak: 7 games (2017-18, 2018-19)
Most points scored in a game: 120 vs. Georgia State (4ot), 11/25/20
Most points scored in a game (regulation): 103 vs. Clayton State, 1/23/2022
Most points scored - ACC game: 96 at North Carolina, 1/4/2020
Fewest points scored in a game: 42 vs. Clemson, 2/6/2019
Fewest points scored - ACC game: 42 vs. Clemson, 2/6/2019
Most points allowed in a game: 123 vs. Georgia State (4ot), 11/25/2020
Most points allowed in a game (regulation): 110 at Duke, 1/4/2017
Most points allowed - ACC game: 110 at Duke, 1/4/2017
Fewest points allowed in a game: 40 vs. Florida A&M, 12/9/2018
Fewest points allowed - ACC game: 51 vs. Syracuse, 1/31/2018
Largest margin of victory: 50 vs. Clayton State (103-53), 1/23/2022
Largest margin of victory - ACC game: 27 at Miami (87-60), 2/20/2021
Largest margin of victory - road game: 27 at Miami (87-60), 2/20/2021
Largest margin of victory - ACC road game: 27 at Miami (87-60), 2/20/2021 (program record)
Largest losing margin: 53 (110-57) at Duke, 1/4/2017
Largest losing margin at home: 34 (97-63) vs. Syracuse, 12/18/2019
Largest losing margin - ACC game: 53 at Duke, 1/4/2017
Most points allowed in a win: 83 at North Carolina (96-83), 1/4/2020
Most points scored in a loss: 120 vs. Georgia State (4 ot), 11/25/2020
Most points scored in a loss (regulation): 81 vs. Wright State, 12/22/2017
Fewest points scored in a win: 52 vs. Northwestern (52-51), 11/28/2017
Fewest points allowed in a loss: 52 vs. Virginia Tech (52-49), 1/9/2019
Largest deficit overcome to win a game: 17 vs. Notre Dame (1stH-6:47), 2/6/2021
Largest 2nd-half deficit overcome to win a game: 10 vs. Georgia Southern (19:42), 11/26/2021
Largest deficit overcome to win a road game: 15 (4:01-1st) at NC State, 11/5/2019
Largest lead given up in a loss: 16 (15:06-2nd half) vs. St. John's, 12/1/2018
Largest 2nd-half lead given up in a loss: 16 (15:06-2nd half) vs. St. John's, 12/1/2018
Highest FG pct.: 60.7 (34-56) at Georgia, 11/19/2021
Highest FG pct. - ACC game: 59.5 (25-42) at Syracuse, 1/12/2019
Lowest FG pct.: 27.1 (16-59) vs. Florida State, 2/16/2019
Lowest FG pct. - ACC game: 27.1 (16-59) vs. Florida State, 2/16/2019
Highest 3-pt pct.: 62.5 (10-16) at NC State, 1/15/2017; (15-24) vs. Clayton State, 1/23/2022
Highest 3-pt pct. - ACC game: 62.5 (10-16) at NC State, 1/15/2017
Most 3-pt FG: 16 vs. Clemson, 1/20/2021
Most 3-pt FG - ACC game: 16 vs. Clemson, 1/20/2021
Lowest 3-pt pct.: 10.0 (1-10) vs. Miami, 1/3/18, (1-10) vs. Louisville, 1/19/2019
Lowest 3-pt pct. - ACC game: 10.0 (1-10) vs. Miami, 1/3/2018, (1-10) vs. Louisville, 1/19/2019
Highest FG pct. allowed: 59.3 (32-54) at Florida State, 1/24/2018; (32-54) Notre Dame, 2/6/2021
Highest FG pct. allowed - ACC game: 59.3 (32-54) at Florida State, 1/24/2018; (32-54) Notre Dame, 2/6/2021
Lowest FG pct. allowed: 21.6 (16-74) vs. Elon, 11/11/2019
Lowest FG pct. allowed - ACC game: 28.2 (20-71) vs. Florida State, 1/25/2017
Highest 3-pt pct. allowed: 60.0 (12-20) at Louisville, 2/8/2018
Highest 3-pt pct. allowed - ACC game: 60.0 (12-20) at Louisville, 2/8/2018
Lowest 3-pt pct. allowed: 6.7 (1-15) at Hawai'i, 11/25/2019
Lowest 3-pt pct. allowed - ACC game: 9.5 (2-21) vs. Duke, 1/26/2019
Highest FT pct.: 95.2 (20-21) vs. Coppin State, 12/27/2017
Highest FT pct. - ACC game: 91.3 (21-23) vs. Pittsburgh, 2/14/2021
Lowest FT pct.: 28.6 (2-7) vs. Notre Dame, 3/12/2019
Most free throws made: 41 vs. Georgia State, 11/25/2020
Most free throws attempted: 59 vs. Georgia State, 11/25/2020 (program record)
Fewest free throws made: 2 at Miami, 2/15/17; at Duke, 1/26/2019; vs. Notre Dame, 3/12/2019; at Kentucky, 12/14/2019; Stetson, 11/12/2021
Most assists: 29 vs. Kennesaw State, 12/28/2018
Fewest assists: 5 at Georgia, 12/19/17, at Tennessee, 11/13/2018, at Florida State, 2/2/2019, vs. Boise State, 12/22/2019; vs. USC, 12/18/2021
Most turnovers: 24 vs. Arkansas, 11/25/2019; Ball State, 12/18/2019; LSU, 12/11/2021
Fewest turnovers: 5 at Notre Dame, 2/1/2020; vs. Utah, 11/21/2022
Most blocked shots: 16 vs. Southern, 11/14/2016 (Tech record)
Most steals: 15 vs. North Carolina, 12/31/2016; at Syracuse, 1/13/2019; vs. Kentucky, 12/6/2020; vs. Florida State, 3/13/2021

averaged 23 minutes in the last six games and Jalon Moore 13.6.

• **Three-bo** - Kick-started by a strong game against Clayton State on Jan. 23, Tech freshman Deebo Coleman has hit 22 of 55 shots (40 percent) from three-point range over Tech's last 15 games. That included a 0-for-6 game at Notre Dame.

• **Rad Rodney** - Center Rodney Howard put together his best basketball over the final stretch, scoring in double digits in six of Tech's last nine games and posting a pair of double-doubles. He averaged 10.2 points (40-of-63, 63.5 pct. from the floor) and 6.3 rebounds, with 15 assists and five blocks.

• **Sturdy Sturdivant** - Kyle Sturdivant posted a 49:18 assist/turnover ratio over Tech's last 19 games and played nine of those games without committing a turnover. The junior guard also posted six double-digit scoring efforts over that stretch.

• **Winning numbers** - In Tech's 12 wins last season, the Yellow Jackets connected on 49.6 percent of their field goal attempts and 43.7 percent of their three-point tries. Tech also assisted on 59.8 percent of its field goals.

• **No freebies** - Tech attempted 106 fewer free throws than its opponents in 21 games against ACC teams last season was outscored at the stripe by 4.6 per game (Tech was called for 81 more fouls over 21 games). Even in the Yellow Jackets' five ACC wins, they attempted six fewer free throws than their foes and scored six fewer points at the stripe, while being called for 19 more fouls.

• **Foul play** - Tech committed more fouls than its opponent in 23 of 32 games last season (71.9 percent of the time). In Josh Pastner's first five seasons, the Jackets did so in 65 of 157 games (41.4 percent of the time).

• **Breaking fast** - Tech ranked No. 3 in the ACC in average tempo (68.1 possessions) and No. 5 average offensive possession length (17.4 seconds), No. 7 in average defensive possession length (17.8), according to KenPom.com.

• **Deivon Smith** missed Tech's last six games under concussion protocol after a fall late in the Pittsburgh game.

• **Miles Kelly** went 21-of-45 (46.7 pct.) from three-point range in his last 12 games ... He was 5-for-30 for the season prior to the Clayton State game on Jan. 23.

Extending its Range

Georgia Tech has lived and succeeded by playing excellent defense during its time under Josh Pastner, and also has steadily improved offensively over that time as the Yellow Jackets acquired better outside shooters.

Tech has posted its highest two national rankings the last two seasons in both percentage of field goal attempts taken from beyond the three-point arc and in percentage of points scored on three-pointers.

3-POINT RELIANCE UNDER PASTNER

Percentage of 3FA/FGA according to KenPom.com and percentage of points scored from 3-point FG

Year	3PA/FGA	Rank	%Points	Rank
2022-23	30.0	323	23.6	324
2021-22	34.6	251	30.5	204
2020-21	36.4	202	29.6	205
2019-20	29.6	324	22.5	336
2018-19	33.4	303	25.3	326
2017-18	27.7	335	22.3	336
2016-17	24.6	349	20.1	345

Wire-to-Wire

Though he employed a tight playing rotation in his first five seasons at Georgia Tech, reminiscent of the way Bobby Cremins coached the Yellow Jackets over his 19 seasons, head coach Josh Pastner has expanded his rotation in the last season and so far this season, utilizing nine players on a regular basis, reflecting deeper talent on the Tech roster.

Only one of Pastner's Tech teams has ranked higher in bench minutes than this year's squad - 180th nationally at 30.4 percent, according to Kenpom.com. The 2018-19 unit ranked 89th at 33.5 percent.

Tech's minutes have been spread more evenly this season than at anytime in Pastner's term, with no player averaging as many as 30 minutes per game, and nine averaging 13 or more.

Also, Tech's bench has contributed more points than its opponent in four of six games this season, and did so in 18 of 32 games in 2021-22. The Jackets accomplished that just six times in 26 games in its ACC Championship year of 2021.

BENCH MINUTES UNDER PASTNER

Year	Pct.	Nat'l Rank	Natl Avg.
2022-23	30.4	180	30.4
2021-22	28.4	239	30.7
2020-21	20.1	336	31.0
2019-20	26.5	267	30.3
2018-19	33.5	89	30.3
2017-18	30.1	210	31.5
2016-17	24.6	323	31.9

Build the Wall

Due to its ability to play creative versions of both zone and man-to-man to keep opponents off-balance, Georgia Tech has been able to rely on its mixture of defenses to win games over Josh Pastner's tenure at Tech.

Tech has begun this season at No. 76 (96.4 points per 100 possessions), according to KenPom.com. Tech continues to play a smaller lineup for significant periods of each game when 6-7 senior Ja'von Franklin plays the "5" position, but Franklin ranks No. 2 in the ACC in blocked shots, and the Yellow

Tech All-Time vs. the ACC

Opponent	Overall	in ACC	Tourney	In McCamish Pavilion	In Opponent Current Venue	Current Streak
Boston College	18-12	14-11	1-3	4-1	5-6	Won 4
Clemson	67-75	39-52	4-1	6-4	9-41	Lost 1
Duke	24-76	20-64	3-7	1-4	5-38	Lost 1
Florida State	32-44	22-30	1-2	3-3	9-17	Won 3
Louisville	14-25	1-9	0-1	1-4	0-4	Lost 3
Miami	12-16	10-15	1-1	2-4	4-7	Lost 2
North Carolina	27-71	25-57	5-4	1-5	5-26	Lost 2
NC State	43-58	35-44	3-3	2-4	6-11	Lost 1
Notre Dame	12-14	6-12	0-1	6-3	1-9	Lost 2
Pittsburgh	11-5	6-5	0-1	4-1	2-3	Won 3
Syracuse	7-8	5-5	--	4-2	2-5	Lost 1
Virginia	40-46	38-45	5-5	2-4	1-10	Lost 9
Virginia Tech	8-22	6-18	1-3	2-5	2-11	Lost 2
Wake Forest	46-41	45-39	0-4	6-1	10-20	Lost 1

TECH NOTEBOOK

The Last Time a Jacket...

Scored 30 or more points:
Jordan Usher, 30 vs. Boston College, 3/5/2022

Led Tech in scoring off the bench:
Ja'von Franklin, 14 vs. Northern Illinois, 11/17/2022

Grabbed 15 or more rebounds:
Moses Wright, 16 vs. Syracuse, 2/27/2021

Had 10 or more assists:
Josh Heath, 10 vs. NC State, 1/15/2017

Had a double-double:
Ja'von Franklin (17 pts/14 reb) vs. Marquette, 11/23/2022

Played 40 minutes in regulation:
Michael Devoe vs. Wisconsin, 12/1/2021

Played every minute of an overtime game:
Jose Alvarado (45 minutes/1 OT) vs. Duke, 3/2/2021

Played every minute of a multiple-OT game:
Matt Harpring (50 minutes/2 OT) vs. North Carolina, 2/9/1998

The Last Time the Jackets...

Scored 100 or more points:
vs. Clayton State (103-53) on 1/23/2022

Scored 100 or more points in regulation:
vs. Clayton State (103-53) on 1/23/2022

Scored 100 or more points in consecutive games:
vs. Jackson State (100-70) on 11/13/2006, Georgia State (103-74) on 11/16/2006

Scored 100 or more points twice in one season:
vs. Cornell (116-81), 11/13/2015, Green Bay (107-77) on 11/19/2015

Allowed 100 or more points:
vs. Georgia State (120-123) on 11/25/2020

Allowed 100 or more points in regulation:
vs. Duke (110-57) on 1/4/2017

Shot 60 percent or better:
.607 (34-56) at Georgia, 11/19/2021

Failed to make a three-point basket:
0-for-12 vs. Virginia, 1/22/2015

Did not allow a three-point basket:
0-for-11 vs. Pittsburgh, 3/5/2016

Failed to make a free throw:
0-for-6 vs. Duke, 1/7/2014

Grabbed 50 or more rebounds:
52 vs. Clayton State, 11/7/2022

Multiple players had a double-double:
Rodney Howard (19 pts/10 reb) and Jordan Usher (14 pts/13 reb) at Syracuse, 2/21/2022

Multiple players had 10 or more rebounds:
Rodney Howard (10) and Jordan Usher (13) at Syracuse, 2/21/2022

Had 25 or more assists:
26 vs. Syracuse, 2/27/2021

Blocked 10 or more shots:
10 vs. Pittsburgh, 3/4/2020

Had 15 or more steals:
15 vs. Florida State, 3/13/2021

Had fewer than 10 turnovers:
5 vs. Utah, 11/21/2022

Had 5 or more players in double-figures in points:
Lance Terry (16), Rodney Howard (15), Jalon Moore (11), Kyle Sturdivant (10), Deivon Smith (10), Miles Kelly (10) vs. Clayton State, 11/7/2022

Had 6 players in double-figures in points:
Lance Terry (16), Rodney Howard (15), Jalon Moore (11), Kyle Sturdivant (10), Deivon Smith (10), Miles Kelly (10) vs. Clayton State, 11/7/2022

Had three or more players score 20 points:
Michael Devoe (22), Jordan Usher (21) and Moses Wright (21) vs. Clemson, 1/20/2021

Had no player score 10+ points:
Virginia (57-28 loss), 1/22/2015

Allowed no player to score 10+ points:
Hawai'i (73-40 win), 12/25/2019

Had no player play 30 minutes:
vs. Clayton State (93-63 win), 11/7/2022

Won by 30 or more points:
Clayton State (93-63), 11/7/2022

Won by 40 or more points:
Kentucky State (98-50), 1/30/2010

Won by 50 or more points:
Clayton State (103-53), 1/23/2021

Lost by 30 or more points:
at Notre Dame (90-56), 2/26/2022

Played an overtime game:
Boston College (won 82-78), 3/5/2022

Defeated a Top 10 team:
#5/5 Louisville (64-58), 2/12/2020

Defeated a Top 25 team:
#15/13 Florida State (80-75), 3/13/2021

Defeated a Top 10 team on the road:
#7/7 Syracuse (67-62), 3/4/2014

Defeated a Top 25 team on the road:
#16/15 Virginia Tech (69-53), 2/23/2015

Had a game postponed (subsequently rescheduled and played):
Syracuse, 12/29/2021 (COVID), played on 2/21/2022

Had a game cancelled:
Alabama A&M, 12/23/2021 (COVID)

Jackets rank No. 2 as a team (23rd nationally).

Tech ranked No. 77 currently in adjusted defensive efficiency in 2021-22 at 96.4 points per 100 possessions, its lowest standing under Pastner but still among the top third in the NCAA.

ACC ALL-DEFENSIVE TEAM PLAYERS UNDER PASTNER

2017	Ben Lammers, C (Defensive Player of the Year)
2018	Ben Lammers, C
2019	James Banks III, C
2020	James Banks III, C
2021	Jose Alvarado, G; Moses Wright, C (Defensive POY)

Assisted Living

Georgia Tech coach Josh Pastner preached and prodded his Yellow Jackets on ball and player movement and hard cutting from the first time he got his team on the practice court. His primary measuring stick on how well the Jackets perform offensively is their ratio of assists to made field goals.

Tech has consistently been above the national average and maintained a high rate in ACC games. The Yellow Jackets finished the 2021-22 season ranked No. 122 at 53.1 percent, and was 10th in the ACC at 53.1 percent in conference games. The Jackets finished the 2020-21 season No. 53 nationally at 57.1 percent and held the second-highest mark in ACC games only (58.8 pct.).

Tech's top assists-to-made field goals ratios: 1987-88 – 68.3; 1988-89 – 65.9; 1986-87 – 65.8; 1992-93 – 65.0; 1985-86 – 64.8; 2000-01 – 62.9; 1999-00 – 62.9; 2016-17 - 62.6.

ASSISTS TO MADE FG UNDER PASTNER

Year	A/FGM	Nat'l Rank	Natl Avg.	Vs. ACC
2022-23	45.5	280	51.0	--
2021-22	53.1	122	50.9	53.1
2020-21	57.1	53	51.8	58.8
2019-20	53.3	139	51.5	58.0
2018-19	57.4	46	51.9	56.4
2017-18	54.3	119	52.3	53.9
2016-17	62.4	13	52.4	63.2

Building Depth

The upward progress of Georgia Tech's program is evident in the development of its recruiting classes under head coach Josh Pastner, each of whom has played significant minutes and made significant contributions on the ACC level. Though not highly-rated in terms of rankings, the players have a wide range of skills and have developed into consistent conference-level performers for the next couple of years.

Evidence of that is apparent in the fact that Pastner has consistently played eight to 10 players in his rotation during the 2021-22 season after generally keeping Tech's rotation to no more than seven or eight in his first five seasons. Eight Yellow Jackets averaged double-digit minutes in ACC play this season.

a. The 2017-18 class of Jose Alvarado, Evan Cole and Moses Wright combined to start 205 games (Cole graduated and transferred after the 2020-21 season). Alvarado and Wright started every game of the 2020-21 season (except for the NCAA Tournament game against Loyola which Wright missed) and were the Jackets' top two scorers and played the most minutes. Wright became Georgia Tech's first ACC Player of the Year since 1990, and Alvarado was named the ACC's Defensive Player of the Year.

b. The 2018-19 class of Michael Devoe, Khalid Moore and Kristian Sjolund combined to start 213 games (Sjolund redshirted before transferring to UTEP after the 2019-20 season). Devoe started 106 games over his four seasons, was the Jackets' No. 3 scorer in 2020-21 and No. 1 in 2021-22, was named the ACC Tournament MVP in 2021 and third-team All-ACC in 2021-22. Moore started 63 games in his career and was a key contributor in ways that don't always show up in the box score.

c. James Banks III, who transferred from Texas, and Jordan Usher, a transfer from Southern California, started 54 games, contributed 17.7 points, 12.0 rebounds and played 56.2 minutes per game in 2019-20. Banks moved on to play professionally and is in the G League with the Dallas Mavericks affiliate in Texas, while Usher started all but one game over two-plus seasons and was the Jackets' No. 2 scorer in 2021-22.

d. Next up - Tech's 2021 signing class of Deebo Coleman, Miles Kelly and Jalon Moore, a class ranked as high at No. 28 nationally, served notice as the core of the team the next few years, They combined to average 40 minutes and 8.3 points per game in 2021-22, They combined to connect on 39.1 percent of their three-point tries.

Offense/Defense Under Pastner

Source: KenPom.com (Nat'l rank in parentheses)

Year	Tempo	Off. Eff.	Def. Eff.
2022-23	67.9 (88)	100.5 (189)	96.4 (76)
2021-22	68.0 (117)	100.4 (225)	99.2 (110)
2020-21	67.3 (223)	113.7 (22)	96.2 (68)
2019-20	70.0 (88)	103.0 (171)	91.8 (16)
2018-19	66.8 (225)	101.7 (228)	96.5 (43)
2017-18	66.1 (227)	103.6 (197)	98.7 (61)
2016-17	68.2 (179)	100.0 (259)	91.0 (6)

Five-Star Player Development

Notable player development successes over the past four seasons include Josh Okogie, Ben Lammers, Tadric Jackson, Abdoulaye Gueye, James Banks III, Jose Alvarado, Moses Wright and Michael Devoe, who maximized their skill sets and their production under the current coaching staff.

Josh Okogie went from being ranked 11th in the state as a HS senior to a first-round NBA draft pick. Gueye, a 6-9 forward, developed from a project player into an ACC-level contributor in the first two seasons with the current staff, and is now in his fourth season with the Minnesota Timberwolves. Graduate transfer Brandon Alston had similar statistical numbers at the ACC level as he compiled in two seasons at Lehigh, and is now playing professionally overseas.

James Banks III, a 6-10 center, made the ACC's All-Defensive team twice in two years and finished his career No. 8 in blocked shots at Tech. Wright blossomed at the end of the 2018-19 season and doubled his scoring and rebounding averages in 2019-20 over his sophomore year, doubled again his senior year and was named the ACC Player of the Year. Devoe added more than six points to his scoring average and ranked among the top five in the ACC in field goal and three-point percentage.

Jose Alvarado, a three-star guard out of Brooklyn, N.Y., who started as a freshman, improved his scoring, shooting and ballhandling every year as a Yellow Jacket, finishing his career with 1,429 points and ranking among the top 10 in Tech history in assists, steals and three-point field goals. He became the ACC's Defensive Player of the Year and a second-team All-ACC choice in 2021, and is now on the roster of the NBA's New Orleans Pelicans.

Moses Wright, an unheralded and unrated prospect from Raleigh, N.C., became a stalwart in the Tech lineup as a junior and the ACC Player of the Year as a senior. The 6-9 forward was Tech's leading scorer and rebounder on an ACC Championship squad and also made the conference all-defensive team. He was signed to the Los Angeles Clippers G League affiliate as a free agent, then signed a two-way contract with the Dallas Mavericks midway through the 2021-22 season.

Michael Devoe, a four-star prospect out of Orlando, Fla., came to Tech as a heralded scorer and outside shooter, but developed into a much more rounded player by his senior year,

TECH NOTEBOOK

Tech in the NBA / G League

Player (years at Tech)	Team
Jose Alvarado (2017-21)	New Orleans Pelicans
James Banks III (2018-20)	Texas Legends
Michael Devoe (2018-22)	Ontario Clippers
Derrick Favors (2009-10)	free agent
Josh Okogie (2016-18)	Phoenix Suns
Thaddeus Young (2006-07)	Toronto Raptors

**waived by Houston prior to the beginning of the season*

Tech Alumni Elsewhere

Player (years at Tech)	Current/Most Recent Team
Tony Akins (1998-2002)	SK Knights (South Korea)
Brandon Alston (2017-19)	Kauhajoki (Finland)
Alade Aminu (2005-09)	Gigantes de Carolina (Puerto Rico)
Will Bynum (2004-06)	Bivouac/Big 3 (USA)
Demarco Cox (2014-15)	Quimper (France)
Mouhammad Faye (2006-08)	Promithias (Greece)
Marcus Georges-Hunt (2012-16)	Kuwait (Kuwait D!)
Dion Glover (1997-99)	Bivouac/Big 3 (USA)
Trae Golden (2013-14)	Bahcesehir Koleji Istanbul (Turkey)
Abdoulaye Gueye (2014-19)	Samsunspor (Turkey)
Josh Heath (2014-17)	Leuven Bears (Belgium)
Evan Jester (2018-20)	Team Miami (Eurobasket S League)
Tadric Jackson (2014-18)	Sentjur (Slovenia)
Ben Lammers (2014-18)	ALBA Berlin (Germany)
Gani Lawal (2007-10)	Trotamundos (Venezuela)
Anthony McHenry (2001-05)	Shinshu BW (Japan)
Daniel Miller (2009-14)	Levanga Hokkaido Sapporo (Japan)
Charles Mitchell (2014-16)	Obera (Argentina)
Anthony Morrow (2004-08)	Bivouac/Big3 (USA)
Zachery Peacock (2006-10)	FOS Provence (France)
Shembari Phillips (2018-20)	Baskets Koblenz (Germany)
Glen Rice, Jr. (2009-12)	Power (Big3)
Robert Sampson (2013-15)	Tokyo Z (Japan)
Avi Schafer (2017-19)	Mikawa Sea Horses (Japan)
Adam Smith (2015-16)	Bilbao (Spain)
Jeremis Smith (2004-08)	Biqua (Uruguay)
Jordan Usher (2019-22)	Besiktas Basketbol (Turkey)
James White (2015-16)	Mauricio Baez (Dominican Republic)
Moses Wright (2017-21)	Zhejiang Golden Bulls (China)

Former Tech Players in Coaching

Player (years at Tech)	Current Position
Kenny Anderson (1989-91)	Fisk University HC
Ty Anderson (2006-09)	Wofford AC
Rod Balanis (1990-94)	Howard AC
Anthony Byrd (1981-84)	Knightdale (N.C.) HS HC
Shaun Fein (1999-2001)	L.A. Clippers AC
Jarrett Jack (2002-05)	Phoenix Suns AC
Winston Neal (1999-01)	Columbia State (Tenn.) HC
Fred Vinson (1992-94)	New Orleans Pelicans AC
Mfon Udofia (2009-13)	College Park (G League) AC

Former Tech Coaches in Coaching

Coach (years at Tech)	Current Position
Amir Abdur-Rahim (2011-12)	Kennesaw State HC
Sherman Dillard (1988-94)	Iowa AC
Chad Dollar (2011-16)	Cincinnati AC
Bruce Evans (2012-16)	North Florida AC
Brian Gregory (2011-16)	South Florida HC
Tavaras Hardy (2016-18)	Loyola-Maryland HC
Paul Hewitt (2000-11)	Ontario (G League) HC
Chris Kreider (2007-09)	SMU AC
Darryl LaBarrie (2010-11, 2016-18)	Ontario (G League) AC
Robert McCullum (2010-11)	Florida A&M HC
Mamadou N'Diaye (2014-16)	Central Florida AC
Billy Schmidt (2011-14)	Chicago Bulls AC
Cliff Warren (2000-05)	SMU AC
Charlton Young (2005-09)	Florida State AC

when he led the Jackets in scoring and assists and was the team's third-leading rebounder and second-leading steal artist. He was one of only nine players in Division I to average 17.9 points, 4.9 rebounds, 3.1 assists and 1.4 steals. Devoe played in the L.A. Clippers' summer league team and went to training camp with its G League team.

Winning Starts at Home

Georgia Tech and head coach Josh Pastner have worked to make McCamish Pavilion a real homecourt advantage for the program, and the Yellow Jackets made a good start on that by setting a program record for wins at home (17) in 2017-18, including a 7-2 ACC record and two NIT victories.

Tech is 33-23 against ACC teams at home under Pastner, and that includes a 8-9 mark against ranked opponents.

Tech is 72-35 at McCamish Pavilion under Pastner, 115-62 since the building opened for the 2012-13 season.

Welcome to The Hank

Georgia Tech has played 10 seasons in McCamish Pavilion, which was essentially brand new when it opened for the 2012-13 season. The only physical elements of McCamish Pavilion that remain from the venerable Alexander Memorial Coliseum are the roof and the 32 steel ribs that support it.

The capacity of McCamish Pavilion is 8,600, including 1,665 seats in the new balcony level and 6,935 seats in the lower seating bowl. There are no suites, but there is a club area that seats 500. Alexander Memorial Coliseum seated 9,191 spectators in its final configuration.

The most impressive features of McCamish Pavilion are its grand entrance, which fronts 10th and Fowler Streets, the ability for patrons to view the court from the main concourse all the way around, and the theatrical lighting system, which concentrates light on the court while leaving the seating areas dark, modeled after the Staples Center in Los Angeles and Madison Square Garden in New York.

Tech played 55 seasons in Alexander Memorial Coliseum, compiling a record of 556-194 (.741). Miami was the last team to play Tech in Alexander Memorial Coliseum, a game Tech won, and was the first ACC team to play in McCamish Pavilion on Jan. 5, which Miami won. For the 2011-12 season, Tech played its home games at Philips Arena and the Arena at Gwinnett.

Three Tech Alumni on NBA Rosters

Since 1982, Georgia Tech has produced 19 first-round NBA draft picks and 46 draft picks overall. A total of 42 Georgia Tech alumni have played in the NBA.

Three former Georgia tech players opened the 2022-23 season on NBA rosters - Jose Alvarado in his second season with the New Orleans Pelicans, Josh Okogie in his first season with the Phoenix Suns after playing four years in Minnesota, and Thaddeus Young, a 15-year NBA veteran beginning his first full season with the Toronto Raptors.

Five former Georgia Tech basketball stars spent time on NBA rosters in 2021-22, but **Derrick Favors, a 12-year veteran,** was waived by the Houston Rockets prior to the season after being traded from Oklahoma City, and Moses Wright, who was on the Dallas Mavericks roster last season, signed a contract to play in China.

Two other former Yellow Jackets are in training camp with G League teams. Former center James Banks III is a member of the Texas Legends, the Mavericks' affiliate. while Michael Devoe, who graduated from Tech last spring, is in camp with the Ontario (Calif.) Clippers.

Arts and Letters

Beginning with Moe Miller and Lance Storrs in the summer of 2011, every four-year senior in the Georgia Tech program has graduated, with the exception 2019 senior Ben Lammers, who is playing pro ball overseas and needs to complete one course, and 2021 senior Jose Alvarado, who likewise needs to complete one course

Eleven different Georgia Tech players have made the ACC All-Academic team since it was established in 2011, with Marcus Georges-Hunt and Tadric Jackson making it twice.

Tech's men's basketball team has recorded the highest Academic Progress Report scores the last five years since the NCAA began tracking academic performance in 2004-05. The Jackets scored a perfect team single year APR score of 1000 three straight years from 2011-13.

BASKETBALL GRADUATES
2012 - Derek Craig, Nick Foreman
2013 - Mfon Udofia, Pierre Jordan (Master's), Brandon Reed
2014 - Kammeon Holsey, Daniel Miller, Jason Morris
2015 - Robert Sampson
2016 - Marcus George-Hunt, Travis Jorgenson
2017 - Josh Heath, Corey Heyward, Kellen McCormick (Master's), Jodan Price (Master's). Rand Rowland, Quinton Stephens
2018 - Tadric Jackson, Ben Lammers (has one course to complete)
2019 - Abdoulaye Gueye, Sylvester Ogbonda, Brandon Alston (Master's)
2020 - Evan Cole
2021 - Shembari Phillips, Malachi Rice, Moses Wright
2022 - Michael Devoe, Khalid Moore, Bubba Parham

Tech's NCAA Tournament History

Georgia Tech has played in the NCAA Tournament 17 times in its history. Sixteen of those appearances have occurred from 1985 to the present, 10 under Bobby Cremins and five under Paul Hewitt.

The most recent was 2021, when the Yellow Jackets won the ACC Championship and earned an automatic bid, then fell 71-60 to Loyola Chicago in the opening round of the Midwest Regional.

That ended an 11-year hiatus from the NCAA Tournament that dated back to 2010, when the Yellow Jackets defeated Oklahoma State in the first round before losing to Ohio State in the round of 32 of the Midwest Regional.

Tech has a record of 23-17 in NCAA Tournament play, highlighted by its 2004 trip to the NCAA title game as well as a Final Four berth in 1990. The Yellow Jackets have reached the NCAA Sweet 16 seven times (1960, 1985, 1986, 1990, 1992, 1996, 2004).

The 2004 and 2005 appearances were Tech's' first back-to-back appearances since Bobby Cremins led the Institute to the Big Dance nine straight years from 1985-93.

Georgia Tech has won at least one game in 11 of its 17 previous NCAA Tournament appearances.

Tech's ACC Tournament History

Georgia Tech has played in 42 ACC Tournaments, and has a 28-38 all-time record in the event. The Yellow Jackets have won four championships, in 1985 (Atlanta), 1990 (Charlotte), 1993 (Charlotte) and 2021 (Greensboro).

Tech has been a runner-up four times (1986, 1996, 2005, 2010). The 1986, 1996 and 2010 runs to the finals occurred in Greensboro. Tech also made the finals in 2005 at the Verizon Center in Washington, D.C.

Tech was 0-2 in the ACC Tournament under coach Dwane Morrison, 15-16 under Bobby Cremins (including all three titles), 9-11 under Paul Hewitt (runner-up in 2005 and 2010), 2-5 under Brian Gregory. and 1-3 under Josh Pastner.

Tech did not play in the 2020 tournament while serving an NCAA postseason ban.

TECH NOTEBOOK

Media Guidelines

The Yellow Jackets' student-athletes and coaches are generally available to the media prior to each game during the season, typically before a practice. The practice schedule varies once the season begins, and media sessions will be scheduled and announced weekly.

Georgia Tech's practices are closed to the public and the media.

Interview requests with student-athletes that need to be conducted at other times must be made through Mike Stamus in the communications office at least 24 hours in advance. These interviews will be scheduled around the student-athletes' availability and class schedule.

Media are asked not to contact student-athletes directly either by phone, text, social media or e-mail; they are instructed to refer media to the communications office. Every effort will be made to make players available when requested. Players are not available on game days until after the game.

Interviewing Coach Pastner

Media wishing to speak with Coach Pastner at times other than scheduled media availabilities must notify Mike Stamus in the communications office in advance to make or confirm arrangements. He also is available each Monday on the ACC Teleconference.

Post-Game Protocol

Post-game press conferences for home games will be held in person in the Shah Media Room across from the press box on the upper concourse of McCamish Pavilion.

Georgia Tech head coach and selected players will appear in the room following a cooling off period. the visiting team's head coach will also appear if that institution chooses to. If not, the visiting team coach will conduct his press conference virtually, and links will be provided to the media.

Josh Pastner Radio Show

Head coach Josh Pastner's weekly radio show airs each Monday from 7-8 p.m. on "680 the Fan" and 93.7 FM, beginning in December.

ACC Coaches Weekly Teleconference

The 15 ACC head basketball coaches will be featured on weekly Monday virtual teleconferences during the 2022-23 season, beginning Jan. 9 and continuing through the last Monday in February. Each coach will have 10 minutes to make an opening statement and answer questions. There will be an instant replay of each teleconference on the Conference's internet site TheACC.com each Monday afternoon.

Coaches whose teams play on Monday in January and February are not required to participate in that day's call. Coaches who do not have a Monday game - Georgia Tech is one - will be on every Monday at the same time. The teleconference schedule for each Monday will differ for the other head coaches, depending on what teams play that Monday night.

Contact Andy Fledderjohann at the ACC media relations office (afledder@theacc.org) for the call-in number and for questions on the schedule.

McCamish Pavilion 411

Name: McCamish Pavilion (mc-CAM-ish), named for Atlanta insurance executive Hank McCamish who gave the lead gift for the facility

Capacity: approximately 8,600 (6935 court level, 1665 balcony level)

Cost: $50 million

Contractor: Whiting-Turner

Architect: Populous

Cremins Court: the court remains named for the former Tech head coach

Alexander Courtyard: located at the Fowler Street entrance, honors the former Tech director of athletics and the history of the former Tech home arena named for him

Grand entrance: 10th and Fowler Streets, foyer includes graphic representations of retired jerseys and Tech's two Final Four appearances

Other entrances: West entrance off Fowler Street (students and media), East entrance from main arena parking (for club patrons)

Features: center-hung scoreboard and video boards, mezzanine fascia ribbon boards, theatrical lighting, primarily chairback seating, club area

Facts and Dates

- 2,500 cubic yards of concrete removed
- 3,000 cubic yards of concrete installed
- 500 tons of new steel installed
- Over 1 mile of new railing installed
- 20,000 gallons of paint used
- 2,000 feet of new mechanical piping
- 2,500 feet of new ductwork
- $4M in new audio-visual and scoreboards
- 50 TV's throughout the concourse and Callaway Club
- Farthest distance material has traveled to get on site: 4,835 miles
- Shortest distance material has traveled to get on site: 1 mile
- Number of Tech alumni involved in the project: over 100
- Number of days construction took: 520
- Number of 1950's old style Coke bottles found while installing the underground foundations: 11
- Number of new staircases: 13
- Number of new sports lights for the competition floor: Over 300
- 270-degree court view from concourse

Groundbreaking: May 5, 2011

Opening: October, 2012

First public event: Oct. 21, 2012 - Jacket Jam (men's and women's scrimmages)

First men's game: Nov. 9, 2012 vs. Tulane

Head coaches: Brian Gregory of Georgia Tech, Ed Conroy of Tulane

Officiating crew: Karl Hess, Gary Maxwell, Raymond Styons

TV announce crew: Tom Werme, Cory Alexander (ACC Network, syndicated over-the-air iteration)

First Tech points: Marcus Georges-Hunt (2 FT, 18:13, 1st half)

First basket: Tulane's Josh Davis (18:44, 1st half)

Attendance: 8,600 (sellout)

First women's game: Nov. 11, 2012 vs. Tennessee

Tech played 55 seasons in Alexander Memorial Coliseum, compiling a record of 556-194 (.741). Miami was the last team to play Tech there, a game Tech won, and was the first ACC team to play in McCamish Pavilion, which Miami won. For the 2011-12 season, Tech played its home games at Philips Arena and the Arena at Gwinnett.

Career Games With ...

Double-Figure Points	2022-23	Career
Deebo Coleman	3	10
Ja'von Franklin	3	+25
Rodney Howard	1	10
Miles Kelly	3	6
Tristan Maxwell	-	1
Jalon Moore	1	2
Deivon Smith	3	14
Kyle Sturdivant	2	#14
Lance Terry	1	#34

+includes 22 at South Alabama; #includes 33 at Gardner-Webb

20-plus Points	2022-23	Career
Ja'von Franklin	-	+3
Tristan Maxwell	-	1
Lance Terry	-	#5

+includes 3 at South Alabama; #includes 5 at Gardner-Webb

30-plus Points	2022-23	Career
none		

10-plus Rebounds	2022-23	Career
Ja'von Franklin	2	+11
Rodney Howard	1	4
Deivon Smith	-	1

+includes 9 at South Alabama

Double-Doubles	2022-23	Career
Rodney Howard	1	4
Ja'von Franklin	2	+10

+includes 8 at South Alabama

Tech Among ACC Leaders

All Games	Player	#	Rank
Assist/TO ratio	Deivon Smith	1.88	9
Blocks per game	Ja'von Franklin	2.40	2
	Jalon Moore	1.40	10
Rebounds per game	Ja'von Franklin	8.0	8
Off. rebs. per game	Ja'von Franklin	3.60	3
Steals per game	Deivon Smith	2.00	6

BIO UPDATES

Head Coach Josh Pastner • 7th season at Tech

After leading Memphis to five post-season berths in seven seasons as the Tigers' head coach, Josh Pastner became Georgia Tech's 14th head basketball coach on April 8, 2016 and within a five-year period, returned the Yellow Jackets to the NCAA Tournament and coached the program to its first Atlantic Coast Conference championship in 28 years.

Implementing a high-energy style of play and creative offensive and defensive schemes, and building the Jackets' talent base for the future, Pastner has established the Yellow Jackets as one of the top defensive teams in the nation year-in and year-out, while he and his staff have steadily improved the team's offense to be ranked in the top half of the ACC. Those efforts, as well as improving efforts in recruiting, produced Georgia Tech's first ACC Championship since 1993 and its first berth in the NCAA Tournament in 11 years in the 2020-21 season.

Pastner has tirelessly promoted the program on campus and throughout the city of Atlanta in an effort to re-create the major homecourt atmosphere that surrounded the Yellow Jackets throughout the 1980s, 1990s and into the middle of the 2000s. The result has been numerous wins, high excitement and 13 sellouts in four pre-pandemic seasons at McCamish Pavilion, and a school-record 11 consecutive home ACC wins over the 2019-20 and 2020-21 seasons.

Six of his players – guards Josh Okogie, Jose Alvarado and Michael Devoe, as well as frontcourt players Ben Lammers, James Banks III and Moses Wright – have earned ACC honors during his tenure. Wright was named the ACC Player of the Year, Tech's first since 1990, and Alvarado the ACC's Defensive Player of the Year in the 2020-21 season. Okogie, in particular, developed from an under-the-radar high school prospect into a highly-regarded NBA prospect, having played three years in the league, while Lammers and Banks have gone on to play professionally overseas. Alvarado and Wright, though undrafted following their senior seasons, wound up on NBA rosters in the 2021-22 season.

In his fifth year at the helm in 2020-21, Pastner guided Georgia Tech to the ACC Championship, the Yellow Jackets' first since 1993, and a berth in the NCAA Tournament, the first since 2010. The Jackets also earned their highest regular-season ACC finish and tournament seed (4th for both) since the program's national-runner-up team in 2004. Tech's 17-9 overall record was its best by winning percentage since 2004, and its 11-6 ACC record was the fourth-highest by winning percentage in the program's 42-year history in the conference. Tech achieved its highest rankings under Pastner in such categories as offensive efficiency, scoring, field goal percentage, three-point percentage and fewest turnovers, while maintaining its high level of play on the defensive end of the court.

That came on the heels of a successful 2019-20 campaign, in which the Yellow Jackets posted a 17-14 record, winning nine of its last 12 games, including six of the last seven. Tech finished with the program's first winning ACC record since 2004, its highest ACC finish since 2005 (fifth) and its most conference victories (11-9 record) since 1996.

Pastner, 45, compiled a 167-73 record over seven seasons as the head coach at Memphis, where the Tigers earned bids to the NCAA Tournament four times. Pastner's Memphis teams averaged 23.9 wins per season and compiled a conference regular-season record of 82-36, including a conference winning streak of 28 games. The Tigers went 11-4 in Conference USA and American Athletic Conference tournaments, including three championships.

He guided Memphis to five post-season berths, the NIT in 2010 and the NCAA Tournament in 2011, 2012, 2013 and 2014. Pastner twice won Conference USA Coach of the Year honors (2010, 2013) by various organizations and news media.

Pastner was born in Glen Dale, W.Va., and grew up in Kingwood, Texas. He earned his bachelor's degree in family studies in December of 1998, in just two and a half years, from Arizona and his master's degree in teaching and teacher education from Arizona in December of 1999, all while lettering four years in basketball under head coach Lute Olson.

He married the former Kerri Lamas of Sierra Vista, Ariz., in 2009. He has a stepson (Ethan), three daughters, Payten, Kamryn and Harper, and a newborn son, Cason.

Pastner as a Head Coach

Season	School	Overall	Conference	Postseason
2009-10	Memphis	24-10	13-3/2nd	NIT second round
2010-11	Memphis	25-10	10-6/4th	NCAA Tournament
2011-12	Memphis	26-9	13-3/1st	NCAA Tournament
2012-13	Memphis	31-5	16-0/1st	NCAA Tournament, round of 32
2013-14	Memphis	24-10	12-6/t-3rd	NCAA Tournament, round of 32
2014-15	Memphis	18-14	10-8/t-5th	
2015-16	Memphis	19-15	8-10/7th	
at Memphis	**7 years**	**167-73**	**82-36**	
2016-17	Georgia Tech	! 21-16	! 8-10/11th	NIT finals!
2017-18	Georgia Tech	! 13-19	6-12/13th	
2018-19	Georgia Tech	14-18	6-12/10th	
2019-20	Georgia Tech	17-14	11-9/5th	
2020-21	Georgia Tech	17-9	11-6/5th	ACC Champions, NCAA Tournament
2021-22	Georgia Tech	12-20	5-15	
2022-23	Georgia Tech	4-2	0-0	
at Georgia Tech	**7th year**	**! 98-98**	**! 47-64**	
Career	**14th year**	**! 265-171**	**! 129-100**	

! On-court record (22 wins and one loss from 2016-17 and 2017-18 seasons, as well as Tech's NIT appearance, vacated by the NCAA Committee on Infractions)

Pastner Resume

- Head coach, Georgia Tech (2016-present)
- Head coach, Memphis (2009-16) - 4 NCAA Tournaments, 1 NIT, 4 Conference USA titles
- Assistant coach under John Calipari, Memphis (2008-09) - NCAA Sweet 16, C-USA champions
- Assistant coach under Lute Olson, Arizona (2002-08) - 6 NCAA Tournaments, 2 Pac-10 titles
- Basketball staff assistant under Lute Olson, Arizona (2000-02) - Pac-10 champions in 2002
- Played collegiately for Lute Olson, Arizona (1996-2000) - 4 NCAA Tournaments, 1997 National Champions, 2 Pac-10 titles

Also on the Bench

ANTHONY WILKINS

Associate Head Coach • 5th season at Tech

Anthony Wilkins, an Atlanta native who spent the past five seasons on the coaching staff at Tulane University, joined Georgia Tech's basketball staff in June of 2018.

Wilkins, 43, served as an assistant coach for four seasons at Tulane after serving as director of basketball operations during his first year with the Green Wave. At Tulane, Wilkins handled game strategy and scout prep responsibilities along with player development and recruiting duties. He also had six years of professional playing experience prior to entering the coaching world.

Focusing his on-court efforts with Tech's offense, the Yellow Jackets have made significant strides in his three seasons on The Flats, helping elevate the Jackets into the top half of the ACC in scoring, field goal percentage, three-point shooting and ballhandling. In 2020-21, Tech achieved its highest national ranking on offensive efficiency (23rd according to KenPom.com), and its highest ACC rankings in scoring (6th), field goal percentage (2nd), three-point percentage (3rd) and fewest turnovers (3rd). He helped develop Tech's guard tandem of Jose Alvarado and Michael Devoe into two of the ACC's top 10 scorers, and is credited with developing the perimeter skills of Moses Wright, the ACC Player of the year in 2021.

JULIAN SWARTZ

Assistant Coach • 7th season at Tech

A 21-year coaching veteran, including 13 years on the NCAA Division I level, Julian Swartz was named an assistant coach on Josh Pastner's staff in August of 2018.

Swartz, 43, is responsible for on-court development of Tech players and focuses his efforts on the Yellow Jackets' defensive schemes as well as handle recruiting responsibilities. He helped guide Tech's defense to a national ranking of No. 37 in efficiency in 2018-19 and No. 17 in 2019-20, according to KenPom.com, and the Yellow Jackets also ranked among the top 15 in effective field goal percentage and three-point defense. In 2020-21, Tech used its trademark defenses in a completely different way, becoming the top team in the ACC and one of the best in the nation in forcing turnovers and steals to boost its offense.

Swartz's recruiting efforts have been central to the Jackets' last two recruiting classes, and he has been ranked No. 6 among college basketball recruiters by 247Sports. Tech's 2021 class of guards Dallan "Deebo" Coleman and Miles Kelly and forward Jalon Moore was ranked the 15th-best in the nation.

BRIAN ESKILDSEN

Assistant Coach • 1st season at Tech

Brian Eskildsen, who helped Harvard to three Ivy League championships, a trip to the NCAA tournament in 2015 and NIT berths in 2018 and 2019, joined Georgia Tech's men's basketball staff as assistant coach in June, 2022.

A 13-year veteran in Division I basketball, Eskildsen has spent his entire career working at high-level academic institutions that enjoyed success, including Rice and Stanford before landing at Harvard.

Eskildsen, 34, spent eight seasons at the Ivy League institution under head coach Tommy Amaker, helping the Crimson capture conference championships in 2015, 2018 and 2019. Harvard was in position to win another Ancient Eight title and a potential NCAA Tournament bid in 2020, compiling a 21-8 record and a runner-up finish in the Ivy regular season before COVID-19 abruptly ended that season.

During his time in Cambridge, eight Harvard players earned All-Ivy League recognition, three of them more than once, and the Crimson scored power conference wins over Auburn, Brigham Young, California, Georgetown and Texas A&M. Harvard averaged nearly 18 wins per season (not counting the cancelled 2020-21 season), winning 18 or more games five times and winning 10 or more Ivy games five times..

BIO UPDATES (see game-by-game stats and career highs in stat pack)

12 • Freds Pauls Bagatskis • F • 6-8 • 180 • Fr.

• Name pronounced "Fred Paul buh-GOT-skis" (no S when speaking first two names)
• Played in three games (Clayton State, Marquette, North Alabama) ... Played the final 3:03 of Tech's game againsg Marquette and scored his first college points on a three-point basket with one second on the clock
• Reputation is an excellent shooter with size and athletic ability, and has a wealth of international basketball experience ... Joined the Yellow Jackets as a freshman for the fall semester
• Family background is in basketball, his father, Ainars, was the head coach of the Latvian Senior National Team from 2011-17 before becoming the head coach of the Ukranian National Team
• Native of Latvia who moved to Valencia, Spain at age 14 to play and go to school
• Played for the Valencia Basket Club team in Spain's LEB Silver League during the 2021-22 season, appearing in three games
• Played for Valencia's U18 team the two seasons prior to that, averaging 22 minutes, 8.9 points, 2.5 rebounds and 0.8 assists
• Averaged 8.9 points, 1.4 rebounds and 0.6 assists for Latvia in the 2019 FIBA U16 European Championship

3 • Dallan "Deebo" Coleman • G • 6-6 • 218 • So.

• First name pronounced "DELL-un," but goes by Deebo (DEE-bo)
• Wing guard who has started all six games this season, reaching double-figure points in four ... Tech's leading scorer through six games (11.3 ppg)
• Has hit 37.9 percent of his three-point attempts, hitting at least one in each game ... Improved as a rebounder (3.3 per game) and as a scorer inside
• Leads team in three-point attempts (11-of-29) and free throw attempts (19-of-25)
• Scored team-high 16 points in win at Georgia State, hitting career highs for free throws made and attempted (9-of-13)
• Solid contributor as a freshman averaging 6.2 points, Tech's fifth-leading scorer overall and in ACC games ... Averaged 23.7 minutes per game and started five games, including Clemson on March 2 and Louisville in the ACC Tournament
• Connected on 41.3 percent (43-of-104) of his three-point attempts, 36.0 percent in ACC games (27-of-75)
• Scored in double figures seven times, four vs. ACC teams, including 15 at Miami and 14 vs. FSU (hit three 3-pt FG each game)
• Defenses began to key on him in games late in the season - averaged 4.2 points and hit 7-of-25 from three over eight games since his last double-digit effort (15 at Miami on Feb. 9)
• Scored 13 (3-4 3pt FG) in his ACC debut vs. North Carolina and 11 in a win at Boston College (3-6 3pt)
• Four-star wing guard who was the highest-rated high school prospect to sign with the Yellow Jackets ... Consensus four-star prospect, rated at No. 48 in the class of 2021 according to the 247Sports Composite rankings
• Named Florida's Mr. Basketball as well as the Florida Class 4A Player of the Year as a senior
• Born and raised in Memphis, Tenn., spent his high school years in Jacksonville, Fla., area, where his father, Ran, is a high school head coach

4 • Ja'von Franklin • F • 6-7 • 214 • Sr.

• First name pronounced "JAY-von"
• Solid contributor as Tech's backup "5" off the bench in Tech's first four games, earned starts in the Jackets' last two games against Marquette and North Alabama
• Notched double-doubles against Northern Illinois (14 points, 11 rebounds) and Marquette (17 points, 14 rebounds)
• Last four games - 11.0 ppg, 9.3 rpg, 17-26 FG, 12-14 FT, 12 blocked shots, 10 assists, four steals, two turnovers in 118 minutes
• Leads team and No. 2 in the ACC and 16th nationally with 16 blocked shots (2.7 per game) ... Tech's leader in 2021-22 (Rodney Howard) had 20 ... Has made 58.3 percent of his field goal tries
• All-Sun Belt Conference and NABC All-District forward at South Alabama who transferred to Georgia Tech and enrolled for the 2022 summer term
• Has one year of eligibility at Tech
• Arkansas native who played two seasons at Auburn after spending two years in community college in Mississippi
• Appeared in 32 games, making 31 starts in 2021-22 at South Alabama … Averaged 12.2 points and 7.8 rebounds per game
• Notched eight double-doubles, nine games of 10 or more rebounds, 22 games with 10 or more points
• Scored 20 or more points 33 times in his career ... Scored in double digits 85 times in his career

24 • Rodney Howard • C/F • 6-11 • 256 • Sr.

• In his third season as Tech after transferring from Georgia, won the starting center job in the preseason of 2021-22 and held it through Tech's first four games of this season
• Posted the fourth double-double of his career in Tech's season-opening win over Clayton State (15 points, 13 rebounds) ... Struggled the last five games, tallying just six total points (3-7 FG) and nine total rebounds, played no more than 15 minutes in either game
• Averaged 6.5 points last season, fourth-best on the team, and 5.1 rebounds, second-highest, over 27 games, hitting 56.1 percent of his field goals
• Started first 11 games before missing the next five (all ACC games) with an ankle injury ... Returned Jan. 19 to play vs. Wake Forest and started 14 of Tech's final 16 games
• Played his best basketball of the season in Tech's final nine games - 10.2 points and 6.3 rebounds per game, 63.5 percent from the floor, more than 30 minutes per game
• Notched his first two ACC double-doubles against NC State (14 points, 11 rebounds) and Syracuse (19 pts, 10 reb) ... Also had one against Miami of Ohio (10/14)
• Late-season surge elevated his norms for ACC games to 6.6 ppg, 4.8 rpg, 59.2 percent from the floor
• Averaged 25.0 minutes a game overall and in ACC games ... Tech's leader in blocked shots (20) and compiled a good assist/turnover ratio (40:40) for a post player
• Scored in double digits nine times altogether, including 12 points (6-6 FG) with six rebounds vs. Charleston Southern, playing the final 16:58 with four fouls
• Started Tech's first two games in the post in 2020-21, with highs of six points and four rebounds against Mercer, but played limited minutes thereafter as Tech went to a smaller lineup with ACC Player of the Year Moses Wright at the "5" position

13 • Miles Kelly • G • 6-6 • 175 • So.

• Shooting guard who also plays some point ... No. 2 scorer for the Jackets (11.2 ppg), havign traded the team lead with Deebo Coleman
• Came off the bench in Tech's first five games before getting his first start against North Alabama ... Averages 26.8 minutes per game
• Reached double figures in four of Tech's six games, missing against Utah (9) and Marquette (8)
• Has hit just 2-of-17 three-pointers in his last four games after making 4-of-6 in the first two games
• Scored 15 and knocked down the winning basket with 4.1 seconds left in win at Georgia State
• Has connected on 26-of-63 three-pointers (41.3 percent) over his last 18 games, beginning with Clayton State last Jan. 23 ... Was 5-for-30 on threes for the season before that ... Has hit three triples in a game five times
• Played in all but two games as a freshman (at Duke, Florida State) as a freshman ... Averaged 14.5 minutes per game (14.0 vs. ACC)
• Played more than 30 minutes in each of Tech's final two games against Boston College and Louisville, making his first career start against the Cardinals in the ACC Tournament ... Scored 16 and 19 points, respectively, in those two games, hitting 11-of-17 from the floor and 6-of-9 from three-point range combined
• Saw his playing time increase late in the season, averaging nearly 24 minutes over Tech's final six games ... Averaged 9.8 points and 2.5 rebounds over that stretch, did not turn the ball over, and hit 46.1 percent of his field goal tries (13-of-25 on threes)
• Atlanta-area native who spent his senior year of high school at Hargrave Military Academy in Virginia, after prepping at Parkview High School in Lilburn ... Consensus four-star No. 87 in the 247Sports composite rankings

BIO UPDATES (see game-by-game stats and career highs in stat pack)

10 • Cyril Martynov • C/F • 7-0 • 229 • Fr.

• Name pronounced "KEER-ul MAR-tin-off"
• Highly-sought developmental big from Canada who committed to Georgia Tech in early August after reclassifying to the 2022 class ... Played briefly against Clayton State and North Alabama
• Enrolled for the fall semester as a freshman
• Chose the Yellow Jackets over Missouri, Northwestern and Wisconsin
• Rated a three-star prospect by On3 and 247Sports
• Attended The Lawrenceville (N.J.) School in Lawrenceville, N.J., in 2021-22 … Prior to that, attended and played basketball at Innisdale Secondary School for three years, and graduated from that school
• Member of the UPlay Canada team on the Nike EYBL circuit in the spring and summer of 2022, averaging 14.0 points and 9.4 rebounds over the length of the schedule
• Scored in double figures across five games, with a personal tournament-high of 27 against Vegas Elite, and averaged 17.2 points and 10.4 rebounds on the final weekend in Kansas City
• Invited to play with the Canadian Junior National Team and is part of the Canadian Junior National program

11 • Tristan Maxwell • G • 6-3 • 205 • Jr.

• High-scoring and record-setting guard who was named the North Carolina state player of the year by the Charlotte Observer and MaxPreps following his senior year
• Has played in 11 games at Tech, including the first five this season off the bench, averaging 13.4 minutes (DNP/INJ vs. North Alabama)
• Just 6-for-29 from the floor so far (1-for-10 on threes), but has not turned the ball over
• Scored a season-high nine points against Utah (4-of-7 FG)
• Breakout game at Boston College last Jan. 12 with 22 points after scoring just nine in three games previously in his career ... Hit seven three-point baskets in 11 attempts (was 0-for-3 in his previous three games)
• Scored 10 total points in his other four games (3-21 FG)
• Did not play in first 10 games last season due to a combination of dental problems and a bout with the flu ... Saw first action against Georgia State (4:23) and hit his first career field goal ... Played 13 minutes vs. Notre Dame with four points ... Did not play after 1/19 vs. Wake Forest due to thumb injury and some family matters
• A consensus three-star rating with a ranking as high as No. 198 nationally, and No. 37 at his position
• Son of Vernon Maxwell, a former University of Florida All-American and longtime NBA veteran and champion with the Houston Rockets
• The first Charlotte, N.C., area prospect to sign with Georgia Tech since Anthony Morrow in 2005
• All-time leading scorer at North Mecklenberg High School (finished with 2,253 points, 20th-most all-time in the state) and set the school mark for three-point field goals (finished with 331) by the end of his junior year

23 • Jordan Meka • C/F • 6-8 • 219 • Jr.

• Last name pronounced "MECK-uh"
• No. 3 post player who has played only briefly at the end of the first half at Georgia State (groin injury)
• Played in 15 games last season, 10 ACC games, most of those minutes when Rodney Howard was sidelined due to injury or in foul trouble ... Active on the boards and on defense but is limited offensively
• Made a difference with his activity in Tech's win over Clemson, grabbing five rebounds and taking three steals in a season-high 27:17
• Started against Louisville, Duke and Notre Dame in place of injured Rodney Howard ... Scored four points with 17 rebounds and six blocks in those three games ... Made fourth start at Virginia
• Played in just one game before undergoing back surgery as a freshman
• Multiple all-state and all-Atlanta Metro performer at Mount Bethel Christian Academy, with a 7-foot-1 wingspan
• Ranked as high as No. 129 nationally and No. 26 at his position by 247Sports (power forward)
• High-level student academically, originally from Yaoundé, Cameroon, moved to the United States in 2016
• Set career school records for points with 1,670 (surpassing current Tech teammate Coleman Boyd), rebounds (920) and blocked shots (>400)

14 • Jalon Moore • F • 6-7 • 209 • So.

• First name prnounced "JAY-lun"
• Played double-digit minutes off the bench in all six games ... Played off the bench in the first five, earned a start against North Alabama and played a team-high and season-high 31:55 (13 pts, 6-11 FG, 8 reb)
• Tech's third-leading rebounder (5.7 rpg) and No. 2 shot-blocker (7) ... Has hit 44.7 percent of his shots from the floor
• Nearly notched his first double-double against Clayton State (11 points, 9 rebounds) ... Scored just four points in two games at the Fort Myers Tip-Off
• Played short minutes in 13 games last season (nine ACC games), but saw his playing time increase in Tech's games against Syracuse, Virginia Tech and Notre Dame (averaged 16 minutes) ... Started and played 13 minutes in Tech's ACC Tournament game against Louisville
• Reached the scoring column in each of the last six games in which he played, hitting 6-of-17 shots from the floor with a couple of three-point field goals
• Played in just four games and scored a total of 14 minutes before logging a 13-minute stint against Clayton State, when he scored 13 points (5-6 FG) with six rebounds
• Slashing type scorer who can get to the rim and is comfortable in transition ... Long and athletic player who can guard multiple positions
• Consensus three-star prospect, from Gardendale (Ala.) High School, where he earned all-state honors as a junior in 2019-20
• Ranked No. 120 overall in the 247 composite rankings in the class of 2021 (No. 27 among small forwards), and No. 146 by Rivals (35th at his position)

5 • Deivon Smith • G • 6-1 • 176 • Jr.

• First name pronounced "DAY-von"
• Former four-star high school prospect from Georgia who played his freshman year at Mississippi State and transferred to Georgia Tech
• Started all six games thus far, averaging 26 minutes and leading the team in assists 3.2 per game) and steals (2.0 per game) with just nine turnovers
• No. 2 rebounder on the team (6.0 per game), has blocked five shots
• Scored in double figures in four games, with a season-high of 16 against North Alabama and a team-high 15 against Utah in the Fort Myers Tip-Off
• Came up one rebound shy of a double-double against NIU (11 points, 9 rebounds) while matching his Tech high in assists (6)
• Played in 24 games and started five times last season, averaging 19.7 minutes (17.2 in ACC games) ... Missed the Georgia Southern game with flu symptoms and did not play at Duke (coach's decision) ... Did not play in Tech's last six games (concussion protocol from fall in Pitt game)
• Played his most complete game in Tech's win over Clemson, matching his season high of 16 points while taking eight rebounds and dishing a season-best six assists, making several key plays down the stretch to keep the Tigers at bay
• Scored 16 points at North Carolina (7-11 FG, three assists, no turnovers in 24:13
• Scored 5.7 points with 2.0 assists per game (48:42 assist/turnover ratio) for the season ... Three or more assists in nine games
• Explosive playmaker with dynamic court vision who excels in transition and is an exceptional finisher with both hands at the rim ... Excellent rebounder for his position
• Started eight games as a freshman at Mississippi State ... Averaged 5.2 points, 3.6 rebounds and 2.9 assists across 33 games ... Better in SEC games, averaging 5.6 points, 3.6 rebounds and 3.0 assists in helping MSU go 8-10 in conference
• Was invited to participate in the USA Basketball U19 Team Trials for the FIBA World Cup for Men, made the initial cut to 17 players, but did not make the final 12-man roster

BIO UPDATES (see game-by-game stats and career highs in stat pack)

1 • Kyle Sturdivant • G • 6-3 • 196 • Sr.

• In his third season at Tech after transferring from Southern California
• Started Tech's first five games this season (21.1 minutes per game), came off the bench vs. North Alabama ... No. 2 on the team in assists (2.3 per game) and steals (1.2 per game)
• Has shot 40.5 percent from the floor and is 5-of-12 on threes (41.7 pct.)
• Scored season-high 10 points each against Clayton State and Marquette
• Started 28 games in 2021-22, including the last 20 beginning Jan. 4 at Duke
• Averaged 32.6 minutes in the six games that Deivon Smith was sidelined at the end of the season, including a career-high 38:17 against BC ... Averaged 8.7 points, 2.3 assists, 3.0 rebounds over across those six games (37.7 pct. FG, 6-of-22 on threes)
• Averaged 25.2 minutes overall, 7.6 points (third on Tech's team) and 2.3 assists for the season ... Team-best 73:38 assist/turnover ratio
• Scored in double digits seven times in ACC games, averaging 8.0 points (40.4 pct. FG, 34.0 pct. 3pt), 2.3 assists and a 47:21 assist/turnover ratio against the conference
• Last 12 games of the season: 8.3 points, 2.6 assists, 3.1 rebounds per game, 31:13 assist/turnover ratio
• Played in every game off the bench for Tech in 2020-21, averaging 3.5 points while posting a solid 27:17 assist/turnover ratio ... Hit for a season-high 15 points (5-6 FG, 4-4 FT) with three assists against Kentucky
• Key factor off the bench in the ACC Tournament ... Scored five points each against Miami and FSU ... Hit a pair of field goals, including a three, against the Hurricanes, and went 5-for-6 from the foul line in the closing minutes against FSU ... Did not turn the ball over in either game in 28 total minutes
• Made the All-ACC Academic Team in 2020-21

0 • Lance Terry • G • 6-2 • 200 • Sr.

• Atlanta-area high school product who played three seasons at Gardner-Webb University, then transferred to Georgia Tech and enrolled for the summer term
• Has the most career points (638) of any player on the Tech roster
• Started Tech's first five games this season, averaging 26.8 minutes, came off the bench against North Alabama
• Hit 42.1 percent of his threes (8-of-19) and has just three turnovers in 158 minutes
• Led Tech with 16 points (4-of-8 3-point FG) against Clayton State in his Yellow Jacket debut ... Scored 12 off the bench against North Akabama (4-of-6 FG, 2-of-4 on 3s)
• Honorable mention All-Big South conference choice who has two years of eligibility remaining
• No. 2 for the Runnin' Bulldogs in scoring in 2021-22 and helped his team to 11 Big South wins, a program high as a member of that conference
• Showed ability to be a high-scorer against top-level competition, reaching double figures against power-conference foes four times
• Averaged 14.3 points per game, and also averaged 3.4 rebounds, 1.2 assists and 1.0 steals per game in 2021-22
• His 45.9-percent shooting overall ranked seventh-highest in the league for the regular season, while his 35.0-percent hit rate from beyond the arc was fifth-best
• Started all 31 games and averaged 31.4 minutes
• Posted double figures in 14 of 16 league games and eclipsed 20 points three times on the season while finishing as GWU's leading scoring in seven contests

30 • Coleman Boyd • G • 6-1 • 178 • sr.

• Non-scholarship guard who enrolled at Tech for the summer term in 2019 ... Played in nine games in his career, two this season
• Played in four games as a freshman, scoring five points with two assists and a steal ... Drove for a layup against Hawaii for his first collegiate points, and hit a three-pointer against Morehouse
• All-state point guard from Georgia private school powerhouse Mt. Bethel Christian Academy
• Four-year letterwinner and captain at Mt. Bethel, which won state Georgia Independent Christian Athletic Association (GICAA) championships in 2017 and 2019, and reached the final four in 2016 and 2019 … Team went 97-26 in his four years
• Earned all-region and honorable mention all-state honors in 2019 by the Georgia High School Association
• Played at Mt. Bethel for his father, Cal, a longtime successful high school coach in the Atlanta area and a standout basketball player at Wake Forest following a legendary high school career at Campbell High School in Smyrna

33 • Brayden Daniels • G • 6-4 • 188 • So.

• Non-scholarship guard who joined the Yellow Jackets' program for the fall 2021 semester ... Played in two games this season
• Son of former Georgia Tech football player Condrad Daniels (1995-99)
• Nephew of former Georgia Tech Hall of Fame track star Lynn Houston Moore (1994-98) and former Tech basketball star Clarence Moore (1999-2004)
• Also nephew to former Tennessee and NBA basketball star Allan Houston
• Attended and lettered four years in basketball the Christian Academy of Louisville (Ky.)
• Named to the All-Seventh Region team in Kentucky by the Louisville Courier-Journal as a senior
• Scored over 1,000 points in his high school career

43 • Jermontae Hill • G • 6-6 • 206 • r-Fr.

• First name pronounced "jer-MON-tay"
• Non-scholarship player who red-shirted in 2021-22 and has played in two games this season
• Skilled big guard who turned down scholarship offers from Boston College and St. John's to walk-on at Georgia Tech (also East Carolina, Florida, Florida State and Kansas State according to 247Sports)g
• Ranked as high as the No. 22 player in the state of Georgia according to 247Sports and the No. 67 small forward in the nation … Ranked among 247's top 100 at one time
• Playmaking wing who can defend various positions and bring toughness to the perimeter
• Prepped following high school at DME Sports Academy in Daytona, Fla.
• Before that, he attended Tucker High School, where he earned first-team all-state honors in Class AAAAAA by the Atlanta Journal-Constitution as a senior in 2020, second-team all-state choice by Hoopseen
• Also named player of the year in the Class AAAAAA South by the Georgia Athletic Coaches Association.

35 • Emmer Nichols • F • 6-6 • 219 • Fr.

• Non-scholarship player who joined the Tech program for the fall, 2022 semester
• Versatile player and left-handed shooter who is skilled in all facets of the game
• No. 42-ranked player in the state of California according to Max Preps
• Played four years at Sacred Heart Preparatory School, serving two years as team captain
• Helped Sacred Heart to a pair of league championships, including a Central Coast Section title in 2021
• As a senior, led SHP to a 25-5 record overall as a senior and 14-0 mark in its league
• Earned second-team Central Coast Section WBAL all-league, first-team all-league in 2020 and 2022 (MVP and defensive player of the year in 2022)

2022-23 SEASON STATISTICS AND RESULTS

Game Records

Record	Overall	Home	Away	Neutral
ALL GAMES	4-2	3-0	1-0	0-2
CONFERENCE	0-0	0-0	0-0	0-0
NON-CONFERENCE	4-2	3-0	1-0	0-2

Score by Periods

Team	1st	2nd	OT	TOT
Georgia Tech	201	223	0	424
Opponents	181	202	0	383

Team Box Score

No.	Player				Total		3-Point		F-Throw		Rebounds											
		GP-GS	MIN	AVG	FG-FGA	FG%	3FG-3FGA	3FG%	FT-FTA	FT%	OFF	DEF	TOT	AVG	PF	DQ	A	TO	BLK	STL	PTS	AVG
3	COLEMAN, Dallan	6-6	177:57	29.7	19-45	.422	11-29	.379	19-25	.760	5	15	20	3.3	8	0	3	7	2	3	68	11.3
13	KELLY, Miles	6-1	161:05	26.8	26-67	.388	6-25	.240	9-12	.750	2	17	19	3.2	11	0	6	8	0	5	67	11.2
5	SMITH, Deivon	6-6	155:51	26.0	28-63	.444	1-7	.143	8-16	.500	10	26	36	6.0	10	0	19	9	5	12	65	10.8
4	FRANKLIN, Ja'von	6-2	149:39	24.9	21-36	.583	0-1	.000	14-17	.824	19	25	44	7.3	15	0	12	3	16	5	56	9.3
1	STURDIVANT, Kyle	6-5	123:40	20.6	15-37	.405	5-12	.417	8-15	.533	1	9	10	1.7	8	0	14	12	1	7	43	7.2
14	MOORE, Jalon	6-1	111:35	18.6	17-38	.447	0-6	.000	7-13	.538	10	24	34	5.7	13	0	1	9	7	4	41	6.8
0	TERRY, Lance	6-5	158:17	26.4	14-37	.378	8-19	.421	4-4	1.000	1	14	15	2.5	10	0	6	3	0	5	40	6.7
24	HOWARD, Rodney	6-4	77:48	13.0	10-20	.500	0-0	.000	1-2	.500	13	9	22	3.7	10	0	8	9	2	4	21	3.5
11	MAXWELL, Tristan	5-0	66:59	13.4	6-29	.207	1-10	.100	4-4	1.000	2	5	7	1.4	7	0	4	0	0	2	17	3.4
10	MARTYNOV, Cyril	2-0	04:14	2.1	1-1	1.000	0-0	.000	1-2	.500	1	1	2	1.0	0	0	0	2	0	0	3	1.5
12	PAULS BAGATSKIS, Freds	3-0	07:17	2.4	1-1	1.000	1-1	1.000	0-0	.000	0	0	0	0.0	0	0	0	0	0	0	3	1.0
30	BOYD, Coleman	2-0	01:31	0.8	0-2	.000	0-1	.000	0-0	.000	0	0	0	0.0	0	0	0	1	0	0	0	0.0
33	DANIELS, Brayden	2-0	01:31	0.8	0-0	.000	0-0	.000	0-0	.000	1	0	1	0.5	0	0	0	0	0	0	0	0.0
23	MEKA, Jordan	1-0	00:25	0.4	0-0	.000	0-0	.000	0-0	.000	0	0	0	0.0	0	0	0	0	0	0	0	0.0
43	HILL, Jermontae	2-0	02:11	1.1	0-0	.000	0-0	.000	0-0	.000	0	0	0	0.0	0	0	0	0	0	0	0	0.0
Team											12	12	24					4				
Total		**6**	**1200**		**158-376**	**.420**	**33-111**	**.297**	**75-110**	**.682**	**77**	**157**	**234**	**39.0**	**92**	**0**	**73**	**67**	**33**	**47**	**424**	**70.7**
Opponents		**6**	**1200**		**144-369**	**.390**	**29-117**	**.248**	**66-107**	**.617**	**87**	**146**	**233**	**38.8**	**106**	**2**	**72**	**88**	**18**	**35**	**383**	**63.8**

Team Statistics

	GATECH	OPP
Scoring	**424**	**383**
Points per game	70.7	63.8
Scoring margin	+6.8	-
Field goals-att	**158-376**	**144-369**
Field goal pct	.420	.390
3 point fg-att	**33-111**	**29-117**
3-point FG pct	.297	.248
3-pt FG made per game	5.5	4.8
Free throws-att	**75-110**	**66-107**
Free throw pct	.682	.617
F-Throws made per game	12.5	11.0
Rebounds	**234**	**233**
Rebounds per game	39.0	38.8
Rebounding margin	+0.2	-
Assists	**73**	**72**
Assists per game	12.2	12.0
Turnovers	**67**	**88**
Turnovers per game	11.2	14.7
Turnover margin	+3.5	-
Assist/turnover ratio	1.1	0.8
Steals	**47**	**35**
Steals per game	7.8	5.8
Blocks	**33**	**18**
Blocks per game	5.5	3.0
Winning streak	**1**	**-**
Home win streak	3	-
Attendance	**9720**	**4083**
Home games-Avg/Game	3-3240	1-4083
Neutral site-Avg/Game	-	2-1440

Team Results

Date	Opponent		Score	Att.
11/07/2022	Clayton St.	W	93-63	3072
11/12/2022	at Georgia St.	W	59-57	4083
11/17/2022	NIU	W	68-50	3269
11/21/2022	vs Utah	L	64-68	1188
11/23/2022	vs Marquette	L	60-84	1691
11/26/2022	North Ala.	W	80-61	3379

2022-23 BOX SCORES

Official Basketball Box Score - Final
Clayton St. at Georgia Tech
11/07/22 McCamish Pavilion, Atlanta
2022-23 Men's Basketball

Game Time: 7:30 PM
Game Duration: 1:58
Attendance: 3,072

Officials: Mark Schnur, Kellen Milner, Ben Stirt

Clayton St. - 63 Record: 0-0

NO.	Name		Min	FG M-A	3P M-A	FT M-A	Rebounds OR	DR	TOT	Fouls PF	FD	TP	AS	TO	ST	Blocks BS	BA	+/-
3	Brian Coffey II	G	33:14	8-19	1-6	0-0	0	1	1	3	5	17	3	5	1	0	1	-17
5	Bryce Weinmunson	G	25:02	1-5	0-2	1-2	1	1	2	3	1	3	1	1	0	0	1	-28
11	Travis Harper II	G	24:56	3-8	0-3	1-2	4	0	4	3	1	7	3	2	2	0	1	-19
25	Baqi Lecky	G	23:49	3-8	0-1	0-0	1	3	4	3	0	6	0	0	1	0	1	-27
44	Ricardo Saams Jr.	G	35:27	5-13	0-1	2-2	4	4	8	2	2	12	3	2	1	2	2	-33
2	Kobie Johnson		15:57	1-3	1-2	1-2	1	3	4	2	0	4	1	1	0	0	0	-6
23	Wes Williams		27:36	2-5	2-5	0-0	1	1	2	2	1	6	1	0	0	0	0	-18
24	Christian Chambers		13:59	3-9	0-2	2-3	2	1	3	0	5	8	1	1	1	0	0	-2
Team							0	4	4			0		1				
Totals				26-70	4-22	7-11	14	18	32	18	15	63	13	13	6	2	6	-30

Technical Fouls::NONE

Shooting By Period		
1st FG%	14-35	40.0%
3PT%	3-10	30.0%
FT%	3-5	60%
2nd FG%	12-35	34.3%
3PT%	1-12	8.3%
FT%	4-6	66.7%
GM FG%	26-70	37.1%
3PT%	4-22	18.2%
FT%	7-11	63.6%

Dead Ball Rebounds: 3, 2

Georgia Tech - 93 Record: 1-0

NO.	Name		Min	FG M-A	3P M-A	FT M-A	Rebounds OR	DR	TOT	Fouls PF	FD	TP	AS	TO	ST	Blocks BS	BA	+/-
24	Rodney Howard	C	19:31	7-13	0-0	1-2	10	3	13	2	1	15	3	3	2	1	1	23
0	Lance Terry	G	23:54	5-10	4-8	2-2	0	0	0	1	2	16	1	0	1	0	0	29
1	Kyle Sturdivant	G	26:05	2-6	0-0	6-8	1	1	2	2	4	10	5	2	2	0	0	31
3	Dallan Coleman	G	27:31	4-6	1-2	0-0	0	4	4	0	2	9	1	1	1	1	0	28
5	Deivon Smith	G	24:52	5-12	0-0	0-0	0	7	7	1	1	10	1	2	2	0	0	6
4	Ja'von Franklin		18:30	3-5	0-1	1-1	1	4	5	1	1	7	2	0	0	2	0	12
13	Miles Kelly		20:02	4-7	2-3	0-2	0	3	3	4	2	10	2	0	0	0	1	18
11	Tristan Maxwell		16:21	1-6	0-3	2-2	0	1	1	2	1	4	2	0	0	0	0	10
14	Jalon Moore		17:19	4-6	0-2	3-5	3	6	9	2	3	11	0	2	0	2	0	9
10	Cyril Martynov		01:59	0-0	0-0	1-2	1	0	1	0	1	1	0	1	0	0	0	-5
12	Freds Pauls Bagatskis		01:59	0-0	0-0	0-0	0	0	0	0	0	0	0	0	0	0	0	-5
30	Coleman Boyd		00:39	0-2	0-1	0-0	0	0	0	0	0	0	0	0	0	0	0	-2
33	Brayden Daniels		00:39	0-0	0-0	0-0	1	0	1	0	0	0	0	0	0	0	0	-2
43	Jermontae Hill		00:39	0-0	0-0	0-0	0	0	0	0	0	0	0	0	0	0	0	-2
Team							4	2	6			0		0				
Totals				35-73	7-20	16-24	21	31	52	15	18	93	17	11	8	6	2	30

Technical Fouls::NONE

Shooting By Period		
1st FG%	14-39	35.9%
3PT%	2-9	22.2%
FT%	4-7	57.1%
2nd FG%	21-34	61.8%
3PT%	5-11	45.5%
FT%	12-17	70.6%
GM FG%	35-73	47.9%
3PT%	7-20	35.0%
FT%	16-24	66.7%

Dead Ball Rebounds: 5, 0

	CST	GaTech
Biggest lead	2 (1st 0:53)	37 (2nd 2:29)
Best Scoring Run	6(1st 14:40)	13(2nd 2:29)
Lead Changes	2	
Times Tied	3	
Time with Lead	01:22	34:37

Points from	CST	GaTech
Turnovers	14	16
Paint	34	52
Second Chance	13	15
Fast Breaks	10	25
Bench	18	33

Period by Period Scoring	1st	2nd	TOT
CST	34	29	63
GaTech	34	59	93

Official Basketball Box Score - Final
Georgia Tech at Georgia St.
11/12/22 GSU Convocation Center, Atlanta
2022-23 Men's Basketball

Game Time: 7:00 PM
Game Duration: 2:16
Attendance: 4,083

Officials: Pat Adams, Bart Lenox, Jemel Spearman

Georgia Tech - 59 Record: 2-0

NO.	Name		Min	FG M-A	3P M-A	FT M-A	Rebounds OR	DR	TOT	Fouls PF	FD	TP	AS	TO	ST	Blocks BS	BA	+/-
24	Rodney Howard	C	24:04	0-1	0-0	0-0	0	3	3	4	0	0	3	5	1	0	0	8
0	Lance Terry	G	30:22	2-4	0-0	0-0	0	5	5	1	2	4	1	2	0	0	1	1
1	Kyle Sturdivant	G	17:38	2-5	0-0	1-4	0	3	3	1	3	5	0	2	1	0	0	-16
3	Dallan Coleman	G	36:59	3-7	1-2	9-13	2	3	5	1	9	16	1	0	0	0	0	10
5	Deivon Smith	G	22:40	3-7	0-1	1-1	1	3	4	2	3	7	2	1	3	0	0	3
4	Ja'von Franklin		11:27	1-4	0-0	1-2	1	1	2	3	1	3	0	1	0	2	0	-6
13	Miles Kelly		29:03	6-13	2-3	1-1	0	1	1	1	1	15	0	1	0	0	0	7
14	Jalon Moore		18:36	2-4	0-0	3-4	2	5	7	4	5	7	0	1	2	1	1	3
11	Tristan Maxwell		08:46	0-3	0-2	2-2	1	1	2	1	2	2	0	0	0	0	0	2
23	Jordan Meka		00:25	0-0	0-0	0-0	0	0	0	0	0	0	0	0	0	0	0	-2
Team							0	1	1			0		0				
Totals				19-48	3-8	18-27	7	26	33	18	26	59	7	13	7	3	2	2

Technical Fouls::NONE

Shooting By Period		
1st FG%	8-23	34.8%
3PT%	1-6	16.7%
FT%	8-12	66.7%
2nd FG%	11-25	44.0%
3PT%	2-2	100.0%
FT%	10-15	66.7%
GM FG%	19-48	39.6%
3PT%	3-8	37.5%
FT%	18-27	66.7%

Dead Ball Rebounds: 6, 2

Georgia St. - 57 Record: 1-1

NO.	Name		Min	FG M-A	3P M-A	FT M-A	Rebounds OR	DR	TOT	Fouls PF	FD	TP	AS	TO	ST	Blocks BS	BA	+/-
4	Edward Nnamoko	C	19:46	0-2	0-0	2-3	1	3	4	4	3	2	0	3	0	0	0	-7
0	Evan Johnson	G	32:35	1-8	1-5	2-5	0	2	2	2	5	3	1	3	0	0	0	-4
1	Dwon Odom	G	39:17	5-16	0-0	0-0	2	4	6	2	0	10	5	4	1	1	0	-5
2	Jamaine Mann	G	26:37	4-11	1-6	4-5	1	2	3	3	3	13	2	1	2	0	2	4
5	Brenden Tucker	G	16:50	1-4	0-0	1-1	0	2	2	4	1	3	1	0	0	0	0	5
15	Ja'Heim Hudson		32:22	10-13	0-2	3-5	6	5	11	4	6	23	0	4	0	1	1	1
20	Danny Stubbs		08:44	0-2	0-1	0-0	0	0	0	3	1	0	0	1	0	0	0	-1
30	Kaleb Scott		07:56	0-0	0-0	0-0	1	0	1	2	0	0	0	0	0	0	0	2
21	Kalik Brooks		15:53	0-1	0-0	1-2	1	1	2	2	2	1	0	0	2	0	0	-5
Team							2	3	5			0		1				
Totals				21-57	2-14	13-21	14	22	36	26	18	57	11	15	8	2	3	-2

Technical Fouls::NONE

Shooting By Period		
1st FG%	8-26	30.8%
3PT%	1-8	12.5%
FT%	9-12	75%
2nd FG%	13-31	41.9%
3PT%	1-6	16.7%
FT%	4-9	44.4%
GM FG%	21-57	36.8%
3PT%	2-14	14.3%
FT%	13-21	61.9%

Dead Ball Rebounds: 2, 3

	GT	GSU
Biggest lead	8 (2nd 2:50)	9 (1st 11:07)
Best Scoring Run	11(2nd 2:50)	13(1st 11:07)
Lead Changes	8	
Times Tied	8	
Time with Lead	13:29	21:05

Points from	GT	GSU
Turnovers	16	6
Paint	22	38
Second Chance	9	13
Fast Breaks	8	4
Bench	27	24

Period by Period Scoring	1st	2nd	TOT
GT	25	34	59
GSU	26	31	57

Official Basketball Box Score - Final
NIU at Georgia Tech
11/17/22 McCamish Pavilion, Atlanta
2022-23 Men's Basketball

Game Time: 8:00 PM
Game Duration: 1:57
Attendance: 3,269

Officials: Lee Cassell, Tommy Morrissey, Jeb Hartness

NIU - 50 Record: 1-3

NO.	Name		Min	FG M-A	3P M-A	FT M-A	Rebounds OR	DR	TOT	Fouls PF	FD	TP	AS	TO	ST	Blocks BS	BA	+/-
4	Oluwasegun Durosinmi	F	18:16	1-4	0-0	1-2	1	2	3	3	3	3	0	0	1	1	2	-1
50	Anthony Crump	F	26:21	1-2	0-0	0-5	3	4	7	3	4	2	3	2	1	0	0	-10
0	Keshawn Williams	G	35:37	4-14	1-6	0-0	1	2	3	2	0	9	2	1	1	0	1	-18
2	Zarique Nutter	G	36:28	6-16	1-4	5-9	5	10	15	1	6	18	1	4	0	0	2	-14
11	David Coit	G	34:05	4-16	2-10	0-1	2	2	4	2	1	10	3	5	2	0	0	-14
3	Kaleb Thornton		05:13	1-2	1-1	0-0	0	1	1	0	0	3	0	0	0	0	1	2
5	Xavier Amos		19:48	1-5	0-2	3-4	4	4	8	1	2	5	2	0	0	2	2	-14
23	Harvin Ibarguen		07:25	0-1	0-0	0-0	0	1	1	1	0	0	0	1	0	0	0	-3
10	Zion Russell		11:04	0-6	0-1	0-0	0	0	0	3	0	0	0	0	0	0	2	-14
24	Darweshi Hunter		04:43	0-1	0-0	0-0	0	1	1	0	0	0	0	0	0	0	0	-7
1	Taku Youngblood		01:00	0-0	0-0	0-0	0	0	0	0	0	0	0	1	0	0	0	3
Team							4	0	4			0		0				
Totals				18-67	5-24	9-21	20	27	47	16	16	50	11	14	5	3	10	-18

Technical Fouls: NONE

Shooting By Period		
1st FG%	7-35	20.0%
3PT%	2-13	15.4%
FT%	4-11	36.4%
2nd FG%	11-32	34.4%
3PT%	3-11	27.3%
FT%	5-10	50%
GM FG%	18-67	26.9%
3PT%	5-24	20.8%
FT%	9-21	42.9%

Dead Ball Rebounds: 6, 0

Georgia Tech - 68 Record: 3-0

NO.	Name		Min	FG M-A	3P M-A	FT M-A	Rebounds OR	DR	TOT	Fouls PF	FD	TP	AS	TO	ST	Blocks BS	BA	+/-
24	Rodney Howard	C	08:51	1-2	0-0	0-0	0	0	0	3	0	2	0	0	1	0	1	-3
0	Lance Terry	G	26:52	1-5	0-1	0-0	0	4	4	1	2	2	1	0	2	0	1	8
1	Kyle Sturdivant	G	20:41	2-6	1-1	1-2	0	2	2	1	1	6	4	3	1	0	0	8
3	Dallan Coleman	G	29:00	4-8	3-6	1-2	1	5	6	2	1	12	1	1	0	0	1	-1
5	Deivon Smith	G	25:04	4-10	0-1	3-5	2	7	9	0	4	11	6	1	1	3	0	7
4	Ja'von Franklin		30:09	6-9	0-0	2-2	5	6	11	4	7	14	2	0	0	5	0	24
13	Miles Kelly		30:18	5-15	1-7	2-2	0	2	2	2	1	13	0	1	1	0	0	14
11	Tristan Maxwell		11:40	1-6	0-2	0-0	0	2	2	1	0	2	0	0	1	0	0	14
14	Jalon Moore		17:25	3-8	0-0	0-0	2	4	6	2	0	6	0	3	0	2	0	19
Team							3	3	6			0		2				
Totals				27-69	5-18	9-13	13	35	48	16	16	68	14	11	7	10	3	18

Technical Fouls: NONE

Shooting By Period		
1st FG%	19-41	46.3%
3PT%	4-12	33.3%
FT%	1-2	50%
2nd FG%	8-28	28.6%
3PT%	1-6	16.7%
FT%	8-11	72.7%
GM FG%	27-69	39.1%
3PT%	5-18	27.8%
FT%	9-13	69.2%

Dead Ball Rebounds: 6, 0

	NIU	GaTech
Biggest lead	0 (1st 20:00)	26 (1st 1:00)
Best Scoring Run	10 (2nd 17:16)	15 (1st 6:58)
Lead Changes	0	
Times Tied	0	
Time with Lead	00:00	38:50

Points from	NIU	GaTech
Turnovers	10	16
Paint	24	42
Second Chance	6	17
Fast Breaks	14	17
Bench	8	35

Period by Period Scoring	1st	2nd	TOT
NIU	20	30	50
GaTech	43	25	68

Official Basketball Box Score - Final
Utah at Georgia Tech
11/21/22 Suncoast Credit Union Arena, Fort Myers, Fla.
2022-23 Men's Basketball

Game Time: 6:00 PM
Game Duration: 2:07
Attendance: 1,188

Officials: Shawn Lehigh, Patrick Evans, Mark Schnur

Utah - 68 Record: 4-1

NO.	Name		Min	FG M-A	3P M-A	FT M-A	Rebounds OR	DR	TOT	Fouls PF	FD	TP	AS	TO	ST	Blocks BS	BA	+/-
1	Ben Carlson	F	23:33	2-6	0-1	1-2	5	4	9	0	1	5	0	2	0	0	1	4
35	Branden Carlson	C	31:28	4-8	2-2	0-1	1	6	7	2	1	10	0	1	0	2	1	7
20	Lazar Stefanovic	G	22:31	4-5	1-2	2-2	1	3	4	3	1	11	2	3	1	0	0	10
25	Rollie Worster	G	32:45	4-13	1-4	1-2	1	3	4	5	4	10	2	3	1	1	1	7
55	Gabe Madsen	G	29:30	5-11	1-7	5-7	0	5	5	0	4	16	4	2	0	1	1	-4
0	Gavin Baxter		10:25	0-1	0-0	1-2	1	1	2	0	1	1	0	1	0	1	0	-5
10	Marco Anthony		26:37	3-6	0-0	5-5	1	3	4	2	4	11	1	3	0	0	0	4
21	Luka Tarlac		08:09	0-0	0-0	0-0	0	2	2	2	0	0	0	1	0	0	0	-1
2	Mike Saunders Jr.		06:09	0-0	0-0	0-0	0	0	0	0	1	0	0	1	0	0	0	-3
11	Wilguens Jr. Exacte		02:28	0-0	0-0	0-0	0	1	1	1	0	0	0	2	0	0	0	-2
32	Eli Ballstaedt		02:40	0-0	0-0	0-0	0	1	1	0	0	0	0	0	0	0	0	1
13	Keba Keita		03:45	2-2	0-0	0-0	1	1	2	2	0	4	0	0	0	0	0	2
Team							3	1	4			0		0				
Totals				24-52	5-16	15-21	14	31	45	17	17	68	9	19	2	5	4	4

Technical Fouls::NONE

Shooting By Period		
1st FG%	12-25	48.0%
3PT%	4-9	44.4%
FT%	8-10	80%
2nd FG%	12-27	44.4%
3PT%	1-7	14.3%
FT%	7-11	63.6%
GM FG%	24-52	46.2%
3PT%	5-16	31.3%
FT%	15-21	71.4%

Dead Ball Rebounds: 3, 0

Georgia Tech - 64 Record: 3-1

NO.	Name		Min	FG M-A	3P M-A	FT M-A	Rebounds OR	DR	TOT	Fouls PF	FD	TP	AS	TO	ST	Blocks BS	BA	+/-
24	Rodney Howard	C	05:39	0-2	0-0	0-0	1	1	2	1	0	0	0	0	0	1	0	-10
0	Lance Terry	G	26:41	0-5	0-2	0-0	0	2	2	2	1	0	0	0	1	0	0	4
1	Kyle Sturdivant	G	16:10	3-6	1-3	0-0	0	1	1	2	0	7	3	0	1	0	0	2
3	Dallan Coleman	G	34:18	3-11	2-8	3-4	1	2	3	2	4	11	0	2	2	1	1	3
5	Deivon Smith	G	31:27	6-13	0-1	3-7	5	1	6	3	5	15	4	1	2	0	0	-7
13	Miles Kelly		27:00	4-14	1-7	0-1	1	3	4	1	2	9	0	0	2	0	2	0
4	Ja'von Franklin		31:31	3-7	0-0	5-6	6	2	8	2	4	11	3	0	3	1	0	4
11	Tristan Maxwell		13:55	4-7	1-2	0-0	0	0	0	1	0	9	2	0	1	0	1	-13
14	Jalon Moore		13:19	1-4	0-0	0-2	1	1	2	3	1	2	0	1	1	1	1	-3
Team							3	4	7			0		1				
Totals				24-69	5-23	11-20	18	17	35	17	17	64	12	5	13	4	5	-4

Technical Fouls::NONE

Shooting By Period		
1st FG%	12-40	30.0%
3PT%	2-13	15.4%
FT%	2-6	33.3%
2nd FG%	12-29	41.4%
3PT%	3-10	30.0%
FT%	9-14	64.3%
GM FG%	24-69	34.8%
3PT%	5-23	21.7%
FT%	11-20	55.0%

Dead Ball Rebounds: 5, 0

	Utah	GT
Biggest lead	19 (1st 10:43)	4 (2nd 10:35)
Best Scoring Run	12(1st 14:21)	11(2nd 11:58)
Lead Changes	2	
Times Tied	4	
Time with Lead	31:31	06:10

Points from	Utah	GT
Turnovers	6	24
Paint	34	32
Second Chance	13	9
Fast Breaks	7	16
Bench	16	31

Period by Period Scoring	1st	2nd	TOT
Utah	36	32	68
GT	28	36	64

2022-23 BOX SCORES

Official Basketball Box Score - Final

Marquette at Georgia Tech

11/23/22 Suncoast Credit Union Arena, Fort Myers, Fla.
2022-23 Men's Basketball

Game Time: 6:00 PM
Game Duration: 1:58
Attendance: 1,691

Officials: Brian Dorsey, Patrick Evans, Mark Schnur

Marquette - 84 Record: 4-2

NO.	Name		Min	FG M-A	3P M-A	FT M-A	Rebounds OR	DR	TOT	Fouls PF	FD	TP	AS	TO	ST	Blocks BS	BA	+/-
12	Olivier-Maxence Prosper	F	17:27	2-5	0-1	1-3	1	0	1	5	2	5	0	1	0	0	0	23
13	Oso Ighodaro	F	30:55	4-7	0-0	2-2	0	10	10	0	3	10	1	1	0	5	0	24
1	Kam Jones	G	25:17	6-12	4-8	3-3	0	2	2	1	1	19	1	1	0	0	0	15
4	Stevie Mitchell	G	21:46	3-9	1-2	0-0	2	3	5	1	1	7	2	0	2	0	2	5
11	Tyler Kolek	G	28:19	5-9	1-3	3-4	0	5	5	0	2	14	6	2	1	0	0	25
5	Chase Ross		19:47	2-5	0-2	4-4	0	3	3	2	2	8	0	1	2	0	0	5
23	David Joplin		20:37	3-6	2-4	0-0	2	0	2	1	1	8	1	2	2	1	1	10
22	Sean Jones		23:21	3-5	1-1	4-6	1	2	3	1	3	11	1	1	0	0	2	11
21	Ben Gold		07:23	0-2	0-2	0-0	1	2	3	3	1	0	2	1	0	0	0	0
40	Keeyan Itejere		05:08	1-1	0-0	0-0	1	0	1	1	0	2	0	0	0	0	0	2
Team							2	4	6			0		1				
Totals				29-61	9-23	17-22	10	31	41	15	16	84	14	11	7	6	5	24

Technical Fouls::NONE

Shooting By Period		
1st FG%	16-32	50.0%
3PT%	4-13	30.8%
FT%	5-7	71.4%
2nd FG%	13-29	44.8%
3PT%	5-10	50.0%
FT%	12-15	80%
GM FG%	29-61	47.5%
3PT%	9-23	39.1%
FT%	17-22	77.3%

Dead Ball Rebounds: 2, 0

Georgia Tech - 60 Record: 3-2

NO.	Name		Min	FG M-A	3P M-A	FT M-A	Rebounds OR	DR	TOT	Fouls PF	FD	TP	AS	TO	ST	Blocks BS	BA	+/-
4	Ja'von Franklin	F	35:23	6-9	0-0	5-6	5	9	14	3	4	17	2	0	1	2	0	-22
0	Lance Terry	G	26:25	2-7	2-4	0-0	0	0	0	2	1	6	0	0	0	0	0	-15
1	Kyle Sturdivant	G	24:45	4-8	2-4	0-0	0	2	2	2	4	10	2	1	1	1	0	-16
3	Dallan Coleman	G	25:31	2-8	2-7	0-0	1	1	2	3	1	6	0	3	0	0	0	-17
5	Deivon Smith	G	25:52	3-9	0-1	0-0	1	5	6	4	0	6	2	3	2	1	2	-19
11	Tristan Maxwell		16:17	0-7	0-1	0-0	1	1	2	2	1	0	0	0	0	0	2	-2
13	Miles Kelly		25:06	2-10	0-3	4-4	1	2	3	0	3	8	1	3	0	0	1	-18
14	Jalon Moore		13:01	1-5	0-2	0-0	0	2	2	1	0	2	0	1	0	1	1	-12
24	Rodney Howard		04:37	1-1	0-0	0-0	1	1	2	0	1	2	0	1	0	0	0	-2
12	Freds Pauls Bagatskis		03:03	1-1	1-1	0-0	0	0	0	0	0	3	0	0	0	0	0	3
Team							2	2	4			0		1				
Totals				22-65	7-23	9-10	12	25	37	17	15	60	7	13	4	5	6	-24

Technical Fouls: Smith 2nd 15:53

Shooting By Period		
1st FG%	11-32	34.4%
3PT%	2-10	20.0%
FT%	4-4	100%
2nd FG%	11-33	33.3%
3PT%	5-13	38.5%
FT%	5-6	83.3%
GM FG%	22-65	33.8%
3PT%	7-23	30.4%
FT%	9-10	90.0%

Dead Ball Rebounds: 1, 0

	MAR	GT
Biggest lead	29 (2nd 1:41)	0 (1st 20:00)
Best Scoring Run	9(2nd 4:40)	6(1st 11:13)
Lead Changes	0	
Times Tied	0	
Time with Lead	38:23	00:00

Points from	MAR	GT
Turnovers	24	12
Paint	38	28
Second Chance	12	16
Fast Breaks	17	2
Bench	29	15

Period by Period Scoring	1st	2nd	TOT
MAR	41	43	84
GT	28	32	60

Official Basketball Box Score - Final

North Ala. at Georgia Tech

11/26/22 McCamish Pavilion, Atlanta
2022-23 Men's Basketball

Game Time: 4:00 PM
Game Duration: 1:56
Attendance: 3,379

Officials: Roger Ayers, Terry Oglesby, Doug Sirmons

North Ala. - 61 Record: 4-3

NO.	Name		Min	FG M-A	3P M-A	FT M-A	Rebounds OR	DR	TOT	Fouls PF	FD	TP	AS	TO	ST	Blocks BS	BA	+/-
33	Damian Forrest	F	27:09	1-6	0-0	2-4	1	3	4	3	2	4	0	1	0	0	1	-17
34	Dallas Howell	F	21:36	3-6	2-4	0-0	0	1	1	2	1	8	2	2	0	0	0	-23
0	Will Soucie	G	16:38	2-8	0-1	0-0	0	1	1	2	0	4	2	3	0	0	3	-15
2	Daniel Ortiz	G	15:06	0-3	0-2	0-0	0	2	2	0	0	0	1	2	1	0	0	-11
3	KJ Johnson	G	23:21	4-7	1-1	1-3	1	1	2	1	2	10	2	1	0	0	1	-15
1	Detalian Brown		20:18	4-8	0-4	0-0	1	0	1	0	2	8	1	2	2	0	0	-6
5	Jacari Lane		24:36	2-7	0-2	0-0	0	1	1	0	0	4	5	3	1	0	0	-6
25	Daniel Braster		21:14	5-9	1-1	0-0	3	6	9	4	0	11	0	0	1	0	0	-6
22	Eoin Nelson		07:55	0-1	0-1	0-2	0	1	1	1	1	0	0	0	0	0	0	-8
4	Bryson Dawkins		13:23	5-5	0-0	2-2	5	0	5	0	1	12	0	2	2	0	0	4
23	Deraje Agbaosi		04:56	0-0	0-0	0-0	0	1	1	1	0	0	1	0	0	0	0	6
11	Aidan Kuhl		03:48	0-2	0-2	0-0	0	0	0	0	0	0	0	0	0	0	0	2
Team							4	0	4			0		0				
Totals				26-62	4-18	5-11	15	17	32	14	9	61	14	16	7	0	5	-19

Technical Fouls: NONE

Shooting By Period		
1st FG%	11-33	33.3%
3PT%	2-9	22.2%
FT%	0-2	0%
2nd FG%	15-29	51.7%
3PT%	2-9	22.2%
FT%	5-9	55.6%
GM FG%	26-62	41.9%
3PT%	4-18	22.2%
FT%	5-11	45.5%

Dead Ball Rebounds: 3, 0

Georgia Tech - 80 Record: 4-2

NO.	Name		Min	FG M-A	3P M-A	FT M-A	Rebounds OR	DR	TOT	Fouls PF	FD	TP	AS	TO	ST	Blocks BS	BA	+/-
4	Ja'von Franklin	F	22:39	2-2	0-0	0-0	1	3	4	2	1	4	3	2	1	4	0	17
14	Jalon Moore	F	31:55	6-11	0-2	1-2	2	6	8	1	3	13	1	1	1	0	0	16
3	Dallan Coleman	G	24:38	3-5	2-4	6-6	0	0	0	0	3	14	0	0	0	0	0	10
5	Deivon Smith	G	25:56	7-12	1-3	1-3	1	3	4	0	1	16	4	1	2	1	0	13
13	Miles Kelly	G	29:36	5-8	0-2	2-2	0	6	6	3	2	12	3	3	2	0	0	23
0	Lance Terry		24:03	4-6	2-4	2-2	1	3	4	3	2	12	3	1	1	0	0	24
1	Kyle Sturdivant		18:21	2-6	1-4	0-1	0	0	0	0	1	5	0	4	1	0	0	2
24	Rodney Howard		15:06	1-1	0-0	0-0	1	1	2	0	1	2	2	0	0	0	0	6
10	Cyril Martynov		02:15	1-1	0-0	0-0	0	1	1	0	0	2	0	1	0	0	0	-4
12	Freds Pauls Bagatskis		02:15	0-0	0-0	0-0	0	0	0	0	0	0	0	0	0	0	0	-4
43	Jermontae Hill		01:32	0-0	0-0	0-0	0	0	0	0	0	0	0	0	0	0	0	-4
30	Coleman Boyd		00:52	0-0	0-0	0-0	0	0	0	0	0	0	0	1	0	0	0	-2
33	Brayden Daniels		00:52	0-0	0-0	0-0	0	0	0	0	0	0	0	0	0	0	0	-2
Team							0	0	0			0		0				
Totals				31-52	6-19	12-16	6	23	29	9	14	80	16	14	8	5	0	19

Technical Fouls: NONE

Shooting By Period		
1st FG%	18-31	58.1%
3PT%	5-14	35.7%
FT%	2-2	100%
2nd FG%	13-21	61.9%
3PT%	1-5	20.0%
FT%	10-14	71.4%
GM FG%	31-52	59.6%
3PT%	6-19	31.6%
FT%	12-16	75.0%

Dead Ball Rebounds: 2, 1

	UNA	GaTech
Biggest lead	0 (1st 20:00)	25 (2nd 15:06)
Best Scoring Run	9 (1st 14:28)	11 (1st 15:59)
Lead Changes	0	
Times Tied	0	
Time with Lead	00:00	39:11

Points from	UNA	GaTech
Turnovers	17	19
Paint	40	48
Second Chance	10	10
Fast Breaks	10	14
Bench	35	21

Period by Period Scoring	1st	2nd	TOT
UNA	24	37	61
GaTech	43	37	80

GAME NOTES

MISCELLANEOUS

Starting Lineups

Game	Opponent	Result	G	G	G	G	C/F	Lineup#	Record
N7	CLAYTON STATE	W, 93-63	Sturdivant	Smith	Terry	Coleman	Howard	1	1-0
N12	at Georgia State	W, 59-57	Sturdivant	Smith	Terry	Coleman	Howard	1	2-0
N17	NORTHERN ILLINOIS	W, 68-50	Sturdivant	Smith	Terry	Coleman	Howard	1	3-0
N21	vs. Utah#	L, 64-68	Sturdivant	Smith	Terry	Coleman	Howard	1	3-1
N23	Marquette#	L, 60-84	Sturdivant	Smith	Terry	Coleman	Franklin	2	0-1
N26	NORTH ALABAMA	W, 80-61	Kelly	Smith	Moore (F)	Coleman	Franklin	3	1-0
N29	at Iowa*								
D2	NORTHEASTERN								
D6	GEORGIA								
D10	at North Carolina								
D17	ALABAMA STATE								
D21	CLEMSON								
D31	VIRGINIA								
J4	MIAMI								
J7	at Florida State								
J10	at Notre Dame								
J14	PITTSBURGH								
J17	NC STATE								
J21	SYRACUSE								
J24	at Clemson								
J28	DUKE								
F1	at Louisville								
F4	at NC State								
F8	NOTRE DAME								
F11	at Wake Forest								
F15	VIRGINIA TECH								
F18	FLORIDA TECH								
F21	at Pittsburgh								
F25	LOUISVILLE								
F28	at Syracuse								
M4	at Boston College								
M7	ACC Tournament								

Specialty Stats (GT/Opp)

Game	Opponent	Paint	OffTO	2ndCh	FBreak	Bench
N7	CLAYTON STATE	52/34	16/14	15/13	25/10	33/18
N12	at Georgia State	22/38	16/6	9/13	8/4	27/24
N17	NORTHERN ILLINOIS	42/24	16/10	17/6	17/14	35/8
N21	vs. Utah#	32/34	24/6	9/13	15/7	31/16
N23	Marquette#	28/38	12/24	16/12	2/17	15/29
N26	NORTH ALABAMA	48/40	19/17	10/10	14/10	21/35
N29	at Iowa*					
D2	NORTHEASTERN					
D6	GEORGIA					
D10	at North Carolina					
D17	ALABAMA STATE					
D21	CLEMSON					
D31	VIRGINIA					
J4	MIAMI					
J7	at Florida State					
J10	at Notre Dame					
J14	PITTSBURGH					
J17	NC STATE					
J21	SYRACUSE					
J24	at Clemson					
J28	DUKE					
F1	at Louisville					
F4	at NC State					
F8	NOTRE DAME					
F11	at Wake Forest					
F15	VIRGINIA TECH					
F18	FLORIDA TECH					
F21	at Pittsburgh					
F25	LOUISVILLE					
F28	at Syracuse					
M4	at Boston College					
M7	ACC Tournament					

Miscellaneous

	Opponent	Uniform Color	Tip	Large Lead	Large Deficit	Ties	Lead Changes	GT Led	Opp Led	Game Tied	1st GT Subs	On the Floor at the End
N7	CLAYTON STATE	White	CST	37	2	3	2	34:37	1:22	4:01	Kelly, Franklin > Terry, Howard - 14:29-1H	Boyd, Daniels, Hill, Bagatskis, Martynov
N12	at Georgia State	Gold	GT	8	9	8	8	13:29	21:05	5:26	Franklin > Howard - 15:53-1H	Terry, Coleman, Kelly, Moore, Howard
N17	NORTHERN ILLINOIS	White	GT	26	-	-	-	38:50	-	1:10	Franklin > Howard - 16:17 1H	Sturdivant, Franklin, Maxwell, Kelly, Moore
N21	vs. Utah#	White	Utah	4	19	4	2	6:10	31;30	2:19	Kelly > Sturdivant - 16:18-1H	Terry, Coleman, Smith, Moore, Franklin
N23	Marquette#	White	Marq	-	29	-	-	-	38:21	1:37	Kelly/Maxwell/Moore > Terry/Sturdivant/Coleman - 15:16-1H	Terry, Sturdivant, Kelly, Bagatskis, Franklin
N26	NORTH ALABAMA	Gold	GT	25	-	-	-	39:11	-	0:49	Sturdivant, Terry, Howard > Smith, Kelly, Franklin - 14:25-1H	Boyd, Daniels, Hill, Bagatskis, Martynov
N29	at Iowa*											
D2	NORTHEASTERN											
D6	GEORGIA											
D10	at North Carolina											
D17	ALABAMA STATE											
D21	CLEMSON											
D31	VIRGINIA											
J4	MIAMI											
J7	at Florida State											
J10	at Notre Dame											
J14	PITTSBURGH											
J17	NC STATE											
J21	SYRACUSE											
J24	at Clemson											
J28	DUKE											
F1	at Louisville											
F4	at NC State											
F8	NOTRE DAME											
F11	at Wake Forest											
F15	VIRGINIA TECH											
F18	FLORIDA TECH											
F21	at Pittsburgh											
F25	LOUISVILLE											
F28	at Syracuse											
M4	at Boston College											
M7	ACC Tournament											

**alternate gold or white uniform*

ROSTER AT-A-GLANCE

NUMERICAL

No.	Name	Pos.	Ht.	Wt.	Cl.	Exp.	Hometown	High School/College
0	Lance Terry	G	6-2	200	Sr.	TR	College Park, Ga.	The Heritage School/Gardner-Webb
1	Kyle Sturdivant	G	6-3	196	Sr.	2VL	Norcross, Ga.	Norcross HS/Southern California
3	Dallan "Deebo" Coleman	G	6-6	218	So.	1VL	Memphis, Tenn.	West Nassau HS [Callahan, Fla.]
4	Ja'von Franklin	F	6-7	214	Sr.	TR*	Little Rock, Ark.	Parkview Magnet/Holmes CAuburn/South Alabama
5	Deivon Smith	G	6-1	176	Jr.	1VL	Loganville, Ga.	Grayson HS/Mississippi State
10	Cyril Martynov	C/F	7-0	229	Fr.	HS	Barrie, Ontario	Innisdale Secondary School/Lawrenceville [N.J.] School
11	Tristan Maxwell	G	6-3	205	Jr.	2VL	Huntersville, N.C.	North Mecklenburg HS
12	Freds Pauls Bagatskis	F	6-8	180	Fr.	HS	Riga, Latvia	Mas Camarena/Valencia [Spain] Basketball Club
13	Miles Kelly	G	6-6	175	So.	1VL	Stone Mountain, Ga.	Parkview HS/Hargrave Military Academy [Chatham, Va.]
14	Jalon Moore	F	6-7	209	So.	1VL	Birmingham, Ala.	Gardendale HS
23	Jordan Meka	C/F	6-8	219	Jr.	2VL	Yaoundé, Cameroon	Mt. Bethel Christian Academy [Marietta, Ga.]
24	Rodney Howard	C/F	6-11	256	Sr.	2VL	Ypsilanti, Mich.	Legacy Charter School [Greenville, S.C.]/Georgia
30	Coleman Boyd	G	6-1	178	Sr.	3VL	Smyrna, Ga.	Mt. Bethel Christian Academy
33	Brayden Daniels	G	6-4	188	So.	1VL	Louisville, Ky.	Christian Academy of Louisville
35	Emmer Nichols	F	6-6	219	Fr.	HS	Woodside, Calif.	Sacred Heart Preparatory School
43	Jermontae Hill	G	6-6	206	r-Fr.	HS	Atlanta, Ga.	Tucker HS/DME Academy (Daytona, Fla.)

ALPHABETICAL

No.	Name	Pos.	Ht.	Wt.	Cl.	Exp.	Hometown	High School/College
12	Freds Pauls Bagatskis	F	6-8	180	Fr.	HS	Riga, Latvia	Mas Camarena/Valencia [Spain] Basketball Club
30	Coleman Boyd	G	6-1	178	Sr.	3VL	Smyrna, Ga.	Mt. Bethel Christian Academy
3	Dallan "Deebo" Coleman	G	6-6	218	So.	1VL	Memphis, Tenn.	West Nassau HS [Callahan, Fla.]
33	Brayden Daniels	G	6-4	188	So.	1VL	Louisville, Ky.	Christian Academy of Louisville
4	Ja'von Franklin	F	6-7	214	Sr.	TR*	Little Rock, Ark.	Parkview Magnet/Holmes CC/Auburn/South Alabama
43	Jermontae Hill	G	6-6	206	r-Fr.	HS	Atlanta, Ga.	Tucker HS/DME Academy (Daytona, Fla.)
24	Rodney Howard	C/F	6-11	256	Sr.	2VL	Ypsilanti, Mich.	Legacy Charter School [Greenville, S.C.]/Georgia
13	Miles Kelly	G	6-6	175	So.	1VL	Stone Mountain, Ga.	Parkview HS/Hargrave Military Academy [Chatham, Va.]
10	Cyril Martynov	C/F	7-0	229	Fr.	HS	Barrie, Ontario	Innisdale Secondary School/Lawrenceville [N.J.] School
11	Tristan Maxwell	G	6-3	205	Jr.	2VL	Huntersville, N.C.	North Mecklenburg HS
23	Jordan Meka	C/F	6-8	219	Jr.	2VL	Yaoundé, Cameroon	Mt. Bethel Christian Academy [Marietta, Ga.]
14	Jalon Moore	F	6-7	209	So.	1VL	Birmingham, Ala.	Gardendale HS
35	Emmer Nichols	F	6-6	219	Fr.	HS	Woodside, Calif.	Sacred Heart Preparatory School
5	Deivon Smith	G	6-1	176	Jr.	1VL	Loganville, Ga.	Grayson HS/Mississippi State
1	Kyle Sturdivant	G	6-3	196	Sr.	2VL	Norcross, Ga.	Norcross HS/Southern California
0	Lance Terry	G	6-2	200	Sr.	TR	College Park, Ga.	The Heritage School/Gardner-Webb

**graduate transfer*

Head Coach: Josh Pastner (Arizona, 1997), 7th season
Associate Head Coach: Anthony Wilkins (Kent State, 2013), 5th season
Assistant Coach: Julian Swartz (Carroll College, 2005), 7th season
Assistant Coach: Brian Eskildsen (Tennessee, 2009), 1st season
Director of Operations: Tyler Benson (St. Bonaventure, 2009), 7th season
Director of Player Personnel: B.J. Elder (Georgia Tech, 2014), 4th season
Director of Scouting: Hayden Sheridan (Arizona, 2016), 5th season
Player Development Coach: Eddie Dimas (Grand Canyon, 2015), 2nd season
Athletic Trainer: Richard Stewart (Salisbury, 2005), 16th season
Analytics and Assistant Video Coordinator: Justin Wrenn (Georgia Tech, 2020), 1st season

Pronunciations

McCamish Pavilion	Mc-CAM-ish (like CAM Newton)
Freds Pauls Bagatskis	fred paul buh-GAT-skis (no S in first two names)
Dallan "Deebo" Coleman	DELL-un, DEE-bo
Brian Eskildsen	ESS-killed-sun
Ja'von Franklin	JAY-vonn
Cyril Martynov	KEER-ul MAR-tin-off
Jordan Meka	MECK-uh
Jalon Moore	JAY-lun
Deivon Smith	DAY-vonn
Kyle Sturdivant	STIR-de-vunt

BY CLASS

Seniors: Coleman Boyd, Ja'von Franklin (grad transfer), Rodney Howard, Kyle Sturdivant, Lance Terry
Juniors: Tristan Maxwell, Jordan Meka, Deivon Smith
Sophomores: Dallan "Deebo" Coleman, Brayden Daniels, Miles Kelly, Jalon Moore
Freshman: Freds Pauls Bagatskis, Jermontae Hill (RS), Cyril Martynov, Emmer Nichols

BY STATE/COUNTRY

Alabama: Jalon Moore
Arkansas: Ja'von Franklin
California: Emmer Nichols
Cameroon: Jordan Meka
Canada: Cyril Martynov
Georgia: Coleman Boyd, Jermonatae Hill, Miles Kelly. Deivon Smith, Kyle Sturdivant, Lance Terry
Kentucky: Brayden Daniels
Latvia: Freds Pauls Bagatskis
Michigan: Rodney Howard
North Carolina: Tristan Maxwell
Tennessee: Dallan "Deebo" Coleman

BY MAJOR

Business Administration: Coleman Boyd, Dallan "Deebo" Coleman, Miles Kelly, Jermontae Hill, Rodney Howard, Cyril Martynov, Jordan Meka, Jalon Moore, Kyle Sturdivant
Computer Science: Freds Pauls Bagatskis
Economics/International Affairs: Emmer Nichols
History, Technology & Society: Ja'von Franklin, Lance Terry
Industrial Engineering: Brayden Daniels
Literature, Media & Communication: Tristan Maxwell, Deivon Smith

BY HEIGHT

6-1	Coleman Boyd, Deivon Smith
6-2	Lance Terry
6-3	Tristan Maxwell, Kyle Sturdivant
6-4	Brayden Daniels
6-6	Dallan "Deebo" Coleman, Jermontae Hill, Miles Kelly, Emmer Nichols
6-7	Ja'von Franklin, Jalon Moore
6-8	Freds Pauls Bagatskis, Jordan Meka
6-11	Rodney Howard
7-0	Cyril Martynov

RADIO/TV ROSTER

Freds Pauls Bagatskis 12
F • 6-8 • Fr.

Coleman Boyd 30
G • 6-1 • Sr.

Dallan "Deebo" Coleman 3
G • 6-6 • So.

Brayden Daniels 33
G • 6-4 • So.

Ja'von Franklin 4
F • 6-7 • Sr.



Jermontae Hill 43
G • 6-6 • rFr.



Rodney Howard 24
C/F • 6-11 • Sr.

Miles Kelly 13
G • 6-6 • So.

Cyril Martynov 10
C/F • 7-0 • Fr.

Tristan Maxwell 11
G • 6-3 • Jr.

Jordan Meka 23
C/F • 6-8 • Jr.

Jalon Moore 14
F • 6-7 • So.

Emmer Nichols 35
F • 6-6 • Fr.



Deivon Smith 5
G • 6-1 • Jr.

Kyle Sturdivant 1
G • 6-3 • Sr.

Lance Terry 0
G • 6-2 • Sr.

Josh Pastner
Head Coach

Anthony Wilkins
Associate Head Coach

Julian Swartz
Assistant Coach

Brian Eskildsen
Assistant Coach

Tyler Benson
Director of Operations

B.J. Elder
Director of Player Personnel

Hayden Sheridan
Director of Scouting

RADIO/TV CHEAT SHEET

0 LANCE TERRY

Guard • 6-2 • 200 • Senior • College Park, Ga.

Year	GP/GS	PPG	RPG	APG	FG%	3FG%	FT%
2022-23	6/5	6.7	2.5	1.0	.378	.421	1.000

Season Highs Pts: 16 Reb: 5 Ast: 3 Min: 30:22

Last Game: 12 pts (4-6 FG, 2-4 3pt, 2-2 FT), 3 ast in 24:03 vs. UNA

Notes

- Two double-figure games (16 pts, 4-8 3pt vs. Clayton St, 12 pts, 2-4 3pt vs. UNA); 8-of-19 3pt FG season
- HM All-Big South selection in 2022 No. 2 scorer for the Bulldogs, No. 7 in the Big South in FG% and No. 5 in 3pt%
- Scored in double digits in 14 of 16 Big South games, went for 20-plus three times
- Has most career points (620) of any player on the current the Georgia Tech roster

1 KYLE STURDIVANT

Guard • 6-2 • 197 • Junior • Norcross, Ga.

Year	GP/GS	PPG	RPG	APG	FG%	3FG%	FT%
2022-23	6/5	7.2	1.7	2.3	.405	.417	.533

Season Highs Pts: 10 Reb: 3 Ast: 5 Min: 26:05

Last Game: 5 pts (2-6 FG, 1-4 3pt), 1 stl in 18:21 vs. UNA

Notes

- Second on team in assists (14) and steals (7) this season, 2 double-digit scoring games
- 14:12 assist/turnover ratio this season (73:38, best on team, 11 turnover-free games last season)
- Started 28 games at PG in 2021-22; averaged 27.2 mpg, 8.0 ppg, 2.3 apg, 34% 3pt FG in ACC games
- Double-digit points 10 times, 7 times in ACC play, last season

3 DALLAN "DEEBO" COLEMAN

Guard • 6-6 • 218 • Sophomore • Memphis, Tenn.

Year	GP/GS	PPG	RPG	APG	FG%	3FG%	FT%
2022-23	6/6	11.3	3.3	0.5	.422	.379	.760

Season Highs Pts: 16 Reb: 6 Ast: 1 Min: 36:59

Last Game: 14 pts (3-5 FG, 2-4 3pt, 6-6 FT) in 24:38 vs. UNA

Notes

- Double figures in 4 of 6 games (Georgia State, NIU, Utah, UNA), hitting 37.9% of his 3pt attempts
- Leads team in 3pt attempts (11-of-29) and free throw attempts (19-of-25)
- Hit 41.3% on threes last season, 36% in ACC games; 7-of-18 so far this season
- Only 25 turnovers in Tech career so far in nearly 863 minutes, top rate on team

4 JA'VON FRANKLIN

Forward • 6-7 • 214 • Senior • Little Rock, Ark.

Year	GP/GS	PPG	RPG	BPG	FG%	3FG%	FT%
2022-23	6/2	9.3	7.3	2.7	.583	.000	.824

Season Highs Pts: 17 Reb: 14 Blk: 5 Min: 35:23

Last Game: 4 pts (2-4 FG), 4 reb, 3 ast, 4 blk in 22:39 vs. UNA

Notes

- Tech's top player in Fort Myers Tip-Off - 17 pts/14 rebs vs. Marquette, 11 and 8 vs. Utah, 9-16 FG, 10-12 FT
- 46 points 37 rebounds last 4 games with 12 blocks and 10 assists; team-high 58.3% FG for season
- Double-doubles in 2 of last 3 games, had 8 double-doubles last season at South Alabama
- 3rd-team All-Sun Belt Conference and NABC 2nd-team All-District forward last season at South Alabama

5 DEIVON SMITH

Guard • 6-1 • 176 • Junior • Loganville, Ga.

Year	GP/GS	PPG	RPG	APG	FG%	3FG%	FT%
2022-23	6/6	10.8	6.0	3.2	.444	.143	.500

Season Highs Pts: 16 Reb: 9 Ast: 6 Min: 31:27

Last Game: 16 pts (7-12 FG, 1-3 3pt), 4 reb, 2 ast, 2 stl in 25:56 vs. UNA

Notes

- Started all 6 games and averaged 26 minutes, team leader in assists (19) and steals (12), No. 2 in rpg
- Double-digit points in 4 games - team-high 16 pts vs. UNA, 15 vs. Utah, 11 pts/9 rebs vs. NIU
- 19.7 mpg as backup PG (17.2 in ACC games) last season, 5 starts; missed final 6 games (concussion)
- Career-high 16 points (7-11 FG) with 0 TO at UNC; 16 pts with 8 rebs, 6 ast vs. Clemson

10 CYRIL MARTYNOV

Center • 7-0 • 229 • Freshman • Barrie, Ontario

Year	GP/GS	PPG	RPG	BPG	FG%	3FG%	FT%
2022-23	2/0	1.5	1.0	0.0	1.000	.000	.500

Season Highs Pts: 2 Reb: 1 Ast: 0 Min: 2:15

Last Game: 2 pts (1-1 FG), 1 reb in 2:15 vs. UNA

Notes

- Signed in early August after re-classifying to the 2022 class, name pronounced "KEER-ul MAR-tin-off"
- Ontario native who attended The Lawrenceville (N.J.) School in 2021-22
- Member of the UPlay Canada team on the Nike EYBL circuit in the spring/summer of 2022
- Scored in double figures in all five games, averaging 17.2 ppg and 10.4 rpg, on the final weekend in Kansas City

11 TRISTAN MAXWELL

Guard • 6-3 • 205 • Sophomore • Huntersville, N.C.

Year	GP/GS	PPG	RPG	APG	FG%	3FG%	FT%
2022-23	5/0	3.4	1.4	0.8	.207	.100	1.000

Season Highs Pts: 9 Reb: 2 Ast: 2 Min: 16:21

Last Game: DNP (inj) vs. UNA

Notes

- Played 5 games last season, 5 this season (missed UNA with inj), season-high 9 pts (4-7 FG) vs. Utah
- Career-high 22 points at BC (7-11 3pt FG) last season, DNP after 1/19 vs. WF
- Consensus N.C. state high school player of the year as a senior (played only 1 game due to right foot injury)
- North Mecklenburg's all-time leading scorer (2,253), NC HS record for 3pt FG (331)

12 FREDS PAULS BAGATSKIS

Forward • 6-8 • 180 • Freshman • Riga, Latvia

Year	GP/GS	PPG	RPG	APG	FG%	3FG%	FT%
2022-23	3/0	1.0	0.0	0.0	1.000	1.000	.000

Season Highs Pts: 3 Reb: 0 Ast: 0 Min: 3:03

Last Game: 0 pts (0-0 FG), 0 reb in 2:15 vs. UNA

Notes

- Played in 3 games, scored first points on a last-second 3-pter vs. Marquette
- Latvia native who developed his game and attended high school in Valencia, Spain the last three years
- Played for Latvia U16 team in 2019 FIBA European Championship, was on U20 team this summer
- Name is pronounced "fred paul buh-GAT-skis" (without the S in first two names)

13 MILES KELLY

Guard • 6-6 • 175 • Sophomore • Stone Mountain, Ga.

Year	GP/GS	PPG	RPG	APG	FG%	3FG%	FT%
2022-23	6/1	11.2	3.2	1.0	.388	.240	.750

Season Highs Pts: 15 Reb: 6 Ast: 3 Min: 30:18

Last Game: 12 pts (5-8 FG, 2-2 FT), 6 reb, 2 ast, 2 stl in 29:36 vs. UNA

Notes

- No. 2 scorer through 6 games, made first start of season vs. UNA
- Made a three in 10 straight games (19-for-45 over that stretch) before going 0-for-5 last 2 games
- Double figures 5 straight games (14.6 ppg over that stretch) before scoring 9 vs. Utah, 8 vs. Marquette
- 2-for-19 from 3pt range in last 3 games, 6-for-25 for season

14 JALON MOORE

Forward • 6-7 • 209 • Sophomore • Birmingham, Ala.

Year	GP/GS	PPG	RPG	BPG	FG%	3FG%	FT%
2022-23	6/1	6.8	5.7	1.2	.447	.000	.538

Season Highs Pts: 13 Reb: 9 Blk: 2 Min: 31:55

Last Game: 13 pts (6-11 FG, 1-2 FT), 8 reb, 1 ast, 1 stl in 31:55 vs. UNA

Notes

- Played 1st 5 games off the bench, started vs. UNA (31:55), team's 3rd-leading rebounder, 2nd in blocks (7)
- Near double-double vs. Clayton State (11 pts, 9 reb), had 13 pts/8 reb vs. UNA
- Played 13 games off the bench last season (1 start vs. LOU in ACCT), double-digit minutes in 4 of last 5
- Season highs of 13 points (5-6 FG), 6 rebounds in 13 minutes vs. Clayton State

23 JORDAN MEKA

Center/Forward • 6-8 • 219 • Junior • Yaoundé, Cameroon

Year	GP/GS	PPG	RPG	BPG	FG%	3FG%	FT%
2022-23	1/0	0.0	0.0	0.0	.000	.000	.000

Season Highs Pts: 0 Reb: 0 Blk: 0 Min: 0:25

Last Game: DNP (inj) vs. UNA

Notes

- Played in 15 games last season (4 starts, all in ACC games); 3.0 rpg, 9 blks, 4 stl in 10 ACC games
- Season-high 8 rebounds at Duke 1/4
- Four-time all-state and all-Atlanta metro performer who set school records for points, rebounds, blocked shots
- Played only 1 game as a freshman before having back surgery and missing the remainder; 2 games this season

24 RODNEY HOWARD

Center/Forward • 6-11 • 256 • Senior • Ypsilanti, Mich.

Year	GP/GS	PPG	RPG	BPG	FG%	3FG%	FT%
2022-23	5/4	3.8	4.0	1.2	.474	.000	.500

Season Highs Pts: 15 Reb: 13 Ast: 3 Min: 24:04

Last Game: 2 pts (1-1 FG), 2 reb, 2 ast in 15:06 vs. UNA

Notes

- Went for 15 pts, 13 rebs in opener vs. Clayton State; 6 total points (3-7 FG), 9 total reb last 5 games
- Started first 11 games, missed 5 games with ankle injury, returned to start 15 of last 16 games
- Last 8 games: 10.2 ppg (65.3% FG), 6.3 rpg, 12 ast, 4 blk (previous 7 games: 2.1 ppg, 3.0 rpg, 2 blk)
- Scored in double figures 9 times, 6 times over final 9 games, career high 19 at Syracuse