

GEORGIA TECH[®]

WOMEN'S BASKETBALL



2022-23 INFORMATION GUIDE

TV/RADIO ROSTER



#1 Cameron Swartz
G • 5-11 • Grad.
Marietta, Ga.
(Boston College/Fellowship Christian)



#4 Anisa Clark
G • 5-7 • Jr.
McDonough, Ga.
(Union Grove)



#5 Tonie Morgan
G • 5-9 • Fr.
Tallahassee, Fla.
(Florida State University Schools)



#10 Bianca Jackson
G • 5-11 • Grad.
Montgomery, Ala.
(Florida State/Brewbaker Tech Magnet)



#11 Aixa Wone Aranz
F • 6-3 • Sr.
Pamplona, Spain
(Ohio State)



#13 Kayla Blackshear
F • 6-1 • So.
Orlando, Fla.
(Alabama/Lake Highland Prep)



#14 Raeven Boswell
G • 5-11 • Fr.
Austin, Texas
(Lake Travis)



#15 Avyonce Carter
G • 5-10 • Jr.
Norcross, Ga.
(Wesleyan)



#20 Nerea Hermosa
C • 6-5 • Sr.
Vitoria, Spain
(IES Joaquim Blume)



#22 Inés Noguero
G • 5-9 • Fr.
Gijón, Spain
(Joaquim Blume)



#24 Eylia Love
G/F • 6-1 • Jr.
Kansas City, Kansas
(Olathe North)



#25 Kara Dunn
G • 5-11 • Fr.
Kennesaw, Ga.
(Mount Paran Christian School)



#33 Carmyn Harrison
F • 6-2 • So.
Memphis, Tenn.
(Hutchison School)



Nell Fortner
Head Coach
4th Season



Tasha Butts
Associate Head Coach
4th Season



Blanche Alverson
Associate Head Coach
4th Season



LaSondra Barrett
Assistant Coach
1st Season



Ashlee Villarreal
Director of Operations
4th Season



Becca Bornhorst
Director of External Operations/NIL
1st Season



Greg Callan
Director of Scouting and Video Operations
1st Season



Caleb Currier
Director of Recruiting Operations
1st Season



Kylee Smith
Director of Creative Content and Brand Manager
1st Season



Lauren James
Graduate Manager
1st Season



Shannon Jackson
Player Development Coach
2nd Season



Rachel Stewart
Athletic Trainer
6th Season

TABLE OF CONTENTS

INFORMATION

Media Information.....	1
Quick Facts.....	2
Communications & PR.....	2
2022-23 Roster.....	3
McCamish Pavilion.....	4

MEET THE TEAM

Nerea Hermosa.....	6-7
Aixa Wone Aranzaz.....	8
Anisa Clark.....	9
Avyonce Carter.....	10
Eylia Love.....	11-12
Kayla Blackshear.....	13
Carmyn Harrison.....	14
Newcomers.....	15-17
Nell Fortner.....	18-19
Coaches and Staff Profiles.....	20-23
Administration.....	24-26

SEASON IN REVIEW

2021-22 Results.....	28
Game-by-Game Stats.....	29
Individual Stats.....	30
Superlatives.....	31
Box Scores.....	32-39
Season Results.....	40

HISTORY

Year-by-Year Records.....	42
Year-by-Year Results.....	43-50
All-time Letterwinners and Coaches.....	51-52
All-time Series History.....	53-54
GT vs. the Conferences.....	55-56
Fortner vs. Opponents.....	57
Series History.....	58-68
Rankings History.....	69-70
ACC Tournament Results.....	71
Post-season Results.....	72
Honors and Awards.....	73-76
#ProJackets.....	77

RECORDS

Tech Records.....	79-83
Individual Records.....	83-84
Opponent Records.....	85-86
Career Leaders.....	87-88
Records By Class.....	89
Annual Leaders.....	90-91
Year-by-Year Stats.....	92-93
The Last Time.....	94
1,000 Point Scorers.....	95-96
NCAA Tournament Record Book.....	97-104
ACC Network.....	105

MEDIA INFORMATION

Georgia Tech's practices are closed to the public and the media, but the Yellow Jackets' players and coaches are available to the media by request before or after practices. The weekly practice schedule varies once the season begins.

- All interview requests should be made through Liz Ryan at least 24 hours in advance. Media are asked not to contact players directly either by phone or email. Players are not available on gamedays until after the game.

RELEASES/PHOTOS BY EMAIL

All Georgia Tech women's basketball releases, statistics, game notes and media advisories are distributed via email to a list maintained by the athletic communications office. Media wishing to be added to this list should send a request to Liz Ryan (lryan@athletics.gatech.edu). Photographs are available upon request.

RAMBLINWRECK.COM / SOCIAL MEDIA

-RamblinWreck.com - Georgia Tech's official website is continuously updated with all of Tech's releases, statistics, game notes, biographies and other information. Game notes and bio updates are generally posted at least 24 hours prior to each game, while updated statistics and box scores are posted following each game.

-Twitter (@GTWBB), Instagram (@GTWBB), Facebook - Georgia Tech women's basketball information and updates will also be posted to the team's Twitter, Instagram and Facebook pages, along with photos and behind-the-scenes activities.

MEDIA CREDENTIALS FOR HOME GAMES

-Media credentials are issued to accredited members of the working media only. Working space is limited, and children, spouses and other non-workers will not be granted credentials or access to media areas.

-Media seating and workspace at McCamish Pavilion is in the upper level, section 211, and the media entrance to the arena is through the west entrance off of Fowler Street. Media will call is located at the west entrance to McCamish Pavilion.

-Requests for credentials should be made in writing via email at least 24 hours in advance of each game to Liz Ryan. Credentials will not be mailed. They can be picked up the night of the game at the media entrance.

-Photo credentials are granted to still photographers and videographers on assignment for a media agency only.

DIRECTIONS TO MCCAMISH PAVILION AND THE ZELNAK CENTER

-Going South on I-75: Take exit 250 (16th/14th/10th Streets) and follow through light at 14th Street. Stay to the right and follow to 10th Street, where McCamish Pavilion is straight ahead. Turn right to access the parking areas other than the main lot.

-Going South on I-85: Take exit 84 (17th/14th/10th Streets). You will stay to the left immediately upon exiting the interstate, but will need to move to the right after 16th Street. Follow until you reach 10th Street where McCamish Pavilion will be in front of you. Take a right on 10th Street and an immediate left on Fowler Street and access the main arena parking lot off of 8th Street.

-Going North on I-75/85: Take the 10th Street exit (250). Turn left on 10th Street and after you cross the bridge, McCamish Pavilion will be on your left. Just past the arena, turn left at Fowler Street (first traffic light). Take first left at 8th Street and follow to main arena parking lot.

NCAA INFRACTIONS INFORMATION

In September 2021, the National Collegiate Athletic Association (NCAA) Division I Committee on Infractions found the Georgia Institute of Technology women's basketball program responsible for committing violations of NCAA legislation.

The case centered on impermissible countable athletically related activity (CARA) and coaching limitation violations that occurred from the 2016-17 academic year through February 2019. During this time, the former head coach consistently required student-athletes to practice in excess of permissible limitations for CARA and did not provide them with a required day off. In addition, the former head coach permitted graduate student managers to provide impermissible instruction, which caused the program to exceed the limit on countable coaches.

Penalties levied by the NCAA include:

- Three years of probation from Sept. 25, 2023 through Sept. 25, 2026;
- A fine of one percent of the budget for the women's basketball program (in addition to a self-imposed \$5,000 fine);
- The former head coach shall be subject to a one-year show-cause order from Sept. 21, 2021 through Sept. 20, 2022;
- The former assistant coach shall be subject to a five-year show-cause order from Sept. 21, 2021 through Sept. 21, 2026;
- Georgia Tech shall conduct a review of its athletics compliance program including, but not limited to, an external audit of the athletics compliance program;

The prescribed penalties are in addition to the following measures that were self-imposed by Georgia Tech:

- The aforementioned \$5,000 fine;
- A reduction in countable athletically related activities (CARA) as follows:
 - o Spring 2020 – reduced CARA by one hour per week (three hours total before Covid-19 shutdown)
 - o Summer 2020 – reduced CARA by one hour per week (36 hours total)
 - o Fall 2020 – reduced CARA by one hour per week (11 hours total)
 - o Spring 2021 – reduced CARA by two hours per week (16 hours total)



GEORGIA TECH ATHLETIC ASSOCIATION

150 Bobby Dodd Way NW
Atlanta, GA 30332
404-894-5400
www.RamblinWreck.com
Twitter: @GTathletics
Facebook: GTathletics
Instagram: @GTathletics
YouTube: RamblinWreckTube

CREDITS

EDITOR
Liz Ryan

EDITORS

Mike Flynn, Mike Stamus

COVER DESIGN

Tyler Wheeler

PHOTOGRAPHY

Danny Karnik, Kyle Hess,
in addition to numerous other photographers
who have contributed to Georgia Tech athletics
archives over the years

© 2021, Georgia Tech Athletic Association



2022-23 QUICK FACTS

GENERAL

Full Name Georgia Institute of Technology
Location Atlanta, Ga.
Founded 1885
Enrollment 43,859
Nicknames Ramblin' Wreck, Yellow Jackets
Colors Old Gold and White
Arena (Cap.) McCamish Pavilion (8,600)
President Dr. Ángel Cabrera
Athletics Director J Batt
Faculty Ath. Representative Dr. Jenna Jordan
Sport Administrator Joeleen Akin

COACHES AND STAFF

Head Coach (Year) Nell Fortner (4th)
Twitter @NellOnWheels
Career Record 220-148 (.598)
Record at Tech 58-31 (.652)
Alma Mater Texas, 1982
Associate Head Coach Tasha Butts
Associate Head Coach Blanche Alverson
Assistant Coach LaSondra Barrett
Director of WBB Ops Ashlee Villarreal

TEAM INFORMATION

2021-22 Overall Record 21-11
2021-22 ACC Record 11-7
2021-22 Home Record 12-4
2021-22 Road Record 8-5

2021-22 Neutral Record 1-2
Letterwinners R/L 6/6
Starters R/L 2/3
Newcomers 7

HISTORY

First Year 1974-75 (49th season)
Overall Record 744-662 (.529)
ACC Record 241-384 (.386)
ACC Tournament Record 21-43
Postseason Record 23-26 (NCAA, WNIT & AIAW)
NCAA Appearances/Last 11, 2022
NCAA Tournament Record 7-11
WNIT Record 14-7
All-Time Home Record 401-223
All-Time Road Record 188-295
All-Time Neutral Record 86-86

GEORGIA TECH ATHLETICS COMMUNICATIONS AND PUBLIC RELATIONS



MIKE FLYNN

Assistant A.D.
Communications and Public Relations
E: mflynn@athletics.gatech.edu



LIZ RYAN

Associate Director
Communications and Public Relations
WOMEN'S BASKETBALL CONTACT
O: (404) 894-5445
M: (404) 431-9619
E: lryan@athletics.gatech.edu



MIKE STAMUS

Associate Director
Communications and Public Relations
E: mstamus@athletics.gatech.edu



ANDREW CLAUSEN

Assistant Director
Communications and Public Relations
E: aclausen@athletics.gatech.edu



T.J. STRICKLIN

Assistant Director
Communications and Public Relations
E: tstricklin@athletics.gatech.edu

2022-23 ROSTER

Numerical

No.	Name	YR	POS	HT	Hometown	High School/Last School
1	Cameron Swartz	5th	G	5-11	Marietta, Ga.	Fellowship Christian/Boston College
4	Anisa Clark	Jr.	G	5-7	McDonough, Ga.	Union Grove
5	Tonie Morgan	Fr.	G	5-9	Tallahassee, Fla.	Florida State University Schools
10	Bianca Jackson	5th	G	5-11	Montgomery, Ala.	Brewbaker Tech Magnet/Florida State
11	Aixa Wone Aranaz	Sr.	F	6-3	Pamplona, Spain	IES Joaquim Blume/Ohio State
13	Kayla Blackshear	So.	F	6-1	Orlando, Fla.	Lake Highland Prep/Alabama
14	Raeven Boswell	Fr.	G	5-11	Austin, Texas	Lake Travis
15	Avyonce Carter	Jr.	G	5-10	Norcross, Ga.	Wesleyan
20	Nerea Hermosa	Sr.	C	6-5	Vitoria, Spain	IES Joaquim Blume
22	Inés Noguero Outeiral	Fr.	G	5-9	Gijón, Spain	Joaquim Blume
24	Eylia Love	Jr.	G/F	6-1	Kansas City, Kansas	Olathe North
25	Kara Dunn	Fr.	G	5-11	Dallas, Ga.	Mount Paran Christian School
33	Carmyn Harrison	So.	F	6-2	Memphis, Tenn.	Hutchison School

Alphabetical

No.	Name	YR	POS	HT	Hometown	High School/Last School
11	Aixa Wone Aranaz	Sr.	F	6-3	Pamplona, Spain	IES Joaquim Blume/Ohio State
13	Kayla Blackshear	So.	F	6-1	Orlando, Fla.	Lake Highland Prep/Alabama
14	Raeven Boswell	Fr.	G	5-11	Austin, Texas	Lake Travis
15	Avyonce Carter	Jr.	G	5-10	Norcross, Ga.	Wesleyan
14	Anisa Clark	Jr.	G	5-7	McDonough, Ga.	Union Grove
25	Kara Dunn	Fr.	G	5-11	Dallas, Ga.	Mount Paran Christian School
33	Carmyn Harrison	So.	F	6-2	Memphis, Tenn.	Hutchison School
20	Nerea Hermosa	Sr.	C	6-5	Vitoria, Spain	IES Joaquim Blume
10	Bianca Jackson	5th	G	5-11	Montgomery, Ala.	Brewbaker Tech Magnet/Florida State
24	Eylia Love	Jr.	G/F	6-1	Kansas City, Kansas	Olathe North
5	Tonie Morgan	Fr.	G	5-9	Tallahassee, Fla.	Florida State University Schools
22	Inés Noguero Outeiral	Fr.	G	5-9	Gijón, Spain	Joaquim Blume
1	Cameron Swartz	5th	G	5-11	Marietta, Ga.	Fellowship Christian/Boston College

Head Coach: Nell Fortner (Texas, 1982) – 4th season

Associate Head Coach: Tasha Butts (Tennessee, 2004) – 4th season

Associate Head Coach: Blanche Alverson (Auburn, 2013) – 4th season

Assistant Coach: LaSondra Barrett (LSU, 2011) – 1st season

Director of Operations: Ashlee Villarreal

Director of Scouting and Video Operations: Greg Callan

Director of Creative Content and Brand Manager: Kylee Smith

Assistant Director of External Operations/NIL: Becca Bornhorst

Director of Recruiting Operations: Caleb Currier

Graduate Manager: Lauren James

Athletic Trainer: Rachel Stewart

Strength & Conditioning Coach: Shannon Jackson



McCamish Pavilion (8,600)

MCCAMISH PAVILION HIGHLIGHTS

- Groundbreaking: May 5, 2011
- Opening: October, 2012
- Capacity: 8,600
- Club seating
- Center-hung scoreboard
- Primarily chairback seating
- Grand entrance (10th & Fowler)
- Alexander Memorial Courtyard (on Fowler Street)
- Theatrical lighting
- 2,500 cubic yards of concrete removed
- 3,000 cubic yards of concrete installed
- 500 tons of new steel installed
- Over 1 mile of new railing installed
- 20,000 gallons of paint
- 2,000 feet of new mechanical piping
- 2,500 feet of new ductwork
- \$4M in new audio-visual and scoreboards
- 50 TV's throughout the concourse and Callaway Club
- Farthest distance material has traveled to get on site: 4,835 miles
- Shortest distance material has traveled to get on site: 1 mile
- Number of Tech alumni involved in the project: Over 100
- Number of days construction took: 520
- Number of 1950's old style Coke bottles found while installing the underground foundations: 11
- Number of new staircases: 13
- Number of new sports lights for the competition floor: Over 300
- 270-degree court view from concourse

WOMEN'S BASKETBALL IN MCCAMISH

HISTORY

Record in McCamish Pavilion (10 seasons): 123-51 (.707)

First Game in McCamish Pavilion: L, 54-71 vs. #20/16 Tennessee, Nov. 11, 2012

Most Points Scored in McCamish Pavilion: 105 vs. Morgan State, Nov. 16, 2014


Largest Home Crowd in McCamish Pavilion: 5,517 vs. #20/16 Tennessee, Nov. 11, 2012

LARGEST HOME CROWDS

Includes both Alexander Memorial Coliseum and McCamish Pavilion

1.	11/21/10	#1/1 UConn	L, 71-51	7,325
2.	2/8/95	#11/11 UNC	L, 84-62	6,621
3.	12/5/08	Georgia	W, 57-42	6,212
4.	2/7/99	#9/11 Duke	L, 74-73	6,058
5.	11/11/12	#20/16 Tenn.	L, 54-71	5,517
6.	12/9/22	#3/2 UConn	W, 57-44	4,587
7.	1/23/93	#10 Virginia	L, 107-81	4,158
8.	2/21/93	Wake Forest	W, 85-72	4,136
9.	2/16/03	Virginia	L, 56-54	4,044
10.	1/26/02	Clemson	W, 83-78	3,965
11.	12/13/09	MVSU	W, 89-41	3,864
12.	1/20/96	#7/7 Virginia	L, 79-58	3,849
13.	1/8/04	#1/2 Duke	L, 45-77	3,833
14.	2/11/96	Wake Forest	W, 75-65	3,827
15.	2/18/99	#17/17 Virginia	L, 73-86	3,812
16.	1/13/03	#1/1 Duke	L, 59-79	3,592
17.	1/9/00	#14/10 Duke	L, 45-64	3,512
18.	2/27/94	Duke	W, 64-56	3,385
19.	2/10/08	#3/3 UNC	L, 61-75	3,257

Bold = McCamish Pavilion





STUDENT-ATHLETES & STAFF

Student-Athlete Profiles	6-17
Coaches Profiles	18-23
Administration	24-26

STUDENT-ATHLETE PROFILES


NEREA HERMOSA #20

Sr. • 6'5"
Center
Vitoria, Spain
IES Joaquim Blume

AWARDS

- >> 2019-20 ACC Academic Honor Roll
- >> 2020-21 All-ACC Academic Team

BIO

2021-22 (Junior): Started all 32 games...Finished second on the team in scoring, averaging 10.6 points per game...Also second on the team in rebounding, securing 5.6 rebounds per game...Shot 50.3 percent (145-288) from the field and 81.4 percent (48-59) from the free throw line...Finished tied for second on the team in blocks with 36...Recorded 18 games with double-figure scoring totals, including eight with 15-plus points...Led Jackets in scoring six times...Scored a then-career-high in season-opener at Central Michigan (11/9) with 18 points on 9-for-10 shooting...Finished with three steals, two assists and a rebound against the Chippewas...Pulled down 10 rebounds and nearly missed a double-double with nine points against Kennesaw State (11/11)...Recorded a solid night at ETSU (11/17) dropping 17 points and 10 rebounds for her first double-double of the season...Her 10 rebounds matched her career-high, as did her 5-for-6 performance at the free throw line...Just missed a double-double against Auburn (11/21) with 11 points and nine rebounds...Also dished out three assists against the Tigers...Added 10 points, seven rebounds, season-high three blocks and two steals in win against Hofstra (11/24)...Contributed eight points, six rebounds, three assists, a block and steal at Purdue (12/1) in the Big Ten/ACC Challenge...Dropped a team-high 14 points in win at Georgia (12/5), connecting on a personal-best 6-of-9 free throws...Played the full 40 minutes against No. 3/2 UConn (12/9) and finished with 13 points, six rebounds, three assists and a block and steal...

Added 16 points in win against Wake Forest (12/19), hitting eight field goals...Dropped 20 points in win against Virginia (1/9) on eight field goals and a 4-for-4 effort at the free throw line...Also secured seven rebounds against the Cavaliers...Led Tech offensively at Miami with 12 points (1/16)...Set another career-high in scoring with 21 points at Syracuse (1/20)...Scored 15 points and dished out a career-high seven assists against Boston College (1/27) to go along with two steals and five rebounds...Finished with 12 points at Clemson (1/30) for second straight game in double-figures...Added 12 points in win at Duke (Feb. 1) with six field goals to go along with seven rebounds, five assists and a block...Finished with 13 points on 5-for-8 shooting at NC State (2/7) and recorded three blocks...Added 10 points at Virginia Tech (Feb. 10)...Finished with 19 points in OT win against Clemson (2/13)...Dropped 13 points at Florida State (2/24), going 6-for-8 from the field...Contributed 16 points on eight field goals at Wake Forest (2/27)...Pulled down seven rebounds in ACC Tournament second round game against Wake Forest (3/3)...Finished with six points against Notre Dame (3/4) in the quarterfinals...Added seven points, three rebounds and three blocks against Kansas (3/18) in NCAA Tournament first round action.

2020-21 (Sophomore): Started 21 games while appearing in all 26 in her sophomore campaign...Owned 10 games scoring in double-figures...Notched first career double-double at Boston College...Finished fifth on the team in scoring, averaging 8.1 points per game...Second on the team in blocks with 27...Contributed six points and five rebounds in Tech's season-opening win against Georgia State (11/25)...Pitched in 10 points, shooting 5-of-9 from the floor, and pulled down five rebounds against Georgia (11/29)...Blocked two shots at Notre Dame (12/13) as Tech recorded first-ever win over Fighting Irish...Added 10 points against No. 3 NC State (12/31) shooting 4-for-5 from the field, while also pulling down six rebounds and blocking two shots...Scored 12 points and played prominent role at Notre Dame (1/3)...Nearly missed a double-double with eight rebounds and went a perfect 4-for-4 from the free throw line...Came off the bench to contribute five rebounds, three points, two assists, a block and a steal in Tech's win at Clemson (1/7)...Played a season-high 37 minutes and earned the start against Virginia Tech (1/10)...Finished with eight points, seven rebounds, two blocks and an assist in the win over the Hokies...Was unstoppable in Tech's win at Wake Forest (1/21), tying her career-high with 16 points, shooting a perfect 8-for-8 from the field...Attempted a career-high 11 field goals in



Tech's win against Florida State (1/24) to finish with nine points... Also pulled down eight rebounds against the Seminoles... Helped lead Tech to victory at Miami (1/28) with 10 points on 5-of-8 shooting, also secured six rebounds... Strong presence in Tech's win against Syracuse (2/2), finishing with nine points, five rebounds and three steals... Posted nine points and four rebounds in win over Clemson (2/4)... Posted 13 points at Louisville (2/11), shooting 5-for-8 from the field, while also pulling down six rebounds... Tied for team-high 15 points in win over Miami (2/16), shooting 7-for-9 from the field, while pulling down seven rebounds and blocking two shots... Led Tech to a win at Florida State (2/18) with a team-high 14 points on 7-for-10 shooting... Nearly missed a double-double against the Seminoles with eight rebounds... Recorded first collegiate double-double at Boston College (2/21) behind team-best 14 points and 10 rebounds, marking her first double-digit rebounding performance... Shot 6-of-9 from the field and also recorded three blocks... Contributed 12 points on 6-of-9 shooting and three blocks against Pitt (2/28)... Saw action in both ACC Tournament games, adding four points against Clemson (3/5) and NC State (3/6)... Played 27 minutes against Stephen F. Austin (3/21) in NCAA Tournament first round action, posting six points and six rebounds... Helped Tech reach the Sweet 16, playing 21 minutes against West Virginia (3/23)... Finished with five rebounds, two points and an assist against top-seeded South Carolina (3/28) in the Sweet 16.

2019-20 (True Freshman): Took the floor in all 31 games as a freshman and earned the start in 15... Finished the season averaging 6.5 points and 4.1 rebounds per game... Fourth on the team in rebounding... Recorded nine games scoring in double-figures... Made her collegiate debut against Houston (11/5), finishing with four points and three rebounds... Had a strong performance against Grambling State (11/10), notching her first double-figure game with 15 points, going 5-for-6 from both the field and free throw line... Blocked three shots in Tech's win at Georgia (11/17), marking

the first program win in history in Athens... Pulled down season-best nine rebounds in win over Georgia State (11/20), while also dishing out season-high four assists... Added 12 points in win over Seton Hall in Junkanoo Jam (11/28), going 6-for-9 from the field... Led team against Rutgers (11/30) offensively with 13 points in Junkanoo Jam championship game... Scored game-high 14 points in win over Wisconsin (12/5), connecting on 7-for-10 from the field to set season-bests... Finished with nine points, on 4-of-5 shooting, three rebounds and an assist at Wake Forest (1/5)... Came off the bench at Syracuse (1/16) to post eight points, two steals, two blocks and one rebound... Blocked a career-high four shots against North Carolina (1/23) and finished with five points and four rebounds... Finished with eight points and eight rebounds at Miami (1/30) in 37 minutes... Dropped season-high 16 points in win at Pittsburgh (2/6) and finished with seven rebounds, two steals, two blocks and an assist... Contributed 12 points in Tech's win at No. 4 NC State (2/16) and finished with six rebounds, three blocks, an assist and a steal... Went 6-for-6 from the field against the Wolfpack... Led Tech with 11 points against No. 5 Louisville (2/20)... Added 10 points in Tech's win over No. 17/18 Florida State (2/23)... Dropped 14 points in win over Pitt (3/5) in the second round of the ACC Tournament and pulled down eight rebounds.

PREP: Member of Spain's National Team... First participated with the National Team with the U14 team, playing in the BAM International Tournament in Slovenia... Earned MVP in round seven for her 27-point, seven-rebound performance against Barça-CBS... Competed in U16 European Championship when Spain finished fifth... Averaged 4.8 points and 3.0 rebounds per game during the tournament... Played with U17 Spanish National Team in World Cup in Belarus... Averaged 10.1 points, 8.7 rebounds and 1.0 blocks per game as Spain finished fifth... Ranked No. 5 international recruit by Prospects Nation, No. 6 by Go Global and No. 15 international ranking by Collegiate Girls Basketball Report when she signed with Georgia Tech.

PLAYERS & STAFF



CAREER STATS

Year	GP	GS	Min	Avg	Total			3-Point			F-Throw			Rebounds				PF	FO	Ast	TO	Blk	Stl	Pts	Avg
					FG	FGA	Pct	FG	FGA	Pct	FT	FTA	Pct	Off	Def	Tot	Avg								
2019-20	31	15	664	21.4	89	165	.539	0	0	.000	25	44	.568	57	69	126	4.1	59	0	24	49	21	19	203	6.5
2020-21	26	21	671	25.8	95	170	.559	0	0	.000	21	32	.656	62	67	129	5.0	58	3	21	33	27	15	211	8.1
2021-21	32	32	1020	31.9	145	288	.503	0	0	.000	48	59	.814	67	111	178	5.6	55	1	58	61	36	26	338	10.6
TOTAL	589	68	2354	26.4	329	623	.528	0	0	.000	94	135	.696	186	247	433	4.9	172	4	103	143	84	60	752	8.4

ACC STATS

Year	GP	GS	Min	Avg	Total			3-Point			F-Throw			Rebounds				PF	FO	Ast	TO	Blk	Stl	Pts	Avg
					FG	FGA	Pct	FG	FGA	Pct	FT	FTA	Pct	Off	Def	Tot	Avg								
2019-20	18	4	359	20.0	49	82	.598	0	0	.000	10	21	.476	31	28	59	3.3	29	0	10	23	17	9	108	6.0
2020-21	18	13	481	26.7	77	125	.616	0	0	.000	19	28	.679	49	46	95	5.3	38	2	15	25	24	12	173	9.6
2021-22	18	18	602	33.5	91	173	.526	0	0	.000	26	28	.929	42	50	92	5.1	34	1	37	36	14	12	208	11.6
TOTAL	54	35	1442	26.7	217	380	.571	0	0	.000	55	77	.714	122	124	246	4.6	101	3	62	84	55	33	489	9.1

STUDENT-ATHLETE PROFILES



AIXA WONE ARANAZ #11

Sr. • 6'3"
 Forward
 Pamplona, Spain
 IES Joaquim Blume

BIO

2021-22 (Junior): Took the floor in 28 outings, playing season-high 17 minutes against Wake Forest in the ACC Tournament second round. . . Averaged 6.8 minutes per game. . . Finished the season averaging 0.8 points and 0.8 rebounds per game. . . Scored season-high six points twice against Boston University and Florida State. . . Pulled down three rebounds and had an assist in season-opener at Central Michigan (11/9). . . Added four points in win over Kennesaw State (11/11), hitting a field goal and going 2-for-2 from the free throw line. . . Pulled down two rebounds in win against Wake Forest (12/19) playing six minutes. . . Saw season-high 14 minutes of playing time against Boston University (12/21) and hit three field goals to finish with six points. . . Provided valuable minutes off the bench against Florida State (1/13) and finished with six points to match her season-high, hitting three field goals. . . Dished out an assist and pulled down a rebound against Clemson (2/13) in 11 minutes of playing time. . . Pulled down an offensive board, converting with a second chance layup against Miami (2/20). . . Took the floor for 17 minutes against Wake Forest (3/3) in the second round of the ACC

Tournament and contributed a field goal. . . Saw game action in the ACC Tournament quarterfinals against Notre Dame (3/4), securing a rebound. . . Appeared in Tech's NCAA Tournament game against Kansas (3/18) for 3:16 of action.

2020-21 (Sophomore): Took the floor in eight contests for Tech. . . Saw first action as a Yellow Jacket against Georgia State (11/25) and finished with five rebounds and two points. . . Pitched in five points, hitting 3-of-4 from the free throw line, and five rebounds against Georgia (11/29). . . Grabbed four rebounds against Tulane (12/3). . . Earned first start as a Yellow Jacket in ACC-opening win over Boston College (12/9). . . Recorded her third start on the season against NC State (12/31) and blocked her first shot of the season. . . Posted four points and four rebounds in second meeting at Notre Dame (1/3). . . Earned the start at Clemson (1/7) and dished out an assist.

At Ohio State (2019-20): Appeared in 28 games as a freshman at Ohio State, making five starts. . . Finished with 43 points, 37 rebounds, 17 assists and eight steals. . . Scored season-high 12 points against Ohio, going 5-for-8 from the floor. . . Played season-high 28 minutes at Sacramento State, finishing with five points, six rebounds and three assists.

PREP: Member of multiple Spanish National Teams. . . Helped lead U16 Spanish National Team to 2016 Women's European Championship gold medal, averaging 8.6 points, 4.1 rebounds and 25.6 minutes per game. . . Member of U18 National Team that captured silver at European Championship. . . Helped lead U19 National Team to bronze medal at World Cup Championship in Thailand, averaging 8.7 points and 6.4 rebounds. . . Participated in U17 and U20 European Championships. . . Also played in U18 3x3 World and European Championships. . . Ranked No. 15 international prospect by ProspectsNation.com.



CAREER STATS (OHIO STATE & GEORGIA TECH)

Year	GP	GS	Min	Avg	Total			3-Point			F-Throw			Rebounds				PF	FO	Ast	TO	Blk	Stl	Pts	Avg
					FG	FGA	Pct	FG	FGA	Pct	FT	FTA	Pct	Off	Def	Tot	Avg								
2019-20	28	5	255	9.1	17	50	.340	2	16	.125	7	11	.636	15	22	37	1.3	33	1	17	26	1	8	43	1.5
2020-21	8	4	150	18.7	8	27	.296	0	2	.000	4	5	.800	9	12	21	2.6	12	0	13	4	1	2	20	2.5
2021-22	28	0	190	6.8	9	22	.409	0	1	.000	5	8	.625	13	10	23	0.8	26	0	9	17	3	2	23	0.8
GT Total	36	4	340	9.4	17	49	.347	0	3	.000	9	13	.692	22	22	44	1.2	38	0	22	21	4	4	43	1.2
TOTAL	64	9	595	9.3	34	99	.343	2	19	.105	16	24	.667	37	44	81	1.3	71	1	39	47	5	12	86	1.3

ACC STATS

Year	GP	GS	Min	Avg	Total			3-Point			F-Throw			Rebounds				PF	FO	Ast	TO	Blk	Stl	Pts	Avg
					FG	FGA	Pct	FG	FGA	Pct	FT	FTA	Pct	Off	Def	Tot	Avg								
2020-21	5	4	86	17.2	5	14	.357	0	0	.000	1	1	1.000	5	2	7	1.4	5	0	8	2	1	2	11	2.2
2021-22	16	0	92	5.8	4	10	.400	0	0	.000	1	2	.500	4	5	9	0.6	13	0	4	7	2	1	9	0.6
TOTAL	21	4	178	8.5	9	24	.375	0	0	.000	2	3	.667	9	7	16	0.8	18	0	12	9	3	3	20	0.9

STUDENT-ATHLETE PROFILES



ANISA CLARK #4

Jr. • 5'7"
Guard
McDonough, Ga.
Union Grove

and served as team captain her senior season. . . Was named Henry County All-Star Team in 2020. . . Tabbed 2020 Offensive Player of the Year. . . Also competed in track and field in shot put and discus. . . Received Scholar-Athlete Award three times (2017, 2019 and 2020). . . Served as president of UGHS National Honor Society as a senior. . . Received 2020 Cindy Schell Geller Most Outstanding Student Award. . . President of UGHS HOSA Future Health Professionals (2019-20) and was president-elect in 2018-19. . . Was Student Council Class Secretary as a junior and Reading Bowl Secretary as a sophomore. . . Member of National Spanish Honor Society (2018-20) and Beta Club (2017-20). . . Allied Health and Medicine Certified Pathway completer.

BIO

2021-22 (Sophomore): Took the floor in three outings. . . Saw first game action in home-opener against Kennesaw State (11/11). . . Saw game action against Wake Forest (12/19). . . Took the floor against Boston University (12/21).

2020-21 (Freshman): Saw action in three outings in her inaugural season for the Yellow Jackets. . . Took the floor in the final minute against Georgia State (11/25) in season-opening action. . . Hit a long distance three-pointer at Wake Forest (1/21) for first collegiate field goal. . . Took the floor in the final minute against West Virginia (3/23) in NCAA Tournament second round action.

PREP: Attended Union Grove High School. . . Played for coach Dock Gammage

PERSONAL: Chose Georgia Tech to be challenged both academically and athletically, it would prepare her for a successful career post-graduation, and the city of Atlanta. . . Began playing basketball at age seven when her parents encouraged her to sign up for a local church basketball league. . . Lists most memorable non-athletic accomplishment as graduating high school with a perfect GPA. . . Lists hitting the game-winning three-pointer that allowed Union Grove to earn the three seed in the state playoffs as most memorable athletic accomplishment.

PLAYERS & STAFF



CAREER STATS

Year	GP	GS	Min	Avg	Total			3-Point			F-Throw			Rebounds						PF	FO	Ast	TO	Blk	Stl	Pts	Avg
					FG	FGA	Pct	FG	FGA	Pct	FT	FTA	Pct	Off	Def	Tot	Avg										
2020-21	3	0	4	1.2	1	1	1.000	1	1	1.000	0	0	.000	0	0	0	0	0	0	0	0	0	0	0	0	3	1.0
2021-22	3	0	4	1.4	0	3	.000	0	3	.000	0	0	.000	0	0	0	0	0	0	0	0	0	0	0	0	0	0.0
TOTAL	6	0	8	1.3	1	4	.250	1	4	.250	0	0	.000	0	0	0	0	0	0	0	0	0	0	0	0	3	0.5

ACC STATS

Year	GP	GS	Min	Avg	Total			3-Point			F-Throw			Rebounds						PF	FO	Ast	TO	Blk	Stl	Pts	Avg
					FG	FGA	Pct	FG	FGA	Pct	FT	FTA	Pct	Off	Def	Tot	Avg										
2020-21	1	0	2	1.8	1	1	1.000	1	1	1.000	0	0	.000	0	0	0	0	0	0	0	0	0	0	0	0	3	3.0
2021-22	1	0	0.4	0.8	0	0	.000	0	0	.000	0	0	.000	0	0	0	0	0	0	0	0	0	0	0	0	0.0	
TOTAL	2	0	2	1.2	1	1	1.000	1	1	1.000	0	0	.000	0	0	0	0	0	0	0	0	0	0	0	3	1.5	

STUDENT-ATHLETE PROFILES



AVYONCE CARTER #15

Jr. • 5'10"
 Guard
 Norcross, Ga.
 Wesleyan

BIO

2021-22 (Sophomore): Saw action in 30 games... Averaged 11.2 minutes per game off the bench... Contributed 3.3 points per game... Shot 33.3 percent (33-99) from the field and 58.5 percent (31-53) from the free throw line... Played seven minutes in season-opener at Central Michigan (11/9) and scored six points off two field goals and two free throws... Recorded first career block in win against Kennesaw State (11/11), while finishing with three points and an assist... Played career-high 17 minutes at ETSU (11/17) and finished with four points, hitting a pair of field goals... Hit two field goals and a free throw to finish with five points against Hofstra (11/24) while recording a steal... Pulled down a personal-best six rebounds at Purdue (12/1), including four offensive... Played 10 minutes in win at Georgia (12/5) and hit a field goal... Played seven minutes in win against No. 3/2 UConn (12/9), contributing solid minutes off the bench... Scored a career-high 14 points against Furman (12/12) for her first double-figure offensive outing in her collegiate career... Went 6-for-9 at the free throw line against the Paladins, both marking personal-bests, to help Tech to victory... Played 17 minutes against No. 3/2 Louisville (1/2) and posted three rebounds, two points and an assist... Contributed nine points, four rebounds, two assists and two steals in win over Virginia (1/9)... Dished out career-high three assists at Pitt (1/11)... Went 3-for-4 from the free throw line against Boston College (1/27)... Pulled down five rebounds at Clemson (1/30)... Saw seven minutes of action against Clemson (2/13)... Finished with five rebounds and four points against Miami (2/20)... Provided a spark off the bench at

Florida State (2/24), finishing with six points... Recorded second double-figure scoring out at Wake Forest (2/27), finishing with 11 points on five field goals and a free throw... Combined for 21 minutes of game action in ACC Tournament... Played 17 minutes against Wake Forest (3/3) in second round action and posted three rebounds and two points... Hit a field goal and free throw against Notre Dame (3/4) in the quarterfinals... Finished with five points, two rebounds and an assist in 13 minutes of playing time against Kansas (3/18) in Tech's NCAA Tournament first round game... Went 2-for-4 from the field, including hitting a three-pointer, against the Jayhawks.

2020-21 (Freshman): Took the floor in 15 contests as a Yellow Jacket... Pitched in four points at the free throw line in Tech's season-opener against Georgia State (11/25)... Contributed seven points in ACC win over Boston College (12/9), going 2-for-3 from the field, including a three-pointer... Contributed seven points against No. 3 NC State (12/31) hitting three field goals, including a 3-pointer... Also collected four rebounds against the Wolfpack... Hit a free throw at Wake Forest (1/21)... Played four minutes in win over Miami (2/16), hitting a field goal... Went 2-for-2 at the free throw line at North Carolina (2/25)... Saw action in the final minute against West Virginia (3/23) in NCAA Tournament second round action.

PREP: Attended Wesleyan School... Team captain junior and senior seasons... Helped lead team to 2017 and 2018 State Championships... State runner-up in 2019... Finished high school career third in school history in career points... Tabbed 2020 Region 5-A Player of the Year... 2020 Georgia Athletic Coaches Association Class 1A North Player of the Year... 2019 USA Today first team selection in Georgia... Named Atlanta Journal Constitution first team class A private all-State team in 2019 and second team in 2018... Four star recruit... Ranked No. 7 in position and No. 66 overall by ESPN.

PERSONAL: Chose Georgia Tech because of the academic excellence, proximity to home and the family atmosphere with her teammates... Started playing basketball around age 12 after watching it on tv... Lists scoring her 1,000 career point at Wesleyan as most memorable athletic accomplishment... Intends to major in business.



CAREER STATS

Year	GP	GS	Min	Avg	Total			3-Point			F-Throw			Rebounds				PF	FO	Ast	TO	Blk	Stl	Pts	Avg
					FG	FGA	Pct	FG	FGA	Pct	FT	FTA	Pct	Off	Def	Tot	Avg								
2020-21	15	0	101	6.7	9	33	.273	2	20	.100	9	13	.692	5	11	16	1.1	11	0	2	9	0	4	29	1.9
2021-22	30	0	335	11.2	33	99	.333	1	24	.042	31	53	.585	29	40	69	2.3	25	0	11	23	1	13	98	3.3
TOTAL	45	0	436	9.7	42	132	.318	3	44	.068	40	66	.606	34	51	85	1.9	36	0	13	32	1	17	127	2.8

ACC STATS

Year	GP	GS	Min	Avg	Total			3-Point			F-Throw			Rebounds				PF	FO	Ast	TO	Blk	Stl	Pts	Avg
					FG	FGA	Pct	FG	FGA	Pct	FT	FTA	Pct	Off	Def	Tot	Avg								
2020-21	13	0	85	6.6	9	29	.310	2	16	.125	5	7	.714	5	7	12	0.9	10	0	0	6	0	3	25	1.9
2021-22	17	0	174	10.3	16	44	.364	0	4	.000	18	30	.600	14	23	37	2.2	17	0	7	10	0	7	50	2.9
TOTAL	30	0	259	8.6	25	73	.342	2	20	.200	23	37	.622	19	30	49	1.6	27	0	7	16	0	10	75	2.5

STUDENT-ATHLETE PROFILES



EYLIA LOVE

#24

Jr. • 6'1"
Guard/Forward
Kansas City, Kansas
Olathe North

AWARDS

>> 2021-22 All-ACC Academic Team

BIO

2021-22 (Sophomore): Named to the 2021-22 All-ACC Academic Team... Earned a starting role in 31 games and appeared in all 32... Finished third on the team in scoring, averaging 10.5 points per game... Averaged 30.0 minutes per game... Shot 41.7 percent (129-309) from the field and 40.4 percent (23-57) from three-point range... Led Jackets in scoring eight times and rebounding twice... Owned 16 games with double-figure scoring numbers, including seven with 15-plus points... Scored 15 points in season-opener at Central Michigan (11/9), going 5-for-12 from the field and 5-for-6 from the charity stripe... Recorded second-straight game in double-figures with 11 points against Kennesaw State (11/11) and finished with five rebounds... Contributed eight points and five rebounds in win against Belmont (11/14)... Finished with nine points and was perfect 4-for-4 at the charity stripe at ETSU (11/18)... Added seven points and five rebounds against Auburn (11/21)... Played 33 minutes in win against Hofstra (11/24) and posted eight points, six rebounds, two assists and a steal... Finished with 12 points, two assists and a block at Purdue (12/1) in the Big Ten/ACC Challenge... Finished with game-high 14 points in win at Georgia (12/5), shooting 6-for-14 from the field and seven rebounds... Contributed 10 points in win against No. 3/2 UConn (12/9) and recorded two blocks... Recorded 16 points in win over Wake Forest (12/19) shooting 50.0 percent from the field and hitting two three-pointers... Scored career-high 19 points against Boston University (12/21), hitting a personal-best

seven field goals... Matched her career-high in rebounding with nine and set personal-best with five assists in win against Virginia (1/9)... Added 10 points in win against Florida State (1/13) and had two blocks and a steal... Contributed seven points and seven rebounds at Miami (1/16)... Recorded first career double-double with 10 points and career-high 13 rebounds at Syracuse (1/20)... Scored career-high 20 points to lead Tech past Boston College (1/27), shooting 9-for-14 from the field... Finished with 14 points in win at Duke (2/1) after scoring 12 in the first half... Also pulled down eight rebounds against the Blue Devils... Scored game-high 16 points at NC State (2/7), shooting 7-for-14 from the field... Finished with five rebounds, four steals, an assist and a block... Led Jackets with a career-high 26 points in overtime win against Clemson (2/13), making career-high 10 field goals... Led Tech with 12 points against Miami (2/20) and finished with five rebounds... Dished out five assists to match career-high at Florida State (2/24), while posting eight points... Led Tech with 16 points against Wake Forest (3/3) in ACC Tournament second round action... Hit seven field goals and two free throws against the Demon Deacons, while securing four rebounds and an assist... Added 11 points in the quarterfinal round against Notre Dame (3/4), while finishing with six rebounds, five assists and a block... Added seven points, three rebounds and an assist against Kansas (3/18) in NCAA Tournament first round action.

2020-21 (Freshman): Earned a pair of starts in her freshman campaign and appeared in all 26 games for Georgia Tech... Recorded five games with double-figure scoring numbers... Pulled down eight rebounds, while finishing with four points and a block in first collegiate game against Georgia State (11/25)... Contributed seven points and four rebounds against Georgia (11/29)... Posted first double-figure scoring performance against Tulane (12/3) with 10 points, going 2-for-2 from three-point range for her first three-pointers of the season... Added 10 points in win over Boston College (12/9), going a perfect 3-for-3 from the field and finishing 4-of-6 at the charity stripe... Contributed 11 points at Notre Dame (12/13) and recorded personal-best three steals in win... Earned first collegiate start against No. 3 NC State (12/31) and played 27 minutes... Earned second start at Notre Dame (1/3) and hit a field goal... Contributed 12 points at Clemson (1/7), hitting personal-best five field goals, while owning three rebounds in the win... Added eight points in Tech's win at Miami (1/28), shooting 4-for-5 from the field... Scored season-high 14 points in Tech's win against Syracuse (2/2), while going 6-for-7 from the free throw line... Contributed six points and a career-high



PLAYERS & STAFF

STUDENT-ATHLETE PROFILES

nine rebounds in win over Miami (2/16) and added two steals and an assist... Matched personal-best, swiping three steals at North Carolina (2/25)... Played 21 minutes against NC State (3/6) in ACC Tournament semifinals, finishing with five points... Saw action in all three NCAA Tournament games, helping the Jackets reach the Sweet 16... Pulled down four rebounds against Stephen F. Austin (3/21) in the opening round... Contributed six points, going 3-for-5 from the field, against West Virginia (3/23)... Took the floor for five minutes against top-seeded South Carolina (3/28) in the Sweet 16.

PREP: Served as team captain senior year at Olathe North High School... Tabbed Class 6A first team all-State in 2020... McDonald's All-American nominee... Gatorade Player of the Year nominee... 2020 DiRenna Award finalist... Kansas 6A Player of the Year finalist... 2020 Sunflower League Player of the Year... 2020 All-Sunflower League first team... 2020 Class 6A second team... Earned Class 6A third team all-State and second team all-conference in 2019... Four star prospect... Ranked No. 64 overall and No. 12 in position by Collegiate Girls Basketball Report... Scored 1,000th career point at Olathe North on March 2, 2019.

PERSONAL: Member of National Honor Society in high school... Lists most memorable non-athletic accomplishment as maintaining a 4.0 GPA throughout high school... Chose Georgia Tech because of the family atmosphere, elite education and location... Started playing basketball around six years old with her dad in the driveway... Intends to major in psychology.

PLAYERS & STAFF



CAREER STATS

Year	GP	GS	Min	Avg	Total			3-Point			F-Throw			Rebounds				PF	FO	Ast	TO	Blk	Stl	Pts	Avg
					FG	FGA	Pct	FG	FGA	Pct	FT	FTA	Pct	Off	Def	Tot	Avg								
2020-21	26	2	497	19.1	43	100	.430	4	14	.286	28	38	.737	26	56	82	3.2	55	0	9	28	1	17	118	4.5
2021-22	32	31	960	30.0	129	309	.417	23	57	.404	56	95	.589	46	107	153	4.8	88	2	48	82	16	19	337	10.5
TOTAL	58	33	1456	25.1	172	409	.421	27	71	.380	84	133	.632	72	163	235	4.1	143	2	57	110	17	36	455	7.8

ACC STATS

Year	GP	GS	Min	Avg	Total			3-Point			F-Throw			Rebounds				PF	FO	Ast	TO	Blk	Stl	Pts	Avg
					FG	FGA	Pct	FG	FGA	Pct	FT	FTA	Pct	Off	Def	Tot	Avg								
2020-21	18	2	349	19.4	32	75	.427	2	12	.167	20	27	.741	17	42	59	3.3	40	0	8	19	0	13	86	4.8
2021-22	18	18	572	31.8	72	173	.416	14	33	.424	26	43	.605	24	72	96	5.3	52	1	29	55	8	15	184	10.2
TOTAL	36	20	921	25.6	104	248	.419	16	45	.356	46	70	.657	41	114	155	4.3	92	1	37	74	8	28	270	7.5

STUDENT-ATHLETE PROFILES



KAYLA BLACKSHEAR #13

So. • 6'1"
Forward
Orlando, Fla.
Alabama/Lake Highland Prep

PREP: Attended Lake Highland Prep...Ranked the No. 75 overall recruit in espnW's 2021 class in 2020...Averaged 11.6 points, 7.1 rebounds, 1.5 steals and 1.0 blocks per game at Lake Highland Prep...Shot nearly 42 percent from the floor...Helped Lake Highland Prep claim the 2020 Florida High School Athletic Association's 4A State Championship.

BIO

AT ALABAMA: Appeared in Crimson Tide's first three games of the 2021-22 season...Averaged 10.2 minutes per game off the bench...Helped Alabama to a 2-1 record to open the season...Contributed 5.0 points and 3.0 rebounds in those three outings...Played 16 minutes in season-opener against Charleston Southern and finished with nine points and six rebounds in the win...Against Southern Mississippi, went 4-for-4 from the free throw line and finished with six points...In three games, shot 66.7 percent (4-for-6) from the field and 87.5 percent (7-for-8) from the free throw line.



PLAYERS & STAFF

CAREER STATS (AT ALABAMA)

Year	GP	GS	Min	Avg	Total			3-Point			F-Throw			Rebounds											
					FG	FGA	Pct	FG	FGA	Pct	FT	FTA	Pct	Off	Def	Tot	Avg	PF	FO	Ast	TO	Blk	Stl	Pts	Avg
2021-22	3	0	31	10.3	4	6	.667	0	0	.000	7	8	.875	4	5	9	3.0	5	0	0	2	0	2	15	5.0
TOTAL	3	0	31	10.3	4	6	.667	0	0	.000	7	8	.875	4	5	9	3.0	5	0	0	2	0	2	15	5.0

STUDENT-ATHLETE PROFILES



CARMYN HARRISON #33

So. • 6'2"
 Forward
 Memphis, Tenn.
 Hutchison School

action against four ACC opponents – Wake Forest, Louisville, North Carolina and Boston College... Finished the season contributing 0.7 points per game.

PREP: Tabbed 2021 Daily Memphian Player of the Year... Five-time all-region (2016-21)... Tabbed all-state three times (2018-21)... GBB Region Champions in 2018-19 and 2020-21... GBB State Champion in 2020-21... High school team captain... Participated in TN BCAT All-Star Game... Also competed in discus/shotput for three seasons... 2018-19 discus and shotput region champion.

PERSONAL: Chose Georgia Tech because of the athletics, education and location... Started playing basketball at eight years old... Lists most memorable athletic accomplishment as being one of the first girls basketball teams from Memphis to win the state title, and signing with Georgia Tech... Lists most memorable non-athletic accomplishment as impacting school culture with community service and sports.

AWARDS

>> 2021-22 ACC Academic Honor Roll

BIO

2021-22 (Freshman): Saw game action in 11 outings during her collegiate debut... Made her collegiate debut at Central Michigan (11/9), playing two minutes and scoring two points off a field goal... Recorded first collegiate block against Kennesaw State (11/11) seeing three minutes of game action... Saw three minutes at ETSU (11/17) and went 2-for-2 at the free throw line... Hit a field goal and free throw in win against Hofstra (11/24) and recorded first collegiate steal... Took the floor against Wake Forest (12/19), helping the Jackets open ACC play with a win... Saw game

PLAYERS & STAFF



CAREER STATS

Year	GP	GS	Min	Avg	Total			3-Point			F-Throw			Rebounds		PF	FO	Ast	TO	Blk	Stl	Pts	Avg		
					FG	FGA	Pct	FG	FGA	Pct	FT	FTA	Pct	Off	Def									Tot	Avg
2021-22	11	0	32	2.9	2	3	.667	0	0	.000	4	8	.500	4	5	9	0.8	4	0	0	2	3	1	8	0.7
TOTAL	11	0	32	2.9	2	3	.667	0	0	.000	4	8	.500	4	5	9	0.8	4	0	0	2	3	1	8	0.7

ACC STATS

Year	GP	GS	Min	Avg	Total			3-Point			F-Throw			Rebounds		PF	FO	Ast	TO	Blk	Stl	Pts	Avg	
					FG	FGA	Pct	FG	FGA	Pct	FT	FTA	Pct	Off	Def									Tot
2021-22	4	0	4	1.1	0	0	.000	0	0	.000	0	0	.000	0	0	0	0.0	0	0	0	0	0	0	0.0
TOTAL	4	0	4	1.1	0	0	.000	0	0	.000	0	0	.000	0	0	0	0.0	0	0	0	0	0	0	0.0

STUDENT-ATHLETE PROFILES - NEWCOMERS



RAEVEN BOSWELL #14

Fr. • 5'11"
Guard
Austin, Texas
Lake Travis

All-Centex second team... Three-time all-district first team honoree... Named 2019 all-district newcomer... Helped volleyball collect back-to-back district championships in 2019-20 and 2020-21... Also helped Cavaliers to regional quarterfinals in 2019 and 2020... As a member of the track and field team, helped Cavaliers to 2020-21 district championship.

PERSONAL: Comes from a long line of athletes in her family... Her father, Mark, was a two-time Olympic high jumper for Canada, competing in the 2000 Summer Olympics in Sydney, Australia and the 2004 Summer Olympics in Athens, Greece.

BIO

PREP: Multi-sport athlete at Lake Travis High School competing in basketball, track and field and volleyball... Helped lead basketball to district championships in 2019-20 and 2020-21... Awarded all-state honors by the Texas Girls Coaches Association... Three-time All-Vype honoree (2019, 2020 and 2021)... Earned spot on 2021



KARA DUNN #25

Fr. • 5'11"
Forward
Dallas, Ga.
Mount Paran Christian School

several recognitions from Sandy Spiel in 2022 including: all-state Ms. Basketball, first team, all-state A-private player of the year, all-state A-private first team... Named basketball's most valued player three times (2019-21)... Multi-sport athlete competing in volleyball... Lettered three years as a middle hitter... Helped volleyball to 2021 1A Private State Volleyball Championship... Volleyball GHSA region 7 player of the year and first-team All-State after leading team in kills, hitting percentage and total blocks... Highly-touted prospect... Ranked No. 1 small forward in Georgia by Sandy Spiel... No. 2 overall class of 2022 recruit in Georgia by PrepGirlsHoops... Ranked No. 49 by ASGR and No. 61 by ESPN.

BIO

PREP: Attended Mount Paran Christian School in Kennesaw, Ga... Helped lead Eagles to their first-ever Class A Private state championship (2022) contributing 30 points, six rebounds, three assists and two blocks in the title game... Tabbed GHSA Region 7 Player of the Year her junior and senior years... 2022 Atlanta Tipoff Club Metro Player of the Year... 2022 GACA Player of the Year... 2022 Atlanta Journal Constitution All-State Player of the Year and All-State First Team honoree... Earned

PERSONAL: Chose Georgia Tech because of the women's basketball program, academics and proximity to home... Intends to major in business... Started playing basketball in kindergarten with her father as her coach... Lists most memorable athletic accomplishment to date as winning both volleyball and basketball state championships her senior year in 2021... Mother, Stephanie, played basketball at the University of Georgia.



TONIE MORGAN #5

Fr. • 5'9"
Guard
Tallahassee, Fla.
Florida State University Schools

Basketball Player of the Year... Helped Seminoles to 2022 state semifinal run, district title and regional title... 2022 All-Big Bend Girls Basketball Co-Player of the Year... 2021 Florida Panhandle High School Sports Award Female Player of the Year... 2021 Naismith High School Player of the Year watchlist... Finished high school career with over 2,000 points... Two-sport athlete competing in track and field in long jump, high jump, hurdles and 4x4 relay.

PERSONAL: Chose Georgia Tech because of the academics, women's basketball program and life after basketball opportunities... Has two siblings... Started playing basketball at three years old with her brothers... National AAU high jump champion at 12 years old.

BIO

PREP: Attended Florida State University Schools... Played six varsity seasons at Florida High... Tabbed No. 24-ranked prospect by ESPN Hoopgurlz... Two-year team captain... Three-time first team all-Big Bend... Two-time Florida all-State nominee... 2022 McDonalds All-American nominee... 2022 All-Big Bend Girls



INÉS NOGUERO #22

Fr. • 5'9"
Guard
Gijón, Spain
IES Joaquim Blume

Basketball Player of the Year... Helped Seminoles to 2022 state semifinal run, district title and regional title... 2022 All-Big Bend Girls Basketball Co-Player of the Year... 2021 Florida Panhandle High School Sports Award Female Player of the Year... 2021 Naismith High School Player of the Year watchlist... Finished high school career with over 2,000 points... Two-sport athlete competing in track and field in long jump, high jump, hurdles and 4x4 relay.

PERSONAL: Chose Georgia Tech because of the academics, women's basketball program and life after basketball opportunities... Has two siblings... Started playing basketball at three years old with her brothers... National AAU high jump champion at 12 years old.

BIO

PREP: Attended Florida State University Schools... Played six varsity seasons at Florida High... Tabbed No. 24-ranked prospect by ESPN Hoopgurlz... Two-year team captain... Three-time first team all-Big Bend... Two-time Florida all-State nominee... 2022 McDonalds All-American nominee... 2022 All-Big Bend Girls

PLAYERS & STAFF

STUDENT-ATHLETE PROFILES



BIANCA JACKSON #10

5th Year • 5'11"
Guard
Montgomery, Ala.
Florida State

rebounds against Pitt... Set then-career-high 21 points at Louisville, finishing with four rebounds, an assist and a steal... Scored 18 points and six assists against Clemson in 2OT win... Finished with 19 points at UNC with 13 points coming in the second half... Led team with 12 points at Miami... Scored 18 points, five assists and two blocks against Syracuse... Put up 13 points and a career-high eight assists against Miami... Posted team-high 18 points at Notre Dame... Had 11 points, seven rebounds, four assists and two blocks against Wake Forest... Recorded career-high 25 points against Syracuse with seven assists... Led FSU with 17 points in NCAA First Round vs. Oregon State... Redshirted the 2019-20 season due to transfer rules.

BIO

AT FLORIDA STATE: Appeared in 26 games and started seven her redshirt-senior season (2021-22)... Averaged 6.7 points (third on team), shooting 33.5 percent from the field and 30.9 percent from three-point range... Switched to shooting guard her final year and shot 80 percent (28-of-35) from the free throw line and hit 21 3-pointers... Led FSU in scoring three times... Recorded 13 points on 6-of-11 shooting against UNF... Missed four games due to injury... Finished with a team-high 16 points to go along with four rebounds and two assists at Wake Forest... Added seven points and four assists at Georgia Tech... Saw 11 points with two steals at Clemson... Totaled seven points and four assists vs. No. 20 Notre Dame... Led FSU with 14.1 points and 68 assists her redshirt-junior season (2020-21), appearing in 19 games... Averaged 32.89 minutes per game... Paced the Seminoles in scoring in a team-high nine games... Scored in double figures in 15 games... Shot 83.3 percent (55-of-66) from the free throw line to rank sixth in ACC... Finished with 14 points and six rebounds against Florida behind a perfect 8-for-8 effort at the free throw line... Added 13 points against Virginia to go along with four assists and three rebounds... Contributed 13 points and six

AT SOUTH CAROLINA: Played her freshman (2017-18) and sophomore (2018-19) seasons at South Carolina... Appeared in 57 games in two seasons, helping the Gamecocks reach the NCAA Tournament Sweet 16 in 2019... Tabbed to SEC All-Freshman Team in 2017-18... Started 25 games as a freshman and averaged 7.3 points, 3.4 rebounds, 1.8 assists and 39.4 percent from three-point range... Dropped team-high 20 points against top-ranked UConn on Feb. 1, 2018... As a freshman, finished in double figures in scoring against four Top 25 teams and in three post-season games... In both seasons, opened playing Alabama State where her mother (Freda Freeman-Jackson) has coached for 21 seasons... Scored eight points in collegiate debut against Alabama State at home and then added 13 points in a homecoming game against Alabama State to open the 2018-19 season.

PREP: Attended Brewbaker Tech Magnet... Named 2017 Alabama Gatorade Player of the Year... Averaged 24.8 points, 7.8 rebounds and 5.2 assists her senior year... Also dropped three triple-doubles her senior campaign... Ranked No. 54 in the 2017 recruiting class by ESPNW Hoopgurlz.

PLAYERS & STAFF



CAREER STATS (AT SOUTH CAROLINA AND FLORIDA STATE)

Year	GP	GS	Min	Avg	Total			3-Point			F-Throw			Rebounds				PF	FO	Ast	TO	Blk	Stl	Pts	Avg
					FG	FGA	Pct	FG	FGA	Pct	FT	FTA	Pct	Off	Def	Tot	Avg								
2017-18	36	25	1092	30.3	93	236	.394	41	104	.394	37	49	.755	30	93	123	3.4	69	1	66	47	12	30	264	7.3
2018-19	32	5	565	17.7	46	124	.371	21	65	.323	15	23	.652	19	42	61	1.9	31	0	22	30	6	16	128	4.0
2020-21	19	19	625	32.9	96	257	.374	20	52	.385	55	66	.833	8	49	57	3.0	39	0	68	61	2	18	267	14.1
2021-22	26	7	563	21.6	62	185	.335	21	68	.309	28	35	.800	3	40	43	1.7	32	0	56	37	3	15	173	6.7
TOTAL	113	56	1188	26.4	297	802	.370	103	289	.356	135	173	.780	60	224	284	2.5	171	1	212	175	23	79	832	7.4

ACC STATS (AT FLORIDA STATE)

Year	GP	GS	Min	Avg	Total			3-Point			F-Throw			Rebounds				PF	FO	Ast	TO	Blk	Stl	Pts	Avg
					FG	FGA	Pct	FG	FGA	Pct	FT	FTA	Pct	Off	Def	Tot	Avg								
2020-21	16	16	524	32.8	77	212	.363	16	41	.390	41	50	.820	7	39	46	2.9	33	0	56	51	2	15	211	13.2
2021-22	17	2	382	22.5	43	122	.352	17	48	.354	20	26	.769	3	25	28	1.6	23	0	34	27	0	6	123	7.2
TOTAL	33	18	906	27.5	120	334	.359	33	89	.371	61	76	.803	10	64	74	2.2	56	0	90	78	2	21	334	10.1

STUDENT-ATHLETE PROFILES



CAMERON SWARTZ #1

5th Year • 5'11"
Guard
Marietta, Ga.
Boston College

Notre Dame... Surpassed 1,000 career points as a senior... As a junior, named to ACC all-tournament team in 2021... Shot 82 percent from three throw line to finish seventh in the ACC... Posted 14 double-digit performances during season... Finished second on the team in scoring (13.4 ppg), third in field goal percentage (.375), second in three-point field goals made (30), second in free throws made (50), third in rebounds (92) and fifth in assists (27)... As a sophomore, played 30 games with 19 starts... Finished fifth on team in scoring (9.0 ppg), third in three-point field goals made (35) and third in assists (56).

AT COLORADO: Played seven games her freshman season at Colorado... Saw first game action against Colorado State, playing six minutes and pulling down a rebound... Dished out two assists against San Jose State... Scored first collegiate basket on a three-pointer against Navy... Tallied 12 points on 3-of-5 three-pointers and three rebounds in a career-high 17 minutes vs. Prairie View... Contributed seven points, three steals and an assist against Samford.

PREP: Attended Fellowship Christian... Led state of Georgia in scoring with 32.1 points per game, along with 8.5 rebounds, 4.1 steals and 2.9 assists per game... Finished high school career with 1,867 points and 612 rebounds... Two-time All-State honoree as junior and senior... Class A1 (Private) first team selection as a senior... Multi-sport athlete playing softball and soccer... Member of Fellowship Christian's 2015 state championship soccer team... Played AAU for Team Elite in Georgia, leading the team to the 2017 Nike National EYBL Platinum championship.

BIO

AT BOSTON COLLEGE: Appeared in 82 games as an Eagle, starting 71... Averaged 28.4 minutes, 12.9 points, 4.2 rebounds, 1.8 assists and 1.0 steals during three years... Started all 33 games as a senior last season... Tabbed all-ACC first team... Named 2022 ACC Most Improved Player... Averaged a team-high 16.1 points per game... Led team in three-pointers (60) and shot 83.6 percent from the free throw line... Shot team-best 35.5 percent from three-point range... Led ACC in scoring during conference play and finished sixth overall... Increased scoring average by 6.5 points, rebounding by 1.2, field goal percentage by plus-four percent and 3-point field goal percentage by over 10 percent from junior season... Scored 20-plus points 13 times to lead ACC... Scored 20-plus points in six-straight games to mark longest streak by an ACC player since 2019... Scored in double-figures in 18 straight games and 20 of last 21... Tied school-record with 39 points on 14-of-20 shooting against Clemson... Named to NCAA's Starting Five and ACC Player of the Week... Scored 28 points against



CAREER STATS (AT COLORADO AND BOSTON COLLEGE)

Year	GP	GS	Min	Avg	Total			3-Point			F-Throw			Rebounds		PF	FO	Ast	TO	Blk	Stl	Pts	Avg		
					FG	FGA	Pct	FG	FGA	Pct	FT	FTA	Pct	Off	Def									Tot	Avg
2018-19	7	0	46	6.6	8	22	.364	4	14	.286	2	2	1.000	0	4	4	0.6	3	0	5	6	0	5	22	3.1
2019-20	30	19	709	23.6	94	261	.360	35	118	.297	48	70	.686	22	74	96	3.2	51	1	56	76	4	29	271	9.0
2020-21	19	19	575	30.3	87	232	.375	30	106	.283	50	61	.820	31	61	92	4.8	44	1	27	37	5	23	254	13.4
2021-22	33	33	1041	31.5	184	440	.418	60	169	.355	102	122	.836	30	125	155	4.7	64	0	64	101	5	34	530	16.1
TOTAL	89	71	2371	26.6	373	955	.391	129	407	.317	202	255	.792	83	264	347	3.9	162	2	152	220	14	91	1077	12.1

ACC STATS (AT BOSTON COLLEGE)

Year	GP	GS	Min	Avg	Total			3-Point			F-Throw			Rebounds		PF	FO	Ast	TO	Blk	Stl	Pts	Avg		
					FG	FGA	Pct	FG	FGA	Pct	FT	FTA	Pct	Off	Def									Tot	Avg
2019-20	16	9	371	23.2	34	138	.246	15	65	.231	20	33	.606	7	40	47	2.9	21	0	21	37	3	12	103	6.4
2020-21	13	13	396	30.5	57	153	.373	20	69	.290	27	33	.818	25	42	67	5.2	30	1	23	26	3	20	161	12.4
2021-22	18	18	613	34.1	119	275	.433	41	105	.390	63	75	.840	22	71	93	5.2	40	0	38	55	1	17	342	19.0
TOTAL	47	40	1380	29.4	210	566	.371	76	239	.318	110	141	.780	54	153	207	4.4	91	1	82	118	7	49	606	12.9

HEAD COACH NELL FORTNER



NELL FORTNER

HEAD COACH

TEXAS, 1982
4TH SEASON AT GEORGIA TECH

Nell Fortner was named the sixth head coach in Georgia Tech women's basketball history on April 9, 2019. She begins her fourth season as a Yellow Jacket in 2022-23.

One of the most successful coaches in women's basketball history, Fortner has compiled a 363-218 (.625) record as a head coach at the collegiate, professional and international levels. She has led teams to Big Ten (Purdue – 1997) and Southeastern Conference (Auburn – 2009) championships and, perhaps most notably, coached the United States national team to three international titles from 1997-2000, including the gold medal at the 2000 Summer Olympics in Sydney, Australia.

Fortner is the winningest coach in the history of the USA women's basketball national team, having compiled a 101-14 (.878) record. In addition to the 2000 Olympics championship, she also led the team to the gold medal at the 1998 World Championship in Berlin, Germany and the 1998 William Jones Cup in Taipei, Taiwan.

At the collegiate level, Fortner has 12 seasons of experience as a head coach – one at Purdue (1996-97), eight at Auburn (2004-12) and three at Georgia Tech (2019-22) – and has compiled a 220-148 (.598) overall record in the college ranks.

In 2021-22, Fortner led Georgia Tech to its second consecutive, and 11th overall, NCAA Tournament postseason appearance. The Yellow Jackets finished the season with a 21-11 overall record to mark the third-straight 20-plus win season under Fortner. During the season, Tech spent 14 weeks in the national rankings, climbing as high as No. 11 in the Associated Press poll – marking the highest-ever AP ranking for the Yellow Jackets. On Dec. 9, 2021, Georgia Tech defeated No. 3/2 Connecticut, 57-44, to snap UConn's 240-game winning streak against unranked opponents.

Individually, Lorela Cubaj concluded her collegiate campaign with a remarkable season, surpassing the 1,000-career mark in both rebounds and points. The fifth-year senior broke the all-time Georgia Tech women's basketball record for career rebounds to become the all-time leader. She was also named the ACC Defensive Player of the Year and Atlanta Tipoff Club Women's College Player of the Year for the second-straight season. She earned All-ACC First Team honors, while teammate Lotta-Maj Lahtinen picked up honorable mention all-ACC accolades and was a candidate for the Senior CLASS Award.

Fortner guided the Yellow Jackets to a historic season in 2020-21 during a global pandemic as Georgia Tech finished with a 17-9 overall record and went 12-6 in the Atlantic Coast Conference. With its 12-6 mark, Tech finished in third place in the ACC standings, marking the highest outright conference finish in program history (GT previously tied for third in 2012). Tech finished third after being picked to finish fifth by the league's head coaches and ninth by the Blue Ribbon Panel in the ACC preseason polls. Tech finished the season ranked No. 22 in the final USA Today/WBCA Coaches Poll.

It's most prominent accomplishment from 2020-21, Georgia Tech made its 10th overall appearance in the NCAA Tournament, earning the No. 5 seed in the Hemisfair Region, and advanced to the Sweet 16 for just the second time in program history. The Yellow Jackets overcame a 17-point halftime deficit in the opening round against Stephen F. Austin in the Bill Greehey Arena in San Antonio to edge the Ladyjacks, 54-52, in overtime. Tech overcoming a 17-point deficit marked the fourth largest margin overcome in NCAA Tournament history. With the win, the Jackets advanced to face West Virginia in the second round at the USTA Convocation Center and dominated the Mountaineers, 73-56, to secure a spot in the Sweet 16. Tech fell against top-seeded South Carolina in the Sweet 16, 76-65. Tech's No. 5 seed in the tournament marked the second highest in program history.

Prior to its NCAA Tournament run, Georgia Tech earned the No. 3 seed in the ACC Tournament – the highest-ever in program history. Tech earned a double-bye and upended Clemson in the quarterfinals, 60-57, to secure a spot in the semifinals against No. 3 NC State for the first time since 2012. Making its seventh overall appearance in the semifinals, Tech led NC State into the final three minutes, but the Wolfpack rallied from a 10-point deficit to secure the win.

Several Yellow Jackets were lauded during the season as forward Lorela Cubaj was named the ACC Co-Defensive Player of the Year (first in GT women's basketball history), Lotta-Maj Lahtinen was tabbed the ACC Most Improved Player (first in program history), and Fortner was named the Blue Ribbon Panel ACC Coach of the Year. Additionally, Cubaj was named to the ACC All-Defensive Team, All-ACC First Team and All-ACC Tournament Team. The forward from Terri, Italy earned WBCA NCAA Coaches' All-America honorable mention accolades and was named the Atlanta Tipoff Club's 2021 Women's College

THE FORTNER FILE

PERSONAL

Education Texas, 1982 (Physical Education);
Stephen F. Austin, 1987 (Master's of Education)

COACHING EXPERIENCE

1983-86 Head Coach, Killen (Texas) H.S.
1986-87 Graduate Assistant, Stephen F. Austin
1987-90 Assistant Coach, Stephen F. Austin
1990-95 Assistant Coach, Louisiana Tech
1995-96 Assistant Coach, U.S. National Team
1996-97 Head Coach, Purdue
1997-2000 Head Coach, U.S. National Team
2000-03 Head Coach/General Manager, Indiana Fever
2004-12 Head Coach, Auburn
2019-Present Head Coach, Georgia Tech

COLLEGE COACHING RECORD

SEASON	SCHOOL	RECORD	ACC FINISH	POSTSEASON
1987-88	Stephen F. Austin	29-5	--	NCAA Tourn. 2nd rd.
1988-89	Stephen F. Austin	30-4	--	NCAA Tourn. 2nd rd.
1989-90	Stephen F. Austin	28-3	--	NCAA Tourn. 2nd rd.
1990-91	Louisiana Tech	18-12	--	NCAA Tourn. 1st rd.
1991-92	Louisiana Tech	20-10	--	NCAA Tourn. 1st rd.
1992-93	Louisiana Tech	26-6	--	NCAA Tourn. Elite 8
1993-94	Louisiana Tech	31-4	--	NCAA Tourn. Runners-Up
1994-95	Louisiana Tech	28-5	--	NCAA Tourn. Sweet 16
1996-97	Purdue	17-11	--	NCAA Tourn. 2nd rd.
2004-05	Auburn	16-13	--	
2005-06	Auburn	14-15	--	
2006-07	Auburn	21-13	--	WNIT Quarterfinals
2007-08	Auburn	20-12	--	NCAA Tournament
2008-09	Auburn	30-4	--	NCAA Tourn. 2nd rd.
2009-10	Auburn	15-16	--	
2010-11	Auburn	16-16	--	WNIT 2nd rd.
2011-12	Auburn	13-17	--	
2019-20	Georgia Tech	20-11	7th	Canceled due to Covid-19
2020-21	Georgia Tech	17-9	3rd	NCAA Tourn. Sweet 16
2021-22	Georgia Tech	21-11	6th	NCAA 1st rd.

Bold = Head Coach

HEAD COACH (11 SEASONS) **220-148 (.598)**
ASSISTANT COACH (8 SEASONS) **210-49 (.811)**
20 OVERALL SEASONS **430-197 (.686)**

Stephen F. Austin (3 seasons) 87-12 (.879)
Louisiana Tech (5 seasons) 123-37 (.769)
Purdue (1 season) 17-11 (.607)
Auburn (8 seasons) 145-106 (.578)
Georgia Tech (3 seasons) 58-31 (.652)

Player of the Year.

Lahtinen joined Cubaj on the Blue Ribbon Panel's All-ACC First Team, while also being named All-ACC Second Team (head coaches), and WBCA NCAA Coaches' All-America honorable mention. For the second time in her collegiate career, Lahtinen earned a spot on the All-ACC Academic Team.

Kierra Fletcher also reached a milestone, as the Jacket became the 32nd member of the prestigious 1,000-career point club. Cubaj and Fletcher both announced they would return for their fifth years as awarded by the NCAA.

Her first season on The Flats saw tremendous success in leading the Yellow Jackets as Tech compiled a 20-11 overall record, marking the best record by a first year head coach in Georgia Tech women's basketball history. The Jackets produced a 10-8 mark in ACC play, good for the first the winning conference record since 2013-14 and the first 10-win ledger in ACC play since 2011-12.

Additionally, the Jackets collected four wins over top-25 programs, including two on the road. Among those two road wins was the program's highest ranked road win in program history when Tech defeated No. 4 NC State on Feb. 16, 2020, 65-61. The Jackets also completed the regular season sweep over nationally ranked Florida State, defeating the No. 11 Seminoles on the road, before topping the No. 17/18 squad in

HEAD COACH NELL FORTNER

FORTNER PROFESSIONAL COACHING

PROFESSIONAL COACHING EXPERIENCE

SEASON	TEAM	RECORD
1997-2000	USA Basketball	101-14
2001	Indiana Fever	10-22
2002	Indiana Fever	16-16
2003	Indiana Fever	16-18

Overall with U.S. national team	101-14 (.878)
Overall with Indiana Fever	42-56 (.429)

USA WOMEN'S BASKETBALL TOURNAMENT MEDALS

Tournament	Record	Place
2000 Olympic Games	8-0	Gold
1999 Pan American Games	4-3	Bronze
1998 FIBA World Championship	9-0	Gold
1998 R. William Jones Cup	5-0	Gold

FORTNER HEAD COACHING EXPERIENCE

1996-97	Purdue (17-11, 12-4 Big Ten - Big Ten regular-season champion, NCAA Tournament)
1997-2000	U.S. National Team (101-14)
2001	Indiana Fever (10-22)
2002	Indiana Fever (16-16)
2003	Indiana Fever (16-18)
2004-05	Auburn (16-13, 6-8 SEC)
2005-06	Auburn (14-15, 4-10 SEC)
2006-07	Auburn (21-13, 6-8 SEC)
2007-08	Auburn (20-12, 7-7 SEC - NCAA Tournament)
2008-09	Auburn (30-4, 12-2 SEC - SEC regular-season champion, NCAA Tournament)
2009-10	Auburn (15-16, 5-11 SEC)
2010-11	Auburn (16-16, 8-8 SEC - WNIT)
2011-12	Auburn (13-17, 5-11 SEC - WNIT)
2019-20	Georgia Tech (20-11, 10-8 ACC)
2020-21	Georgia Tech (17-9, 12-6 ACC - NCAA Tournament)
2021-22	Georgia Tech (21-11, 11-7 ACC - NCAA Tournament)

Overall at Purdue	17-11 (.607)
Overall with U.S. national team	101-14 (.878)
Overall with Indiana Fever	42-56 (.429)
Overall at Auburn	145-106 (.578)
Overall at Georgia Tech	58-31 (.652)
Overall as a college head coach	220-148 (.598)
Overall as a head coach	363-218 (.625)

McCamish Pavilion. The Yellow Jackets capped its shortened season due to Covid-19, reaching the ACC Tournament quarterfinals for the first time since 2016.

Other highlights by the Jackets include collecting seven wins over teams in the top 75 RPI and defeating Georgia in Athens for the first time in program history. Senior Francesca Pan was named to the ACC All-Tournament Team, while also picking up all-ACC second team honors. Tech placed three Jackets on the All-ACC Academic Team in 2019-20 in Pan, Kierra Fletcher and Lotta-Maj Lahtinen.

After her successful season at the Georgia Tech helm, Fortner was tabbed the 2020 Whack Hyder Georgia Women's College Coach of the Year by the Atlanta Tipoff Club. She was also named one of 10 semifinalists for the 2020 Werner Ladder Naismith Women's College Coach of the Year.

In her first season as a collegiate head coach, she led Purdue to a share of the Big Ten regular-season championship with a 12-4 conference record and an NCAA Tournament berth. Following the impressive rookie campaign, she was named the 1997 Basketball Times National Coach of the Year.

She left Purdue after one season to take over as the full-time head coach of the U.S. national team but returned to the collegiate ranks in 2004 at Auburn. With Fortner at the helm, Auburn won at least 20 games three times, highlighted by a 30-4 campaign in 2008-09 that saw the Tigers win the SEC regular-season title for the first time in 20 years and saw Fortner named the SEC and WBCA Region III Coach of the Year.

In addition to her stints as head coach with Purdue, the U.S. national team and Auburn, Fortner served as the first head coach and general manager in the history of the WNBA's Indiana Fever from 2000-03. She didn't coach the Fever in 2000 due to the Summer Olympics, but took over coaching duties in '01 and led the franchise to its first playoffs appearance in '02.

She began her coaching career as the head coach at Killeen (Texas) H.S. from 1983-86, before entering the collegiate coaching ranks as a graduate assistant at Stephen F. Austin in 1986-87. After one season, she was promoted to assistant coach at SFA, where she remained for three more seasons (1987-90) and helped guide the Ladyjacks to an 87-12 (.879) record and three-straight NCAA Tournament appearances.

She then moved on to national power Louisiana Tech (1990-95), where she was an assistant coach for five seasons. In her five seasons at Louisiana Tech, the Lady Techsters went 123-37 (.794) and earned five-straight NCAA Tournament berths, advancing all the way to the national championship game in 1994.

She left Louisiana Tech for a one-year stint as an assistant coach for the U.S. national team (1995-96) under head coach Tara VanDerveer. The national team put together a perfect 52-0 record in 1995-96, culminating with a gold medal at the 1996 Summer Olympics in Atlanta.

Her career also includes two stints as a women's basketball analyst at ESPN – first as a studio analyst from 2001-04, then as a color analyst for the past seven seasons since she stepped down as Auburn's head coach following the 2012 season. Through her role with ESPN, she has remained actively engaged within NCAA women's basketball, calling some of the nation's best regular-season and postseason games, as well as being an integral part of the network's Final Four coverage.

Born in Jackson, Miss., Fortner attended high school at New Braunfels (Texas) H.S., where she was an all-state selection and a Parade all-American. She received a dual-sport scholarship to the University of Texas, where she played both basketball and volleyball from 1978-82. She helped lead UT to 127 basketball wins in four seasons and remains one of the Longhorns' all-time leading scorers with 1,466 career points. In volleyball, she was a member of Texas' national championship team as a senior in '81.

While at Texas, Fortner also made her USA Basketball debut as a member of the 1978 U.S. Olympic Festival South team that won a silver medal.

Fortner holds a bachelor's degree in physical education from Texas (1982) and a master's in education from Stephen F. Austin (1987). Among her many honors, Fortner was named USA Basketball Coach of the Year in 2000, inducted to the Texas Sports Hall of Fame and the University of Texas Women's Athletics Wall of Honor in 2001, recognized as a distinguished alumna of Stephen F. Austin in 2007 and inducted into the San Antonio Sports Hall of Fame in 2013.

ASSISTANT COACHES & STAFF



TASHA BUTTS

ASSOCIATE HEAD COACH

TENNESSEE, 2004
4TH SEASON AT GEORGIA TECH

A coaching veteran and former WNBA player, Tasha Butts joined the Georgia Tech women's basketball staff as an assistant coach in April 2019. She was promoted to associate head coach in April 2021. A Georgia native, Butts returned to the Peach State after eight years as an assistant coach at LSU. She begins her fourth year at Georgia Tech in the 2022-23 season.

Butts has helped guide Georgia Tech to back-to-back appearances in the NCAA Tournament, most recently earning an at-large bid in 2021-22. During the season, the Jackets spent 14 weeks in the national rankings, climbing as high as No. 11 in the Associated Press poll. A marquee win for GT during the season took place on Dec. 9, 2021 when the Jackets upended No. 3/2 UConn, 57-44, to snap a 240-game winning streak against unranked opponents.

In 2020-21, Butts helped guide the Yellow Jackets to a 17-9 overall record and a 12-6 ledger in the Atlantic Coast Conference during a global pandemic. In its historic season, Tech made its 10th overall appearance in the NCAA Tournament and advanced to the Sweet 16 for just the second time in program history. The Yellow Jackets finished third in the ACC, marking the highest outright finish in program history and earned the highest ACC Tournament seed in program history at No. 3. Working primarily with the guards, Butts helped tutor Lotta-Maj Lahtinen to become the ACC Most Improved Player – Tech's first in women's basketball history. Additionally, Lahtinen was named All-ACC first team (Blue Ribbon Panel) and All-ACC second team (head coaches). Lahtinen and Lorela Cubaj were both named WBCA NCAA Division I Coaches' All-America honorable mention. Tech finished the season ranked No. 22 in the final USA Today/WBCA Coaches Poll.

In her first season on The Flats, Butts helped the Yellow Jackets to a 20-11 overall record, 10-8 in the ACC. Tech defeated four top-25 teams in 2019-20, including topping No. 4 NC State on the road, 65-61, to mark the highest ranked road win in program history. The Yellow Jackets were awaiting their postseason bid when the season was cut short due to the Covid-19 pandemic.

Butts was also one of just 14 assistant coaches from around the country chosen to participate in Advocates for Athletic Equity's (AAE) annual "Achieving Coaching Excellence" Professional Development Program for basketball coaches in June 2016. The program is recognized as helping to boost the careers of some of the top minority coaches in the college game. In her first year at Georgia Tech, Butts was selected to participate in the 2020 Women Coaches NEXT UP program. Butts was selected among a competitive field by the WBCA and Women Leaders in College Sports to participate in the program. She has also served as a WBCA mentor.

During her time at LSU, Butts was part of four 20-win seasons and six NCAA Tournament appearances highlighted by back-to-back Sweet 16 runs in 2012 and 2013. She helped ink the three top-20 recruiting classes (2011, 2017, 2019), while signing seven top-100 prospects, including a McDonald's All-American in 2017. In eight seasons at LSU, Butts coached and mentored six all-SEC academic honor roll recipients and developed seven all-SEC selections.

Butts helped return LSU to national prominence in 2018 when the program cracked the AP Top 25 poll for the first time in four years. The Tigers finished the season ranked No. 24. Butts worked closely with LSU's backcourt, helping the Tigers top the SEC in scoring defense in 2019 (20th nationally) and rank third in the nation in steals in 2017.

At LSU, Butts helped develop Raigyne Moncrief-Louis and Danielle Ballard, who both garnered all-SEC freshman team honors in their careers and were listed among LSU's Top 10 for scoring during their freshman seasons. Louis would become the 2017 SEC Defensive Player of the Year and a two-time all-SEC honoree. The only player in LSU history to record 1,600 points, 700 rebounds, 250 steals and 300 assists in a career, Louis was a 2018 WNBA Draft pick.

Under Butts's guidance, Ballard broke LSU's single-season record for steals (100) and became the first player in program history – men or women – to reach 100 steals in a season in 2012-13. Louis would top Ballard four seasons later with a program-record 107 steals.

Prior to her stint at LSU, Butts recorded three successful seasons (2008-11) as an assistant coach at UCLA. At UCLA, Butts worked mainly with perimeter players and assisted with all other facets of the program. The Bruins reached the NCAA Tournament twice, compiling a 72-26 overall mark and second-place finishes in the Pac-10 Conference in both 2010 and 2011. The 2010-11 season was one for the record books as the Bruins set records for regular-season victories (26), Pac-10 win (16) and scoring defense (55.3 points per game), while earning a No. 3 seed in the NCAA Tournament.

At UCLA, Butts mentored eight all-Pac-10 academic players, three all-Pac-10 honorees and two all-Pac-10 freshman team selections. In 2011, the program rose to a No. 7 national ranking, reached the Pac-10 Tournament Championship game and advanced to the NCAA Tournament second round, finishing the season with a 29-5 overall record.

During the 2007-08 season, Butts served as an assistant coach at Duquesne University where her responsibilities included recruiting, opponent scouting, academics, equipment liaison, scheduling and development of perimeter players.

A four-year letterwinner at Tennessee, Butts helped the Lady Vols to a 124-17 record from 2000-04. Tennessee made a run to the Sweet 16 her freshman campaign and advanced to the 2002 Final Four in her sophomore season. She then helped the Lady Vols to back-to-back National Championship games her junior and senior seasons (2003, 2004). As a senior, Butts earned second-team All-Southeastern Conference honors after averaging 10.4 points per game

and ranking second in the league in three-point field goal percentage (43.0).

Additionally, Butts was part of four SEC regular-season championship teams, as Tennessee compiled a 55-1 SEC record in her four years. She left UT ranked fourth all-time in games played (141) and tied for seventh in three-point shots made (103). Butts's career-high 37 points against Vanderbilt on Feb. 16, 2004, tied for 11th on the Lady Vols' single-game scoring list.

Butts graduated from Tennessee with a bachelor of science in sports management and minor in business administration in 2004. She was chosen by the Minnesota Lynx with the 20th selection in the 2004 WNBA Draft and saw action in all 30 games as a rookie, helping the club equal a franchise record with 18 wins and earn a spot in the playoffs.

Following the 2004 WNBA season, she returned to her alma mater and served as a graduate assistant coach with Pat Summitt and Fargas. The Lady Vols won the 2005 SEC Championship that season and advanced to the Final Four.

Butts played overseas in fall 2005 for Essa/Barreiro in Portugal, averaging nearly 18.0 points per game. The following season, she played for Raanana Hertzilyia in Israel, where she scored 15.5 points per game. Butts also played briefly with the Charlotte Sting and Houston Comets of the WNBA.

A native of Milledgeville, Ga., Butts attended Baldwin High School where she was a consensus All-American and the Georgia Gatorade Player of the Year. She remains the all-time leading scorer at the school and her high school jersey No. 23 was retired in December 2000. In August 2004, the city of Milledgeville honored Butts with a key to the city and a proclamation of achievement on "Tasha Butts Day."



BLANCHE ALVERSON

ASSOCIATE HEAD COACH

AUBURN, 2013
4TH SEASON AT GEORGIA TECH

Blanche Alverson joined the Georgia Tech women's basketball staff as an assistant coach in April, 2019. She was promoted to associate head coach in August 2022. Alverson arrived on The Flats after spending two seasons in the same position at University of Southern California. Alverson begins her fourth season with Georgia Tech in 2022-23.

Alverson has helped lead Georgia Tech to back-to-back appearances in the NCAA Tournament, most recently earning an at-large bid in 2021-22. During the season, the Jackets spent 14 weeks in the national rankings, climbing as high as No. 11 in the Associated Press poll. A marquee win for GT during the season took place on Dec. 9, 2021 when the Jackets upended No. 3/2 UConn, 57-44, to snap a 240-game winning streak against unranked opponents.

Alverson helped guide the Yellow Jackets to a historic season in 2020-21 while facing a global pandemic with Covid-19. Tech finished with a 17-9 overall record, while going 12-6 in the ACC to finish third in the standings – marking the highest outright finish in program history. The Jackets also earned the No. 3 seed in the ACC Tournament (highest in GT history) and advanced to the semifinals for the first time since 2012. On Selection Monday, Georgia Tech heard its name called in the NCAA Tournament field for the 10th time and began a run to the Sweet 16 with wins over Stephen F. Austin and West Virginia in the first two rounds. GT, seeded No. 5 in the HemisFair Region, made its second program appearance in the Sweet 16. Working primarily with the guards, Alverson helped tutor Lotta-Maj Lahtinen to the ACC Most Improved Player (first in GT history). The Jacket was also named All-ACC and tabbed WBCA NCAA Division I Coaches' All-America honorable mention to conclude the season. As a team, Tech finished the year ranked No. 22 in the final USA Today/WBCA Coaches Poll.

During her first season as a Yellow Jacket in 2019-20, Tech posted a 20-11 overall record and went 10-8 in the ACC. The Jackets defeated four top-25 opponents, including two on the road, and reached the quarterfinals of the ACC Tournament. Tech collected its highest ranked road win in program history on Feb. 16, 2020, defeating No. 4 NC State, 65-61. The Jackets also picked up top-25 wins over No. 23 Miami and No. 17/18 Florida State, while also defeating the No. 11 Seminoles on the road.

While with the Trojans, Alverson helped ink the No. 5 recruiting class in the country that included a McDonald's All-American, two Gatorade State Players of the Year, four state champions and a honorable mention all-America. The 2018 and 2019 recruiting classes included five top 50 prospects.

As part of her role at USC, Alverson was the academic liaison, incoming student-athlete admissions director and camp coordinator. During her stay at USC, five student-athletes garnered Pac-12 academic accolades, including guard Minyon Moore who repeated as Pac-12 All-Academic Honorable Mention two consecutive years. Additionally, six Trojans picked up All-Pac-12 honors during her two-year tenure.

Prior to her time at USC, Alverson served one year at New Mexico State as an assistant coach where she helped sign two top-150 prospects as part of her co-recruiting coordinator role. The Aggies won their third-straight Western Athletic Conference Tournament Championship in 2017, finishing the season undefeated in league action and earning the conference's automatic bid to the

ASSISTANT COACHES & STAFF

NCAA Tournament. Alverson worked with both guards and posts at NM State in skill development and helped mentor Brooke Salas who became a two-time WAC Conference Player of the Year.

She started her coaching career as a graduate assistant at Texas Tech while also serving as interim assistant coach on occasion. Alverson spent two seasons with the Red Raiders from 2014-16 focusing on recruiting, individual skill instruction, scheduling and social media campaigns.

A four-year letterwinner at Auburn from 2009-13, Alverson played three years for Nell Fortner. She finished her career second all-time in three-point shots made and became just the fourth Tiger in program history to have 1,000 points, 500 rebounds, 100 assists, 100 steals and 50 blocks. A two-time Southeastern Conference Scholar Athlete of the Year in 2012 and 2013, Alverson was also named to the Allstate WBCA Good Works Community Service Team as a senior.

A native of Andalusia, Ala., and a graduate of Buford High School in Buford, Ga., Alverson earned a bachelor of science in biomedical sciences from Auburn in 2013 and a master's of science in sports management from Texas Tech in 2016.



LaSONDRA BARRETT

ASSISTANT COACH

LSU, 2011
1ST SEASON AT GEORGIA TECH

LaSondra Barrett joined the Georgia Tech women's basketball staff as an assistant coach in April 2022. Barrett arrived on The Flats after spending the last three seasons at Houston. She will work primarily with the post players.

A former all-American at LSU, Barrett brings a wealth of coaching experience to The Flats. She arrived at Houston in 2019-20 as the director of recruiting operations before being elevated to an assistant coach in 2020-21, working primarily with the post players. While with the Cougars, she helped lead the team to a pair of postseason WNIT appearances, advancing to the round of 16 this past season.

Prior to her stint at Houston, Barrett had coaching stops at Louisiana Tech (2018-19) and Florida International (2016-17), both as an assistant coach. In 2018-19 while at Louisiana Tech, Barrett helped tutor all-CUSA first team selection Kierra Anthony to a remarkable season, ranking first in the C-USA and fourth nationally in scoring.

A native of Jackson, Miss., Barrett was a four-year letterwinner at LSU (2009-12), playing for current Georgia Tech associate head coach Tasha Butts her senior season in 2011-12. Named the 2009 Southeastern Conference Freshman of the Year, Barrett also garnered all-SEC honors twice during her collegiate career. Following her junior and senior seasons, she was named a WBCA Honorable Mention All-America honoree. In her four seasons at LSU, she helped the Tigers to three NCAA Tournament appearances and finished with over 1,500 points and 800 rebounds in her career.

Barrett became the seventh player in LSU program history to be selected in the first round of the WNBA Draft, taken 10th overall by the Washington Mystics in 2012. For her outstanding career, she was named LSU's 2016 SEC Women's Legend. Following LSU, Barrett played three seasons professionally – one season in Israel and two in Australia.

After her professional career, Barrett returned to LSU and spent two seasons (2014-16) as the director of player personnel. In that role, she was responsible for all non-conference scheduling, academic and alumni relations.

Barrett graduated from LSU in 2011 with a bachelor's degree in sports administration with an emphasis in business commerce. She earned her master's degree in sports management in 2016.

ASSISTANT COACHES & STAFF



ASHLEE VILLARREAL

DIRECTOR OF OPERATIONS

TEXAS TECH, 2017
4TH SEASON AT GEORGIA TECH

Ashlee Villarreal joined the Georgia Tech women's basketball staff in June 2019 as the director of basketball operations. Villarreal arrived on The Flats from Central Michigan, where she spent the 2018-19 season in the same role.

At Georgia Tech, Villarreal is responsible for team travel, coordinating team and staff calendars, scheduling facilities, managing equipment and team apparel, oversees team managers and graduate managers, and coordinates team meals. Additionally, she helps coordinate the annual team budget with the head coach. Villarreal also assists with all team camps during the summer and duties as assigned by the head coach.

Villarreal spent the 2018-19 season in the same role at Central Michigan University, where she coordinated travel logistics, game day operations and assisted with marketing, managing the budget and compliance regulations. A 2017 graduate of Texas Tech with a bachelor of science in sport management, Villarreal served as a graduate assistant for the Red Raiders for the 2017-18 season after graduation. While a Red Raider, Villarreal assisted in recruiting operations, scheduling, student manager operations and compliance logistics. A basketball letterwinner at Western Texas College (2014-15), she earned a master's degree in sport management from Texas Tech in 2019.



GREG CALLAN

DIRECTOR OF SCOUTING AND VIDEO OPERATIONS

COLORADO, 2020
1ST SEASON AT GEORGIA TECH

Greg Callan joined the Georgia Tech women's basketball staff as director of scouting and video operations in September 2022.

With over eight years of experience in video production, Callan spent last year as the girls' varsity head basketball coach at United Nations International School. Prior to his head coaching role, he was the digital media specialist at Democracy Prep Public Schools, producing, shooting and editing all promotional videos and photography for the charter school network.

During the summers since 2002, he has served as a video coordinator and support staff member for USA Basketball. With the national organization, Callan assisted with daily operational needs and game film. Callan began his career in video production as the video coordinator at the University of Colorado from 2007-11.

He earned a bachelor of arts in political science from the University of Colorado in 2020.



CALEB CURRIER

DIRECTOR OF RECRUITING OPERATIONS

TENNESSEE, 2019
1ST SEASON AT GEORGIA TECH

Caleb Currier joined the Georgia Tech women's basketball staff as director of recruiting operations in May 2022.

A native of Onida, South Dakota, Currier worked with the University of Tennessee women's basketball program as a graduate assistant from 2019-2021. In his role, Currier developed, implemented and maintained recruiting strategies and databases to support the coaching staff in all recruiting operations. He also assisted with the organization of summer and on-campus recruiting operations. In addition to his recruiting efforts, he assisted in daily operations of the program including student managers oversight, alumni relations, equipment manager liaison and community outreach.

Currier joins the Yellow Jackets from the University of North Carolina where he served as a ticket office operations assistant since September 2021. While at UNC, he oversaw gameday ticket operations for women's lacrosse, women's soccer, women's basketball and baseball. Additionally, Currier assisted with men's basketball and Olympic sports, while providing daily customer service to donors, season ticket holders, fans and students.

A 2019 graduate at the University of Tennessee, Currier earned a bachelor of science in recreation and sport management with minors in business administration and communication studies. He continued his studies at Tennessee, earning a master of science in recreation and sport management in 2021. During his undergraduate education, Currier served as a student manager from 2016-19.



KYLEE SMITH

DIRECTOR OF CREATIVE CONTENT AND BRAND MANAGER

BELMONT, 2017
1ST SEASON AT GEORGIA TECH

Kylee Smith joined the Georgia Tech women's basketball staff as director of creative content and brand manager in August 2022.

Smith arrived on The Flats following a four-year professional basketball career overseas competing in Germany, Australia and Ireland from 2018-22. While overseas, Smith began her career with Weiterstadt Basketball SG (Dec. 2018-March 2019) before joining the Liffey Celtics Basketball Club in Sept. 2019, leading both programs offensively. Smith was a two-time most valuable player in South Australia with the Sturt Basketball Club (April 2019-March 2022). She then reached the highest level of professional basketball with the Adelaide Lightning in South Australia where she was a part of their practice squad in 2021.

In April 2020, she founded her own company, Joyfueled Social, where she helps small businesses grow their brand presence through social media. Smith's company focuses on creative strategy and development of social media marketing efforts, including full content creation, execution and analysis for clients.

Smith was a three-year letterwinner at Belmont University on the women's basketball team, helping the Bruins to an 82-19 record in three seasons, three NCAA Tournament appearances, three Ohio Valley Conference championships and the first-ever Belmont women's basketball national Top 25 ranking. A three-time all-OVC first team selection, Smith also excelled academically, being named to the Belmont Dean's List eight times and annually was placed on the OVC Commissioner's Honor Roll. In 2017, Smith was named the OVC Scholar-Athlete of the Year and CoSIDA Academic All-America.

Prior to Belmont, Smith played her freshman year at Vanderbilt appearing in all 31 games and helped the Commodores to the NCAA Tournament. She was tabbed to the SEC First Year Academic Honor Roll in 2013-14.

A native of Alpharetta, Ga., Smith graduated from Belmont University with a bachelor of business administration in 2017. She was a recipient of the Jim McKay NCAA Postgraduate Scholarship to continue her educational endeavors and earned a master's of sport administration from Belmont University in 2019.



BECCA BORNHORST

ASSISTANT DIRECTOR, EXTERNAL OPERATIONS/NIL LIAISON

BUTLER, 2013
1ST SEASON AT GEORGIA TECH

Becca Bornhorst joined the Georgia Tech women's basketball staff as the assistant director of external operations/NIL liaison in September 2022.

At Georgia Tech, Bornhorst will oversee the Buzzer Beaters program, alumni outreach and community service initiatives. She will also serve as the team's NIL (name, image and likeness) liaison.

Bornhorst arrived on The Flats after serving as the assistant athletic director for women's basketball at Xavier this past year. At Xavier, Bornhorst managed all team travel logistics, daily team schedules, community outreach and volunteer activities, and supervised graduate assistants. Additionally, she oversaw the team operating budget and served as the staff liaison with academics, alumni and donor relations, internal operations,

ASSISTANT COACHES & STAFF

compliance and marketing.

Prior to her stint at Xavier, Bornhorst spent three years at IUPUI as the director of women's basketball operations and creative services from 2018-21. During her time at IUPUI, she managed the team operating budget, travel, adidas allotment, student managers and community outreach. She served as the liaison with several departments including academics, compliance, facilities and alumni. Additionally, Bornhorst oversaw the team's social media and branding efforts.

Before transitioning to the administrative side of women's basketball, Bornhorst was a graduate assistant at Texas Tech (2017-18) and assistant women's basketball coach at Taylor University (2015-2016) before serving as the interim head coach from 2016-17.

A four-year women's basketball letterwinner at Butler (2009-13), Bornhorst was a team captain and an Atlantic 10 Academic Honor Roll recipient, as well as a three-time Horizon League Academic Honor Roll member. She graduated from Butler with a bachelor's degree in journalism in 2013 before earning a master's of sport management from Texas Tech in 2019.



LAUREN JAMES

GRADUATE MANAGER

TAYLOR UNIVERSITY, 2022
1ST SEASON AT GEORGIA TECH

Lauren James joined the Georgia Tech women's basketball staff as a graduate manager in August 2022.

A four-year letterwinner Taylor University, James appeared in 120 games for the Trojans. She averaged 15.6 points and 13.1 points per game her final two seasons and capped her collegiate career shooting 43.8 percent from the field and 42.6 percent from three-point distance. James surpassed the 1,000-career points mark her senior season, was tabbed NAIA third-team All-American as a junior and was a two-time All-Crossroads League first team honoree.

While with the Trojans, James also served as an assistant in the athletic department, working with the athletic director, sports information office and coaches. She has held two internship positions, most recently with the Indiana Pacers as an analytics intern where she compiled statistics and data for standardized reports. Previously, James was a research and development intern with the San Francisco 49ers.

James earned bachelor of science degrees in mathematics and computer science from Taylor University in 2022. She is currently pursuing a master's of science in analytics at Georgia Tech.



SHANNON JACKSON

PLAYER DEVELOPMENT COACH

AUBURN, 2012
2ND SEASON AT GEORGIA TECH

Shannon Jackson joined the Georgia Tech Athletic Association as a player development coach in July 2022. Jackson, who will work directly with women's basketball, comes to The Flats after serving as the director of strength and conditioning for Olympic sports at Jackson State University.

The Birmingham, Ala., native spent the last two years at Jackson State where she worked primarily with men's and women's basketball, volleyball and soccer. While with the Tigers, Jackson was responsible for program design and implementation, including aspects of strength, speed, agility and conditioning training. She designed sport-specific protocols to maximize athletes performance potential, while utilizing sports science technology and equipment.

Jackson was part of two NCAA Tournament appearances at Jackson State with women's basketball and volleyball. She also helped aid Jackson State to four regular season conference championships in men's basketball, women's basketball (two) and volleyball.

Prior to Jackson State, she worked as an assistant director for strength and conditioning from 2014-19 at Alabama State, where she held oversight of men's and women's basketball, volleyball and soccer. During her stint at Alabama State, the Hornets made back-to-back NCAA Tournament appearances in women's basketball and women's soccer, and three-straight postseason appearances in volleyball. The men's tennis program also captured its first conference championship in program history.

Jackson graduated from Auburn with a bachelor of education in exercise science in 2012 and a master's of education in exercise physiology in 2013.



RACHEL STEWART

ATHLETIC TRAINER

NORTH CAROLINA CENTRAL, 2013
6TH SEASON AT GEORGIA TECH

Rachel Stewart joined the Georgia Tech Athletic Association staff in June 2017 as the athletic trainer for women's basketball. She also works with the cheerleading team.

Stewart, who served as a graduate assistant athletic trainer at Tech for two years, returned to The Flats after a two year stint at Indiana University Purdue University Indianapolis (IUPUI). As an assistant athletic trainer at IUPUI from 2015-17, she was the primary medical provider for women's basketball and men's and women's golf.

Prior to her time at IUPUI, Stewart was on The Flats as a graduate assistant from 2013-15, directly overseeing softball in addition to assisting with daily treatments of all 16 teams. Stewart got her start in athletic training as a student athletic trainer at North Carolina Central University from 2011-13.

Stewart received her bachelor of science in athletic training from North Carolina Central in May 2013 and her masters of science in sports medicine from Georgia State in May 2015. Stewart is a member of the National Athletic Trainers Association and is licensed by the state of Georgia as an athletic trainer.

ADMINISTRATION



J BATT
DIRECTOR OF ATHLETICS
NORTH CAROLINA, 2003

Georgia Tech named J Batt director of athletics on Oct. 14, 2022. Batt comes to The Flats after departing the role of executive deputy director of athletics, chief operating officer, and chief revenue officer at the University of Alabama. He officially joined Georgia Tech on Oct. 24, 2022.

"We're excited to welcome J to Georgia Tech. His leadership experience at one of the most competitive programs in the nation and his extraordinary track record in fundraising and revenue generation will bring great value to Georgia Tech," said Georgia Tech President Ángel Cabrera. "As a former ACC student-athlete, J has a keen appreciation for what it takes for students to compete at the highest level while pursuing a degree at a top academic institution. He values and shares our culture of excellence and integrity and our commitment to student well-being and success. I look forward to working with him to secure and invest the resources necessary for a successful athletics program."

As athletic director at Georgia Tech, Batt will report directly to Cabrera and serve as a member of his cabinet. He will be responsible for planning, developing, administering, and advancing Georgia Tech's intercollegiate athletic programs, with a focus on building an environment that inspires and empowers student-athletes to be champions in academics, competition, and life.

"My family and I truly appreciate President Cabrera and his team for this opportunity, and we are incredibly excited to join the Georgia Tech family," said Batt. "I look forward to working with our student-athletes, coaches, staff, supporters, and fans to reach new heights, on and off the field, and to build on the rich tradition and history of this storied athletics department. We can't wait to become a part of the Atlanta community. Go Jackets!"

Batt was named the top candidate by Cabrera following a national search led by Parker Executive Search. The selection process included interviews with a committee comprised of a coach, senior athletics administrator, student-athlete, student-athlete alum, and faculty member who recommended a set of finalists for consideration by the president. The board of trustees of the Georgia Tech Athletic Association voted unanimously to approve Cabrera's proposal to appoint Batt.

According to Nick Saban, University of Alabama's head football coach, "Since arriving at Alabama, J has positively affected our program through the success of the Crimson Standard Initiative while being a trusted advisor to our athletic director, Greg Byrne, and an essential part of our administrative team. We set a vision for the future of Alabama Athletics and Alabama football through the Crimson Standard and J as well as his team delivered with impressive results."

University of Alabama President Stuart R. Bell added, "Georgia Tech has made an outstanding hire in J Batt. He is a rising leader within intercollegiate athletics and has made a great impact during his time at the University of Alabama. He is a proven administrator and fundraiser and will be a great ambassador for the Institute and the community."

Batt joined the University of Alabama Athletics team as senior associate athletic director in 2017. He was responsible for guiding revenue generating, including charitable giving, ticketing, Tide Pride, and other revenue sources. He was promoted to COO and senior deputy athletic director in 2021 and to executive deputy director, COO, and chief revenue officer in 2022. Batt oversaw the successful development, implementation, and launch of the Crimson Standard, Alabama Athletics' 10-year, \$600 million capital initiative. He also provided day-to-day leadership of the department as a member of the Athletics executive team and served as the sport administrator for men's basketball.

"J has been such a strong leader as part of our executive team at Alabama. He has incredible vision and has done an outstanding job overseeing many areas of the department, beginning with development when he arrived in 2017," said Byrne. "He has done a masterful job with the operations of the department. J has been involved in all of our major decisions and has provided constructive insight and feedback to make us better. His experience working directly with our student-athletes, our coaches and Athletics staff, university leadership, and fan base has prepared him well for this moment. We are thrilled for J, his wife, Leah, and boys, Fitz and Graham. Georgia Tech made a home-run hire with J."

Nate Oats, Alabama's head basketball coach, said, "I am extremely happy for J, Leah, and their boys for this opportunity. His work ethic, character, wisdom, and vision for the University of Alabama have been great assets to our men's basketball program, and we are thankful for everything he has done to help our team and staff. I think he is a perfect fit at Georgia Tech, and I'm excited to see what the future holds under his leadership."

Previously, Batt was senior associate athletic director at East Carolina University and executive director of the Pirate Club, a position he held from 2013 to 2017. As a member of the ECU athletics executive leadership team, Batt oversaw a development operation that increased total fundraising in 2016 by more than 60% over ECU's previous best year. He also served as an associate AD and executive director of the Terrapin Club for the University of Maryland from 2011 to 2013. He joined the Terrapin Club staff in 2009 and served as executive director beginning in September 2011. Before his tenure at Maryland, Batt worked in athletics fundraising at James Madison University, the College of William & Mary, and his alma mater, the University of North Carolina at Chapel Hill.

A member of the Tar Heels' 2001 NCAA champion men's soccer team, Batt graduated from UNC with a bachelor's degree in journalism and mass communications and a master's degree in sports administration.

ADMINISTRATION



JOELEEN AKIN
**SENIOR ASSOCIATE AD/
 STUDENT-ATHLETE DEVELOPMENT/SWA**
 KANSAS STATE, 1991

Joeleen Akin, a former Georgia Tech athletics staff member with more than 20 years of experience in college athletics, returned to Georgia Tech as associate athletics director for student-athlete development and senior woman administrator in July 2016.

Akin is a member of the Georgia Tech Athletic Association's executive leadership team, serves as the administrator for the Yellow Jackets' women's basketball, volleyball, men's and women's swimming and diving, golf and softball programs and oversees Tech's renowned Total Person Program.

In her first year back on The Flats, she helped enhance Georgia Tech's student-athlete development initiatives through the implementation of several new programs, including the first-ever Jackets Without Borders service trip to Costa Rica in August 2017. She has also spearheaded the student-athlete two day orientation program which is the leadership academy and Jump Start Jackets that are offered to Tech student-athletes.

Akin rejoined the Georgia Tech athletics administration after 13 years at nearby Agnes Scott College. She served as Agnes Scott's athletics director and physical education chair for 12 years (2003-15) before being promoted to associate dean for athletics and student activities in February 2015.

Prior to her 13-year tenure at Agnes Scott, she spent seven years at Georgia Tech as director of women's basketball operations (1996-98), marketing/operations manager (1998-99) and director of marketing (1999-2003).

During her 12 years as athletics director at Agnes Scott, an NCAA Division III institution in Decatur, Ga., Akin oversaw a program that produced eight NCAA Tournament teams and a coaching staff that earned 12 different coach-of-the-year recognitions. Under her direction, Agnes Scott student-athletes maintained a 3.0 cumulative grade point average and participated extensively in on- and off-campus service projects.

Akin's tenure at Agnes Scott was marked by innovation and vision. She created and implemented numerous student-athlete development and engagement initiatives at ASC, including a new student-athlete orientation program, Safe Zone training for student-athletes, coaches and staff and coordination of campus-wide academic resources for student-athletes.

Administratively, she developed a unique revenue-generation model that resulted in a 200-percent increase in the school's athletics budget and partnered with a national franchise Snap Fitness to bring a state-of-the-art fitness facility to campus at no cost to the college. She also coordinated with the school's communications department to create the now-trademarked tagline "Smart Women Sweat" to promote the Scotties' athletics programs.

In addition to her duties as athletics director and physical education chair, Akin was Agnes Scott's women's basketball coach from 2003-07 and was named the Great South Athletic Conference Coach of the Year in 2006. She also served as commissioner of the Great South Athletic Conference from 2011-16 and was a member of the NCAA Division III women's basketball committee and NCAA volleyball regional advisory committee from 2014-16.

Prior to her arrival at Georgia Tech in 1996, Akin also served as a sports marketing assistant at Auburn and NC State and as a member of the women's basketball staffs at UNC Wilmington and Kansas State.

A Kansas native, Akin earned bachelor's (1991) and master's (1993) degrees from Kansas State.

She and her husband, Charles, have two children: Bobbie and Ryan.

GT ATHLETICS EXECUTIVE LEADERSHIP TEAM



TODD STANSBURY
 Director of Athletics



AYO TAYLOR-DIXON
 Senior Associate A.D.
 External Operations



JOELEEN AKIN
 Senior Associate A.D.
 Student-Athlete Dev./SWA



DR. ANGELO GALANTE
 Senior Associate A.D.
 Sports Medicine/CMO



JIM HALL
 Associate V.P.
 Development (Athletics)



JEFF KEISLER
 Senior Associate A.D.
 Annual Giving & Engagement



PHYLLIS LABAW
 Senior Associate A.D.
 Student Services



BRAD STRICKLIN
 Senior Associate A.D.
 Administration and Finance/
 Chief Financial Officer

PLAYERS & STAFF

ADMINISTRATION



ÁNGEL CABRERA

INSTITUTE PRESIDENT

B.S./M.S., UNIVERSIDAD
POLITÉCNICA DE MADRID
M.S./PH.D., GEORGIA TECH

Ángel Cabrera is the 12th president of the Georgia Institute of Technology, a leading public research university that serves more than 44,000 students through top-ranked graduate and undergraduate programs in engineering, computing, science, business, design, and liberal arts.

As president during the Covid-19 pandemic, Cabrera led the Institute through one of the most critical times in its history to break records in student applications, enrollment, graduation rates, and research awards. A member of the Association of American Universities, Georgia Tech is one of the fastest-growing and most research-intensive universities in the United States, is the nation's No. 1 university for research and development funding among those without a medical school, and ranks among the top 20 overall.

Under Cabrera's leadership, the Institute launched Transforming Tomorrow: The Campaign for Georgia Tech in June 2022. A five-year, comprehensive campaign designed to bring Georgia Tech's new strategic plan to fruition, Transforming Tomorrow will seek to raise more than \$2 billion in an effort to bring unprecedented advancements to the Institute that will together have the power to shape the future. The strategic plan, which launched in November 2020 after an inclusive process involving thousands of community members, is grounded in a new mission statement to "develop leaders who advance technology and improve the human condition."

Cabrera came to Georgia Tech on Sept. 1, 2019, after serving for seven years as president of George Mason University (GMU) in Virginia. During his presidency, GMU doubled its research expenditures, joined the top tier of research universities in the Carnegie Classification, opened a campus in South Korea, and led the Commonwealth of Virginia in enrollment growth. Before leading GMU, Cabrera was president of the Thunderbird School of Global Management, now part of Arizona State University, and dean of IE Business School in Madrid.

Cabrera serves on the boards of the National Geographic Society, Harvard College Visiting Committee, Atlanta Committee for Progress, Metro Atlanta Chamber, and Bankinter Innovation Foundation in Spain. He has served on the board of the Federal Reserve Bank of Richmond, the advisory boards of Georgia Tech and Instituto Tecnológico de Monterrey, and the boards of three publicly traded companies. He was named a "Young Global Leader" by the World Economic Forum, a "Henry Crown Fellow" by the Aspen Institute, and a "Great Immigrant" by the Carnegie Corporation of New York, and has received honorary degrees from Miami Dade College and Universidad Politécnica de Madrid.

Cabrera holds an M.S. and Ph.D. in cognitive psychology from Georgia Tech, which he attended as a Fulbright Scholar, and a B.S. and M.S. in computer and electrical engineering from Universidad Politécnica de Madrid. He is the first native of Spain to lead an American university and the second Georgia Tech alumnus to lead the Institute.

Cabrera met his wife, Beth, while both were graduate students at Georgia Tech. A former management professor at Carlos III University in Madrid and Arizona State University, Beth Fraser Cabrera currently delivers leadership development programs for business executives. Their son, Alex, is also a Georgia Tech graduate and is now a Ph.D. student at Carnegie Mellon University. Their daughter, Emilia, is a graduate of Harvard University.



DR. JENNA JORDAN

FACULTY ATHLETICS REPRESENTATIVE

B.A., MILLS COLLEGE
M.A., STANFORD
PH.D., CHICAGO

President Ángel Cabrera named Jenna Jordan, associate professor and associate chair in the Sam Nunn School of International Affairs, as faculty athletics representative (FAR) to the Georgia Tech Athletic Association (GTAA) in May 2022.

The FAR serves as the liaison between the Institute and the Athletic Association on issues regarding rules compliance activities, new developments at the NCAA, and activities related to Atlantic Coast Conference (ACC) membership. This is a part-time administrative position appointed for a term of three years. Jordan will replace Mechanical Engineering Professor Baratunde Cola, who is taking a leave of absence from faculty and university responsibilities to lead Carbice, the Georgia Tech spin-off company he founded, through its next phase of growth.

"Professor Jordan is not just an accomplished scholar but an exemplary educator who cares deeply about the growth and well-being of our students," said Cabrera. "She has made a difference these past years as a faculty guide with the Stamps President's Scholars, and I have no doubt she will have a similar impact in supporting the academic experience of our student-athletes and serving as an effective liaison between our faculty and our athletic program."

Jordan has been a Georgia Tech faculty member since 2012. Her research focuses on terrorism and political violence, international security, cybersecurity, wargaming, organizational theory, and statecraft. Her work has been published by Stanford University Press and in International Security, Security Studies, Conflict Management and Peace Science, the Journal of Cybersecurity, and International Trends as well as The New York Times, The Atlantic, the Chicago Tribune, Foreign Policy, and The Washington Quarterly. She holds a Ph.D. in political science from the University of Chicago, an M.A. in political science from Stanford University, and a B.A. in international relations from Mills College.

"Serving as faculty athletics representative is a unique opportunity to address the challenges facing student-athletes, and I am excited to be able to help guide their experience at Georgia Tech," she said. "I recognize the importance of building bridges across the Institute, and I hope to create new opportunities to facilitate meaningful student-athlete interaction, continuing the efforts of my FAR predecessors who fiercely advocated for and mentored our student-athletes. And I will continue to foster a culture of mentorship and support among the faculty and our student-athletes."

Jordan's three-year term as FAR began July 1, 2022.



2021-22 SEASON REVIEW

2021-22 Results	28
Game-by-Game	29
Individual Stats	30
Superlatives	31
Box Scores	32-39
Cumulative Stats	40

2021-22 SEASON RESULTS

2021-22 Overall Record: 21-11, ACC 11-7

Home: 12-4 Away: 8-5 Neutral: 1-2

Yellow Jackets By The Numbers

Games leading GT in...

Scoring:

Lahtinen	8
Love	8
Strautmene	8
Hermosa	6
Cubaj	4
Bates	1

Rebounding:

Cubaj	25
Hermosa	3
Strautmene	3

Assists:

Cubaj	17
Lahtinen	14
Hermosa	3
Love	2
Bates	1
Carter	1
Strautmene	1

Games in Double Figure Scoring:

Hermosa	18
Cubaj	17
Lahtinen	17
Love	17
Strautmene	10
Bates	5
Carter	1

Games with 20+ points:

Cubaj	2
Hermosa	2
Lahtinen	2
Love	1
Strautmene	1

Games with 5+ assists:

Cubaj	17
Lahtinen	13
Hermosa	3
Love	2

Games with 3+ steals:

Lahtinen	6
Cubaj	5
Love	2
Hermosa	1
Strautmene	1

DATE	OPPONENT	SCORE	ATTEND	HIGH POINTS	HIGH REBOUNDS
11/9/21	at Central Michigan	W, 74-40	1480	(19) Strautmene	(9) Cubaj, Strautmene
11/11/21	Kennesaw State	W, 72-45	1474	(12) Cubaj	(15) Cubaj
11/14/21	Belmont	W, 58-45	1501	(17) Lahtinen	(14) Cubaj
11/17/21	at ETSU	W, 65-42	816	(17) Hermosa	(10) Hermosa
11/21/21	Auburn	L, 51-59	1769	(12) Lahtinen	(9) Hermosa
11/24/21	Hofstra	W, 65-32	1440	(15) Lahtinen	(11) Cubaj
12/1/21	at Purdue	L, 52-53	1539	(18) Strautmene	(20) Cubaj
12/5/21	at Georgia	W, 55-54	3220	(14) Hermosa, Love	(15) Cubaj
12/9/21	UConn	W, 57-44	4587	(15) Lahtinen	(13) Cubaj
12/12/21	Furman	W, 63-36	1574	(20) Strautmene	(14) Cubaj
12/19/21	Wake Forest*	W, 62-45	1667	(16) Hermosa, Love	(12) Cubaj
12/21/21	Boston U.	W, 78-49	1443	(19) Love	(14) Cubaj
1/2/22	Louisville*	L, 48-50	1918	(13) Strautmene	(16) Cubaj
1/9/22	Virginia*	W, 67-31	1841	(20) Hermosa	(11) Cubaj
1/11/22	at Pittsburgh*	W, 63-52	1286	(17) Lahtinen	(7) Cubaj
1/13/22	Florida State*	W, 68-64	1459	(24) Cubaj	(9) Cubaj
1/16/22	at Miami*	L, 45-46	1256	(12) Hermosa	(10) Cubaj
1/20/22	at Syracuse*	W, 65-55	746	(21) Hermosa	(13) Love
1/23/22	North Carolina*	W, 55-38	2357	(14) Strautmene	(11) Strautmene
1/27/22	Boston College*	W, 68-49	1528	(20) Love	(15) Cubaj
1/30/22	at Clemson*	W, 69-62	893	(16) Bates	(10) Cubaj
2/1/22	at Duke*	W, 59-46	1582	(15) Cubaj	(8) Love
2/7/22	at NC State*	L, 48-59	5500	(16) Love	(10) Cubaj
2/10/22	at Virginia Tech*	L, 63-73	1551	(21) Lahtinen	(14) Cubaj
2/13/22	Clemson*	W, 92-84 (ot)	2268	(26) Love	(9) Hermosa
2/17/22	Notre Dame*	L, 66-72 (ot)	3099	(24) Lahtinen	(15) Cubaj
2/20/22	Miami*	L, 39-51	2038	(12) Love	(12) Cubaj
2/24/22	at Florida State*	L, 63-65 (ot)	2364	(16) Strautmene, Lahtinen	(9) Cubaj
2/27/22	at Wake Forest*	W, 64-56	0	(18) Cubaj	(16) Cubaj
3/3/22	vs. Wake Forest	W, 45-40	5648	(16) Love	(8) Strautmene
3/4/22	vs. Notre Dame	L, 53-71	5682	(12) Strautmene	(11) Cubaj
3/18/22	vs. Kansas	L, 58-77	3449	(18) Strautmene	(11) Cubaj

* - Conference game

Georgia Tech's 2021-22 Record

Overall	W	L	PCT	ACC	W	L	PCT
All Games	21	11	.656	All Games	11	7	.611
Home	12	4	.750	Home	6	3	.667
Away	8	5	.615	Away	5	4	.556
Neutral	1	2	.333	Neutral	-	-	-

Last five games:

2-3

Last 10 games:

3-7

Largest margin of victory:

36 vs. Virginia (1/9/22)

Largest margin of defeat:

19 vs. Kansas (3/18/22)

Margins of Victory/Defeat

	1	2	3	4	5	6	7	8	9	10	11-19	20-29	30-39	40+
Won By	1			1	1		1	2		1	7	4	3	
Lost By	2	2				1		1		1	4			

Score By Quarters:

	1st (Avg.)	2nd (Avg.)	3rd (Avg.)	4th (Avg.)	OT (Avg.)	Total (Avg.)
Georgia Tech	15.9	12.3	16.4	15.5	9.0	60.9
Opponents	11.2	12.8	14.1	13.8	9.0	52.7

Attendance Summary

	Games	Totals	Average Per Game
Home	16	31963	1998
Away	13	22233	1710
Neutral	3		4926
Total	32	68975	2155

Record By Month

Month	W-L	(ACC W-L)
November	5-1	0-0
December	5-1	1-0
January	7-2	7-2
February	3-5	3-5
March	1-2	0-0

Record By Day Of Week

Day	W-L	(ACC W-L)
Sunday	9-4	6-3
Monday	0-1	0-1
Tuesday	4-0	2-0
Wednesday	2-1	
Thursday	6-3	3-3
Friday	0-2	
Saturday	0-0	

Record When...

Record When...	W-L
Leading at halftime	18-2
Trailing at halftime	2-8
Tied at halftime	1-1
In overtime games	1-2



2021-22 GAME-BY-GAME RESULTS

Date	Opponent	TOTAL		3-PTRS		FT-A	Pct	REBS						Pts
		FG-A	Pct	3FG-A	Pct			Tot	PF	A	TO	Blk	Stl	
N9	Georgia Tech	32-66	.485	2-14	.143	8-11	.727	40	16	21	5	2	6	74
	Central Michigan	12-47	.255	4-20	.200	12-14	.857	31	12	7	15	3	3	40
N11	Georgia Tech	26-64	.406	7-26	.269	13-20	.650	45	20	20	15	9	8	72
	Kennesaw State	18-54	.333	0-6	.000	9-18	.500	30	17	8	19	1	4	45
N14	Georgia Tech	21-56	.375	4-16	.250	12-16	.750	41	11	16	12	5	7	58
	Belmont	17-56	.304	6-21	.286	5-8	.625	32	17	9	14	0	6	45
N17	Georgia Tech	21-56	.375	6-16	.375	17-18	.944	48	12	16	13	7	8	65
	ETSU	12-53	.226	5-21	.238	13-14	.929	30	16	8	12	2	10	42
N21	Georgia Tech	19-54	.352	2-11	.182	11-19	.579	39	18	12	15	5	3	51
	Auburn	22-54	.407	5-14	.357	10-14	.714	29	20	9	9	1	7	59
N24	Georgia Tech	24-51	.471	9-20	.450	8-15	.533	42	8	14	20	4	11	65
	Hofstra	14-51	.275	2-14	.143	2-6	.333	26	16	8	21	1	11	32
D1	Georgia Tech	19-55	.345	3-17	.176	11-20	.550	45	22	14	18	2	3	52
	Purdue	18-51	.353	2-11	.182	15-21	.714	27	20	13	13	4	6	53
D5	Georgia Tech	21-57	.368	4-13	.308	9-18	.500	44	9	10	16	5	5	55
	Georgia	23-64	.359	4-8	.500	4-6	.667	37	14	11	11	5	3	54
D9	Georgia Tech	22-58	.379	5-18	.278	8-16	.500	37	7	15	10	8	6	57
	UConn	18-58	.310	2-15	.133	6-9	.667	37	16	11	16	4	6	44
D12	Georgia Tech	22-61	.361	11-33	.333	8-18	.444	46	12	18	12	8	10	63
	Furman	13-53	.245	6-22	.273	4-7	.571	36	18	8	17	2	5	36
D19	Georgia Tech	27-59	.458	6-19	.316	2-4	.500	34	15	20	13	1	11	62
	Wake Forest	17-51	.333	4-14	.286	7-13	.538	33	11	7	17	0	7	45
D21	Georgia Tech	29-64	.453	8-25	.320	12-18	.667	44	11	19	5	6	3	78
	Boston U.	17-52	.327	3-16	.188	12-16	.750	26	15	8	9	2	2	49
J2	Georgia Tech	15-46	.326	8-17	.471	10-18	.556	34	15	12	22	1	6	48
	Louisville	19-52	.365	5-16	.313	7-16	.438	36	17	9	17	6	10	50
J9	Georgia Tech	24-59	.407	5-17	.294	14-17	.824	43	7	16	9	6	10	67
	Virginia	11-48	.229	4-13	.308	5-6	.833	29	14	8	18	3	3	31
J11	Georgia Tech	21-51	.412	9-21	.429	12-14	.857	30	14	14	14	4	7	63
	Pittsburgh	20-52	.385	5-13	.385	7-14	.500	35	17	9	17	2	7	52
J13	Georgia Tech	26-57	.456	4-12	.333	12-18	.667	33	11	14	11	5	6	68
	Florida State	25-65	.385	6-15	.400	8-8	1.000	36	22	11	12	2	4	64
J16	Georgia Tech	16-56	.286	2-13	.154	11-12	.917	40	11	12	15	4	5	45
	Miami	19-48	.396	4-16	.250	4-7	.571	31	18	11	15	3	10	46
J20	Georgia Tech	23-50	.460	2-12	.167	17-22	.773	48	17	13	26	5	7	65
	Syracuse	22-67	.328	4-20	.200	7-8	.875	27	20	9	14	1	11	55
J23	Georgia Tech	21-54	.389	6-17	.353	7-8	.875	38	16	14	13	8	6	55
	North Carolina	16-55	.291	3-13	.231	3-11	.273	35	15	7	15	3	6	38
J27	Georgia Tech	28-61	.459	6-16	.375	6-9	.667	45	14	24	16	6	7	68
	Boston College	17-56	.304	4-15	.267	11-14	.786	28	12	10	15	4	8	49
J30	Georgia Tech	25-42	.595	8-17	.471	11-17	.647	29	21	16	15	1	3	69
	Clemson	24-57	.421	5-20	.250	9-15	.600	29	20	11	10	1	7	62
F1	Georgia Tech	25-66	.379	5-12	.417	4-8	.500	37	6	15	4	4	2	59
	Duke	19-53	.358	5-16	.313	3-4	.750	35	7	9	11	5	3	46
F7	Georgia Tech	20-57	.351	3-17	.176	5-6	.833	30	9	7	15	5	8	48
	NC State	25-58	.431	3-10	.300	6-6	1.000	39	9	7	14	1	8	59
F10	Georgia Tech	26-61	.426	9-22	.409	2-2	1.000	29	9	16	10	1	4	63
	Virginia Tech	27-51	.529	9-15	.600	10-14	.714	30	7	16	8	0	6	73
F13	Georgia Tech	36-65	.554	6-21	.286	14-19	.737	37	18	26	13	0	2	92
	Clemson	29-62	.468	9-21	.429	17-23	.739	27	21	7	12	2	5	84
F17	Georgia Tech	23-63	.365	9-24	.375	11-17	.647	35	12	16	11	5	11	66
	Notre Dame	30-70	.429	5-18	.278	7-14	.500	49	14	19	16	7	8	72
F20	Georgia Tech	14-49	.286	3-16	.188	8-13	.615	38	15	7	22	1	4	39
	Miami	21-51	.412	4-11	.364	5-9	.556	30	16	11	14	2	11	51
F24	Georgia Tech	26-59	.441	4-11	.364	7-9	.778	36	22	17	18	2	7	63
	Florida State	22-59	.373	4-13	.308	17-23	.739	35	16	16	15	3	6	65
F27	Georgia Tech	27-56	.482	2-14	.143	8-13	.615	42	10	15	13	4	2	64
	Wake Forest	22-57	.386	8-18	.444	4-8	.500	24	15	13	9	1	4	56
M3	Georgia Tech	17-46	.370	4-17	.235	7-18	.389	42	10	10	19	8	3	45
	Wake Forest	14-64	.219	3-18	.167	9-15	.600	43	15	5	10	1	12	40
M4	Georgia Tech	18-60	.300	9-24	.375	8-10	.800	36	12	15	13	3	3	53
	Notre Dame	29-56	.518	10-27	.370	3-6	.500	33	14	15	13	4	6	71
M18	Georgia Tech	24-62	.387	7-21	.333	3-6	.500	34	14	11	13	6	5	58
	Kansas	30-62	.484	5-14	.357	12-17	.706	40	15	13	10	6	5	77

2021-22 REVIEW

2021-22 SUPERLATIVES

		Georgia Tech	Opponent
Points 1st Quarter	High	28, ETSU (11/17)	22, at Virginia Tech (2/10)
	Low	4, Miami (2/20)	3, Louisville (1/2)
Points 2nd Quarter	High	22, Boston U. (12/21)	21, vs. Kansas (3/18)
	Low	4, vs. Wake Forest (3/3/22)	4, Belmont (11/14)
Points 3rd Quarter	High	27, Boston U. (12/21)	30, Clemson (2/13)
	Low	7, at NC State (2/7)	5, twice
Points 4th Quarter	High	25, at Virginia Tech (2/10)	24, at Pitt (1/11)
	Low	4, at Miami (1/16)	5, UConn (12/9)
Total Points	High	92, Clemson (2/13)	84, Clemson (2/13)
	Low	39, Miami (2/20)	31, Virginia (1/9)
Field Goals Made	High	36, Clemson (2/13)	30, twice
	Low	14, Miami (2/20)	11, Virginia (1/9)
Field Goals Attempted	High	66, twice	70, Notre Dame (2/17)
	Low	42, at Clemson (1/30)	47, at Central Michigan (11/9)
3-Point FGM	High	11, Furman (12/12)	10, Notre Dame (3/4)
	Low	2, five times	0, Kennesaw State (11/11)
3-Point FGA	High	33, Furman (12/12)	27, Notre Dame (3/4)
	Low	11, twice	6, Kennesaw State (11/11)
Free Throws Made	High	17, twice	17, twice
	Low	2, twice	2, Hofstra (11/24)
Free Throws Att.	High	22, at Syracuse (1/20)	23, at Florida State (2/24)
	Low	2, at Virginia Tech (2/10)	4, at Duke (2/1)
Free Throw Pct.	High	1.000, at Virginia Tech (2/10)	1.000, twice
	Low	.389, vs. Wake Forest (3/3)	.273, North Carolina (1/23)
Offensive Rebounds	High	17, Furman (12/12)	16, vs. Wake Forest (3/3)
	Low	3, twice	3, twice
Defensive Rebounds	High	35, North Carolina (1/23)	38, Notre Dame (2/17)
	Low	20, Pitt (1/11)	16, Syracuse (1/20)
Total Rebounds	High	48, twice	49, Notre Dame (2/17)
	Low	29, twice	24, at Wake Forest (2/27)
Assists	High	26, Clemson (2/13)	19, Notre Dame (2/17)
	Low	7, twice	5, vs. Wake Forest (3/3)
Blocked Shots	High	8, Kennesaw State (11/11)	7, Notre Dame (2/17)
	Low	0, Clemson (2/13)	0, multiple times
Steals	High	11, multiple times	12, vs. Wake Forest (3/3)
	Low	2, multiple times	2, Boston U. (12/21)
Turnovers	High	26, at Syracuse (1/20)	21, Hofstra (11/24)
	Low	4, at Duke (2/1)	8, at Virginia Tech (2/10)
Personal Fouls	High	22, twice	22, Florida State (1/13)
	Low	6, at Duke (2/1)	7, twice

2021-22 SEASON RESULTS



2021-22 Georgia Tech Women's Basketball Combined Team Statistics All games

Page 1/1
as of Mar 19, 2022

Game Records

Record	Overall	Home	Away	Neutral
ALL GAMES	21-11	12-4	8-5	1-2
CONFERENCE	11-7	6-3	5-4	0-0
NON-CONFERENCE	10-4	6-1	3-1	1-2

Score by Periods

Team	1st	2nd	3rd	4th	OT	TOT
Georgia Tech	510	394	524	495	27	1950
Opponents	357	408	451	442	27	1685

Team Box Score

No.	Player	Total			3-Point			F-Throw		Rebounds				Other								
		GP-GS	MIN	AVG	FG-FGA	FG%	3FG-3FGA	3FG%	FT-FTA	FT%	OFF	DEF	TOT	AVG	PF	DQ	A	TO	BLK	STL	PTS	AVG
31	LAHTINEN, Lotta-Maj	31-31	1033:57	33.4	118-329	.359	42-136	.309	60-87	.690	20	80	100	3.2	61	1	130	92	2	43	338	10.9
20	HERMOSA, Nerea	32-32	1019:45	31.9	145-288	.503	0-0	.000	48-59	.814	67	111	178	5.6	55	1	58	61	36	26	338	10.6
24	LOVE, Eyllia	32-31	959:44	30.0	129-309	.417	23-57	.404	56-95	.589	46	107	153	4.8	88	2	48	82	16	19	337	10.5
13	CUBAJ, Lorela	32-32	1074:03	33.6	129-307	.420	4-23	.174	59-88	.670	66	290	356	11.1	67	1	136	66	41	44	321	10.0
45	STRAUTMANE, Digna	30-23	821:56	27.4	96-222	.432	46-128	.359	20-29	.690	51	108	159	5.3	59	1	43	49	36	18	258	8.6
3	BATES, Sarah	31-8	719:32	23.2	58-178	.326	52-163	.319	6-10	.600	13	34	47	1.5	26	0	31	18	3	12	174	5.6
00	MCQUEEN, Loyal	3-3	78:19	26.1	5-19	.263	2-9	.222	2-2	1.000	1	5	6	2.0	4	0	6	2	0	2	14	4.7
15	CARTER, Avyonce	30-0	335:02	11.2	33-99	.333	1-24	.042	31-53	.585	29	40	69	2.3	25	0	11	23	1	13	98	3.3
10	BULANE, Elizabete	23-0	206:48	9.0	14-42	.333	8-25	.320	5-10	.500	1	14	15	0.7	9	0	13	17	0	9	41	1.8
11	WONE ARANAZ, Aixa	28-0	189:33	6.8	9-22	.409	0-1	.000	5-8	.625	13	10	23	0.8	26	0	9	17	3	2	23	0.8
33	HARRISON, Carmyn	11-0	32:15	2.9	2-3	.667	0-0	.000	4-8	.500	4	5	9	0.8	4	0	0	2	3	1	8	0.7
14	CLARK, Anisa	3-0	04:07	1.4	0-3	.000	0-3	.000	0-0	.000	0	0	0	0.0	0	0	0	0	0	0	0	0.0
Team											48	78	126					17				
Total		32	6475		738-1821	.405	178-569	.313	296-449	.659	359	882	1241	38.8	424	6	485	446	141	189	1950	60.9
Opponents		32	6475		642-1787	.359	148-504	.294	253-384	.659	286	759	1045	32.7	496	10	323	438	82	210	1685	52.7

Team Statistics

	GATECH	OPP
Scoring	1950	1685
Points per game	60.9	52.7
Scoring margin	+8.3	-
Field goal-att	738-1821	642-1787
Field goal pct	.405	.359
3 point fg-att	178-569	148-504
3-point FG pct	.313	.294
3-pt FG made per game	5.6	4.6
Free throws-att	296-449	253-384
Free throw pct	.659	.659
F-Throws made per game	9.3	7.9
Rebounds	1241	1045
Rebounds per game	38.8	32.7
Rebounding margin	+6.1	-
Assists	485	323
Assists per game	15.2	10.1
Turnovers	446	438
Turnovers per game	13.9	13.7
Turnover margin	-0.3	-
Assist/turnover ratio	1.1	0.7
Steals	189	210
Steals per game	5.9	6.6
Blocks	141	82
Blocks per game	4.4	2.6
Winning streak	0	-
Home win streak	0	-
Attendance	31963	22233
Home games-Avg/Game	16-1998	13-1710
Neutral site-Avg/Game	-	3-3777

Team Results

Date	Opponent	Score	Att.
11/09/2021	at Central Mich.	W 74-40	1480
11/11/2021	Kennesaw St.	W 72-45	1474
11/14/2021	Belmont	W 58-45	1501
11/17/2021	at ETSU	W 65-42	816
11/21/2021	Auburn	L 51-59	1769
11/24/2021	Hofstra	W 65-32	1440
12/01/2021	at Purdue	L 52-53	1539
12/05/2021	at Georgia	W 55-54	3220
12/09/2021	UConn	W 57-44	4587
12/12/2021	Furman	W 63-36	1574
12/19/2021	Wake Forest	W 62-45	1667
12/21/2021	Boston U.	W 78-49	1443
01/02/2022	Louisville	L 48-50	1918
01/09/2022	Virginia	W 67-31	1841
01/11/2022	at Pittsburgh	W 63-52	1286
01/13/2022	Florida St.	W 68-64	1459
01/16/2022	at Miami (FL)	L 45-46	1256
01/20/2022	at Syracuse	W 65-55	746
01/23/2022	North Carolina	W 55-38	2357
01/27/2022	Boston College	W 68-49	1528
01/30/2022	at Clemson	W 69-62	893
02/01/2022	at Duke	W 59-46	1582
02/07/2022	at NC State	L 48-59	5500
02/10/2022	at Virginia Tech	L 63-73	1551
02/13/2022	Clemson	Wot 92-84	2268
02/17/2022	Notre Dame	Lot 66-72	3099
02/20/2022	Miami (FL)	L 39-51	2038
02/24/2022	at Florida St.	Lot 63-65	2364
02/27/2022	at Wake Forest	W 64-56	0
03/03/2022	vs Wake Forest	W 45-40	5648
03/04/2022	vs Notre Dame	L 53-71	5682
03/18/2022	vs Kansas	L 58-77	0

2021-22 REVIEW



HISTORY

Year-by-Year Records	42
Year-by-Year Results	43-50
All-time Letterwinners and Coaches	51-52
All-time Series History	53-54
GT vs. the Conferences	55-56
Fortner vs. Opponents	57
Series History	58-68
Rankings History	69-70
ACC Tournament Results	71
Post-season Results	72
Honors and Awards	73-76
#ProJackets	77

YEAR BY YEAR RECORDS

YEAR	COACH	OVERALL	ACC/FINISH*	ACC TOURN.	HOME	AWAY	NEUTRAL	POSTSEASON
1974-75	Jim Culpepper	6-16						
1975-76	Jim Culpepper	2-24						
1976-77	Jim Culpepper	19-8						
1977-78	Jim Culpepper	23-4						
1978-79	Jim Culpepper	18-8						
1979-80	Jim Culpepper	2-23	1-7/7th	0-1	1-9	0-12	1-2	
Culpepper Totals (6 years)		70-83 (.458)	1-7 (.125)	0-1 (.000)	1-9 (.100)	0-12 (.000)	1-2 (.333)	
1980-81	Benny Dees	8-19	1-6/7th	0-1	3-10	3-8	2-1	
Dees Totals (1 year)		8-19 (.296)	1-6 (.143)	0-1 (.000)	3-10 (.231)	3-8 (.273)	2-1 (.667)	
1981-82	Bernadette McGlade	9-16	2-9/7th	0-1	7-8	2-7	0-1	
1982-83	Bernadette McGlade	10-19	2-11/7th	0-1	5-7	1-9	3-3	
1983-84	Bernadette McGlade	9-19	1-13/8th	0-1	6-7	2-10	1-2	
1984-85	Bernadette McGlade	11-16	0-14/8th	0-1	8-8	2-9	1-1	
1985-86	Bernadette McGlade	10-17	1-13/8th	0-1	8-8	2-8	0-1	
1986-87	Bernadette McGlade	14-13	5-9/6th	0-1	8-5	4-7	2-1	
1987-88	Bernadette McGlade	11-16	3-11/7th	0-1	6-7	4-8	1-1	
McGlade Totals (7 years)		74-116 (.389)	14-80 (.149)	0-7 (.000)	48-50 (.490)	17-58 (.227)	8-10 (.444)	
1988-89	Agnus Berenato	14-14	5-9/6th	0-1	9-6	2-6	3-2	
1989-90	Agnus Berenato	13-17	4-10/6th	0-1	6-5	3-10	4-2	
1990-91	Agnus Berenato	15-13	3-11/7th	0-1	8-5	4-6	3-2	
1991-92	Agnus Berenato	20-13	6-10/7th	2-1	6-5	6-7	8-1	3-0 (NWIT Champs)
1992-93	Agnus Berenato	16-11	8-8/4th	0-1	10-3	5-6	1-2	0-1 (NCAA 1st Rd.)
1993-94	Agnus Berenato	12-15	5-11/7th	0-1	7-6	5-8	0-1	
1994-95	Agnus Berenato	14-16	5-11/6th	0-1	8-6	5-8	1-2	
1995-96	Agnus Berenato	14-13	5-11/8th	0-1	10-4	2-8	2-1	
1996-97	Agnus Berenato	15-12	7-9/7th	0-1	10-4	5-7	0-1	
1997-98	Agnus Berenato	11-17	3-13/8th	1-1	6-8	4-8	1-1	
1998-99	Agnus Berenato	13-14	6-10/6th	0-1	9-6	4-6	0-2	
1999-00	Agnus Berenato	17-14	7-9/6th	1-1	9-6	7-6	1-2	2-1 (WNIT 3rd Rd.)
2000-01	Agnus Berenato	14-15	5-11/8th	0-1	9-6	5-7	0-2	0-1 (WNIT 1st Rd.)
2001-02	Agnus Berenato	15-14	7-9/5th	0-1	8-6	6-5	1-3	0-1 (WNIT 1st Rd.)
2002-03	Agnus Berenato	20-11	8-8/4th	1-1	14-3	4-6	2-2	0-1 (NCAA 1st Rd.)
Berenato Totals (15 years)		223-209 (.516)	84-150 (.359)	5-15 (.250)	129-79 (.620)	67-104 (.392)	27-26 (.509)	5-5 (.500)
2003-04	MaChelle Joseph	14-15	5-11/8th	0-1	8-4	4-8	2-3	
2004-05	MaChelle Joseph	13-14	4-10/8th	0-1	10-6	3-6	0-2	
2005-06	MaChelle Joseph	14-15	2-12/11th	1-1	11-5	2-8	1-2	
2006-07	MaChelle Joseph	21-12	9-5/6th	1-1	13-3	6-6	2-3	1-1 (NCAA 2nd Rd.)
2007-08	MaChelle Joseph	22-10	7-7/5th	1-1	14-2	7-6	1-2	0-1 (NCAA 1st Rd.)
2008-09	MaChelle Joseph	22-10	8-6/5th	0-1	13-2	5-5	4-3	1-1 (NCAA 2nd Rd.)
2009-10	MaChelle Joseph	23-10	8-6/4th	1-1	12-2	8-6	3-2	0-1 (NCAA 1st Rd.)
2010-11	MaChelle Joseph	24-11	9-5/4th	2-1	14-3	6-4	4-4	1-1 (NCAA 2nd Rd.)
2011-12	MaChelle Joseph	26-9	12-4/3rd	2-1	10-3	10-2	6-4	2-1 (NCAA Sweet 16)
2012-13	MaChelle Joseph	14-16	7-11/t-7th	0-1	7-8	5-6	2-2	
2013-14	MaChelle Joseph	20-12	9-7/7th	1-1	11-4	5-6	4-2	0-1 (NCAA 1st Rd.)
2014-15	MaChelle Joseph	19-15	7-9/t-9th	1-1	11-6	6-6	2-3	1-1 (WNIT 2nd Rd.)
2015-16	MaChelle Joseph	20-13	8-8/t-7th	1-1	13-5	5-6	2-2	1-1 (WNIT 2nd Rd.)
2016-17	MaChelle Joseph	22-15	5-11/10th	1-1	16-5	3-9	3-1	5-1 (WNIT Finals)
2017-18	MaChelle Joseph	20-14	6-10/10th	1-1	15-3	3-9	2-2	2-1 (WNIT 3rd Rd.)
2018-19	MaChelle Joseph**	17-13	7-9/9th	0-1	11-3	3-8	3-2	
Joseph Totals (16 years)		311-201 (.607)	113-129 (.463)	13-15 (.448)	189-63 (.747)	81-103 (.438)	41-38 (.513)	14-11 (.560)
2019-20	Neill Fortner	20-11	10-8/7th	1-1	10-4	7-4	3-3	Canceled
2020-21	Neill Fortner	17-9	12-6/3rd	1-1	9-3	5-4	3-2	2-1 (NCAA Sweet 16)
2021-22	Neill Fortner	21-11	11-7/6th	1-1	12-4	8-5	1-2	0-1 (NCAA 1st Rd.)
Fortner Totals (3 years)		58-31 (.652)	33-21 (.611)	3-3 (.500)	31-11 (.738)	20-13 (.606)	7-7 (.500)	2-1 (.666)
1975-2022 Team Totals		744-662 (.529)	246-395 (.384)	21-43 (.328)	401-223 (.643)	188-296 (.388)	86-85 (.503)	21-18 (.538)

*ACC Regular Season Only

**-Mark Simons served as acting head coach for the final three games of the 2018-19 season

HISTORY

GEORGIA TECH RECORDS				MILESTONE WINS			
Overall	744-662 / .529 (48 years)			Win	Date	Opponent	Score
Division I	676-602 / .529 (43 years)			1	1974-75	Gordon	51-33
Division III	68-60 / .531 (5 years)			50	1977-78	Tift	85-69
ACC	246-395 / .384 (41 years)			100	12/17/83	Georgia State	80-43
First Wins				150	2/10/88	Auburn-Montgomery	89-72
Win	Date	Opponent	Score	200	12/11/91	Florida State	70-68
ACC	11/25/79	Wake Forest	94-67	250	1/5/95	Maryland	82-59
ACC Road	1/31/82	Wake Forest	64-53	300	11/28/98	Weber State	81-46
ACC Tourney	3/7/92	Maryland	68-67	350	1/17/02	North Carolina	81-62
Postseason	3/28/92	Wis.-Green Bay (NWIT)	78-77	400	1/23/05	Miami	62-46
NCAA Tourney	3/17/07	DePaul	55-54	450	1/2/08	Jackson State	79-42
				500	2/5/10	Maryland	61-60
				550	2/26/12	Clemson	62-50
				600	1/8/15	Boston College	80-77
				650	11/10/17	Appalachian State	75-41
				700	2/6/20	Pittsburgh	77-48


YEAR BY YEAR RESULTS

- 55. Carmichael Arena, Chapel Hill, N.C.
- 56. LIU Turkey Classic, Brooklyn, N.Y.
- 57. Puerto Rico Classic, San Juan, Puerto Rico
- 58. Maravich Arena, Baton Rouge, La. - NCAA First Round
- 59. Gulf Coast Showcase, Naples, Fla.
- 60. Cancun Challenge, Cancun, Mexico
- 61. WNIT, Atlanta, Ga.
- 62. Junkanoo Jam, Bimini, Bahamas
- 63. ACC Tournament, Conway, S.C.
- 64. WNIT, Detroit, Mich. (Callihan Hall)
- 65. WNIT, Alabama, Ala. (Coleman Coliseum)
- 66. West Palm Invitational, West Palm Beach, Fla.
- 67. Coqui Classic, San Juan, Puerto Rico
- 68. NCAA Tournament, San Antonio, Texas
- 69. NCAA Tournament, Stanford, Calif.

Georgia Tech Records-at-a-Glance

Overall	744-662 (.529)
vs. ACC	246-387 (.389)
in ACC Tournament	22-43 (.338)
in Home games	401-227 (.639)
in Away games	181-296 (.379)
in Neutral games	86-85 (.503)
in WNIT/NWIT (Seven Appearances)	14-7
in NCAA (11 Appearances)	7-11
vs. Ranked Opponents	47-289
vs. Top-10 Opponents	12-150

ALL-TIME LETTERWINNERS AND COACHES



A

Adams, LaQuanisha	2009-12*
Alligood, Donna	1981-82*
Ancora, Giuliett	2005-06*
Andrews, Lilliann	2016
Aranaz, Aixa Wone	2020-*
Ardossi, Brigitte	2007-10*
Avant, Val	1988*
Aves, Lindsey	1999-00*
Avram, Simina	2014-17*

B

Baldwin, Selena	1990-93*
Balogun, Elizabeth	2018-19*
Bärilin, Nina	2000-03*
Bates, Sarah	2019-22*
Bennett, Mo	2009-12*
Bivins, Shayla	2010-14
Blackmon, Tiffany	2007-10*
Blackshear, Kayla	2021-
Blain, Jasmine	2010-13
Boatner, Tamika	2000-02*
Boswell, Raeven	2022-
Boyd, Anaya	2020-21*
Brandt, Kate	1981-84*
Blalock, Tina	1981-83*
Bootz, Dolores	1985-88*
Brown, Breanna	2017-18*
Buchannon, Stacey	1994-95*
Buie, Angel	2007
Bulane, Elizabete	2021-22*
Butler, Niesha	1999-2002*

C

Caldwell, Devony	1990-93*
Carter, Michele	1984*
Carter, Avyonce	2020-*
Carson, Jasmine	2018-20*
Chandler, Jan	1977*
Chaney, Valerie	1998*
Chavis, Alesia	1979*
Cochran, Cindy	1982-85*
Coil, Susie	2002
Collier, Joya	1996*
Cook, Zutorya	2016-17
Corbitt, Leslie	1975
Crawford, Kim	1983-86*
Cryor, Ciani	2015-16*
Cubaj, Lorela	2017-22*
Cummings, Taja	2017-18*

D

Davis, Bronda	1990-91*
Davis, Carmen	1990-91-92*

Davis, Emily	1985-86*
Davis, Kaela	2014-15*
Delp, Mary Denise	1982*
Diouf, Anne Francoise	2016-20*
Dixon, Elizabeth	2018-19*
Donehew, Danielle	1997-2000*
Dortch, Kathy	1993-97*
Duggins, Anna Maria	1993-94*
Dunn, Kara	2022-

E

Ebert, Ashley	1999-2002*
Echols, Allison	1989-92*
Edeferioka, Elo	2015-18*
Ehle, Tory	1984-87*
Ellison, Kymberly	2013-14*

F

Fails, Candi	1999*
Farmer, Jackie	1987*
Finney, Christie	1992-95*
Fischer, Angie	1990-93*
Fisher, Sara	1988*
Fletcher, Kierra	2017-21, 2021-22*
Fogdemark, Frida	2011-14*
Follrod, Debbie	1975
Ford, Kisha	1994-97*
Fortune, Martine	2015-19*
Foster, Becky	1989*
Foster, Deja	2008-11*
Fountain, Donnaizha	2014
Frick, Marguerite	1975-76
Foy, Betsy	1998*
Fulton, Tammy	1979*

G

Gabbard, Becky	1976
Gari, Irene	2015-16*
Garner, Erin	2015-16*
Gaspar, Sarah	1994-97*
Gernatt, Theresa	1988-91*
Giambruno, Mary	1980-82*
Gilreath, Jane	1981*
Gilstrap, Stacy	1977*
Gortnar, Tjasa	2012*
Goodlett, Sasha	2009-12*
Graves, Diane	1981*
Gregg, D'asia	2018-19*
Guerrant, Ashley	2003-05*
Guimaraes, Chelsea	2015-17*

H

Hamilton-Carter, Danielle	2010-13*
Harpring, Megan	2003-06*
Harrison, Carmyn	2021-*
Harrison, Nicole	1992*

Hartwell, Sarah	2012*
Heitmann, Deni	1975-76
Hemingway, Iasia	2008-09*
Hendershott, Jennifer	1978-81*
Hermosa, Nerea	2019-*
Higgs, Stephanie	2004-07*
Holston, Gabrielle	2014
Horton, Amy	2008
Howard, Aisha	1998*
Howard, Dejoria	2015-16*

I

Ingram, Jill	2005-08*
Isom, Megan	2002-04*

J

Jacobs, DeWayna	1989*
Jackson, Bianca	2022-
Jackson, Brittany	2013*
James, Janice	1984-85*
Jefferson, Daijah	2017-20*
Jicka, Mary Lou	1981-84*
Johnson, April	2003-04*
Jones, Angela	1985*
Jones, Harriett	1977*
Jones, De'Ashia	2015*
Josiah, Nia	2006-07

K

Kauffman, Joannah	1995-98*
Kauffman, Lara	1989-93*
Keener, Demieta	1992-95*
Kruppa, Jaime	1998-01*

L

Lahtinen, Lotta-Maj	2018-22*
Lamprey, Ruth	1986-87*
Langston, Lynn	1993*
Laudenslager, Rochelle	1980-83)*
Leachman, Jennifer	1983-85*
Lineberger, Debbie	1979-80*
Lingenfelder, Amy	2000*
Longo, Jane	1977-78*
Lopez, Teresa	1979-81*
Lounsbury, Karen	1989-92*
Love, Eyllia	2020-*
Lovett, Lisa	1977-80*

M

Mainland, Marlene	1985-88*
Mallory, Sorja	2000-03*
Malone, Anita	1982-84, 1986*
Marshall, Tyaunna	2011-14*
Marrell, Penny	1976
Martin, Tiffany	1994-97*

Martinez, Milli	1999-2002*
Matlock, Shea	1996-98*
Maye, Dawnn	2011-14*
McKenzie, Paula	1975
McCallum, Candice	1998-2000*
McClure, Terri	1975-77*
McDonald, Breana	2013
McQueen, Loyal	2020-21*
Miller, Julie	1975
Miller, Mandy	1987-88*
Mitchell, Daphne	2005-08*
Mitchell, Janie	2005-08*
Monroe, Maya	2002-04*
Montgomery, Alex	2008-11*
Montgomery, Kondaia	2018-20*
Moon, Hea Ju	1987-88*
Morelock, Janice	1977*
Morgan, Tonie	2022-
Morris, Wendy	1979*
Moss, Shantrell	2005*
Munnion, Carla	1995-98*
Muir, Kelly	1997-99*

N

Neal, Ida	1986-89*
Ngoie-Hasahya, Sandra	2011*
Nnamaka, Chioma	2005-08*
Noguero, Ines	2022-
Novotny, Shelli	1996-98*
Nwora, Ronni	2019-21

O

O'Dell, Margaret	1975
O'Neil, Zaire	2014-18*

P

Pacariz, Jasmina	2001-04*
Pan, Francesca	2016-20*
Pardee, Janine	1976
Peresson, Antonia	2014-18*
Phillips, April	2006*
Phillips, Cheytoria	2003-06*
Pierce, Joyce	1991-93*
Portwood, Tina	1977*
Posey, Jamie	1978-81*
Potter, Tara	1989-90*
Pugh, Kaylan	2016-18*

Q

Quarterman, Valeria	1998*
---------------------	-------

R

Rainwater, Karen	1978-81*
Ray, Ellen	1975
Reinhardt, Robin	1975-78*

HISTORY

ALL-TIME LETTERWINNERS AND COACHES



Regins, Chelsea 2009-12*
 Rodd, Tonia 1986-89*
 Rogers, Roddrecka 2013-16*
 Rucker, Mary 1980-82, 1984*
 Ryan, Melinda 1978-80*

S

Samborsky, Sukie 1978*
 Sampson, Kristy 1977*
 Sauer, Lauren 2005-06*
 Scott, Chanin 2016-20*
 Seger, Kathy 1978-79*
 Shanklin, Kathy 1978*
 Siebenmorgan, Vicki 1977-79*
 Smith, Carol 1980*
 Smith, Dawn 1994-95-97*
 Stewart, Alex 2000-04*
 Stokes, Fallon 2001-04*
 Strautmane, Digna 2021-22*
Swartz, Cameron 2022-
 Sweeney, Cha'Ron 2016-17

T

Tate, Bonnie 1977-79*
 Tate, Regina 1998-02*
 Taylor, Nariah 2013-15*
 Taylor, Sharena 2010-13*
 Taylor, Tabasha 2002
 Terry, Kasha 2003-06*
 Thigpen, Carolyn 1975
 Tilford, Imani 2014-18*
 Trice, Simone 2008-09*
 Turner, Tabitha 2006-09*

V

Vuckovic, Katarina 2013-17*

W

Wagner, Sheila 1987-90*
 Walker, Marielle 1985-88*
 Walker, Nefertiti 2002*
 Wallace, Sydney 2012-15*
 Walthour, Metra 2009-12*
 Weinert, Kirsten 1983-86*
 Weiss, Aimee 1990-93*
 Wells, Kim 1985-87*
 White, Heather 1989-91*
 Whiteside, Aaliyah 2013-16*
 Wilkinson, Renee 1993-96*
 Williams, Jacqua 2006-09*
 Williams, Jessica 2003-06*
 Williams, Kenya 1996-99*
 Wilson, Kentrina 2004-07*
 Wilson, Yvonne 1993-94*
 Winn, Mallorie 2003-04*



Woodhull, LeeAnn 1980-83*
 Woolcock, Shaday 2008-09*

HEAD COACHES

Agnus Berenato 1988-2003
 James P. Culpepper, Jr. 1974-80
 Benny Dees 1980-81
Nell Fortner 2019-Present
 MaChelle Joseph 2004-19
 Bernadette McGlade 1981-88

ASSISTANT COACHES

(since 1981)
Blanche Alverson 2019-
LaSondra Barrett 2022-
 Agnus Berenato 1986-88
 Octavia Blue 2010-11
Tasha Butts 2019-
 Shelia Collins 1989-94
 Candy Cage 1997-01
 Kisha Ford 2002
 Deja Foster 2013
 Kim Gosnell 1993-95
 Russell Harrell 1988-89
 Gene Hill 2009-11
 Monique Holland 1997-01
 Mary Ann Ingram 1982-84
 Sadaia Jones 2006
 MaChelle Joseph 2002-03
 Lara Kauffman 1994-96
 Brenda Mock Kirkpatrick 2003-04
 Seth Kushkin 2006-07
 Jim Lewis 2011
 Mack McCarthy 2005
 Stephanie McCormick 2004
 Brandy Manning 2019-20
 Sytia Messer 2005-09; 2012-13
 Faye Young Miller 1988-93
 Mark Miller 1998-01
 Janie Mitchell 2012
 Teri Moren 2008-10
 Kevin Morrison 2015-18
 Rob Norris 2015-18
 Murrell Page 2020-22
 Sasha Palmer 2018-19
 Joyce Patterson 1984-85
 Jonneshia Pineda 2017-19
 Art Prevost 2004-05
 Sam Purcell 2011-13
 Debbie Richardson 1981-86, 1994-98
 Mark Simons 2007-08, 2018-19
 Lisa Stockton 1990-94
 Karen Turner 1985-88
 Michael Wholey 2013
 Jeffrey Williams 2002-03
 M.L. Willis 2013-17

GRADUATE ASSISTANTS

LaQuanarisha Adams 2012-14
 Mary Denkler 1984-85
 Danielle Donehew 2000-01
 Ashley Ebert 2003-04
 Julie Ehlers 1991-92
Lauren James 2022-
 Ann Lashley 1989-90
 April Phillips 2014
 Jonneshia Pineda 2015-17
 Jamie Posey 1981-84
 Metra Walthour 2014-15
 Katie Wilkins 2019-21

*Denotes Letterwinner
Bold denotes Active

ALL-TIME SERIES HISTORY

Team	W	L	First Meeting	Last Meeting	Team	W	L	First Meeting	Last Meeting
Alabama	2	5	1982-83	2017-18	Fresno State	1	0	2000-01	2000-01
Alabama A&M	1	0	2013-14	2013-14	Furman	9	2	1977-78	2021-22
Alabama State	7	0	2005-06	2018-19	George Washington	1	0	2018-19	2018-19
Alaska-Anchorage	0	1	1994-95	1994-95	Georgetown	1	1	2010-11	2011-12
Albany State	1	5	1975-76	1980-81	Georgia	8	36	1974-75	2021-22
Alcorn State	4	0	1991-92	2012-13	Georgia Baptist	5	1	1974-75	1977-78
American	0	2	1997-98	1998-99	Georgia College	3	1	1977-78	1978-79
Appalachian State	9	1	1988-89	2018-19	Georgia Southern	4	7	1979-80	2007-08
Arizona	2	0	1984-85	2009-10	Georgia Southwestern	4	0	1978-79	1982-83
Arkansas	0	2	1999-00	2004-05	Georgia State	29	11	1975-76	2020-21
Arkansas Little Rock	0	1	2009-10	2009-10	Gordon	2	0	1974-75	1974-75
Arkansas Pine Bluff	1	0	2005-06	2005-06	Grambling State	3	0	2004-05	2019-20
Arkansas State	1	0	2001-02	2001-02	Hampton	2	0	2009-10	2013-14
Armstrong State	4	1	1976-77	1978-79	Hawaii	1	0	1991-92	1991-92
Army	3	0	1991-92	2009-10	High Point	1	0	2015-16	2015-16
Atlanta Christian	4	0	1975-76	1975-76	Hofstra	4	0	1992-93	2021-22
Auburn	0	4	1975-76	2021-22	Houston	1	1	2018-19	2019-20
Auburn-Montgomery	4	0	1986-87	1989-90	Howard	1	0	1988-89	1988-89
Augusta College	1	8	1974-75	1978-79	Idaho State	1	0	2018-19	2018-19
Baylor	0	2	2011-12	2017-18	Illinois	2	0	1995-96	2013-14
Belmont	2	0	1997-98	2021-22	Indiana	0	1	2015-16	2015-16
Berry	0	5	1974-75	1981-82	Iona	1	0	1987-88	1987-88
Bethune Cookman	1	0	2017-18	2017-18	Iowa	2	0	2007-08	2008-09
Boise State	1	0	1989-90	1989-90	Iowa State	0	1	2007-08	2007-08
Boston College	15	7	1991-92	2021-22	IUPUI	1	0	2015-16	2015-16
Boston University	1	0	2021-22	2021-22	James Madison	1	0	2003-04	2003-04
Bowling Green	1	0	2010-11	2010-11	Jackson State	1	0	2007-08	2007-08
Bryan	4	0	1976-77	1977-78	Jacksonville	2	0	2006-07	2016-17
Butler	0	1	1994-95	1994-95	Jacksonville State	1	0	2010-11	2010-11
Cal Santa Barbara	1	0	1986-87	1986-87	Kansas	0	1	2021-22	2021-22
Campbell	0	1	1990-91	1990-91	Kansas State	0	2	2001-02	2002-03
Charleston Southern	5	0	1997-98	2017-18	Kennesaw State	14	0	1982-83	2021-22
Charlotte	1	0	2002-03	2002-03	Kentucky	0	1	2005-06	2005-06
Chattanooga	14	2	1985-86	1999-00	Lafayette	3	0	1989-90	1998-99
Chicago State	1	0	2007-08	2007-08	Lipscomb	1	0	2014-15	2014-15
Central Arkansas	2	0	2011-12	2014-15	Long Island	3	0	2001-02	2009-10
Central Michigan	1	0	2021-22	2021-22	Longwood	2	0	2005-06	2006-07
Clemson	46	45	1979-80	2021-22	LSU	0	1	2013-14	2013-14
Coastal Carolina	1	0	1987-88	1987-88	Louisiana Tech	1	0	2014-15	2014-15
College of Charleston	2	0	2005-06	2006-07	Louisville	0	9	2014-15	2021-22
Colorado	1	0	1984-85	1984-85	Loyola Chicago	2	0	2014-15	2015-16
Columbia	1	0	1985-86	1985-86	Loyola Marymount	1	0	1989-90	1989-90
Connecticut	1	2	2008-09	2021-22	Maine	1	0	1988-89	1988-89
Converse	3	0	1977-78	1984-85	Manhattan	2	0	1995-96	1996-97
Coppin State	2	0	1991-92	2013-14	Marist	2	0	1987-88	1991-92
Cornell	2	0	1994-95	2000-01	Marquette	2	0	2011-12	2012-13
Covenant	8	0	1976-77	1982-83	Mars Hill	0	1	1978-79	1978-79
Dartmouth	1	0	2000-01	2000-01	Marshall	1	0	1985-86	1985-86
Dayton	1	1	2016-17	2018-19	Maryland	18	50	1979-80	2018-19
Davidson	3	1	1997-98	2007-08	Maryland-Eastern Shore	1	0	1995-96	1995-96
DeKalb Central	0	2	1974-75	1974-75	Maryville	2	0	1976-77	1977-78
DeKalb South	2	0	1974-75	1974-75	Massachusetts	1	0	2005-06	2005-06
DePaul	1	0	2006-07	2006-07	McNeese State	1	0	2013-14	2013-14
Drake	0	1	1982-83	1982-83	Mercer	16	6	1979-80	2016-17
Drexel	1	0	1996-97	1996-97	Miami (Fla.)	17	19	1980-81	2021-22
Duke	11	62	1978-79	2021-22	Miami (Ohio)	1	0	2002-03	2002-03
East Carolina	1	2	1981-82	2002-03	Michigan	0	2	2016-17	2016-17
East Tennessee State	1	0	2021-22	2021-22	Michigan State	1	1	2008-09	2014-15
Eastern Washington	1	0	2001-02	2001-02	Middle Tennessee State	5	0	2010-11	2017-18
Elon	2	0	1999-00	2014-15	Minnesota	2	2	1990-91	2014-15
Emory (at Oxford)	1	0	1974-75	1974-75	Mississippi State	1	4	1999-00	2007-08
Erskine	0	1	1978-79	1978-79	Miss. Univ. for Women	2	0	1981-82	1983-84
Fairfield	1	0	1994-95	1994-95	Mississippi Valley State	4	0	2004-05	2009-10
Florida	1	0	1986-87	1986-87	Missouri	2	0	2010-11	2016-17
Florida A&M	2	0	2003-04	2008-09	Monmouth	2	0	1987-88	1999-00
Florida Atlantic	1	0	2003-04	2003-04	Morgan State	1	0	2014-15	2014-15
Florida Gulf Coast	1	0	2009-10	2009-10	Morris Brown	3	0	1976-77	2001-02
Florida International	3	0	1980-81	2012-13	Mount St. Mary's	1	0	2000-01	2000-01
Florida State	25	28	1974-75	2021-22	Nebraska	2	0	1991-92	2011-12
Fordham	5	0	1984-85	2002-03	New Hampshire	1	0	1995-96	1995-96
Fort Valley State	0	1	1974-75	1974-75	North Carolina	21	60	1977-78	2021-22

HISTORY

ALL-TIME SERIES HISTORY

Team	W	L	First Meeting	Last Meeting	Team	W	L	First Meeting	Last Meeting
North Carolina A&T	1	0	2011-12	2011-12	Tulane	5	1	1977-78	2020-21
North Carolina State	24	51	1979-80	2021-22	Tulsa	1	1	2004-05	2005-06
UNC-Asheville	4	1	1977-78	2001-02	UAB	6	1	1985-86	2017-18
UNC-Wilmington	1	0	1990-91	1990-91	UCF	3	0	2002-03	2016-17
North Georgia	1	3	1975-76	1982-83	UCLA	0	1	1994-95	1994-95
Northern Iowa	0	1	2015-16	2015-16	USC Upstate	2	0	2007-08	2015-16
Northwestern	3	1	1992-93	2010-11	Utah State	1	0	1986-87	1980-87
Notre Dame	1	16	1996-97	2021-22	UTEP	1	0	2013-14	2013-14
Ohio State	0	1	2010-11	2010-11	Valdosta State	0	4	1979-80	1980-81
Oklahoma	0	1	2008-09	2008-09	Vanderbilt	2	4	1978-79	2006-07
Oklahoma State	0	2	2009-10	2013-14	Villanova	1	1	1982-83	2014-15
Old Dominion	2	2	2003-04	2011-12	Virginia	17	58	1979-80	2019-20
Ole Miss	0	1	2014-15	2014-15	VCU	1	0	1987-88	1987-88
Oregon	2	0	2008-09	2009-10	Virginia Tech	12	8	2002-03	2021-22
Pacific	0	1	1989-90	1989-90	Wagner	2	0	1984-85	2000-01
Pennsylvania	3	0	1982-83	2017-18	Wake Forest	49	27	1979-80	2021-22
Penn State	1	0	2009-10	2009-10	Washington	2	0	2010-11	2012-13
Pepperdine	1	0	1986-87	1986-87	Washington State	1	0	2016-17	2016-17
Piedmont	4	2	1976-77	1978-79	Weber State	1	0	1998-99	1998-99
Pittsburgh	8	3	1999-00	2021-22	West Georgia	2	3	1975-76	1984-85
Portland State	2	0	2010-11	2013-14	West Virginia	1	2	1983-84	2020-21
Prairie View A&M	2	0	2010-11	2015-16	Western Carolina	7	0	1984-85	2018-19
Presbyterian	2	0	1984-85	1985-86	Western Michigan	1	0	1999-00	1999-00
Princeton	4	0	2003-04	2017-18	William & Mary	3	0	1990-91	2003-04
Purdue	1	3	2006-07	2021-22	Winston-Salem State	1	0	2006-07	2006-07
Queens College	1	0	1983-84	1983-84	Winthrop	4	0	1988-89	2009-10
Quinnipiac	1	0	2012-13	2012-13	Wisconsin	1	0	2019-20	2019-20
Rice	1	0	2019-20	2019-20	Wisconsin-Green Bay	1	2	1991-92	2014-15
Richmond	2	0	1985-86	1988-89	Wisconsin-Milwaukee	1	0	2012-13	2012-13
Rider	2	1	1990-91	1993-94	Wofford	1	0	2018-19	2018-19
Rollins	1	0	1976-77	1976-77					
Rutgers	0	2	2011-12	2019-20					
Sacred Heart	1	0	2011-12	2011-12					
SIU-Edwardsville	1	0	2011-12	2011-12					
St. Francis (Pa.)	1	0	2000-01	2000-01					
St. Francis Brooklyn	4	0	1998-99	2015-16					
St. John's	1	1	2002-03	2004-05					
St. Joseph's	1	0	1993-94	1993-94					
St. Leo's	1	0	1976-77	1976-77					
St. Mary's	1	1	1996-97	1997-98					
Samford	4	0	1998-99	2016-17					
San Diego	1	1	2005-06	2006-07					
San Francisco	0	1	1989-90	1989-90					
San Jose State	1	0	1996-97	1996-97					
Santa Clara	1	1	1989-90	1991-92					
Savannah State	3	2	1974-75	2009-10					
Seton Hall	5	0	1986-87	2019-20					
Shorter	1	5	1974-75	1981-82					
SC State	1	0	2017-18	2017-18					
South Carolina	0	1	2020-21	2020-21					
South Florida	5	0	1982-83	1990-91					
Southeastern Louisiana	1	0	2015-16	2015-16					
Southern	0	2	1987-88	2001-02					
Southern Mississippi	2	0	1999-00	2017-18					
Southern Utah	2	0	1989-90	2013-14					
Southwest Missouri St.	1	0	2003-04	2003-04					
Spelman	6	0	1976-77	1977-78					
Stephen F. Austin	1	0	2020-21	2020-21					
Stetson	4	0	1982-83	1993-94					
Syracuse	5	5	2012-13	2021-22					
Temple	2	2	1989-90	2007-08					
Tennessee	0	6	1986-87	2013-14					
Tennessee State	2	0	1989-90	2010-11					
Tennessee Tech	1	0	2008-09	2008-09					
Tennessee Temple	5	3	1975-76	1978-79					
Tennessee Wesleyan	0	2	1976-77	1976-77					
Texas	0	1	2008-09	2008-09					
Texas A&M	0	1	2019-20	2019-20					
UT-Arlington	2	0	2008-09	2017-18					
Tift College	6	7	1974-75	1980-81					
Troy	2	0	2005-06	2008-09					

*Bold indicates 2021-22 opponent

GEORGIA TECH VS. THE CONFERENCES

American	3-1	.750	Oklahoma	0-1	.000	Gordon	2-0	1.000
Houston	1-1	.500	Oklahoma State	0-2	.000	New Hampshire	1-0	1.000
Tulane	1-0	1.000	Texas	0-1	.000	GAC	10-10	.500
UCF	1-0	1.000	West Virginia	1-0	1.000	Ga. Southwestern	4-0	1.000
America East	4-0	1.000	Big East	14-15	.483	North Georgia	1-3	.250
Hofstra	3-0	1.000	Boston College**	2-0	1.000	Piedmont	4-2	.667
Maine	1-0	1.000	Connecticut	1-2	.333	Shorter	1-5	.167
Atlantic Coast	264-435	.378	DePaul	1-0	1.000	Gulf South	4-7	.364
Boston College**	13-7	.650	Georgetown	1-1	.500	Miss. U. for Women	2-0	1.000
Clemson	46-45	.505	Marquette	2-0	1.000	Valdosta State	0-4	.000
Duke	11-62	.151	Miami (Fla.)**	0-3	.000	West Georgia	2-3	.400
Florida State**	24-27	.471	Notre Dame**	0-1	.000	Horizon League	2-3	.400
Louisville**	0-9	.000	Pittsburgh**	0-1	.000	Butler	0-1	.000
Maryland**	18-49	.269	Rutgers	0-1	.000	Green Bay	1-2	.000
Miami (Fla.)**	17-16	.515	Seton Hall	5-0	1.000	UW-Milwaukee	1-0	1.000
North Carolina	21-60	.259	St. John's	1-1	.500	Ivy League	11-0	1.000
NC State	24-51	.320	Syracuse**	0-1	.000	Columbia	1-0	1.000
Notre Dame**	1-15	.063	Villanova	1-1	.500	Cornell	2-0	1.000
Pittsburgh**	8-2	.800	Virginia Tech**	0-1	.000	Dartmouth	1-0	1.000
Syracuse**	5-4	.556	West Virginia**	0-2	.000	Pennsylvania	3-0	1.000
Virginia	18-58	.237	Big Sky	6-0	1.000	Princeton	4-0	1.000
Virginia Tech**	12-7	.632	Eastern Wash.	1-0	1.000	MAAC	8-1	.888
Wake Forest	49-27	.645	Idaho State	1-0	1.000	Fairfield	1-0	1.000
Atlantic Sun	59-18	.763	Portland State	2-0	1.000	Iona	1-0	1.000
Campbell	0-1	.000	Southern Utah	1-0	1.000	Manhattan	2-0	1.000
Florida Atlantic	1-0	1.000	Weber State	1-0	1.000	Marist	2-0	1.000
Florida Gulf Coast	1-0	1.000	Big South	16-1	.941	Rider	2-1	.667
Fla. International**	1-0	1.000	Charleston Southern	5-0	1.000	MEAC	13-0	1.000
Georgia State**	17-11	.607	Coastal Carolina	1-0	1.000	Bethune Cookman	1-0	1.000
Jacksonville	2-0	1.000	Elon	1-0	1.000	Coppin State	2-0	1.000
Kennesaw State**	13-0	1.000	High Point	1-0	1.000	Florida A&M	2-0	1.000
Lipscomb	1-0	1.000	UNC Asheville	4-1	.800	Hampton	2-0	1.000
Mercer	14-6	.700	Winthrop	4-0	1.000	Howard	1-0	1.000
Samford	2-0	1.000	Big West	3-1	.750	Md.-Eastern Shore	1-0	1.000
Stetson	4-0	1.000	Boise State**	1-0	1.000	Morgan State	1-0	1.000
UCF	2-0	1.000	Cal Santa Barbara	1-0	1.000	North Carolina A&T	1-0	1.000
USC Upstate	1-0	1.000	Pacific	0-1	.000	SC State	1-0	1.000
Atlantic 10	11-3	.786	Utah State	1-0	1.000	Winston-Salem St.	1-0	1.000
Dayton	1-1	.500	Colonial	19-4	.826	Metro	1-1	.500
Fordham	5-0	1.000	American	0-2	.000	Florida State**	1-1	.500
George Washington	1-0	1.000	Drexel	1-0	1.000	Mid American	5-0	1.000
UMass	1-0	1.000	Georgia State**	7-0	1.000	Bowling Green	1-0	1.000
St. Joseph's	1-0	1.000	Hofstra	1-0	1.000	Central Michigan	1-0	1.000
Temple	2-2	.500	James Madison	1-0	1.000	Marshall	1-0	1.000
Big Ten	14-13	.519	UNC Wilmington	1-0	1.000	Miami (Ohio)	1-0	1.000
Illinois	2-0	1.000	Old Dominion	2-2	.500	Western Michigan	1-0	1.000
Indiana	0-1	.000	Richmond	2-0	1.000	Mid-Continent	1-0	1.000
Iowa	2-0	1.000	VCU	1-0	1.000	Southern Utah	1-0	1.000
Maryland	0-1	.000	William & Mary	3-0	1.000	Missouri Valley	4-2	.667
Michigan	0-2	.000	Conference USA	26-3	.897	Belmont	1-0	1.000
Michigan State	1-1	.500	Charlotte	1-0	1.000	Drake	0-1	.000
Minnesota	2-2	.500	East Carolina	1-2	.333	Loyola Chicago	2-0	1.000
Nebraska**	1-0	1.000	Louisiana Tech	1-0	1.000	Northern Iowa	0-1	.000
Northwestern	3-1	.750	Middle Tennessee	3-0	1.000	SW Missouri St.	1-0	1.000
Ohio State	0-1	.000	Rice	1-0	1.000	Northeast	15-0	1.000
Penn State	1-0	1.000	South Florida	5-0	1.000	Long Island	3-0	1.000
Purdue	1-3	.250	Southern Mississippi	2-0	1.000	Monmouth	2-0	1.000
Rutgers	0-1	.000	Tulane	4-0	1.000	Mount Saint Mary's	1-0	1.000
Wisconsin	1-0	1.000	Tulsa**	1-0	1.000	Quinnipiac**	1-0	1.000
Big 12	2-10	.167	UAB	6-1	.857	Sacred Heart	1-0	1.000
Baylor	0-2	.000	UTEP	1-0	1.000	St. Francis (Pa.)	1-0	1.000
Colorado**	1-0	1.000	CVAC	1-1	.500	St. Francis (N.Y.)	4-0	1.000
Iowa State	0-1	.000	Erskine	0-1	.000	Missouri Valley	4-2	.667
Kansas	0-1	.000	Queens College	1-0	1.000	Belmont	1-0	1.000
Kansas State	0-2	.000	ECAC	3-0	1.000	Drake	0-1	.000
Missouri**	1-0	1.000				Loyola Chicago	2-0	1.000
Nebraska**	1-0	1.000				Northern Iowa	0-1	.000

GEORGIA TECH VS. THE CONFERENCES

Wagner 2-0 1.000

Ohio Valley 4-0 1.000

Jacksonville State 1-0 1.000
 Tennessee State 2-0 1.000
 SIU-Edwardsville 1-0 1.000

Pacific West 0-1 .000

Alaska-Anchorage 0-1 .000

Pacific-12 7-1 .875

Arizona 2-0 1.000
 Oregon 2-0 1.000
 UCLA 0-1 .000
 Washington 2-0 1.000
 Washington State 1-0 1.000

Patriot 7-0 1.000

Army 3-0 1.000
 Boston U. 1-0 1.000
 Lafayette 3-0 1.000

Peachbelt 10-10 .500

Armstrong State 4-1 .800
 Augusta College 1-8 .111
 Georgia College 3-1 .750
 Kennesaw State** 1-0 1.000
 USC Upstate 1-0 1.000

SIAC 1-8 .111

Albany State 1-5 .833
 Fort Valley State 0-1 .000
 Savannah** 0-2 .000

South Atlantic 2-1 .667

Mars Hill 0-1 .000
 Presbyterian 2-0 1.000

Southeastern 15-65 .188

Alabama 2-5 .286
 Arkansas 0-2 .000
 Auburn 0-4 .000
 Florida 1-0 1.000
 Georgia 8-36 .182
 Kentucky 0-1 .000
 LSU 0-1 .000
 Mississippi State 1-4 .200
 Missouri** 1-0 1.000
 Tennessee 0-6 .000
 Texas A&M 0-1 .000
 South Carolina 0-1 .000
 Vanderbilt 2-4 .333

Southern 55-13 .809

Appalachian State** 6-1 .833
 Chattanooga 14-2 .867
 Coll. of Charleston 2-0 1.000
 Davidson 3-1 .500
 East Tenn. State 6-0 1.000
 Furman 9-2 .818
 Georgia Southern 4-7 .300
 Mercer 1-0 1.000
 Samford 2-0 1.000
 Western Carolina 7-0 1.000
 Wofford 1-0 1.000

Southland 6-0 1.000

Central Arkansas 2-0 1.000
 McNeese State 1-0 1.000
 Southeastern Louisiana 1-0 1.000
 Stephen F. Austin 1-0 1.000
 UT-Arlington 1-0 1.000

SWAC 23-2 .920

Alabama A&M 1-0 1.000
 Alabama State 7-0 1.000
 Alcorn State 4-0 1.000
 Arkansas Pine Bluff 1-0 1.000
 Grambling State 3-0 1.000
 Jackson State 1-0 1.000
 Miss. Valley State 4-0 1.000
 Prairie View A&M 2-0 1.000
 Southern 0-2 .000

Sun Belt 16-1 .941

Appalachian State** 3-0 1.000
 Ark. Little Rock 0-1 .000
 Arkansas State 1-0 1.000
 Florida International 2-0 1.000
 Georgia State** 5-0 1.000
 Middle Tenn. State 2-0 1.000
 Texas Arlington 1-0 1.000
 Troy 2-0 1.000

Sunshine State 2-0 1.000

Rollins 1-0 1.000
 St. Leo's 1-0 1.000

Summit 1-0 1.000

IUPUI 1-0 1.000

Transouth 0-5 .000

Berry 0-5 .000

Western Athletic 3-1 .750

Fresno State 1-0 1.000
 Hawaii 1-0 1.000
 San Jose State 1-0 1.000
 Tulsa** 0-1 .000

West Coast 5-4 .556

Loyola Marymount 1-0 1.000
 Pepperdine 1-0 1.000
 St. Mary's 1-1 .500
 San Diego 1-1 .500
 San Francisco 0-1 .000
 Santa Clara 1-1 .500

Independent 25-3 .893

Auburn-Montgomery 4-0 1.000
 Belmont 1-0 1.000
 Chicago State 1-0 1.000
 Longwood 2-0 1.000
 Morris Brown 3-0 1.000
 Savannah State 3-0 1.000
 Spelman 6-0 1.000
 Tennessee Temple 5-3 .625

Division II 7-0 1.000

Atlanta Christian 4-0 1.000
 Converse 3-0 1.000

Division III 2-0 1.000

Maryville 2-0 1.000

NAIA 12-2 .857

Bryan 4-0 1.000
 Covenant 8-0 1.000
 Tenn. Wesleyan 0-2 .000

** Record against teams as members of conference.

HISTORY

FORTNER AGAINST OPPONENTS

Opponent	Wins	Losses	Pct.
Alabama	13	3	.813
Alabama A&M	3	0	1.000
Alabama State	1	0	1.000
Arizona State	1	0	1.000
Arkansas	7	5	.583
Auburn	0	1	.000
Ball State	1	0	1.000
Belmont	2	0	1.000
Boston College	2	2	.500
Boston University	1	0	1.000
Buffalo	1	0	1.000
California-Davis	1	0	1.000
California-Riverside	2	0	1.000
Central Michigan	1	0	1.000
Central Connecticut State	1	0	1.000
Charlotte	1	0	1.000
Chicago State	1	0	1.000
Clemson	7	0	1.000
Colgate	1	0	1.000
Coppin State	1	0	1.000
Connecticut	1	0	1.000
Davidson	1	0	1.000
Detroit	1	0	1.000
Duke	1	5	.167
Duquesne	1	0	1.000
ETSU	2	0	1.000
Florida	6	6	.500
Florida A&M	1	0	1.000
Florida International	1	1	.500
Florida State	5	3	.625
Furman	2	0	1.000
George Mason	1	0	1.000
Georgia Washington	4	3	.571
Georgia	6	7	.462
Georgia Southern	2	0	1.000
Georgia State	2	0	1.000
Grambling State	2	0	1.000
Hofstra	1	0	1.000
Houston	1	0	1.000
Illinois	2	0	1.000
Indiana	0	2	.000
Iowa	2	0	1.000
Jackson State	1	0	1.000
Jacksonville State	3	1	.750
James Madison	1	0	1.000
Kansas	0	2	.000
Kansas State	0	1	.000
Kennesaw State	2	0	1.000
Kent State	0	1	.000
Kentucky	5	7	.417
Lehigh	1	0	1.000
Liberty	2	0	1.000
LSU	3	8	.273
Louisiana-Lafayette	1	0	1.000
Louisville	0	4	.000
Loyola	1	0	1.000
Loyola Marymount	1	0	1.000
Marist	0	1	.000
Marquette	0	1	.000
Maryland	1	0	1.000
Maryland-Eastern Shore	1	0	1.000
Mercer	2	0	1.000
Miami (Fla.)	5	3	.625
Michigan	2	0	1.000
Michigan State	1	1	.500
Minnesota	1	0	1.000
Mississippi State	6	5	.545
Monmouth	1	0	1.000
Nevada	1	0	1.000
New Orleans	1	0	1.000
North Carolina	1	2	.333
North Carolina A&T	2	0	1.000
North Carolina State	2	4	.333
Northwestern	1	1	.500
Notre Dame	2	4	.333
Oakland	2	0	1.000
Ole Miss	7	5	.583
Old Dominion	0	2	.000
Ohio	1	0	1.000
Ohio State	3	0	1.000
Penn State	1	0	1.000
Pittsburgh	4	0	1.000
Providence	1	0	1.000
Purdue	0	3	.000
Rice	2	1	.667
Rhode Island	1	0	1.000
Rutgers	0	2	.000
Saint Joseph's	0	1	.000
Sacred Heart	0	1	.000
Sam Houston State	2	0	1.000
San Diego State	0	1	.000
Seton Hall	2	0	1.000
South Alabama	2	0	1.000
South Carolina	6	7	.462
South Florida	1	1	.500
Stanford	0	1	.000
Stephen F. Austin	3	0	1.000
Syracuse	4	0	1.000
Temple	1	3	.250
Tennessee	2	11	.154
Tennessee-Chattanooga	1	1	.500
Tennessee Tech	1	0	1.000
Texas A&M	0	3	.000
Texas Pan-American	1	0	1.000
Toledo	0	1	.000
Troy	3	0	1.000
Tulane	2	0	1.000
University of Alabama-Birmingham	3	0	1.000
USC-Upstate	1	0	1.000
Valparaiso	1	0	1.000
Vanderbilt	0	12	.000
Virginia	2	0	1.000
Virginia Tech	2	2	.500
Wake Forest	5	2	.714
West Virginia	1	0	1.000
Western Carolina	2	0	1.000
Western Michigan	1	0	1.000
Winston-Salem State	2	0	1.000
Wisconsin	2	1	.667
Wisconsin-Green Bay	0	1	.000
Xavier	1	2	.333
Total	220	148	.598

HISTORY

SERIES HISTORY

2/28/15	a	W	67-60
2/28/16	h	W	66-51
3/3/16	n	W	67-65
1/22/17	a	L	65-70 (ot)
1/21/18	h	W	79-67
2/10/19	a	W	60-46
1/5/20	a	L	65-60
2/9/20	h	W	62-52
1/21/21	a	W	73-44
2/7/21	h	L	52-61
12/19/21	h	W	62-45
2/27/22	a	W	64-56
3/3/22	n	W	45-40

SERIES

Home: 26-7, Away: 16-18, Neutral: 4-2

WASHINGTON

GT LEADS 2-0

DATE	H/A	RESULT	SCORE
12/23/10	a	W	60-27
12/21/12	h	W	52-44

SERIES

Home: 1-0, Away: 1-0, Neutral: 0-0

WASHINGTON STATE

GT LEADS 1-0

DATE	H/A	RESULT	SCORE
3/29/17	h	W	69-61

SERIES

Home: 1-0, Away: 0-0, Neutral: 0-0

WEBER STATE

GT LEADS 1-0

DATE	H/A	RESULT	SCORE
11/28/98	h	W	81-46

SERIES

Home: 1-0, Away: 0-0, Neutral: 0-0

WEST GEORGIA

WEST GEORGIA LEADS 3-2

DATE	H/A	RESULT	SCORE
1975-76		L	35-97
		L	38-83
1977-78	n	L	79-94
1/11/81	h	W	57-55
1/30/85	h	W	69-67

SERIES

Home: 2-0, Away: 0-0, Neutral: 1-1

WEST VIRGINIA

WEST VIRGINIA LEADS 2-1

DATE	H/A	RESULT	SCORE
2/16/83	h	L	78-86(ot)
11/28/03	n	L	61-75
3/23/21	n	W	73-56

SERIES

Home: 0-1, Away: 0-0, Neutral: 0-1

WESTERN CAROLINA

GT LEADS 7-0

DATE	H/A	RESULT	SCORE
2/22/85	h	W	83-61
2/4/87	h	W	85-47
2/1/89	h	W	69-46
1/2/91	h	W	94-71
12/28/95	h	W	88-48
11/10/13	h	W	87-47
11/14/18	h	W	84-49

SERIES

Home: 7-0, Away: 0-0, Neutral: 0-0

WESTERN MICHIGAN

GT LEADS 1-0

DATE	H/A	RESULT	SCORE
12/29/99	h	W	95-89 (ot)

SERIES

Home: 1-0, Away: 0-0, Neutral: 0-0

WILLIAM & MARY

GT LEADS 3-0

DATE	H/A	RESULT	SCORE
12/8/90	n	W	78-60
12/29/96	h	W	78-53
12/31/03	h	W	67-57

SERIES

Home: 2-0, Away: 0-0, Neutral: 1-0

WINSTON-SALEM STATE

GT LEADS 1-0

DATE	H/A	RESULT	SCORE
1/4/07	h	W	75-43

SERIES

Home: 1-0, Away: 0-0, Neutral: 0-0

WINTHROP

GT LEADS 4-0

DATE	H/A	RESULT	SCORE
11/25/88	h	W	83-61
12/30/90	h	W	124-47
12/18/08	n	W	65-27
11/13/09	h	W	63-30

SERIES

Home: 3-0, Away: 0-0, Neutral: 1-0

WISCONSIN

GT LEADS 1-0

DATE	H/A	RESULT	SCORE
12/5/19	h	W	60-41

SERIES

Home: 1-0, Away: 0-0, Neutral: 0-0

WISCONSIN-GREEN BAY

WISCONSIN GREEN-BAY LEADS 2-1

DATE	H/A	RESULT	SCORE
3/26/92	n	W	78-77
11/26/11	n	L	62-67(ot)
11/28/14	n	L	50-71

SERIES

Home: 0-0, Away: 0-0, Neutral: 1-2

WISCONSIN-MILWAUKEE

GT LEADS 1-0

DATE	H/A	RESULT	SCORE
11/24/12	n	W	66-57

SERIES

Home: 0-0, Away: 0-0, Neutral: 1-0

WOFFORD

GT LEADS 1-0

DATE	H/A	RESULT	SCORE
12/30/18	h	W	81-40

SERIES

Home: 1-0, Away: 0-0, Neutral: 0-0

RANKINGS HISTORY

Feb. 8, 2001	at #24 Virginia	A	87-70	Feb. 13, 2012	20	22
Jan. 17, 2002	at #17/15 North Carolina	A	81-62	Feb. 20, 2012	17	19
Dec. 27, 2002	vs. #24/22 Georgia	N	55-49	Feb. 27, 2012	15	18
Dec. 3, 2004	#6/6 Georgia	H	55-49	March 5, 2012	15	13
Feb. 1, 2007	#4/4 Maryland	H	77-72	March 12, 2012	15	
Dec. 3, 2008	#21/24 Michigan St.	H	70-57	April 4, 2012		10
Jan. 22, 2009	#2/3 North Carolina	H	66-62	2012-13	Preseason	22
March 1, 2009	#22/19 Virginia	H	74-66	2020-21	April 5, 2021	22
Dec. 5, 2010	#21/22 Georgia	H	69-53	2021-22	Preseason	T17
Jan. 6, 2011	#8/8 North Carolina	H	71-70	Nov. 15, 2021	18	
Feb. 24, 2011	at #13/16 North Carolina	A	64-57	Nov. 23, 2021	RV	25
March 4, 2011	vs. #13/15 Maryland	N	70-64	Dec. 13, 2021	18	21
Feb. 12, 2012	at #23/RV North Carolina	A	56-64	Dec. 20, 2021	17	19
March 20, 2012	vs. #17/16 Georgetown	N	76-64	Dec. 27, 2021	16	16
Feb. 6, 2014	#13/11 North Carolina	H	94-91	Jan. 3, 2022	16	17
Feb. 26, 2015	#16/17 Duke	H	71-62	Jan. 10, 2022	15	16
Jan. 15, 2017	#24 Syracuse	H	75-66	Jan. 17, 2022	18	18
Nov. 18, 2018	#14 Georgia	H	63-53	Jan. 24, 2022	14	17
Jan. 20, 2019	#12 Syracuse	H	65-55	Jan. 31, 2022	12	17
Jan. 2, 2020	#23/RV Miami	H	61-54	Feb. 7, 2022	11	16
Jan. 9, 2020	#11 Florida State	A	67-52	Feb. 14, 2022	16	18
Feb. 16, 2020	#4 NC State	A	65-61	Feb. 21, 2022	22	24
Feb. 23, 2020	#17/18 Florida State	H	65-62	Feb. 28, 2022	25	25
March 23, 2021	#17/20 West Virginia	N	73-56			
Dec. 5, 2021	#20/19 Georgia	A	55-54			
Dec. 9, 2021	#3/2 UConn	H	57-44			
Jan. 23, 2022	#20/20 North Carolina	H	55-38			

Overall (47 wins)

Most Points Scored: 105 vs. #13 Virginia (1/21/89)

Largest Margin of Victory: 25, 105-80 vs. #13 Virginia (1/21/89)

Highest Ranked Opponent Beaten: #2/3 North Carolina (1/22/09)

Home Wins: 29

Away Wins: 11

Neutral Wins: 7

NATIONAL POLL HISTORY

SEASON	DATE	AP	USA TODAY
1992-93	Dec. 22, 1992	25	25
	Dec. 29, 1992	23	21
	Jan. 5, 1993	23	23
	Jan. 12, 1993	23	25
	Jan. 26, 1993	24	
2007-08	Jan. 21, 2008	23	23
2008-09	Dec. 15, 2008	25	
	Dec. 22, 2008	23	25
	Dec. 29, 2008	23	24
	Jan. 5, 2009	22	22
	Jan. 12, 2009	24	25
2009-10	Preseason	19	
	Nov. 30, 2009	23	
	Dec. 14, 2009	25	
	Dec. 21, 2009	24	
	Dec. 28, 2009	24	
	Jan. 4, 2010	20	
	Jan. 11, 2010	21	
	Jan. 18, 2010	22	
	Jan. 25, 2010	25	
	Feb. 1, 2010	21	
	Feb. 8, 2010	21	
	Feb. 15, 2010	19	
	Feb. 23, 2010	22	
2010-11	Jan. 24, 2011	25	
	Jan. 31, 2010	25	
	March 7, 2011	24	
2011-12	Nov 22, 2011		25
	Jan. 24, 2012		24
	Jan. 30, 2012	24	22
	Feb. 6, 2012	22	23

POSTSEASON TOURNAMENT RESULTS

ACC Tournament Fact

Georgia Tech became the lowest seeded team in ACC Tournament history to qualify for the championship game in 1992 when the seventh-seeded Jackets scored a pair of one-point victories over nationally-ranked Maryland and Clemson to reach the final. Tech topped the second-seeded and fourth-ranked Terrapins, 68-67, in the first round and edged the third-seeded and 18th-ranked Tigers, 74-73, in the semifinals. In the championship game, Tech battled top-seeded and top-ranked Virginia tough, before falling by a one-point margin, 70-69.

NCAA TOURNAMENT

The Yellow Jackets made their first appearance in the NCAA Tournament in 1992-93 with a 16-10 record and an 8-8 ACC mark. Tech didn't return to the NCAA Tournament for 10 years, making its next trip in 2003, but then the Jackets participated in every Big Dance from 2007 - 2012. In 2012, Georgia Tech made its breakthrough to reach the program's first Sweet 16 with a 76-64 win against Georgetown in the second round.

1993: Midwest Region

Evanston, Ill.
M17 64 at Northwestern L, 62-90

2003: East Region

West Lafayette, Ind.
#10 seed
M22 64 vs. #7 Virginia Tech L, 59-61

2007: Dallas Region

Minneapolis, Minn.
#7 Seed
M17 64 vs. #10 DePaul W, 55-54
M19 32 vs. #2 Purdue L, 63-76

2008: Greensboro Region

Des Moines, Iowa
#10 seed
M22 64 vs. #7 Iowa State L, 55-58

2009: Oklahoma City Region

Iowa City, Iowa
#9 seed
M22 64 vs. #8 Iowa W, 76-62
M24 32 vs. #1 Oklahoma L, 50-69

2010: Kansas City Region

Norman, Oklahoma
#6 seed
M21 64 vs. #11 Arkansas Little Rock L, 53-63

2011: Dayton Region

Columbus, Ohio
#5 seed
M19 64 vs. #12 Bowling Green W, 69-58
M21 32 at #4 Ohio State L, 60-67

2012: Des Moines Region

Chapel Hill, N.C.
#4 seed
M18 64 vs. #13 Sacred Heart W, 76-50
M20 32 vs. #5 Georgetown W, 76-64
Des Moines, Iowa
M24 16 vs. #1 Baylor L, 68-83

2014: Louisville Region

Baton Rouge, La.
#10 seed
M23 64 at #7 LSU L, 78-98

2021: Hemisfair Region

San Antonio, Texas
#5 seed
M21 64 vs. #12 Stephen F. Austin W, 54-52

M23 32 vs. #4 West Virginia W, 73-56
M38 16 vs. #1 South Carolina L, 65-76

2022: Stanford Region

Stanford, Calif.
#9 seed
M18 64 vs. #8 Kansas L, 58-77

Georgia Tech All-Time NCAA Record

Overall: 7-11
Round of 64: 5-6
Round of 32: 2-3
Sweet 16: 0-2
Neutral Site: 5-7
Opponent Site: 1-3

Georgia Tech vs. Conferences in NCAA Tournament

Big 12: 1-4
BIG EAST: 2-1
Big Ten: 1-3
Mid-American: 1-0
Northeast: 1-0
SEC: 0-2
Southland: 1-0
Sun Belt: 0-1



The Yellow Jackets made it to the NCAA Tournament in 2007 which was the first of six-straight appearances in the Big Dance from 2007-12.

NWIT

In the first postseason appearance in school history, Georgia Tech's women's basketball team captured the 1992 National Women's Invitational Tournament in Amarillo, Texas. En route to the title, the Jackets defeated Wisconsin-Green Bay, 78-77, in the first round, Nebraska, 73-68, in the semifinals, and Hawaii, 90-72, in the championship game. The 1992 NWIT not only marked Tech's first postseason appearance, but it also marked the first NWIT title for an ACC school. In 1998, the NWIT switched names to the WNIT.

1992: Cal Farley Coliseum; Amarillo, Texas (NWIT)

M26 Wisconsin-Green Bay W 78-77
M27 Nebraska W 73-68
M28 Hawaii W 90-72

2000: Multiple Sites (WNIT)

M16 Southern Mississippi(1) W 76-71 (ot)
M18 at Chattanooga(2) W 81-74
M21 at Arkansas(3) L 67-78

2001: Humphrey Coliseum; Starkville, Miss.(WNIT)

M15 Mississippi State L 73-77

2002: Alexander Memorial Coliseum; Atlanta, Ga.(WNIT)

M13 Miami L 64-73

2015: Multiple Sites (WNIT)

M19 Elon W 69-47
M22 at Ole Miss (5) L 48-63

2016: McCamish Pavilion, Atlanta, Ga. (WNIT)

M17 Mercer W 73-56
M21 Tulane L 61-64

2017: Multiple Sites (WNIT)

M16 Jacksonville (4) W 71-55
M19 UCF (4) W 63-51
M23 MTSU (4) W 70-57
M26 Alabama (4) W 76-66
M29 Washington State (4) W 69-61
A1 at Michigan (6) L 79-89 (ot3)

2018: Multiple Sites (WNIT)

M15 Bethune Cookman (4) W 85-32
M18 UAB (4) W 91-47
M22 at Alabama (7) L 59-61

- (1): Alexander Memorial Coliseum, Atlanta, Ga.
- (2): McKenzie Arena, Chattanooga, Tenn.
- (3): Arkansas Arena, Fayetteville, Ark.
- (4): McCamish Pavilion, Atlanta, Ga.
- (5): Tad Smith Coliseum, Oxford, Miss.
- (6): Calihan Hall, Detroit, Mich.
- (7): Coleman Coliseum, Tuscaloosa, Ala.

Eight Tournaments: Won 14 Lost 7
1992 NWIT Champions

OTHER POSTSEASON TOURN.

1975 GAIW State Tournament

vs. Fort Valley L 39-76
vs. Tift L 54-65

1976 GAIW State Tournament

vs. Berry L 41-109
vs. North Georgia L 35-69

1977 GAIW State Tournament

vs. Morris Brown W 75-27
vs. Spelman W 55-43

1978 GAIW State Tournament

vs. West Georgia L 79-94

1979 GAIW State Tournament

vs. Berry L 68-92

1980 GAIW State Tournament

F. 21 at Georgia Southern L 51-87

1981 GAIW State Tournament

F. 26 vs. Georgia L 70-89

Seven Tournaments: Won 2 Lost 8

HISTORY

HONORS & AWARDS

ALL-AMERICANS

JOYCE PIERCE

1993 - KODAK/WBCA HONORABLE MENTION



KISHA FORD

1997 - ASSOCIATED PRESS HONORABLE MENTION
1997 - KODAK/WBCA HONORABLE MENTION



SONJA MALLORY

2003 - KODAK/WBCA HONORABLE MENTION



ALEX MONTGOMERY

2011 - KODAK/WBCA HONORABLE MENTION



TYAUNNA MARSHALL

2013 - ASSOCIATED PRESS HONORABLE MENTION
2014 - ASSOCIATED PRESS HONORABLE MENTION
2013 - KODAK/WBCA HONORABLE MENTION



AALIYAH WHITESIDE

2016 - WBCA HONORABLE MENTION




LORELA CUBAJ

2021 - WBCA HONORABLE MENTION
2022 - WBCA HONORABLE MENTION



LOTTA-MAJ LAHTINEN

2021 - WBCA HONORABLE MENTION



FRESHMAN ALL-AMERICA

Kisha Ford	1994	Basketball Times
Niesha Butler	1999	Women's Basketball Journal Women's Basketball News Service
Tyaunna Marshall	2011	Full Court Press (Third Team)

MCDONALD'S HIGH SCHOOL ALL-AMERICA

Kasha Terry	2002
Kaela Davis	2013
Elizabeth Balogun	2018
Elizabeth Dixon	2018

STREET & SMITH'S HIGH SCHOOL ALL-AMERICA

Janie Mitchell	2002	Honorable Mention
Nia Josiah	2003	Honorable Mention
Jill Ingram	2003	Honorable Mention
Daphne Mitchell	2003	Honorable Mention
Janie Mitchell	2003	Honorable Mention
Nia Josiah	2004	Honorable Mention
April Phillips	2004	Honorable Mention
Tiffany Blackmon	2005	Honorable Mention
Angel Buie	2005	Honorable Mention
Nia Josiah	2005	Honorable Mention
lasia Hemingway	2007	Honorable Mention
Alex Montgomery	2007	Honorable Mention

PARADE HIGH SCHOOL ALL-AMERICA

Jackie Farmer	1987
Aisha Howard	1996
lasia Hemingway	2007
Alex Montgomery	2007

HONORS & AWARDS

WBCA HIGH SCHOOL ALL-AMERICA

Kasha Terry	2002	
Jillian Ingram	2004	Honorable Mention
lasia Hemingway	2007	
Kaela Davis	2013	

ALL STAR GIRLS REPORT HIGH SCHOOL ALL-AMERICA

Jillian Ingram	2004	Fourth Team
Daphne Mitchell	2004	Fourth Team
Janie Mitchell	2004	Fifth Team

ACC AWARDS

Beginning with the 2012-13 season, the ACC released separate coaches and media All-ACC teams.

ALL-ACC

BY NAME:

Ardossi, Brigitte	2010	2nd
Bootz, Delores	1986	2nd
Bootz, Delores	1987	2nd
Bootz, Delores	1988	2nd
Butler, Niesha	1999	2nd
Butler, Niesha	2001	3rd
Cubaj, Lorela	2021	1st (Coaches; Media)
Cubaj, Lorela	2022	1st (Coaches; Media)
Davis, Kaela	2014	2nd (Coaches; Media)
Davis, Kaela	2015	1st (Coaches; Media)
Ford, Kisha	1995	2nd
Ford, Kisha	1996	2nd
Ford, Kisha	1997	1st
Goodlett, Sasha	2012	2nd
Higgs, Stephanie	2005	Honorable Mention
Higgs, Stephanie	2007	3rd
Lahtinen, Lotta-Maj	2021	1st (Media); 2nd (Coaches)
Lahtinen, Lotta-Maj	2022	Honorable Mention
Lounsbury, Karen	1990	2nd
Mallory, Sonja	2002	2nd
Mallory, Sonja	2003	1st
Marshall, Tyaunna	2011	3rd
Marshall, Tyaunna	2012	2nd
Marshall, Tyaunna	2013	1st (Coaches; Media)
Marshall, Tyaunna	2014	1st (Coaches; Media)
Martinez, Milli	2002	2nd
Mitchell, Janie	2007	Honorable Mention
Mitchell, Janie	2008	3rd
Montgomery, Alex	2009	3rd
Montgomery, Alex	2010	3rd
Montgomery, Alex	2011	2nd
Neal, Ida	1989	1st
Nnamaka, Chioma	2008	Honorable Mention
Pan, Francesca	2020	2nd (Coaches); HM (Media)
Pierce, Joyce	1991	2nd
Pierce, Joyce	1992	2nd
Pierce, Joyce	1993	2nd
Stewart, Alex	2003	3rd
Stewart, Alex	2004	Honorable Mention
Stokes, Fallon	2003	3rd
Stokes, Fallon	2004	2nd
Tate, Regina	2002	3rd
Walker, Marielle	1988	2nd
Whiteside, Aaliyah	2016	1st

BY YEAR:

Bootz, Delores	1986	2nd
Bootz, Delores	1987	2nd
Bootz, Delores	1988	2nd
Walker, Marielle	1988	2nd
Neal, Ida	1989	1st
Lounsbury, Karen	1990	2nd
Pierce, Joyce	1991	2nd
Pierce, Joyce	1992	2nd
Pierce, Joyce	1993	2nd
Ford, Kisha	1995	2nd
Ford, Kisha	1996	2nd
Ford, Kisha	1997	1st

Butler, Niesha	1999	2nd
Butler, Niesha	2001	3rd
Mallory, Sonja	2002	2nd
Martinez, Milli	2002	2nd
Tate, Regina	2002	3rd
Mallory, Sonja	2003	1st
Stewart, Alex	2003	3rd
Stokes, Fallon	2003	3rd
Stewart, Alex	2004	Honorable Mention
Stokes, Fallon	2004	2nd
Higgs, Stephanie	2005	Honorable Mention
Higgs, Stephanie	2007	3rd
Mitchell, Janie	2007	Honorable Mention
Mitchell, Janie	2008	3rd
Nnamaka, Chioma	2008	Honorable Mention
Montgomery, Alex	2009	3rd
Ardossi, Brigitte	2010	2nd
Montgomery, Alex	2010	3rd
Marshall, Tyaunna	2011	3rd
Montgomery, Alex	2011	2nd
Goodlett, Sasha	2012	2nd
Marshall, Tyaunna	2012	2nd
Marshall, Tyaunna	2013	1st (Coaches; Media)
Marshall, Tyaunna	2014	1st (Coaches; Media)
Davis, Kaela	2014	2nd (Coaches; Media)
Davis, Kaela	2015	1st (Coaches; Media)
Whiteside, Aaliyah	2016	1st (Coaches; Media)
Pan, Francesca	2020	2nd (Coaches); HM (Media)
Cubaj, Lorela	2021	1st (Coaches; Media)
Lahtinen, Lotta-Maj	2021	1st (Media); 2nd (Coaches)
Cubaj, Lorela	2022	1st (Coaches; Media)
Lahtinen, Lotta-Maj	2022	Honorable Mention

ACC ALL-FRESHMAN TEAM

Kathy Dortch	1993
Kisha Ford	1994
Carla Munnion	1994
Niesha Butler	1999
Chioma Nnamaka	2005
Alex Montgomery	2008
Tyaunna Marshall	2011
Sydney Wallace	2012
Brittany Jackson	2013 (Coaches; Media)
Kaela Davis	2014 (Coaches; Media)
Francesca Pan	2017 (Coaches; Media)
Kierra Fletcher	2018 (Coaches; Media)
Elizabeth Balogun	2019 (Coaches; Media)
Elizabeth Dixon	2019 (Coaches; Media)

ACC ALL-DEFENSIVE TEAM

Milli Martinez	2002
Sonja Mallory	2003
Jacqua Williams	2008, '09
Alex Montgomery	2011
Tyaunna Marshall	2013
Tyaunna Marshall	2014
Lorela Cubaj	2021, '22

ACC DEFENSIVE PLAYER OF THE YEAR

Lorela Cubaj	2021 (co)
Lorela Cubaj	2022

ACC MOST IMPROVED PLAYER

Lotta-Maj Lahtinen	2021
--------------------	------

ACC SIXTH PLAYER OF THE YEAR

Alex Montgomery	2010
Zaire O'Neil	2018

ACC ROOKIE OF THE YEAR

Niesha Butler	1999
Francesca Pan	2017 (Coaches; Media)
Elizabeth Balogun	2019 (Coaches; Media)

ACC COACH OF THE YEAR

Neil Fortner	2021 (Media)
--------------	--------------

ACC ALL-TOURNAMENT TEAM

Devony Caldwell	1992
Joyce Pierce	1992
Kisha Ford (2nd Team)	1994
Carla Munnion (2nd Team)	1998
Milli Martinez (2nd Team)	2000
Fallon Stokes (2nd Team)	2003
Stephanie Higgs (2nd Team)	2006
Alex Montgomery (2nd Team)	2010
Tyaunna Marshall (2nd Team)	2011
Sasha Goodlett (1st Team)	2012
Tyaunna Marshall (1st Team)	2012
Metra Walthour (2nd Team)	2012
Francesca Pan (2nd Team)	2020
Lorela Cubaj (2nd Team)	2021

ACC LEGEND

Ida Neal Smith	2005
Kisha Ford	2006
Dolores Bootz	2007
Bonnie Tate	2008
Karen Lounsbury	2009
Joyce Pierce	2010
Tory Ehle-Rule	2011
Bernadette McGlade	2012
Danielle Donehew	2013
Agnus Berenato	2014
Sonja Mallory	2015
Carla Munnion	2016

ACC PLAYER OF THE WEEK

Dolores Bootz	Jan. 5, 1986
Marielle Walker	Dec. 1, 1986; Dec. 14, 1987
Karen Lounsbury	Dec. 19, 1988
Ida Neal	Jan. 23, 1989
Sheila Wagner	Jan. 31, 1990
Kisha Ford	Dec. 20, 1993; Feb. 14, 1994; Feb. 17, 1997
Carla Munnion	Dec. 4, 1995; Dec. 18, 1995
Kenya Williams	Nov. 23, 1998
Niesha Butler	Jan. 8, 2001
Regina Tate	Nov. 26, 2001
Sonja Mallory	Jan. 21, 2002
Fallon Stokes	Nov. 24, 2003*; Dec. 8, 2003
Stephanie Higgs	Dec. 27, 2004; Feb. 5, 2007
Janie Mitchell	Dec. 10, 2007; Dec. 17, 2007
Chioma Nnamaka	Feb. 4, 2008
Brigitte Ardossi	Feb. 1, 2010
Alex Montgomery	Dec. 6, 2010; Dec. 27, 2010*
Tyaunna Marshall	Dec. 17, 2012; Feb. 4, 2013; Feb. 25, 2013; Feb. 10, 2014
Aaliyah Whiteside	Nov. 16, 2015
Zaire O'Neil	Feb. 6, 2017
Lotta-Maj Lahtinen	Dec. 14, 2020
Lorela Cubaj	Dec. 13, 2021

ACC ROOKIE OF THE WEEK

Stacey Buchannon	Dec. 20, 1993
Kisha Ford	Jan. 10, 1994
Danielle Donehew	Feb. 17, 1997
Betsy Foy	Dec. 8, 1997
Niesha Butler	Nov. 23, 1998*; Nov. 30, 1998; Dec. 7, 1998; Dec. 21, 1998; Jan. 4, 1999; Jan. 25, 1999; Feb. 1, 1999
Megan Harpring	Feb. 24, 2003
Chioma Nnamaka	Dec. 27, 2004
Alex Montgomery	Dec. 26, 2007; Jan. 21, 2008
lasia Hemingway	Jan. 28, 2008
Mo Bennett	Nov. 17, 2008
Sasha Goodlett	Feb. 9, 2009
Sharena Taylor	Dec. 14, 2009

HONORS & AWARDS

Tyaunna Marshall	Nov. 15, 2010*; Nov. 22, 2010; Dec. 6, 2010; Jan. 3, 2010; Jan. 10, 2010 Dec. 24, 2012
Aaliyah Whiteside	Nov. 19, 2012, Jan. 14, 2013
Brittany Jackson	Nov. 11, 2013, Dec. 9, 2013, Jan. 20, 2014 .March 3, 2014
Kaela Davis	Nov. 28, 2016, Jan. 9, 2017, Jan. 16, 2017, Feb. 20, 2017, Feb. 27, 2017
Francesca Pan	Dec. 12, 2016 Feb. 19, 2018
Chanin Scott	Dec. 17, 2018, Dec. 23, 2018, Jan. 7, 2019, Jan. 21, 2019
Kierra Fletcher	Nov. 19, 2018, Jan. 14, 2019, Feb. 11, 2019
Elizabeth Balogun	Dec. 14, 2020
Elizabeth Dixon	
Loyal McQueen	

Alex Montgomery	2008
Deja Foster	2010
Danielle Hamilton-Carter	2013
Shayla Bivins	2014
Roddreka Rogers	2015, '16
Antonia Peresson	2016
Francesca Pan	2017, '18, '19, '20
Elo Edeferioka	2018
Kierra Fletcher	2019, '20, '21
Lotta-Maj Lahtinen	2020, '21, '22
Nerea Hermosa	2021
Eylia Love	2022

Kisha Ford	1994	East Team
		Bronze Medal, All-Tournament
April Phillips	2004	West Team
		(Colorado Springs, Colo.)
Jasmine Duffey	2005	Blue Team
		(Colorado Springs, Colo.)

REGION HONORS

GEORGIA COMMISSION ON WOMEN COLLEGIATE SPORTSWOMAN OF THE YEAR

Regina Tate	2001-02
-------------	---------

GEORGIA HALL OF FAME COACH OF THE YEAR

Agnus Berenato	1991-91
----------------	---------

ATLANTA TIPOFF CLUB COACH OF THE YEAR

Agnus Berenato	1991-92, 2002-03
MaChelle Joseph	2006-07, 2011-12
Nell Fortner	2019-20

ATLANTA TIPOFF CLUB STATE OF GEORGIA COLLEGE PLAYER OF THE YEAR

Kisha Ford	1993-94
Niesha Butler	1998-99
Sonja Mallory	2002-03
Janie Mitchell	2007-08
Brigitte Ardossi	2009-10
Alex Montgomery	2010-11
Sasha Goodlett	2011-12
Tyaunna Marshall	2012-13; 2013-14
Kaela Davis	2014-15
Aaliyah Whiteside	2015-16
Lorela Cubaj	2020-21; 2021-22

ATLANTA WOMEN IN SPORTS ATHLETE OF THE MONTH

Kisha Ford	March, 1994
------------	-------------

ATLANTA TIPOFF CLUB GEORGIA PLAYER OF THE MONTH

Marielle Walker	January, 1988
Ida Neal	January, 1989
Karen Lounsbury	January, 1990

BOY SCOUTS OF AMERICA PEACH OF AN ATHLETE

Angie Fischer	1993	Honoree
Kisha Ford	1995	Honoree
Danielle Donehew	2000	Honoree
Shayla Bivins	2014	Honoree
Lotta-Maj Lahtinen	2022	Female Winner

ACADEMIC HONORS

ACADEMIC ALL-ACC

Danielle Donehew	1998, '00
Regina Tate	1999, '01
Kenya Williams	1999
Jessica Williams	2005

COSIDA/VERIZON ACADEMIC ALL-AMERICA

Tory Ehle	1987	Honorable Mention
Karen Lounsbury	1990	
Karen Lounsbury	1991	

COSIDA/VERIZON ACADEMIC ALL-DISTRICT

Danielle Donehew	1999	Second Team
	2000	First Team
Regina Tate	2002	Second Team
Lotta-Maj Lahtinen	2021	
	2022	

GEORGIA TECH BOBBY DODD SCHOLARSHIP

Karen Lounsbury	1990-91
Angie Fischer	1992-93
Regina Tate	1998-99
Deja Foster	2009-10

GEORGIA TECH HOMER RICE SCHOLARSHIP

Danielle Donehew	1997-98
------------------	---------

ACC WEAVER-JAMES-CARRIGAN POSTGRADUATE SCHOLARSHIP

Danielle Donehew	2001
Regina Tate	2002
Kierra Fletcher	2021
Lotta-Maj Lahtinen	2022

MARIE JAMES SCHOLARSHIP AWARD (ACC'S TOP FEMALE SCHOLAR-ATHLETE)

Marlene Mainland	1988
------------------	------

CHARLES T. STONER LAW SCHOLARSHIP

Jacqua Williams	2009
Deja Foster	2011
Shayla Bivins	2014

MISCELLANEOUS

ESPNW NATIONAL PLAYER OF THE WEEK

Tyaunna Marshall	Feb. 10, 2014
------------------	---------------

USA BASKETBALL U.S. OLYMPIC TEAM TRIALS INVITE

Joyce Pierce	1992
--------------	------

USA BASKETBALL SELECT TEAM

Joyce Pierce	1992	Jones Cup
		Gold Medal (Taipai, Taiwan)
Kisha Ford	1995	Jones Cup
		Bronze Medal (Taipai, Taiwan)

USA BASKETBALL U.S. OLYMPIC FESTIVAL

Dolores Bootz	1986	South Team
		Gold Medal (Houston, Texas)
Joannah Kauffman	1995	South Team
		(Colorado Springs, Colo.)
Joyce Pierce	1990	South Team
		(Minneapolis, Minn.)
Bronda Davis	1991	South Team
		Gold Medal (Los Angeles, Calif.)

HONORS & AWARDS

GEORGIA TECH HALL OF FAME

KATE BRANDT
Played: 1981-84
Inducted: 1989




TORY EHLE
Played: 1984-87
Inducted: 1990



BONNIE TATE
Played: 1977-79
Inducted: 1991




JAMIE POSEY
Played: 1978-81
Inducted: 1992



LEE ANN WOODHULL
Played: 1980-83
Inducted: 1993



DOLORES BOOTZ
Played: 1985-88
Inducted: 1994



IDA NEAL
Played: 186-89
Inducted: 1995



MARIELLE WALKER
Played: 1985-88
Inducted: 1996



BERNADETTE MCGLADE
Coached: 1982-88
Inducted: 1998



KAREN LOUNSBURY
Played: 1989-92
Inducted: 2006



KISHA FORD
Played: 1994-97
Inducted: 2008



AGNUS BERENATO
Coached: 1988-2003
Inducted: 2021



#PROJACKETS

WNBA DRAFT

PLAYER	YEAR	ROUND (PICK)	TEAM
Kisha Ford	1997	4th (27)	New York Liberty
Sonja Mallory	2003	2nd (24)	New York Liberty
Kasha Terry	2006	2nd (26)	Indiana Fever
Chioma Nnamaka	2008	2nd (21)	San Antonio Silver Stars
Brigitte Arducci	2010	2nd (21)	Atlanta Dream
Alex Montgomery	2011	1st (10)	New York Liberty
Sasha Goodlett	2012	1st (11)	Indiana Fever
Tyaunna Marshall	2014	2nd (14)	New York Liberty
Lorela Cubaj	2022	2nd (18)	New York Liberty



In 2012, Sasha Goodlett was invited to Bristol, Connecticut for the 2012 WNBA Draft where she became the second Yellow Jacket to be drafted in the first round of the draft.

YELLOW JACKETS IN THE PROS

Player	Organization	Years
Brigitte Arducci	Atlanta Dream	2010
	COB Calais, France	2010
	Canberra Capitals, Australia	2011-12
Dolores Bootz	Galatasaray, Istanbul, Turkey	1988-89
	Megafesa, Lugo, Spain	1990-91
	Caja Segovia, Segovia, Spain	1991-93
Lorela Cubaj	New York Liberty (WNBA)	2022
	Italy	2022
Kisha Ford	New York Liberty (WNBA)	1997-98
	Orlando Miracle (WNBA)	1999
	Miami Sol (WNBA)	2000-01
Sasha Goodlett	Indiana Fever (WNBA)	2012-13
	Chicago Sky (WNBA)	2014-15
Stephanie Higgs	Greece	2007
Jill Ingram	Sweden	2008
Joannah Kauffman	Turkey	1999
Lotta-Maj Lahtinen	Belgium	2022
Milli Martinez	Puerto Rico	2002-04
Sonja Mallory	Phoenix Mercury (WNBA)	2003
	Lithuania, Hungary	2003
Daphne Mitchell	Finland	2009-10
Janie Mitchell	Bulgaria	2008
Alex Montgomery	New York Liberty (WNBA)	2011-14
	San Antonio Stars (WNBA)	2015-17
	Chicago Sky (WNBA)	2018
Chioma Nnamaka	Atlanta Dream (WNBA)	2008
	Lithuania	2009
	France	2010
	Poland/Sweden	2011-12
Jasmina Pacariz	Sweden	2008
Francesca Pan	Italy	2020
Alex Stewart	Iceland	2004
Digna Strautmene	Australia	2022
Kasha Terry	Indiana Fever (WNBA)	2006-08
	Atlanta Dream (WNBA)	2008
Imani Tilford	Australia	2018
Katarina Vuckovic	Germany	2017
Marielle Walker	Switzerland	1988-89
Aimee Weiss	Denmark	1996-2003



Alex Montgomery wrapped up her fifth year in the pros in 2015

Chelsea Regins played right in Atlanta after graduation

HISTORY



RECORDS

Tech Records	79-83
Individual Records	84-85
Opponent Records	85-86
Career Leaders	87-88
Records by Class	89
Annual Leaders	90-91
Year-by-Year Stats	92-93
The Last Time	94
1,000 Point Scorers	95-96
NCAA Tournament Records	97-104

RECORDS

2,294	2017-18 (34 games)
2,275	2015-16 (33 games)
2,269	1989-90 (30 games)
2,251	2007-08 (32 games)
2,182	2006-07 (33 games)
2,172	2009-10 (33 games)

FEWEST POINTS SCORED

1,479	1981-82
1,571	2004-05
1,695	1979-80
1,706	2020-21
1,739	1993-94
1,780	1997-98

FEWEST POINTS ALLOWED

1,209	1976-77
1,566	2004-05
1,601	2020-21
1,626	2019-20
1,641	1977-78
1,666	1978-79
1,671	1981-82

HIGHEST SCORING AVERAGE

84.3	1990-91
79.7	2013-14
79.6	1978-79
78.7	1992-93
77.3	1991-92
75.9	1988-89

LOWEST SCORING AVERAGE

58.2	2004-05
59.2	1981-82
60.9	2021-22
61.8	2019-20
63.2	2003-04
63.6	1998-99
64.4	1993-94

MOST FG MADE

964	1991-92
938	2011-12
936	2013-14
924	2016-17
902	1977-78
893	1990-91
880	2014-15
873	2010-11
854	1989-90
853	2017-18
828	1992-93

MOST FG ATTEMPTED

2,306	2016-17
2,230	1977-78
2,193	2013-14
2,186	1978-79
2,136	2014-15
2,128	2011-12
2,120	1991-92
2,087	2017-18
2,064	2010-11
2,011	2006-07
2,007	2012-13

FEWEST FG MADE

556	2004-05
577	1981-82
654	2020-21
671	1982-83
676	2003-04
678	1979-80

FEWEST FG ATTEMPTED

1,439	1981-82
1,541	2004-05
1,546	2020-21

1,612	1982-83
1,618	1996-97
1,646	1997-98

HIGHEST FIELD GOAL PERCENTAGE

.471 (893-1896)	1990-91
.459 (806-1757)	1985-86
.455 (964-2120)	1991-92
.451 (825-1828)	1987-88
.444 (733-1648)	1984-85

LOWEST FIELD GOAL PERCENTAGE

.361	2004-05
.382	2012-13
.382	1993-94
.386	1997-98
.388	2018-19
.392	2005-06
.394	1979-80

MOST 3-POINT FG MADE

202	2014-15
196	2016-17
188	2015-16
178	2021-22
174	2013-14
165	2018-19
160	2007-08
157	2006-07
152	2010-11
150	2011-12
148	2020-21
140	2019-20
137	2012-13
133	2017-18
131	1999-00

FEWEST 3-POINT FG MADE

4	1986-87
41	1993-94
43	1995-96
64	2000-01
68	2001-02

MOST 3-POINT FG ATTEMPTED

651	2014-15
612	2016-17
569	2021-22
559	2015-16
555	2013-14
545	2018-19
503	2007-08
503	2019-20
473	2012-13
472	2006-07
468	2010-11
465	2020-21
446	2011-12
437	2017-18
417	2008-09

FEWEST 3-POINT FG ATTEMPTED

17	1986-87
166	1995-96
181	1993-94
225	1992-93
249	2001-02

HIGHEST 3-POINT FG PERCENTAGE

.381 (109-286)	1988-89
.369 (125-339)	1998-99
.367 (106-289)	1987-88
.362 (102-282)	1990-91
.361 (119-330)	1996-97

LOWEST 3-POINT FG PERCENTAGE

.227	1993-94
.235	1986-87
.258	2009-10

.259	1995-96
.273	2001-02

MOST FREE THROWS MADE

526	1991-92
519	2009-10
503	2013-14
498	2016-17
480	2014-15
475	2015-16
471	1990-91
469	2008-09
466	2000-01
466	1982-83

FEWEST FREE THROWS MADE

250	2020-21
296	2021-22
313	2019-20
325	1981-82
330	1993-94
339	2018-19
339	1979-80
341	1987-88
356	2004-05

MOST FREE THROWS ATTEMPTED

808	2016-17
751	2013-14
730	2009-10
725	1991-92
715	1982-83
702	2017-18
697	1999-00
687	2007-08

FEWEST FREE THROWS ATTEMPTED

369	2020-21
449	2021-22
467	2019-20
479	1981-82
490	1987-88
495	2018-19
499	2004-05
527	1993-94
534	1985-86

HIGHEST FREE THROW PERCENTAGE

.743 (475-639)	2015-16
.735 (421-573)	2006-07
.729 (452-620)	1989-90
.729 (480-658)	2014-15
.726 (526-725)	1991-92
.713 (356-499)	2004-05
.711 (519-730)	2009-10

LOWEST FREE THROW PERCENTAGE

.616 (498-808)	2016-17
.619 (357-577)	1983-84
.624 (339-543)	1979-80
.626 (330-527)	1993-94
.636 (443-697)	1999-00
.639 (359-562)	2012-13
.648 (407-628)	2001-02
.648 (455-702)	2017-18

MOST REBOUNDS

1,581	1976-77
1,494	2016-17
1,475	1977-78
1,431	2014-15
1,409	2013-14
1,375	2011-12
1,369	2010-11
1,355	2009-10
1,343	2017-18
1,339	1991-92

RECORDS

31 by Virginia (1/23/91)

.452 (853-1889) 1989-90
.448 (705-1575) 1981-82
.442 (870-1969) 1982-83

477 1991-92
475 1987-88
474 1999-00

MOST BLOCKED SHOTS

15 by Tulsa (12/12/04)
15 by Virginia (1/20/96)
14 by Virginia (1/14/99)
13 by Duke (1/17/05)
13 by Duke (3/7/14)
13 by Virginia (1/28/18)
12 by North Carolina (1/13/13)
12 by North Carolina (3/5/15)
11 by Alabama State (12/17/14)
11 by Pitt (1/18/15)
11 by Duke (2/26/15)

MOST THREE-POINTERS MADE

222 2014-15
209 2016-17
186 2018-19
169 2015-16
154 2010-11
153 2002-03
151 2003-04
151 2017-18
149 2000-01
148 2021-22
144 2009-10
144 2001-02

MOST BLOCKED SHOTS

178 2016-17
152 2017-18
147 2012-13
146 2010-11
135 2011-12
133 2006-07
133 2014-15
123 2008-09
119 2009-10
112 2015-16
109 1983-84

MOST STEALS

29 by Mercer (1/7/80)
26 by Valdosta State (12/10/79)
25 by Georgia (12/4/82)
25 by Clemson (1/31/80)
22 by Syracuse (2/7/16)
22 by North Carolina (2/27/85)
22 by Virginia (2/16/85)

MOST THREE-POINTERS ATTEMPTED

684 2016-17
664 2014-15
623 2018-19
575 2015-16
508 2010-11
507 2009-10
504 2021-22
501 2017-18
499 1999-00
489 2011-12
487 2013-14
469 2006-07
458 2007-08

MOST STEALS

387 1979-80
334 1984-85
300 1988-89
297 1997-98
292 2012-13
290 2010-11
287 2011-12
287 1991-92

MOST TURNOVERS

43 by East Tennessee State (2/9/94)
42 by Georgia State (12/14/93)
40 by Utah State (12/15/86)
39 by Kennesaw State (11/19/08)
39 by Covenant (12/1/81)
37 by Virginia Tech (2/29/08)
37 by Furman (1/14/80)
37 by Marquette (11/18/12)

HIGHEST 3-POINT FIELD GOAL PERCENTAGE

.405 (62-153) 1987-88
.380 (82-216) 1989-90
.368 (153-416) 2002-02
.353 (149-422) 2000-01
.347 (151-435) 2003-04

OPPONENT 100+ POINT GAMES

113 by Georgia (12/13/94)
113 by Valdosta State (12/10/79)
107 by Virginia (1/23/93)
106 by Maryland (2/6/89)
103 by Virginia (3/2/08)
103 by Alabama (12/29/92)
103 by Clemson (1/31/80)
102 by Maryland (3/5/88)
100 by Duke (2/27/98)
100 by NC State (1/7/89)
100 by Tennessee (2/2/87)
100 by Georgia (11/29/84)

MOST FREE THROWS MADE

548 2013-14
492 1991-92
490 2016-17
479 1989-90
450 2012-13
448 1990-91

OPPONENT SEASON RECORDS

MOST POINTS SCORED

2,429 2016-17 (37 games)
2,297 1991-92 (33 games)
2,295 2013-14 (32 games)
2,276 2014-15 (34 games)
2,267 1989-90 (30 games)
2,221 1988-89 (28 games)
2,152 1990-91 (28 games)

MOST FREE THROWS ATTEMPTED

801 2013-14
731 1991-92
710 1989-90
701 2012-13
690 1990-91

MOST FIELD GOALS MADE

870 1982-83
866 1988-89
865 2016-17
864 1987-88
860 1985-86
854 1991-92

HIGHEST FREE THROW PERCENTAGE

.713 (490-687) 2016-17
.706 (308-436) 2004-05
.704 (388-551) 2014-15
.708 (242-342) 2020-21
.697 (397-570) 1983-84
.692 (408-590) 2006-07
.691 (381-551) 2007-08
.690 (407-590) 2008-09
.689 (430-629) 2005-06

MOST FIELD GOALS ATTEMPTED

2,198 2016-17
2,062 1991-92
2,061 2015-14
2,018 1988-89
1,998 2011-12
1,969 1982-83
1,963 2013-14

MOST REBOUNDS

1,345 2016-17
1,304 1980-81
1,304 1988-89
1,289 1991-92
1,257 1989-90
1,255 2013-14
1,240 2011-12

HIGHEST FIELD GOAL PERCENTAGE

.460 (860-1869) 1985-86
.456 (852-1870) 1979-80

MOST ASSISTS

521 1989-90
494 1988-89
483 2014-15

RECORDS

10.	Allison Echols (1989-92)	85
11.	Nerea Hermosa (2019-pres.)	84
12.	LeeAnn Woodhull (1980-83)	72
13.	Katarina Vuckovic (2013-17)	69

GAMES PLAYED

1.	Lorela Cubaj (2017-22)	153
2.	Mo Bennett (2009-12)	134
	Sasha Goodlett (2009-12)	134
	Antonia Peresson (2014-18)	134
5.	Imani Tilford (2014-18)	132
6.	Tyaunna Marshall (2011-14)	131
	Katarina Vuckovic (2013-17)	131
8.	Brigitte Ardossi (2007-10)	130
9.	Metra Walthour (2009-12)	128
	Rodreka Rogers (2012-16)	128
	Francesca Pan (2017-20)	128
12.	Chelsea Regins (2009-12)	127
	Aaliyah Whiteside (2012-16)	127

MINUTES PLAYED

1.	Lorela Cubaj (2017-22)	4,550
2.	Francesca Pan (2017-20)	3,945
3.	Tyaunna Marshall (2011-14)	3,935
4.	Kisha Ford (1994-97)	3,823
5.	Karen Lounsbury (1989-92)	3,763
6.	Aaliyah Whiteside (2012-16)	3,643
7.	Lotta-Maj Lahtinen (2018-22)	3,596
8.	Alex Montgomery (2008-11)	3,576
9.	Kierra Fletcher (2017-21)	3,588
10.	Tiffany Martin (1994-97)	3,555
11.	Metra Walthour (2009-12)	3,532
12.	Sasha Goodlett (2009-12)	3,522
13.	Chioma Nnamaka (2005-08)	3,511
14.	Carla Munnion (1995-98)	3,482

ANNUAL LEADERS

ASSISTS

1979-80	Mary Giambruno	70
1980-81	Karen Rainwater	96
1981-82	Kate Brandt	72
1982-83	Anita Malone	102
1983-84	Kate Brandt	100
1984-85	Tory Ehle	112
1985-86	Anita Malone	123
1986-87	Tory Ehle	119
1987-88	Val Avant	142
1988-89	Ida Neal	199
1989-90	Carmen Davis	173
1990-91	Carmen Davis	83
1991-92	Carmen Davis	101
1992-93	Selena Baldwin	104
1993-94	Kisha Ford	108
1994-95	Tiffany Martin	220
1995-96	Tiffany Martin	123
1996-97	Tiffany Martin	100
1997-98	Shelli Novotny	126
1998-99	Niesha Butler	120
1999-00	Nina Bärin	117
2000-01	Alex Stewart	90
2001-02	Nina Bärin	135
2002-03	Alex Stewart	172
2003-04	Alex Stewart	165
2004-05	Jill Ingram	71
2005-06	Jill Ingram	87
2006-07	Stephanie Higgs	87
2007-08	Jill Ingram	111
2008-09	Jacqua Williams	104
2009-10	Deja Foster	108
2010-11	Metra Walhour	132
2011-12	Metra Walhour	131
2012-13	Dawnn Maye	143
2013-14	Dawnn Maye	100
2014-15	Aaliyah Whiteside	77
2015-16	Aaliyah Whiteside	90
2016-17	Imani Tilford	119
2017-18	Kierra Fletcher	78
2018-19	Kierra Fletcher	74
2019-20	Kierra Fletcher	95
2020-21	Lotta-Maj Lahtinen	90
2021-22	Lorela Cubaj	136

STEALS

1979-80	Melinda Ryan	43
1980-81	Kate Brandt	44
1981-82	Kate Brandt	53
1982-83	Anita Malone	80
1983-84	Kate Brandt	70
1984-85	Tory Ehle	53
1985-86	Anita Malone	55
1986-87	Marielle Walker	39
1987-88	Marielle Walker	41
1988-89	Ida Neal	62
1989-90	Aimee Weiss	52
1990-91	Joyce Pierce	67
1991-92	Joyce Pierce	71
1992-93	Aimee Weiss	57
1993-94	Kisha Ford	92
1994-95	Tiffany Martin	90
1995-96	Tiffany Martin	81
1996-97	Kisha Ford	62
1997-98	Carla Munnion	29
1998-99	Jaime Kruppa	48
1999-00	Jaime Kruppa	58
	Regina Tate	58
2000-01	Milli Martinez	60
2001-02	Milli Martinez	51
2002-03	Megan Isom	65
2003-04	Alex Stewart	49
2004-05	Jill Ingram	53
2005-06	Jill Ingram	64
2006-07	Jacqua Williams	95
2007-08	Jacqua Williams	118
2008-09	Jacqua Williams	109
2009-10	Brigitte Ardossi	65
2010-11	Metra Walhour	81
2011-12	Dawnn Maye	80
2012-13	Dawnn Maye	81
2013-14	Tyaunna Marshall	84

2014-15	Kaela Davis	51
2015-16	Imani Tilford	61
2016-17	Imani Tilford	92
2017-18	Imani Tilford	72
2018-19	Francesca Pan	55
2019-20	Lotta-Maj Lahtinen	42
2020-21	Lotta-Maj Lahtinen	50
2021-22	Lorela Cubaj	44

BLOCKED SHOTS

1979-80	LeeAnn Woodhull	21
1980-81	LeeAnn Woodhull	23
1981-82	LeeAnn Woodhull	17
1982-83	Kirsten Weinert	16
1983-84	Kirsten Weinert	20
1984-85	Dolores Bootz	41
1985-86	Dolores Bootz	56
1986-87	Dolores Bootz	68
1987-88	Dolores Bootz	80
1988-89	Allison Echols	29
1989-90	Aimee Weiss	29
1990-91	Allison Echols	28
1991-92	Lara Kauffman	23
1992-93	Aimee Weiss	28
1993-94	Kathy Dortch	37
1994-95	Joannah Kauffman	49
1995-96	Joannah Kauffman	38
1996-97	Joannah Kauffman	18
1997-98	Joannah Kauffman	65
1998-99	Niesha Butler	20
1999-00	Sonja Mallory	17
2000-01	Sonja Mallory	41
2001-02	Sonja Mallory	58
2002-03	Sonja Mallory	57
2003-04	Kasha Terry	70
2004-05	Kasha Terry	30
2005-06	Kasha Terry	55
2006-07	Tiffany Blackmon	17
2007-08	Alex Montgomery	25
2008-09	Sasha Goodlett	30
2009-10	Sasha Goodlett	23
2010-11	Sasha Goodlett	26
2011-12	Sasha Goodlett	48
2012-13	Nariah Taylor	20
2013-14	Shayla Bivins	29
2014-15	Zaire O'Neil	36
2015-16	Katarina Vuckovic	17
2016-17	Elo Edeferioka	32
2017-18	Lorela Cubaj	26
2018-19	Elizabeth Balogun, Elizabeth Dixon	33
2019-20	Lorela Cubaj	37
2020-21	Lorela Cubaj	34
2021-22	Lorela Cubaj	41

SEASON COMPARISON

Year		G	FG-	FGA	Pct.	3P-	3PA	Pct.	FT-	FTA	Pct.	Reb.	Avg.	PF-	DQ	A	TO	Blk	S	Pts.	Avg.
2003-04	Tech	29	676-	1689	.400	111-	373	.298	370-	558	.663	1134	39.1	539-	18	362	474	111	191	1833	63.2
	Opp.	29	651-	1625	.401	151-	435	.347	401-	593	.676	1031	35.6	474-	7	387	450	86	179	1854	63.9
2004-05	Tech	27	556-	1541	.361	103-	366	.281	356-	499	.713	1062	39.3	435-	10	248	442	102	212	1571	58.2
	Opp.	27	566-	1483	.382	126-	430	.293	308-	436	.706	937	34.7	442-	6	328	428	106	190	1566	58.0
2005-06	Tech	29	675-	1721	.392	116-	366	.317	405-	588	.689	1208	41.7	566-	18	291	548	110	290	1871	64.5
	Opp.	29	590-	1591	.371	136-	451	.302	430-	624	.689	1005	34.7	513-	12	354	545	95	233	1746	60.2
2006-07	Tech	33	802-	2011	.399	157-	472	.333	421-	573	.735	1260	38.2	589-	11	406	553	104	382	2182	66.1
	Opp.	33	704-	1716	.410	136-	469	.290	408-	590	.692	1107	33.5	526-		445	688	133	234	1952	59.2
2007-08	Tech	32	812-	1960	.414	160-	503	.318	467-	687	.680	1181	36.9	585-	10	396	594	91	456	2251	70.3
	Opp.	32	703-	1688	.416	135-	458	.295	381-	551	.691	1119	35.0	579-		426	794	103	263	1922	60.1
2008-09	Tech	32	779-	1892	.412	125-	417	.300	469-	673	.697	1238	38.7	609-	8	400	663	99	434	2152	67.2
	Opp.	32	661-	1668	.396	106-	395	.268	407-	590	.690	1092	34.1	577-		389	783	123	284	1835	57.3
2009-10	Tech	33	782-	1930	.405	89-	345	.258	519-	730	.711	1355	41.1	571-	10	487	622	79	351	2172	65.8
	Opp.	33	695-	1797	.387	144-	507	.284	374-	584	.640	1104	33.5	609-		412	662	119	279	1908	57.8
2010-11	Tech	35	873-	2064	.423	152-	468	.325	416-	638	.652	1369	39.1	603-	11	510	671	95	406	2314	66.1
	Opp.	35	731-	1853	.394	154-	508	.303	372-	565	.658	1139	32.5	558-		426	764	146	290	1988	56.8
2011-12	Tech	35	938-	2128	.441	150-	446	.336	457-	678	.674	1375	39.3	609-	8	556	602	129	389	2483	70.9
	Opp.	35	776-	1998	.388	127-	489	.260	406-	623	.652	1240	35.4	575-		436	716	135	287	2085	59.6
2012-13	Tech	30	766-	2007	.382	137-	473	.290	359-	562	.639	1274	42.5	630-	20	378	559	94	326	2028	67.6
	Opp.	30	717-	1738	.413	134-	433	.309	450-	701	.642	1185	39.5	499-		425	615	147	292	2018	67.3
2013-14	Tech	32	936-	2193	.427	174-	555	.314	503-	751	.670	1409	44.0	711-	25	424	538	117	318	2549	79.7
	Opp.	32	802-	1963	.409	143-	487	.294	548-	801	.684	1255	39.2	621-		465	610	100	248	2295	71.7
2014-15	Tech	34	880-	2136	.412	202-	651	.310	480-	658	.729	1431	42.1	593-	21	418	544	129	278	2442	71.8
	Opp.	34	833-	2061	.404	222-	664	.334	388-	551	.704	1229	36.1	582-		483	540	133	268	2276	66.9
2015-16	Tech	33	806-	1994	.404	188-	599	.314	475-	639	.743	1270	38.5	642-	14	443	502	87	318	2275	68.9
	Opp.	33	726-	1810	.401	169-	575	.294	389-	597	.652	1106	33.5	599-		397	573	112	239	2010	60.9
2016-17	Tech	37	924-	2306	.401	196-	612	.320	498-	808	.616	1494	40.4	784-	23	442	599	125	340	2542	68.7
	Opp.	37	865-	2198	.394	209-	684	.306	490-	687	.713	1345	36.4	714-		461	645	178	269	2429	65.6
2017-18	Tech	34	853-	2087	.409	133-	437	.304	455-	702	.648	1343	39.5	6510	7	459	534	132	362	2294	67.5
	Opp.	34	695-	1791	.388	151-	501	.301	411-	600	.685	1123	33.0	590		376	710	152	242	1952	57.4
2018-19	Tech	30	761-	1960	.388	165-	545	.303	339-	495	.685	1234	41.1	580	18	375	524	131	316	2026	67.5
	Opp.	30	687-	1738	.395	186-	623	.299	349-	530	.658	1091	36.4	511		441	583	103	238	1909	63.6
2019-20	Tech	31	732-	1820	.402	140-	503	.278	313-	467	.670	1170	37.7	454	3	391	414	97	220	1917	61.8
	Opp.	31	615-	1595	.386	127-	441	.288	269-	424	.634	990	31.9	505		299	526	88	183	1626	52.5
2020-21	Tech	26	654-	1546	.423	148-	465	.318	250-	369	.678	958	36.8	376	6	364	325	84	158	1706	65.6
	Opp.	26	613-	1506	.407	133-	396	.336	242-	342	.708	883	34.0	421	8	303	344	78	144	1601	61.6
2021-22	Tech	32	738-	1821	.405	178-	569	.313	296-	449	.659	1241	38.8	424	6	485	446	141	189	1950	60.9
	Opp.	32	642-	1787	.359	148-	504	.294	253-	384	.659	1045	32.7	496	10	323	438	82	210	1685	52.7

THE LAST TIME...

The Last Time (Team)

Tech scored 100 points in a game:	102 vs. Southeastern Louisiana, November 18, 2015
Tech scored 100 points in an ACC game:	101 at Virginia, March 2, 2008 (2 OT)
A Tech opponent scored 100 points:	103 at Virginia, March 2, 2008 (2 OT)
Tech scored 60-69 points in a half:	60 vs. Morgan State, Nov. 16, 2014
Tech scored 70+ points in a half:	70 vs. Presbyterian (2nd half), Dec. 2, 1985
Tech won an overtime game:	vs. Clemson (92-84), Feb. 13, 2022
Tech lost an overtime game:	vs. Georgia (75-69), Nov. 29, 2020
Tech played a double overtime game:	at Florida State (65-63), Feb. 24, 2022
Tech played a triple overtime game:	at Houston (95-89), Nov. 9, 2018
Tech shot 70 percent for a half:	82.4 (14-17) at Houston, Nov. 9, 2018
Tech shot 80 percent for a half:	82.4 (14-17) at Clemson, Jan. 30, 2022
Tech shot 60 percent from the field in a game:	63.5 (40-63) vs. Kennesaw State, Nov. 22, 2011
Tech shot 90 percent from the free throw line in a game (min. 10 att.):	91.7 (11-12), at Miami, Jan. 16, 2022
Tech shot less than 40 percent from the field in a game:	33.9 (21-62) vs. Stephen F. Austin, March 21, 2021
Tech shot less than 30 percent from the field in a half:	38.7 (24-64) vs. Kansas, March 18, 2022
Tech shot less than 50 percent from the free throw line in a game:	38.9 (7-18) vs. Wake Forest, March 3, 2022
Opponent shot less than 50 percent from the free throw line in a game:	27.3 (3-11) vs. UNC, Jan. 23, 2022
Tech did not make a 3-point field goal:	vs. Virginia, Jan. 28, 2018
Tech held an opponent under 30 percent shooting:	21.9 (14-64) vs. Wake Forest, March 3, 2022
An opponent shot 60 percent:	62.3 (33-53) vs. Notre Dame, Jan. 7, 2018
Tech attempted 50 free throws:	51 (made 34) vs. Alabama State, Nov. 24, 2015
Tech made 40 free throws:	Never
Tech defeated a top-10 opponent:	No. 3/2 vs. UConn, 57-44, Dec. 9, 2021
Tech defeated a top-25 opponent:	No. 20 vs. UNC, 55-38, Dec. 23, 2022
Tech defeated a top-25 opponent on the road:	No. 20/19 at Georgia, 55-54, Dec. 5, 2021


The Last Time (Player)

A player scored 40+ points:	Niesha Butler (40) vs. Florida State, Jan. 2, 1999
A player scored 35-39 points:	Elizabeth Balogun (35) at North Carolina, Jan. 31, 2019
A player scored 30-34 points:	Lotta-Maj Lahtinen (30) vs. NC State, Dec. 31, 2020
Two players scored 20+/same game:	Eylia Love (26) & Lorela Cubaj (22) vs. Clemson, Feb. 13, 2022
Three players scored 20+/same game:	Alex Montgomery (26), Janie Mitchell (20) and Iasia Hemingway (20) vs. Maryland, Jan. 20, 2008
Four players scored 20+/same game:	Never
A player had back-to-back 30+ point games:	Carla Munnion (34) vs. Manhattan, Jan. 23, 1995, and (35) vs. Chattanooga, Dec. 13, 1995
A player had 20+ rebounds:	Lorela Cubaj (20) at Purdue, Dec. 1, 2021
A player had 15-19 rebounds:	Lorela Cubaj (16) at Wake Forest, Feb. 27, 2022
Two players had a double-double:	Elizabeth Dixon (22 pts, 17 rebs) and Lorela Cubaj (13 pts, 11 rebs) vs. Duke, Jan. 10, 2019
Two players had double-figure rebounds in the same game:	Strautmene (11 rebs) and Cubaj (10 rebs) vs. UNC, Jan. 23, 2022
Three players had double-figure rebounds in the same game:	Roddreka Rogers (12), Katarina Vuckovic (12) and Zaire O'Neil (11), NC State, Feb. 12, 2015
One player had a double-double (Pts and Ast):	Aaliyah Whiteside (14 pts, 11 asts) vs. Prairie View A&M, Dec. 15, 2015
One player had a double-double (Pts and Steals):	Dawnnn Maye (23 pts, 10 steals) vs. Marquette, Nov. 18, 2012
A player had a double-double in consecutive games:	Lorela Cubaj - at NC State, Feb. 7, 2022 (12 pts, 10 rebs.) vs. Virginia Tech, Feb. 10, 2022 (11 pts, 14 rebs.)
A player had a triple-double (Pts, Reb, Asst.):	Milli Martinez (12 pts, 10 reb, 10 asst) vs. Morris Brown, Feb. 23, 2002
A player had 20 points and 20 rebounds in the same game:	Kisha Ford (21 pts, 21 reb) vs. Mercer, Nov. 25, 1996
A player had 10-14 assists in a game:	Lotta-Maj Lahtinen (12) vs. Clemson, Feb. 13, 2022
A player had 15+ assists in a game:	Nina Bärlin (17) vs. Virginia, Jan. 10, 2002
A player had 10+ assists in three consecutive games:	Nina Bärlin (11) vs. E. Washington, Nov. 24, 2001, (14) vs. Arkansas St., Dec. 1, 2001, (11) vs. Southern, Dec. 2, 2001, (13) vs. Florida State, Dec. 5, 2001
A player topped the team in scoring, rebounds, and assists for a game:	Lorela Cubaj, 18 pts, 16 reb, 7 ast at WFU, Feb. 27, 2022
A player played every minute of a game:	Lotta-Maj Lahtinen at Wake Forest, Feb. 27, 2022
A player had five blocked shots in a game:	Lorela Cubaj (5) at Clemson, Jan. 7, 2021
A player had five blocked shots in back-to-back games:	Zaire O'Neil (5) vs. Syracuse, Feb. 8, 2015 (6) vs. NC State, Feb. 12, 2015
A player had 10+ steals in a game:	Dawnnn Maye (10) vs. Marquette, Nov. 18, 2012

1,000 POINT SCORERS



Tyaunna Marshall
131 Games • 16.3 ppg
2010-2014 • 2,129 points (1st)



Kisha Ford
109 Games • 17.9 ppg
1994-97 • 1,955 points (2nd)



Karen Lounsbury
119 Games • 14.6 ppg
1989-92 • 1,743 points (3rd)



Dolores Bootz
91 Games • 18.9 ppg
1985-88 • 1,723 points (4th)



Carla Munnion
112 Games • 14.9 ppg
1995-98 • 1,671 points (5th)



Francesca Pan
128 Games • 12.8 ppg
2017-20 • 1,638 points (6th)



Chioma Nnamaka
120 Games • 13.3 ppg
2005-08 • 1,593 points (7th)



Alex Montgomery
124 Games • 12.6 ppg
2008-11 • 1,565 points (8th)



Joyce Pierce
83 Games • 18.8 ppg
1991-93 • 1,557 points (9th)



Aaliyah Whiteside
127 Games • 12.4 ppg
2012-16 • 1,580 points (10th)



Janie Mitchell
117 Games • 12.2 ppg
2005-08 • 1,422 points (T-11th)



Kate Brandt
107 Games • 13.3 ppg
1981-84 • 1,422 points (T-11th)



Sasha Goodlett
134 Games • 10.2 ppg
2009-12 • 1,364 points (13th)



Fallon Stokes
117 Games • 11.6 ppg
2001-04 • 1,363 points (14th)



Zaire O'Neil
126 Games • 10.6 ppg
2014-18 • 1,331 points (15th)



Stephanie Higgs
114 Games • 11.5 ppg
2004-07 • 1,315 points (16th)



LeeAnn Woodhull
96 Games • 13.6 ppg
1980-83 • 1,302 points (17th)



Lorela Cubaj
153 Games • 8.5 ppg
2017-22 • 1,293 points (18th)




Devony Caldwell
118 Games • 10.7 ppg
1990-93 • 1,265 points (19th)



Sonja Mallory
114 Games • 11.0 ppg
2000-03 • 1,254 points (20th)



Kaela Davis
66 Games • 18.9 ppg
2014-15 • 1,246 points (21st)



Ida Neal
109 Games • 11.3 ppg
1986-89 • 1,235 points (22nd)




Marielle Walker
100 Games • 12.3 ppg
1985-88 • 1,230 points (23rd)



Milli Martinez
116 Games • 10.0 ppg
1999-02 • 1,158 points (24th)

RECORDS

1,000 POINT SCORERS




Lotta-Maj Lahtinen
118 Games • 9.7 ppg
2018-22 • 1,150 points (25th)



Aimee Weiss
114 Games • 9.6 ppg
1990-93 • 1,089 points (T-26th)




Tory Ehle
109 Games • 10.0 ppg
1984-87 • 1,089 points (T-26th)



Bonnie Tate
75 Games • 14.5 ppg
1977-79 • 1,088 points (27th)



Kierra Fletcher
113 Games • 9.6 ppg
2017-21 • 1,087 points (28th)



Kenya Williams
104 Games • 10.3 ppg
1996-99 • 1,076 points (29th)



Niesha Butler
65 Games • 16.3 ppg
1999-02 • 1,059 points (30th)



Cindy Cochran
106 Games • 9.8 ppg
1982-85 • 1,042 points (31st)



Sydney Wallace
106 Games • 9.4 ppg
2011-14 • 1,001 points (T-32nd)



Brigitte Ardossi
130 Games • 7.7 ppg
2007-10 • 1,001 points (T-32nd)

NCAA TOURNAMENT RECORDS

MOST FREE THROWS MADE (INDIVIDUAL)

12 Maureen Holohan, 3/17/93
(First Round at Evanston, IL.)

MOST FREE THROWS MADE (TEAM)

27 Northwestern, 3/17/93
(First Round at Evanston, IL.)

FEWEST FREE THROWS MADE (TEAM)

5 Sacred Heart, 3/18/12
(First Round at Chapel Hill, N.C.)

MOST FREE THROWS ATTEMPTED (INDIVIDUAL)

18 Maureen Holohan, 3/17/93
(First Round at Evanston, IL.)

MOST FREE THROWS ATTEMPTED (TEAM)

39 Northwestern, 3/17/93
(First Round at Evanston, IL.)

FEWEST FREE THROWS ATTEMPTED (TEAM)

6 South Carolina, 3/28/21
(Sweet 16 at San Antonio, Texas)

6 Virginia Tech, 3/22/03
(First Round at West Lafayette, IN)

HIGHEST FREE THROW PERCENTAGE (INDIVIDUAL - MIN. 6 MADE)

1.000 (9-9) three times, (MR: Lauren Prochaska)
(Bowling Green), 3/19/11
(First Round at Columbus, OH)

HIGHEST FREE THROW PERCENTAGE (TEAM - MIN. 15 MADE)

.889 (16-18) Bowling Green, 3/19/11
(First Round at Columbus, OH)

LOWEST FREE THROW PERCENTAGE (TEAM)

.455 (5-11) Sacred Heart, 3/18/12
(First Round at Chapel Hill, N.C.)



NCAA TOURNAMENT BOX SCORES

'12 **Baylor** Georgia Tech 83 68
March 24, 2012 | Wells Fargo Arena (Des Moines, IA)

'14 **LSU** Georgia Tech 98 78
March 23, 2014 | Maravich Center (Baton Rouge, La.)

Official Basketball Box Score - Game Totals - Final Statistics
Georgia Tech vs 1/1 Baylor
03/24/12 1:40 PM at Des Moines, Iowa (Wells Fargo Arena)
Georgia Tech 68 - 83-0

#	Player	Total			3-Pr			Rebounds			PF	TP	A	TO	Bk	Sl	Min
		FG	FGA	%	FG	FGA	%	Off	Def	Total							
41	Gardner, Tjasa	f	0-2	0-1	0-0	2	3	5	3	0	0	1	0	0	0	17	
45	Goodlett, Sasha	c	4-18	0-0	0-1	3	4	7	4	8	2	3	1	3	33		
01	Maye, Dawnn	g	2-6	0-1	2-4	3	1	4	1	6	4	3	0	1	17		
05	Walhour, Metra	g	4-8	2-5	0-0	1	0	1	2	10	2	5	1	2	25		
15	Marshall, Tyannna	g	3-12	0-0	4-4	3	7	10	2	10	2	3	1	1	33		
02	Bennett, Mo		0-0	0-0	0-0	0	1	1	2	0	0	1	0	1	11		
03	Taylor, Shaunya		0-0	0-0	0-0	0	0	0	0	0	0	0	0	0	2		
10	Hamilton-Carter, D.		0-0	0-0	0-0	0	0	0	3	0	0	0	0	0	6		
14	Adams, LaQuanarisha		1-1	0-0	0-0	1	0	1	2	2	0	0	0	0	6		
23	Wallace, Sydney		12-22	8-12	0-0	1	2	3	3	32	0	3	0	0	33		
32	Reagin, Chelsea		0-1	0-0	0-0	4	0	4	2	0	1	0	0	0	17		
	Team					7	1	8									
	Totals		26-70	10-19	6-9	25	19	44	24	68	11	20	5	8	200		

FG % 1st Half: 9-30 30.0% 2nd half: 17-40 42.5% Game: 26-70 37.1%
3FG % 1st Half: 4-6 66.7% 2nd half: 4-10 40.0% Game: 8-16 50.0%
FT % 1st Half: 4-4 100.0% 2nd half: 2-6 33.3% Game: 6-9 66.7%
Double Rebounds: 1

1/1 Baylor 83 - 37-0

#	Player	Total			3-Pr			Rebounds			PF	TP	A	TO	Bk	Sl	Min
		FG	FGA	%	FG	FGA	%	Off	Def	Total							
10	Williams, Desiree	f	9-10	0-0	0-0	4	1	5	1	18	1	1	1	1	26		
42	Griner, Brittney	f	13-18	0-0	9-11	3	7	10	2	35	2	1	6	2	32		
03	Simms, Odeysey	g	3-7	1-3	4-6	1	0	1	1	11	1	1	0	1	28		
01	Hayden, Kimetria	g	2-7	0-2	1-2	1	0	1	1	5	3	3	0	2	27		
03	Maddox, Jordan	g	0-4	0-0	0-0	0	0	0	2	0	3	1	1	2	25		
14	Robertson, Makenzie		0-2	0-1	2-2	0	1	0	0	2	1	2	0	0	7		
20	Conrley, Terran		0-0	0-0	0-0	0	3	3	0	0	2	0	0	1	22		
22	Agbuke, Sune		0-0	0-0	2-2	0	0	0	1	2	0	0	0	0	6		
24	Field, Ashley		0-1	0-0	1-2	0	0	0	0	1	0	0	0	0	6		
25	Palmer, Lindsay		0-0	0-0	0-0	0	1	1	2	0	0	0	0	0	6		
32	Pope, Brooklyn		3-7	0-0	3-5	2	6	8	2	9	1	2	2	0	15		
	Team					2	1	3									
	Totals		30-56	1-6	22-30	13	20	33	12	63	14	11	10	9	200		

FG % 1st Half: 10-30 33.3% 2nd half: 14-26 53.8% Game: 20-56 35.7%
3FG % 1st Half: 0-3 0.0% 2nd half: 1-3 33.3% Game: 1-6 16.7%
FT % 1st Half: 10-14 71.4% 2nd half: 12-16 75.0% Game: 22-30 73.3%
Double Rebounds: 1

Officials: Lisa Melting, Penny Davis, William L. Smith
Technical Fouls: Georgia Tech-None, 1/1 Baylor-None
Attendance: 7941

Score by periods	1st	2nd	Total
Georgia Tech	26	42	68
1/1 Baylor	42	41	83

Last FG - GT 2nd-08:32, BU 2nd-08:30.
Largest lead - GT by 4 1st-18:53, BU by 31 2nd-08:28.
GT led for 01:55, BU led for 37:35. Game was tied for 00:25.

Score tied - 2 times.
Lead changed - 6 times.

Official Basketball Box Score - Game Totals - Final Statistics
Georgia Tech vs LSU
03/23/14 11:30 am at Baton Rouge, La. (Maravich Center)
Georgia Tech 78 - 20-12

#	Player	Total			3-Pr			Rebounds			PF	TP	A	TO	Bk	Sl	Min
		FG	FGA	%	FG	FGA	%	Off	Def	Total							
54	Rodricka Rogers	f	2-6	0-0	0-0	3	1	4	0	4	0	4	2	0	0	15	
24	Shayla Bivins	c	0-0	0-0	0-0	1	0	1	2	0	0	0	1	0	0	6	
03	Karla Davis	g	4-14	2-7	6-6	0	1	1	3	16	1	3	1	0	39		
15	Tyannna Marshall	g	9-19	0-1	2-3	3	4	7	2	20	3	3	1	4	33		
23	Sydney Wallace	g	9-22	2-13	0-0	0	2	2	1	20	1	1	0	1	36		
01	Dawnn Maye		1-2	0-0	0-0	0	2	2	5	2	0	2	0	5	20		
02	Audiyah Whitehead		2-6	0-1	1-2	1	2	3	3	5	1	1	0	2	22		
10	Katarina Vuckovic		0-1	0-0	0-0	0	0	0	0	0	0	0	0	0	2		
11	Narish Taylor		3-5	0-0	5-6	0	5	5	4	11	1	2	2	0	22		
12	Frida Fogdemark		0-0	0-0	0-0	1	0	1	0	0	0	0	0	0	1		
40	Gabrielle Holston		0-1	0-0	0-0	1	0	1	3	0	1	2	0	2	4		
	Team					2	1	3									
	Totals		30-76	4-22	14-17	12	18	30	23	78	10	15	5	14	200		

FG % 1st Half: 17-33 51.5% 2nd half: 13-43 30.2% Game: 30-76 39.5%
3FG % 1st Half: 3-8 37.5% 2nd half: 1-14 7.1% Game: 4-22 18.2%
FT % 1st Half: 7-7 100.0% 2nd half: 7-9 77.8% Game: 14-17 82.4%
Double Rebounds: 1

LSU 98 - 20-12

#	Player	Total			3-Pr			Rebounds			PF	TP	A	TO	Bk	Sl	Min
		FG	FGA	%	FG	FGA	%	Off	Def	Total							
32	BALLARD, Danielle	f	7-17	0-1	10-12	7	10	17	3	24	4	7	0	2	35		
55	PLAISANCE, Theresa	f	8-17	0-1	5-6	3	8	11	3	21	0	1	0	1	34		
21	MCKINNEY, Shanice	c	5-5	0-0	4-6	4	2	6	1	14	0	2	6	1	32		
05	KENNEY, Jeanne	g	5-13	1-5	0-0	0	7	7	2	11	6	4	0	0	31		
11	MONCRIEF, Raigyne	g	3-5	0-0	0-0	1	2	3	2	6	1	1	0	0	8		
04	PEDERSEN, Anne		0-0	0-0	0-0	1	0	1	1	0	0	0	0	0	9		
10	RHODES, Jasmine		0-0	0-0	0-0	0	1	1	0	0	0	0	0	0	2		
13	HILL, Rina		1-3	0-0	1-2	0	0	0	1	3	1	2	0	0	10		
24	HARDEN, DeShawn		5-8	3-3	4-4	2	2	4	3	17	1	5	0	1	28		
42	BOYKIN, Sheila		1-2	0-0	0-0	0	0	0	2	2	1	1	1	1	11		
	Team					3	4	7									
	Totals		35-70	4-10	24-30	21	36	57	18	96	14	23	7	6	200		

FG % 1st Half: 18-41 43.9% 2nd half: 17-29 58.6% Game: 35-70 50.0%
3FG % 1st Half: 3-8 37.5% 2nd half: 1-4 25.0% Game: 4-10 40.0%
FT % 1st Half: 12-14 85.7% 2nd half: 12-16 75.0% Game: 24-30 80.0%
Double Rebounds: 7

Officials: R. Jack Jones; U1: Maj Florsberg; U2: Pustini Sportak
Attendance: 2014 NCAA Tournament First Round

Score by periods	1st	2nd	Total
Georgia Tech	44	34	78
LSU	51	47	98

Points	In	Out	2nd	Final	Break	Clock
Georgia Tech	32	25	8	4	18	
LSU	44	11	23	4	22	

Last FG - GT 2nd-02:50, LSU 2nd-02:18.
Largest lead - GT None, LSU by 20 2nd-07:40.
GT led for 05:53, LSU led for 38:20. Game was tied for 00:13.

Score tied - 0 times.
Lead changed - 0 times.



Come for the dishes, the dimes and the dunks.
Come for the backdoor cuts, crossovers and constant coverage
of all things ACC Basketball, all season long.
Come for more than the game. **Come for it all.**



Join us @ACCNetwork