

# GEORGIA TECH<sup>®</sup>

## WOMEN'S BASKETBALL



2022-23 INFORMATION GUIDE



## TV/RADIO ROSTER



**#1 Cameron Swartz**  
G • 5-11 • Grad.  
Marietta, Ga.  
(Boston College/Fellowship Christian)



**#4 Anisa Clark**  
G • 5-7 • Jr.  
McDonough, Ga.  
(Union Grove)



**#5 Tonie Morgan**  
G • 5-9 • Fr.  
Tallahassee, Fla.  
(Florida State University Schools)



**#10 Bianca Jackson**  
G • 5-11 • Grad.  
Montgomery, Ala.  
(Florida State/Brewbaker Tech Magnet)



**#11 Aixa Wone Aranz**  
F • 6-3 • Sr.  
Pamplona, Spain  
(Ohio State)



**#13 Kayla Blackshear**  
F • 6-1 • So.  
Orlando, Fla.  
(Alabama/Lake Highland Prep)



**#14 Raeven Boswell**  
G • 5-11 • Fr.  
Austin, Texas  
(Lake Travis)



**#15 Avyonce Carter**  
G • 5-10 • Jr.  
Norcross, Ga.  
(Wesleyan)



**#20 Nerea Hermosa**  
C • 6-5 • Sr.  
Vitoria, Spain  
(IES Joaquim Blume)



**#22 Inés Noguero**  
G • 5-9 • Fr.  
Gijón, Spain  
(Joaquim Blume)



**#24 Eylia Love**  
G/F • 6-1 • Jr.  
Kansas City, Kansas  
(Olathe North)



**#25 Kara Dunn**  
G • 5-11 • Fr.  
Kennesaw, Ga.  
(Mount Paran Christian School)



**#33 Carmyn Harrison**  
F • 6-2 • So.  
Memphis, Tenn.  
(Hutchison School)



**Nell Fortner**  
Head Coach  
4th Season



**Tasha Butts**  
Associate Head Coach  
4th Season



**Blanche Alverson**  
Associate Head Coach  
4th Season



**LaSondra Barrett**  
Assistant Coach  
1st Season



**Ashlee Villarreal**  
Director of Operations  
4th Season



**Becca Bornhorst**  
Director of External  
Operations/NIL  
1st Season



**Greg Callan**  
Director of Scouting and  
Video Operations  
1st Season



**Caleb Currier**  
Director of Recruiting  
Operations  
1st Season



**Kylee Smith**  
Director of Creative Content  
and Brand Manager  
1st Season



**Lauren James**  
Graduate Manager  
1st Season



**Shannon Jackson**  
Player Development Coach  
2nd Season



**Rachel Stewart**  
Athletic Trainer  
6th Season

# TABLE OF CONTENTS

## INFORMATION

Media Information.....	1
Quick Facts.....	2
Communications & PR .....	2
2022-23 Roster .....	3
McCamish Pavilion.....	4

## MEET THE TEAM

Nerea Hermosa.....	6-7
Aixa Wone Aranaz.....	8
Anisa Clark .....	9
Avyonce Carter.....	10
Eylia Love.....	11-12
Kayla Blackshear .....	13
Carmyn Harrison.....	14
Newcomers .....	15-17
Nell Fortner .....	18-19
Coaches and Staff Profiles .....	20-23
Administration.....	24-26

## SEASON IN REVIEW

2021-22 Results .....	28
Game-by-Game Stats.....	29
Individual Stats .....	30
Superlatives .....	31
Box Scores.....	32-39
Season Results .....	40

## HISTORY

Year-by-Year Records.....	42
Year-by-Year Results .....	43-50
All-time Letterwinners and Coaches .....	51-52
All-time Series History .....	53-54
GT vs. the Conferences.....	55-56
Fortner vs. Opponents .....	57
Series History .....	58-68
Rankings History.....	69-70
ACC Tournament Results .....	71
Post-season Results.....	72
Honors and Awards.....	73-76
#ProJackets .....	77

## RECORDS

Tech Records.....	79-83
Individual Records.....	83-84
Opponent Records.....	85-86
Career Leaders .....	87-88
Records By Class .....	89
Annual Leaders .....	90-91
Year-by-Year Stats .....	92-93
The Last Time .....	94
1,000 Point Scorers .....	95-96
NCAA Tournament Record Book .....	97-104
ACC Network .....	105

## MEDIA INFORMATION

Georgia Tech's practices are closed to the public and the media, but the Yellow Jackets' players and coaches are available to the media by request before or after practices. The weekly practice schedule varies once the season begins.

- All interview requests should be made through Liz Ryan at least 24 hours in advance. Media are asked not to contact players directly either by phone or email. Players are not available on gamedays until after the game.

## RELEASES/PHOTOS BY EMAIL

All Georgia Tech women's basketball releases, statistics, game notes and media advisories are distributed via email to a list maintained by the athletic communications office. Media wishing to be added to this list should send a request to Liz Ryan (lryan@athletics.gatech.edu). Photographs are available upon request.

## RAMBLINWRECK.COM / SOCIAL MEDIA

-RamblinWreck.com - Georgia Tech's official website is continuously updated with all of Tech's releases, statistics, game notes, biographies and other information. Game notes and bio updates are generally posted at least 24 hours prior to each game, while updated statistics and box scores are posted following each game.

-Twitter (@GTWBB), Instagram (@GTWBB), Facebook - Georgia Tech women's basketball information and updates will also be posted to the team's Twitter, Instagram and Facebook pages, along with photos and behind-the-scenes activities.

## MEDIA CREDENTIALS FOR HOME GAMES

-Media credentials are issued to accredited members of the working media only. Working space is limited, and children, spouses and other non-workers will not be granted credentials or access to media areas.

-Media seating and workspace at McCamish Pavilion is in the upper level, section 211, and the media entrance to the arena is through the west entrance off of Fowler Street. Media will call is located at the west entrance to McCamish Pavilion.

-Requests for credentials should be made in writing via email at least 24 hours in advance of each game to Liz Ryan. Credentials will not be mailed. They can be picked up the night of the game at the media entrance.

-Photo credentials are granted to still photographers and videographers on assignment for a media agency only.

## DIRECTIONS TO MCCAMISH PAVILION AND THE ZELNAK CENTER

-Going South on I-75: Take exit 250 (16th/14th/10th Streets) and follow through light at 14th Street. Stay to the right and follow to 10th Street, where McCamish Pavilion is straight ahead. Turn right to access the parking areas other than the main lot.

-Going South on I-85: Take exit 84 (17th/14th/10th Streets). You will stay to the left immediately upon exiting the interstate, but will need to move to the right after 16th Street. Follow until you reach 10th Street where McCamish Pavilion will be in front of you. Take a right on 10th Street and an immediate left on Fowler Street and access the main arena parking lot off of 8th Street.

-Going North on I-75/85: Take the 10th Street exit (250). Turn left on 10th Street and after you cross the bridge, McCamish Pavilion will be on your left. Just past the arena, turn left at Fowler Street (first traffic light). Take first left at 8th Street and follow to main arena parking lot.

## NCAA INFRACTIONS INFORMATION

In September 2021, the National Collegiate Athletic Association (NCAA) Division I Committee on Infractions found the Georgia Institute of Technology women's basketball program responsible for committing violations of NCAA legislation.

The case centered on impermissible countable athletically related activity (CARA) and coaching limitation violations that occurred from the 2016-17 academic year through February 2019. During this time, the former head coach consistently required student-athletes to practice in excess of permissible limitations for CARA and did not provide them with a required day off. In addition, the former head coach permitted graduate student managers to provide impermissible instruction, which caused the program to exceed the limit on countable coaches.

Penalties levied by the NCAA include:

- Three years of probation from Sept. 25, 2023 through Sept. 25, 2026;
- A fine of one percent of the budget for the women's basketball program (in addition to a self-imposed \$5,000 fine);
- The former head coach shall be subject to a one-year show-cause order from Sept. 21, 2021 through Sept. 20, 2022;
- The former assistant coach shall be subject to a five-year show-cause order from Sept. 21, 2021 through Sept. 21, 2026;
- Georgia Tech shall conduct a review of its athletics compliance program including, but not limited to, an external audit of the athletics compliance program;

The prescribed penalties are in addition to the following measures that were self-imposed by Georgia Tech:

- The aforementioned \$5,000 fine;
- A reduction in countable athletically related activities (CARA) as follows:
  - o Spring 2020 – reduced CARA by one hour per week (three hours total before Covid-19 shutdown)
  - o Summer 2020 – reduced CARA by one hour per week (36 hours total)
  - o Fall 2020 – reduced CARA by one hour per week (11 hours total)
  - o Spring 2021 – reduced CARA by two hours per week (16 hours total)



## GEORGIA TECH ATHLETIC ASSOCIATION

150 Bobby Dodd Way NW  
Atlanta, GA 30332  
404-894-5400  
[www.RamblinWreck.com](http://www.RamblinWreck.com)  
Twitter: @GTathletics  
Facebook: GTathletics  
Instagram: @GTathletics  
YouTube: RamblinWreckTube

### CREDITS

#### EDITOR

Liz Ryan

#### EDITORS

Mike Flynn, Mike Stamus

#### COVER DESIGN

Tyler Wheeler

#### PHOTOGRAPHY

Danny Karnik, Kyle Hess,  
in addition to numerous other photographers  
who have contributed to Georgia Tech athletics  
archives over the years

© 2021, Georgia Tech Athletic Association



## 2022-23 QUICK FACTS

### GENERAL

Full Name.....Georgia Institute of Technology  
Location.....Atlanta, Ga.  
Founded.....1885  
Enrollment.....43,859  
Nicknames.....Ramblin' Wreck, Yellow Jackets  
Colors.....Old Gold and White  
Arena (Cap.).....McCamish Pavilion (8,600)  
President.....Dr. Ángel Cabrera  
Athletics Director.....J Batt  
Faculty Ath. Representative.....Dr. Jenna Jordan  
Sport Administrator.....Joeleen Akin

### COACHES AND STAFF

Head Coach (Year).....Nell Fortner (4th)  
Twitter.....@NellOnWheels  
Career Record.....220-148 (.598)  
Record at Tech.....58-31 (.652)  
Alma Mater.....Texas, 1982  
Associate Head Coach.....Tasha Butts  
Associate Head Coach.....Blanche Alverson  
Assistant Coach.....LaSondra Barrett  
Director of WBB Ops.....Ashlee Villarreal

### TEAM INFORMATION


2021-22 Overall Record.....21-11  
2021-22 ACC Record.....11-7  
2021-22 Home Record.....12-4  
2021-22 Road Record.....8-5

2021-22 Neutral Record.....1-2  
Letterwinners R/L.....6/6  
Starters R/L.....2/3  
Newcomers.....7

### HISTORY

First Year.....1974-75 (49th season)  
Overall Record.....744-662 (.529)  
ACC Record.....241-384 (.386)  
ACC Tournament Record.....21-43  
Postseason Record.....23-26 (NCAA, WNIT & AIAW)  
NCAA Appearances/Last.....11, 2022  
NCAA Tournament Record.....7-11  
WNIT Record.....14-7  
All-Time Home Record.....401-223  
All-Time Road Record.....188-295  
All-Time Neutral Record.....86-86

## GEORGIA TECH ATHLETICS COMMUNICATIONS AND PUBLIC RELATIONS



### MIKE FLYNN

Assistant A.D.  
Communications and Public Relations  
E: mflynn@athletics.gatech.edu



### LIZ RYAN

Associate Director  
Communications and Public Relations  
**WOMEN'S BASKETBALL CONTACT**  
O: (404) 894-5445  
M: (404) 431-9619  
E: lryan@athletics.gatech.edu



### MIKE STAMUS

Associate Director  
Communications and Public Relations  
E: mstamus@athletics.gatech.edu



### ANDREW CLAUSEN

Assistant Director  
Communications and Public Relations  
E: aclausen@athletics.gatech.edu



### T.J. STRICKLIN

Assistant Director  
Communications and Public Relations  
E: tstricklin@athletics.gatech.edu



# 2022-23 ROSTER

## Numerical

No.	Name	YR	POS	HT	Hometown	High School/Last School
1	Cameron Swartz	5th	G	5-11	Marietta, Ga.	Fellowship Christian/Boston College
4	Anisa Clark	Jr.	G	5-7	McDonough, Ga.	Union Grove
5	Tonie Morgan	Fr.	G	5-9	Tallahassee, Fla.	Florida State University Schools
10	Bianca Jackson	5th	G	5-11	Montgomery, Ala.	Brewbaker Tech Magnet/Florida State
11	Aixa Wone Aranaz	Sr.	F	6-3	Pamplona, Spain	IES Joaquim Blume/Ohio State
13	Kayla Blackshear	So.	F	6-1	Orlando, Fla.	Lake Highland Prep/Alabama
14	Raeven Boswell	Fr.	G	5-11	Austin, Texas	Lake Travis
15	Avyonce Carter	Jr.	G	5-10	Norcross, Ga.	Wesleyan
20	Nerea Hermosa	Sr.	C	6-5	Vitoria, Spain	IES Joaquim Blume
22	Inés Noguero Outeiral	Fr.	G	5-9	Gijón, Spain	Joaquim Blume
24	Eylia Love	Jr.	G/F	6-1	Kansas City, Kansas	Olathe North
25	Kara Dunn	Fr.	G	5-11	Dallas, Ga.	Mount Paran Christian School
33	Carmyn Harrison	So.	F	6-2	Memphis, Tenn.	Hutchison School

## Alphabetical

No.	Name	YR	POS	HT	Hometown	High School/Last School
11	Aixa Wone Aranaz	Sr.	F	6-3	Pamplona, Spain	IES Joaquim Blume/Ohio State
13	Kayla Blackshear	So.	F	6-1	Orlando, Fla.	Lake Highland Prep/Alabama
14	Raeven Boswell	Fr.	G	5-11	Austin, Texas	Lake Travis
15	Avyonce Carter	Jr.	G	5-10	Norcross, Ga.	Wesleyan
14	Anisa Clark	Jr.	G	5-7	McDonough, Ga.	Union Grove
25	Kara Dunn	Fr.	G	5-11	Dallas, Ga.	Mount Paran Christian School
33	Carmyn Harrison	So.	F	6-2	Memphis, Tenn.	Hutchison School
20	Nerea Hermosa	Sr.	C	6-5	Vitoria, Spain	IES Joaquim Blume
10	Bianca Jackson	5th	G	5-11	Montgomery, Ala.	Brewbaker Tech Magnet/Florida State
24	Eylia Love	Jr.	G/F	6-1	Kansas City, Kansas	Olathe North
5	Tonie Morgan	Fr.	G	5-9	Tallahassee, Fla.	Florida State University Schools
22	Inés Noguero Outeiral	Fr.	G	5-9	Gijón, Spain	Joaquim Blume
1	Cameron Swartz	5th	G	5-11	Marietta, Ga.	Fellowship Christian/Boston College

**Head Coach:** Nell Fortner (Texas, 1982) – 4th season

**Associate Head Coach:** Tasha Butts (Tennessee, 2004) – 4th season

**Associate Head Coach:** Blanche Alverson (Auburn, 2013) – 4th season

**Assistant Coach:** LaSondra Barrett (LSU, 2011) – 1st season

**Director of Operations:** Ashlee Villarreal

**Director of Scouting and Video Operations:** Greg Callan

**Director of Creative Content and Brand Manager:** Kylee Smith

**Assistant Director of External Operations/NIL:** Becca Bornhorst

**Director of Recruiting Operations:** Caleb Currier

**Graduate Manager:** Lauren James

**Athletic Trainer:** Rachel Stewart

**Strength & Conditioning Coach:** Shannon Jackson



McCamish Pavilion (8,600)

## MCCAMISH PAVILION HIGHLIGHTS

- Groundbreaking: May 5, 2011
- Opening: October, 2012
- Capacity: 8,600
- Club seating
- Center-hung scoreboard
- Primarily chairback seating
- Grand entrance (10th & Fowler)
- Alexander Memorial Courtyard (on Fowler Street)
- Theatrical lighting
- 2,500 cubic yards of concrete removed
- 3,000 cubic yards of concrete installed
- 500 tons of new steel installed
- Over 1 mile of new railing installed
- 20,000 gallons of paint
- 2,000 feet of new mechanical piping
- 2,500 feet of new ductwork
- \$4M in new audio-visual and scoreboards
- 50 TV's throughout the concourse and Callaway Club
- Farthest distance material has traveled to get on site: 4,835 miles
- Shortest distance material has traveled to get on site: 1 mile
- Number of Tech alumni involved in the project: Over 100
- Number of days construction took: 520
- Number of 1950's old style Coke bottles found while installing the underground foundations: 11
- Number of new staircases: 13
- Number of new sports lights for the competition floor: Over 300
- 270-degree court view from concourse

## WOMEN'S BASKETBALL IN MCCAMISH

### HISTORY

**Record in McCamish Pavilion (10 seasons):** 123-51 (.707)

**First Game in McCamish Pavilion:** L, 54-71 vs. #20/16 Tennessee, Nov. 11, 2012

**Most Points Scored in McCamish Pavilion:** 105 vs. Morgan State, Nov. 16, 2014


**Largest Home Crowd in McCamish Pavilion:** 5,517 vs. #20/16 Tennessee, Nov. 11, 2012

### LARGEST HOME CROWDS

*Includes both Alexander Memorial Coliseum and McCamish Pavilion*

1.	11/21/10	#1/1 UConn	L, 71-51	7,325
2.	2/8/95	#11/11 UNC	L, 84-62	6,621
3.	12/5/08	Georgia	W, 57-42	6,212
4.	2/7/99	#9/11 Duke	L, 74-73	6,058
<b>5.</b>	<b>11/11/12</b>	<b>#20/16 Tenn.</b>	<b>L, 54-71</b>	<b>5,517</b>
<b>6.</b>	<b>12/9/22</b>	<b>#3/2 UConn</b>	<b>W, 57-44</b>	<b>4,587</b>
7.	1/23/93	#10 Virginia	L, 107-81	4,158
8.	2/21/93	Wake Forest	W, 85-72	4,136
9.	2/16/03	Virginia	L, 56-54	4,044
10.	1/26/02	Clemson	W, 83-78	3,965
11.	12/13/09	MVSU	W, 89-41	3,864
12.	1/20/96	#7/7 Virginia	L, 79-58	3,849
13.	1/8/04	#1/2 Duke	L, 45-77	3,833
14.	2/11/96	Wake Forest	W, 75-65	3,827
15.	2/18/99	#17/17 Virginia	L, 73-86	3,812
16.	1/13/03	#1/1 Duke	L, 59-79	3,592
17.	1/9/00	#14/10 Duke	L, 45-64	3,512
18.	2/27/94	Duke	W, 64-56	3,385
19.	2/10/08	#3/3 UNC	L, 61-75	3,257

**Bold** = McCamish Pavilion







## ***STUDENT-ATHLETES & STAFF***

Student-Athlete Profiles	6-17
Coaches Profiles	18-23
Administration	24-26

## STUDENT-ATHLETE PROFILES



## NEREA HERMOSA #20

Sr. • 6'5"

Center

Vitoria, Spain

IES Joaquim Blume

## AWARDS

- >> 2019-20 ACC Academic Honor Roll
- >> 2020-21 All-ACC Academic Team

## BIO

**2021-22 (Junior):** Started all 32 games...Finished second on the team in scoring, averaging 10.6 points per game...Also second on the team in rebounding, securing 5.6 rebounds per game...Shot 50.3 percent (145-288) from the field and 81.4 percent (48-59) from the free throw line...Finished tied for second on the team in blocks with 36...Recorded 18 games with double-figure scoring totals, including eight with 15-plus points...Led Jackets in scoring six times...Scored a then-career-high in season-opener at Central Michigan (11/9) with 18 points on 9-for-10 shooting...Finished with three steals, two assists and a rebound against the Chippewas...Pulled down 10 rebounds and nearly missed a double-double with nine points against Kennesaw State (11/11)...Recorded a solid night at ETSU (11/17) dropping 17 points and 10 rebounds for her first double-double of the season...Her 10 rebounds matched her career-high, as did her 5-for-6 performance at the free throw line...Just missed a double-double against Auburn (11/21) with 11 points and nine rebounds...Also dished out three assists against the Tigers...Added 10 points, seven rebounds, season-high three blocks and two steals in win against Hofstra (11/24)...Contributed eight points, six rebounds, three assists, a block and steal at Purdue (12/1) in the Big Ten/ACC Challenge...Dropped a team-high 14 points in win at Georgia (12/5), connecting on a personal-best 6-of-9 free throws...Played the full 40 minutes against No. 3/2 UConn (12/9) and finished with 13 points, six rebounds, three assists and a block and steal...

Added 16 points in win against Wake Forest (12/19), hitting eight field goals...Dropped 20 points in win against Virginia (1/9) on eight field goals and a 4-for-4 effort at the free throw line...Also secured seven rebounds against the Cavaliers...Led Tech offensively at Miami with 12 points (1/16)...Set another career-high in scoring with 21 points at Syracuse (1/20)...Scored 15 points and dished out a career-high seven assists against Boston College (1/27) to go along with two steals and five rebounds...Finished with 12 points at Clemson (1/30) for second straight game in double-figures...Added 12 points in win at Duke (Feb. 1) with six field goals to go along with seven rebounds, five assists and a block...Finished with 13 points on 5-for-8 shooting at NC State (2/7) and recorded three blocks...Added 10 points at Virginia Tech (Feb. 10)...Finished with 19 points in OT win against Clemson (2/13)...Dropped 13 points at Florida State (2/24), going 6-for-8 from the field...Contributed 16 points on eight field goals at Wake Forest (2/27)...Pulled down seven rebounds in ACC Tournament second round game against Wake Forest (3/3)...Finished with six points against Notre Dame (3/4) in the quarterfinals...Added seven points, three rebounds and three blocks against Kansas (3/18) in NCAA Tournament first round action.

**2020-21 (Sophomore):** Started 21 games while appearing in all 26 in her sophomore campaign...Owned 10 games scoring in double-figures...Notched first career double-double at Boston College...Finished fifth on the team in scoring, averaging 8.1 points per game...Second on the team in blocks with 27...Contributed six points and five rebounds in Tech's season-opening win against Georgia State (11/25)...Pitched in 10 points, shooting 5-of-9 from the floor, and pulled down five rebounds against Georgia (11/29)...Blocked two shots at Notre Dame (12/13) as Tech recorded first-ever win over Fighting Irish...Added 10 points against No. 3 NC State (12/31) shooting 4-for-5 from the field, while also pulling down six rebounds and blocking two shots...Scored 12 points and played prominent role at Notre Dame (1/3)...Nearly missed a double-double with eight rebounds and went a perfect 4-for-4 from the free throw line...Came off the bench to contribute five rebounds, three points, two assists, a block and a steal in Tech's win at Clemson (1/7)...Played a season-high 37 minutes and earned the start against Virginia Tech (1/10)...Finished with eight points, seven rebounds, two blocks and an assist in the win over the Hokies...Was unstoppable in Tech's win at Wake Forest (1/21), tying her career-high with 16 points, shooting a perfect 8-for-8 from the field...Attempted a career-high 11 field goals in





Tech's win against Florida State (1/24) to finish with nine points... Also pulled down eight rebounds against the Seminoles... Helped lead Tech to victory at Miami (1/28) with 10 points on 5-of-8 shooting, also secured six rebounds... Strong presence in Tech's win against Syracuse (2/2), finishing with nine points, five rebounds and three steals... Posted nine points and four rebounds in win over Clemson (2/4)... Posted 13 points at Louisville (2/11), shooting 5-for-8 from the field, while also pulling down six rebounds... Tied for team-high 15 points in win over Miami (2/16), shooting 7-for-9 from the field, while pulling down seven rebounds and blocking two shots... Led Tech to a win at Florida State (2/18) with a team-high 14 points on 7-for-10 shooting... Nearly missed a double-double against the Seminoles with eight rebounds... Recorded first collegiate double-double at Boston College (2/21) behind team-best 14 points and 10 rebounds, marking her first double-digit rebounding performance... Shot 6-of-9 from the field and also recorded three blocks... Contributed 12 points on 6-of-9 shooting and three blocks against Pitt (2/28)... Saw action in both ACC Tournament games, adding four points against Clemson (3/5) and NC State (3/6)... Played 27 minutes against Stephen F. Austin (3/21) in NCAA Tournament first round action, posting six points and six rebounds... Helped Tech reach the Sweet 16, playing 21 minutes against West Virginia (3/23)... Finished with five rebounds, two points and an assist against top-seeded South Carolina (3/28) in the Sweet 16.

**2019-20 (True Freshman):** Took the floor in all 31 games as a freshman and earned the start in 15... Finished the season averaging 6.5 points and 4.1 rebounds per game... Fourth on the team in rebounding... Recorded nine games scoring in double-figures... Made her collegiate debut against Houston (11/5), finishing with four points and three rebounds... Had a strong performance against Grambling State (11/10), notching her first double-figure game with 15 points, going 5-for-6 from both the field and free throw line... Blocked three shots in Tech's win at Georgia (11/17), marking

the first program win in history in Athens... Pulled down season-best nine rebounds in win over Georgia State (11/20), while also dishing out season-high four assists... Added 12 points in win over Seton Hall in Junkanoo Jam (11/28), going 6-for-9 from the field... Led team against Rutgers (11/30) offensively with 13 points in Junkanoo Jam championship game... Scored game-high 14 points in win over Wisconsin (12/5), connecting on 7-for-10 from the field to set season-bests... Finished with nine points, on 4-of-5 shooting, three rebounds and an assist at Wake Forest (1/5)... Came off the bench at Syracuse (1/16) to post eight points, two steals, two blocks and one rebound... Blocked a career-high four shots against North Carolina (1/23) and finished with five points and four rebounds... Finished with eight points and eight rebounds at Miami (1/30) in 37 minutes... Dropped season-high 16 points in win at Pittsburgh (2/6) and finished with seven rebounds, two steals, two blocks and an assist... Contributed 12 points in Tech's win at No. 4 NC State (2/16) and finished with six rebounds, three blocks, an assist and a steal... Went 6-for-6 from the field against the Wolfpack... Led Tech with 11 points against No. 5 Louisville (2/20)... Added 10 points in Tech's win over No. 17/18 Florida State (2/23)... Dropped 14 points in win over Pitt (3/5) in the second round of the ACC Tournament and pulled down eight rebounds.

**PREP:** Member of Spain's National Team... First participated with the National Team with the U14 team, playing in the BAM International Tournament in Slovenia... Earned MVP in round seven for her 27-point, seven-rebound performance against Barça-CBS... Competed in U16 European Championship when Spain finished fifth... Averaged 4.8 points and 3.0 rebounds per game during the tournament... Played with U17 Spanish National Team in World Cup in Belarus... Averaged 10.1 points, 8.7 rebounds and 1.0 blocks per game as Spain finished fifth... Ranked No. 5 international recruit by Prospects Nation, No. 6 by Go Global and No. 15 international ranking by Collegiate Girls Basketball Report when she signed with Georgia Tech.



## CAREER STATS

					Total		3-Point				F-Throw				Rebounds											
Year	GP	GS	Min	Avg	FG	FGA	Pct	FG	FGA	Pct	FT	FTA	Pct	Off	Def	Tot	Avg	PF	F0	Ast	TO	Blk	Stl	Pts	Avg	
2019-20	31	15	664	21.4	89	165	.539	0	0	.000	25	44	.568	57	69	126	4.1	59	0	24	49	21	19	203	6.5	
2020-21	26	21	671	25.8	95	170	.559	0	0	.000	21	32	.656	62	67	129	5.0	58	3	21	33	27	15	211	8.1	
2021-21	32	32	1020	31.9	145	288	.503	0	0	.000	48	59	.814	67	111	178	5.6	55	1	58	61	36	26	338	10.6	
TOTAL	589	68	2354	26.4	329	623	.528	0	0	.000	94	135	.696	186	247	433	4.9	172	4	103	143	84	60	752	8.4	

## ACC STATS

					Total			3-Point			F-Throw			Rebounds											
Year	GP	GS	Min	Avg	FG	FGA	Pct	FG	FGA	Pct	FT	FTA	Pct	Off	Def	Tot	Avg	PF	F0	Ast	T0	Blk	Stl	Pts	Avg
2019-20	18	4	359	20.0	49	82	.598	0	0	.000	10	21	.476	31	28	59	3.3	29	0	10	23	17	9	108	6.0
2020-21	18	13	481	26.7	77	125	.616	0	0	.000	19	28	.679	49	46	95	5.3	38	2	15	25	24	12	173	9.6
2021-22	18	18	602	33.5	91	173	.526	0	0	.000	26	28	.929	42	50	92	5.1	34	1	37	36	14	12	208	11.6
TOTAL	54	35	1442	26.7	217	380	.571	0	0	.000	55	77	.714	122	124	246	4.6	101	3	62	84	55	33	489	9.1

## STUDENT-ATHLETE PROFILES

**AIXÁ WONE ARANA #11**

Sr. • 6'3"

Forward

Pamplona, Spain

IES Joaquim Blume

**BIO**

**2021-22 (Junior):** Took the floor in 28 outings, playing season-high 17 minutes against Wake Forest in the ACC Tournament second round... Averaged 6.8 minutes per game... Finished the season averaging 0.8 points and 0.8 rebounds per game... Scored season-high six points twice against Boston University and Florida State... Pulled down three rebounds and had an assist in season-opener at Central Michigan (11/9)... Added four points in win over Kennesaw State (11/11), hitting a field goal and going 2-for-2 from the free throw line... Pulled down two rebounds in win against Wake Forest (12/19) playing six minutes... Saw season-high 14 minutes of playing time against Boston University (12/21) and hit three field goals to finish with six points... Provided valuable minutes off the bench against Florida State (1/13) and finished with six points to match her season-high, hitting three field goals... Dished out an assist and pulled down a rebound against Clemson (2/13) in 11 minutes of playing time... Pulled down an offensive board, converting with a second chance layup against Miami (2/20)... Took the floor for 17 minutes against Wake Forest (3/3) in the second round of the ACC

Tournament and contributed a field goal... Saw game action in the ACC Tournament quarterfinals against Notre Dame (3/4), securing a rebound... Appeared in Tech's NCAA Tournament game against Kansas (3/18) for 3:16 of action.

**2020-21 (Sophomore):** Took the floor in eight contests for Tech... Saw first action as a Yellow Jacket against Georgia State (11/25) and finished with five rebounds and two points... Pitched in five points, hitting 3-of-4 from the free throw line, and five rebounds against Georgia (11/29)... Grabbed four rebounds against Tulane (12/3)... Earned first start as a Yellow Jacket in ACC-opening win over Boston College (12/9)... Recorded her third start on the season against NC State (12/31) and blocked her first shot of the season... Posted four points and four rebounds in second meeting at Notre Dame (1/3)... Earned the start at Clemson (1/7) and dished out an assist.

**At Ohio State (2019-20):** Appeared in 28 games as a freshman at Ohio State, making five starts... Finished with 43 points, 37 rebounds, 17 assists and eight steals... Scored season-high 12 points against Ohio, going 5-for-8 from the floor... Played season-high 28 minutes at Sacramento State, finishing with five points, six rebounds and three assists.

**PREP:** Member of multiple Spanish National Teams... Helped lead U16 Spanish National Team to 2016 Women's European Championship gold medal, averaging 8.6 points, 4.1 rebounds and 25.6 minutes per game... Member of U18 National Team that captured silver at European Championship... Helped lead U19 National Team to bronze medal at World Cup Championship in Thailand, averaging 8.7 points and 6.4 rebounds... Participated in U17 and U20 European Championships... Also played in U18 3x3 World and European Championships... Ranked No. 15 international prospect by ProspectsNation.com.

**CAREER STATS (OHIO STATE & GEORGIA TECH)**

					Total			3-Point			F-Throw			Rebounds											
Year	GP	GS	Min	Avg	FG	FGA	Pct	FG	FGA	Pct	FT	FTA	Pct	Off	Def	Tot	Avg	PF	FO	Ast	TO	Blk	Stl	Pts	Avg
2019-20	28	5	255	9.1	17	50	.340	2	16	.125	7	11	.636	15	22	37	1.3	33	1	17	26	1	8	43	1.5
2020-21	8	4	150	18.7	8	27	.296	0	2	.000	4	5	.800	9	12	21	2.6	12	0	13	4	1	2	20	2.5
2021-22	28	0	190	6.8	9	22	.409	0	1	.000	5	8	.625	13	10	23	0.8	26	0	9	17	3	2	23	0.8
GT Total	36	4	340	9.4	17	49	.347	0	3	.000	9	13	.692	22	22	44	1.2	38	0	22	21	4	4	43	1.2
TOTAL	64	9	595	9.3	34	99	.343	2	19	.105	16	24	.667	37	44	81	1.3	71	1	39	47	5	12	86	1.3

**ACC STATS**

Year	GP	GS	Min	Avg	Total			3-Point			FT	F-Throw		Rebounds				PF	FO	Ast	TO	Blk	Stl	Pts	Avg
					FG	FGA	Pct	FG	FGA	Pct		FTA	Pct	Off	Def	Tot	Avg								
2020-21	5	4	86	17.2	5	14	.357	0	0	.000	1	1	1.000	5	2	7	1.4	5	0	8	2	1	2	11	2.2
2021-22	16	0	92	5.8	4	10	.400	0	0	.000	1	2	.500	4	5	9	0.6	13	0	4	7	2	1	9	0.6
TOTAL	21	4	178	8.5	9	24	.375	0	0	.000	2	3	.667	9	7	16	0.8	18	0	12	9	3	3	20	0.9



## STUDENT-ATHLETE PROFILES



## ANISA CLARK

#4

Jr. • 5'7"

Guard

McDonough, Ga.

Union Grove

and served as team captain her senior season... Was named Henry County All-Star Team in 2020... Tabbed 2020 Offensive Player of the Year... Also competed in track and field in shot put and discus... Received Scholar-Athlete Award three times (2017, 2019 and 2020)... Served as president of UGHS National Honor Society as a senior... Received 2020 Cindy Schell Geller Most Outstanding Student Award... President of UGHS HOSA Future Health Professionals (2019-20) and was president-elect in 2018-19... Was Student Council Class Secretary as a junior and Reading Bowl Secretary as a sophomore... Member of National Spanish Honor Society (2018-20) and Beta Club (2017-20)... Allied Health and Medicine Certified Pathway completer.

## BIO

**2021-22 (Sophomore):** Took the floor in three outings... Saw first game action in home-opener against Kennesaw State (11/11)... Saw game action against Wake Forest (12/19)... Took the floor against Boston University (12/21).

**2020-21 (Freshman):** Saw action in three outings in her inaugural season for the Yellow Jackets... Took the floor in the final minute against Georgia State (11/25) in season-opening action... Hit a long distance three-pointer at Wake Forest (1/21) for first collegiate field goal... Took the floor in the final minute against West Virginia (3/23) in NCAA Tournament second round action.

**PREP:** Attended Union Grove High School... Played for coach Dock Gammage

**PERSONAL:** Chose Georgia Tech to be challenged both academically and athletically, it would prepare her for a successful career post-graduation, and the city of Atlanta... Began playing basketball at age seven when her parents encouraged her to sign up for a local church basketball league... Lists most memorable non-athletic accomplishment as graduating high school with a perfect GPA... Lists hitting the game-winning three-pointer that allowed Union Grove to earn the three seed in the state playoffs as most memorable athletic accomplishment.



## CAREER STATS

					Total			3-Point			F-Throw			Rebounds											
Year	GP	GS	Min	Avg	FG	FGA	Pct	FG	FGA	Pct	FT	FTA	Pct	Off	Def	Tot	Avg	PF	FO	Ast	TO	Blk	Stl	Pts	Avg
2020-21	3	0	4	1.2	1	1	1.000	1	1	1.000	0	0	.000	0	0	0	0.0	1	0	0	0	0	0	3	1.0
2021-22	3	0	4	1.4	0	3	.000	0	3	.000	0	0	.000	0	0	0	0.0	0	0	0	0	0	0	0	0.0
TOTAL	6	0	8	1.3	1	4	.250	1	4	.250	0	0	.000	0	0	0	0.0	1	0	0	0	0	0	3	0.5

## ACC STATS

					Total			3-Point			F-Throw			Rebounds											
Year	GP	GS	Min	Avg	FG	FGA	Pct	FG	FGA	Pct	FT	FTA	Pct	Off	Def	Tot	Avg	PF	FO	Ast	TO	Blk	Stl	Pts	Avg
2020-21	1	0	2	1.8	1	1	1.000	1	1	1.000	0	0	.000	0	0	0	0.0	1	0	0	0	0	0	3	3.0
2021-22	1	0	0.4	0.8	0	0	.000	0	0	.000	0	0	.000	0	0	0	0.0	0	0	0	0	0	0	0	0.0
TOTAL	2	0	2	1.2	1	1	1.000	1	1	1.000	0	0	.000	0	0	0	0.0	1	0	0	0	0	0	3	1.5

## STUDENT-ATHLETE PROFILES



## AVYONCE CARTER #15

Jr. • 5'10"  
Guard  
Norcross, Ga.  
Wesleyan

### BIO

**2021-22 (Sophomore):** Saw action in 30 games... Averaged 11.2 minutes per game off the bench... Contributed 3.3 points per game... Shot 33.3 percent (33-99) from the field and 58.5 percent (31-53) from the free throw line... Played seven minutes in season-opener at Central Michigan (11/9) and scored six points off two field goals and two free throws... Recorded first career block in win against Kennesaw State (11/11), while finishing with three points and an assist... Played career-high 17 minutes at ETSU (11/17) and finished with four points, hitting a pair of field goals... Hit two field goals and a free throw to finish with five points against Hofstra (11/24) while recording a steal... Pulled down a personal-best six rebounds at Purdue (12/1), including four offensive... Played 10 minutes in win at Georgia (12/5) and hit a field goal... Played seven minutes in win against No. 3/2 UConn (12/9), contributing solid minutes off the bench... Scored a career-high 14 points against Furman (12/12) for her first double-figure offensive outing in her collegiate career... Went 6-for-9 at the free throw line against the Paladins, both marking personal-bests, to help Tech to victory... Played 17 minutes against No. 3/2 Louisville (1/2) and posted three rebounds, two points and an assist... Contributed nine points, four rebounds, two assists and two steals in win over Virginia (1/9)... Dished out career-high three assists at Pitt (1/11)... Went 3-for-4 from the free throw line against Boston College (1/27)... Pulled down five rebounds at Clemson (1/30)... Saw seven minutes of action against Clemson (2/13)... Finished with five rebounds and four points against Miami (2/20)... Provided a spark off the bench at

Florida State (2/24), finishing with six points... Recorded second double-figure scoring out at Wake Forest (2/27), finishing with 11 points on five field goals and a free throw... Combined for 21 minutes of game action in ACC Tournament... Played 17 minutes against Wake Forest (3/3) in second round action and posted three rebounds and two points... Hit a field goal and free throw against Notre Dame (3/4) in the quarterfinals... Finished with five points, two rebounds and an assist in 13 minutes of playing time against Kansas (3/18) in Tech's NCAA Tournament first round game... Went 2-for-4 from the field, including hitting a three-pointer, against the Jayhawks.

**2020-21 (Freshman):** Took the floor in 15 contests as a Yellow Jacket...

Pitched in four points at the free throw line in Tech's season-opener against Georgia State (11/25)... Contributed seven points in ACC win over Boston College (12/9), going 2-for-3 from the field, including a three-pointer... Contributed seven points against No. 3 NC State (12/31) hitting three field goals, including a 3-pointer... Also collected four rebounds against the Wolfpack... Hit a free throw at Wake Forest (1/21)... Played four minutes in win over Miami (2/16), hitting a field goal... Went 2-for-2 at the free throw line at North Carolina (2/25)... Saw action in the final minute against West Virginia (3/23) in NCAA Tournament second round action.

**PREP:** Attended Wesleyan School... Team captain junior and senior seasons...

Helped lead team to 2017 and 2018 State Championships... State runner-up in 2019... Finished high school career third in school history in career points... Tabbed 2020 Region 5-A Player of the Year... 2020 Georgia Athletic Coaches Association Class 1A North Player of the Year... 2019 USA Today first team selection in Georgia... Named Atlanta Journal Constitution first team class A private all-State team in 2019 and second team in 2018... Four star recruit... Ranked No. 7 in position and No. 66 overall by ESPN.

**PERSONAL:** Chose Georgia Tech because of the academic excellence, proximity to home and the family atmosphere with her teammates... Started playing basketball around age 12 after watching it on tv... Lists scoring her 1,000 career point at Wesleyan as most memorable athletic accomplishment... Intends to major in business.



### CAREER STATS

Year	GP	GS	Min	Avg	Total			3-Point			FT	F-Throw			Rebounds				PF	FO	Ast	TO	Blk	Stl	Pts	Avg
					FG	FGA	Pct	FG	FGA	Pct		FTA	Pct	Off	Def	Tot	Avg									
2020-21	15	0	101	6.7	9	33	.273	2	20	.100	9	13	.692	5	11	16	1.1	11	0	2	9	0	4	29	1.9	
2021-22	30	0	335	11.2	33	99	.333	1	24	.042	31	53	.585	29	40	69	2.3	25	0	11	23	1	13	98	3.3	
TOTAL	45	0	436	9.7	42	132	.318	3	44	.068	40	66	.606	34	51	85	1.9	36	0	13	32	1	17	127	2.8	

### ACC STATS

Year	GP	GS	Min	Avg	Total			3-Point			FT	F-Throw			Rebounds				PF	FO	Ast	TO	Blk	Stl	Pts	Avg
					FG	FGA	Pct	FG	FGA	Pct		FTA	Pct	Off	Def	Tot	Avg									
2020-21	13	0	85	6.6	9	29	.310	2	16	.125	5	7	.714	5	7	12	0.9	10	0	0	6	0	3	25	1.9	
2021-22	17	0	174	10.3	16	44	.364	0	4	.000	18	30	.600	14	23	37	2.2	17	0	7	10	0	7	50	2.9	
TOTAL	30	0	259	8.6	25	73	.342	2	20	.200	23	37	.622	19	30	49	1.6	27	0	7	16	0	10	75	2.5	



## STUDENT-ATHLETE PROFILES

**EYLIA LOVE****#24****Jr. • 6'1"****Guard/Forward****Kansas City, Kansas****Olathe North****AWARDS**

&gt;&gt; 2021-22 All-ACC Academic Team

**BIO**

**2021-22 (Sophomore):** Named to the 2021-22 All-ACC Academic Team... Earned a starting role in 31 games and appeared in all 32... Finished third on the team in scoring, averaging 10.5 points per game... Averaged 30.0 minutes per game... Shot 41.7 percent (129-309) from the field and 40.4 percent (23-57) from three-point range... Led Jackets in scoring eight times and rebounding twice... Owned 16 games with double-figure scoring numbers, including seven with 15-plus points... Scored 15 points in season-opener at Central Michigan (11/9), going 5-for-12 from the field and 5-for-6 from the charity stripe... Recorded second-straight game in double-figures with 11 points against Kennesaw State (11/11) and finished with five rebounds... Contributed eight points and five rebounds in win against Belmont (11/14)... Finished with nine points and was perfect 4-for-4 at the charity stripe at ETSU (11/18)... Added seven points and five rebounds against Auburn (11/21)... Played 33 minutes in win against Hofstra (11/24) and posted eight points, six rebounds, two assists and a steal... Finished with 12 points, two assists and a block at Purdue (12/1) in the Big Ten/ACC Challenge... Finished with game-high 14 points in win at Georgia (12/5), shooting 6-for-14 from the field and seven rebounds... Contributed 10 points in win against No. 3/2 UConn (12/9) and recorded two blocks... Recorded 16 points in win over Wake Forest (12/19) shooting 50.0 percent from the field and hitting two three-pointers... Scored career-high 19 points against Boston University (12/21), hitting a personal-best

seven field goals... Matched her career-high in rebounding with nine and set personal-best with five assists in win against Virginia (1/9)... Added 10 points in win against Florida State (1/13) and had two blocks and a steal... Contributed seven points and seven rebounds at Miami (1/16)... Recorded first career double-double with 10 points and career-high 13 rebounds at Syracuse (1/20)... Scored career-high 20 points to lead Tech past Boston College (1/27), shooting 9-for-14 from the field... Finished with 14 points in win at Duke (2/1) after scoring 12 in the first half... Also pulled down eight rebounds against the Blue Devils... Scored game-high 16 points at NC State (2/7), shooting 7-for-14 from the field... Finished with five rebounds, four steals, an assist and a block... Led Jackets with a career-high 26 points in overtime win against Clemson (2/13), making career-high 10 field goals... Led Tech with 12 points against Miami (2/20) and finished with five rebounds... Dished out five assists to match career-high at Florida State (2/24), while posting eight points... Led Tech with 16 points against Wake Forest (3/3) in ACC Tournament second round action... Hit seven field goals and two free throws against the Demon Deacons, while securing four rebounds and an assist... Added 11 points in the quarterfinal round against Notre Dame (3/4), while finishing with six rebounds, five assists and a block... Added seven points, three rebounds and an assist against Kansas (3/18) in NCAA Tournament first round action.

**2020-21 (Freshman):** Earned a pair of starts in her freshman campaign and appeared in all 26 games for Georgia Tech... Recorded five games with double-figure scoring numbers... Pulled down eight rebounds, while finishing with four points and a block in first collegiate game against Georgia State (11/25)... Contributed seven points and four rebounds against Georgia (11/29)... Posted first double-figure scoring performance against Tulane (12/3) with 10 points, going 2-for-2 from three-point range for her first three-pointers of the season... Added 10 points in win over Boston College (12/9), going a perfect 3-for-3 from the field and finishing 4-of-6 at the charity stripe... Contributed 11 points at Notre Dame (12/13) and recorded personal-best three steals in win... Earned first collegiate start against No. 3 NC State (12/31) and played 27 minutes... Earned second start at Notre Dame (1/3) and hit a field goal... Contributed 12 points at Clemson (1/7), hitting personal-best five field goals, while owning three rebounds in the win... Added eight points in Tech's win at Miami (1/28), shooting 4-for-5 from the field... Scored season-high 14 points in Tech's win against Syracuse (2/2), while going 6-for-7 from the free throw line... Contributed six points and a career-high



## STUDENT-ATHLETE PROFILES

nine rebounds in win over Miami (2/16) and added two steals and an assist. . . Matched personal-best, swiping three steals at North Carolina (2/25) . . . Played 21 minutes against NC State (3/6) in ACC Tournament semifinals, finishing with five points. . . Saw action in all three NCAA Tournament games, helping the Jackets reach the Sweet 16. . . Pulled down four rebounds against Stephen F. Austin (3/21) in the opening round. . . Contributed six points, going 3-for-5 from the field, against West Virginia (3/23) . . . Took the floor for five minutes against top-seeded South Carolina (3/28) in the Sweet 16.

**PREP:** Served as team captain senior year at Olathe North High School. . . Tabbed Class 6A first team all-State in 2020. . . McDonald's All-American nominee. . . Gatorade Player of the Year nominee. . . 2020 DiRenna Award finalist. . . Kansas 6A Player of the Year finalist. . . 2020 Sunflower League Player of the Year. . . 2020 All-Sunflower League first team. . . 2020 Class 6A second team. . . Earned Class 6A third team all-State and second team all-conference in 2019. . . Four star prospect. . . Ranked No. 64 overall and No. 12 in position by Collegiate Girls Basketball Report. . . Scored 1,000th career point at Olathe North on March 2, 2019.

**PERSONAL:** Member of National Honor Society in high school. . . Lists most memorable non-athletic accomplishment as maintaining a 4.0 GPA throughout high school. . . Chose Georgia Tech because of the family atmosphere, elite education and location. . . Started playing basketball around six years old with her dad in the driveway. . . Intends to major in psychology.



### CAREER STATS

Year	GP	GS	Min	Avg	Total			3-Point			FT	F-Throw		Off	Def	Rebounds				PF	FO	Ast	TO	Blk	Stl	Pts	Avg
					FG	FGA	Pct	FG	FGA	Pct		FTA	Pct			Tot	Avg										
2020-21	26	2	497	19.1	43	100	.430	4	14	.286	28	38	.737	26	56	82	3.2	55	0	9	28	1	17	118	4.5		
2021-22	32	31	960	30.0	129	309	.417	23	57	.404	56	95	.589	46	107	153	4.8	88	2	48	82	16	19	337	10.5		
TOTAL	58	33	1456	25.1	172	409	.421	27	71	.380	84	133	.632	72	163	235	4.1	143	2	57	110	17	36	455	7.8		

### ACC STATS

Year	GP	GS	Min	Avg	Total			3-Point			FT	F-Throw		Off	Def	Rebounds		PF	FO	Ast	TO	Blk	Stl	Pts	Avg
					FG	FGA	Pct	FG	FGA	Pct		FTA	Pct			Tot	Avg								
2020-21	18	2	349	19.4	32	75	.427	2	12	.167	20	27	.741	17	42	59	3.3	40	0	8	19	0	13	86	4.8
2021-22	18	18	572	31.8	72	173	.416	14	33	.424	26	43	.605	24	72	96	5.3	52	1	29	55	8	15	184	10.2
TOTAL	36	20	921	25.6	104	248	.419	16	45	.356	46	70	.657	41	114	155	4.3	92	1	37	74	8	28	270	7.5

## STUDENT-ATHLETE PROFILES

**KAYLA BLACKSHEAR #13**

So. • 6'1"

Forward

Orlando, Fla.

Alabama/Lake Highland Prep

**PREP:** Attended Lake Highland Prep...Ranked the No. 75 overall recruit in espnW's 2021 class in 2020...Averaged 11.6 points, 7.1 rebounds, 1.5 steals and 1.0 blocks per game at Lake Highland Prep...Shot nearly 42 percent from the floor...Helped Lake Highland Prep claim the 2020 Florida High School Athletic Association's 4A State Championship.

**BIO**

**AT ALABAMA:** Appeared in Crimson Tide's first three games of the 2021-22 season...Averaged 10.2 minutes per game off the bench...Helped Alabama to a 2-1 record to open the season...Contributed 5.0 points and 3.0 rebounds in those three outings...Played 16 minutes in season-opener against Charleston Southern and finished with nine points and six rebounds in the win...Against Southern Mississippi, went 4-for-4 from the free throw line and finished with six points...In three games, shot 66.7 percent (4-for-6) from the field and 87.5 percent (7-for-8) from the free throw line.

**CAREER STATS (AT ALABAMA)**

Year	GP	GS	Min	Avg	Total			3-Point			FT	F-Throw		Off	Def	Rebounds		PF	FO	Ast	TO	Blk	Stl	Pts	Avg
					FG	FGA	Pct	FG	FGA	Pct		FTA	Pct			Tot	Avg								
2021-22	3	0	31	10.3	4	6	.667	0	0	.000	7	8	.875	4	5	9	3.0	5	0	0	2	0	2	15	5.0
<b>TOTAL</b>	<b>3</b>	<b>0</b>	<b>31</b>	<b>10.3</b>	<b>4</b>	<b>6</b>	<b>.667</b>	<b>0</b>	<b>0</b>	<b>.000</b>	<b>7</b>	<b>8</b>	<b>.875</b>	<b>4</b>	<b>5</b>	<b>9</b>	<b>3.0</b>	<b>5</b>	<b>0</b>	<b>0</b>	<b>2</b>	<b>0</b>	<b>2</b>	<b>15</b>	<b>5.0</b>



## STUDENT-ATHLETE PROFILES

**CARMYN HARRISON #33**

So. • 6'2"

Forward

Memphis, Tenn.

Hutchison School

**AWARDS**

&gt;&gt; 2021-22 ACC Academic Honor Roll

**BIO**

**2021-22 (Freshman):** Saw game action in 11 outings during her collegiate debut... Made her collegiate debut at Central Michigan (11/9), playing two minutes and scoring two points off a field goal... Recorded first collegiate block against Kennesaw State (11/11) seeing three minutes of game action... Saw three minutes at ETSU (11/17) and went 2-for-2 at the free throw line... Hit a field goal and free throw in win against Hofstra (11/24) and recorded first collegiate steal... Took the floor against Wake Forest (12/19), helping the Jackets open ACC play with a win... Saw game

action against four ACC opponents – Wake Forest, Louisville, North Carolina and Boston College... Finished the season contributing 0.7 points per game.

**PREP:** Tabbed 2021 Daily Memphian Player of the Year... Five-time all-region (2016-21)... Tabbed all-state three times (2018-21)... GBB Region Champions in 2018-19 and 2020-21... GBB State Champion in 2020-21... High school team captain... Participated in TN BCAT All-Star Game... Also competed in discus/shotput for three seasons... 2018-19 discus and shotput region champion.

**PERSONAL:** Chose Georgia Tech because of the athletics, education and location... Started playing basketball at eight years old... Lists most memorable athletic accomplishment as being one of the first girls basketball teams from Memphis to win the state title, and signing with Georgia Tech... Lists most memorable non-athletic accomplishment as impacting school culture with community service and sports.

**CAREER STATS**

Year	GP	GS	Min	Avg	Total			3-Point			FT	F-Throw		Off	Def	Rebounds		PF	FO	Ast	TO	Blk	Stl	Pts	Avg
					FG	FGA	Pct	FG	FGA	Pct		FTA	Pct			Tot	Avg								
2021-22	11	0	32	2.9	2	3	.667	0	0	.000	4	8	.500	4	5	9	0.8	4	0	0	2	3	1	8	0.7
TOTAL	11	0	32	2.9	2	3	.667	0	0	.000	4	8	.500	4	5	9	0.8	4	0	0	2	3	1	8	0.7

**ACC STATS**

Year	GP	GS	Min	Avg	Total			3-Point			FT	F-Throw		Off	Def	Rebounds		PF	FO	Ast	TO	Blk	Stl	Pts	Avg
					FG	FGA	Pct	FG	FGA	Pct		FTA	Pct			Tot	Avg								
2021-22	4	0	4	1.1	0	0	.000	0	0	.000	0	0	.000	0	0	0	0.0	0	0	0	0	0	0	0.0	
TOTAL	4	0	4	1.1	0	0	.000	0	0	.000	0	0	.000	0	0	0	0.0	0	0	0	0	0	0	0.0	

## STUDENT-ATHLETE PROFILES - NEWCOMERS

**RAEVEN BOSWELL #14**

Fr. • 5'11"  
Guard  
Austin, Texas  
Lake Travis

**BIO**

**PREP:** Multi-sport athlete at Lake Travis High School competing in basketball, track and field and volleyball...Helped lead basketball to district championships in 2019-20 and 2020-21...Awarded all-state honors by the Texas Girls Coaches Association...Three-time All-Vype honoree (2019, 2020 and 2021)...Earned spot on 2021

**KARA DUNN #25**

Fr. • 5'11"  
Forward  
Dallas, Ga.  
Mount Paran Christian School

**BIO**

**PREP:** Attended Mount Paran Christian School in Kennesaw, Ga....Helped lead Eagles to their first-ever Class A Private state championship (2022) contributing 30 points, six rebounds, three assists and two blocks in the title game...Tabbed GHSA Region 7 Player of the Year her junior and senior years...2022 Atlanta Tipoff Club Metro Player of the Year...2022 GACA Player of the Year...2022 Atlanta Journal Constitution All-State Player of the Year and All-State First Team honoree...Earned

**TONIE MORGAN #5**

Fr. • 5'9"  
Guard  
Tallahassee, Fla.  
Florida State University Schools

**BIO**

**PREP:** Attended Florida State University Schools...Played six varsity seasons at Florida High...Tabbed No. 24-ranked prospect by ESPN Hoopgurlz...Two-year team captain...Three-time first team all-Big Bend...Two-time Florida all-State nominee...2022 McDonalds All-American nominee...2022 All-Big Bend Girls

**INÉS NOGUERO #22**

Fr. • 5'9"  
Guard  
Gijón, Spain  
IES Joaquim Blume

**BIO**

**PREP:** Attended Florida State University Schools...Played six varsity seasons at Florida High...Tabbed No. 24-ranked prospect by ESPN Hoopgurlz...Two-year team captain...Three-time first team all-Big Bend...Two-time Florida all-State nominee...2022 McDonalds All-American nominee...2022 All-Big Bend Girls

All-Centex second team...Three-time all-district first team honoree...Named 2019 all-district newcomer...Helped volleyball collect back-to-back district championships in 2019-20 and 2020-21...Also helped Cavaliers to regional quarterfinals in 2019 and 2020...As a member of the track and field team, helped Cavaliers to 2020-21 district championship.

**PERSONAL:** Comes from a long line of athletes in her family...Her father, Mark, was a two-time Olympic high jumper for Canada, competing in the 2000 Summer Olympics in Sydney, Australia and the 2004 Summer Olympics in Athens, Greece.

several recognitions from Sandy Spiel in 2022 including: all-state Ms. Basketball, first team, all-state A-private player of the year, all-state A-private first team...Named basketball's most valued player three times (2019-21)...Multi-sport athlete competing in volleyball...Lettered three years as a middle hitter...Helped volleyball to 2021 1A Private State Volleyball Championship...Volleyball GHSA region 7 player of the year and first-team All-State after leading team in kills, hitting percentage and total blocks...Highly-touted prospect...Ranked No. 1 small forward in Georgia by Sandy Spiel...No. 2 overall class of 2022 recruit in Georgia by PrepGirlsHoops...Ranked No. 49 by ASGR and No. 61 by ESPN.

**PERSONAL:** Chose Georgia Tech because of the women's basketball program, academics and proximity to home...Intends to major in business...Started playing basketball in kindergarten with her father as her coach...Lists most memorable athletic accomplishment to date as winning both volleyball and basketball state championships her senior year in 2021...Mother, Stephanie, played basketball at the University of Georgia.

Basketball Player of the Year...Helped Seminoles to 2022 state semifinal run, district title and regional title...2022 All-Big Bend Girls Basketball Co-Player of the Year...2021 Florida Panhandle High School Sports Award Female Player of the Year...2021 Naismith High School Player of the Year watchlist...Finished high school career with over 2,000 points...Two-sport athlete competing in track and field in long jump, high jump, hurdles and 4x4 relay.

**PERSONAL:** Chose Georgia Tech because of the academics, women's basketball program and life after basketball opportunities...Has two siblings...Started playing basketball at three years old with her brothers...National AAU high jump champion at 12 years old.

Basketball Player of the Year...Helped Seminoles to 2022 state semifinal run, district title and regional title...2022 All-Big Bend Girls Basketball Co-Player of the Year...2021 Florida Panhandle High School Sports Award Female Player of the Year...2021 Naismith High School Player of the Year watchlist...Finished high school career with over 2,000 points...Two-sport athlete competing in track and field in long jump, high jump, hurdles and 4x4 relay.

**PERSONAL:** Chose Georgia Tech because of the academics, women's basketball program and life after basketball opportunities...Has two siblings...Started playing basketball at three years old with her brothers...National AAU high jump champion at 12 years old.

## STUDENT-ATHLETE PROFILES

**BIANCA JACKSON #10**

5th Year • 5'11"  
Guard  
Montgomery, Ala.  
Florida State

**BIO**

**AT FLORIDA STATE:** Appeared in 26 games and started seven her redshirt-senior season (2021-22)... Averaged 6.7 points (third on team), shooting 33.5 percent from the field and 30.9 percent from three-point range... Switched to shooting guard her final year and shot 80 percent (28-of-35) from the free throw line and hit 21 3-pointers... Led FSU in scoring three times... Recorded 13 points on 6-of-11 shooting against UNF... Missed four games due to injury... Finished with a team-high 16 points to go along with four rebounds and two assists at Wake Forest... Added seven points and four assists at Georgia Tech... Saw 11 points with two steals at Clemson... Totaled seven points and four assists vs. No. 20 Notre Dame... Led FSU with 14.1 points and 68 assists her redshirt-junior season (2020-21), appearing in 19 games... Averaged 32.89 minutes per game... Paced the Seminoles in scoring in a team-high nine games... Scored in double figures in 15 games... Shot 83.3 percent (55-of-66) from the free throw line to rank sixth in ACC... Finished with 14 points and six rebounds against Florida behind a perfect 8-for-8 effort at the free throw line... Added 13 points against Virginia to go along with four assists and three rebounds... Contributed 13 points and six

rebounds against Pitt... Set then-career-high 21 points at Louisville, finishing with four rebounds, an assist and a steal... Scored 18 points and six assists against Clemson in 2OT win... Finished with 19 points at UNC with 13 points coming in the second half... Led team with 12 points at Miami... Scored 18 points, five assists and two blocks against Syracuse... Put up 13 points and a career-high eight assists against Miami... Posted team-high 18 points at Notre Dame... Had 11 points, seven rebounds, four assists and two blocks against Wake Forest... Recorded career-high 25 points against Syracuse with seven assists... Led FSU with 17 points in NCAA First Round vs. Oregon State... Redshirted the 2019-20 season due to transfer rules.

**AT SOUTH CAROLINA:** Played her freshman (2017-18) and sophomore (2018-19) seasons at South Carolina... Appeared in 57 games in two seasons, helping the Gamecocks reach the NCAA Tournament Sweet 16 in 2019... Tabbed to SEC All-Freshman Team in 2017-18... Started 25 games as a freshman and averaged 7.3 points, 3.4 rebounds, 1.8 assists and 39.4 percent from three-point range... Dropped team-high 20 points against top-ranked UConn on Feb. 1, 2018... As a freshman, finished in double figures in scoring against four Top 25 teams and in three post-season games... In both seasons, opened playing Alabama State where her mother (Freda Freeman-Jackson) has coached for 21 seasons... Scored eight points in collegiate debut against Alabama State at home and then added 13 points in a homecoming game against Alabama State to open the 2018-19 season.

**PREP:** Attended Brewbaker Tech Magnet... Named 2017 Alabama Gatorade Player of the Year... Averaged 24.8 points, 7.8 rebounds and 5.2 assists her senior year... Also dropped three triple-doubles her senior campaign... Ranked No. 54 in the 2017 recruiting class by ESPNW Hoopgurlz.

**CAREER STATS (AT SOUTH CAROLINA AND FLORIDA STATE)**

Year	GP	GS	Min	Avg	Total			3-Point			F-Throw			Rebounds				PF	FO	Ast	TO	Blk	Stl	Pts	Avg
					FG	FGA	Pct	FG	FGA	Pct	FT	FTA	Pct	Off	Def	Tot	Avg								
2017-18	36	25	1092	30.3	93	236	.394	41	104	.394	37	49	.755	30	93	123	3.4	69	1	66	47	12	30	264	7.3
2018-19	32	5	565	17.7	46	124	.371	21	65	.323	15	23	.652	19	42	61	1.9	31	0	22	30	6	16	128	4.0
2020-21	19	19	625	32.9	96	257	.374	20	52	.385	55	66	.833	8	49	57	3.0	39	0	68	61	2	18	267	14.1
2021-22	26	7	563	21.6	62	185	.335	21	68	.309	28	35	.800	3	40	43	1.7	32	0	56	37	3	15	173	6.7
<b>TOTAL</b>	<b>113</b>	<b>56</b>	<b>1188</b>	<b>26.4</b>	<b>297</b>	<b>802</b>	<b>.370</b>	<b>103</b>	<b>289</b>	<b>.356</b>	<b>135</b>	<b>173</b>	<b>.780</b>	<b>60</b>	<b>224</b>	<b>284</b>	<b>2.5</b>	<b>171</b>	<b>1</b>	<b>212</b>	<b>175</b>	<b>23</b>	<b>79</b>	<b>832</b>	<b>7.4</b>

**ACC STATS (AT FLORIDA STATE)**

Year	GP	GS	Min	Avg	Total			3-Point			F-Throw			Rebounds				PF	FO	Ast	TO	Blk	Stl	Pts	Avg
					FG	FGA	Pct	FG	FGA	Pct	FT	FTA	Pct	Off	Def	Tot	Avg								
2020-21	16	16	524	32.8	77	212	.363	16	41	.390	41	50	.820	7	39	46	2.9	33	0	56	51	2	15	211	13.2
2021-22	17	2	382	22.5	43	122	.352	17	48	.354	20	26	.769	3	25	28	1.6	23	0	34	27	0	6	123	7.2
<b>TOTAL</b>	<b>33</b>	<b>18</b>	<b>906</b>	<b>27.5</b>	<b>120</b>	<b>334</b>	<b>.359</b>	<b>33</b>	<b>89</b>	<b>.371</b>	<b>61</b>	<b>76</b>	<b>.803</b>	<b>10</b>	<b>64</b>	<b>74</b>	<b>2.2</b>	<b>56</b>	<b>0</b>	<b>90</b>	<b>78</b>	<b>2</b>	<b>21</b>	<b>334</b>	<b>10.1</b>



## STUDENT-ATHLETE PROFILES

**CAMERON SWARTZ #1**

5th Year • 5'11"

Guard

Marietta, Ga.

Boston College

**BIO**

**AT BOSTON COLLEGE:** Appeared in 82 games as an Eagle, starting 71... Averaged 28.4 minutes, 12.9 points, 4.2 rebounds, 1.8 assists and 1.0 steals during three years... Started all 33 games as a senior last season... Tabbed all-ACC first team... Named 2022 ACC Most Improved Player... Averaged a team-high 16.1 points per game... Led team in three-pointers (60) and shot 83.6 percent from the free throw line... Shot team-best 35.5 percent from three-point range... Led ACC in scoring during conference play and finished sixth overall... Increased scoring average by 6.5 points, rebounding by 1.2, field goal percentage by plus-four percent and 3-point field goal percentage by over 10 percent from junior season... Scored 20-plus points 13 times to lead ACC... Scored 20-plus points in six-straight games to mark longest streak by an ACC player since 2019... Scored in double-figures in 18 straight games and 20 of last 21... Tied school-record with 39 points on 14-of-20 shooting against Clemson... Named to NCAA's Starting Five and ACC Player of the Week... Scored 28 points against

Notre Dame... Surpassed 1,000 career points as a senior... As a junior, named to ACC all-tournament team in 2021... Shot 82 percent from three throw line to finish seventh in the ACC... Posted 14 double-digit performances during season... Finished second on the team in scoring (13.4 ppg), third in field goal percentage (.375), second in three-point field goals made (30), second in free throws made (50), third in rebounds (92) and fifth in assists (27)... As a sophomore, played 30 games with 19 starts... Finished fifth on team in scoring (9.0 ppg), third in three-point field goals made (35) and third in assists (56).

**AT COLORADO:** Played seven games her freshman season at Colorado... Saw first game action against Colorado State, playing six minutes and pulling down a rebound... Dished out two assists against San Jose State... Scored first collegiate basket on a three-pointer against Navy... Tallied 12 points on 3-of-5 three-pointers and three rebounds in a career-high 17 minutes vs. Prairie View... Contributed seven points, three steals and an assist against Samford.

**PREP:** Attended Fellowship Christian... Led state of Georgia in scoring with 32.1 points per game, along with 8.5 rebounds, 4.1 steals and 2.9 assists per game... Finished high school career with 1,867 points and 612 rebounds... Two-time All-State honoree as junior and senior... Class A1 (Private) first team selection as a senior... Multi-sport athlete playing softball and soccer... Member of Fellowship Christian's 2015 state championship soccer team... Played AAU for Team Elite in Georgia, leading the team to the 2017 Nike National EYBL Platinum championship.

**CAREER STATS (AT COLORADO AND BOSTON COLLEGE)**

Year	GP	GS	Min	Avg	Total			3-Point			FT	F-Throw		Rebounds				PF	FO	Ast	TO	Blk	Stl	Pts	Avg
					FG	FGA	Pct	FG	FGA	Pct		FTA	Pct	Off	Def	Tot	Avg								
2018-19	7	0	46	6.6	8	22	.364	4	14	.286	2	2	1.000	0	4	4	0.6	3	0	5	6	0	5	22	3.1
2019-20	30	19	709	23.6	94	261	.360	35	118	.297	48	70	.686	22	74	96	3.2	51	1	56	76	4	29	271	9.0
2020-21	19	19	575	30.3	87	232	.375	30	106	.283	50	61	.820	31	61	92	4.8	44	1	27	37	5	23	254	13.4
2021-22	33	33	1041	31.5	184	440	.418	60	169	.355	102	122	.836	30	125	155	4.7	64	0	64	101	5	34	530	16.1
TOTAL	89	71	2371	26.6	373	955	.391	129	407	.317	202	255	.792	83	264	347	3.9	162	2	152	220	14	91	1077	12.1

**ACC STATS (AT BOSTON COLLEGE)**

	Total							3-Point			F-Throw			Rebounds											
Year	GP	GS	Min	Avg	FG	FGA	Pct	FG	FGA	Pct	FT	FTA	Pct	Off	Def	Tot	Avg	PF	FO	Ast	TO	Blk	Stl	Pts	Avg
2019-20	16	9	371	23.2	34	138	.246	15	65	.231	20	33	.606	7	40	47	2.9	21	0	21	37	3	12	103	6.4
2020-21	13	13	396	30.5	57	153	.373	20	69	.290	27	33	.818	25	42	67	5.2	30	1	23	26	3	20	161	12.4
2021-22	18	18	613	34.1	119	275	.433	41	105	.390	63	75	.840	22	71	93	5.2	40	0	38	55	1	17	342	19.0
TOTAL	47	40	1380	29.4	210	566	.371	76	239	.318	110	141	.780	54	153	207	4.4	91	1	82	118	7	49	606	12.9

## HEAD COACH NELL FORTNER



## NELL FORTNER

## HEAD COACH

TEXAS, 1982

4TH SEASON AT GEORGIA TECH

Nell Fortner was named the sixth head coach in Georgia Tech women's basketball history on April 9, 2019. She begins her fourth season as a Yellow Jacket in 2022-23.

One of the most successful coaches in women's basketball history, Fortner has compiled a 363-218 (.625) record as a head coach at the collegiate, professional and international levels. She has led teams to Big Ten (Purdue – 1997) and Southeastern Conference (Auburn – 2009) championships and, perhaps most notably, coached the United States national team to three international titles from 1997-2000, including the gold medal at the 2000 Summer Olympics in Sydney, Australia.

Fortner is the winningest coach in the history of the USA women's basketball national team, having compiled a 101-14 (.878) record. In addition to the 2000 Olympics championship, she also led the team to the gold medal at the 1998 World Championship in Berlin, Germany and the 1998 William Jones Cup in Taipei, Taiwan.

At the collegiate level, Fortner has 12 seasons of experience as a head coach – one at Purdue (1996-97), eight at Auburn (2004-12) and three at Georgia Tech (2019-22) – and has compiled a 220-148 (.598) overall record in the college ranks.

In 2021-22, Fortner led Georgia Tech to its second consecutive, and 11th overall, NCAA Tournament postseason appearance. The Yellow Jackets finished the season with a 21-11 overall record to mark the third-straight 20-plus win season under Fortner. During the season, Tech spent 14 weeks in the national rankings, climbing as high as No. 11 in the Associated Press poll – marking the highest-ever AP ranking for the Yellow Jackets. On Dec. 9, 2021, Georgia Tech defeated No. 3/2 Connecticut, 57-44, to snap UConn's 240-game winning streak against unranked opponents.

Individually, Lorela Cubaj concluded her collegiate campaign with a remarkable season, surpassing the 1,000-career mark in both rebounds and points. The fifth-year senior broke the all-time Georgia Tech women's basketball record for career rebounds to become the all-time leader. She was also named the ACC Defensive Player of the Year and Atlanta Tipoff Club Women's College Player of the Year for the second-straight season. She earned All-ACC First Team honors, while teammate Lotta-Maj Lahtinen picked up honorable mention all-ACC accolades and was a candidate for the Senior CLASS Award.

Fortner guided the Yellow Jackets to a historic season in 2020-21 during a global pandemic as Georgia Tech finished with a 17-9 overall record and went 12-6 in the Atlantic Coast Conference. With its 12-6 mark, Tech finished in third place in the ACC standings, marking the highest outright conference finish in program history (GT previously tied for third in 2012). Tech finished third after being picked to finish fifth by the league's head coaches and ninth by the Blue Ribbon Panel in the ACC preseason polls. Tech finished the season ranked No. 22 in the final USA Today/WBCA Coaches Poll.

It's most prominent accomplishment from 2020-21, Georgia Tech made its 10th overall appearance in the NCAA Tournament, earning the No. 5 seed in the Hemisfair Region, and advanced to the Sweet 16 for just the second time in program history. The Yellow Jackets overcame a 17-point halftime deficit in the opening round against Stephen F. Austin in the Bill Greehey Arena in San Antonio to edge the Ladyjacks, 54-52, in overtime. Tech overcoming a 17-point deficit marked the fourth largest margin overcome in NCAA Tournament history. With the win, the Jackets advanced to face West Virginia in the second round at the USTA Convocation Center and dominated the Mountaineers, 73-56, to secure a spot in the Sweet 16. Tech fell against top-seeded South Carolina in the Sweet 16, 76-65. Tech's No. 5 seed in the tournament marked the second highest in program history.

Prior to its NCAA Tournament run, Georgia Tech earned the No. 3 seed in the ACC Tournament – the highest-ever in program history. Tech earned a double-bye and upended Clemson in the quarterfinals, 60-57, to secure a spot in the semifinals against No. 3 NC State for the first time since 2012. Making its seventh overall appearance in the semifinals, Tech led NC State into the final three minutes, but the Wolfpack rallied from a 10-point deficit to secure the win.

Several Yellow Jackets were lauded during the season as forward Lorela Cubaj was named the ACC Co-Defensive Player of the Year (first in GT women's basketball history), Lotta-Maj Lahtinen was tabbed the ACC Most Improved Player (first in program history), and Fortner was named the Blue Ribbon Panel ACC Coach of the Year. Additionally, Cubaj was named to the ACC All-Defensive Team, All-ACC First Team and All-ACC Tournament Team. The forward from Terri, Italy earned WBCA NCAA Coaches' All-America honorable mention accolades and was named the Atlanta Tipoff Club's 2021 Women's College

## THE FORTNER FILE

## PERSONAL

**Education** Texas, 1982 (Physical Education);  
Stephen F. Austin, 1987 (Master's of Education)

## COACHING EXPERIENCE

1983-86 Head Coach, Killen (Texas) H.S.  
1986-87 Graduate Assistant, Stephen F. Austin  
1987-90 Assistant Coach, Stephen F. Austin  
1990-95 Assistant Coach, Louisiana Tech  
1995-96 Assistant Coach, U.S. National Team  
1996-97 Head Coach, Purdue  
1997-2000 Head Coach, U.S. National Team  
2000-03 Head Coach/General Manager, Indiana Fever  
2004-12 Head Coach, Auburn  
2019-Present Head Coach, Georgia Tech

## COLLEGE COACHING RECORD

SEASON	SCHOOL	RECORD	ACC FINISH	POSTSEASON
1987-88	Stephen F. Austin	29-5	--	NCAA Tourn. 2nd rd.
1988-89	Stephen F. Austin	30-4	--	NCAA Tourn. 2nd rd.
1989-90	Stephen F. Austin	28-3	--	NCAA Tourn. 2nd rd.
1990-91	Louisiana Tech	18-12	--	NCAA Tourn. 1st rd.
1991-92	Louisiana Tech	20-10	--	NCAA Tourn. 1st rd.
1992-93	Louisiana Tech	26-6	--	NCAA Tourn. Elite 8
1993-94	Louisiana Tech	31-4	--	NCAA Tourn. Runners-Up
1994-95	Louisiana Tech	28-5	--	NCAA Tourn. Sweet 16
<b>1996-97</b>	<b>Purdue</b>	<b>17-11</b>	<b>--</b>	<b>NCAA Tourn. 2nd rd.</b>
<b>2004-05</b>	<b>Auburn</b>	<b>16-13</b>	<b>--</b>	
<b>2005-06</b>	<b>Auburn</b>	<b>14-15</b>	<b>--</b>	
<b>2006-07</b>	<b>Auburn</b>	<b>21-13</b>	<b>--</b>	<b>WNIT Quarterfinals</b>
<b>2007-08</b>	<b>Auburn</b>	<b>20-12</b>	<b>--</b>	<b>NCAA Tournament</b>
<b>2008-09</b>	<b>Auburn</b>	<b>30-4</b>	<b>--</b>	<b>NCAA Tourn. 2nd rd.</b>
<b>2009-10</b>	<b>Auburn</b>	<b>15-16</b>	<b>--</b>	
<b>2010-11</b>	<b>Auburn</b>	<b>16-16</b>	<b>--</b>	<b>WNIT 2nd rd.</b>
<b>2011-12</b>	<b>Auburn</b>	<b>13-17</b>	<b>--</b>	
<b>2019-20</b>	<b>Georgia Tech</b>	<b>20-11</b>	<b>7th</b>	<b>Canceled due to Covid-19</b>
<b>2020-21</b>	<b>Georgia Tech</b>	<b>17-9</b>	<b>3rd</b>	<b>NCAA Tourn. Sweet 16</b>
<b>2021-22</b>	<b>Georgia Tech</b>	<b>21-11</b>	<b>6th</b>	<b>NCAA 1st rd.</b>

**Bold** = Head Coach

**HEAD COACH (11 SEASONS)** **220-148 (.598)**  
**ASSISTANT COACH (8 SEASONS)** **210-49 (.811)**  
**20 OVERALL SEASONS** **430-197 (.686)**

Stephen F. Austin (3 seasons) 87-12 (.879)  
Louisiana Tech (5 seasons) 123-37 (.769)  
Purdue (1 season) 17-11 (.607)  
Auburn (8 seasons) 145-106 (.578)  
Georgia Tech (3 seasons) 58-31 (.652)

Player of the Year.

Lahtinen joined Cubaj on the Blue Ribbon Panel's All-ACC First Team, while also being named All-ACC Second Team (head coaches), and WBCA NCAA Coaches' All-America honorable mention. For the second time in her collegiate career, Lahtinen earned a spot on the All-ACC Academic Team.

Kierra Fletcher also reached a milestone, as the Jacket became the 32nd member of the prestigious 1,000-career point club. Cubaj and Fletcher both announced they would return for their fifth years as awarded by the NCAA.

Her first season on The Flats saw tremendous success in leading the Yellow Jackets as Tech compiled a 20-11 overall record, marking the best record by a first year head coach in Georgia Tech women's basketball history. The Jackets produced a 10-8 mark in ACC play, good for the first the winning conference record since 2013-14 and the first 10-win ledger in ACC play since 2011-12.

Additionally, the Jackets collected four wins over top-25 programs, including two on the road. Among those two road wins was the program's highest ranked road win in program history when Tech defeated No. 4 NC State on Feb. 16, 2020, 65-61. The Jackets also completed the regular season sweep over nationally ranked Florida State, defeating the No. 11 Seminoles on the road, before topping the No. 17/18 squad in

# HEAD COACH NELL FORTNER

## FORTNER PROFESSIONAL COACHING

### PROFESSIONAL COACHING EXPERIENCE

SEASON	TEAM	RECORD
1997-2000	USA Basketball	101-14
2001	Indiana Fever	10-22
2002	Indiana Fever	16-16
2003	Indiana Fever	16-18

Overall with U.S. national team	101-14 (.878)
Overall with Indiana Fever	42-56 (.429)

### USA WOMEN'S BASKETBALL TOURNAMENT MEDALS

Tournament	Record	Place
2000 Olympic Games	8-0	Gold
1999 Pan American Games	4-3	Bronze
1998 FIBA World Championship	9-0	Gold
1998 R. William Jones Cup	5-0	Gold

## FORTNER HEAD COACHING EXPERIENCE

1996-97	Purdue (17-11, 12-4 Big Ten - Big Ten regular-season champion, NCAA Tournament)
1997-2000	U.S. National Team (101-14)
2001	Indiana Fever (10-22)
2002	Indiana Fever (16-16)
2003	Indiana Fever (16-18)
2004-05	Auburn (16-13, 6-8 SEC)
2005-06	Auburn (14-15, 4-10 SEC)
2006-07	Auburn (21-13, 6-8 SEC)
2007-08	Auburn (20-12, 7-7 SEC - NCAA Tournament)
2008-09	Auburn (30-4, 12-2 SEC - SEC regular-season champion, NCAA Tournament)
2009-10	Auburn (15-16, 5-11 SEC)
2010-11	Auburn (16-16, 8-8 SEC - WNIT)
2011-12	Auburn (13-17, 5-11 SEC - WNIT)
2019-20	Georgia Tech (20-11, 10-8 ACC)
2020-21	Georgia Tech (17-9, 12-6 ACC - NCAA Tournament)
2021-22	Georgia Tech (21-11, 11-7 ACC - NCAA Tournament)

Overall at Purdue	17-11 (.607)
Overall with U.S. national team	101-14 (.878)
Overall with Indiana Fever	42-56 (.429)
Overall at Auburn	145-106 (.578)
Overall at Georgia Tech	58-31 (.652)
Overall as a college head coach	220-148 (.598)
Overall as a head coach	363-218 (.625)

McCamish Pavilion. The Yellow Jackets capped its shortened season due to Covid-19, reaching the ACC Tournament quarterfinals for the first time since 2016.

Other highlights by the Jackets include collecting seven wins over teams in the top 75 RPI and defeating Georgia in Athens for the first time in program history. Senior Francesca Pan was named to the ACC All-Tournament Team, while also picking up all-ACC second team honors. Tech placed three Jackets on the All-ACC Academic Team in 2019-20 in Pan, Kierra Fletcher and Lotta-Maj Lahtinen.

After her successful season at the Georgia Tech helm, Fortner was tabbed the 2020 Whack Hyder Georgia Women's College Coach of the Year by the Atlanta Tipoff Club. She was also named one of 10 semifinalists for the 2020 Werner Ladder Naismith Women's College Coach of the Year.

In her first season as a collegiate head coach, she led Purdue to a share of the Big Ten regular-season championship with a 12-4 conference record and an NCAA Tournament berth. Following the impressive rookie campaign, she was named the 1997 Basketball Times National Coach of the Year.

She left Purdue after one season to take over as the full-time head coach of the U.S. national team but returned to the collegiate ranks in 2004 at Auburn. With Fortner at the helm, Auburn won at least 20 games three times, highlighted by a 30-4 campaign in 2008-09 that saw the Tigers win the SEC regular-season title for the first time in 20 years and saw Fortner named the SEC and WBCA Region III Coach of the Year.

In addition to her stints as head coach with Purdue, the U.S. national team and Auburn, Fortner served as the first head coach and general manager in the history of the WNBA's Indiana Fever from 2000-03. She didn't coach the Fever in 2000 due to the Summer Olympics, but took over coaching duties in '01 and led the franchise to its first playoffs appearance in '02.

She began her coaching career as the head coach at Killeen (Texas) H.S. from 1983-86, before entering the collegiate coaching ranks as a graduate assistant at Stephen F. Austin in 1986-87. After one season, she was promoted to assistant coach at SFA, where she remained for three more seasons (1987-90) and helped guide the Ladyjacks to an 87-12 (.879) record and three-straight NCAA Tournament appearances.

She then moved on to national power Louisiana Tech (1990-95), where she was an assistant coach for five seasons. In her five seasons at Louisiana Tech, the Lady Techsters went 123-37 (.794) and earned five-straight NCAA Tournament berths, advancing all the way to the national championship game in 1994.

She left Louisiana Tech for a one-year stint as an assistant coach for the U.S. national team (1995-96) under head coach Tara VanDerveer. The national team put together a perfect 52-0 record in 1995-96, culminating with a gold medal at the 1996 Summer Olympics in Atlanta.

Her career also includes two stints as a women's basketball analyst at ESPN – first as a studio analyst from 2001-04, then as a color analyst for the past seven seasons since she stepped down as Auburn's head coach following the 2012 season. Through her role with ESPN, she has remained actively engaged within NCAA women's basketball, calling some of the nation's best regular-season and postseason games, as well as being an integral part of the network's Final Four coverage.

Born in Jackson, Miss., Fortner attended high school at New Braunfels (Texas) H.S., where she was an all-state selection and a Parade all-American. She received a dual-sport scholarship to the University of Texas, where she played both basketball and volleyball from 1978-82. She helped lead UT to 127 basketball wins in four seasons and remains one of the Longhorns' all-time leading scorers with 1,466 career points. In volleyball, she was a member of Texas' national championship team as a senior in '81.

While at Texas, Fortner also made her USA Basketball debut as a member of the 1978 U.S. Olympic Festival South team that won a silver medal.

Fortner holds a bachelor's degree in physical education from Texas (1982) and a master's in education from Stephen F. Austin (1987). Among her many honors, Fortner was named USA Basketball Coach of the Year in 2000, inducted to the Texas Sports Hall of Fame and the University of Texas Women's Athletics Wall of Honor in 2001, recognized as a distinguished alumna of Stephen F. Austin in 2007 and inducted into the San Antonio Sports Hall of Fame in 2013.



# ASSISTANT COACHES & STAFF



## TASHA BUTTS

### ASSOCIATE HEAD COACH

TENNESSEE, 2004

4TH SEASON AT GEORGIA TECH

A coaching veteran and former WNBA player, Tasha Butts joined the Georgia Tech women's basketball staff as an assistant coach in April 2019. She was promoted to associate head coach in April 2021. A Georgia native, Butts returned to the Peach State after eight years as an assistant coach at LSU. She begins her fourth year at Georgia Tech in the 2022-23 season.

Butts has helped guide Georgia Tech to back-to-back appearances in the NCAA Tournament, most recently earning an at-large bid in 2021-22. During the season, the Jackets spent 14 weeks in the national rankings, climbing as high as No. 11 in the Associated Press poll. A marquee win for GT during the season took place on Dec. 9, 2021 when the Jackets upended No. 3/2 UConn, 57-44, to snap a 240-game winning streak against unranked opponents.

In 2020-21, Butts helped guide the Yellow Jackets to a 17-9 overall record and a 12-6 ledger in the Atlantic Coast Conference during a global pandemic. In its historic season, Tech made its 10th overall appearance in the NCAA Tournament and advanced to the Sweet 16 for just the second time in program history. The Yellow Jackets finished third in the ACC, marking the highest outright finish in program history and earned the highest ACC Tournament seed in program history at No. 3. Working primarily with the guards, Butts helped tutor Lotta-Maj Lahtinen to become the ACC Most Improved Player – Tech's first in women's basketball history. Additionally, Lahtinen was named All-ACC first team (Blue Ribbon Panel) and All-ACC second team (head coaches). Lahtinen and Lorela Cubaj were both named WBCA NCAA Division I Coaches' All-America honorable mention. Tech finished the season ranked No. 22 in the final USA Today/WBCA Coaches Poll.

In her first season on The Flats, Butts helped the Yellow Jackets to a 20-11 overall record, 10-8 in the ACC. Tech defeated four top-25 teams in 2019-20, including topping No. 4 NC State on the road, 65-61, to mark the highest ranked road win in program history. The Yellow Jackets were awaiting their postseason bid when the season was cut short due to the Covid-19 pandemic.

Butts was also one of just 14 assistant coaches from around the country chosen to participate in Advocates for Athletic Equity's (AAE) annual "Achieving Coaching Excellence" Professional Development Program for basketball coaches in June 2016. The program is recognized as helping to boost the careers of some of the top minority coaches in the college game. In her first year at Georgia Tech, Butts was selected to participate in the 2020 Women Coaches NEXT UP program. Butts was selected among a competitive field by the WBCA and Women Leaders in College Sports to participate in the program. She has also served as a WBCA mentor.

During her time at LSU, Butts was part of four 20-win seasons and six NCAA Tournament appearances highlighted by back-to-back Sweet 16 runs in 2012 and 2013. She helped ink the three top-20 recruiting classes (2011, 2017, 2019), while signing seven top-100 prospects, including a McDonald's All-American in 2017. In eight seasons at LSU, Butts coached and mentored six all-SEC academic honor roll recipients and developed seven all-SEC selections.

Butts helped return LSU to national prominence in 2018 when the program cracked the AP Top 25 poll for the first time in four years. The Tigers finished the season ranked No. 24. Butts worked closely with LSU's backcourt, helping the Tigers top the SEC in scoring defense in 2019 (20th nationally) and rank third in the nation in steals in 2017.

At LSU, Butts helped develop Raigyne Moncrief-Louis and Danielle Ballard, who both garnered all-SEC freshman team honors in their careers and were listed among LSU's Top 10 for scoring during their freshman seasons. Louis would become the 2017 SEC Defensive Player of the Year and a two-time all-SEC honoree. The only player in LSU history to record 1,600 points, 700 rebounds, 250 steals and 300 assists in a career, Louis was a 2018 WNBA Draft pick.

Under Butts' guidance, Ballard broke LSU's single-season record for steals (100) and became the first player in program history – men or women – to reach 100 steals in a season in 2012-13. Louis would top Ballard four seasons later with a program-record 107 steals.

Prior to her stint at LSU, Butts recorded three successful seasons (2008-11) as an assistant coach at UCLA. At UCLA, Butts worked mainly with perimeter players and assisted with all other facets of the program. The Bruins reached the NCAA Tournament twice, compiling a 72-26 overall mark and second-place finishes in the Pac-10 Conference in both 2010 and 2011. The 2010-11 season was one for the record books as the Bruins set records for regular-season victories (26), Pac-10 win (16) and scoring defense (55.3 points per game), while earning a No. 3 seed in the NCAA Tournament.

At UCLA, Butts mentored eight all-Pac-10 academic players, three all-Pac-10 honorees and two all-Pac-10 freshman team selections. In 2011, the program rose to a No. 7 national ranking, reached the Pac-10 Tournament Championship game and advanced to the NCAA Tournament second round, finishing the season with a 29-5 overall record.

During the 2007-08 season, Butts served as an assistant coach at Duquesne University where her responsibilities included recruiting, opponent scouting, academics, equipment liaison, scheduling and development of perimeter players.

A four-year letterwinner at Tennessee, Butts helped the Lady Vols to a 124-17 record from 2000-04. Tennessee made a run to the Sweet 16 her freshman campaign and advanced to the 2002 Final Four in her sophomore season. She then helped the Lady Vols to back-to-back National Championship games her junior and senior seasons (2003, 2004). As a senior, Butts earned second-team All-Southeastern Conference honors after averaging 10.4 points per game

and ranking second in the league in three-point field goal percentage (43.0).

Additionally, Butts was part of four SEC regular-season championship teams, as Tennessee compiled a 55-1 SEC record in her four years. She left UT ranked fourth all-time in games played (141) and tied for seventh in three-point shots made (103). Butts' career-high 37 points against Vanderbilt on Feb. 16, 2004, tied for 11th on the Lady Vols' single-game scoring list.

Butts graduated from Tennessee with a bachelor of science in sports management and minor in business administration in 2004. She was chosen by the Minnesota Lynx with the 20th selection in the 2004 WNBA Draft and saw action in all 30 games as a rookie, helping the club equal a franchise record with 18 wins and earn a spot in the playoffs.

Following the 2004 WNBA season, she returned to her alma mater and served as a graduate assistant coach with Pat Summitt and Fargas. The Lady Vols won the 2005 SEC Championship that season and advanced to the Final Four.

Butts played overseas in fall 2005 for Essa/Barreiro in Portugal, averaging nearly 18.0 points per game. The following season, she played for Raanana Hertzliya in Israel, where she scored 15.5 points per game. Butts also played briefly with the Charlotte Sting and Houston Comets of the WNBA.

A native of Milledgeville, Ga., Butts attended Baldwin High School where she was a consensus All-American and the Georgia Gatorade Player of the Year. She remains the all-time leading scorer at the school and her high school jersey No. 23 was retired in December 2000. In August 2004, the city of Milledgeville honored Butts with a key to the city and a proclamation of achievement on "Tasha Butts Day."



## BLANCHE ALVERSON

### ASSOCIATE HEAD COACH

AUBURN, 2013

4TH SEASON AT GEORGIA TECH

Blanche Alverson joined the Georgia Tech women's basketball staff as an assistant coach in April, 2019. She was promoted to associate head coach in August 2022. Alverson arrived on The Flats after spending two seasons in the same position at University of Southern California. Alverson begins her fourth season with Georgia Tech in 2022-23.

Alverson has helped lead Georgia Tech to back-to-back appearances in the NCAA Tournament, most recently earning an at-large bid in 2021-22. During the season, the Jackets spent 14 weeks in the national rankings, climbing as high as No. 11 in the Associated Press poll. A marquee win for GT during the season took place on Dec. 9, 2021 when the Jackets upended No. 3/2 UConn, 57-44, to snap a 240-game winning streak against unranked opponents.

Alverson helped guide the Yellow Jackets to a historic season in 2020-21 while facing a global pandemic with Covid-19. Tech finished with a 17-9 overall record, while going 12-6 in the ACC to finish third in the standings – marking the highest outright finish in program history. The Jackets also earned the No. 3 seed in the ACC Tournament (highest in GT history) and advanced to the semifinals for the first time since 2012. On Selection Monday, Georgia Tech heard its name called in the NCAA Tournament field for the 10th time and began a run to the Sweet 16 with wins over Stephen F. Austin and West Virginia in the first two rounds. GT, seeded No. 5 in the Hemisfair Region, made its second program appearance in the Sweet 16. Working primarily with the guards, Alverson helped tutor Lotta-Maj Lahtinen to the ACC Most Improved Player (first in GT history). The Jacket was also named All-ACC and tabbed WBCA NCAA Division I Coaches' All-America honorable mention to conclude the season. As a team, Tech finished the year ranked No. 22 in the final USA Today/WBCA Coaches Poll.

During her first season as a Yellow Jacket in 2019-20, Tech posted a 20-11 overall record and went 10-8 in the ACC. The Jackets defeated four top-25 opponents, including two on the road, and reached the quarterfinals of the ACC Tournament. Tech collected its highest ranked road win in program history on Feb. 16, 2020, defeating No. 4 NC State, 65-61. The Jackets also picked up top-25 wins over No. 23 Miami and No. 17/18 Florida State, while also defeating the No. 11 Seminoles on the road.

While with the Trojans, Alverson helped ink the No. 5 recruiting class in the country that included a McDonald's All-American, two Gatorade State Players of the Year, four state champions and a honorable mention all-America. The 2018 and 2019 recruiting classes included five top 50 prospects.

As part of her role at USC, Alverson was the academic liaison, incoming student-athlete admissions director and camp coordinator. During her stay at USC, five student-athletes garnered Pac-12 academic accolades, including guard Minyon Moore who repeated as Pac-12 All-Academic Honorable Mention two consecutive years. Additionally, six Trojans picked up All-Pac-12 honors during her two-year tenure.

Prior to her time at USC, Alverson served one year at New Mexico State as an assistant coach where she helped sign two top-150 prospects as part of her co-recruiting coordinator role. The Aggies won their third-straight Western Athletic Conference Tournament Championship in 2017, finishing the season undefeated in league action and earning the conference's automatic bid to the

## ASSISTANT COACHES & STAFF

NCAA Tournament. Alverson worked with both guards and posts at NM State in skill development and helped mentor Brooke Salas who became a two-time WAC Conference Player of the Year.

She started her coaching career as a graduate assistant at Texas Tech while also serving as interim assistant coach on occasion. Alverson spent two seasons with the Red Raiders from 2014-16 focusing on recruiting, individual skill instruction, scheduling and social media campaigns.

A four-year letterwinner at Auburn from 2009-13, Alverson played three years for Nell Fortner. She finished her career second all-time in three-point shots made and became just the fourth Tiger in program history to have 1,000 points, 500 rebounds, 100 assists, 100 steals and 50 blocks. A two-time Southeastern Conference Scholar Athlete of the Year in 2012 and 2013, Alverson was also named to the Allstate WBCA Good Works Community Service Team as a senior.

A native of Andalusia, Ala., and a graduate of Buford High School in Buford, Ga., Alverson earned a bachelor of science in biomedical sciences from Auburn in 2013 and a master's of science in sports management from Texas Tech in 2016.



### LaSONDRA BARRETT

#### ASSISTANT COACH

LSU, 2011

1ST SEASON AT GEORGIA TECH

LaSondra Barrett joined the Georgia Tech women's basketball staff as an assistant coach in April 2022. Barrett arrived on The Flats after spending the last three seasons at Houston. She will work primarily with the post players.

A former all-American at LSU, Barrett brings a wealth of coaching experience to The Flats. She arrived at Houston in 2019-20 as the director of recruiting operations before being elevated to an assistant coach in 2020-21, working primarily with the post players. While with the Cougars, she helped lead the team to a pair of postseason WNIT appearances, advancing to the round of 16 this past season.

Prior to her stint at Houston, Barrett had coaching stops at Louisiana Tech (2018-19) and Florida International (2016-17), both as an assistant coach. In 2018-19 while at Louisiana Tech, Barrett helped tutor all-CUSA first team selection Kierra Anthony to a remarkable season, ranking first in the C-USA and fourth nationally in scoring.

A native of Jackson, Miss., Barrett was a four-year letterwinner at LSU (2009-12), playing for current Georgia Tech associate head coach Tasha Butts her senior season in 2011-12. Named the 2009 Southeastern Conference Freshman of the Year, Barrett also garnered all-SEC honors twice during her collegiate career. Following her junior and senior seasons, she was named a WBCA Honorable Mention All-America honoree. In her four seasons at LSU, she helped the Tigers to three NCAA Tournament appearances and finished with over 1,500 points and 800 rebounds in her career.

Barrett became the seventh player in LSU program history to be selected in the first round of the WNBA Draft, taken 10th overall by the Washington Mystics in 2012. For her outstanding career, she was named LSU's 2016 SEC Women's Legend. Following LSU, Barrett played three seasons professionally — one season in Israel and two in Australia.

After her professional career, Barrett returned to LSU and spent two seasons (2014-16) as the director of player personnel. In that role, she was responsible for all non-conference scheduling, academic and alumni relations.

Barrett graduated from LSU in 2011 with a bachelor's degree in sports administration with an emphasis in business commerce. She earned her master's degree in sports management in 2016.

## ASSISTANT COACHES & STAFF



### ASHLEE VILLARREAL

#### DIRECTOR OF OPERATIONS

TEXAS TECH, 2017  
4TH SEASON AT GEORGIA TECH

Ashlee Villarreal joined the Georgia Tech women's basketball staff in June 2019 as the director of basketball operations. Villarreal arrived on The Flats from Central Michigan, where she spent the 2018-19 season in the same role.

At Georgia Tech, Villarreal is responsible for team travel, coordinating team and staff calendars, scheduling facilities, managing equipment and team apparel, oversees team managers and graduate managers, and coordinates team meals. Additionally, she helps coordinate the annual team budget with the head coach. Villarreal also assists with all team camps during the summer and duties as assigned by the head coach.

Villarreal spent the 2018-19 season in the same role at Central Michigan University, where she coordinated travel logistics, game day operations and assisted with marketing, managing the budget and compliance regulations. A 2017 graduate of Texas Tech with a bachelor of science in sport management, Villarreal served as a graduate assistant for the Red Raiders for the 2017-18 season after graduation. While a Red Raider, Villarreal assisted in recruiting operations, scheduling, student manager operations and compliance logistics. A basketball letterwinner at Western Texas College (2014-15), she earned a master's degree in sport management from Texas Tech in 2019.



### GREG CALLAN

#### DIRECTOR OF SCOUTING AND VIDEO OPERATIONS

COLORADO, 2020  
1ST SEASON AT GEORGIA TECH

Greg Callan joined the Georgia Tech women's basketball staff as director of scouting and video operations in September 2022.

With over eight years of experience in video production, Callan spent last year as the girls' varsity head basketball coach at United Nations International School. Prior to his head coaching role, he was the digital media specialist at Democracy Prep Public Schools, producing, shooting and editing all promotional videos and photography for the charter school network.

During the summers since 2002, he has served as a video coordinator and support staff member for USA Basketball. With the national organization, Callan assisted with daily operational needs and game film. Callan began his career in video production as the video coordinator at the University of Colorado from 2007-11.

He earned a bachelor of arts in political science from the University of Colorado in 2020.



### CALEB CURRIER

#### DIRECTOR OF RECRUITING OPERATIONS

TENNESSEE, 2019  
1ST SEASON AT GEORGIA TECH

Caleb Currier joined the Georgia Tech women's basketball staff as director of recruiting operations in May 2022.

A native of Onida, South Dakota, Currier worked with the University of Tennessee women's basketball program as a graduate assistant from 2019-2021. In his role, Currier developed, implemented and maintained recruiting strategies and databases to support the coaching staff in all recruiting operations. He also assisted with the organization of summer and on-campus recruiting operations. In addition to his recruiting efforts, he assisted in daily operations of the program including student managers oversight, alumni relations, equipment manager liaison and community outreach.

Currier joins the Yellow Jackets from the University of North Carolina where he served as a ticket office operations assistant since September 2021. While at UNC, he oversaw gameday ticket operations for women's lacrosse, women's soccer, women's basketball and baseball. Additionally, Currier assisted with men's basketball and Olympic sports, while providing daily customer service to donors, season ticket holders, fans and students.

A 2019 graduate at the University of Tennessee, Currier earned a bachelor of science in recreation and sport management with minors in business administration and communication studies. He continued his studies at Tennessee, earning a master of science in recreation and sport management in 2021. During his undergraduate education, Currier served as a student manager from 2016-19.



### KYLEE SMITH

#### DIRECTOR OF CREATIVE CONTENT AND BRAND MANAGER

BELMONT, 2017  
1ST SEASON AT GEORGIA TECH

Kylee Smith joined the Georgia Tech women's basketball staff as director of creative content and brand manager in August 2022.

Smith arrived on The Flats following a four-year professional basketball career overseas competing in Germany, Australia and Ireland from 2018-22. While overseas, Smith began her career with Weiterstadt Basketball SG (Dec. 2018-March 2019) before joining the Liffey Celtics Basketball Club in Sept. 2019, leading both programs offensively. Smith was a two-time most valuable player in South Australia with the Sturt Basketball Club (April 2019-March 2022). She then reached the highest level of professional basketball with the Adelaide Lightning in South Australia where she was a part of their practice squad in 2021.

In April 2020, she founded her own company, Joyfueled Social, where she helps small businesses grow their brand presence through social media. Smith's company focuses on creative strategy and development of social media marketing efforts, including full content creation, execution and analysis for clients.

Smith was a three-year letterwinner at Belmont University on the women's basketball team, helping the Bruins to an 82-19 record in three seasons, three NCAA Tournament appearances, three Ohio Valley Conference championships and the first-ever Belmont women's basketball national Top 25 ranking. A three-time all-OVC first team selection, Smith also excelled academically, being named to the Belmont Dean's List eight times and annually was placed on the OVC Commissioner's Honor Roll. In 2017, Smith was named the OVC Scholar-Athlete of the Year and CoSIDA Academic All-America.

Prior to Belmont, Smith played her freshman year at Vanderbilt appearing in all 31 games and helped the Commodores to the NCAA Tournament. She was tabbed to the SEC First Year Academic Honor Roll in 2013-14.

A native of Alpharetta, Ga., Smith graduated from Belmont University with a bachelor of business administration in 2017. She was a recipient of the Jim McKay NCAA Postgraduate Scholarship to continue her educational endeavors and earned a master's of sport administration from Belmont University in 2019.



### BECCA BORNHORST

#### ASSISTANT DIRECTOR, EXTERNAL OPERATIONS/NIL LIAISON

BUTLER, 2013  
1ST SEASON AT GEORGIA TECH

Becca Bornhorst joined the Georgia Tech women's basketball staff as the assistant director of external operations/NIL liaison in September 2022.

At Georgia Tech, Bornhorst will oversee the Buzzer Beaters program, alumni outreach and community service initiatives. She will also serve as the team's NIL (name, image and likeness) liaison.

Bornhorst arrived on The Flats after serving as the assistant athletic director for women's basketball at Xavier this past year. At Xavier, Bornhorst managed all team travel logistics, daily team schedules, community outreach and volunteer activities, and supervised graduate assistants. Additionally, she oversaw the team operating budget and served as the staff liaison with academics, alumni and donor relations, internal operations,



## ASSISTANT COACHES & STAFF

compliance and marketing.

Prior to her stint at Xavier, Bornhorst spent three years at IUPUI as the director of women's basketball operations and creative services from 2018-21. During her time at IUPUI, she managed the team operating budget, travel, adidas allotment, student managers and community outreach. She served as the liaison with several departments including academics, compliance, facilities and alumni. Additionally, Bornhorst oversaw the team's social media and branding efforts.

Before transitioning to the administrative side of women's basketball, Bornhorst was a graduate assistant at Texas Tech (2017-18) and assistant women's basketball coach at Taylor University (2015-2016) before serving as the interim head coach from 2016-17.

A four-year women's basketball letterwinner at Butler (2009-13), Bornhorst was a team captain and an Atlantic 10 Academic Honor Roll recipient, as well as a three-time Horizon League Academic Honor Roll member. She graduated from Butler with a bachelor's degree in journalism in 2013 before earning a master's of sport management from Texas Tech in 2019.



### LAUREN JAMES

#### GRADUATE MANAGER

TAYLOR UNIVERSITY, 2022  
1ST SEASON AT GEORGIA TECH

Lauren James joined the Georgia Tech women's basketball staff as a graduate manager in August 2022.

A four-year letterwinner Taylor University, James appeared in 120 games for the Trojans. She averaged 15.6 points and 13.1 points per game her final two seasons and capped her collegiate career shooting 43.8 percent from the field and 42.6 percent from three-point distance. James surpassed the 1,000-career points mark her senior season, was tabbed NAIA third-team All-American as a junior and was a two-time All-Crossroads League first team honoree.

While with the Trojans, James also served as an assistant in the athletic department, working with the athletic director, sports information office and coaches. She has held two internship positions, most recently with the Indiana Pacers as an analytics intern where she compiled statistics and data for standardized reports. Previously, James was a research and development intern with the San Francisco 49ers.

James earned bachelor of science degrees in mathematics and computer science from Taylor University in 2022. She is currently pursuing a master's of science in analytics at Georgia Tech.



### SHANNON JACKSON

#### PLAYER DEVELOPMENT COACH

AUBURN, 2012  
2ND SEASON AT GEORGIA TECH

Shannon Jackson joined the Georgia Tech Athletic Association as a player development coach in July 2022. Jackson, who will work directly with women's basketball, comes to The Flats after serving as the director of strength and conditioning for Olympic sports at Jackson State University.

The Birmingham, Ala., native spent the last two years at Jackson State where she worked primarily with men's and women's basketball, volleyball and soccer. While with the Tigers, Jackson was responsible for program design and implementation, including aspects of strength, speed, agility and conditioning training. She designed sport-specific protocols to maximize athletes performance potential, while utilizing sports science technology and equipment.

Jackson was part of two NCAA Tournament appearances at Jackson State with women's basketball and volleyball. She also helped aid Jackson State to four regular season conference championships in men's basketball, women's basketball (two) and volleyball.

Prior to Jackson State, she worked as an assistant director for strength and conditioning from 2014-19 at Alabama State, where she held oversight of men's and women's basketball, volleyball and soccer. During her stint at Alabama State, the Hornets made back-to-back NCAA Tournament appearances in women's basketball and women's soccer, and three-straight postseason appearances in volleyball. The men's tennis program also captured its first conference championship in program history.

Jackson graduated from Auburn with a bachelor of education in exercise science in 2012 and a master's of education in exercise physiology in 2013.



### RACHEL STEWART

#### ATHLETIC TRAINER

NORTH CAROLINA CENTRAL, 2013  
6TH SEASON AT GEORGIA TECH


Rachel Stewart joined the Georgia Tech Athletic Association staff in June 2017 as the athletic trainer for women's basketball. She also works with the cheerleading team.

Stewart, who served as a graduate assistant athletic trainer at Tech for two years, returned to The Flats after a two year stint at Indiana University Purdue University Indianapolis (IUPUI). As an assistant athletic trainer at IUPUI from 2015-17, she was the primary medical provider for women's basketball and men's and women's golf.

Prior to her time at IUPUI, Stewart was on The Flats as a graduate assistant from 2013-15, directly overseeing softball in addition to assisting with daily treatments of all 16 teams. Stewart got her start in athletic training as a student athletic trainer at North Carolina Central University from 2011-13.

Stewart received her bachelor of science in athletic training from North Carolina Central in May 2013 and her masters of science in sports medicine from Georgia State in May 2015. Stewart is a member of the National Athletic Trainers Association and is licensed by the state of Georgia as an athletic trainer.

## ADMINISTRATION



**J BATT**  
**DIRECTOR OF ATHLETICS**  
NORTH CAROLINA, 2003

Georgia Tech named J Batt director of athletics on Oct. 14, 2022. Batt comes to The Flats after departing the role of executive deputy director of athletics, chief operating officer, and chief revenue officer at the University of Alabama. He officially joined Georgia Tech on Oct. 24, 2022.

"We're excited to welcome J to Georgia Tech. His leadership experience at one of the most competitive programs in the nation and his extraordinary track record in fundraising and revenue generation will bring great value to Georgia Tech," said Georgia Tech President Ángel Cabrera. "As a former ACC student-athlete, J has a keen appreciation for what it takes for students to compete at the highest level while pursuing a degree at a top academic institution. He values and shares our culture of excellence and integrity and our commitment to student well-being and success. I look forward to working with him to secure and invest the resources necessary for a successful athletics program."

As athletic director at Georgia Tech, Batt will report directly to Cabrera and serve as a member of his cabinet. He will be responsible for planning, developing, administering, and advancing Georgia Tech's intercollegiate athletic programs, with a focus on building an environment that inspires and empowers student-athletes to be champions in academics, competition, and life.

"My family and I truly appreciate President Cabrera and his team for this opportunity, and we are incredibly excited to join the Georgia Tech family," said Batt. "I look forward to working with our student-athletes, coaches, staff, supporters, and fans to reach new heights, on and off the field, and to build on the rich tradition and history of this storied athletics department. We can't wait to become a part of the Atlanta community. Go Jackets!"

Batt was named the top candidate by Cabrera following a national search led by Parker Executive Search. The selection process included interviews with a committee comprised of a coach, senior athletics administrator, student-athlete, student-athlete alum, and faculty member who recommended a set of finalists for consideration by the president. The board of trustees of the Georgia Tech Athletic Association voted unanimously to approve Cabrera's proposal to appoint Batt.

According to Nick Saban, University of Alabama's head football coach, "Since arriving at Alabama, J has positively affected our program through the success of the Crimson Standard Initiative while being a trusted advisor to our athletic director, Greg Byrne, and an essential part of our administrative team. We set a vision for the future of Alabama Athletics and Alabama football through the Crimson Standard and J as well as his team delivered with impressive results."

University of Alabama President Stuart R. Bell added, "Georgia Tech has made an outstanding hire in J Batt. He is a rising leader within intercollegiate athletics and has made a great impact during his time at the University of Alabama. He is a proven administrator and fundraiser and will be a great ambassador for the Institute and the community."

Batt joined the University of Alabama Athletics team as senior associate athletic director in 2017. He was responsible for guiding revenue generating, including charitable giving, ticketing, Tide Pride, and other revenue sources. He was promoted to COO and senior deputy athletic director in 2021 and to executive deputy director, COO, and chief revenue officer in 2022. Batt oversaw the successful development, implementation, and launch of the Crimson Standard, Alabama Athletics' 10-year, \$600 million capital initiative. He also provided day-to-day leadership of the department as a member of the Athletics executive team and served as the sport administrator for men's basketball.

"J has been such a strong leader as part of our executive team at Alabama. He has incredible vision and has done an outstanding job overseeing many areas of the department, beginning with development when he arrived in 2017," said Byrne. "He has done a masterful job with the operations of the department. J has been involved in all of our major decisions and has provided constructive insight and feedback to make us better. His experience working directly with our student-athletes, our coaches and Athletics staff, university leadership, and fan base has prepared him well for this moment. We are thrilled for J, his wife, Leah, and boys, Fitz and Graham. Georgia Tech made a home-run hire with J."

Nate Oats, Alabama's head basketball coach, said, "I am extremely happy for J, Leah, and their boys for this opportunity. His work ethic, character, wisdom, and vision for the University of Alabama have been great assets to our men's basketball program, and we are thankful for everything he has done to help our team and staff. I think he is a perfect fit at Georgia Tech, and I'm excited to see what the future holds under his leadership."

Previously, Batt was senior associate athletic director at East Carolina University and executive director of the Pirate Club, a position he held from 2013 to 2017. As a member of the ECU athletics executive leadership team, Batt oversaw a development operation that increased total fundraising in 2016 by more than 60% over ECU's previous best year. He also served as an associate AD and executive director of the Terrapin Club for the University of Maryland from 2011 to 2013. He joined the Terrapin Club staff in 2009 and served as executive director beginning in September 2011. Before his tenure at Maryland, Batt worked in athletics fundraising at James Madison University, the College of William & Mary, and his alma mater, the University of North Carolina at Chapel Hill.

A member of the Tar Heels' 2001 NCAA champion men's soccer team, Batt graduated from UNC with a bachelor's degree in journalism and mass communications and a master's degree in sports administration.

## ADMINISTRATION



**JOEELEN AKIN**  
SENIOR ASSOCIATE AD/  
STUDENT-ATHLETE DEVELOPMENT/SWA  
KANSAS STATE, 1991

Joeleen Akin, a former Georgia Tech athletics staff member with more than 20 years of experience in college athletics, returned to Georgia Tech as associate athletics director for student-athlete development and senior woman administrator in July 2016.

Akin is a member of the Georgia Tech Athletic Association's executive leadership team, serves as the administrator for the Yellow Jackets' women's basketball, volleyball, men's and women's swimming and diving, golf and softball programs and oversees Tech's renowned Total Person Program.

In her first year back on The Flats, she helped enhance Georgia Tech's student-athlete development initiatives through the implementation of several new programs, including the first-ever Jackets Without Borders service trip to Costa Rica in August 2017. She has also spearheaded the student-athlete two day orientation program which is the leadership academy and Jump Start Jackets that are offered to Tech student-athletes.

Akin rejoined the Georgia Tech athletics administration after 13 years at nearby Agnes Scott College. She served as Agnes Scott's athletics director and physical education chair for 12 years (2003-15) before being promoted to associate dean for athletics and student activities in February 2015.

Prior to her 13-year tenure at Agnes Scott, she spent seven years at Georgia Tech as director of women's basketball operations (1996-98), marketing/operations manager (1998-99) and director of marketing (1999-2003).

During her 12 years as athletics director at Agnes Scott, an NCAA Division III institution in Decatur, Ga., Akin oversaw a program that produced eight NCAA Tournament teams and a coaching staff that earned 12 different coach-of-the-year recognitions. Under her direction, Agnes Scott student-athletes maintained a 3.0 cumulative grade point average and participated extensively in on- and off-campus service projects.

Akin's tenure at Agnes Scott was marked by innovation and vision. She created and implemented numerous student-athlete development and engagement initiatives at ASC, including a new student-athlete orientation program, Safe Zone training for student-athletes, coaches and staff and coordination of campus-wide academic resources for student-athletes.

Administratively, she developed a unique revenue-generation model that resulted in a 200-percent increase in the school's athletics budget and partnered with a national franchise Snap Fitness to bring a state-of-the-art fitness facility to campus at no cost to the college. She also coordinated with the school's communications department to create the now-trademarked tagline "Smart Women Sweat" to promote the Scotties' athletics programs.

In addition to her duties as athletics director and physical education chair, Akin was Agnes Scott's women's basketball coach from 2003-07 and was named the Great South Athletic Conference Coach of the Year in 2006. She also served as commissioner of the Great South Athletic Conference from 2011-16 and was a member of the NCAA Division III women's basketball committee and NCAA volleyball regional advisory committee from 2014-16.

Prior to her arrival at Georgia Tech in 1996, Akin also served as a sports marketing assistant at Auburn and NC State and as a member of the women's basketball staffs at UNC Wilmington and Kansas State.

A Kansas native, Akin earned bachelor's (1991) and master's (1993) degrees from Kansas State.

She and her husband, Charles, have two children: Bobbie and Ryan.

### GT ATHLETICS EXECUTIVE LEADERSHIP TEAM



**J BATT**  
Director of Athletics



**AYO TAYLOR-DIXON**  
Senior Associate A.D.  
External Operations



**JOEELEN AKIN**  
Senior Associate A.D.  
Student-Athlete Dev./SWA



**DR. ANGELO GALANTE**  
Senior Associate A.D.  
Sports Medicine/CMO



**JIM HALL**  
Associate V.P.  
Development (Athletics)



**JEFF KEISLER**  
Senior Associate A.D.  
Annual Giving & Engagement



**PHYLLIS LABAW**  
Senior Associate A.D.  
Student Services



**BRAD STRICKLIN**  
Senior Associate A.D.  
Administration and Finance/  
Chief Financial Officer



## ADMINISTRATION



### ÁNGEL CABRERA

#### INSTITUTE PRESIDENT

B.S./M.S., UNIVERSIDAD  
POLITÉCNICA DE MADRID  
M.S./PH.D., GEORGIA TECH

Ángel Cabrera is the 12th president of the Georgia Institute of Technology, a leading public research university that serves more than 44,000 students through top-ranked graduate and undergraduate programs in engineering, computing, science, business, design, and liberal arts.

As president during the Covid-19 pandemic, Cabrera led the Institute through one of the most critical times in its history to break records in student applications, enrollment, graduation rates, and research awards. A member of the Association of American Universities, Georgia Tech is one of the fastest-growing and most research-intensive universities in the United States, is the nation's No. 1 university for research and development funding among those without a medical school, and ranks among the top 20 overall.

Under Cabrera's leadership, the Institute launched Transforming Tomorrow: The Campaign for Georgia Tech in June 2022. A five-year, comprehensive campaign designed to bring Georgia Tech's new strategic plan to fruition, Transforming Tomorrow will seek to raise more than \$2 billion in an effort to bring unprecedented advancements to the Institute that will together have the power to shape the future. The strategic plan, which launched in November 2020 after an inclusive process involving thousands of community members, is grounded in a new mission statement to "develop leaders who advance technology and improve the human condition."

Cabrera came to Georgia Tech on Sept. 1, 2019, after serving for seven years as president of George Mason University (GMU) in Virginia. During his presidency, GMU doubled its research expenditures, joined the top tier of research universities in the Carnegie Classification, opened a campus in South Korea, and led the Commonwealth of Virginia in enrollment growth. Before leading GMU, Cabrera was president of the Thunderbird School of Global Management, now part of Arizona State University, and dean of IE Business School in Madrid.

Cabrera serves on the boards of the National Geographic Society, Harvard College Visiting Committee, Atlanta Committee for Progress, Metro Atlanta Chamber, and Bankinter Innovation Foundation in Spain. He has served on the board of the Federal Reserve Bank of Richmond, the advisory boards of Georgia Tech and Instituto Tecnológico de Monterrey, and the boards of three publicly traded companies. He was named a "Young Global Leader" by the World Economic Forum, a "Henry Crown Fellow" by the Aspen Institute, and a "Great Immigrant" by the Carnegie Corporation of New York, and has received honorary degrees from Miami Dade College and Universidad Politécnica de Madrid.

Cabrera holds an M.S. and Ph.D. in cognitive psychology from Georgia Tech, which he attended as a Fulbright Scholar, and a B.S. and M.S. in computer and electrical engineering from Universidad Politécnica de Madrid. He is the first native of Spain to lead an American university and the second Georgia Tech alumnus to lead the Institute.

Cabrera met his wife, Beth, while both were graduate students at Georgia Tech. A former management professor at Carlos III University in Madrid and Arizona State University, Beth Fraser Cabrera currently delivers leadership development programs for business executives. Their son, Alex, is also a Georgia Tech graduate and is now a Ph.D. student at Carnegie Mellon University. Their daughter, Emilia, is a graduate of Harvard University.



### DR. JENNA JORDAN

#### FACULTY ATHLETICS REPRESENTATIVE

B.A., MILLS COLLEGE  
M.A., STANFORD  
PH.D., CHICAGO

President Ángel Cabrera named Jenna Jordan, associate professor and associate chair in the Sam Nunn School of International Affairs, as faculty athletics representative (FAR) to the Georgia Tech Athletic Association (GTAA) in May 2022.

The FAR serves as the liaison between the Institute and the Athletic Association on issues regarding rules compliance activities, new developments at the NCAA, and activities related to Atlantic Coast Conference (ACC) membership. This is a part-time administrative position appointed for a term of three years. Jordan will replace Mechanical Engineering Professor Baratunde Cola, who is taking a leave of absence from faculty and university responsibilities to lead Caribice, the Georgia Tech spin-off company he founded, through its next phase of growth.

"Professor Jordan is not just an accomplished scholar but an exemplary educator who cares deeply about the growth and well-being of our students," said Cabrera. "She has made a difference these past years as a faculty guide with the Stamps President's Scholars, and I have no doubt she will have a similar impact in supporting the academic experience of our student-athletes and serving as an effective liaison between our faculty and our athletic program."

Jordan has been a Georgia Tech faculty member since 2012. Her research focuses on terrorism and political violence, international security, cybersecurity, wargaming, organizational theory, and statecraft. Her work has been published by Stanford University Press and in International Security, Security Studies, Conflict Management and Peace Science, the Journal of Cybersecurity, and International Trends as well as The New York Times, The Atlantic, the Chicago Tribune, Foreign Policy, and The Washington Quarterly. She holds a Ph.D. in political science from the University of Chicago, an M.A. in political science from Stanford University, and a B.A. in international relations from Mills College.

"Serving as faculty athletics representative is a unique opportunity to address the challenges facing student-athletes, and I am excited to be able to help guide their experience at Georgia Tech," she said. "I recognize the importance of building bridges across the Institute, and I hope to create new opportunities to facilitate meaningful student-athlete interaction, continuing the efforts of my FAR predecessors who fiercely advocated for and mentored our student-athletes. And I will continue to foster a culture of mentorship and support among the faculty and our student-athletes."

Jordan's three-year term as FAR began July 1, 2022.



## ***2021-22 SEASON REVIEW***

<b>2021-22 Results</b>	<b>28</b>
<b>Game-by-Game</b>	<b>29</b>
<b>Individual Stats</b>	<b>30</b>
<b>Superlatives</b>	<b>31</b>
<b>Box Scores</b>	<b>32-39</b>
<b>Cumulative Stats</b>	<b>40</b>

## 2021-22 SEASON RESULTS

## 2021-22 Overall Record: 21-11, ACC 11-7

Home: 12-4 Away: 8-5 Neutral: 1-2

Yellow Jackets  
By The Numbers

## Games leading GT in...

## Scoring:

Lahtinen.....	8
Love.....	8
Strautmene.....	8
Hermosa.....	6
Cubaj.....	4
Bates.....	1

## Rebounding:

Cubaj.....	25
Hermosa.....	3
Strautmene.....	3

## Assists:

Cubaj.....	17
Lahtinen.....	14
Hermosa.....	3
Love.....	2
Bates.....	1
Carter.....	1
Strautmene.....	1

## Games in Double Figure Scoring:

Hermosa.....	18
Cubaj.....	17
Lahtinen.....	17
Love.....	17
Strautmene.....	10
Bates.....	5
Carter.....	1

## Games with 20+ points:

Cubaj.....	2
Hermosa.....	2
Lahtinen.....	2
Love.....	1
Strautmene.....	1

## Games with 5+ assists:

Cubaj.....	17
Lahtinen.....	13
Hermosa.....	3
Love.....	2

## Games with 3+ steals:

Lahtinen.....	6
Cubaj.....	5
Love.....	2
Hermosa.....	1
Strautmene.....	1

DATE	OPPONENT	SCORE	ATTEND	HIGH POINTS	HIGH REBOUNDS
11/9/21	at Central Michigan	W, 74-40	1480	(19) Strautmene	(9) Cubaj, Strautmene
11/11/21	Kennesaw State	W, 72-45	1474	(12) Cubaj	(15) Cubaj
11/14/21	Belmont	W, 58-45	1501	(17) Lahtinen	(14) Cubaj
11/17/21	at ETSU	W, 65-42	816	(17) Hermosa	(10) Hermosa
11/21/21	Auburn	L, 51-59	1769	(12) Lahtinen	(9) Hermosa
11/24/21	Hofstra	W, 65-32	1440	(15) Lahtinen	(11) Cubaj
12/1/21	at Purdue	L, 52-53	1539	(18) Strautmene	(20) Cubaj
12/5/21	at Georgia	W, 55-54	3220	(14) Hermosa, Love	(15) Cubaj
12/9/21	UConn	W, 57-44	4587	(15) Lahtinen	(13) Cubaj
12/12/21	Furman	W, 63-36	1574	(20) Strautmene	(14) Cubaj
12/19/21	Wake Forest*	W, 62-45	1667	(16) Hermosa, Love	(12) Cubaj
12/21/21	Boston U.	W, 78-49	1443	(19) Love	(14) Cubaj
1/2/22	Louisville*	L, 48-50	1918	(13) Strautmene	(16) Cubaj
1/9/22	Virginia*	W, 67-31	1841	(20) Hermosa	(11) Cubaj
1/11/22	at Pittsburgh*	W, 63-52	1286	(17) Lahtinen	(7) Cubaj
1/13/22	Florida State*	W, 68-64	1459	(24) Cubaj	(9) Cubaj
1/16/22	at Miami*	L, 45-46	1256	(12) Hermosa	(10) Cubaj
1/20/22	at Syracuse*	W, 65-55	746	(21) Hermosa	(13) Love
1/23/22	North Carolina*	W, 55-38	2357	(14) Strautmene	(11) Strautmene
1/27/22	Boston College*	W, 68-49	1528	(20) Love	(15) Cubaj
1/30/22	at Clemson*	W, 69-62	893	(16) Bates	(10) Cubaj
2/1/22	at Duke*	W, 59-46	1582	(15) Cubaj	(8) Love
2/7/22	at NC State*	L, 48-59	5500	(16) Love	(10) Cubaj
2/10/22	at Virginia Tech*	L, 63-73	1551	(21) Lahtinen	(14) Cubaj
2/13/22	Clemson*	W, 92-84 (ot)	2268	(26) Love	(9) Hermosa
2/17/22	Notre Dame*	L, 66-72 (ot)	3099	(24) Lahtinen	(15) Cubaj
2/20/22	Miami*	L, 39-51	2038	(12) Love	(12) Cubaj
2/24/22	at Florida State*	L, 63-65 (ot)	2364	(16) Strautmene, Lahtinen	(9) Cubaj
2/27/22	at Wake Forest*	W, 64-56	0	(18) Cubaj	(16) Cubaj
3/3/22	vs. Wake Forest	W, 45-40	5648	(16) Love	(8) Strautmene
3/4/22	vs. Notre Dame	L, 53-71	5682	(12) Strautmene	(11) Cubaj
3/18/22	vs. Kansas	L, 58-77	3449	(18) Strautmene	(11) Cubaj

\* - Conference game

## Georgia Tech's 2021-22 Record

Overall	W	L	PCT	ACC	W	L	PCT
All Games	21	11	.656	All Games	11	7	.611
Home	12	4	.750	Home	6	3	.667
Away	8	5	.615	Away	5	4	.556
Neutral	1	2	.333	Neutral	-	-	-

Last five games:

2-3

Last 10 games:

3-7

Largest margin of victory:

36 vs. Virginia (1/9/22)

Largest margin of defeat:

19 vs. Kansas (3/18/22)

## Margins of Victory/Defeat

	1	2	3	4	5	6	7	8	9	10	11-19	20-29	30-39	40+
Won By	1			1	1		1	2		1	7	4	3	
Lost By	2	2				1		1		1	4			

## Score By Quarters:

	1st (Avg.)	2nd (Avg.)	3rd (Avg.)	4th (Avg.)	OT (Avg.)	Total (Avg.)
Georgia Tech	15.9	12.3	16.4	15.5	9.0	60.9
Opponents	11.2	12.8	14.1	13.8	9.0	52.7

## Attendance Summary

	Games	Totals	Average Per Game
Home	16	31963	1998
Away	13	22233	1710
Neutral	3		4926
Total	32	68975	2155

## Record By Month

Month	W-L	(ACC W-L)
November	5-1	0-0
December	5-1	1-0
January	7-2	7-2
February	3-5	3-5
March	1-2	0-0

## Record By Day Of Week

Day	W-L	(ACC W-L)
Sunday	9-4	6-3
Monday	0-1	0-1
Tuesday	4-0	2-0
Wednesday	2-1	
Thursday	6-3	3-3
Friday	0-2	
Saturday	0-0	

## Record When...

	W-L
Leading at halftime	18-2
Trailing at halftime	2-8
Tied at halftime	1-1
In overtime games	1-2



# 2021-22 GAME-BY-GAME RESULTS

		TOTAL		3-PTRS		REBS								
Date	Opponent	FG-A	Pct	3FG-A	Pct	FT-A	Pct	Tot	PF	A	TO	Blk	Stl	Pts
N9	Georgia Tech	32-66	.485	2-14	.143	8-11	.727	40	16	21	5	2	6	74
	Central Michigan	12-47	.255	4-20	.200	12-14	.857	31	12	7	15	3	3	40
N11	Georgia Tech	26-64	.406	7-26	.269	13-20	.650	45	20	20	15	9	8	72
	Kennesaw State	18-54	.333	0-6	.000	9-18	.500	30	17	8	19	1	4	45
N14	Georgia Tech	21-56	.375	4-16	.250	12-16	.750	41	11	16	12	5	7	58
	Belmont	17-56	.304	6-21	.286	5-8	.625	32	17	9	14	0	6	45
N17	Georgia Tech	21-56	.375	6-16	.375	17-18	.944	48	12	16	13	7	8	65
	ETSU	12-53	.226	5-21	.238	13-14	.929	30	16	8	12	2	10	42
N21	Georgia Tech	19-54	.352	2-11	.182	11-19	.579	39	18	12	15	5	3	51
	Auburn	22-54	.407	5-14	.357	10-14	.714	29	20	9	9	1	7	59
N24	Georgia Tech	24-51	.471	9-20	.450	8-15	.533	42	8	14	20	4	11	65
	Hofstra	14-51	.275	2-14	.143	2-6	.333	26	16	8	21	1	11	32
D1	Georgia Tech	19-55	.345	3-17	.176	11-20	.550	45	22	14	18	2	3	52
	Purdue	18-51	.353	2-11	.182	15-21	.714	27	20	13	13	4	6	53
D5	Georgia Tech	21-57	.368	4-13	.308	9-18	.500	44	9	10	16	5	5	55
	Georgia	23-64	.359	4-8	.500	4-6	.667	37	14	11	11	5	3	54
D9	Georgia Tech	22-58	.379	5-18	.278	8-16	.500	37	7	15	10	8	6	57
	UConn	18-58	.310	2-15	.133	6-9	.667	37	16	11	16	4	6	44
D12	Georgia Tech	22-61	.361	11-33	.333	8-18	.444	46	12	18	12	8	10	63
	Furman	13-53	.245	6-22	.273	4-7	.571	36	18	8	17	2	5	36
D19	Georgia Tech	27-59	.458	6-19	.316	2-4	.500	34	15	20	13	1	11	62
	Wake Forest	17-51	.333	4-14	.286	7-13	.538	33	11	7	17	0	7	45
D21	Georgia Tech	29-64	.453	8-25	.320	12-18	.667	44	11	19	5	6	3	78
	Boston U.	17-52	.327	3-16	.188	12-16	.750	26	15	8	9	2	2	49
J2	Georgia Tech	15-46	.326	8-17	.471	10-18	.556	34	15	12	22	1	6	48
	Louisville	19-52	.365	5-16	.313	7-16	.438	36	17	9	17	6	10	50
J9	Georgia Tech	24-59	.407	5-17	.294	14-17	.824	43	7	16	9	6	10	67
	Virginia	11-48	.229	4-13	.308	5-6	.833	29	14	8	18	3	3	31
J11	Georgia Tech	21-51	.412	9-21	.429	12-14	.857	30	14	14	14	4	7	63
	Pittsburgh	20-52	.385	5-13	.385	7-14	.500	35	17	9	17	2	7	52
J13	Georgia Tech	26-57	.456	4-12	.333	12-18	.667	33	11	14	11	5	6	68
	Florida State	25-65	.385	6-15	.400	8-8	1.000	36	22	11	12	2	4	64
J16	Georgia Tech	16-56	.286	2-13	.154	11-12	.917	40	11	12	15	4	5	45
	Miami	19-48	.396	4-16	.250	4-7	.571	31	18	11	15	3	10	46
J20	Georgia Tech	23-50	.460	2-12	.167	17-22	.773	48	17	13	26	5	7	65
	Syracuse	22-67	.328	4-20	.200	7-8	.875	27	20	9	14	1	11	55
J23	Georgia Tech	21-54	.389	6-17	.353	7-8	.875	38	16	14	13	8	6	55
	North Carolina	16-55	.291	3-13	.231	3-11	.273	35	15	7	15	3	6	38
J27	Georgia Tech	28-61	.459	6-16	.375	6-9	.667	45	14	24	16	6	7	68
	Boston College	17-56	.304	4-15	.267	11-14	.786	28	12	10	15	4	8	49
J30	Georgia Tech	25-42	.595	8-17	.471	11-17	.647	29	21	16	15	1	3	69
	Clemson	24-57	.421	5-20	.250	9-15	.600	29	20	11	10	1	7	62
F1	Georgia Tech	25-66	.379	5-12	.417	4-8	.500	37	6	15	4	4	2	59
	Duke	19-53	.358	5-16	.313	3-4	.750	35	7	9	11	5	3	46
F7	Georgia Tech	20-57	.351	3-17	.176	5-6	.833	30	9	7	15	5	8	48
	NC State	25-58	.431	3-10	.300	6-6	1.000	39	9	7	14	1	8	59
F10	Georgia Tech	26-61	.426	9-22	.409	2-2	1.000	29	9	16	10	1	4	63
	Virginia Tech	27-51	.529	9-15	.600	10-14	.714	30	7	16	8	0	6	73
F13	Georgia Tech	36-65	.554	6-21	.286	14-19	.737	37	18	26	13	0	2	92
	Clemson	29-62	.468	9-21	.429	17-23	.739	27	21	7	12	2	5	84
F17	Georgia Tech	23-63	.365	9-24	.375	11-17	.647	35	12	16	11	5	11	66
	Notre Dame	30-70	.429	5-18	.278	7-14	.500	49	14	19	16	7	8	72
F20	Georgia Tech	14-49	.286	3-16	.188	8-13	.615	38	15	7	22	1	4	39
	Miami	21-51	.412	4-11	.364	5-9	.556	30	16	11	14	2	11	51
F24	Georgia Tech	26-59	.441	4-11	.364	7-9	.778	36	22	17	18	2	7	63
	Florida State	22-59	.373	4-13	.308	17-23	.739	35	16	16	15	3	6	65
F27	Georgia Tech	27-56	.482	2-14	.143	8-13	.615	42	10	15	13	4	2	64
	Wake Forest	22-57	.386	8-18	.444	4-8	.500	24	15	13	9	1	4	56
M3	Georgia Tech	17-46	.370	4-17	.235	7-18	.389	42	10	10	19	8	3	45
	Wake Forest	14-64	.219	3-18	.167	9-15	.600	43	15	5	10	1	12	40
M4	Georgia Tech	18-60	.300	9-24	.375	8-10	.800	36	12	15	13	3	3	53
	Notre Dame	29-56	.518	10-27	.370	3-6	.500	33	14	15	13	4	6	71
M18	Georgia Tech	24-62	.387	7-21	.333	3-6	.500	34	14	11	13	6	5	58
	Kansas	30-62	.484	5-14	.357	12-17	.706	40	15	13	10	6	5	77

## 2021-22 INDIVIDUAL STATS

## OVERALL/CONFERENCE STATS

##	Player	GP-GS	Min	Avg	TOTAL		3-PTS		FT-A	Pct	REBOUNDS			Avg	PF	FO	A	TO	Blk	Stl	Pts	Avg
					FG-A	Pct	3FG-A	Pct			Off	Def	Tot									
31	Lotta-Maj Lahtinen	31-31	1033	33.4	118-329	.359	42-136	.309	60-87	.690	20	80	100	3.2	61	1	130	92	2	43	338	10.9
	Conference Only...	18-18	653	36.3	77-204	.377	27-87	.310	35-49	.714	9	47	56	3.1	40	1	73	62	1	31	216	12.0
20	Nerea Hermosa	32-32	1019	31.9	145-288	.503	0-0	.000	48-59	.814	67	111	178	5.6	55	1	58	61	36	26	338	10.6
	Conference Only...	18-18	602	33.5	91-173	.526	0-0	.000	26-28	.929	42	50	92	5.1	34	1	37	36	14	12	208	11.6
24	Eylia Love	32-31	959	30.0	129-309	.417	23-57	.404	56-95	.589	46	107	153	4.8	88	2	48	82	16	19	337	10.5
	Conference Only...	18-18	572	31.8	72-173	.416	14-33	.424	26-43	.605	24	72	96	5.3	52	1	29	55	8	15	184	10.2
13	Lorela Cubaj	32-32	1074	33.6	129-307	.420	4-23	.174	59-88	.670	66	290	356	11.1	67	1	136	66	41	44	321	10.0
	Conference Only...	18-18	647	36.0	83-185	.449	3-14	.214	43-57	.754	30	164	194	10.8	46	1	76	43	18	25	212	11.8
45	Digna Strautmane	30-23	821	27.4	96-222	.432	46-128	.359	20-29	.690	51	108	159	5.3	59	1	43	49	36	18	258	8.6
	Conference Only...	16-14	456	28.5	45-116	.388	23-67	.343	10-13	.769	23	59	82	5.1	25	0	24	26	20	9	123	7.7
3	Sarah Bates	31-8	719	23.2	58-178	.326	52-163	.319	6-10	.600	13	34	47	1.5	26	0	31	18	3	12	174	5.6
	Conference Only...	17-4	412	24.3	33-97	.340	29-87	.333	1-2	.500	9	18	27	1.6	12	0	18	6	0	6	96	5.6
15	Avyonce Carter	30-0	335	11.2	33-99	.333	1-24	.042	31-53	.585	29	40	69	2.3	25	0	11	23	1	113	98	3.3
	Conference Only...	17-0	174	10.3	16-44	.364	0-4	.000	18-30	.600	14	23	37	2.2	17	0	7	10	0	7	50	2.9
10	Elizabete Bulane	23-0	206	9.0	14-42	.333	8-25	.320	5-10	.500	1	14	15	0.7	9	0	13	17	0	9	41	1.8
	Conference Only...	11-0	57	5.2	2-9	.222	1-6	.167	1-2	.500	1	4	5	0.5	3	0	6	2	0	2	6	0.5
11	Aixa Wone Aranz	28-0	189	6.8	9-22	.409	0-1	.000	5-8	.625	13	10	23	0.8	26	0	9	17	3	2	23	0.8
	Conference Only...	16-0	92	5.8	4-10	.400	0-0	.000	1-2	.500	4	5	9	0.6	13	0	4	7	2	1	9	0.6
33	Carmyn Harrison	11-0	32	2.9	2-3	.667	0-0	.000	4-8	.500	4	5	9	0.8	4	0	0	2	3	1	8	0.7
	Conference Only...	4-0	4	1.1	0-0	.000	0-0	.000	0-0	.000	0	0	0	0.0	0	0	0	0	0	0	0	0.0
14	Anisa Clark	3-0	4	1.4	0-3	.000	0-3	.000	0-3	.000	0	0	0	0.0	0	0	0	0	0	0	0	0.0
	Conference Only...	1-0	0	0.8	0-0	.000	0-0	.000	0-0	.000	0	0	0	0.0	0	0	0	0	0	0	0	0.0
TM	TEAM.....										48	78	126					17				
	Conference Only...										22	38	60					13				
	Total.....	32	6475		738-1821	.405	178-569	.313	296-449	.659	359	882	1241	38.8	424	6	485	446	141	189	1950	60.9
	Conference Only...	18	3675		423-1011	.418	97-298	.326	161-226	.712	178	480	658	36.6	242	4	274	260	63	108	1104	61.3
	Opponents.....	32	6475		642-1787	.359	148-504	.294	253-384	.659	286	759	1045	32.7	496	10	323	438	82	210	1685	52.7
	Conference Only...	18	3675		385-1012	.380	91-277	.329	137-213	.643	165	423	588	32.7	271	4	190	249	46	124	998	55.4

## POINTS - REBOUNDS - ASSISTS

Opponent	Date	Score	03 BATES	10 BULANE	11 ARANAZ	13 CUBAJ	14 CLARK	15 CARTER	20 HERMOSA	24 LOVE	31 LAHTINEN	33 HARRISON	45 STRAUTMANE
at Central Michigan	11/9/21	W, 74-40	0-1-2	2-1-0	0-3-1	2-9-5	DNP	6-0-0	18-2-2	15-1-1	6-4-8	2-1-0	19-9-0
KENNESAW STATE	11/11/21	W, 72-45	8-1-2	6-1-1	4-0-1	12-15-5	0-0-0	3-1-1	9-10-1	11-5-1	5-2-5	0-1-0	6-3-1
BELMONT	11/14/21	W, 58-45	0-1-0	7-1-0	DNP	15-14-4	DNP	DNP	6-8-2	8-5-0	17-7-7	DNP	3-2-1
at ETSU	11/17/21	W, 65-42	6-2-2	0-1-0	0-1-0	12-9-5	DNP	4-2-1	17-10-2	9-4-1	9-3-3	2-2-0	6-4-2
AUBURN	11/21/21	L, 59-51	6-3-0	0-0-0	2-1-0	6-5-1	DNP	3-2-1	11-9-3	7-5-0	12-3-6	DNP	4-6-2
HOFSTRA	11/24/21	W, 65-32	6-0-2	6-3-0	0-1-0	10-11-5	DNP	5-1-0	10-7-2	8-6-2	15-2-1	3-1-0	2-9-2
at Purdue	12/1/21	L, 53-52	5-2-1	2-1-0	0-0-1	7-20-5	DNP	0-6-0	8-6-3	12-2-2	DNP	0-1-0	18-3-2
at Georgia	12/5/21	W, 55-54	6-0-0	0-0-0	0-0-0	11-15-4	DNP	3-2-0	14-8-1	14-7-2	7-4-3	DNP	0-5-0
UCONN	12/9/21	W, 57-44	6-0-0	DNP	DNP	5-13-7	DNP	0-1-0	13-6-3	10-3-0	15-3-3	DNP	8-7-2
FURMAN	12/12/21	W, 63-36	12-5-3	3-1-3	0-2-1	5-14-6	DNP	14-6-1	1-4-0	6-1-1	2-2-2	0-1-0	20-6-1
WAKE FOREST	12/19/21	W, 62-45	3-0-1	2-2-2	0-2-0	4-12-6	0-0-0	0-0-0	16-5-3	16-4-2	9-1-2	0-0-0	12-7-4
BOSTON U.	12/21/21	W, 78-49	5-3-0	9-1-3	6-2-1	12-14-5	0-0-0	0-4-0	8-5-1	19-5-2	9-2-6	1-2-0	9-4-1
LOUISVILLE	1/2/22	L, 50-48	DNP	DNP	DNP	12-16-5	DNP	2-3-1	8-4-1	3-4-1	10-1-3	0-0-0	13-3-1
VIRGINIA	1/9/22	W, 67-31	3-1-1	DNP	DNP	17-11-4	DNP	9-4-2	20-7-1	9-9-5	6-2-1	DNP	3-7-2
at Pitt	1/11/22	W, 63-52	3-1-2	0-0-0	0-1-1	12-7-0	DNP	3-6-3	4-6-1	8-6-2	17-0-2	DNP	16-1-3
FLORIDA STATE	1/13/22	W, 68-64	3-1-0	0-1-0	6-1-0	24-9-3	DNP	3-2-0	4-8-4	10-3-2	16-3-5	DNP	2-2-0
at Miami	1/16/22	L, 46-45	0-0-2	DNP	0-0-0	6-10-5	DNP	3-1-0	12-6-2	7-7-1	10-3-2	DNP	7-9-0
at Syracuse	1/20/22	W, 65-55	0-3-1	0-0-0	0-0-0	14-7-5	DNP	0-0-0	21-7-0	10-13-0	11-5-6	DNP	9-10-1
NORTH CAROLINA	1/23/22	W, 55-38	7-0-0	0-0-1	1-0-0	9-10-4	DNP	2-2-0	6-5-2	4-3-1	12-4-6	0-0-0	14-11-0
BOSTON COLLEGE	1/27/22	W, 68-49	3-1-0	4-1-3	0-1-0	6-15-7	DNP	3-1-0	15-5-7	20-8-2	8-3-3	0-0-0	9-2-2
at Clemson	1/30/22	W, 69-62	16-3-1	0-0-0	0-0-0	12-10-6	DNP	0-5-0	12-3-1	9-1-0	14-1-6	DNP	6-2-2
at Duke	2/1/22	W, 59-46	6-5-1	0-0-0	0-1-1	15-7-0	DNP	0-0-0	12-7-5	14-8-2	0-3-4	DNP	2-3-2
at NC State	2/7/22	L, 59-48	0-2-0	0-0-0	0-0-0	12-10-3	DNP	2-1-0	13-4-1	16-5-1	5-1-1	DNP	0-5-1
at Virginia Tech	2/10/22	L, 73-63	17-2-1	DNP	0-1-0	11-14-4	DNP	2-3-1	10-4-6	2-1-0	21-2-4	DNP	DNP
CLEMSON	2/13/22	W, 92-84	17-5-2	DNP	0-1-1	22-4-7	DNP	0-0-0	19-9-1	26-5-3	8-8-12	DNP	DNP
NOTRE DAME	2/17/22	L, 72-66	12-1-2	DNP	0-0-1	10-15-2	DNP	DNP	3-1-0	8-8-1	24-3-6	DNP	9-4-4
MIAMI	2/20/22	L, 51-39	3-2-2	0-1-0	2-1-0	7-12-2	DNP	4-5-0	4-5-1	12-5-0	7-3-2	DNP	0-0-0
at Florida State	2/24/22	L, 65-63	3-0-1	0-0-0	0-0-0	1-9-6	DNP	6-2-0	13-4-1	8-4-5	16-6-3	DNP	16-7-1
at Wake Forest	2/27/22	W, 64-56	0-0-1	DNP	0-0-0	18-16-7	DNP	11-2-0	16-2-0	2-2-1	12-7-5	DNP	5-9-1
vs. Wake Forest	3/3/22	W, 45-40	3-0-0	0-0-0	2-3-0	0-1-0	DNP	2-3-0	2-7-1	16-4-1	10-7-5	DNP	10-8-3
vs. Notre Dame	3/4/22	L, 71-53	9-2-0	DNP	0-1-0	4-11-5	DNP	3-2-0	6-1-0	11-6-5	8-3-4	DNP	12-5-1
vs. Kansas	3/18/22	L, 77-58	6-0-1	0-0-0	0-0-0	8-11-3	DNP	5-2-1	7-3-0	7-3-1	7-2-4	DNP	18-6-1

## 2021-22 SUPERLATIVES

		Georgia Tech	Opponent
Points 1st Quarter	High	28, ETSU (11/17)	22, at Virginia Tech (2/10)
	Low	4, Miami (2/20)	3, Louisville (1/2)
Points 2nd Quarter	High	22, Boston U. (12/21)	21, vs. Kansas (3/18)
	Low	4, vs. Wake Forest (3/3/22)	4, Belmont (11/14)
Points 3rd Quarter	High	27, Boston U. (12/21)	30, Clemson (2/13)
	Low	7, at NC State (2/7)	5, twice
Points 4th Quarter	High	25, at Virginia Tech (2/10)	24, at Pitt (1/11)
	Low	4, at Miami (1/16)	5, UConn (12/9)
Total Points	High	92, Clemson (2/13)	84, Clemson (2/13)
	Low	39, Miami (2/20)	31, Virginia (1/9)
Field Goals Made	High	36, Clemson (2/13)	30, twice
	Low	14, Miami (2/20)	11, Virginia (1/9)
Field Goals Attempted	High	66, twice	70, Notre Dame (2/17)
	Low	42, at Clemson (1/30)	47, at Central Michigan (11/9)
3-Point FGM	High	11, Furman (12/12)	10, Notre Dame (3/4)
	Low	2, five times	0, Kennesaw State (11/11)
3-Point FGA	High	33, Furman (12/12)	27, Notre Dame (3/4)
	Low	11, twice	6, Kennesaw State (11/11)
Free Throws Made	High	17, twice	17, twice
	Low	2, twice	2, Hofstra (11/24)
Free Throws Att.	High	22, at Syracuse (1/20)	23, at Florida State (2/24)
	Low	2, at Virginia Tech (2/10)	4, at Duke (2/1)
Free Throw Pct.	High	1.000, at Virginia Tech (2/10)	1.000, twice
	Low	.389, vs. Wake Forest (3/3)	.273, North Carolina (1/23)
Offensive Rebounds	High	17, Furman (12/12)	16, vs. Wake Forest (3/3)
	Low	3, twice	3, twice
Defensive Rebounds	High	35, North Carolina (1/23)	38, Notre Dame (2/17)
	Low	20, Pitt (1/11)	16, Syracuse (1/20)
Total Rebounds	High	48, twice	49, Notre Dame (2/17)
	Low	29, twice	24, at Wake Forest (2/27)
Assists	High	26, Clemson (2/13)	19, Notre Dame (2/17)
	Low	7, twice	5, vs. Wake Forest (3/3)
Blocked Shots	High	8, Kennesaw State (11/11)	7, Notre Dame (2/17)
	Low	0, Clemson (2/13)	0, multiple times
Steals	High	11, multiple times	12, vs. Wake Forest (3/3)
	Low	2, multiple times	2, Boston U. (12/21)
Turnovers	High	26, at Syracuse (1/20)	21, Hofstra (11/24)
	Low	4, at Duke (2/1)	8, at Virginia Tech (2/10)
Personal Fouls	High	22, twice	22, Florida State (1/13)
	Low	6, at Duke (2/1)	7, twice



## 2021-22 BOX SCORES

# 1 Georgia Tech

## Central Michigan

Nov. 9, 2021 | McGuirk Arena (Mount Pleasant, Mich.)

74  
40

Official Basketball Box Score - Final  
Georgia Tech at Central Michigan  
11/09/21 McGuirk Arena, Mount Pleasant  
2021-22 Women's Basketball

Game Time: 6:00 PM  
Game Duration: 1:47

Officials: Michele Del Duca, Tom Halstead, Meghan Joseph

Georgia Tech - 74

Record: 1-0

Shooting By Period													
NO. Name	Min	FG M-A	3P M-A	FT M-A	OR DR	Reb TOT	Fouls PF	TP	AS	TO	ST	Blocks BS BA	+/-
13 Lorela Cubaj	F 23:02	1-4	0-0	0-0	0	9 9	0	2	5	0	0	0	24
20 Nerea Hermosa	C 24:29	9-10	0-0	0-0	1	1 2	2 1	18	2	1	3	1 0	8
00 Loyal McQueen	G 26:12	2-6	0-0	0-0	1	0 1	0 0	4	2	0	1	0 2	27
24 Eylla Love	G 20:21	5-12	0-1	5-6	0	1 1	3 4	15	1	0	0	0	23
31 Lotta-Maj Lahtinen	G 31:40	3-13	0-4	0-0	0	4 4	3 0	6	8	0	0	1	34
45 Digna Strautmane	17:15	8-10	2-4	1-2	5	4 9	3 2	19	0	2	1	1 0	26
3 Sarah Bates	21:42	0-3	0-3	0-0	0	1 1	1 1	0	2	0	0	0 0	10
11 Aika Wone Aranz	13:31	0-0	0-0	0-0	0	3 3	3 0	0	1	0	1	0 0	9
10 Elizabete Bulane	12:34	1-3	0-0	0-0	0	1 1	0 2	2	0	1	0	0	6
15 Anyonce Carter	07:31	2-4	0-2	2-3	0	0 0	1 2	6	0	1	0	0	2
33 Carmyn Harrison	01:43	1-1	0-0	0-0	1	0 1	0 0	2	0	0	0	0	1
Team						5 3 8		0					
Totals		32-66	2-14	8-11	13	27 40	16 12	74	21	5	6	2 3	34
1st FGM 5-18 27.8%													
FT% 3-3 100%													
2nd FGM 7-17 41.2%													
3rd FGM 3-13 23.1%													
4th FGM 6-16 37.5%													
FT% 3-4 75%													
GMFG% 32-66 48.5%													
3PT% 2-14 14.3%													

Technical Fouls: NONE

Dead Ball Rebounds: 0

Central Michigan - 40

Record: 0-1

NO.	Name	Min	FG		3P		FT		Rebounds		Fouls		TP	AS	TO	ST	Blocks		+/-	Shooting By Period		
			M	A	M	A	M	A	M	A	OR	DR					TOT	PF		FF	BS	BA
21	Jahari Smith	C 25:02	3-5	0-0	8-8	2	3	5	1	6	14	2	4	1	2	0	23	3PT%	4	0.0%		
3	Hanna Knoll	G 18:09	1-3	1-2	0-0	0	2	2	2	1	3	0	0	0	1	0	19	FT%	2	100%		
5	Anika Weekes	G 27:09	1-7	1-3	0-0	0	1	1	1	0	3	0	0	0	2	0	24	2 <sup>nd</sup> GMFG	3	33.3%		
14	Molly Davis	G 31:42	1-7	0-3	0-0	1	0	1	2	4	2	1	5	0	0	0	37	3PT%	2	50.0%		
20	Tiana Timpe	G 23:20	1-7	1-6	1-2	0	2	2	2	1	5	2	0	0	0	0	13	FT%	4	100%		
1	Lisa Tesson	29:33	3-6	1-2	2-4	0	1	1	1	4	9	1	2	0	0	0	22	3PT%	3	14.3%		
11	Rachel Looile	08:52	2-4	0-1	0-0	1	2	3	0	0	4	0	1	0	0	0	8	3PT%	0	0.0%		
22	Kalle Martinez	12:30	0-4	0-2	0-0	0	2	2	1	0	0	0	0	0	0	0	7	FT%	4	100%		
32	Sydney Graber	12:54	0-3	0-0	0-0	0	3	3	0	0	0	1	1	0	0	0	5	3PT%	4	100%		
13	Rebekah Gordon	06:11	0-0	0-0	0-0	0	2	2	0	0	0	0	0	0	0	0	8	4 <sup>th</sup> GMFG	3	42.3	33.3%	
12	Karrington Gordon	04:38	0-1	0-1	0-0	0	1	1	2	0	0	0	0	0	0	0	4	FT%	2	50.0%		
Team							3		5		8		0		2							
Totals			12-47		4-20		12-14		7 24 31		12 16 40		7 15		3 3		2 34		GMFG%		12-47 25.5%	
																			3PT%		4-20 20.0%	

Technical Fouls: NONE

Dead Ball Rebounds: 3

	GT	CMU
Biggest lead	36 (4 <sup>th</sup> 6:20)	0 (1 <sup>st</sup> 10:00)
Best Scoring Run	16 (3 <sup>rd</sup> 3:10)	6 (3 <sup>rd</sup> 9:16)
Lead Changes	0	0
Times Tied	0	0
Time with Lead	39:41	00:00

Points from Turnovers	GT	CMU
Paint	46	10
Second Chance	15	4
Fast Breaks	2	0
Bench	29	13

Period by Period Scoring	1st	2nd	3rd	4th	TOT
GT	19	15	25	15	74
CMU	6	12	10	12	40

# 2 Georgia Tech

## Kennesaw State

Nov. 11, 2021 | McCamish Pavilion (Atlanta, Ga.)

72  
45

Official Basketball Box Score - Final  
Kennesaw St. at Georgia Tech  
11/11/21 McCamish Pavilion, Atlanta  
Georgia Tech vs. Kennesaw State

Game Time: 7:00 PM  
Game Duration: 1:50  
Attendance: 1,474

Officials: Bruce Morris, John Opolko, Krystle Apollinaris

Kennesaw St. - 45

Record: 1-1

NO. Name	Min	FG		3P		FT		Rebounds		Fouls	PF	FD	TP	AS	TO	ST	Blocks		+/-	Shooting By Period		
		M	A	M	A	M	A	OR	DR								TOT	BS		BA	1st FG	1st FT
10 Alexis Poole	F 24:33	4-9	0-0	2-4	0	5	5	4	4	10	0	7	2	0	0	0	-9	1st FG	0-1	0.0%		
25 Gabi Legister	F 15:11	1-4	0-0	0-0	1	3	4	1	0	2	0	2	0	0	1	-7	1st FT	1-4	25%			
0 Amari Johnson	G 37:57	5-14	0-1	2-2	3	4	7	1	3	12	4	1	0	1	3	-21	2nd FG	3-14	21.4%			
15 Jah'Che Whitfield	G 19:41	0-4	0-2	0-0	0	4	4	0	0	0	4	1	0	0	1	-16	2nd FT	0-2	0.0%			
23 Bre'Lyn Snipes	G 23:02	0-3	0-0	2-4	1	0	1	1	2	2	0	2	1	0	3	-21	2nd 3P	0-4	50%			
20 Stacie Jones	20:03	3-9	0-1	0-0	1	2	3	2	6	0	1	1	1	0	0	-23	3rd FG	4-14	28.6%			
12 Amaris Baker	21:12	3-4	0-1	0-0	0	0	0	3	0	6	0	3	0	0	0	-17	3rd FT	0-2	0.0%			
24 Precious Harden	04:25	0-0	0-0	0-0	0	1	1	2	0	0	0	0	0	0	0	-8	3rd 3P	1-2	50%			
31 Yamani Paul	12:37	0-3	0-1	1-4	0	0	0	1	4	1	0	0	0	0	1	-2	4th FG	7-15	46.7%			
32 Julia Rodriguez	14:09	2-3	0-0	2-2	0	1	1	1	4	6	0	0	0	0	0	-14	4th FT	0-1	0.0%			
13 Jodi Mullins	07:10	0-1	0-0	0-2	0	0	0	0	1	0	0	0	0	0	0	3	4th 3P	5-8	62.5%			
Team					4	0	4	0	0	0	2						GM FG	18-54	33.3%			
Totals		18-54	0-6	9-18	10	20	30	17	20	45	8	19	4	1	9	-27	3rd FT	9-18	50.0%			

Technical Fouls: NONE

Dead Ball Rebounds: 0

Georgia Tech - 72

Record: 2-0

NO. Name	Min	Shooting By Period											
		FG M-A	3P M-A	FT M-A	Rebounds OR DR TOT	Fouls PF	TP	AS	TO	ST	Blocks BS BA	+/-	
13 Lorela Cubaj	F 30:43	4-7	0-0	4-4	5 10 15	2 4	12	5	3	1	2 0	27	
20 Nerea Hermosa	C 20:09	4-6	0-0	1-2	4 6 10	2 1	9	1	1	2	1 0	14	
00 Loyal McQueen	G 26:51	2-6	2-5	2-2	0 3 3	0 0	8	2	2	1	0 24		
24 Eylla Love	G 23:56	5-9	0-0	1-6	4 1 5	2 3	11	1	1	1	1 0	21	
31 Lotta-Maj Lahtinen	G 26:57	2-10	1-5	0-0	0 2 2	1 3	5	5	2	1	0 0	21	
45 Digna Strautmane	13:06	2-6	0-3	2-3	2 1 3	5 2	6	1	1	0 2	0 9		
3 Sarah Bates	17:56	3-10	2-7	0-0	0 1 1	1 0	8	2	1	0 1	0 15		
11 Aika Wone Aranz	12:08	1-3	0-1	2-2	0 0 0	3 1	4	1	0	0 0	0 7		
15 Anyonce Carter	10:24	1-4	0-2	1-1	0 1 1	1 2	3	1	2	1 1	0 2		
10 Elizabete Bulane	12:42	2-2	0-0	0 1 1	0 1 0	1 6	1	2	1	0 0	1		
33 Carmyn Harrison	03:29	0-0	0-0	0-0	0 1 1	0 0	0	0	0	0 1	0 1		
14 Amaris Clark	01:39	0-1	0-1	0-0	0 0 0	0 0	0	0	0	0 0	0 -1		
Team					3 0 3		0						
Totals		26-64	7-26	13-20	18 27 45	20 17	72	20	15	8 9 1	27		
				</									

Technical Fouls: NONE

Dead Ball Rebounds: 7

	KSU	GT
Biggest lead	2 (1 <sup>st</sup> 9:14)	31 (4 <sup>th</sup> 1:00)
Best Scoring Run	5 (3 <sup>rd</sup> 2:40)	10 (2 <sup>nd</sup> 6:35)
Lead Changes	1	0
Times Tied	2	0
Time with Lead	00:35	38:13

Points from Turnovers	KSU	GT
Paint	12	32
Second Chance	5	13
Fast Breaks	4	14
Bench	19	27

Period by Period Scoring	1st	2nd	3rd	4th	TOT
KSU	9	8	9	19	45
GT	18	16	21	17	72

# 3 Georgia Tech

## Belmont

Nov. 14, 2021 | McCamish Pavilion (Atlanta, Ga.)

58  
45

Official Basketball Box Score - Final  
Belmont at Georgia Tech  
11/14/21 McCamish Pavilion, Atlanta  
Georgia Tech vs. Belmont

Game Time: 2:00 PM  
Game Duration: 1:43  
Attendance: 1,501

Officials: Eric Brewton, Katie Lukanich, Brandon Elenrice

Belmont - 45

Record: 2-1

NO. Name	Min	FG M/A	3P M/A	FT M/A	Rebounds OR DR TOT	Fouls PF	TP	AS	TO	ST	Blocks BS BA	+/-
Shooting By Period												
13 Madison Bartley	F 28:42	3-9	0-1	2-3	2 3 5	3 2	8	0	2	0	2 0	-11
20 Conley Chinn	F 33:29	0-7	0-6	0-0	1 3 4	1 1	0	0	2	2	0 0	-11
0 Tuti Jones	G 36:58	5-13	2-5	0-2	2 4 6	4 1	12	4	2	1 0	0 8	
11 Destinee Wells	G 35:24	6-19	3-7	3-3	2 3 5	2 4	18	3	4	0	0 2	-10
14 Jamlyn Kinney	G 31:34	1-3	1-1	0-0	1 4 5	2 3	1	1	1	1 0	0 6	
21 Blair Schoenwald	07:41	1-2	0-1	0-0	0 1 1	0 0	2	0	0	0 0	0 2	
22 Tessa Miller	12:47	1-1	0-0	0-0	0 2 2	3 0	2	0	0	0 0	0 3	
23 Nikki Baird	01:59	0-0	0-0	0-0	0 0 0	1 0	0	0	0	0 0	0 0	
12 Kilyn McGuff	09:02	0-1	0-0	0-0	0 2 2	0 0	1	0	0	0 0	0 -12	
34 Cam Browning	02:24	0-1	0-0	0-0	1 0 1	0 0	0	1	0	0 0	0 4	
Team					1 0 1		0					
Totals		17-56	6-21	5-8	10 22 32	17 11	45	9	14	6	0 5	-33
Shooting By Period												
1st	FG	3-16	16	37.5%								
2nd	3PT	2-5	40.0%									
3rd	FG	10-27	37%									
4th	FG	2-13	15.4%									
5th	3PT	0-4	0.0%									
6th	FG	0-0	0%									
7th	FG	6-16	37.5%									
8th	3PT	2-6	33.3%									
9th	FG	1-4	25%									
10th	3PT	1-11	27.3%									
11th	FG	2-6	33.3%									
12th	FG	4-6	66.7%									
Totals	GMF	FG	17-56	30.4%								

Technical Fouls: NONE

Dead Ball Rebounds: 3

Georgia Tech - 58

Record: 3-0

NO. Name	Min	FG M-A	3P M-A	FT M-A	Rebounds OR DR TOT	Fouls PF	TP	AS	TO	ST	Blocks BS BA	+/-
13 Lorela Cubaj	F 35:44	5-13	0-0	5-6	3 11 14	5 15	14	1	2	3	0 8	
20 Nerea Hermosa	C 28:20	3-6	0-0	0-0	4 4 8	1 2	6	2	4	0	1 0	0
00 Loyal McQueen	G 25:16	1-7	0-4	0-0	0 2 2	1 0	2	0	0	0 0	0 2	
24 Eylla Love	G 27:02	2-5	1-1	3-4	2 2 5	3 3	8	0	2	0	1 0	6
31 Lotta-Maj Lahtinen	G 35:10	6-13	1-3	4-4	4 3 7	1 3	17	7	3	2	0 9	
45 Digna Strautmane	18:01	1-2	1-2	0-0	0 2 2	3 1	3	1	2	1 0	0 14	
3 Sarah Bates	13:19	0-4	0-4	0-0	0 1 1	0 0	0	0	0	0 0	0 14	
10 Elizabete Bulane	17:08	3-6	1-2	0-2	0 1 1	1 3	7	0	2	0 0	0 15	
Team					0 1 1		0					
Totals		21-56	4-16	12-16	13 28 41	11 17	58	16	12	7	5 0	13

Technical Fouls: NONE

Dead Ball Rebounds: 3

	BEL	GT
Biggest lead	9 (1 <sup>st</sup> 3:46)	13 (4 <sup>th</sup> 0:33)
Best Scoring Run	6 (3 <sup>rd</sup> 5:54)	9 (2 <sup>nd</sup> 7:05)
Lead Changes	1	0
Times Tied	2	0
Time with Lead	11:30	26:22

Points from Turnovers	BEL	GT
Paint	18	26
Second Chance	6	11
Fast Breaks	0	6
Bench	4	10

Period by Period Scoring					
	1st	2nd	3rd	4th	TOT
BEL	15	4	14	12	45
GT	11	13	14	20	58

## 2021-22 BOX SCORES

5 Auburn  
Georgia Tech  
Nov. 21, 2021 | McCamish Pavilion (Atlanta, Ga.)59  
51Official Basketball Box Score - Final  
Auburn at Georgia Tech  
11/21/21 McCamish Pavilion, Atlanta  
Georgia Tech vs. AuburnGame Time: 4:00 PM  
Game Duration: 1:51  
Attendance: 1,769

Officials: Denise Brooks, Edward Sidesley, Mark Resch

Record: 2-2

NO. Name	Min	FG	3P	FT	Rebounds	Fouls	TP	AS	TO	ST	Blocks	+/-
10 Kyler White	F 17:58	2-2	0-0	0-0	1 3 4	4 0	4	0	0	0	0	10
2 Sania Wells	G 24:29	2-5	0-0	4-4	0 2 2	2 6	8	0	1	1	0	3
3 Annie Hughes	G 40:00	3-7	1-2	0-0	0 1 1	2 0	7	2	0	1	0	8
5 Aicha Coulbaly	G 32:47	6-13	0-3	2-4	1 4 5	4 3	14	2	2	1	0	4
23 Honesty Scott-Grayson	G 40:00	5-14	4-8	4-6	2 4 6	2 5	18	3	1	0	1	8
12 Mar'shaun Bostic	15:31	2-6	0-0	0-0	0 2 2	1 0	4	2	2	3	0	1
14 Jala Jordan	19:51	2-6	0-1	0-0	1 2 3	5 4	4	0	0	1	1	0
1 Xaria Wiggins	07:13	0-1	0-0	0-0	0 0 0	0 0	0	0	0	0	0	4
15 Paris Mullins	02:11	0-0	0-0	0-0	0 0 0	0 0	0	0	0	0	0	-2
Team					1 5 6							
Totals		22-54	5-14	10-14	6 23 29	20 18	59	9	9	7	1	5 8

Technical Fouls: NONE

Shooting By Period	1st	2nd	3rd	4th	FT
1st FG%	8-13	61.5%			
3PT%	2-3	66.7%			
FT%	1-2	50%			
2nd FG%	6-15	40.0%			
3PT%	2-6	33.3%			
FT%	0-0	0%			
3rd FG%	5-15	33.3%			
3PT%	1-3	33.3%			
FT%	0-0	0%			
4th FG%	3-11	27.3%			
3PT%	0-2	0.0%			
FT%	9-12	75%			
GM FG%	22-54	40.7%			
3PT%	5-14	35.7%			
FT%	10-14	71.4%			

Dead Ball Rebounds: 3, 1

Georgia Tech - 51

Record: 4-1

NO. Name	Min	FG	3P	FT	Rebounds	Fouls	TP	AS	TO	ST	Blocks	+/-
13 Lorela Cubaj	F 27:43	3-10	0-0	0-0	2 3 5	4 2	6	1	3	0	2	0
45 Digna Strautmane	F 22:30	2-4	0-1	0-0	1 5 6	3 0	4	2	1	0	0	-8
20 Nerea Hermosa	C 34:54	5-13	0-0	1-2	4 5 9	0 2	11	3	0	1	1	-3
3 Sarah Bates	G 29:42	1-5	1-5	3-4	1 2 3	3 4	6	0	0	2	1	-5
31 Lotta-Maj Lahtinen	G 40:00	4-12	1-4	3-4	1 2 3	2 7	12	6	5	0	0	-8
24 Eylla Love	28:08	3-6	0-0	1-3	1 4 5	5 2	7	0	3	0	1	-4
10 Elizabete Bulane	04:03	0-0	0-0	0-2	0 0 0	0 1	0	2	0	0	0	-5
15 Anyonice Carter	08:34	1-3	0-1	1-2	0 2 2	1 1	3	0	1	0	0	-2
11 Aixa Wone Aranz	04:26	0-1	0-0	2-2	1 0 1	0 1	2	0	0	0	0	-5
Team					1 4 5							
Totals		19-54	2-11	11-19	12 27 39	18 20	51	12	15	3	5	1 -8

Technical Fouls: NONE

Shooting By Period	1st	2nd	3rd	4th	FT
1st FG%	3-12	25.0%			
3PT%	0-1	0.0%			
FT%	0-2	0%			
2nd FG%	3-12	25.0%			
3PT%	0-2	0%			
FT%	4-6	66.7%			
3rd FG%	6-17	35.3%			
3PT%	1-4	25.0%			
FT%	4-7	57.1%			
4th FG%	5-13	38.5%			
3PT%	1-4	25.0%			
FT%	3-4	75%			
GM FG%	19-54	35.2%			
3PT%	2-11	18.2%			
FT%	11-19	57.9%			

Dead Ball Rebounds: 7, 0

AUB	GT
Biggest lead	22 (3 <sup>rd</sup> 6:42) 2 (1 <sup>st</sup> 9:36)
Best Scoring Run	15 (2 <sup>nd</sup> 9:27) 11 (3 <sup>rd</sup> 2:19)
Lead Changes	3
Times Tied	1
Time with Lead	38:13 00:55

Points from Turnovers	AUB	GT
Paint	28	32
Second Chance	4	11
Fast Breaks	4	3
Bench	8	12

Period by Period Scoring	1st	2nd	3rd	4th	TOT
AUB	19	14	11	15	59
GT	6	10	21	14	51

6 Georgia Tech  
Hofstra  
Nov. 24, 2021 | McCamish Pavilion (Atlanta, Ga.)65  
32Official Basketball Box Score - Final  
Georgia Tech at Georgia Tech  
11/24/21 McCamish Pavilion, Atlanta  
Georgia Tech vs. HofstraGame Time: 12:00 PM  
Game Duration: 1:41  
Attendance: 1,440

Officials: Dee Kintner, Erika Herriman, Roy Jackson

Hofstra - 32

Record: 2-2

NO. Name	Min	FG	3P	FT	Rebounds	Fouls	TP	AS	TO	ST	Blocks	+/-
11 Jaylen Hines	F 20:06	4-6	1-2	0-0	0 3 3	2 0	9	1	1	2	0	-14
22 Jaala Henry	F 28:17	1-5	0-0	0-0	2 3 5	0 0	2	1	1	1	0	-28
2 Jakyla Brown	G 22:17	2-8	0-3	2-4	0 2 2	3 6	0	2	1	0	0	-17
3 Sorelle Ineza	G 28:16	2-7	0-2	0-0	0 4 4	1 1	4	3	4	1	0	-17
4 Rosi Nicholson	G 25:03	1-5	0-0	0-0	1 1 2	1 1	2	2	1	5	0	-14
23 Vanerlie Valcourt	10:36	1-3	0-0	0-0	0 1 1	3 1	2	1	2	0	0	-14
24 Maniya Custis	13:11	0-3	0-2	0-0	0 0 0	0 0	1	0	4	0	0	-17
13 Zylheima Swint	17:01	0-2	0-0	0-2	1 3 4	2 2	0	1	0	0	1	-17
00 Caria Reynolds	13:49	2-6	0-0	0-0	2 0 2	3 0	4	0	1	0	1	-6
1 Selma Markicic	07:32	0-3	0-0	0-0	0 0 0	1 0	0	0	0	0	0	-11
5 Jada Peacock	13:52	1-3	1-2	0-0	0 0 0	0 0	3	0	0	1	0	-10
Team					2 1 3							
Totals		14-51	2-14	2-6	8 18 26	16 8	32	8	21	11	4	-33

Technical Fouls: NONE

Shooting By Period	1st	2nd	3rd	4th	FT
1st FG%	2-8	25.0%			
3PT%	0-1	0.0%			
FT%	0-0	0%			
2nd FG%	3-14	21.4%			
3PT%	0-3	0.0%			
FT%	2-6	33.3%			
3rd FG%	6-15	40.0%			
3PT%	2-6	33.3%			
FT%	0-0	0%			
4th FG%	3-14	21.4%			
3PT%	0-4	0.0%			
FT%	0-0	0%			
GM FG%	14-51	27.5%			
3PT%	2-14	14.3%			
FT%	2-6	33.3%			

Dead Ball Rebounds: 3, 0

Georgia Tech - 65

Record: 5-1

NO. Name	Min	FG	3P	FT	Rebounds	Fouls	TP	AS	TO	ST	Blocks	+/-
13 Lorela Cubaj	F 26:01	5-11	0-0	0-3	1 10 11	1 5	10	5	1	5	1	18
20 Nerea Hermosa	C 32:33	4-6	0-0	2-2	2 5 7	2 1	10	2	4	2	3	26
3 Sarah Bates	G 21:40	2-6	2-6	0-0	0 0 0	0 0	6	2	3	1	0	16
24 Eylla Love	G 33:30	3-8	2-3	0-0	4 2 6	0 1	8	2	2	1	0	30
31 Lotta-Maj Lahtinen	G 11:56	5-6	3-3	2-2	1 1 2	0 2	15	1	0	0	0	17
15 Anyonice Carter	15:37	2-5	0-2	1-2	0 1 1	1 2	5	0	3	1	0	11
45 Digna Strautmane	22:52	0-2	0-2	4 5 9	0 0	1	2	2	0	0	0	22
10 Elizabete Bulane	25:50	2-4	2-4	0-0	0 3 3	1 1	6	0	2	0	0	19
11 Aixa Wone Aranz	05:22	0-1	0-0	0-2	0 1 1	1 1	0	0	3	0	0	-3
33 Carmyn Harrison	05:39	1-2	0-0	1-2	0 1 1	0 2	3	0	0	1	0	9
Team					0 1 1							
Totals		24-51	9-20	8-15	12 30 42	8 16	65	14	20	11	4	1 33

Technical Fouls: NONE

Shooting By Period	1st	2nd	3rd	4th	FT
1st FG%	7-15	46.7%			
3PT%	2-6	33.3%			
FT%	2-3	66.7%			
2nd FG%	6-12	50.0%			
3PT%	2-6	33.3%			
FT%	0-2	0%			
3rd FG%	7-15	46.7%			
3PT%	4-7	57.1%			
FT%	2-4	50%			
4th FG%	4-9	44.4%			
3PT%	1-2	50.0%			
FT%	4-6	66.7%			
GM FG%	24-51	47.1%			
3PT%	9-20	45.0%			
FT%	8-15	53.3%			

Dead Ball Rebounds: 4, 0

Biggest lead	HOF	GT
Best Scoring Run	0 (1 <sup>st</sup> 10:00) 33 (4 <sup>th</sup> 0:18)	
Lead Changes	7 (3 <sup>rd</sup> 2:03) 9 (1 <sup>st</sup> 0:27)	
Times Tied	0	
Time with Lead	00:00	39:26

Points from Turnovers	HOF	GT
Paint	17	14
Second Chance	5	15
Fast Breaks	2	8
Bench	9	16

Period by Period Scoring	1st	2nd	3rd	4th	TOT
HOF	4	8	14	6	32
GT	18	14	20	13	65

7 Purdue  
Georgia Tech  
Dec. 1, 2021 | Mackey Arena (West Lafayette, Ind.)53  
52Official Basketball Box Score - Final  
Georgia Tech at Purdue  
12/01/21 Mackey Arena, West Lafayette  
2021-22 Women's BasketballGame Time: 7:00 PM  
Game Duration: 1:54  
Attendance: 1,539

Officials: Brian Hall, Josh Howell, Maggie Tiesman

Georgia Tech - 52

Record: 5-2

NO. Name	Min	FG	3P	FT	Rebounds	Fouls	TP	AS	TO	ST	Blocks	+/-
13 Lorela Cubaj	F 39:17	3-8	0-1	1-4	3 17 20	4 3	7	5	2	0	0	-1
45 Digna Strautmane	F 40:00	7-12	2-5	2-2	2 1 3	4 2	18	2	3	1	0	-1
20 Nerea Hermosa	C 27:22	4-8	0-0	0-0	1 5 6	4 2	8	3	3	1	0	1
3 Sarah Bates	G 40:00	1-9	1-9	2-4	1 1 2	2 7	5	1	5	1	0	-1
24 Eylla Love	G 26:43	4-11	0-0	4-8	1 1 2	4 5	12	2	1	0	1	-1
10 Elizabete Bulane	08:26	0-1	0-0	2-2	0 1 1	1 1	2	0	2	0	0	-2
11 Aixa Wone Aranz	06:38	0-0	0-0	0-0	0 0 0	1 0	1	1	0	0	0	-1
15 Anyonice Carter	10:00	0-6	0-2	0-0	4 2 6	1 0	0	0	0	0	2	-1
33 Carmyn Harrison	01:34	0-0	0-0	0-0	1 0 1	1 0	0	0	1	0	0	2
Team					1 3 4							
Totals		19-55	3-17	11-20	14 31 45	22 20	52	14	18	3	2	4 -1

Technical Fouls: NONE

Shooting By Period	1st	2nd	3rd	4th	FT
1st FG%	5-12	41.7%			
3PT%	1-3	33.3%			
FT%	6-6	100%			
2nd FG%	3-13	23.1%			
3PT%	1-7	14.3%			
FT%	2-4	50%			
3rd FG%	5-14	35.7%			
3PT%	0-5	0%			
FT%	0-2	0%			
4th FG%	6-16	37.5%			
3PT%	1-2	50.0%			

## 2021-22 BOX SCORES

9

Georgia Tech  
UConn

Dec. 9, 2021 | McCamish Pavilion (Atlanta, Ga.)

57  
44Official Basketball Box Score - Final  
UConn at Georgia Tech  
12/09/21 McCamish Pavilion, Atlanta  
Georgia Tech vs. UConnGame Time: 7:00 PM  
Game Duration: 1:51  
Attendance: 4,587

Officials: Joseph Vazaly, Mj Forsberg, Billy Smith

UConn - 44

Record: 5-2

NO. Name	Min	FG	3P	FT	Rebounds	Fouls	TP	AS	TO	ST	Blocks	BS	BA	+	-
3 Aaliyah Edwards	F 23:05	0-5	0-0	0-0	2 3 5	1 0	0	0	2	0	0	0	0	-11	
14 Dorka Juhasz	F 27:02	1-5	0-0	1-1	1 4 5	1 1	2	1	0	1	0	2	-2		
20 Olivia Nelson-Ododa	F 33:06	5-11	0-0	2-2	3 7 10	3 2	12	1	3	1	3	2	-12		
13 Christyn Williams	G 40:00	6-19	1-6	0-0	0 3 3	3 0	13	3	4	0	1	3	-13		
22 Evina Westbrook	G 38:19	4-10	1-4	2-4	0 2 2	5 3	11	6	3	3	0	0	-11		
33 Caroline Ducharme	28:44	1-5	0-3	0-0	1 4 5	3 0	2	0	3	0	0	0	-11		
42 Amari DeBerry	08:09	1-2	0-0	2-2	1 2 3	0 1	4	0	0	1	0	0	-4		
11 Mr McLean	01:35	0-1	0-0	0-0	0 0 0	0 0	0	0	0	0	0	0	-1		
Team					3 1 4	0	0	0	1						
Totals		18-58	2-15	6-9	11 26 37	16 7	44	11	16	6	4	8	-13		

Technical Fouls: NONE

Shooting By Period	1st FG%	2nd FG%	3rd FG%	4th FG%	GM FG%
1st FG%	4-16 25.0%				
2nd FG%	8-14 57.1%				
3rd FG%	4-16 25.0%				
4th FG%	2-12 16.7%				
GM FG%	18-58 31.0%				

Dead Ball Rebounds: 4, 0

Georgia Tech - 57

Record: 7-2

NO. Name	Min	FG	3P	FT	Rebounds	Fouls	TP	AS	TO	ST	Blocks	BS	BA	+	-
13 Lorela Cubaj	F 35:40	2-7	0-1	1-4	3 10 13	1 3	5	7	3	2	2	0	12		
45 Digna Strautmane	F 35:36	4-12	0-6	0-0	3 4 7	0 2	8	2	2	0	3	0	0		
20 Nerea Hermosa	C 40:00	6-13	0-0	1-2	1 5 6	2 2	13	3	2	1	1	1	13		
24 Eylla Love	G 31:19	4-9	1-2	1-2	0 3 3	1 1	10	0	1	0	2	1	12		
31 Lotta-Maj Lahtinen	G 37:44	4-12	2-5	5-8	1 2 3	0 6	15	3	1	2	0	2	18		
3 Sarah Bates	12:14	2-3	2-3	0-0	0 0 0	2 2	6	0	0	0	0	0	-2		
15 Ayonice Carter	07:27	0-2	0-1	0-0	0 1 1	1 0	0	0	0	1	0	0	2		
Team					1 3 4	0	0	0	1						
Totals		22-58	5-18	8-16	9 28 37	7 16	57	15	10	6	8	4	13		

Technical Fouls: NONE

Shooting By Period	1st FG%	2nd FG%	3rd FG%	4th FG%	GM FG%
1st FG%	6-15 40.0%				
2nd FG%	6-17 35.3%				
3rd FG%	4-12 33.3%				
4th FG%	2-6 33.3%				
GM FG%	22-58 37.9%				

Dead Ball Rebounds: 9, 0

UConn	GT
Biggest lead	4 (2 <sup>nd</sup> 3:07) 14 (4 <sup>th</sup> 1:39)
Best Scoring Run	6 (2 <sup>nd</sup> 8:43) 11 (4 <sup>th</sup> 1:39)
Lead Changes	11
Times Tied	11
Time with Lead	08:36 20:06

Points from Turnovers	UConn	GT
Paint	26	22
Second Chance	2	10
Fast Breaks	7	5
Bench	6	6

Period by Period Scoring	1st	2nd	3rd	4th	TOT
UConn	9	19	11	5	44
GT	13	15	11	18	57

10

Georgia Tech  
Furman

Dec. 12, 2021 | McCamish Pavilion (Atlanta, Ga.)

63  
36Official Basketball Box Score - Final  
Furman at Georgia Tech  
12/12/21 McCamish Pavilion, Atlanta  
Georgia Tech vs. FurmanGame Time: 1:00 PM  
Game Duration: 1:42  
Attendance: 1,574

Officials: Meadow Overstreet, Talisa Green, Nic Cappel

Furman - 36

Record: 5-6

NO. Name	Min	FG	3P	FT	Rebounds	Fouls	TP	AS	TO	ST	Blocks	BS	BA	+	-
14 Grace van Rij	F 29:27	2-3	0-0	1-2	2 4 6	0 3	5	0	0	0	1	1	-9		
15 Tierra Hodges	F 26:20	2-13	0-4	1-1	2 5 7	5 2	5	0	2	0	0	2	-14		
4 Tate Walters	G 29:18	5-11	4-7	1-2	5 7 5	4 4	15	2	2	1	0	2	-6		
13 Paraskevi Kolli	G 16:46	0-0	0-0	1-2	0 2 2	3 3	1	1	3	1	0	0	0		
35 Sydney James	G 35:57	2-12	2-8	0-0	5 5 1	0 6	1	1	5	1	0	0	-25		
42 Kate Johnson	10:33	0-3	0-0	0-0	1 1 1	2 0	0	0	1	1	1	2	-18		
24 Greyson Boone	12:56	0-2	0-2	0-0	0 1 1	0 0	0	0	0	0	0	0	-15		
3 Jada Session	05:37	0-2	0-0	0-0	0 0 0	1 0	0	0	0	0	0	0	-12		
2 Janay Outten	15:52	2-4	0-0	0-0	1 1 1	1 0	4	2	2	0	0	0	-14		
21 Niveya Henley	14:37	0-2	0-1	0-0	0 1 1	0 0	0	2	1	1	0	0	-16		
10 Kennedy Grier	02:37	0-1	0-0	0-0	0 0 0	0 0	0	0	0	0	0	0	-6		
Team					3 2 5	0	0	1							
Totals		13-53	6-22	4-7	9 27 36	18 12	36	8	17	5	2	8	-27		

Technical Fouls: NONE

Shooting By Period	1st FG%	2nd FG%	3rd FG%	4th FG%	GM FG%
1st FG%	4-16 25.0%				
2nd FG%	8-14 57.1%				
3rd FG%	4-16 25.0%				
4th FG%	2-12 16.7%				
GM FG%	18-58 31.0%				

Dead Ball Rebounds: 4, 1

Georgia Tech - 63

Record: 8-2

NO. Name	Min	FG	3P	FT	Rebounds	Fouls	TP	AS	TO	ST	Blocks	BS	BA	+	-
13 Lorela Cubaj	F 30:58	2-5	0-1	1-2	5 9 14	1 4	5	6	1	3	3	0	27		
45 Digna Strautmane	F 32:12	7-15	6-12	0-0	4 4 6	2 0	20	1	0	2	2	0	28		
20 Nerea Hermosa	C 25:29	0-2	0-0	1-2	1 3 4	0 2	1	0	2	0	2	0	0		
24 Eylla Love	G 13:08	3-8	0-2	0-0	1 0 1	4 0	6	1	3	0	0	0	12		
31 Lotta-Maj Lahtinen	G 13:35	1-5	0-3	0-3	0 2 2	4 4	2	2	0	0	1	0	12		
3 Sarah Bates	25:38	4-9	4-8	0-0	1 4 5	0 1	12	3	0	1	0	0	16		
15 Ayonice Carter	25:16	4-12	0-4	6-9	3 6 0	5 14	1	1	2	0	1	13			
10 Elizabete Bulane	19:57	1-4	1-3	0-0	0 1 1	0 1	3	3	1	2	0	0	15		
11 Alva Wone Aranz	06:52	0-1	0-0	0-0	1 1 2	1 0	0	1	2	0	0	1	4		
33 Carmyn Harrison	06:55	0-0	0-0	0-2	1 0 1	2 1	0	0	1	0	0	0	2		
Team					2 2 4	0	0	1							
Totals		22-61	11-33	8-18	17 29 46	12 18	63	18	12	10	8	2	27		

Technical Fouls: NONE

Shooting By Period	1st FG%	2nd FG%	3rd FG%	4th FG%	GM FG%
1st FG%	4-12 33.3%				
2nd FG%	3-10 30.0%				
3rd FG%	5-14 35.7%				
4th FG%	4-14 28.6%				
GM FG%	22-61 36.1%				

Dead Ball Rebounds: 4, 1

FUR	GT
Biggest lead	6 (1 <sup>st</sup> 8:09) 30 (4 <sup>th</sup> 9:18)
Best Scoring Run	11 (4 <sup>th</sup> 4:23) 15 (4 <sup>th</sup> 9:18)
Lead Changes	3
Times Tied	3
Time with Lead	04:55 30:59

Points from Turnovers	FUR	GT
Paint	8	22
Second Chance	6	11
Fast Breaks	5	12
Bench	4	29

Period by Period Scoring	1st	2nd	3rd	4th	TOT
FUR	8	12	5	11	36
GT	13	16	23	11	63

12

Georgia Tech  
Boston U.

Dec. 21, 2021 | McCamish Pavilion (Atlanta, Ga.)

78  
49Official Basketball Box Score - Final  
Boston U. at Georgia Tech  
12/21/21 McCamish Pavilion, Atlanta  
Georgia Tech vs. Boston U.Game Time: 1:00 PM  
Game Duration: 1:45  
Attendance: 1,443

Officials: Thomas Danaher, Dan Outlaw, Whitney Armstrong

Boston U. - 49

Record: 4-7

NO. Name	Min	FG	3P	FT	Rebounds	Fouls	TP	AS	TO	ST	Blocks	BS	BA	+	-
11 Caitlin Weimar	F 23:04	3-8	0-0	4-4	1 3 4	1 2	10	0	0	0	0	1	-32		
33 Maren Durant	F 23:27	2-5	0-0	1-2	0 1 1	3 1	5	1	3	0	0	1	-30		
10 Alex Giannaros	G 23:33	1-3	0-2	0-0	1 2 3	3 1	2	0	3	0	0	0	-17		
22 Maggie Pina	G 16:06	0-6	0-4	0-0	0 2 2	1 0	0	1	0	0	0	1	-28		
23 Emily Esposito	G 30:37	5-11	0-2	0-0	0 5 5	2 0	10	1	1	0	1	0	-18		
25 Rylee Childs	19:23	0-2	0-1	3-4	0 3 3	0 4	3	0	1	1	0	0	-10		
3 Kaeli Mingo	11:34	0-6	0-2	0-2	0 0 0	2 1	0	0	0	1	0	3	-14		
40 Sophie Benveniste	16:27	0-1	0-0	0-0	1 0 1	0 0	0	2	0	0	0	0	-12		
12 Annabelle Larnard	10:22	2-4	2-2	2-2	0 0 0	1 8	0	0	0	0	0	0	2		
30 Lauren Davenport	11:21	1-2	0-1	2-2	2 4 2	2 1	4	1	0	0	0	0	0		
5 Chiara Tibbitt	11:52	3-4	1-2	0-0	0 1 1	0 0	7	2	0	0	0	0	10		
0 Corinne Washington	02:14	0-0	0-0	0-0	0 0 0	1 0	0	0	0	0	0	0	4		
Team					1 1 2	0	0	1							
Totals		17-52	3-16	12-16	6 20 26	15 11	49	8	9	2	2	6	-29		

Technical Fouls: NONE

Shooting By Period	1st FG%	2nd FG%	3rd FG%	4th FG%	GM FG%
1st FG%	4-13 30.8%				
2nd FG%	3-11 27.3%				
3rd FG%	3-11 27.3%				
4th FG%	2-18 11.1%				
GM FG%	17-52 32.7%				

Dead Ball Rebounds: 3, 0

Georgia Tech - 78

Record: 10-2

NO. Name	Min	FG	3P	FT	Rebounds	Fouls	TP	AS	TO	ST	Blocks	BS	BA
----------	-----	----	----	----	----------	-------	----	----	----	----	--------	----	----



## 2021-22 BOX SCORES

# 13

**Louisville**  
Georgia Tech  
Jan. 2, 2022 | McCamish Pavilion (Atlanta, Ga.)

50  
48

Official Basketball Box Score - Final  
Louisville at Georgia Tech  
01/02/22 McCamish Pavilion, Atlanta, Ga.  
Georgia Tech vs. Louisville

Game Time: 12:00 PM  
Game Duration: 1:58  
Attendance: 1,918

Officials: Joseph Vazsly, Karen Preato, Fatou Ousoko-Stephens

Louisville - 50

Record: 12-1 (2-0)

NO. Name	Min	FG	3P	FT	Rebounds	Fouls	TP	AS	TO	ST	Blocks	BS	BA	+	
		CR	TR	TR	CR	TR	TR								
44 Olivia Cochran	F 33:28	2-8	0-0	3-8	6	7	13	2	4	7	1	2	1	3	0
10 Hailey Van Lith	G 28:59	2-10	0-1	3-6	1	3	4	1	4	7	1	3	3	0	1
14 Kianna Smith	G 28:30	2-6	2-4	0-0	2	4	6	3	2	6	3	2	1	1	0
21 Emily Engstler	G 22:20	6-12	2-3	0-0	2	2	4	4	0	14	1	1	2	0	0
23 Chelsea Hall	G 32:34	3-6	0-2	1-2	1	3	4	1	4	7	1	1	2	0	0
22 Liz Dixon	11:10	0-0	0-0	0-0	2	2	1	0	0	0	0	1	0	1	0
2 Atlanta Smith	12:00	1-4	1-4	0-0	0	0	0	4	0	3	0	1	0	1	-12
11 Norika Konno	07:58	0-0	0-0	0-0	0	0	0	0	0	0	0	1	0	0	-9
5 Mykasa Robinson	12:42	1-2	0-0	0-0	0	1	1	1	1	2	2	3	0	0	-10
12 Payton Verhulst	10:19	2-4	0-2	0-0	0	0	0	0	0	4	0	1	1	0	8
Team					0	2	2			0					1
Totals		19-52	5-16	7-16	12	24	36	18	15	50	9	17	10	6	1

Technical Fouls: Coach 3<sup>rd</sup> 5:02

Dead Ball Rebounds: 4, 0

Shooting By Period

1<sup>st</sup> FG% 1-12 8.3%

3PT% 0-3 0.0%

FT% 1-4 25%

2<sup>nd</sup> FG% 7-16 43.8%

3PT% 2-6 33.3%

FT% 1-6 16.7%

3<sup>rd</sup> FG% 3-11 27.3%

3PT% 1-4 25.0%

FT% 0-0 0%

4<sup>th</sup> FG% 8-13 61.5%

3PT% 2-3 66.7%

FT% 5-6 83.3%

GM FG% 19-52 36.5%

3PT% 5-16 31.3%

FT% 7-16 43.8%

Dead Ball Rebounds: 6, 1

Georgia Tech - 48

Record: 10-3 (1-1)

NO. Name	Min	FG	3P	FT	Rebounds	Fouls	TP	AS	TO	ST	Blocks	BS	BA	+
13 Lorela Cubaj	F 39:17	5-8	1-1	1-2	1 15	16	2 6	12	5	2	1	0	1	-4
45 Digna Strautmane	F 37:07	4-10	4-6	1-2	0 3	3	2 2	13	1	2	1	0	1	-4
20 Nerea Hermosa	C 39:30	3-7	0-0	2-2	2 2	4	2 2	8	1	3	1	0	0	-2
24 Eylla Love	G 26:52	1-10	1-3	0-2	3 1	4	5 1	3	1	3	1	0	4	-13
31 Lotta-Maj Lahtinen	G 38:53	2-9	2-6	4-6	0 1	1	4 4	10	3	8	0	0	1	-2
15 Anyonca Carter	17:38	0-2	0-1	2-4	1 2	3	0 2	2	1	0	1	0	0	-13
33 Camryn Harrison	00:43	0-0	0-0	0-0	0 0	0	0 0	0	0	0	0	0	0	-3
Team					2 1	3		0		1				
Totals		15-46	8-17	10-18	9 25	34	15 17	48	12	22	6	1	6	2

Technical Fouls: NONE

Dead Ball Rebounds: 6, 1

Shooting By Period

1<sup>st</sup> FG% 3-11 27.3%

3PT% 3-5 60.0%

FT% 2-2 100%

2<sup>nd</sup> FG% 3-9 33.3%

3PT% 1-4 25.0%

FT% 2-4 50%

3<sup>rd</sup> FG% 3-5 60.0%

3PT% 1-3 33.3%

FT% 5-10 50%

4<sup>th</sup> FG% 6-11 54.5%

3PT% 3-5 60.0%

FT% 1-2 50%

GM FG% 15-46 32.6%

3PT% 8-17 47.1%

FT% 10-18 55.6%

Dead Ball Rebounds: 6, 1

Biggest lead

LOU 3 (3<sup>rd</sup> 9:34)GT 11 (2<sup>nd</sup> 9:01)

Best Scoring Run

LOU 8 (3<sup>rd</sup> 9:34)GT 8 (2<sup>nd</sup> 9:01)

Lead Changes

3

Times Tied

4

Time with Lead

01:17 33:33

Points from

LOU 15

GT 17

Turnovers

LOU 20

GT 8

Paint

LOU 6

GT 9

Second Chance

LOU 6

GT 9

Fast Breaks

LOU 6

GT 9

Bench

LOU 9

GT 2

Period by Period Scoring

1st 2nd 3rd 4th TOT

LOU 3 17 7 23 50

GT 11 9 12 16 48

# 14

**Georgia Tech**  
Virginia  
Jan. 9, 2022 | McCamish Pavilion (Atlanta, Ga.)

67  
31

Official Basketball Box Score - Final  
Georgia Tech at Virginia  
01/09/22 McCamish Pavilion, Atlanta  
Georgia Tech vs. Virginia

Game Time: 4:00 PM  
Game Duration: 1:37  
Attendance: 1,841

Officials: Rod Oresch, Ne Cappel, Ashlee Goode

Virginia - 31

Record: 3-9 (2-2)

Virginia - 31		Record: 33-8-2																		
NO.	Name		Min	FG	3P	FT	Reb	Orb	Drb	TO	F	PF	TP	AS	TO	ST	Blocks	BS	BA	+
12	Meg Jefferson	F	26:37	3-6	0-0	0-0	2	3	5	2	0	6	0	2	0	0	0	0	0	-19
34	London Clarkson	F	26:28	2-5	0-0	0-0	0	3	3	4	0	4	2	4	0	1	1	1	1	-24
1	Carole Miller	G	29:51	2-9	1-1	3-4	0	2	2	0	4	8	1	1	1	0	1	0	1	-30
14	Kaydan Lawson	G	33:03	1-9	0-4	0-0	4	4	4	4	1	2	1	4	1	1	0	0	0	-35
23	Amandine Toi	G	38:03	2-10	2-4	2-2	0	1	1	3	2	8	3	3	0	1	2	1	2	-31
3	Aaliyah Pitts		17:58	0-3	0-1	0-0	2	1	3	1	0	0	0	1	0	0	0	0	0	-2
13	Deja Bristol		07:42	0-1	0-0	0-0	1	1	1	0	0	0	0	0	0	0	0	0	0	-5
44	McKenna Dale		19:11	1-5	1-3	0-0	2	3	5	0	0	3	1	0	0	0	0	0	0	-25
15	Annaliese Griffin		01:07	0-0	0-0	0-0	0	0	0	0	0	0	0	0	0	0	0	0	0	-2
Team							3	2	5			0		0	3					
Totals			11-48	4-13	5-6	9	20	29	14	7	31	8	18	3	3	6	-36			

Technical Fouls: NONE

Dead Ball Rebounds: 0, 0

Shooting By Period

1<sup>st</sup> FG% 5-17 29.4%

3PT% 1-3 33.3%

FT% 2-2 100%

2<sup>nd</sup> FG% 2-11 18.2%

3PT% 1-2 50.0%

FT% 1-2 50%

3<sup>rd</sup> FG% 2-10 20.0%

3PT% 1-4 25.0%

FT% 0-0 0%

4<sup>th</sup> FG% 2-10 20.0%

3PT% 1-4 25.0%

FT% 2-2 100%

GM FG% 11-48 22.9%

3PT% 4-13 30.8%

FT% 5-6 83.3%

Dead Ball Rebounds: 0, 0

Georgia Tech - 67

Record: 11-3 (2-1)

Georgia Tech - 67		REGULAR SEASON																
NO.	Name		Min	FG	3P	FT	Rebounds	OR	DR	TO	Fouls	TP	AS	TO	ST	Blocks	BA	+
13	Lorela Cubaj	F	29:42	6-15	1-1	4-5	2	9	11	1	3	17	4	1	2	0	27	
45	Digna Strautmane	F	34:24	1-7	1-7	0-0	2	5	7	1	0	3	2	1	1	3	31	
20	Nerea Hermosa	C	33:11	8-14	0-0	4-4	3	4	7	1	2	20	1	2	0	1	32	
24	Eylla Love	G	31:21	2-7	2-3	3-4	3	6	9	3	4	9	5	4	3	0	21	
31	Lotta-Maj Lahtinen	G	27:06	3-8	0-3	0-0	1	1	2	1	2	6	1	0	3	0	25	
15	Anyonca Carter		21:31	3-5	0-0	3-4	1	4	0	3	3	9	2	0	2	0	19	
3	Sarah Bates		22:45	1-3	1-3	0-0	0	1	1	0	0	3	1	0	0	0	25	
Team							0	2	2			0	1					

Technical Fouls: NONE

Dead Ball Rebounds: 0, 0

Shooting By Period

1<sup>st</sup> FG% 6-19 31.6%

3PT% 1-5 20.0%

FT% 1-2 50%

2<sup>nd</sup> FG% 4-18 22.2%

3PT% 2-10 20.0%

FT% 2-2 100%

3<sup>rd</sup> FG% 9-14 64.3%

3PT% 2-2 100.0%

FT% 3-3 100%

4<sup>th</sup> FG% 5-8 62.5%

3PT% 0-0 0%

FT% 8-10 80%

GM FG% 24-59 40.7%

3PT% 5-17 29.4%

FT% 14-17 82.4%

Dead Ball Rebounds: 4, 0

Biggest lead

UVA 2 (2<sup>nd</sup> 7:42)GT 37 (4<sup>th</sup> 4:10)

Best Scoring Run

UVA 5 (1<sup>st</sup> 1:31)GT 21 (4<sup>th</sup> 8:35)

Lead Changes

2

Times Tied

1

Time with Lead

00:30 38:25

Points from

UVA 3

GT 14

Turnovers

UVA 6

GT 28

Paint

UVA 2

GT 11

Second Chance

UVA 2

GT 12

Fast Breaks

UVA 1

GT 2

Bench

UVA 3

GT 12

Period by Period Scoring

1st 2nd 3rd 4th TOT

UVA 13 6 5 7 31

GT 14 12 23 18 67

# 15

**Georgia Tech**  
Pitt  
Jan. 11, 2022 | Petersen Events Center (Pittsburgh, Pa

## 2021-22 BOX SCORES

# 17

## Miami

### Georgia Tech

#### Jan. 16, 2022 | Watsco Center (Coral Gables, Fla.)

46  
45

Official Basketball Box Score - Final  
Georgia Tech at Miami (FL)  
01/16/22 Watsco Center, Coral Gables, Fla.  
2021-22 Women's Basketball

Game Time: 2:00 PM  
Game Duration: 1:50  
Attendance: 1,256

Officials: Bryan Brunette, Darryl Humphrey, Teresa Stuck

Georgia Tech - 45

Record: 13-4 (4-2)

NO. Name	Min	FG	3P	FT	Rebounds	Fouls	TP	AS	TO	ST	Blocks	+/-
		M-A	M-A	M-A	OR DR TOT	PF FO					BS BA	
13 Lorela Cubaj	F 39:14	1-6	0-2	4-4	3 7 10	3 6	5	4	0	0	0	1
45 Digna Strautmane	F 29:03	3-9	0-3	1-1	1 8 9	1 1	7	0	2	0	3	0
20 Nerea Hermosa	C 35:36	5-12	0-0	2-2	4 2 6	3 2	12	2	3	2	1	0
24 Eylla Love	G 36:37	3-14	1-3	0-0	2 5 7	2 3	7	1	2	2	0	-2
31 Lotta-Maj Lahtinen	G 38:41	3-12	1-4	3-4	0 3 3	1 5	10	2	3	1	0	-3
3 Sarah Bates	16:24	0-1	0-1	0-0	0 0 0	1 0	0	2	0	0	0	2
11 Aixa Wone Aranz	01:02	0-0	0-0	0-0	0 0 0	0 0	0	0	0	0	0	-3
15 Ayooyce Carter	03:23	1-2	0-0	1-1	1 0 1	0 1	3	0	0	0	0	1
Team					2 2 4	0	0	1				
Totals		16-56	2-13	11-12	13 27 40	11 18	45	12	15	5	4	3

Technical Fouls: NONE

Shooting By Period	1st	2nd	3rd	4th	FT	GM FG
1st FG%	6.20	30.0%				
3PT%	1.3	33.3%				
FT%	0-0	0%				
2nd FG%	3-11	27.3%				
3PT%	0-2	0.0%				
FT%	10-11	90.9%				
3rd FG%	5-16	31.3%				
3PT%	1-4	25.0%				
FT%	1-1	100%				
4th FG%	2-9	22.2%				
FT%	0-4	0.0%				
GM FG%	16-56	28.6%				
3PT%	2-13	15.4%				
FT%	11-12	91.7%				

Dead Ball Rebounds: 0

Miami (FL) - 46

Record: 9-5 (2-2)

NO. Name	Min	FG	3P	FT	Rebounds	Fouls	TP	AS	TO	ST	Blocks	+/-
		M-A	M-A	M-A	OR DR TOT	PF FO					BS BA	
3 Destiny Harden	F 08:46	0-0	0-0	0-0	0 1 1	3 0	0	1	0	0	0	8
21 Lola Pendande	F 15:43	3-5	0-1	0-0	0 2 2	2 1	6	1	1	1	1	0
12 Ja'Leah Williams	G 31:42	3-10	0-2	3-6	0 6 6	4 6	9	0	3	4	0	1
20 Kelsey Marshall	G 34:43	5-11	2-7	0-0	1 4 5	2 0	12	0	6	2	0	1
25 Karla Erjavec	G 19:26	1-3	1-2	0-0	0 5 5	2 0	3	3	2	0	0	1
5 Mykela Gray	17:18	0-4	0-1	0-0	0 0 0	1 0	0	3	1	1	0	-10
3 Maeva Djakli-Tabdi	23:42	2-6	1-2	0-0	0 1 1	1 0	5	1	0	0	1	0
1 Moulayna Johnson Sid	20:30	0-1	0-1	0-0	0 5 5	2 0	0	1	0	1	0	0
13 Lashae Dwyer	14:29	3-5	0-0	0-0	0 0 0	1 0	6	1	1	1	0	-10
4 Jasmine Roberts	02:52	0-0	0-0	0-0	0 0 0	2 0	0	0	0	0	0	-1
35 Naomi Mbandu	10:49	2-3	0-0	1-1	0 2 2	0 2	5	0	1	0	1	0
Team					2 2 4	0	0	0				
Totals		19-48	4-16	4-7	3 28 31	18 11	46	11	15	10	3	4

Technical Fouls: NONE

Shooting By Period	1st	2nd	3rd	4th	FT	GM FG
1st FG%	4.11	36.4%				
3PT%	1-6	16.7%				
FT%	2-2	100%				
2nd FG%	5-13	38.5%				
3PT%	1-4	25.0%				
FT%	2-5	40%				
3rd FG%	5-11	45.5%				
3PT%	1-4	25.0%				
FT%	0-0	0%				
4th FG%	5-13	38.5%				
3PT%	1-2	50.0%				
FT%	0-0	0%				
GM FG%	19-48	39.6%				
3PT%	4-16	25.0%				
FT%	4-7	57.1%				

Dead Ball Rebounds: 0

	GA	MTA	Points from Turnovers	GA	MTA	Period by Period Scoring
						1st 2nd 3rd 4th TOT
Biggest lead	9 (3 <sup>rd</sup> 1:34)	4 (1 <sup>st</sup> 8:30)				
Best Scoring Run	6 (1 <sup>st</sup> 3:17)	7 (4 <sup>th</sup> 8:51)	Paint	24	26	
Lead Changes	2		Second Chance	14	5	
Times Tied	3		Fast Breaks	2	4	
Time with Lead	31:03	06:24	Bench	3	16	

# 18

## Georgia Tech

### Syracuse

#### Jan. 20, 2022 | Carrier Dome (Syracuse, N.Y.)

65  
55

Official Basketball Box Score - Final  
Georgia Tech at Syracuse  
01/20/22 Carrier Dome, Syracuse  
2021-22 Women's Basketball

Game Time: 6:00 PM  
Game Duration: 1:51  
Attendance: 746

Officials: Jules Gallen, Thomas Dennerher, Talisa Green

Georgia Tech - 65

Record: 14-4 (5-2)

NO. Name	Min	FG	3P	FT	Rebounds	Fouls	TP	AS	TO	ST	Blocks	+/-
		M-A	M-A	M-A	OR DR TOT	PF FO					BS BA	
13 Lorela Cubaj	F 33:16	5-11	0-0	4-4	2 5 7	4 2	14	5	4	2	0	4
45 Digna Strautmane	F 36:11	4-10	1-6	0-0	3 7 10	2 0	9	1	6	2	3	0
20 Nerea Hermosa	C 32:39	8-11	0-0	5-5	4 3 7	2 6	21	0	4	0	0	6
24 Eylla Love	G 35:04	3-7	1-1	4-8	2 11 13	4 5	10	0	5	0	0	1
31 Lotta-Maj Lahtinen	G 37:16	3-8	1-3	4-5	1 4 5	2 0	11	6	3	3	0	7
3 Sarah Bates	17:06	0-2	0-2	0-0	1 2 3	1 0	1	1	1	0	0	11
10 Elizabete Bulane	02:44	0-0	0-0	0-0	0 0 0	1 0	0	0	0	0	0	3
11 Aixa Wone Aranz	02:34	0-0	0-0	0-0	0 0 0	1 0	0	0	1	0	0	3
15 Ayooyce Carter	03:10	0-1	0-0	0-0	0 0 0	1 0	0	0	2	0	0	-3
Team					1 2 3	0	0					
Totals		23-50	2-12	17-22	14 34 48	17 20	65	13	26	7	5	10

Technical Fouls: NONE

Shooting By Period	1st	2nd	3rd	4th	FT	GM FG
1st FG%	9-16	56.3%				
3PT%	0-3	0.0%				
FT%	3-3	100%				
2nd FG%	3-10	30.0%				
3PT%	0-2	0.0%				
FT%	9-9	88.9%				
3rd FG%	5-11	45.5%				
3PT%	1-3	33.3%				
FT%	2-4	50%				
4th FG%	6-13	46.2%				
3PT%	1-4	25.0%				
FT%	4-6	66.7%				
GM FG%	23-50	46.0%				
3PT%	2-12	16.7%				
FT%	17-22	77.3%				

Dead Ball Rebounds: 2

Syracuse - 55

Record: 8-9 (1-6)

NO. Name	Min	FG	3P	FT	Rebounds	Fouls	TP	AS	TO	ST	Blocks	+/-
		M-A	M-A	M-A	OR DR TOT	PF FO					BS BA	
4 Alysia Styles	F 38:00	5-9	2-3	0-0	0 3 3	2 2	12	1	3	5	1	0
5 Teisha Hyman	G 31:19	7-21	2-7	2-2	0 1 1	5 3	18	0	2	2	0	-9
10 Naje Murray	G 33:55	2-9	0-3	1-2	0 2 2	2 5	5	2	3	2	0	-11
32 Christlyn Carr	G 39:35	6-14	0-2	0-0	2 1 3	5 1	12	4	4	1	0	-9
43 Christianna Carr	G 24:12	2-9	0-4	0-0	0 2 2	4 2	4	0	0	1	0	-10
25 Alaina Rice	29:07	0-5	0-1	4-4	5 3 8	2 4	4	2	2	0	0	2
3 Nyah Wilson	03:44	0-0	0-0	0-0	0 0 0	0 0	0	0	0	0	0	-4
30 Juliana Walker	00:08	0-0	0-0	0-0	0 0 0	0 0	0	0	0	0	0	-2
Team					4 4 8	0	0					
Totals		22-67	4-20	7-8	11 16 27	20 17	55	9	14	11	1	5

Technical Fouls: Team 1<sup>st</sup> 10:00

Shooting By Period	1st	2nd	3rd	4th	FT	GM FG
1st FG%	6-16	37.5%				
3PT%	1-5	20.0%				
FT%	2-2	100%				
2nd FG%	4-17	23.5%				
3PT%	1-6	16.7%				
FT%	0-0	0%				
3rd FG%	8-18	44.4%				
3PT%	0-2	0.0%				
FT%	2-2	100%				
4th FG%	4-16	25.0%				
3PT%	2-7	28.6%				
FT%	3-4	75%				
GM FG%	22-67	32.8%				
3PT%	4-20	20.0%				
FT%	7-8	87.5%				

Dead Ball Rebounds: 1

	GAT	SYR	Points from Turnovers	GAT	SYR	Period by Period Scoring
						1st 2nd 3rd 4th TOT
Biggest lead	16 (2 <sup>nd</sup> 4:55)	0 (1 <sup>st</sup> 10:00)	Paint	16	20	
Best Scoring Run	12 (2 <sup>nd</sup> 4:55)	7 (2 <sup>nd</sup> 2:24)	Paint	32	28	
Lead Changes	0		Second Chance	11	10	
Times Tied	0		Fast Breaks	11	6	
Time with Lead	40:00	00:00	Bench	0	4	

# 19

## Georgia Tech

### North Carolina

#### Jan. 23, 2022 | McCamish Pavilion (Atlanta, Ga.)

55  
38

Official Basketball Box Score - Final  
North Carolina at Georgia Tech  
01/23/22 McCamish Pavilion, Atlanta  
Georgia Tech vs. North Carolina

Game Time: 12:00 PM  
Game Duration: 1:45  
Attendance: 2,587

Officials: Carla Fontana, Salf Esho, Kevin Sparrow

North Carolina - 38

Record: 15-3 (5-3)

NO. Name	Min	FG M-A	3P M-A	FT M-A	Rebounds OR DR TOT	Fouls PF FO	TP	AS	TO	ST	Blocks BS BA	+/-
31 Anya Poole	F 11:42	1-3	0-0	1-4	1 2 3	1 2	3	0	1	0	0	-8
1 Aysia Usby	G 32:22	2-11	0-3	0-0	1 3 4	2 2	4	1	2	2	0	-24
2 Carlie Littlefield	G 25:38	2-7	1-3	0-0	0 5 5	1 1	5	1	2	0	0	-16
3 Kennedy Todd-Williams	G 32:23	4-7	2-3	0-0	0 3 3	3 1	10	0	1	2	1	-2
25 Deja Kelly	G 31:52	3-12	0-1	0-0	0 1 1	2 3	6	2	2	0	0	-19
10 Eva Hodgson	27:17	2-8	0-2	0-0	2 3 5	4 2	4	2	5	1	1	-2
21 Malu Tshitenge	10:22	0-1	0-0	0-0	0 2 2	0 0	0	0	0	0	0	-7
0 Alexandra Zelaya	06:00	0-1	0-0	0-2	0 2 2	0 1	0	1	0	0	0	9
20 Destiny Adams	16:03	2-4	0-0	2-5	1 3 4	2 4	6	0	1	1	1	-2
24 Morasha Wiggins	06:21	0-1	0-1	0-0	0 2 2	0 0	0	0	0	0	0	2
Team					3 1 4		0		1			
Totals		16-55	3-13	3-11	8 27 35	15 16	38	7	15	6	3	-1
Technical Fouls: 0												

## 2021-22 BOX SCORES

21 Georgia Tech  
Clemson

Jan. 30, 2022 | Littlejohn Coliseum (Clemson, S.C.)

69  
62

Official Basketball Box Score - Final  
Georgia Tech at Clemson  
01/30/22 Littlejohn Coliseum, Clemson  
2021-22 Women's Basketball

Game Time: 6:00 PM  
Game Duration: 2:04  
Attendance: 893

Officials: Karen Preato, Timothy Bryant, John Capolino

Georgia Tech - 69

Record: 17-4 (8-2)

NO.	Name	Min	FG	3P	FT	Rebounds	Fouls	TP	AS	TO	ST	Blocks	+/-
			M-A	M-A	M-A	OR DR TOT	PF	FD				BS BA	
13	Lorela Cubaj	F 37:37	5-7	0-1	2-4	1 9 10	3 7	12	6	0	1	0	0 7
45	Digna Strautmane	F 22:08	2-4	1-1	1-2	0 2 2	2 1	6	2	0	0	0 1 4	
20	Nerea Hermosa	C 31:48	6-8	0-0	0-0	1 2 3	2 1	12	1	3	0	0 0	
24	Eylia Love	G 16:03	3-4	0-0	3-4	0 1 1	4 3	9	0	3	1	0 0 -1	
31	Lotta-Maj Lahtinen	G 35:36	4-7	2-3	4-5	0 1 1	5 6	14	6	5	0	0 0 12	
3	Sarah Bates	31:05	5-12	5-12	1-2	1 2 3	1 1	16	1	2	0	0 0 10	
11	Aika Wone Aranaz	10:03	0-0	0-0	0-0	0 0 0	2 0	0	0	1	0	1 0 7	
10	Elizabete Bulane	03:51	0-0	0-0	0-0	0 0 0	0 0	0	0	0	0	0 0 -4	
15	Ayonce Carter	11:49	0-0	0-0	0-0	0 0 0	5 2	1	0	0	1	0 0 0	
Team						0 4 4				0	0		
Totals			25-42	8-17	11-17	3 26 29	21 20	69	16	15	3	1 1 7	

Technical Fouls: NONE

Shooting By Period  
1st FG% 7-14 50.0%  
3PT% 3-7 42.9%  
FT% 0-0 0%

2nd FG% 4-11 36.4%  
3PT% 3-7 42.9%  
FT% 1-2 50%

3rd FG% 7-9 77.8%  
3PT% 2-3 66.7%  
FT% 3-4 75%

4th FG% 7-8 87.5%  
3PT% 0-0 0.0%  
FT% 7-11 63.6%

GM FG% 25-42 59.5%  
3PT% 8-17 47.1%  
FT% 11-17 64.7%

Dead Ball Rebounds: 3.0

Clemson - 62

Record: 7-14 (1-9)

NO.	Name	Min	FG	3P	FT	Rebounds	Fouls	TP	AS	TO	ST	Blocks	+/-
			M-A	M-A	M-A	OR DR TOT	PF	FD				BS BA	
5	Amari Robinson	F 26:25	4-11	0-2	0-0	3 1 4	5 1	8	2	3	1	0 1 -5	
12	Hannah Hank	C 29:16	2-8	1-6	0-0	1 3 4	3 5	5	2	1	0	0 0 -1	
00	Delicia Washington	G 36:01	5-13	1-4	3-5	0 5 5	3 6	14	1	0	3	1 0 -11	
2	Dalisha Bradford	G 35:35	3-9	1-4	1-2	2 3 5	5 3	8	5	2	3	0 0 -11	
30	Madi Ott	G 18:08	0-1	0-1	0-0	0 0 0	0 1	0	0	0	0	0 0 -1	
1	Eno Inyang	11:40	0-0	0-0	2-2	0 0 0	2 1	2	0	0	0	0 0 -5	
4	Weronika Hipp	12:03	0-1	0-1	0-0	0 0 0	0 0	0	0	0	0	0 0 2	
15	Kloma Gaines	18:13	7-9	1-1	3-6	3 1 4	0 4	16	1	2	0	0 0 -9	
40	Latrese Saine	12:11	2-4	0-0	0-0	2 0 2	2 0	4	0	1	0	0 0 -3	
3	MaKayla Elmore	00:28	1-1	1-1	0-0	0 0 0	0 0	3	0	0	0	0 0 6	
Team						1 4 5				0	1		
Totals			24-57	5-20	9-15	12 17 29	20 21	62	11	10	7	1 1 -7	

Technical Fouls: NONE

Shooting By Period  
1st FG% 6-12 50.0%  
3PT% 0-2 0.0%  
FT% 3-4 75%

2nd FG% 3-13 23.1%  
3PT% 0-4 0.0%  
FT% 1-2 50%

3rd FG% 8-14 57.1%  
3PT% 3-5 60.0%  
FT% 2-3 66.7%

4th FG% 7-18 38.9%  
3PT% 2-9 22.2%  
FT% 3-6 50%

GM FG% 24-57 42.1%  
3PT% 5-20 25.0%  
FT% 9-15 60.0%

Dead Ball Rebounds: 1.0

	GT	CLE
Biggest lead	15 (4th 1:01)	5 (1st 6:10)
Best Scoring Run	11 (2nd 3:14)	8 (1st 6:10)
Lead Changes	4	4
Times Tied	4	4
Time with Lead	30:08	05:37

	Points from	GT	CLE
Turnovers	14	16	
Paint	32	32	
Second Chance	6	9	
Fast Breaks	4	7	
Bench	16	27	

	Period by Period Scoring
1st	12 17 12 19 21 69
2nd	15 7 21 19 62

22 Georgia Tech  
Duke

Feb. 1, 2022 | Cameron Indoor Stadium (Durham, N.C.)

59  
46

Official Basketball Box Score - Final  
Georgia Tech at Duke  
02/01/22 Cameron Indoor Stadium, Durham  
2021-22 Women's Basketball

Game Time: 7:00 PM  
Game Duration: 1:32  
Attendance: 1,582

Officials: Paulan Sparkus-Welsh, Ashley Gloss, Brandon Esterline

Georgia Tech - 59

Record: 18-4 (9-2)

NO.	Name	Min	FG	3P	FT	Rebounds	Fouls	TP	AS	TO	ST	Blocks	+/-
			M-A	M-A	M-A	OR DR TOT	PF	FD				BS BA	
13	Lorela Cubaj	F 37:02	7-18	0-0	1-2	0 7 7	1 2	15	0	2	2	1 2 9	
45	Digna Strautmane	F 16:14	0-2	0-1	2-2	2 1 3	1 1	2	2	0	0	2 0 12	
20	Nerea Hermosa	C 37:11	6-15	0-0	0-0	6 1 7	1 0	12	5	1	0	1 0 14	
24	Eylia Love	G 35:10	6-12	2-2	0-0	2 6 8	2 1	14	2	0	0	0 2 10	
31	Lotta-Maj Lahtinen	G 37:11	4-12	1-4	1-2	1 2 3	1 2	10	4	0	0	0 1 14	
3	Sarah Bates	25:12	2-5	2-5	0-0	0 5 5	0 0	6	1	0	0	0 0 10	
11	Aika Wone Aranaz	05:47	0-1	0-0	0-0	0 1 1	0 0	0	0	0	0	0 0 3	
10	Elizabete Bulane	02:49	0-0	0-0	0-0	0 0 0	0 0	0	0	0	0	0 0 -1	
15	Ayonce Carter	03:24	0-1	0-0	0-2	0 0 0	0 0	1	0	0	0	0 0 -6	
Team						1 2 3				0	1		
Totals			25-66	5-12	4-8	12 25 37	6 7	59	15	4	2	4 5 13	

Technical Fouls: NONE

Shooting By Period  
1st FG% 9-19 47.4%  
3PT% 2-3 66.7%  
FT% 0-0 0%

2nd FG% 5-17 29.4%  
3PT% 2-5 40.0%  
FT% 0-0 0%

3rd FG% 4-14 28.6%  
3PT% 0-1 0.0%  
FT% 1-4 25%

4th FG% 7-16 43.8%  
3PT% 1-3 33.3%  
FT% 1-2 50%

GM FG% 25-66 37.9%  
3PT% 5-12 41.7%  
FT% 4-8 50.0%

Dead Ball Rebounds: 5.1

Duke - 46

Record: 13-7 (4-6)

NO.	Name	Min	FG	3P	FT	Rebounds	Fouls	TP	AS	TO	ST	Blocks	+/-
			M-A	M-A	M-A	OR DR TOT	PF	FD				BS BA	
24	O. Akinode-James	F 16:16	2-3	0-0	0-0	0 6 6	0 0	4	1	1	2	2 1 -15	
34	Lexi Gordon	F 34:34	4-8	3-5	0-0	0 4 4	0 0	11	0	0	0	0 0 -12	
3	Mela Goodchild	G 28:36	1-11	0-5	0-0	1 3 4	1 0	0	2	1	0	0 2 -20	
4	Elizabeth Balogun	G 19:13	1-5	0-1	0-0	2 3 5	0 1	2	1	2	0	1 0 0	
30	Shayann Day-Wilson	G 30:57	6-15	2-4	3-4	1 2 3	1 3	17	3	0	0	0 0 -5	
2	Vanessa de Jesus	26:30	1-2	0-0	0-0	1 1 2	1 2	2	2	1	0	0 0 -3	
25	Jade Williams	25:11	3-6	0-0	0-0	1 3 4	2 0	6	0	2	1	1 1 -1	
13	Lee Volker	18:43	1-3	0-1	0-0	0 4 4	2 0	2	2	0	0	1 0 -9	
Team						1 2 3				0	1		
Totals			19-53	5-16	3-4	7 28 35	7 6	46	9	11	3	5 4 -13	

Technical Fouls: NONE

Shooting By Period  
1st FG% 2-9 22.2%  
3PT% 1-4 25.0%  
FT% 0-0 0%

2nd FG% 6-15 40.0%  
3PT% 2-5 40.0%  
FT% 0-0 0%

3rd FG% 5-11 45.5%  
3PT% 1-2 50.0%  
FT% 1-2 50%

4th FG% 6-18 33.3%  
3PT% 1-5 20.0%  
FT% 2-2 100%

GM FG% 19-53 35.8%  
3PT% 5-16 31.3%  
FT% 3-4 75.0%

Dead Ball Rebounds: 2.0

	GT	DU
Biggest lead	19 (3rd 4:28)	0 (1st 10:00)
Best Scoring Run	11 (1st 2:23)	7 (4th 9:11)
Lead Changes	0	0
Times Tied	1	0
Time with Lead	38:12	00:00

	Points from	GT	DU
Turnovers	10	0	
Paint	32	24	
Second Chance	13	2	
Fast Breaks	0	7	
Bench	6	10	

	Period by Period Scoring
1st	11 3 5 4 13
2nd	14 9 16 59

23 NC State  
Georgia Tech

Feb. 7, 2022 | Reynolds Coliseum (Raleigh, N.C.)

59  
48

Official Basketball Box Score - Final  
Georgia Tech at NC State  
02/07/22 Reynolds Coliseum, Raleigh  
2021-22 Women's Basketball

Game Time: 6:00 PM  
Game Duration: 1:45  
Attendance: 5,500

Officials: Dee Kanner, Joseph Vascily, Fatou Cissoko-Stephens

Georgia Tech - 48

Record: 18-5 (9-3)

NO.	Name	Min	FG	3P	FT	Rebounds	Fouls	TP	AS	TO	ST	Blocks	+/-
			M-A	M-A	M-A	OR DR TOT	PF	FD				BS BA	
13	Lorela Cubaj	F 37:51	5-14	0-2	2-2	2 8 10	2 3	12	3	2	1	1 0 -9	
45	Digna Strautmane	F 27:52	0-5	0-2	0-0	2 3 5	1 2	0	1	3	0	0 0 -19	
20	Nerea Hermosa	C 37:57	5-8	0-0	3-3	2 2 4	1 2	13	1	0	1	3 0 -5	
24	Eylia Love	G 31:14	7-14	2-3	0-0	0 5 5	3 1	16	1	3	4	1 0 -4	
31	Lotta-Maj Lahtinen	G 37:24	2-10	1-7	0-0	0 1 1	1 0	5	1	3	2	1 0 -5	
3	Sarah Bates	16:30	0-3	0-2	0-0	1 1 2	0 0	0	0	0	0	0 0 -9	
11	Aika Wone Aranaz	04:12	0-0	0-0	0-0	0 0 0	0 0	0	0	2	0	0 0 -8	
10	Elizabete Bulane	02:26	0-1	0-1	0-0	0 0 0	1 0	0	0	1	0	0 0 -6	
15	Ayonce Carter	04:24	1-2	0-0	0-1	1 0 1	0 1	2	0	0	0	0 0 10	
Team						1 1 2				0	1		
Totals			20-57	3-17	5-6	9 21 30	9 9	48	7	15	8	5 1 -11	

Technical Fouls: NONE

Shooting By Period  
1st FG% 7-15 46.7%  
3PT% 0-3 0.0%  
FT% 0-0 0%

2nd FG% 3-17 17.6%  
3PT% 0-7 0.0%  
FT% 2-2 100

## 2021-22 BOX SCORES

# 25 Georgia Tech

## Clemson

### Feb. 13, 2022 | McCamish Pavilion (Atlanta, Ga.)

92  
84

Official Basketball Box Score - Final  
Clemson at Georgia Tech  
02/13/22 McCamish Pavilion, Atlanta  
Georgia Tech vs. Clemson

Game Time: 12:00 PM  
Game Duration: 2:13  
Attendance: 2,268

Officials: Mj Forsberg, Jules Gallen, Mark Berger

Clemson - 84

Record: 9-17 (3-12)

NO. Name	Min	FG	3P	FT	Rebounds	Fouls	TP	AS	TO	ST	Blocks	BS	BA	+	-
5 Aman Robinson	F 39:47	3-11	0-2	2-2	0 5 5 4	4 4	8	1	2	0	1	0	0	-10	
12 Hannah Hank	C 32:10	1-7	1-6	0-0	2 2 4 4	1 1	3	0	3	1	0	0	0	-10	
00 Delicia Washington	G 43:47	16-23	3-5	5-6	0 5 5 2	4 4	40	2	1	3	0	0	0	-11	
2 Daisha Bradford	G 32:35	6-9	4-5	2-2	0 2 2 4	2 18	0	2	1	0	0	0	0	-5	
30 Medi Ott	G 27:33	2-4	1-3	0-0	0 0 4 2	0 5	1	1	0	0	0	0	0	-7	
19 Kionna Gaines	16:47	1-7	0-0	5-9	2 2 4 2	2 5	7	2	1	0	0	0	0	-4	
1 Eno Iyiang	14:01	0-1	0-0	3-4	2 1 3 3	2 3	0	0	0	0	1	0	0	-4	
4 Weronica Hipp	08:43	0-0	0-0	0-0	0 0 0 0	0 0	0	0	0	0	0	0	0	-3	
3 McKayla Elmore	04:02	0-0	0-0	0-0	0 0 0 0	0 0	0	0	0	0	0	0	0	0	-8
25 Sydney Standifler	03:35	0-0	0-0	0-0	0 0 0 0	0 0	0	1	0	0	0	0	0	-2	
<b>Totals</b>		29-62	9-21	17-23	9 18 27	21 18	84	7	12	5	2	0	0	-8	

Technical Fouls: NONE

Shooting By Period  
1st FG% 4-10 40.0%  
3PT% 0-3 0.0%  
FT% 5-6 83.3%  
2nd FG% 6-14 42.9%  
3PT% 2-4 50.0%  
FT% 5-6 83.3%  
3rd FG% 10-14 71.4%  
3PT% 6-7 85.7%  
FT% 4-4 100%  
4th FG% 7-16 43.8%  
3PT% 0-4 0.0%  
FT% 9-21 42.9%  
OT FG% 2-8 25.0%  
3PT% 1-3 33.3%  
FT% 2-3 66.7%  
GM FG% 29-62 46.8%  
3PT% 9-21 42.9%  
FT% 17-23 73.9%

Dead Ball Rebounds: 6, 2

Georgia Tech - 92

Record: 19-6 (10-4)

NO. Name	Min	FG	3P	FT	Rebounds	Fouls	TP	AS	TO	ST	Blocks	BS	BA	+	-
13 Lorela Cubaj	F 33:19	7-10	0-2	8-10	1 3 4 4	8 22	7	0	0	0	0	0	0	17	
20 Nerea Hermosa	G 45:00	9-12	0-0	1-1	5 4 9 1	2 19	1	1	0	0	1	1	8	3	
3 Sarah Bates	G 44:54	6-14	5-12	0-0	1 4 5 1	1 17	2	0	0	0	0	0	0	8	
24 Eylla Love	G 37:35	10-16	1-2	5-8	1 4 5 4	6 26	3	2	0	0	0	0	0	17	
31 Lotta-Maj Lahtinen	G 45:00	4-13	0-5	0-0	2 6 8 4	4 8	12	7	2	2	0	1	8		
11 Akwa Wone Aranz	11:41	0-0	0-0	0-0	0 1 1 2	0 0	1	0	0	0	0	0	0	-9	
15 Anyonce Carter	07:31	0-0	0-0	0-0	0 0 0 2	0 0	0	2	0	0	0	0	0	-9	
<b>Totals</b>		36-65	6-21	14-19	13 24 37	18 21	92	26	13	2	0	2	8		

Technical Fouls: NONE

Shooting By Period  
1st FG% 9-17 52.9%  
3PT% 0-2 0.0%  
FT% 0-0 0.0%  
2nd FG% 8-15 53.3%  
3PT% 3-7 42.9%  
FT% 0-0 0.0%  
3rd FG% 8-13 61.5%  
3PT% 0-2 0.0%  
FT% 3-6 50.0%  
4th FG% 6-12 50.0%  
3PT% 0-1 0.0%  
FT% 6-9 66.7%  
OT FG% 5-8 62.5%  
3PT% 0-3 0.0%  
FT% 5-5 100%  
GM FG% 36-65 55.4%  
3PT% 6-21 28.6%  
FT% 14-19 73.7%

Dead Ball Rebounds: 1, 0

Clemson

GT

Biggest lead	5 (3 <sup>rd</sup> 1:00)	17 (2 <sup>nd</sup> 2:57)
Best Scoring Run	9 (2 <sup>nd</sup> 0:35)	11 (2 <sup>nd</sup> 5:57)
Lead Changes	6	
Times Tied	9	
Time with Lead	03:18	38:04

Points from	CLEM	GT
Turnovers	16	17
Paint	34	46
Second Chance	8	15
Fast Breaks	18	2
Bench	10	0

Period by Period Scoring	1st	2nd	3rd	4th	OT1	TOT
CLEM	13	19	30	15	7	84
GT	21	19	19	18	15	92

# 26 Notre Dame

## Georgia Tech

### Feb. 17, 2022 | McCamish Pavilion (Atlanta, Ga.)

72  
66

Official Basketball Box Score - Final  
Notre Dame at Georgia Tech  
02/17/22 McCamish Pavilion, Atlanta  
Georgia Tech vs. Notre Dame

Game Time: 8:00 PM  
Game Duration: 2:10  
Attendance: 3,089

Officials: Ruslan Spurlock-Walsh, Edward Sidisky, Katie Lukanich

Notre Dame - 72

Record: 20-6 (11-4)

NO. Name	Min	FG	3P	FT	Rebounds	Fouls	TP	AS	TO	ST	Blocks	BS	BA	+	-
0 Maya Dodson	F 35:55	5-14	0-0	1-4	3 8 11	4 3	11	0	3	1	4	3	7		
34 Maddy Westfield	F 38:11	4-13	1-3	1-3	1 9 10	2 2	10	3	2	1	3	0	7		
1 Daria Melroy	G 34:39	4-9	1-6	2-3	1 2 3 1	3 1	11	1	1	1	0	0	-1		
5 Olivia Miles	G 35:54	7-13	2-5	2-2	0 4 4 2	3 18	8	5	3	0	0	0	6		
11 Sonia Citron	G 41:44	4-11	1-2	1-2	3 8 11	3 1	10	4	2	1	0	2	-2		
21 Anya Peoples	22:43	4-5	0-0	0-0	2 1 3	1 0	8	2	1	1	0	0	15		
33 Sam Brunelle	15:54	2-5	0-2	0-0	0 2 2	1 0	4	1	1	0	0	0	-2		
<b>Totals</b>		30-70	5-18	7-14	11 38 49	14 12	72	19	16	8	7	5	8		

Technical Fouls: NONE

Shooting By Period	1st	2nd	3rd	4th	OT1	TOT
1st FG% 6-15	40.0%					
3PT% 1-3	33.3%					
FT% 0-0	0.0%					
2nd FG% 6-19	31.6%					
3PT% 0-3	0.0%					
FT% 1-3	33.3%					
3rd FG% 8-16	50.0%					
3PT% 3-4	75.0%					
FT% 0-0	0.0%					
4th FG% 5-13	38.5%					
3PT% 1-6	16.7%					
FT% 1-2	50.0%					
OT FG% 3-7	42.9%					
3PT% 0-2	0.0%					
FT% 5-9	55.6%					
GM FG% 30-70	42.9%					
3PT% 5-18	27.8%					
FT% 7-14	50.0%					

Dead Ball Rebounds: 4, 0

Georgia Tech - 66

Record: 19-7 (10-5)

NO. Name	Min	FG	3P	FT	Rebounds	Fouls	TP	AS	TO	ST	Blocks	BS	BA	+	-
13 Lorela Cubaj	F 41:29	4-15	0-1	2-3	1 14 15	2 5	10	2	2	2	0	3	4		
20 Nerea Hermosa	C 33:12	1-7	0-0	1-2	0 1 1	1 1	3	0	0	1	3	1	-7		
3 Sarah Bates	G 39:47	4-8	4-8	0-0	0 1 1	1 10	12	2	0	0	0	0	5		
24 Eylla Love	G 39:32	2-8	0-1	4-6	1 7 8	2 3	8	1	5	0	2	2	-6		
31 Lotta-Maj Lahtinen	G 45:00	9-18	3-8	3-4	0 3 3	3 24	6	3	4	0	1	0	-5		
45 Digna Strautmane	24:09	3-7	2-6	1-2	1 3 4	3 1	9	4	1	2	0	0	-6		
11 Akwa Wone Aranz	01:51	0-0	0-0	0-0	0 0 0	0 0	0	1	0	0	0	0	-7		
<b>Totals</b>		23-63	9-24	11-17	4 31 35	12 14	66	16	11	11	5	7	-8		

Technical Fouls: NONE

Shooting By Period	1st	2nd	3rd	4th	OT1	TOT
1st FG% 4-18	22.2%					
3PT% 2-6	33.3%					
FT% 0-0	0.0%					
2nd FG% 3-10	30.0%					
3PT% 1-5	20.0%					
FT% 3-4	75.0%					
3rd FG% 7-15	46.7%					
3PT% 3-7	42.9%					
FT% 2-4	50.0%					
4th FG% 8-15	53.3%					
3PT% 3-6	50.0%					
FT% 3-5	60.0%					
OT FG% 1-5	20.0%					
3PT% 0-2	0.0%					
FT% 3-4	75.0%					
GM FG% 23-63	36.5%					
3PT% 9-24	37.5%					
FT% 11-17	64.7%					

Dead Ball Rebounds: 4, 1

Biggest lead	16 (2 <sup>nd</sup> 2:58)	4 (1 <sup>st</sup> 4:59)
Best Scoring Run	10 (1 <sup>st</sup> 0:46)	8 (4 <sup>th</sup> 5:16)
Lead Changes	2	
Times Tied	4	
Time with Lead	37:16	03:20

Points from	ND	GT
Turnovers	12	13
Paint	44	22
Second Chance	12	5
Fast Breaks	12	12
Bench	12	9

Period by Period Scoring	1st	2nd	3rd	4th	OT1	TOT
ND	17	13	19	12	11	72
GT	10	10	19	22	5	66

# 27 Miami

## Georgia Tech

### Feb. 20, 2022 | McCamish Pavilion (Atlanta, Ga.)

51  
39

Official Basketball Box Score - Final  
Miami (FL) at Georgia Tech  
02/20/22 McCamish Pavilion, Atlanta  
Georgia Tech vs. Miami

Game Time: 2:00 PM  
Game Duration: 1:51  
Attendance: 2,088

Officials: Jeffrey Smith, Ryan Durham, Krystal Appelaz

Miami (FL) - 51

Record: 16-10 (9-7)

NO. Name	Min	FG	3P	FT	Rebounds	Fouls	TP	AS	TO	ST	Blocks	BS	BA	+	-
3 Destiny Harden	F 21:02	1-4	0-1	0-2	4 6 1	1 1	2	0	4	2	0	0	-1		
21 Lola Pendaride	F 19:41	4-8	0-0	0-0	1 4 5	1 2	8	0	0	1	1	1	10		
12 JoLeah Williams	G 30:02	3-8	0-0	0-0	1 2 3	2 0	6	3	1	2	0	0	3		
20 Kelsey Marshall	G 22:56	4-9	1-3	0-0	0 3 3	3 1	9	0	3	1	0	0	5		
25 Karla Erjavec	G 31:47	3-6	2-3	4-4	0 1 1	0 4	12	2	1	1	0	0	-1		
4 Jaemyne Roberts	16:33	1-2	0-1	0-0	0 2 2	3 0	2	1	1	1	0	0	13		
33 Maeva Djaldi-Tabdi	20:19	4-8	1-2	1-3	2 2 4	1 3	10	2	1	0	1	0	2		
35 Naomi Mbandu	16:08	1-3	0-0	0-0	0 2 2	1 1	2	2	3	3	0	0	10		
5 Mykea Gray	12:04	0-1	0-0	0-0	0 1 1	2 1	0	1	0	0	0	0	11		
1 Mbayana Johnson Sidi	05:50	0-1	0-0	0-0	0 0 0	0 0	0	0	0	0	0	0	1		
13 Lashae Dwyer	03:38	0-1	0-0	0-0	0 1 1	2 0	0	0	0	0	0	0	5		
<b>Totals</b>		21-51	4-11	5-9	6 24 30	16 15	51	11	14	11	2	1	12		

Technical Fouls: NONE

Shooting By Period  
1st FG% 4-13 30.8%  
3PT% 0-2 0.0%  
FT% 0-0 0.0%  
2nd FG% 5-14 35.7%  
3PT% 2-5 40.0%  
FT% 4-4 100%  
3rd FG% 8-15 53.3%  
3PT% 1-2 50.0%  
FT% 1-1 100%<



## 2021-22 BOX SCORES

# 29 Georgia Tech

Wake Forest  
Feb. 27, 2022 | LJVM Coliseum (Winston-Salem, N.C.)

64  
56

Official Basketball Box Score - Final  
Georgia Tech at Wake Forest  
02/27/22 LJVM Coliseum, Winston-Salem  
2021-22 Women's Basketball

Game Time: 1:00 PM  
Game Duration: 1:46

Officials: Thomas Danaher, Meadow Overstreet, John Capolino

Georgia Tech - 64

Record: 20-9 (11-7)

NO.	Name	Min	FG	3P	FT	Rebounds	Fouls	TP	AS	TO	ST	Blocks	BA	+
13	Lorela Cubaj	F 37:03	6-11	0-0	6-7	4 12 16	3 6	18	7	2	1	0	0	14
45	Digna Strautmane	F 33:52	2-6	1-3	0-0	3 6 9	1 1	5	1	2	0	3	0	15
20	Nerea Hermosa	C 21:49	8-12	0-0	0-0	0 2 2 4	1 1	16	0	3	0	1	0	9
24	Eylia Love	G 26:21	1-3	0-0	0-0	1 1 2 2	2 2	2	1	1	0	0	1	4
31	Lotta-Maj Lahtinen	G 40:00	5-10	1-4	1-4	2 5 7 0	2 2	12	5	3	1	0	0	8
3	Sarah Bates	21:04	0-7	0-7	0-0	0 0 0 0	0 0	8	1	0	0	0	0	-2
11	Aika Wone Aranz	03:30	0-0	0-0	0-0	0 0 0 0	0 0	0	0	0	0	0	0	-3
15	Ayonce Carter	16:21	5-7	0-0	1-2	1 1 2 0	3 11	0	1	0	0	0	0	-5
Team			0	4	4			0	1					
Totals		27:56	2-14	8-13	11 31	42 10 15	64	15	13	2	4	1	8	

Technical Fouls: NONE

Shooting By Period  
1st FG% 9-17 52.9%  
3PT% 2-6 33.3%  
FT% 0-0 0%  
2nd FG% 6-13 46.2%  
3PT% 0-2 0.0%  
FT% 0-1 0%  
3rd FG% 7-15 46.7%  
3PT% 0-4 0.0%  
FT% 2-2 100%  
4th FG% 5-11 45.5%  
3PT% 0-2 0.0%  
FT% 6-10 60%  
GM FG% 27-56 48.2%  
3PT% 2-14 14.3%  
FT% 8-13 61.5%

Dead Ball Rebounds: 4, 0

Wake Forest - 56

Record: 14-15 (4-14)

NO.	Name	Min	FG		3P		FT		Rebounds		Fouls		TP	AS	TO	ST	BS	Blocks	BA	+/-	Shooting by Period		
			M	A	M	A	M	A	M	A	M	A									M	A	1st FG
14	Niyah Becker	F 33:56	6-8	1-1	0-0	0-0	2-2	0-0	2-2	0-0	3-14	3-1	0-1	0-1	0-1	0-1	0-1	0-1	0-1	0-1	1st FG 6-16	37.5%	
23	Christina Morra	F 33:18	6-12	0-0	2-4	2-7	9-9	0-3	1-3	0-10	2-2	0-2	2-0	1-0	1-0	0-1	0-1	0-1	0-1	0-1	3rd FG 3-6	50.0%	
2	Kaia Harrison	G 25:23	0-2	0-0	0-0	0-0	0-0	0-0	0-0	0-0	0-0	0-0	0-0	0-0	0-0	0-0	0-0	0-0	0-0	0-0	1st FG 1-2	50.0%	
24	Jewel Spear	G 37:45	4-17	3-7	0-0	0-0	0-0	0-3	1-11	6-3	0-3	0-0	0-0	0-2	0-10	0-2	0-10	0-2	0-10	0-2	2nd FG 2-10	20.0%	
32	Alexandria Scruggs	G 08:10	0-2	0-1	0-0	0-0	0-0	0-1	1-0	0-0	0-0	0-0	0-0	0-0	0-0	0-0	0-0	0-0	0-0	0-0	3rd FG 3-7	42.9%	
20	Olivia Summell	28:39	2-3	2-3	0-0	1-5	6-4	0-0	0-6	1-1	0-1	0-0	0-0	0-0	0-0	0-0	0-0	0-0	0-0	0-0	1st FG 2-4	50.0%	
21	Elise Williams	26:32	3-10	2-6	2-4	0-0	0-0	3-2	10-2	0-1	0-1	0-0	0-0	0-0	0-0	0-0	0-0	0-0	0-0	0-0	2nd FG 4-13	30.8%	
25	Demetra Hinds	06:47	1-3	0-0	0-0	0-0	0-0	3-1	2-0	0-1	0-0	0-0	0-0	0-0	0-0	0-0	0-0	0-0	0-0	0-0	3rd FG 0-2	0.0%	
Team			1	2	3					0	2										4th FG 1-3	33.3%	
Totals		22:57	8-18	4-8	5-19	24-15	10-58	13-9	4-1	4-4	1-4	0-8									2nd FG 2-3	66.7%	

Technical Fouls: NONE

Shooting By Period  
1st FG% 6-16 37.5%  
3PT% 3-6 50.0%  
FT% 1-2 50%  
2nd FG% 6-15 40.0%  
3PT% 3-7 42.9%  
FT% 4-4 50%  
3rd FG% 4-13 30.8%  
3PT% 0-2 0.0%  
FT% 0-0 0%  
4th FG% 6-13 46.2%  
3PT% 2-3 66.7%  
FT% 1-2 50%  
GM FG% 22-57 38.6%  
3PT% 8-18 44.4%  
FT% 4-8 50.0%

Dead Ball Rebounds: 3, 0

	GT	WFU
Biggest lead	9 (2 <sup>nd</sup> 7:46)	5 (1 <sup>st</sup> 5:18)
Best Scoring Run	8 (1 <sup>st</sup> 2:34)	8 (2 <sup>nd</sup> 3:36)
Lead Changes	3	
Times Tied	2	
Time with Lead	32:19	06:32

Points from Turnovers	GT	WFU
Paint	44	22
Second Chance	12	2
Fast Breaks	8	2
Bench	11	18

Period by Period Scoring	1st	2nd	3rd	4th	TOT
GT	20	12	16	16	64
WFU	16	17	8	15	56

# 30 Georgia Tech

Wake Forest  
March 3, 2022 | Greensboro Coliseum (ACC Tour.)

45  
40

Official Basketball Box Score - Final  
Wake Forest at Georgia Tech  
03/03/22 Greensboro Coliseum Complex, Greensboro  
2021-22 ACC Women's Basketball

Game Time: 8:00 PM  
Game Duration: 1:55  
Attendance: 5,648

Officials: Luis Gonzalez, Angelica Sufren, Ed Sidasky

Wake Forest - 40

Record: 15-16

														Shooting by Period				
NO.	Name	Min	FG	3P	FT	Rebounds	Fouls	TP	AS	TO	ST	Blocks	BA	+	1st	2nd	3rd	4th
14	Niyah Becker	F 33:40	1-7	0-0	0-0	3 5 8 0	0 0	2	1	3	2	0	0	-5	3PT%	3-16	18.8%	
20	Olivia Summell	F 37:36	3-10	2-4	0-0	0 3 8 11	2 8	0	0	3	1	1	-2	3PT%	0-0	0.0%		
25	Demetra Hinds	F 17:22	0-3	0-0	0-0	0 2 2 3	0 0	0	1	1	0	2	-5	2nd FG%	2-15	13.3%		
2	Kaia Harrison	G 32:53	3-12	0-1	0-0	1 4 5 2	0 0	6	1	2	2	0	-2	3PT%	0-2	0.0%		
24	Jewel Spear	G 26:17	3-16	1-11	4-6	0 2 2 1	3 11	2	0	0	0	2	-5	3PT%	3-6	50.0%		
5	Malaya Cowles	27:13	3-6	0-0	2-3	7 1 8 4	2 8	0	1	2	0	1	1	22.2%	3PT%	2-10	22.2%	
21	Elise Williams	24:03	1-8	0-1	3-6	1 2 3 4	3 5	1	2	2	0	2	-3	3PT%	2-6	33.3%		
0	Alyssa Andrews	04:33	0-0	0-0	0-0	0 0 0 0	0 0	0	0	0	0	0	-4	FT%	2-2	100%		
32	Alexandria Scruggs	06:23	0-2	0-1	0-0	1 0 1 0	0 0	0	0	0	0	0	-4	4th FG%	5-15	33.3%		
Team			0	3	3			0	1	2				3PT%	1-7	14.3%		
Totals			14:44	3-18	9-15	16 27 43	15 10 40	5	10	12	1	8	-5					

Technical Fouls: NONE

Shooting By Period  
1st FG% 3-16 18.8%  
3PT% 0-3 0.0%  
FT% 0-0 0%  
2nd FG% 2-15 13.3%  
3PT% 0-2 0.0%  
FT% 3-6 50%  
3rd FG% 4-18 22.2%  
3PT% 2-6 33.3%  
FT% 2-2 100%  
4th FG% 5-15 33.3%  
3PT% 1-7 14.3%  
FT% 4-7 57.1%  
GM FG% 14-64 21.9%  
3PT% 3-18 16.7%  
FT% 9-15 60.0%

Dead Ball Rebounds: 4, 0

Georgia Tech - 45

Record: 21-9

NO.	Name	Min	FG	3P	FT	Rebounds	Fouls	TP	AS	TO	ST	Blocks		+/-	Shooting by Period			
												BS	BA		FG	54.1		
13	Lorela Cubaj	F 10:21	0-0	0-0	0-0	1 0 1 0	1 0	0	2	1	1	0	10		3PT%	1-16 5.0%		
45	Digna Strautmane	F 32:44	2-8	2-6	2-4	1 7 8 2	3 8	3	2	0	4	0	7		3PT%	3-6 50.0%		
20	Nerea Hermosa	C 29:44	1-6	0-0	0-0	1 6 7 1	2 8	1	0	1	3	0	0	2nd	3PT%	2-12 16.7%		
24	Eylia Love	G 36:45	7-14	0-3	2-4	0 4 4 1	1 3	16	1	4	0	0	7		FT%	0-0 0.0%		
31	Lotta-Maj Lahtinen	G 38:15	3-10	1-4	3-8	0 7 7 4	6 10	5	6	1	0	1	9		FT%	0-0 0.0%		
3	Sarah Bates	18:09	1-3	1-3	0-0	0 0 0 0	0 0	3	0	1	0	0	-11	3rd	FG%	4-11 36.4%		
10	Elizabeth Bulane	01:40	0-0	0-0	0-0	0 0 0 0	0 0	0	0	0	0	0	-3		3PT%	1-1 33.3%		
15	Ayonce Carter	17:11	2-4	0-1	0-2	0 3 3 0	1 4	0	3	0	0	0	3		FT%	0-0 0.0%		
11	Aika Wone Aranz	17:11	1-1	0-0	0-0	3 0 3 1	0 2	0	1	0	0	0	1	4th	FG%	5-12 41.7%		
Team			2	7	8			0	0						3PT%	2-6 33.3%		
															FT%	4-12 33.3%		
Totals		17:46	4-17	7-18	8 34	42 10 15	45	10	19	3	8	1	5		Technical Fouls	0/0	GM FG%	25-46 54.0%

Technical Fouls: NONE

Shooting By Period  
1st FG% 6-11 54.5%  
3PT% 1-5 20.0%  
FT% 3-6 50%  
2nd FG% 2-12 16.7%  
3PT% 0-4 0.0%  
FT% 0-0 0%  
3rd FG% 4-11 36.4%  
3PT% 1-3 33.3%  
FT% 0-0 0%  
4th FG% 5-12 41.7%  
3PT% 2-5 40.0%  
FT% 4-12 33.3%  
GM FG% 17-46 37.0%  
3PT% 4-17 23.5%  
FT% 7-18 38.9%

Dead Ball Rebounds: 5, 2

	WF	GT
Biggest lead	0 (1 <sup>st</sup> 10:00)	10 (1 <sup>st</sup> 0:58)
Best Scoring Run	5 (3 <sup>rd</sup> 0:58)	7 (1 <sup>st</sup> 5:46)
Lead Changes	0	
Times Tied	2	
Time with Lead	00:00	39:02

Points from Turnovers  
Paint  
Second Chance  
Fast Breaks  
Bench

Period by Period Scoring  
1st 2nd 3rd 4th TOT  
WF 5 7 12 15 45  
GT 16 4 9 16 45

Game Notes: ACC Women's Tournament Game 7 • #6-seed Georgia Tech advances to face #3-seed Notre Dame, Friday at 8:00 pm ET •

# 31 Notre Dame

Georgia Tech  
March 4, 2022 | Greensboro Coliseum (ACC Tour.)

71  
53

Official Basketball Box Score - Final  
Georgia Tech at Notre Dame  
03/04/22 Greensboro Coliseum Complex, Greensboro  
2021-22 ACC Women's Basketball

Game Time: 8:00 PM  
Game Duration: 1:39

Officials: Danise Brooks, Jill Smith, Talisa Green

Georgia Tech - 53

Record: 21-10

NO.	Name	Min	FG	3P	FT	Rebounds	Fouls	TP	AS	TO	ST	Blocks	BA	+/-	Shooting By Period	
			M/A	M/A	M/A	OR	DR	OT	AS	TO	ST	BS	BA		1st FG%	4th FG%
13	Lorela Cubaj	F 37:07	2-11	0-2	0-0	3 8 11	1 2	4	5	2	2	1	0	-18	3PT%	14 25.0%
45	Digna Strautmane	F 31:08	4-10	4-8	0-0	1 4 5 4	0 12	1	1	0	1	1	1	-12	3PT%	10 100%
20	Nerea Hermosa	C 28:30	2-5	0-0	2-2	0 1 1 1	3 6	0	0	0	0	0	0	-10	2nd FG%	5-14 35.7%
24	Eylia Love	G 35:14	4-12	0-1	3-4	3 6 3 4	6 11	5	2	1	0	1	1	-14	3PT%	38 37.5%
31	Lotta-Maj Lahtinen	G 33:59	2-13	2-6	2-2	1 2 3 1	1 8	4	4	0	0	2	15	-15	FT%	12 50.0%
11	Aika Wone Aranz	06:40	0-0	0-0	0-0	1 0 1 0	0 0	0	0	1	0	0	0	-1	3rd FG%	18 33.3%
3	Sarah Bates	23:13	3-7	3-7	0-0	0 2 2 1	1 9	0	0	0	0	1	0	-14	FT%	56 83.3%
15	Ayonce Carter	04:09	1-2	0-0	1-2	2 0 2 0	1 3	0	0	0	0	0	0	-6	4th FG%	31-20 20.0%
Team			2	3	5			0	0						3PT%	06 0.0%
Totals		18:00	9-24	8-10	13 23	38 12 14	53	15	13	3	3	4	-18			

Technical Fouls: NONE

Shooting By Period  
1st FG% 4-13 30.8%  
3PT% 1-4 25.0%  
FT% 2-2 100%  
2nd FG% 5-14 35.7%  
3PT% 3-8 37.5%  
FT% 1-2 50%  
3rd FG% 6-18 33.3%  
3PT% 5-6 83.3%  
FT% 1-2 50%  
4th FG% 3-15 20.0%  
3PT% 0-6 0.0%  
FT% 4-4 100%  
GM FG% 18-60 30.0%  
3PT% 9-24 37.5%  
FT% 8-10 80.0%

Dead Ball Rebounds: 3, 0

Notre Dame - 71

Record: 22-7

NO.	Name	Min	FG	3P	FT	Rebounds			Fouls	TP	AS	TO	ST	Blocks	BA	+/−	Shooting By Period			
						Off	Def	Tot									1st	2nd	3rd	
0	Maya Dodson	F 26:19	3-6	0-0	0-1	2	4	6	3	2	1	3	1	3	0	10	1st FG	5-13	46.2%	
34	Maddy Westfield	F 27:35	7-12	1-3	2-2	1	7	8	5	2	17	0	1	1	0	21	2nd FG	0-0	0%	
1	Daria Mabrey	G 31:41	2-8	1-7	0-0	0	1	1	1	1	5	1	2	1	0	1	3rd FG	5-14	64.3%	
5	Olivia Miles	G 39:09	7-14	3-7	0-2	0	6	6	1	4	17	13	3	2	0	1	4th FG	3-6	50%	
11	Sonia Citron	G 36:14	5-7	1-2	1-1	2	4	6	1	2	0	3	1	0	1	18	5th FG	0-0	0%	
21	Anaya Peoples	13:09	0-0	0-0	0-0	0	0	1	1	2	1	0	0	0	0	10	6th FG	7-13	53.8%	
33	Sam Brunelle	25:53	5-9	4-8	0-0	0	3	3	1	0	14	0	1	0	0	5	7th FG	4-7	57.1%	
	Team		0	2	2						0	0					8th FG	0-0	0%	
Totals			29:56	10-27	3-6	5	28	33	14	12	71	15	13	6	4	3	18	9th FG	7-16	43.8%

Technical Fouls: NONE

Shooting By Period  
1st FG% 6-13 46.2%  
3PT% 1-6 16.7%  
FT% 0-0 0%  
2nd FG% 9-14 64.3%  
3PT% 3-8 37.5%  
FT% 0-0 0%  
3rd FG% 7-13 53.8%  
3PT% 4-7 57.1%  
FT% 2-4 50%  
4th FG% 7-16 43.8%  
3PT% 2-6 33.3%  
FT% 1-2 50%  
GM FG% 29-56 51.8%  
3PT% 10-27 37.0%  
FT% 3-6 50.0%

Dead Ball Rebounds: 2, 0

## 2021-22 SEASON RESULTS



# 2021-22 Georgia Tech Women's Basketball Combined Team Statistics All games

Page 1/1  
as of Mar 19, 2022

## Game Records

Record	Overall	Home	Away	Neutral
ALL GAMES	21-11	12-4	8-5	1-2
CONFERENCE	11-7	6-3	5-4	0-0
NON-CONFERENCE	10-4	6-1	3-1	1-2

## Score by Periods

Team	1st	2nd	3rd	4th	OT	TOT
Georgia Tech	510	394	524	495	27	1950
Opponents	357	408	451	442	27	1685

## Team Box Score

No.	Player				Total		3-Point		F-Throw		Rebounds													
		GP-GS	MIN	AVG	FG-FGA	FG%	3FG-3FGA	3FG%	FT-FTA	FT%	OFF	DEF	TOT	AVG	PF	DQ	A	TO	BLK	STL	PTS	AVG		
31	LAHTINEN, Lotta-Maj	31-31	1033:57	33.4	118-329	.359	42-136	.309	60-87	.690	20	80	100	3.2	61	1	130	92	2	43	338	10.9		
20	HERMOSA , Nerea	32-32	1019:45	31.9	145-288	.503	0-0	.000	48-59	.814	67	111	178	5.6	55	1	58	61	36	26	338	10.6		
24	LOVE, Eyllia	32-31	959:44	30.0	129-309	.417	23-57	.404	56-95	.589	46	107	153	4.8	88	2	48	82	16	19	337	10.5		
13	CUBAJ, Lorela	32-32	1074:03	33.6	129-307	.420	4-23	.174	59-88	.670	66	290	356	11.1	67	1	136	66	41	44	321	10.0		
45	STRAUTMANE, Digna	30-23	821:56	27.4	96-222	.432	46-128	.359	20-29	.690	51	108	159	5.3	59	1	43	49	36	18	258	8.6		
3	BATES, Sarah	31-8	719:32	23.2	58-178	.326	52-163	.319	6-10	.600	13	34	47	1.5	26	0	31	18	3	12	174	5.6		
00	MCQUEEN, Loyal	3-3	78:19	26.1	5-19	.263	2-9	.222	2-2	1.000	1	5	6	2.0	4	0	6	2	0	2	14	4.7		
15	CARTER, Avyonce	30-0	335:02	11.2	33-99	.333	1-24	.042	31-53	.585	29	40	69	2.3	25	0	11	23	1	13	98	3.3		
10	BULANE, Elizabete	23-0	206:48	9.0	14-42	.333	8-25	.320	5-10	.500	1	14	15	0.7	9	0	13	17	0	9	41	1.8		
11	WONE ARANAZ, Aixa	28-0	189:33	6.8	9-22	.409	0-1	.000	5-8	.625	13	10	23	0.8	26	0	9	17	3	2	23	0.8		
33	HARRISON, Carmyn	11-0	32:15	2.9	2-3	.667	0-0	.000	4-8	.500	4	5	9	0.8	4	0	0	2	3	1	8	0.7		
14	CLARK, Anisa	3-0	04:07	1.4	0-3	.000	0-3	.000	0-0	.000	0	0	0	0.0	0	0	0	0	0	0	0	0.0		
Team											48	78	126				17							
Total		32	6475		738-1821	.405	178-569	.313	296-449	.659	359	882	1241	38.8	424	6	485	446	141	189	1950	60.9		
Opponents		32	6475		642-1787	.359	148-504	.294	253-384	.659	286	759	1045	32.7	496	10	323	438	82	210	1685	52.7		

## Team Statistics

	GATECH	OPP
<b>Scoring</b>	<b>1950</b>	<b>1685</b>
Points per game	60.9	52.7
Scoring margin	+8.3	-
<b>Field goals-att</b>	<b>738-1821</b>	<b>642-1787</b>
Field goal pct	.405	.359
<b>3 point fg-att</b>	<b>178-569</b>	<b>148-504</b>
3-point FG pct	.313	.294
3-pt FG made per game	5.6	4.6
<b>Free throws-att</b>	<b>296-449</b>	<b>253-384</b>
Free throw pct	.659	.659
F-Throws made per game	9.3	7.9
<b>Rebounds</b>	<b>1241</b>	<b>1045</b>
Rebounds per game	38.8	32.7
Rebounding margin	+6.1	-
<b>Assists</b>	<b>485</b>	<b>323</b>
Assists per game	15.2	10.1
<b>Turnovers</b>	<b>446</b>	<b>438</b>
Turnovers per game	13.9	13.7
Turnover margin	-0.3	-
Assist/turnover ratio	1.1	0.7
<b>Steals</b>	<b>189</b>	<b>210</b>
Steals per game	5.9	6.6
<b>Blocks</b>	<b>141</b>	<b>82</b>
Blocks per game	4.4	2.6
<b>Winning streak</b>	<b>0</b>	<b>-</b>
Home win streak	0	-
<b>Attendance</b>	<b>31963</b>	<b>22233</b>
Home games-Avg/Game	16-1998	13-1710
Neutral site-Avg/Game	-	3-3777

## Team Results

Date	Opponent		Score	Att.
11/09/2021	at Central Mich.	W	74-40	1480
11/11/2021	Kennesaw St.	W	72-45	1474
11/14/2021	Belmont	W	58-45	1501
11/17/2021	at ETSU	W	65-42	816
11/21/2021	Auburn	L	51-59	1769
11/24/2021	Hofstra	W	65-32	1440
12/01/2021	at Purdue	L	52-53	1539
12/05/2021	at Georgia	W	55-54	3220
12/09/2021	UConn	W	57-44	4587
12/12/2021	Furman	W	63-36	1574
12/19/2021	Wake Forest	W	62-45	1667
12/21/2021	Boston U.	W	78-49	1443
01/02/2022	Louisville	L	48-50	1918
01/09/2022	Virginia	W	67-31	1841
01/11/2022	at Pittsburgh	W	63-52	1286
01/13/2022	Florida St.	W	68-64	1459
01/16/2022	at Miami (FL)	L	45-46	1256
01/20/2022	at Syracuse	W	65-55	746
01/23/2022	North Carolina	W	55-38	2357
01/27/2022	Boston College	W	68-49	1528
01/30/2022	at Clemson	W	69-62	893
02/01/2022	at Duke	W	59-46	1582
02/07/2022	at NC State	L	48-59	5500
02/10/2022	at Virginia Tech	L	63-73	1551
02/13/2022	Clemson	Wot	92-84	2268
02/17/2022	Notre Dame	Lot	66-72	3099
02/20/2022	Miami (FL)	L	39-51	2038
02/24/2022	at Florida St.	Lot	63-65	2364
02/27/2022	at Wake Forest	W	64-56	0
03/03/2022	vs Wake Forest	W	45-40	5648
03/04/2022	vs Notre Dame	L	53-71	5682
03/18/2022	vs Kansas	L	58-77	0



## ***HISTORY***

<b>Year-by-Year Records</b>	<b>42</b>
<b>Year-by-Year Results</b>	<b>43-50</b>
<b>All-time Letterwinners and Coaches</b>	<b>51-52</b>
<b>All-time Series History</b>	<b>53-54</b>
<b>GT vs. the Conferences</b>	<b>55-56</b>
<b>Fortner vs. Opponents</b>	<b>57</b>
<b>Series History</b>	<b>58-68</b>
<b>Rankings History</b>	<b>69-70</b>
<b>ACC Tournament Results</b>	<b>71</b>
<b>Post-season Results</b>	<b>72</b>
<b>Honors and Awards</b>	<b>73-76</b>
<b>#ProJackets</b>	<b>77</b>

# YEAR BY YEAR RECORDS

YEAR	COACH	OVERALL	ACC/FINISH*	ACC TOURN.	HOME	AWAY	NEUTRAL	POSTSEASON
1974-75	Jim Culpepper	6-16						
1975-76	Jim Culpepper	2-24						
1976-77	Jim Culpepper	19-8						
1977-78	Jim Culpepper	23-4						
1978-79	Jim Culpepper	18-8						
1979-80	Jim Culpepper	2-23	1-7/7th	0-1	1-9	0-12	1-2	
<b>Culpepper Totals (6 years)</b>		<b>70-83 (.458)</b>	<b>1-7 (.125)</b>	<b>0-1 (.000)</b>	<b>1-9 (.100)</b>	<b>0-12 (.000)</b>	<b>1-2 (.333)</b>	
1980-81	Benny Dees	8-19	1-6/7th	0-1	3-10	3-8	2-1	
<b>Dees Totals (1 year)</b>		<b>8-19 (.296)</b>	<b>1-6 (.143)</b>	<b>0-1 (.000)</b>	<b>3-10 (.231)</b>	<b>3-8 (.273)</b>	<b>2-1 (.667)</b>	
1981-82	Bernadette McGlade	9-16	2-9/7th	0-1	7-8	2-7	0-1	
1982-83	Bernadette McGlade	10-19	2-11/7th	0-1	5-7	1-9	3-3	
1983-84	Bernadette McGlade	9-19	1-13/8th	0-1	6-7	2-10	1-2	
1984-85	Bernadette McGlade	11-16	0-14/8th	0-1	8-8	2-9	1-1	
1985-86	Bernadette McGlade	10-17	1-13/8th	0-1	8-8	2-8	0-1	
1986-87	Bernadette McGlade	14-13	5-9/6th	0-1	8-5	4-7	2-1	
1987-88	Bernadette McGlade	11-16	3-11/7th	0-1	6-7	4-8	1-1	
<b>McGlade Totals (7 years)</b>		<b>74-116 (.389)</b>	<b>14-80 (.149)</b>	<b>0-7 (.000)</b>	<b>48-50 (.490)</b>	<b>17-58 (.227)</b>	<b>8-10 (.444)</b>	
1988-89	Agnus Berenato	14-14	5-9/6th	0-1	9-6	2-6	3-2	
1989-90	Agnus Berenato	13-17	4-10/6th	0-1	6-5	3-10	4-2	
1990-91	Agnus Berenato	15-13	3-11/7th	0-1	8-5	4-6	3-2	
1991-92	Agnus Berenato	20-13	6-10/7th	2-1	6-5	6-7	8-1	3-0 (WNIT Champs)
1992-93	Agnus Berenato	16-11	8-8/4th	0-1	10-3	5-6	1-2	0-1 (NCAA 1st Rd.)
1993-94	Agnus Berenato	12-15	5-11/7th	0-1	7-6	5-8	0-1	
1994-95	Agnus Berenato	14-16	5-11/6th	0-1	8-6	5-8	1-2	
1995-96	Agnus Berenato	14-13	5-11/8th	0-1	10-4	2-8	2-1	
1996-97	Agnus Berenato	15-12	7-9/7th	0-1	10-4	5-7	0-1	
1997-98	Agnus Berenato	11-17	3-13/8th	1-1	6-8	4-8	1-1	
1998-99	Agnus Berenato	13-14	6-10/6th	0-1	9-6	4-6	0-2	
1999-00	Agnus Berenato	17-14	7-9/6th	1-1	9-6	7-6	1-2	2-1 (WNIT 3rd Rd.)
2000-01	Agnus Berenato	14-15	5-11/8th	0-1	9-6	5-7	0-2	0-1 (WNIT 1st Rd.)
2001-02	Agnus Berenato	15-14	7-9/5th	0-1	8-6	6-5	1-3	0-1 (WNIT 1st Rd.)
2002-03	Agnus Berenato	20-11	8-8/4th	1-1	14-3	4-6	2-2	0-1 (NCAA 1st Rd.)
<b>Berenato Totals (15 years)</b>		<b>223-209 (.516)</b>	<b>84-150 (.359)</b>	<b>5-15 (.250)</b>	<b>129-79 (.620)</b>	<b>67-104 (.392)</b>	<b>27-26 (.509)</b>	<b>5-5 (.500)</b>
2003-04	MaChelle Joseph	14-15	5-11/8th	0-1	8-4	4-8	2-3	
2004-05	MaChelle Joseph	13-14	4-10/8th	0-1	10-6	3-6	0-2	
2005-06	MaChelle Joseph	14-15	2-12/11th	1-1	11-5	2-8	1-2	
2006-07	MaChelle Joseph	21-12	9-5/6th	1-1	13-3	6-6	2-3	1-1 (NCAA 2nd Rd.)
2007-08	MaChelle Joseph	22-10	7-7/5th	1-1	14-2	7-6	1-2	0-1 (NCAA 1st Rd.)
2008-09	MaChelle Joseph	22-10	8-6/5th	0-1	13-2	5-5	4-3	1-1 (NCAA 2nd Rd.)
2009-10	MaChelle Joseph	23-10	8-6/4th	1-1	12-2	8-6	3-2	0-1 (NCAA 1st Rd.)
2010-11	MaChelle Joseph	24-11	9-5/4th	2-1	14-3	6-4	4-4	1-1 (NCAA 2nd Rd.)
2011-12	MaChelle Joseph	26-9	12-4/13rd	2-1	10-3	10-2	6-4	2-1 (NCAA Sweet 16)
2012-13	MaChelle Joseph	14-16	7-11/t-7th	0-1	7-8	5-6	2-2	
2013-14	MaChelle Joseph	20-12	9-7/7th	1-1	11-4	5-6	4-2	0-1 (NCAA 1st Rd.)
2014-15	MaChelle Joseph	19-15	7-9/t-9th	1-1	11-6	6-6	2-3	1-1 (WNIT 2nd Rd.)
2015-16	MaChelle Joseph	20-13	8-8/t-7th	1-1	13-5	5-6	2-2	1-1 (WNIT 2nd Rd.)
2016-17	MaChelle Joseph	22-15	5-11/10th	1-1	16-5	3-9	3-1	5-1 (WNIT Finals)
2017-18	MaChelle Joseph	20-14	6-10/10th	1-1	15-3	3-9	2-2	2-1 (WNIT 3rd Rd.)
2018-19	MaChelle Joseph**	17-13	7-9/9th	0-1	11-3	3-8	3-2	
<b>Joseph Totals (16 years)</b>		<b>311-201 (.607)</b>	<b>113-129 (.463)</b>	<b>13-15 (.448)</b>	<b>189-63 (.747)</b>	<b>81-103 (.438)</b>	<b>41-38 (.513)</b>	<b>14-11 (.560)</b>
2019-20	Neill Fortner	20-11	10-8/7th	1-1	10-4	7-4	3-3	Canceled
2020-21	Neill Fortner	17-9	12-6/3rd	1-1	9-3	5-4	3-2	2-1 (NCAA Sweet 16)
2021-22	Neill Fortner	21-11	11-7/6th	1-1	12-4	8-5	1-2	0-1 (NCAA 1st Rd.)
<b>Fortner Totals (3 years)</b>		<b>58-31 (.652)</b>	<b>33-21 (.611)</b>	<b>3-3 (.500)</b>	<b>31-11 (.738)</b>	<b>20-13 (.606)</b>	<b>7-7 (.500)</b>	<b>2-1 (.666)</b>
1975-2022 Team Totals		744-662 (.529)	246-395 (.384)	21-43 (.328)	401-223 (.643)	188-296 (.388)	86-85 (.503)	21-18 (.538)

\*ACC Regular Season Only

\*\*Mark Simons served as acting head coach for the final three games of the 2018-19 season

## GEORGIA TECH RECORDS

Overall	744-662 / .529 (48 years)
Division I	676-602 / .529 (43 years)
Division III	68-60 / .531 (5 years)
ACC	246-395 / .384 (41 years)

### First Wins

Win	Date	Opponent	Score
ACC	11/25/79	Wake Forest	94-67
ACC Road	1/31/82	Wake Forest	64-53
ACC Tourney	3/7/92	Maryland	68-67
Postseason	3/28/92	Wis.-Green Bay (WNIT)	78-77
NCAA Tourney	3/17/07	DePaul	55-54

## MILESTONE WINS

Win	Date	Opponent	Score
1	1974-75	Gordon	51-33
50	1977-78	Tift	85-69
100	12/17/83	Georgia State	80-43
150	2/10/88	Auburn-Montgomery	89-72
200	12/11/91	Florida State	70-68
250	1/5/95	Maryland	82-59
300	11/28/98	Weber State	81-46
350	1/17/02	North Carolina	81-62
400	1/23/05	Miami	62-46
450	1/2/08	Jackson State	79-42
500	2/5/10	Maryland	61-60
550	2/26/12	Clemson	62-50
600	1/8/15	Boston College	80-77
650	11/10/17	Appalachian State	75-41
700	2/6/20	Pittsburgh	77-48



## YEAR BY YEAR RESULTS

## JIM CULPEPPER

Head Coach: 1975-80

Seasons: 6

Record: 70-83 (.458)

## 1974-75 (6-16)

DATE	OPPONENT	H/A	RESULT	SCORE
	Shorter	L		25-94
	Augusta College	L		14-67
	DeKalb Central	L		25-83
	Berry	L		31-105
	Gordon	W		51-33
	DeKalb South	W		56-48
	Shorter	L		35-80
	Savannah	L		31-90
	Georgia	L		35-96
	Gordon	W		47-36
	Emory (Oxford)	W		52-28
	Tift College	L		45-82
	Augusta College	L		26-49
	DeKalb Central	L		49-94
	Florida State	L		22-58
	Tift College	L		33-51
	Shorter	L		20-72
	Georgia Baptist	L		38-50
	DeKalb South	W		56-45
	Tift College	W		67-53
	vs. Fort Valley State(1)	n	L	39-76
	vs. Tift College (1)	n	L	54-65

## 1975-76 (2-24)

DATE	OPPONENT	H/A	RESULT	SCORE
	Augusta College	L		20-80
	Savannah	L		18-141
	Atlanta Christian	W		55-23
	Georgia State	L		30-80
	Auburn	L		28-89
	Georgia	L		22-77
	West Georgia	L		35-97
	Berry	L		13-107
	Shorter	L		31-81
	Albany State	L		33-93
	Tift College	L		50-67
	Auburn	L		28-78
	Albany State	L		22-105
	Tennessee Temple	L		35-55
	North Georgia	L		21-70
	Tift College	L		57-68
	Shorter	L		39-83
	North Georgia	L		25-78
	Tennessee Temple	L		43-68
	West Georgia	L		38-83
	Georgia State	L		40-101
	Augusta College	L		28-71
	Atlanta Christian	W		90-14
	Georgia	L		35-60
	vs. Berry (1)	n	L	41-109
	vs. North Georgia (1)	n	L	35-69

## 1976-77 (19-8)

DATE	OPPONENT	H/A	RESULT	SCORE
	Piedmont	L		38-61
	Maryville	W		50-28
	Spelman	W		52-32
	Covenant	W		62-26
	Georgia Baptist	W		68-47
	Rollins	W		69-52
	St. Leo's	W		69-29
	Covenant	W		59-37
	Tennessee Temple	W		55-53
	Piedmont	L		40-46
	Bryan	W		51-39
	Spelman	W		82-47
	Augusta College	L		47-48
	Tift College	L		64-72
	Armstrong State	W		57-54
	Tenn. Wesleyan	L		50-74
	Spelman	W		46-33
	Atlanta Christian	W		93-52

Tift College	L	70-72
Georgia Baptist	W	63-40
Bryan	W	57-46
Georgia Baptist	W	60-46
Tenn. Wesleyan	L	43-53
Tennessee Temple	L	51-58
Atlanta Christian	W	99-34
vs. Morris Brown (1)	n	W 75-27
vs. Spelman (1)	n	W 55-43

## 1977-78 (23-4)

DATE	OPPONENT	H/A	RESULT	SCORE
	Tennessee Temple	W		67-49
	Bryan	W		55-29
	Covenant	W		85-52
	Georgia Baptist	W		100-38
	Maryville	W		97-51
	Armstrong State	W		90-36
	Tennessee Temple	W		83-54
	Converse	W		83-62
	Piedmont	W		81-66
	Armstrong State	W		90-73
	Augusta College	L		65-84
	Georgia College	L		79-86
	Bryan	W		81-44
	Tift College	W		72-58
	Spelman	W		64-62
	UNC-Asheville	W		70-66
	Furman	L		77-79
	Augusta College	W		78-62
	Converse	W		86-67
	Covenant	W		69-50
	Piedmont	W		89-71
	Tulane	W		68-53
	Spelman	W		84-63
	Georgia Baptist	W		88-43
	Georgia College	W		83-70
	Tift College	W		85-69
	West Georgia (1)	L		79-94

## 1978-79 (18-8)

Captain: Bonnie Tate

DATE	OPPONENT	H/A	RESULT	SCORE
N18	Georgia College	h	W	85-49
N25	at Vanderbilt	a	W	69-67 (OT)
N27	Covenant	h	W	90-60
D1	at UNC-Asheville	a	W	73-60
D2	at Mars Hill	a	L	53-81
D9	at Georgia College	a	W	86-50
J5	at Augusta	a	L	54-58
J6	at Armstrong State	a	W	80-71
J8	at Tenn. Temple	a	W	78-34
J12	at Furman	a	W	88-68
J13	at Duke	a	L	55-70
J15	Tennessee Temple	h	W	100-47
J18	Erskine	h	L	54-74
J20	UNC-Asheville	h	L	95-102 (3OT)
J22	at Tift College	a	W	70-68
J25	Piedmont	h	W	78-49
J27	Armstrong State	h	L	51-61
J29	Georgia Southwestern	h	W	67-42
F1	Morris Brown	h	W	74-55
F3	at Piedmont	a	W	69-68
F5	Tift College	h	W	79-62
F8	Augusta	h	L	72-73
F12	at Covenant	a	W	92-65
F16	at Georgia Southwestern	a	W	90-68
F19	Vanderbilt	h	W	71-63
	vs. Berry (1)	n	L	68-92

## 1979-80 (2-23, 1-8 ACC/t-7th)

First season as a member of the ACC

DATE	OPPONENT	H/A	RESULT	SCORE
N14	at Georgia Southern	a	L	56-62
N17	at Vanderbilt	a	L	61-67
N20	Georgia State	h	L	62-85
N24	Virginia (2)	a	L	44-85
N25	vs. Wake Forest (2)	n	W	94-67
N27	at #11 Maryland	a	L	78-94
N30	at Georgia	a	L	78-97
D10	at Valdosta State	a	L	84-113
J3	Albany State	h	L	74-75
J5	Georgia Southern	h	L	77-81

J7	at #19 Mercer	a	L	59-85
J9	North Carolina	h	L	61-93
J12	at #8 NC State	a	L	38-97
J14	Furman	h	W	98-50
J16	Georgia	h	L	77-78
J18	Valdosta State	h	L	65-82
J21	Duke	h	L	71-72
J26	at Albany State	a	L	84-89 (OT)
J28	Vanderbilt	h	L	67-77
J31	at #16 Clemson	a	L	67-103
F2	at Wake Forest	a	L	71-80
F5	at Georgia State	a	L	57-75
F8	vs. #9 NC State (3)	n	L	48-99
F11	Mercer	h	L	73-87
F21	vs. Georgia Southern (1)	n	L	51-87

## BENNY DEES

Head Coach: 1981

Seasons: 1

Record: 8-19 (.296)

## 1980-81 (8-19, 1-6 ACC/7th)

Captain: Karen Rainwater

DATE	OPPONENT	H/A	RESULT	SCORE
N18	Maryland	h	L	64-82
N20	Florida State	h	W	97-84
N21	vs. Tift College (at GSU)	n	W	87-78
N28	Georgia	h	L	51-91
D15	at Miami	a	L	80-86
D16	at Florida International	a	W	79-43
J3	#9 NC State	h	L	55-74
J5	at Georgia State	a	L	52-73
J7	Clemson	h	L	53-75
J10	Tulane	h	W	72-58
J12	at Georgia	a	L	53-79
J14	at Albany State	a	L	73-85
J17	#18 Virginia	h	L	42-66
J21	Georgia State	h	L	70-76
J24	at North Carolina	a	L	75-82
J26	at Valdosta State	a	L	61-68
J28	Albany State	h	W	74-69
J31	at Georgia Southern	a	L	60-87
F4	Mercer	h	L	70-75
F6	at Duke	a	L	51-74
F10	Wake Forest	h	W	78-62
F12	vs. #16 Virginia (4)	n	L	49-61
F16	at Furman	a	W	83-54
F19	at Mercer	a	W	79-77
F21	Valdosta State	h	L	68-99
F24	Georgia Southern	h	L	64-80
F26	vs. Georgia (1)	n	L	70-89

## BERNADETTE MCGLADE

Head Coach: 1982-88

Seasons: 7

Record: 74-116 (.389)

## 1981-82 (9-16, 2-9 ACC/7th)

Captain: LeeAnn Woodhull

DATE	OPPONENT	H/A	RESULT	SCORE
N14	Shorter	h	W	69-63
N19	Georgia Southwestern	h	W	78-56
N24	Berry	h	L	61-82
N27	at Duke	a	L	50-62
N28	at North Carolina	a	L	58-81
D1	Covenant	h	W	75-36
D4	at #16 Georgia	a	L	43-86
D14	at Clemson	a	L	50-72
J4	#7 NC State	h	L	62-76
J9	Vanderbilt	h	L	74-80
J11	West Georgia	h	W	57-55
J16	at Virginia	a	L	45-75
J19	Georgia State	h	W	57-51
J23	North Carolina	h	L	64-68
J24	East Carolina	h	L	46-80
J28	Miss. Univ for Women	h	W	75-59
J30	at #5 NC State	a	L	48-75
J31	at Wake Forest	a	W	64-53

# YEAR BY YEAR RESULTS

F3	Mercer	h	L	47-69
F6	Duke	h	W	64-61
F8	#15 Georgia	h	L	52-69
F15	Virginia	h	L	51-56
F17	at #9 Maryland	a	L	64-77
F20	at Georgia State	a	W	71-67
F26	vs. Clemson (3)	n	L	54-62

## 1982-83 (10-19, 2-11 ACC/7th)

Captains: LeeAnn Woodhull, Rochelle Laudenslager

DATE	OPPONENT	H/A	RESULT	SCORE
N21	at Virginia	a	L	59-80
N23	Alabama	h	L	56-63
N26	at Kennesaw St.	a	W	68-55
N29	Covenant (Forfeit)		W	2-0
D2	Georgia Southwestern	h	W	74-60
D4	at #12 Georgia	a	L	56-90
D15	at #3 Maryland	a	L	54-88
D18	vs. Villanova (6)	n	L	59-68
D19	vs. Pennsylvania (6)	n	W	67-59
J3	Duke	h	L	43-55
J6	North Carolina	h	L	58-99
J8	#19 NC State	h	L	61-83
J10	#3 Maryland	h	L	57-69
J13	North Georgia	h	W	88-51
J19	Georgia State	h	L	69-73
J24	at #20 NC State	a	L	61-77
J27	Clemson	h	L	67-79
J29	at North Carolina	a	L	58-96
J31	at Duke	a	L	40-80
F5	at Clemson	a	L	66-84
F7	at Georgia State	a	L	64-69
F12	at Mercer	a	L	67-71
F14	Virginia	h	W	55-54
F17	Stetson	h	W	70-53
F23	Wake Forest	h	W	93-72
F25	Drake (7)	n	L	63-83
F26	vs. South Florida (7)	n	W	82-65
F27	vs. Pennsylvania (7)	n	W	75-58
M4	vs. North Carolina (3)	n	L	80-85

## 1983-84 (9-19, 1-13 ACC/8th)

Captains: Mary Lou Jicka, Mary Rucker, Kate Brandt

DATE	OPPONENT	H/A	RESULT	SCORE
N25	vs. Miss Univ for Women (9)	n	W	76-61
N26	Stetson (9)	h	W	96-73
N30	at Alabama	a	L	49-79
D2	#3 Georgia (38)	n	L	52-89
D14	at #9 Maryland	a	L	59-80
D16	vs. West Virginia (10)	n	L	78-86 (OT)
D17	vs. Georgia State (10)	n	W	80-43
D18	at South Florida (10)	a	W	68-56
D21	at Stetson	a	W	69-62
J4	#12 NC State	h	L	52-65
J7	Duke	h	L	72-74
J11	at #17 Clemson	a	L	70-82
J16	#17 Maryland	h	L	48-67
J18	Queens College	h	W	84-56
J23	#16 Virginia	h	L	65-75
J25	#17 Clemson	h	L	72-79
J28	at North Carolina	a	L	73-81
J31	Georgia State	h	W	83-70
F4	at Wake Forest	a	L	70-79
F5	at East Carolina	a	L	56-61 (OT)
F9	at Georgia State	a	L	56-59
F11	at Duke	a	L	61-69
F13	at NC State	a	L	63-78
F18	at #11 Virginia	a	L	50-89
F20	#18 North Carolina	h	L	75-95
F23	South Florida	h	W	61-46
F25	Wake Forest	h	W	77-74
M2	vs. #15 Virginia (11)	n	L	58-75

## 1984-85 (11-16, 0-14 ACC/8th)

Captain: Cindy Cochran

DATE	OPPONENT	H/A	RESULT	SCORE
N21	Colorado	h	W	76-56
N27	Presbyterian	h	W	86-70
N29	#1 Georgia	h	L	69-100
D1	Converse	h	W	116-31
D12	at Maryland	a	L	52-68
D28	vs. Fordham (12)	n	W	77-56
D29	vs. Wagner (12)	n	W	81-70

J3	NC State	h	L	70-87
J5	at Wake Forest	a	L	49-54
J7	Arizona	h	W	65-59
J9	Clemson	h	L	81-84 (OT)
J12	Duke	h	L	58-65
J14	Maryland	h	L	67-69
J19	North Carolina	h	L	68-88
J21	#17 Virginia	h	L	47-71
J25	at Duke	a	L	67-75
J27	at North Carolina	a	L	50-81
J30	West Georgia	h	W	69-67
F3	at #20/#22 NC State	a	L	73-83
F7	at Georgia State	a	W	69-68 (OT)
F9	Wake Forest	h	L	55-77
F11	at Clemson	a	L	75-95
F13	Georgia Southern	h	W	75-57
F16	at #17/#17 Virginia	a	L	67-97
F22	Western Carolina (9)	h	W	83-61
F23	Georgia State (9)	h	W	80-75
M1	vs. #14/#14 NC State (11)	n	L	60-87

## 1985-86 (10-17, 1-13 ACC/8th)

Captains: Tory Ehle, Kristen Weinert

DATE	OPPONENT	H/A	RESULT	SCORE
N22	at Richmond	a	W	77-59
N24	at #18/#16 Virginia	h	L	52-86
N29	South Florida (9)	h	W	95-69
N30	Chattanooga (9)	h	L	69-76
D2	Presbyterian	h	W	124-56
D4	at #2/#2 Georgia	a	L	58-93
D16	Clemson	h	L	80-90
D21	at Maryland	a	L	65-80
D31	Furman	h	W	85-81
J2	#18/#18 NC State	h	L	69-77
J4	Marshall	h	W	83-81
J11	Duke	h	L	69-78
J13	Maryland	h	W	73-66
J18	at Clemson	a	L	73-84
J22	Columbia	h	W	87-69
J25	at #18/NR Duke	a	L	61-77
J27	at #16/#16 North Carolina	a	L	65-88
F1	Wake Forest	h	L	60-73
F5	at Chattanooga	a	W	82-77
F7	at NC State	a	L	57-92
F9	at Wake Forest	a	L	62-75
F13	Georgia Southern	h	W	79-71
F15	#5/#5 Virginia	h	L	64-82
F20	UAB	h	W	67-66
F22	#17/#18 North Carolina	h	L	81-92 (OT)
F24	Georgia State	h	L	75-80
M1	vs. #3/#3 Virginia (11)	n	L	64-90

## 1986-87 (14-13, 5-9 ACC/6th)

Captains: Tory Ehle, Marielle Walker

DATE	OPPONENT	H/A	RESULT	SCORE
N28	UC-Santa Barbara (13)	h	W	84-48
N29	Seton Hall (13)	h	W	72-65
D2	Chattanooga	h	W	69-60
D5	vs. Florida (14)	n	W	82-72
D6	vs. UAB (14)	n	W	77-65
D15	vs. Utah State (15)	n	W	106-40
D16	vs. Pepperdine (15)	n	W	79-77
D30	Auburn-Montgomery	h	W	74-58
J2	NR/#22 North Carolina	h	L	75-80
J6	#20/#19 Maryland	h	W	81-80 (OT)
J10	at #13/#13 NC State	a	L	63-74
J12	at Wake Forest	a	W	95-82
J15	at Georgia Southern	a	L	65-75
J17	#4/#4 Virginia	h	L	66-76
J22	at Clemson	a	W	81-78
J24	at North Carolina	a	L	81-86
J26	at Duke	a	L	66-85
J29	#10/#10 Georgia	h	L	57-72
F2	at #3/#3 Tennessee	a	L	74-100
F4	Western Carolina	h	W	85-47
F7	Duke	h	L	72-86
F11	at #8/#9 Virginia	a	L	56-78
F14	Wake Forest	h	W	72-70
F16	at Maryland	a	L	76-93
F21	#13/#15 NC State	h	L	69-78
F23	Clemson	h	W	82-66
F28	vs. North Carolina (11)	n	L	54-64

## 1987-88 (11-16, 3-11 ACC/7th)

Captains: Marielle Walker, Mandy Miller, Ida Neal

DATE	OPPONENT	H/A	RESULT	SCORE
N27	UAB (13)	h	W	101-75
N28	Monmouth (13)	h	W	76-70
D2	at #11/#10 Georgia	a	L	71-92
D5	vs. VCU (16)	n	W	73-63
D6	vs. Fordham (16)	n	W	79-78
D14	Southern	h	L	66-69
D19	at Marist	a	W	66-45
D20	at Iona	a	W	108-88
J3	at #16/#15 Maryland	a	L	80-83
J9	NC State	h	W	94-74
J11	#4/#4 Tennessee	h	L	79-96
J15	at #11/#11 Duke	a	L	71-77 (OT)
J17	at North Carolina	a	L	74-82
J20	at #7/#7 Virginia	a	L	69-90
J23	#20/#23 Wake Forest	h	L	66-71
J27	at Clemson	a	L	72-94
J30	#17/#17 Duke	h	L	71-80
F3	Clemson	h	L	74-90
F5	at NC State	a	W	83-74
F7	at #16/#17 Wake Forest	a	L	79-87
F10	Auburn-Montgomery	h	W	89-72
F13	North Carolina	h	W	76-74
F16	#13/#13 Maryland	h	L	70-92
F22	Coastal Carolina	h	W	92-60
F25	#9/#10 Virginia	h	L	68-91
F28	at Chattanooga	a	L	76-79
M5	vs. #11/#12 Maryland (11)	n	L	74-102

## AGNUS BERENATO

Head Coach: 1989-2003

Seasons: 15

Record: 223-209 (.516)

## 1988-89 (14-14, 5-9 ACC/6th)

Captains: Ida Neal, Tonia Rodd

DATE	OPPONENT	H/A	RESULT	SCORE
N25	Winthrop (13)	h	W	83-61
N26	Richmond (13)	h	W	84-80 (2OT)
N28	#3/#3 Georgia	h	L	58-73
D2	vs. Georgia Southern (17)	n	L	60-61
D3	vs. UNC Asheville (17)	n	W	78-63
D13	Appalachian State	h	L	59-83
D17	vs. Howard (18)	n	W	87-82
D18	vs. Maine (18)	n	W	82-62
J2	Chattanooga	h	W	74-71
J4	#5/#5 Maryland	h	L	60-85
J7	at #19/#19 NC State	a	L	70-100
J8	at Wake Forest	a	L	57-85
J14	North Carolina	h	W	87-81
J18	at Clemson	a	L	56-83
J21	#13/#16 Virginia	h	W	105-80
J25	Mercer	h	W	89-70
J28	at Duke	a	W	97-94 (OT)
J29	at North Carolina	a	W	97-89
F1	Western Carolina	h	W	69-46
F4	at #15/#16 Virginia	a	L	74-91
F6	at #6/#4 Maryland	a	L	74-106
F11	Wake Forest	h	W	88-82
F13	Auburn-Montgomery	h	W	80-57
F15	at #3/#3 Tennessee	a	L	71-88
F18	#13/#13 NC State	h	L	79-87
F22	NR/#25 Clemson	h	L	62-89
F25	Duke	h	L	71-78
M4	vs. NR/#25 Clemson (11)	n	L	74-94

## 1989-90 (13-17, 4-10 ACC/6th)

Captains: Theresa Gernatt, Sheila Wagner

DATE	OPPONENT	H/A	RESULT	SCORE
N24	Tennessee State (19)	h	W	93-61
N25	Furman (19)	h	L	92-108
N29	at #4/#4 Georgia	a	L	70-85
D2	vs. Loyola Marymount (16)	n	W	81-53
D3	vs. Lafayette (16)	n	W	89-64
D13	at Mercer	a	W	87-52
D16	at Santa Clara	a	L	66-69
D18	at San Francisco	a	L	67-85
D19	at Pacific	a	L	68-88

# YEAR BY YEAR RESULTS

D31	at Chattanooga	a	W	94-82
J2	#6/#8 NC State	h	W	79-78
J6	Wake Forest	h	L	52-70
J8	Auburn-Montgomery	h	W	89-63
J11	at North Carolina	a	W	90-73
J13	at Duke	a	L	68-72
J18	#15/#15 Maryland	h	W	70-68
J20	at #9/#9 Virginia	a	L	77-97
J24	at Clemson	a	L	69-77
J27	Duke	h	W	78-74
J30	at #23/#23 Maryland	a	L	52-83
F3	#12/#12 Virginia	h	L	65-94
F7	Mercer	h	W	83-66
F10	North Carolina	h	L	77-81
F12	NR/#25 Clemson	h	L	75-80
F16	at #9/#9 NC State	a	L	55-80
F18	at Wake Forest	a	L	59-73
F23	vs. Temple (7)	n	L	79-87
F24	vs. Southern Utah (7)	n	W	87-75
F25	vs. Boise State (7)	n	W	93-66
M3	vs. Virginia (11)	n	L	65-73

## 1990-91 (15-13, 3-11 ACC/7th)

Captains: Theresa Gernatt, Karen Lounsbury

DATE	OPPONENT	H/A	RESULT	SCORE
N23	UNC-Wilmington (20)	h	W	101-79
N24	East Tenn. St. (20)	h	W	89-62
N30	vs. South Florida (21)	n	W	98-58
D1	Minnesota (21)	a	W	84-69
D5	at Rider	a	W	114-72
D8	vs. William & Mary (22)	n	W	78-60
D9	vs. Temple (22)	n	W	83-68
D20	vs. Campbell (23)	n	L	75-82
D21	at Furman (23)	a	W	89-85
D30	Winthrop	h	W	124-47
J2	Western Carolina	h	W	94-71
J4	at #2/#2 NC State	a	L	79-97
J6	at Wake Forest	a	L	72-85
J9	North Carolina	h	W	101-86
J13	Maryland	h	L	66-68
J16	Chattanooga	h	W	98-73
J19	#1/#1 Virginia	h	L	72-98
J23	#21/#20 Clemson	h	L	61-63
J26	Duke	h	L	79-93
F2	at #1/#1 Virginia	a	L	94-98
F4	at Maryland	a	L	79-93
F7	Wake Forest	h	W	74-67
F11	at #23/#20 Clemson	a	L	64-76
F16	#7/#8 NC State	h	L	74-98
F19	Mercer	h	W	85-61
F22	at North Carolina	a	W	83-63
F24	at Duke	a	L	76-89
M2	vs. Maryland (11)	n	L	73-91

## 1991-92 (20-13, 6-10 ACC/7th)

### NWIT CHAMPIONS

Captains: Allison Echols, Sheila Wagner

DATE	OPPONENT	H/A	RESULT	SCORE
N22	vs. Alcorn State (14)	n	W	98-69
N23	vs. UAB (14)	n	L	72-91
N29	Rider (20)	h	W	115-64
N30	Chattanooga (20)	h	W	114-57
D5	at Army	a	W	71-55
D7	at Marist	a	W	93-63
D11	at Florida State	a	W	70-68
D28	Boston College (24)	n	W	97-61
D29	vs. Santa Clara (24)	n	W	64-61
D30	at Miami (Fla.) (24)	n	L	63-78
J3	at Duke	a	L	76-80
J5	at North Carolina	a	L	69-83
J8	Wake Forest	h	W	74-56
J11	Florida State	h	L	66-77
J15	Coppin State	h	W	100-42
J17	#16/#15 NC State	h	W	83-72
J22	#15/#15 Clemson	h	L	69-73
J25	at #2/#2 Virginia	a	L	74-79
J27	at #1/#1 Maryland	a	L	54-75
F4	at #15/#15 Clemson	a	W	59-57
F8	#2/#2 Virginia	h	L	62-86
F14	at Appalachian St.	a	W	95-73
F17	#4/#1 Maryland	h	L	63-71
F21	at Wake Forest	a	W	83-66
F23	at NC State	a	L	70-86

F29	#25/NR North Carolina	h	L	70-73
M2	Duke	h	W	75-53
M7	vs. #4/#5 Maryland (25)	n	W	68-67
M8	vs. #20/#20 Clemson (25)	n	W	74-73
M9	vs. #1/#1 Virginia (25)	n	L	69-70
M26	vs. Wisc.-Green Bay (26)	n	W	78-77
M27	vs. Nebraska (26)	n	W	73-68
M28	vs. Hawaii (26)	n	W	90-72

## 1992-93 (16-11, 8-8 ACC/t-4th)

### NCAA Tournament First Round

Captains: Laura Kauffman, Joyce Pierce

DATE	OPPONENT	H/A	RESULT	SCORE
D4	Hofstra (20)	h	W	111-62
D5	Mercer (20)	h	W	82-59
D13	at Minnesota	a	W	82-62
D16	Clemson (38)	h	W	86-68
D18	Appalachian St.	h	W	110-72
D29	Alabama (27)	n	L	101-103 (OT)
D30	Fordham (27)	n	W	69-68
J5	#15/#14 North Carolina	h	W	73-63
J8	at NC State	a	W	86-79
J10	at Wake Forest	a	L	70-85
J14	#3/#3 Maryland	h	L	66-77
J18	Florida State	h	L	71-79
J23	#10/#10 Virginia	h	L	81-107
J26	at #21/#18 Clemson	a	L	80-85
J29	at Duke	a	W	86-80 (OT)
J31	at #16/#16 North Carolina	a	L	68-72 (OT)
F3	East Tenn. State	h	W	88-55
F5	at #11/#11 Virginia	a	L	53-88
F7	at #7/#9 Maryland	a	L	70-75
F12	at Florida State	a	W	61-46
F16	Furman	h	W	86-72
F19	NC State	h	W	92-89 (2OT)
F21	Wake Forest	h	W	85-72
F24	at Chattanooga	a	W	68-67 (OT)
F26	Duke	h	W	72-67
M6	vs. NR/#24 Clemson (25)	n	L	66-87
M17	at Northwestern (28)	a	L	62-90

## 1993-94 (12-15, 5-11 ACC/7th)

Captains: Renee Wilkinson, Demieta Keener

DATE	OPPONENT	H/A	RESULT	SCORE
D1	Minnesota	h	L	73-77 (OT)
D4	Stetson (20)	h	W	75-56
D5	St. Joseph's (20)	h	W	51-50
D14	at Georgia State (29)	a	W	82-58
D15	#25/#21 Georgia (29)	h	L	52-67
D18	at Florida State	a	W	65-62
D29	at Rider	a	L	66-69
J2	at #20/#20 Maryland	a	L	62-69
J5	Chattanooga	h	W	71-70
J7	NC State	h	W	75-60
J9	Wake Forest	h	W	70-60
J14	at Duke	a	L	59-77
J16	at #4/#4 North Carolina	a	L	51-87
J19	at Furman	a	W	79-63
J22	at #12/#11 Virginia	a	L	75-88
J26	at Clemson	a	L	52-77
J30	Maryland	h	L	46-67
F1	Florida State	h	W	63-51
F6	#10/#11 Virginia	h	L	54-82
F9	at East Tenn. State	a	W	88-73
F12	#3/#3 North Carolina	h	L	79-89
F14	at Mercer	a	W	62-57
F18	at NC State	a	L	53-71
F20	at Wake Forest	a	L	69-70
F25	Clemson	h	L	51-55
F27	Duke	h	W	61-56
M5	vs. #5/#6 North Carolina (25)	n	L	55-78

## 1994-95 (14-16, 5-11 ACC/6th)

Captains: Demieta Keener, Christie Finney

DATE	OPPONENT	H/A	RESULT	SCORE
N28	Furman	h	W	78-60
D2	Butler (20)	h	L	66-67
D3	Cornell (20)	h	W	90-66
D10	Lafayette	h	W	95-38
D12	Georgia Southern (30)	h	W	79-66
D13	#14/#14 Georgia (30)	h	L	81-113
D15	at Chattanooga	a	W	74-71
D19	vs. UCLA (7)	n	L	69-81

D20	at Alaska-Anch. (7)	a	L	85-87
D21	vs. Army (7)	n	W	85-51
D30	at Fairfield	a	W	111-66
J5	Maryland	h	W	82-59
J7	at #4/#4 North Carolina	a	L	62-74
J12	Wake Forest	h	W	83-77
J15	NC State	h	L	67-81
J18	#25/NR Duke	h	L	71-80
J21	#12/#14 at Virginia	a	L	53-73
J23	Florida State	h	L	58-60
J26	at Clemson	a	L	56-68
J30	at Florida State	a	W	68-57
F5	at Maryland	a	W	67-59
F8	#11/#11 North Carolina	h	L	62-84
F11	at Wake Forest	a	L	61-66
F13	Georgia State	h	W	107-62
F16	at NC State	a	L	64-80
F18	at #22/#25 Duke	a	L	68-77
F20	#6/#7 Virginia	h	L	53-61
F22	at Mercer	a	W	82-49
F25	Clemson	h	W	68-60
M3	vs. NC State (25)	n	L	70-88

## 1995-96 (14-13, 5-11 ACC/8th)

Captains: Kisha Ford, Shea Matlock

DATE	OPPONENT	H/A	RESULT	SCORE
N14	Md.-Eastern Shore (20)	h	W	93-43
N25	Illinois (20)	h	W	70-60
D2	vs. New Hampshire (29)	n	W	90-72
D3	at Manhattan (29)	n	W	90-61
D13	Chattanooga	h	W	81-62
D28	Western Carolina (31)	h	W	88-48
D29	Seton Hall (31)	h	W	82-67
J1	Appalachian St.	h	W	95-68
J2	at Maryland	a	L	60-61
J6	North Carolina	h	L	74-78
J10	at Wake Forest	a	L	67-81
J15	at #11/#13 NC State	a	L	63-68
J17	at #13/#16 Duke	a	L	66-78
J20	#7/#7 Virginia	h	L	58-79
J22	Florida State	h	W	97-65
J25	#18/#19 Clemson	h	W	55-38
J29	at Georgia State	a	W	76-60
J31	at Florida State	a	L	85-90 (3OT)
F3	Maryland	h	W	59-30
F7	at North Carolina	a	L	72-88
F11	Wake Forest	h	W	75-65
F14	NC State	h	L	64-73
F17	Duke	h	L	55-70
F20	at Virginia	a	L	62-80
F25	at #17 Clemson	a	W	72-62
F27	at Mercer	a	L	61-64
F29	vs. Florida State (25)	n	L	51-64

## 1996-97 (15-12, 7-9 ACC/7th)

Captains: Kisha Ford, Tiffany Martin

DATE	OPPONENT	H/A	RESULT	SCORE
N25	Mercer	h	W	98-79
N28	Drexel (20)	h	W	84-65
N29	#9/#12 Notre Dame (20)	h	L	69-76
D3	at Appalachian St.	a	W	88-80 (OT)
D12	at #17/#16 Duke	a	L	65-74
D21	at St. Mary's	a	L	59-66
D22	at San Jose State	a	W	68-53
D29	William & Mary (31)	h	W	78-53
D30	Manhattan (31)	h	W	105-63
J2	Maryland	h	W	44-40
J5	#7/#7 NC State	h	W	73-72
J8	at Chattanooga	a	W	72-56
J11	at #16/#15 North Carolina	a	L	53-80
J13	#12/#11 Clemson	h	L	59-67
J16	at #8/#8 Virginia	a	L	53-74
J19	at Wake Forest	a	W	80-65
J22	Florida State	h	W	75-51
J27	#22/#21 Duke	h	L	58-83
J30	#6/#8 North Carolina	h	L	77-80
F4	Georgia State	h	W	76-56
F8	#19/#18 at Clemson	a	L	50-52
F10	at Florida State	a	W	68-60
F13	#9/#8 Virginia	h	W	72-60
F16	Wake Forest	h	W	83-67
F19	at Maryland	a	L	69-73
F23	at NC State	a	L	69-82

## YEAR BY YEAR RESULTS

F28 vs. #13/#10 Virginia (32) n L 63-77

**1997-98 (11-17, 3-13 ACC/8th)***Captains: Joannah Kauffman, Shea Matlock*

DATE	OPPONENT	H/A	RESULT	SCORE
N15	at American	a	L	66-82
N18	at Georgia State	a	W	73-59
N22	at Maryland	a	L	42-74
N24	at Mercer	a	W	70-65 (OT)
N28	Charleston Southern (20)	h	W	87-64
N29	Boston College (20)	h	W	81-79
D1	Chattanooga	h	W	70-42
D3	Davidson	h	L	72-90
D6	#9/#10 Virginia	h	W	84-65
D29	St. Mary's (33)	h	W	69-60 (OT)
D30	#20/20 Auburn (33)	h	L	41-70
J2	#18/#4 NC State	h	L	63-75
J4	at #23/22 Duke	a	L	56-87
J8	#8/7 North Carolina	h	L	48-69
J11	at Wake Forest	a	W	80-60
J18	Florida State	h	L	53-88
J22	at #19/#22 Clemson	a	L	56-79
J24	Belmont	h	W	76-64
J26	Maryland	h	L	57-68
J30	at #16/13 Virginia	a	L	57-93
F1	at #7/9 NC State	a	L	60-85
F5	#14/16 Duke	h	L	55-58
F8	at #5/5 North Carolina	a	L	58-85
F13	Wake Forest	h	W	58-53
F19	at Florida State	a	L	56-77
F22	#19/#9 Clemson	h	L	58-89
F26	vs. Wake Forest (32)	n	W	78-67
F27	vs. #8/10 Duke (32)	n	L	56-100

**1998-99 (13-14, 6-10 ACC/6th)***Captains: Kenya Williams, Kelly Muir*

DATE	OPPONENT	H/A	RESULT	SCORE
N15	American	h	L	67-87
N21	at Davidson	a	W	88-70
N24	Mercer	h	W	78-50
N27	Samford (34)	h	W	96-62
N28	Weber State (34)	h	W	81-46
D3	at #9/8 North Carolina	a	L	68-85
D5	at #17/14 NC State	a	W	74-73
D16	at Chattanooga	a	W	94-60
D19	Georgia State	h	L	56-66
D29	St. Francis, N.Y. (33)	h	W	90-45
D30	Lafayette (33)	h	W	100-52
J2	Florida State	h	W	92-70
J4	at Wake Forest	a	L	72-77
J7	at #13/17 Duke	a	L	46-113
J10	#12/10 Clemson	h	L	56-61
J14	at #22/23 Virginia	a	L	62-82
J18	#5/4 Georgia (35)	n	L	82-88
J21	Maryland	h	W	72-56
J24	#7/6 North Carolina	h	W	91-84
J28	NC State	h	L	73-93
J31	at Florida State	a	W	86-78
F3	Wake Forest	h	W	74-58
F7	#9/11 Duke	h	L	73-74
F11	at #19/19 Clemson	a	L	41-69
F18	#17/17 Virginia	h	L	73-86
F21	at Maryland	a	L	79-92
F27	vs. #13/14 North Carolina (32)	n	L	71-87

**1999-2000 (17-14, 7-9 ACC/6th)****WNIT Quarterfinals***Captains: Danielle Donehew, Niesha Butler*

DATE	OPPONENT	H/A	RESULT	SCORE
N23	at Georgia State	a	W	75-51
N26	Elon (34)	h	W	85-53
N27	Hofstra (34)	h	W	89-61
N30	#6/6 NC State	h	L	70-80
D4	Clemson	h	W	81-62
D7	Charleston Southern	h	W	103-65
D9	#25 Mississippi St.	h	L	56-71
D19	at Monmouth	a	W	79-68
D21	at St. Francis, N.Y.	a	W	91-60
D29	Western Michigan (33)	h	W	95-89 (OT)
D30	Pittsburgh (33)	h	L	69-75
J3	at Virginia	a	L	70-83
J6	at Wake Forest	a	W	73-62
J9	#14/10 Duke	h	L	45-64

J13	#15/12 North Carolina	h	W	55-44
J16	at Florida State	a	L	64-93
J20	vs. #7/7 Georgia (35)	n	L	58-86
J23	at Maryland	a	W	73-67
J31	at Clemson	a	L	43-72
F3	at #24/23 Virginia	a	L	65-66
F6	Wake Forest	h	W	60-54
F11	at #14/12 Duke	a	L	51-83
F13	at North Carolina	a	L	62-85
F17	Florida State	h	L	74-77
F24	at #14/11 NC State	a	W	69-52
F27	Maryland	h	W	60-49
M4	vs. #15/14 NC State (36)	n	W	71-62
M5	vs. #12/10 Duke (36)	n	L	56-77
M16	Southern Miss (37)	h	W	76-71 (OT)
M18	at Chattanooga (37)	a	W	81-74
M21	at Arkansas (37)	a	L	67-78

**2000-01 (14-15, 5-11 ACC/8th)****WNIT First Round***Captains: Niesha Butler, Jaime Kruppa, Alex Stewart*

DATE	OPPONENT	H/A	RESULT	SCORE
N24	Cornell (34)	h	W	74-68
N25	Mt. St. Mary's (34)	h	W	102-90
N29	Georgia State	h	W	75-70
D3	at #16/16 Miss. St.	a	L	68-88
D6	at #21/19 NC State	a	L	63-77
D8	vs. #5/6 Georgia (35)	n	L	61-78
D17	Dartmouth	h	W	79-62
D19	at Wagner	a	W	73-50
D21	at Hofstra	a	W	77-74
D29	St. Francis, Pa. (33)	h	W	94-51
D30	Fresno State (33)	h	W	87-56
J2	at North Carolina	a	W	82-75
J5	Florida State	h	L	65-66
J7	NR/#25 Virginia	h	W	70-65
J11	at #5/5 Duke	a	L	83-86
J18	#20/20 Clemson	h	L	64-72
J21	Maryland	h	L	62-66
J25	at Wake Forest	a	L	71-79
J30	Charleston Southern	h	W	94-65
F1	North Carolina	h	L	63-85
F5	at Florida State	a	L	69-89
F8	at NR/#24 Virginia	a	W	87-70
F12	#4/4 Duke	h	L	54-74
F15	#21/20 NC State	h	L	68-74
F19	at NR/#22 Clemson	a	L	49-68
F22	at Maryland	a	W	66-62
F25	Wake Forest	h	W	79-63
M2	vs. North Carolina (36)	n	L	64-79
M15	at Mississippi St. (37)	a	L	73-77

**2001-02 (15-14, 7-9 ACC/t-5th)****WNIT First Round***Captains: Nina Barlin, Milli Martinez, Regina Tate*

DATE	OPPONENT	H/A	RESULT	SCORE
N16	Kansas State	h	L	70-74
N18	at Long Island	a	W	80-49
N23	UNC Asheville (34)	h	W	88-56
N24	Eastern Washington (34)	h	W	91-36
D1	vs. Arkansas State (39)	n	W	77-52
D2	vs. Southern (39)	n	L	47-56
D5	Florida State	h	L	78-87
D8	at Fordham	a	W	51-49
D18	at Georgia State	a	W	71-68
D27	vs. #10/#8 Georgia (40)	n	L	52-69
D30	#6/#9 Duke	h	L	60-76
J4	at Wake Forest	a	W	65-56
J6	at NC State	a	L	63-75
J10	Virginia	h	W	92-61
J14	Maryland	h	W	61-58
J17	at #17/#17 North Carolina	a	W	81-62
J20	at Florida State	a	W	73-56
J26	Clemson	h	W	83-78
J29	Charleston Southern	h	W	79-52
J31	at #5/#5 Duke	a	L	50-86
F3	Wake Forest	h	L	61-64
F7	NC State	h	W	69-57
F11	at Virginia	a	L	79-85
F14	at Maryland	a	L	70-81
F17	#20/#22 North Carolina	h	L	62-71
F21	at Clemson	a	L	65-68
F23	Morris Brown	h	W	111-40

M2	vs. Virginia (36)	n	L	58-60
M13	vs. Miami (37)	h	L	64-73

**2002-03 (20-11, 8-8 ACC/t-4th)****NCAA First Round***Captains: Nina Barlin, Megan Isom, Sonja Mallory*

DATE	OPPONENT	H/A	RESULT	SCORE
N15	Charlotte	h	W	67-57
N17	at #5/#5 Kansas St.	a	L	59-83
N26	Long Island	h	W	82-47
N29	ETSU (34)	h	W	85-35
N30	Miami (Ohio) (34)	h	W	78-62
D5	Mercer	h	W	96-50
D15	at UCF	a	W	62-58
D18	Georgia State	h	W	65-46
D21	Fordham	h	W	69-53
D27	vs. #24/#22 Georgia (40)	n	W	65-61
D30	St. John's (33)	h	W	61-53
D31	East Carolina (33)	h	W	88-75
J2	#11/#12 North Carolina	h	L	67-72
J5	at Maryland	a	L	63-71
J13	#1/#1 Duke	h	L	59-79
J16	at Virginia	a	L	63-74
J20	at Florida State	a	L	47-66
J23	Clemson	h	W	89-78 (ot)
J26	NC State	h	W	64-54
J31	at Wake Forest	a	W	74-70
F2	at #7/#6 North Carolina	a	L	64-76
F7	Maryland	h	W	59-51
F13	at #2/#2 Duke	a	L	43-82
F16	Virginia	h	L	54-56
F19	Florida State	h	W	86-56
F23	at Clemson	a	W	78-63
F27	at NC State	a	W	78-60
M3	Wake Forest	h	W	77-60
M8	vs. Florida State (36)	n	W	64-59
M9	vs. #2/#2 Duke (36)	n	L	52-76
M22	vs. Virginia Tech (41)	n	L	59-61

**MACHELLE JOSEPH****Head Coach:** 2003-19**Seasons:** 16**Record:** 311-201 (.607)**2003-04 (14-15, 5-11 ACC/8th)***Captains: Megan Isom, Jasmina Pacariz, Alex Stewart, Fallon Stokes*

DATE	OPPONENT	H/A	RESULT	SCORE
N21	at Florida Atlantic	a	W	73-62
N27	vs. James Madison (42)	n	W	60-53
N28	vs. West Virginia (42)	n	L	61-75
N29	vs. SW Missouri St. (42)	n	W	78-71
D2	Davidson	h	W	60-54
D6	at Georgia State	a	W	69-64
D14	Central Florida	h	W	70-48
D18	at Old Dominion	a	L	56-67
D21	at Princeton	a	W	67-66
D27	vs. #11/#12 Georgia (40)	n	L	62-78
D30	William & Mary (33)	h	W	67-57
D31	Florida A&M (33)	h	W	84-45
J2	Florida State	h	W	66-59
J8	#1/#2 Duke	h	L	45-77
J12	at Virginia	a	L	59-60
J15	at Maryland	a	L	87-91
J18	Clemson	h	L	61-75
J22	at #13/#11 North Carolina	a	L	56-63
J25	at Florida State	a	W	73-62
J29	Wake Forest	h	L	55-57
F1	at NC State	a	L	71-75
F7	at #2/#2 Duke	a	L	41-81
F12	Virginia	h	W	65-55
F15	Maryland	h	W	58-57
F19	at Clemson	a	L	47-59
F23	#11/#15 North Carolina	h	L	46-58
F26	NC State	h	W	76-61
F29	at Wake Forest	h	L	61-63
M5	vs. Wake Forest (36)	n	L	59-61



# YEAR BY YEAR RESULTS

## 2004-05 (13-14, 4-10 ACC/8th)

Captains: Megan Harping, Kasha Terry, Jessica Williams

DATE	OPPONENT	H/A	RESULT	SCORE
N19	Georgia State	h	W	72-30
N23	Old Dominion	h	W	71-64
N28	Princeton	h	W	60-50
D3	#6/#6 Georgia	h	W	55-49
D5	Grambling State	h	W	66-52
D12	at Tulsa	a	L	47-55
D17	at St. John's	a	L	65-69
D21	Samford	h	W	64-52
D30	Mississippi Valley State (33)	h	W	74-41
D31	Alcorn State (33)	h	W	62-43
J3	UAB	h	W	74-49
J6	at Florida State	a	W	59-58
J10	Virginia	h	L	38-61
J13	#15/#17 Maryland	h	L	65-72
J17	at #1/#1 Duke	a	L	59-82
J23	at Miami	a	W	62-46
J26	Clemson	h	W	53-48
J30	#12/#5 North Carolina	h	L	41-55
F3	at #20/#21 Maryland	a	L	67-84
F6	at Wake Forest	a	W	40-37
F10	#23/#24 NC State	h	L	59-83
F13	Arkansas (43)	n	L	59-71
F16	at Virginia Tech	a	L	48-73
F20	#3/#4 Duke	h	L	55-73
F24	at Clemson	a	L	49-58
F27	Florida State	h	L	49-51
M4	Miami (36)	n	L	58-60

## 2005-06 (14-15, 2-12 ACC/11th)

Captains: Megan Harping, Kasha Terry, Jessica Williams, Cheytoria Phillips

DATE	OPPONENT	H/A	RESULT	SCORE
N18	at UAB	a	W	68-55
N20	Arkansas-Pine Bluff	h	W	74-36
N23	College of Charleston	h	W	66-50
N27	Appalachian State	h	W	68-45
N30	at Georgia State	a	W	60-51
D4	at #17/#17 Georgia	a	L	66-72
D9	San Diego	h	W	56-51
D18	Tulsa	h	W	54-38
D20	Longwood	h	W	81-41
D22	Troy	h	W	69-43
D30	Alabama State(33)	h	W	76-46
D31	UMass (33)	h	W	57-43
J5	Miami	h	L	63-75
J8	at Clemson	a	L	63-72
J11	#2/#2 Duke	h	L	59-67
J15	vs. Kentucky (43)	n	L	62-66
J18	at #4/#3 North Carolina	a	L	56-85
J22	Wake Forest	h	W	66-61
J26	at #6/#6 Maryland	a	L	71-79
J29	Clemson	h	W	83-64
F2	Florida State	h	L	54-59
F5	#1/#1 North Carolina	h	L	56-75
F9	at #21/#22 Boston College	a	L	55-57
F12	at NC State	a	L	53-65
F19	Virginia Tech	h	L	54-70
F23	at Virginia	a	L	51-57
F26	at Miami	a	L	85-90 (20T)
M2	vs. Miami (36)	n	W	79-62
M3	vs. Maryland (36)	n	L	66-71

## 2006-07 (21-12, 9-5 ACC/6th)

### NCAA Second Round

Captains: Janie Mitchell, Chioma Nnamaka

DATE	OPPONENT	H/A	RESULT	SCORE
N10	Mercer	h	W	87-48
N14	at Appalachian State	a	W	79-53
N16	Georgia State	h	W	83-41
N20	at Temple	a	L	62-76
N24	at San Diego	a	L	59-62
D3	#8/#8 Georgia	h	L	69-79
D6	Kennesaw State	h	W	81-43
D10	Jacksonville	h	W	79-57
D18	at Northwestern	a	W	82-68
D20	at College of Charleston	a	W	82-50
D29	Alcorn State (33)	h	W	76-54
D30	Mississippi State (33)	h	L	56-62
J2	#2/#2 North Carolina	h	L	57-69

J4	Winston-Salem State	h	W	73-43
J7	at Clemson	a	W	63-57
D10	Jacksonville	h	W	79-57
D18	at Northwestern	a	W	82-68
D20	at College of Charleston	a	W	82-50
D29	Alcorn State (33)	h	W	76-54
D30	Mississippi State (33)	h	L	56-62
J2	#2/#2 North Carolina	h	L	57-69
J4	Winston-Salem State	h	W	73-43
J7	at Clemson	a	W	63-57
J10	at #3/#3 Duke	a	L	51-83
J15	Miami	h	W	52-37
J18	at North Carolina	a	L	31-78
J21	vs. #14/#11 Vanderbilt (43)n	n	L	55-72
J25	Boston College	a	W	60-49
J28	at Wake Forest	a	W	58-45
F1	#4/#4 Maryland	h	W	77-72
F5	at Virginia Tech	a	L	68-73
F9	at Florida State	a	L	52-63
F11	NC State	h	W	69-62
F15	at Miami	a	W	66-45
F19	Clemson	h	W	62-59
F22	Virginia	h	W	73-49
F25	Longwood	h	W	75-46
M1	vs. Miami (36)	n	W	66-52
M2	vs. #6/#5 Maryland (36)	n	L	59-75
M17	vs. DePaul (44)	n	W	55-54
M19	vs. Purdue (44)	n	L	63-76

## 2007-08 (22-10, 7-7 ACC/5th)

### NCAA First Round

Captains: Jill Ingram, Janie Mitchell, Chioma Nnamaka, Jacqua Williams

DATE	OPPONENT	H/A	RESULT	SCORE
N9	Davidson	h	W	69-50
N13	at Tulane	a	W	66-61
N18	Temple	h	W	59-49
N21	Northwestern	h	W	55-46
N28	at Iowa	a	W	76-57
D2	at #7/8 Georgia	a	L	64-71
D6	South Carolina Upstate	h	W	92-45
D9	Georgia Southern	h	W	78-50
D16	at Mississippi State	a	W	70-58
D18	at Mississippi Valley State	a	W	79-67
D22	at Georgia State	a	W	79-67
D29	Chicago State (33)	h	W	57-31
D30	Kennesaw St. (33)	h	W	83-68
J2	Jackson State	h	W	79-42
J5	at #4/4 North Carolina	a	L	78-99
J10	Wake Forest	h	W	57-47
J13	Miami	h	W	68-65
J17	at NC State	a	W	67-63
J20	at #4/4 Maryland	a	L	95-99 (20T)
J24	#10/10 Duke	h	L	47-73
J31	Clemson	h	W	77-59
F3	Florida State	h	W	83-73
F7	at Miami	a	L	52-54
F10	#3/3 North Carolina	h	L	61-75
F12	Savannah State	h	W	82-28
F18	at Boston College	a	L	53-62
F24	at Clemson	a	W	74-58
F29	Virginia Tech	h	W	76-43
M2	at Virginia	a	L	101-103 (20T)
M6	vs. Miami (36)	n	W	76-49
M7	vs. #25/25 Virginia (36)	n	L	43-52
M22	vs. Iowa State (45)	n	L	55-58

## 2008-09 (22-10, 8-6 ACC/5th)

### NCAA Second Round

Captains: Alex Montgomery, Jacqua Williams

DATE	OPPONENT	H/A	RESULT	SCORE
N14	Troy	h	W	73-49
N16	at #1/1 Connecticut	a	L	71-82
N19	Kennesaw State	h	W	77-49
N22	Mississippi Valley State	h	W	72-37
N26	Georgia State	h	W	74-56
N29	vs. #9/11 Texas (46)	n	L	68-76
N30	vs. Tennessee Tech (46)	n	W	68-56
D3	#21/24 Michigan State	h	W	70-57
D5	Georgia	h	W	57-42
D13	vs. Oregon (47)	n	W	74-59
D18	vs. Winthrop (48)	n	W	65-27
D20	vs. UT-Arlington (48)	n	W	63-56

D30	Florida A&M	h	W	77-42
J4	Tulane	h	W	69-52
J8	Boston College	h	L	64-65 (OT)
J12	at Miami	a	W	68-50
J18	at Florida State	a	L	49-59
J22	#2/3 North Carolina	h	W	66-62
J25	at #4/8 Duke	a	L	34-60
J29	Miami	h	W	68-42
F1	Clemson	h	W	49-41
F3	at Wake Forest	a	L	60-68
F8	NC State	h	W	67-54
F11	at Savannah State	a	W	89-34
F15	at #8/7 North Carolina	a	L	50-73
F19	Maryland	h	L	79-87
F22	at Clemson	a	W	89-54
F26	at Virginia Tech	a	W	73-68 (OT)
M1	#22/19 Virginia	h	W	74-66
M5	vs. Clemson (36)	n	L	69-81
M22	at Iowa (49)	a	W	76-62
M24	vs. #4/4 Oklahoma (49)	n	L	50-69

## 2009-10 (23-10, 8-6 ACC/4th)

### NCAA First Round

Captains: Brigitte Ardossi, Deja Foster, Alex Montgomery

DATE	OPPONENT	H/A	RESULT	SCORE
N13	Winthrop	h	W	63-30
N15	at Oklahoma State	a	L	64-70
N21	Florida Gulf Coast	h	W	58-48
N27	vs. Seton Hall (50)	n	W	57-51
N28	at Long Island (50)	a	W	73-56
D2	at Penn State	a	W	64-60
D6	at #13/16 Georgia	a	L	50-56
D13	Mississippi Valley State	h	W	89-41
D16	Oregon	h	W	87-69
D18	at Kennesaw State	a	W	94-48
D20	Arizona	h	W	70-48
D22	at Georgia State	a	W	62-50
D28	vs. Hampton (51)	n	W	63-54
D29	at Florida International	a	W	68-57
J2	Army	h	W	76-47
J6	at #7/7 North Carolina	a	L	78-89
J11	Clemson	h	W	72-58
J14	Wake Forest	h	W	72-66
J17	at Boston College	a	L	51-77
J21	Savannah State	h	W	80-51
J24	at #25/22 Virginia	a	L	55-57
J27	Miami	h	W	80-73 (OT)
J31	Virginia Tech	h	W	61-47
F5	at Maryland	a	W	61-60
F8	at Clemson	a	W	68-53
F15	#10/10 Florida State	h	L	59-69
F19	#8/7 Duke	h	L	50-64
F21	at Miami	a	W	77-73
F26	North Carolina	h	W	64-57
J28	at Nc State	a	L	46-54
M5	vs. Wake Forest (36)	n	W	52-45
M6	vs. #9/8 Duke (36)	n	L	55-67
M21	vs. Arkansas Little Rock (52)n	n	L	53-63

## 2010-11 (24-11, 9-5 ACC/t-4th)

### NCAA Second Round

Captains: Deja Foster, Alex Montgomery, Metra Walthour

DATE	OPPONENT	H/A	RESULT	SCORE
N12	Georgia State	h	W	66-56
N14	at Old Dominion	a	L	63-65
N17	Kennesaw State	h	W	79-60
N19	Prairie View A&M	h	W	61-37
N21	#1/1 Connecticut	h	L	51-71
N25	vs. #12/12 Georgetown (42) n	n	L	58-67
N26	vs. #4/4 Tennessee (42)	n	L	42-66
N27	vs. Missouri (42)	n	W	61-46
D1	Northwestern	h	W	67-63
D3	Middle Tennessee State	h	W	68-48
D5	#21/22 Georgia	h	W	69-53
D21	at Portland State	a	W	69-53
D23	at Washington	a	W	60-27
D28	Mercer	h	W	101-44
D30	Tennessee State	h	W	82-11
J2	Jacksonville State	h	W	81-52
J6	#8/8 North Carolina	h	W	71-70
J9	at Clemson	a	W	64-53
J13	Virginia	h	W	68-48
J17	at Wake Forest	a	W	54-46

# YEAR BY YEAR RESULTS

J21	at #3/3 Duke	a	L	32-69
J23	Boston College	h	W	67-54
J27	at Virginia Tech	a	W	78-57
J30	at #16/22 Miami	a	L	74-84 (OT)
F3	#12/10 Maryland	h	L	53-56
F11	at #19/15 Florida State	a	L	60-73
F13	NC State	h	W	74-65
F17	Clemson	h	W	72-46
F24	at #13/16 North Carolina	a	W	64-57
F27	#12/14 Miami	h	L	59-70
M3	vs. Virginia Tech (36)	n	W	81-58
M4	vs. #13/15 Maryland (36)	n	W	70-64
M5	vs. #8/7 Duke (36)	n	L	66-74
M19	vs. Bowling Green (53)	n	W	69-58
M21	vs. #18/24 Ohio State (53)	a	L	60-67

## 2011-12 (26-9, 12-4 ACC/t-3rd)

### NCAA Sweet 16

Captains: LaQuanisha Adams, Mo Bennett, Sasha Goodlett, Chelsea Regins, Metra Walhour

Home games played at the Arena at Gwinnett Center, finale vs. Clemson played at Morehouse College

DATE	OPPONENT	H/A	RESULT	SCORE
N11	Alabama State	h	W	97-37
N13	Old Dominion	h	W	87-56
N19	at Marquette	a	W	74-63
N22	Kennesaw State	h	W	94-51
N25	vs. #13/13 Rutgers (54)	n	L	40-59
N26	vs. RV/18 Green Bay (54)	n	L	62-67 (OT)
N30	Nebraska	h	W	73-57
D4	at #15/14 Georgia	a	L	68-75
D11	at Middle Tennessee State	a	W	58-47
D16	at Georgia State	a	W	85-50
D19	vs. SIU-Edwardsville (48)	n	W	80-38
D21	vs. Central Arkansas (48)	n	W	67-61
D29	North Carolina A&T	h	W	74-57
J2	at NC State	a	W	76-66
J6	at #5/5 Maryland	a	L	74-77
J9	#13/13 Miami	h	L	65-77
J12	Wake Forest	h	W	71-67
J15	at Boston College	a	W	68-58
J18	#5/5 Duke	h	L	62-79
J22	at Florida State	a	W	79-55
J25	Virginia	h	W	63-53
J29	at Clemson	a	W	63-54
F2	NC State	h	W	75-68 (OT)
F6	#8/10 Maryland	h	L	56-64
F12	at #23 North Carolina	a	W	56-54
F16	at Wake Forest	a	W	67-52
F19	Boston College	h	W	85-48
F23	at Virginia Tech	a	W	76-66
F26	Clemson	h	W	62-50
M3	vs. North Carolina (36)	n	W	54-53
M4	vs. NC State (36)	n	W	87-61
M5	vs. #6/5 Maryland (36)	n	L	65-68
M18	vs. Sacred Heart (55)	n	W	76-50
M20	vs. #17/16 Georgetown (55)	n	W	76-64
M24	vs. #1/1 Baylor (45)	n	L	68-83

## 2012-13 (14-16, 7-11 ACC/t-7th)

First season at McCamish Pavilion

DATE	OPPONENT	H/A	RESULT	SCORE
N11	#20/16 Tennessee	h	L	71-54
N13	Kennesaw State	h	W	80-51
N18	Marquette	h	W	76-72
N23	vs. Syracuse (54)	n	L	75-72 (OT)
N24	vs. UW-Milwaukee (54)	n	W	66-57
N28	at #14/13 Purdue	a	L	85-73
D2	#8/9 Georgia	h	L	60-50
D6	at #4/4 Duke*	a	L	85-52
D16	Alcorn State	h	W	76-49
D21	Washington	h	W	52-44
D29	vs. Quinnipiac (51)	n	W	74-57
D30	at FIU (51)	a	W	65-63
J3	#19/21 Florida State*	h	L	85-78
J6	at Clemson*	a	W	81-59
J10	Virginia*	h	L	62-51
J13	at #11/20 North Carolina*	a	L	79-58
J17	at Miami*	a	L	71-65
J20	#10/10 Maryland*	h	L	66-57
J25	at #22/21 Florida State*	a	L	76-71
J27	NC State*	h	L	78-66
J31	Wake Forest*	h	W	89-82 (OT)

F3	at Virginia*	a	W	65-62
F8	Virginia Tech*	h	L	63-61
F10	#16/18 North Carolina*	h	L	60-58
F17	at NC State*	a	W	79-70
F21	at Wake Forest*	a	W	82-64
F24	Miami*	h	W	68-64
F28	Clemson*	h	W	74-48
M3	at Boston College*	a	L	74-68
M7	vs. Wake Forest (36)	n	L	86-67

## 2013-14 (20-12, 9-7 ACC/7th)

### NCAA First Round

Captains: Shayla Bivins, Kaela Davis, Aaliyah Whiteside

DATE	OPPONENT	H/A	RESULT	SCORE
N8	Coppin State	h	W	79-57
N10	Western Carolina	h	W	87-47
N17	at #4/3 Tennessee	a	L	87-76
N24	at #23/21 Georgia	a	L	63-56
N29	vs. Southern Utah (56)	n	W	85-60
N30	vs. McNeese State (56)	n	W	69-60
D4	Illinois	h	W	93-69
D7	Alabama A&M	h	W	93-56
D17	Portland State	h	W	104-54
D20	RV/RV UTEP (57)	n	W	102-77
D21	#13/16 Oklahoma St. (57)	n	L	68-60
D29	Alabama State	h	W	99-58
D30	Hampton University	h	W	89-70
J5	#4/4 Duke*	h	L	64-47
J8	at Clemson*	a	W	89-68
J12	at RV/RV Syracuse*	a	L	76-70
J16	Wake Forest*	h	W	79-63
J19	at #6/6 Maryland*	a	L	92-81
J23	at Virginia Tech*	a	W	73-52
J26	#23/24 NC State*	h	L	80-73
J30	Clemson*	h	L	80-79 (OT)
F3	at Pittsburgh*	a	W	77-66
F6	#13/11 North Carolina*	h	W	94-91
F9	at Miami*	a	W	89-87
F14	Virginia*	h	W	95-76
F17	at #2/2 Notre Dame*	a	L	87-72
F23	#8/9 Maryland*	h	L	79-62
F27	at Florida State*	a	W	86-78
M2	Boston College*	h	W	84-74
M6	vs. Virginia (36)	n	W	77-76
M7	vs. #10/10 Duke (36)	n	L	82-52
M23	at LSU (58)	a	L	98-78

## 2014-15 (19-15, 7-9 ACC/t-9th)

### WNIT Second Round

Captains: Kaela Davis, Roddreka Rogers, Sydney Wallace, Aaliyah Whiteside

DATE	OPPONENT	H/A	RESULT	SCORE
N14	at Loyola Chicago	a	W	102-44
N16	Morgan State	h	W	92-57
N19	Kennesaw State	h	W	105-76
N23	#24/rv Georgia	h	L	57-64
N25	Grambling State	h	W	97-64
N28	rv/rv Green Bay (59)	n	L	50-71
N29	Villanova (59)	n	W	71-63
N30	rv/- Minnesota (59)	n	L	69-72
D4	at #16/16 Michigan State	a	L	73-79 (ot)
D14	Central Arkansas	h	W	88-50
D17	Alabama State	h	W	77-53
D20	St. Francis Brooklyn	a	W	65-59
D29	Lipscomb	h	W	71-53
D30	Louisiana Tech	h	W	96-81
J2	#7/6 Louisville*	a	L	48-75
J4	Clemson*	h	W	74-66
J8	at Boston College*	a	W	80-77
J11	at #8/6 North Carolina*	a	L	81-96
J18	Pittsburgh*	h	L	72-75 (ot)
J22	at #6/5 Notre Dame*	a	L	76-89
J25	at Virginia*	a	W	68-62
J30	#9/9 Florida State*	h	L	62-82
F1	Virginia Tech*	h	W	79-71
F8	#25/25 Syracuse*	h	L	60-65
F12	NC State*	a	L	64-65
F15	at Miami*	h	L	59-64
F19	#4/4 Notre Dame*	h	L	61-71
F22	at Clemson*	a	W	71-59
F26	#16/17 Duke*	h	W	71-62
F28	at Wake Forest	a	W	67-60

M4	vs. Clemson (36)	n	W	80-53
M5	vs. #16/12 North Carolina	n	L	64-84
M19	Elon	h	W	69-47
M22	at Ole Miss	a	L	48-63

## 2015-16 (20-13, 8-8 ACC/t-7th)

### WNIT Second Round

DATE	OPPONENT	H/A	RESULT	SCORE
N2	West Georgia (Exh)	H	W	77-35
N13	Loyola Chicago	H	W	84-77
N15	St. Francis Brooklyn	H	W	89-51
N18	Southeastern Louisiana	H	W	102-49
N22	at Georgia	A	L	78-66
N24	Alabama State	H	W	80-54
N26	vs. Northern Iowa (60)	N	L	61-58
N27	vs. High Point (60)	N	W	81-61
D2	at Indiana	A	L	69-60
D5	USC Upstate	H	W	87-46
D13	Samford	H	W	66-55
D15	Prarie View A&M	H	W	96-48
D18	Alabama	H	W	70-58
D20	at IUPUI	A	W	60-50
D30	at #3/3 Notre Dame*	A	L	85-76
J3	Louisville*	H	L	78-65
J7	at NC State*	A	L	65-57
J10	at #19/15 Florida State*	A	L	75-69
J14	North Carolina*	H	W	80-73
J17	Virginia*	H	L	78-67
J24	at Clemson*	A	W	76-63
J28	#3/3 Notre Dame*	H	L	54-42
J31	Boston College*	H	W	62-56
F4	at Virginia Tech*	A	W	51-34
F7	at #23 Syracuse*	A	L	71-52
F11	#19/17 Miami*	H	L	58-55
F14	Clemson*	H	W	77-48
F21	at Duke*	A	W	64-59
F25	at Pittsburgh*	A	W	66-60
F28	Wake Forest*	H	W	66-51
M3	vs. Wake Forest (36)	N	W	67-65
M4	vs. #7/6 Louisville (36)	N	L	60-50
M17	vs. Mercer (61)	H	W	73-56
M21	vs. Tulane (61)	H	L	64-61

## 2016-17 (22-15, 5-11 ACC/10th)

### WNIT Runners-Up

DATE	OPPONENT	H/A	RESULT	SCORE
N11	Samford	H	W	62-57
N13	Alabama State	H	W	70-48
N16	at Kennesaw State	A	W	86-49
N20	Georgia	H	W	52-45
N25	vs. Dayton (62)	N	W	81-68
N26	vs. Mizou (62)	N	W	72-70
D1	Michigan	H	L	52-92
D3	Georgia State	H	W	73-42
D7	Mercer	H	W	70-50
D11	Appalachian State	H	W	81-52
D17	at Alabama	A	L	65-67
D22	at Middle Tennessee	A	W	61-60
D29	Princeton	H	W	67-51
J2	#7/2 Notre Dame*	H	L	38-55
J5	#13/15 Duke*	H	L	68-75
J12	at Boston College*	A	W	71-67
J15	#24 Syracuse*	H	W	75-66
J18	at #9/8 Louisville*	A	L	51-91
J22	at Wake Forest*	A	L	65-70 (ot)
J26	#6 Florida State*	H	L	63-67
J29	at Clemson*	A	L	61-62
F2	at Virginia*	A	L	64-65 (ot)
F5	Virginia Tech*	H	W	87-81
F9	#17 NC State*	H	L	67-75 (ot)
F12	at #7 Notre Dame*	A	L	69-90
F16	at North Carolina*	A	L	88-89
F19	Pittsburgh*	H	W	71-57
F23	Clemson*	H	W	72-58
F26	at #17 Miami*	A	L	70-75
M1	vs. Boston College (63)	N	W	71-67
M2	vs. #16 Miami (63)	N	L	71-87
M16	Jacksonville (61)	H	W	71-55
M19	UCF (61)	H	W	63-51
M23	Middle Tennessee (61)	H	W	70-57
M26	Alabama (61)	H	W	76-66
M29	Washington State (61)	H	W	69-61

# YEAR BY YEAR RESULTS

A1 at Michigan (64) N L 79-89 (ot3)

## 2017-18 (20-14, 6-10 ACC/t-9th)

### WNIT Third Round

DATE	OPPONENT	H/A	RESULT	SCORE
N5	Union (Tenn.) (Exh)	H	W	80-38
N10	at Appalachian State	A	W	75-41
N12	SC State	H	W	86-40
N15	Kennesaw State	H	W	86-48
N19	at Princeton	A	W	67-56
N21	Georgia State	H	W	75-51
N23	vs. Pennsylvania (62)	N	W	69-55
N25	vs. #8/9 Baylor (62)	N	L	80-57
N30	Purdue	H	W	68-55
D3	Middle Tennessee	H	W	48-45
D10	UT Arlington	H	W	80-52
D17	at Georgia	A	L	60-53
D19	Charleston Southern	H	W	78-51
D21	Southern Miss	H	W	63-44
D28	#3/4 Louisville*	H	L	74-71
D31	Clemson*	H	W	66-33
J4	at Syracuse*	A	L	88-77
J7	#2 Notre Dame*	H	L	77-54
J10	at NC State*	A	L	56-43
J14	at Pittsburgh*	A	L	68-62
J21	Wake Forest*	H	W	79-67
J25	at Virginia Tech*	A	L	68-62
J28	Virginia*	H	L	62-56
F1	at #19/19 Duke*	A	L	77-59
F4	at Clemson*	A	W	60-48
F8	Boston College*	H	W	67-43
F11	at #5 Notre Dame*	A	L	85-69
F15	North Carolina*	H	W	79-61
F22	Miami*	H	W	70-51
F25	at #9/12 Florida State*	A	L	64-61
F28	vs. Clemson (36)	N	W	61-52
M1	vs. Virginia (36)	N	L	60-58
M15	Bethune Cookman (61)	H	W	85-32
M18	UAB (61)	H	W	91-47
M22	at Alabama (65)	A	L	61-59

## 2018-19 (17-13, 7-9 ACC/9th)

DATE	OPPONENT	H/A	RESULT	SCORE
N4	Coastal Carolina (Exh.)	H	W	95-46
N9	at Houston	A	L	95-89 (2ot)
N11	Appalachian State	H	W	71-53
N14	Western Carolina	H	W	84-49
N18	#14 Georgia	H	W	63-53
N22	vs. George Washington (60)	N	W	70-55
N23	vs. Idaho State (60)	N	W	74-51
N29	at #9 Maryland	A	L	67-54
D2	at Georgia State	A	W	78-71
D5	Alabama State	H	W	69-42
D16	Kennesaw State	H	W	60-35
D20	vs. Seton Hall (66)	N	W	84-73
D21	vs. Dayton (66)	N	L	85-66
D30	Wofford	H	W	81-40
J3	at Boston College*	A	W	81-76
J6	#2 Notre Dame*	H	L	76-55
J10	Duke*	H	W	70-64
J13	at #2 Louisville*	A	L	61-44
J17	at Clemson*	A	L	71-61
J20	#12 Syracuse*	H	W	65-55
J27	#8 NC State*	H	L	68-60
J31	at North Carolina*	A	L	91-90
F3	at #5 Notre Dame*	A	L	90-50
F7	Pittsburgh*	H	W	67-55
F10	at Wake Forest*	A	W	60-46
F17	Virginia Tech*	H	W	76-68
F21	Clemson*	H	W	75-53
F24	at Virginia*	A	L	53-45
F28	at #15 Miami*	A	L	69-56
M3	Florida State*	H	L	64-55
M7	vs. North Carolina (36)	N	L	80-73

## NELL FORTNER

Head Coach: 2019-Present

Seasons: 3

Record: 58-31 (.652)

## 2019-20 (20-11, 10-8 ACC/7th)

DATE	OPPONENT	H/A	RESULT	SCORE
O30	Clayton State (Exh.)	H	W	73-35
N5	Houston	H	W	69-38
N10	Grambling State	H	W	89-42
N17	at Georgia	A	W	73-40
N20	Georgia State	H	W	69-28
N28	vs. Seton Hall (62)	N	W	79-54
N30	vs. Rutgers (62)	N	L	46-43
D5	Wisconsin	H	W	60-41
D8	at Kennesaw State	A	W	63-47
D15	ETSU	H	W	87-48
D20	vs. #11 Texas A&M (67)	N	L	60-48
D21	vs. Rice (67)	N	W	54-52
D29	Virginia*	H	W	61-51
J2	#23/RV Miami*	H	W	61-54
J5	at Wake Forest*	A	L	65-60
J9	at #11 Florida State*	A	W	67-52
J12	Clemson*	H	W	49-47
J16	at Syracuse*	A	W	82-64
J19	Boston College*	H	L	55-48
J23	North Carolina*	H	L	67-60 (ot)
J26	at Duke*	A	L	58-46
J30	at Miami*	A	L	54-59 (ot)
F2	Notre Dame*	H	L	59-51
F6	at Pittsburgh*	A	W	77-48
F9	Wake Forest*	H	W	62-52
F13	at Virginia Tech*	A	L	64-61 (ot)
F16	at #4 NC State*	A	W	65-61
F20	#5/6 Louisville*	H	L	58-47
F23	#17/18 Florida State*	H	W	65-62
M1	at Clemson*	A	W	56-44
M5	vs. Pitt (36)	N	W	68-58
M6	vs. #10 NC State (36)	N	L	57-48

## 2020-21 (17-9, 12-6 ACC/3rd)

### NCAA Sweet 16

DATE	OPPONENT	H/A	RESULT	SCORE
N25	Georgia State	H	W	62-38
N29	Georgia	H	L	75-69 (ot)
D3	Tulane	H	W	55-51
D9	Boston College*	H	W	86-68
D13	at Notre Dame*	A	W	82-67
D31	#3 NC State*	H	L	84-75
J3	at Notre Dame*	A	L	69-67
J7	at Clemson*	A	W	67-55
J10	Virginia Tech*	H	W	56-54
J21	at Wake Forest*	A	W	73-44
J24	Florida State*	H	W	66-58
J28	at Miami*	A	W	70-56
F2	Syracuse*	H	W	76-63
F4	Clemson*	H	W	71-69
F7	Wake Forest*	H	L	61-52
F11	at #3 Louisville*	A	L	85-70
F16	Miami*	H	W	67-56
F18	at Florida State*	A	W	62-48
F21	at Boston College*	A	L	49-43
F25	at North Carolina*	A	L	84-59
F28	Pittsburgh*	H	W	65-60
M5	vs. Clemson (36)	N	W	60-57
M6	vs. #3/4 NC State (36)	N	L	66-61
M21	vs. Stephen F. Austin (68)	N	W	54-52 (ot)
M23	vs. #17/20 West Virginia (68)	N	W	73-56
M28	vs. #6/5 South Carolina (68)	N	L	76-56

## 2021-22 (21-11, 11-7 ACC/6th)

### NCAA First Round

DATE	OPPONENT	H/A	RESULT	SCORE
N1	Clayton State (Exh.)	H	W	74-53
N9	at Central Michigan	A	W	74-40
N11	Kennesaw State	H	W	72-45
N14	Belmont	H	W	58-45
N17	at East Tennessee State	A	W	65-42
N21	Auburn	H	L	59-51
N24	Hofstra	H	W	65-32

D1	at Purdue	A	L	53-52
D5	at #20/19 Georgia	A	W	55-54
D9	#3/2 UConn	H	W	57-44
D12	Furman	H	W	63-36
D19	Wake Forest*	H	W	62-45
D21	Boston University	H	W	78-49
J2	#3/2 Louisville*	H	L	50-48
J9	Virginia*	H	W	67-31
J11	at Pitt*	A	W	63-52
J13	Florida State*	H	W	68-64
J16	at Miami*	A	L	46-45
J20	at Syracuse*	A	W	65-55
J23	#20 North Carolina*	H	W	55-38
J27	Boston College*	H	W	68-49
J30	at Clemson*	A	W	69-62
F1	at Duke*	A	W	59-46
F7	at #5 NC State*	A	L	59-48
F10	at Virginia Tech*	A	L	73-63
F13	Clemson*	H	W	92-84 (ot)
F17	#19 Notre Dame	H	L	72-66 (ot)
F20	Miami*	H	L	51-39
F24	at Florida State*	A	L	65-63 (ot)
F27	at Wake Forest*	A	W	64-56
M3	vs. Wake Forest (36)	N	W	45-40
M4	vs. #20 Notre Dame (36)	N	L	71-53
M18	vs. Kansas (69)	N	L	77-58

### Neutral Sites Key

1. GAIAW State Tournament
2. Virginia Tipoff Tournament, Charlottesville, Va.
3. ACC Tournament, College Park, Md.
4. ACC Tournament, Clemson, S.C.
5. ACC Tournament, Raleigh, N.C.
6. Miller High Life Classic, Lawrenceville, N.J.
7. Northern Lights Invitational, Anchorage, Alaska
8. ACC Tournament, Chapel Hill, N.C.
9. Days Inn Classic, Atlanta, Ga.
10. South Florida Invitational, Tampa, Fla.
11. ACC Tournament, Fayetteville, N.C.
12. Wagner Christmas Invitational, New York, N.Y.
13. Radisson Classic, Atlanta, Ga.
14. Lady Blazer Invitational, Birmingham, Ala.
15. Pepperdine Invitational, Malibu, Calif.
16. Fordham Lady Ram Classic, New York, N.Y.
17. Tallahassee Hilton Classic, Tallahassee, Fla.
18. Augusta Basketball Classic, Augusta, Maine
19. Pickett Suite Classic, Atlanta, Ga.
20. Comfort Inn Downtown Classic, Atlanta, Ga.
21. Dial Soap Classic, Minneapolis, Minn.
22. Penn Red & Blue Classic, Philadelphia, Pa.
23. Lady Paladin/Ramada Inn Invitational, Greenville, S.C.
24. Pepsi/Church's Holiday Classic, Miami, Fla.
25. ACC Tournament, Rock Hill, S.C.
26. National Women's Invitational Tournament, Amarillo, Tex.
27. Texaco/Hawk Classic, Philadelphia, Pa.
28. NCAA Tournament Mid-East Regional
29. Sheraton Big Apple Classic, Manhattan, N.Y.
30. ISES Southern Invitational, Atlanta, Ga.
31. Hyatt Regency Holiday Tournament, Atlanta, Ga.
32. ACC Tournament, Charlotte, N.C.
33. GT/Atlanta Marriott NW Holiday Invit., Atlanta, Ga.
34. GT/Atlanta Marriott Northwest Classic, Atlanta, Ga.
35. Cobb Civic Center, Marietta, Ga.
36. ACC Tournament, Greensboro, N.C.
37. National Women's Invitational Tournament
38. Omni, Atlanta, Ga.
39. ECU Tournament, Greenville, N.C.
40. Philips Arena, Atlanta, Ga.
41. NCAA First Round, West Lafayette, Ind.
42. Paradise Jam, St. Thomas, US Virgin Islands
43. Gwinnett Center, Duluth, Ga.
44. Williams Arena, Minneapolis, Minn.
45. Wells Fargo Arena, Des Moines, Iowa
46. FAU Thanksgiving Classic, Boca Raton, Fla.
47. Pape Jam, Rose Garden Arena, Portland, Ore.
48. Bahamas Sunsplash Shootout, Nassau, Bahamas
49. Carver-Hawkeye Arena, Iowa City, Iowa
50. LIU Turkey Classic, Brooklyn, N.Y.
51. FIU Sun & Fun Classic, Miami, Fla.
52. Lloyd Nobe Center, Norman, Okla.
53. St. John Arena, Columbus, Ohio
54. San Juan Shootout, San Juan, Puerto Rico

# YEAR BY YEAR RESULTS


- 55. Carmichael Arena, Chapel Hill, N.C.
- 56. LIU Turkey Classic, Brooklyn, N.Y.
- 57. Puerto Rico Classic, San Juan, Puerto Rico
- 58. Maravich Arena, Baton Rouge, La. - NCAA First Round
- 59. Gulf Coast Showcase, Naples, Fla.
- 60. Cancun Challenge, Cancun, Mexico
- 61. WNIT, Atlanta, Ga.
- 62. Junkanoo Jam, Bimini, Bahamas
- 63. ACC Tournament, Conway, S.C.
- 64. WNIT, Detroit, Mich. (Callihan Hall)
- 65. WNIT, Alabama, Ala. (Coleman Coliseum)
- 66. West Palm Invitational, West Palm Beach, Fla.
- 67. Coqui Classic, San Juan, Puerto Rico
- 68. NCAA Tournament, San Antonio, Texas
- 69. NCAA Tournament, Stanford, Calif.

**Georgia Tech Records-at-a-Glance**

Overall	744-662 (.529)
vs. ACC	246-387 (.389)
in ACC Tournament	22-43 (.338)
in Home games	401-227 (.639)
in Away games	181-296 (.379)
in Neutral games	86-85 (.503)
in WNIT/NWIT (Seven Appearances)	14-7
in NCAA (11 Appearances)	7-11
vs. Ranked Opponents	47-289
vs. Top-10 Opponents	12-150



## ALL-TIME LETTERWINNERS AND COACHES



## A

Adams, LaQuanisha	2009-12*
Alligood, Donna	1981-82*
Ancora, Giuliett	2005-06*
Andrews, Lilliann	2016
<b>Aranaz, Aixa Wone</b>	<b>2020-*</b>
Ardossi, Brigitte	2007-10*
Avant, Val	1988*
Aves, Lindsey	1999-00*
Avram, Simina	2014-17*

## B

Baldwin, Selena	1990-93*
Balogun, Elizabeth	2018-19*
Bärlin, Nina	2000-03*
Bates, Sarah	2019-22*
Bennett, Mo	2009-12*
Bivins, Shayla	2010-14
Blackmon, Tiffany	2007-10*
<b>Blackshear, Kayla</b>	<b>2021-</b>
Blain, Jasmine	2010-13
Boatner, Tamika	2000-02*
<b>Boswell, Raeven</b>	<b>2022-</b>
Boyd, Anaya	2020-21*
Brandt, Kate	1981-84*
Blalock, Tina	1981-83*
Bootz, Dolores	1985-88*
Brown, Breanna	2017-18*
Buchannon, Stacey	1994-95*
Buie, Angel	2007
Bulane, Elizabete	2021-22*
Butler, Niesha	1999-2002*

## C

Caldwell, Devony	1990-93*
Carter, Michele	1984*
<b>Carter, Avyonce</b>	<b>2020-*</b>
Carson, Jasmine	2018-20*
Chandler, Jan	1977*
Chaney, Valerie	1998*
Chavis, Alesia	1979*
Cochran, Cindy	1982-85*
Coil, Susie	2002
Collier, Joya	1996*
Cook, Zutorya	2016-17
Corbitt, Leslie	1975
Crawford, Kim	1983-86*
Cryor, Ciani	2015-16*
Cubaj, Lorela	2017-22*
Cummings, Taja	2017-18*

## D

Davis, Bronda	1990-91*
Davis, Carmen	1990-91-92*

Davis, Emily	1985-86*
Davis, Kaela	2014-15*
Delp, Mary Denise	1982*
Diouf, Anne Francoise	2016-20*
Dixon, Elizabeth	2018-19*
Donehew, Danielle	1997-2000*
Dortch, Kathy	1993-97*
Duggins, Anna Maria	1993-94*
<b>Dunn, Kara</b>	<b>2022-</b>

## E

Ebert, Ashley	1999-2002*
Echols, Allison	1989-92*
Edeferioka, Elo	2015-18*
Ehle, Tory	1984-87*
Ellison, Kymberly	2013-14*

## F

Fails, Candi	1999*
Farmer, Jackie	1987*
Finney, Christie	1992-95*
Fischer, Angie	1990-93*
Fisher, Sara	1988*
Fletcher, Kierra	2017-21, 2021-22*
Fogdemark, Frida	2011-14*
Follrod, Debbie	1975
Ford, Kisha	1994-97*
Fortune, Martine	2015-19*
Foster, Becky	1989*
Foster, Deja	2008-11*
Fountain, Donnaizha	2014
Frick, Marguerite	1975-76
Foy, Betsy	1998*
Fulton, Tammy	1979*

## G

Gabbard, Becky	1976
Gari, Irene	2015-16*
Garner, Erin	2015-16*
Gaspar, Sarah	1994-97*
Gernatt, Theresa	1988-91*
Giambruno, Mary	1980-82*
Gilreath, Jane	1981*
Gilstrap, Stacy	1977*
Gortnar, Tjasa	2012*
Goodlett, Sasha	2009-12*
Graves, Diane	1981*
Gregg, D'asia	2018-19*
Guerrant, Ashley	2003-05*
Guimaraes, Chelsea	2015-17*

## H

Hamilton-Carter, Danielle	2010-13*
Harpring, Megan	2003-06*
<b>Harrison, Carmyn</b>	<b>2021-*</b>
Harrison, Nicole	1992*

Hartwell, Sarah	2012*
Heitmann, Deni	1975-76
Hemingway, Isasia	2008-09*
Hendershott, Jennifer	1978-81*
<b>Hermosa, Nerea</b>	<b>2019-*</b>
Higgs, Stephanie	2004-07*
Holston, Gabrielle	2014
Horton, Amy	2008
Howard, Aisha	1998*
Howard, Dejoria	2015-16*

## I

Ingram, Jill	2005-08*
Isom, Megan	2002-04*

## J

Jacobs, DeWayna	1989*
<b>Jackson, Bianca</b>	<b>2022-</b>
Jackson, Brittany	2013*
James, Janice	1984-85*
Jefferson, Daijah	2017-20*
Jicka, Mary Lou	1981-84*
Johnson, April	2003-04*
Jones, Angela	1985*
Jones, Harriett	1977*
Jones, De'Ashia	2015*
Josiah, Nia	2006-07

## K

Kauffman, Joannah	1995-98*
Kauffman, Lara	1989-93*
Keener, Demieta	1992-95*
Kruppa, Jaime	1998-01*

## L

Lahtinen, Lotta-Maj	2018-22*
Lamprey, Ruth	1986-87*
Langston, Lynn	1993*
Laudenslager, Rochelle	1980-83*
Leachman, Jennifer	1983-85*
Lineberger, Debbie	1979-80*
Lingenfelder, Amy	2000*
Longo, Jane	1977-78*
Lopez, Teresa	1979-81*
Lounsbury, Karen	1989-92*
<b>Love, Eylia</b>	<b>2020-*</b>
Lovett, Lisa	1977-80*

## M

Mainland, Marlene	1985-88*
Mallory, Sorja	2000-03*
Malone, Anita	1982-84, 1986*
Marshall, Tyaunna	2011-14*
Marrell, Penny	1976
Martin, Tiffany	1994-97*

Martinez, Milli	1999-2002*
Matlock, Shea	1996-98*
Maye, Dawnn	2011-14*
McKenzie, Paula	1975
McCallum, Candice	1998-2000*
McClure, Terri	1975-77*
McDonald, Breana	2013
McQueen, Loyal	2020-21*
Miller, Julie	1975
Miller, Mandy	1987-88*
Mitchell, Daphne	2005-08*
Mitchell, Janie	2005-08*
Monroe, Maya	2002-04*
Montgomery, Alex	2008-11*
Montgomery, Kondaia	2018-20*
Moon, Hea Ju	1987-88*
Morelock, Janice	1977*
<b>Morgan, Tonie</b>	<b>2022-</b>
Morris, Wendy	1979*
Moss, Shantrell	2005*
Munnion, Carla	1995-98*
Muir, Kelly	1997-99*

## N

Neal, Ida	1986-89*
Ngoie-Hasahya, Sandra	2011*
Nnamaka, Chioma	2005-08*
<b>Noguero, Ines</b>	<b>2022-</b>
Novotny, Shelli	1996-98*
Nwora, Ronni	2019-21

## O

O'Dell, Margaret	1975
O'Neil, Zaire	2014-18*

## P

Pacariz, Jasmina	2001-04*
Pan, Francesca	2016-20*
Pardee, Janine	1976
Peresson, Antonia	2014-18*
Phillips, April	2006*
Phillips, Cheytoria	2003-06*
Pierce, Joyce	1991-93*
Portwood, Tina	1977*
Posey, Jamie	1978-81*
Potter, Tara	1989-90*
Pugh, Kaylan	2016-18*

## Q

Quarterman, Valeria	1998*
---------------------	-------

## R

Rainwater, Karen	1978-81*
Ray, Ellen	1975
Reinhardt, Robin	1975-78*

## ALL-TIME LETTERWINNERS AND COACHES



Regins, Chelsea	2009-12*
Rodd, Tonja	1986-89*
Rogers, Roddrecka	2013-16*
Rucker, Mary	1980-82, 1984*
Ryan, Melinda	1978-80*

## S

Samborsky, Sukie	1978*
Sampson, Kristy	1977*
Sauer, Lauren	2005-06*
Scott, Chanin	2016-20*
Seeger, Kathy	1978-79*
Shanklin, Kathy	1978*
Siebenmorgen, Vicki	1977-79*
Smith, Carol	1980*
Smith, Dawn	1994-95-97*
Stewart, Alex	2000-04*
Stokes, Fallon	2001-04*
Strautmeyer, Digna	2021-22*
<b>Swartz, Cameron</b>	<b>2022-</b>
Sweeney, Cha'Ron	2016-17

## T

Tate, Bonnie	1977-79*
Tate, Regina	1998-02*
Taylor, Nariah	2013-15*
Taylor, Sharena	2010-13*
Taylor, Tabasha	2002
Terry, Kasha	2003-06*
Thigpen, Carolyn	1975
Tilford, Imani	2014-18*
Trice, Simone	2008-09*
Turner, Tabitha	2006-09*

## V

Vuckovic, Katarina	2013-17*
--------------------	----------

## W

Wagner, Sheila	1987-90*
Walker, Marielle	1985-88*
Walker, Nefertiti	2002*
Wallace, Sydney	2012-15*
Walshour, Metra	2009-12*
Weinert, Kirsten	1983-86*
Weiss, Aimee	1990-93*
Wells, Kim	1985-87*
White, Heather	1989-91*
Whiteside, Aaliyah	2013-16*
Wilkinson, Renee	1993-96*
Williams, Jacqua	2006-09*
Williams, Jessica	2003-06*
Williams, Kenya	1996-99*
Wilson, Kentrina	2004-07*
Wilson, Yvonne	1993-94*
Winn, Mallorie	2003-04*



Woodhull, LeeAnn	1980-83*
Woolcock, Shaday	2008-09*

## HEAD COACHES

Agnus Berenato	1988-2003
James P. Culpepper, Jr.	1974-80
Benny Dees	1980-81
<b>Nell Fortner</b>	<b>2019-Present</b>
MaChelle Joseph	2004-19
Bernadette McGlade	1981-88

## ASSISTANT COACHES

(since 1981)

<b>Blanche Alverson</b>	<b>2019-</b>
<b>LaSondra Barrett</b>	<b>2022-</b>
Agnus Berenato	1986-88
Octavia Blue	2010-11
<b>Tasha Butts</b>	<b>2019-</b>
Shelia Collins	1989-94
Candy Cage	1997-01
Kisha Ford	2002
Deja Foster	2013
Kim Gosnell	1993-95
Russell Harrell	1988-89
Gene Hill	2009-11
Monique Holland	1997-01
Mary Ann Ingram	1982-84
Sadiaa Jones	2006
MaChelle Joseph	2002-03
Lara Kauffman	1994-96
Brenda Mock Kirkpatrick	2003-04
Seth Kushkin	2006-07
Jim Lewis	2011
Mack McCarthy	2005
Stephanie McCormick	2004
Brandy Manning	2019-20
Sytia Messer	2005-09; 2012-13
Faye Young Miller	1988-93
Mark Miller	1998-01
Janie Mitchell	2012
Teri Moren	2008-10
Kevin Morrison	2015-18
Rob Norris	2015-18
Murriel Page	2020-22
Sasha Palmer	2018-19
Joyce Patterson	1984-85
Jonneshia Pineda	2017-19
Art Prevost	2004-05
Sam Purcell	2011-13
Debbie Richardson	1981-86, 1994-98
Mark Simons	2007-08, 2018-19
Lisa Stockton	1990-94
Karen Turner	1985-88
Michael Wholey	2013
Jeffrey Williams	2002-03
M.L. Willis	2013-17

## GRADUATE ASSISTANTS

LaQuanarisha Adams	2012-14
Mary Denkler	1984-85
Danielle Donehew	2000-01
Ashley Ebert	2003-04
Julie Ehlers	1991-92
<b>Lauren James</b>	<b>2022-</b>
Ann Lashley	1989-90
April Phillips	2014
Jonneshia Pineda	2015-17
Jamie Posey	1981-84
Metra Walshour	2014-15
Katie Wilkins	2019-21

\*Denotes Letterwinner  
**Bold denotes Active**

## ALL-TIME SERIES HISTORY

Team	W	L	First Meeting	Last Meeting	Team	W	L	First Meeting	Last Meeting
Alabama	2	5	1982-83	2017-18	Fresno State	1	0	2000-01	2000-01
Alabama A&M	1	0	2013-14	2013-14	<b>Furman</b>	<b>9</b>	<b>2</b>	<b>1977-78</b>	<b>2021-22</b>
Alabama State	7	0	2005-06	2018-19	George Washington	1	0	2018-19	2018-19
Alaska-Anchorage	0	1	1994-95	1994-95	Georgetown	1	1	2010-11	2011-12
Albany State	1	5	1975-76	1980-81	<b>Georgia</b>	<b>8</b>	<b>36</b>	<b>1974-75</b>	<b>2021-22</b>
Alcorn State	4	0	1991-92	2012-13	Georgia Baptist	5	1	1974-75	1977-78
American	0	2	1997-98	1998-99	Georgia College	3	1	1977-78	1978-79
Appalachian State	9	1	1988-89	2018-19	Georgia Southern	4	7	1979-80	2007-08
Arizona	2	0	1984-85	2009-10	Georgia Southwestern	4	0	1978-79	1982-83
Arkansas	0	2	1999-00	2004-05	<b>Georgia State</b>	<b>29</b>	<b>11</b>	<b>1975-76</b>	<b>2020-21</b>
Arkansas Little Rock	0	1	2009-10	2009-10	Gordon	2	0	1974-75	1974-75
Arkansas Pine Bluff	1	0	2005-06	2005-06	Grambling State	3	0	2004-05	2019-20
Arkansas State	1	0	2001-02	2001-02	Hampton	2	0	2009-10	2013-14
Armstrong State	4	1	1976-77	1978-79	Hawaii	1	0	1991-92	1991-92
Army	3	0	1991-92	2009-10	High Point	1	0	2015-16	2015-16
Atlanta Christian	4	0	1975-76	1975-76	Hofstra	4	0	1992-93	2021-22
<b>Auburn</b>	<b>0</b>	<b>4</b>	<b>1975-76</b>	<b>2021-22</b>	Houston	1	1	2018-19	2019-20
Auburn-Montgomery	4	0	1986-87	1989-90	Howard	1	0	1988-89	1988-89
Augusta College	1	8	1974-75	1978-79	Idaho State	1	0	2018-19	2018-19
Baylor	0	2	2011-12	2017-18	Illinois	2	0	1995-96	2013-14
<b>Belmont</b>	<b>2</b>	<b>0</b>	<b>1997-98</b>	<b>2021-22</b>	Indiana	0	1	2015-16	2015-16
Berry	0	5	1974-75	1981-82	Iona	1	0	1987-88	1987-88
Bethune Cookman	1	0	2017-18	2017-18	Iowa	2	0	2007-08	2008-09
Boise State	1	0	1989-90	1989-90	Iowa State	0	1	2007-08	2007-08
<b>Boston College</b>	<b>15</b>	<b>7</b>	<b>1991-92</b>	<b>2021-22</b>	IUPUI	1	0	2015-16	2015-16
Boston University	1	0	2021-22	2021-22	James Madison	1	0	2003-04	2003-04
Bowling Green	1	0	2010-11	2010-11	Jackson State	1	0	2007-08	2007-08
Bryan	4	0	1976-77	1977-78	Jacksonville	2	0	2006-07	2016-17
Butler	0	1	1994-95	1994-95	Jacksonville State	1	0	2010-11	2010-11
Cal Santa Barbara	1	0	1986-87	1986-87	Kansas	0	1	2021-22	2021-22
Campbell	0	1	1990-91	1990-91	Kansas State	0	2	2001-02	2002-03
Charleston Southern	5	0	1997-98	2017-18	<b>Kennesaw State</b>	<b>14</b>	<b>0</b>	<b>1982-83</b>	<b>2021-22</b>
Charlotte	1	0	2002-03	2002-03	Kentucky	0	1	2005-06	2005-06
Chattanooga	14	2	1985-86	1999-00	Lafayette	3	0	1989-90	1998-99
Chicago State	1	0	2007-08	2007-08	Lipscomb	1	0	2014-15	2014-15
Central Arkansas	2	0	2011-12	2014-15	Long Island	3	0	2001-02	2009-10
<b>Central Michigan</b>	<b>1</b>	<b>0</b>	<b>2021-22</b>	<b>2021-22</b>	Longwood	2	0	2005-06	2006-07
<b>Clemson</b>	<b>46</b>	<b>45</b>	<b>1979-80</b>	<b>2021-22</b>	LSU	0	1	2013-14	2013-14
Coastal Carolina	1	0	1987-88	1987-88	Louisiana Tech	1	0	2014-15	2014-15
College of Charleston	2	0	2005-06	2006-07	<b>Louisville</b>	<b>0</b>	<b>9</b>	<b>2014-15</b>	<b>2021-22</b>
Colorado	1	0	1984-85	1984-85	Loyola Chicago	2	0	2014-15	2015-16
Columbia	1	0	1985-86	1985-86	Loyola Marymount	1	0	1989-90	1989-90
<b>Connecticut</b>	<b>1</b>	<b>2</b>	<b>2008-09</b>	<b>2021-22</b>	Maine	1	0	1988-89	1988-89
Converse	3	0	1977-78	1984-85	Manhattan	2	0	1995-96	1996-97
Coppin State	2	0	1991-92	2013-14	Marist	2	0	1987-88	1991-92
Cornell	2	0	1994-95	2000-01	Marquette	2	0	2011-12	2012-13
Covenant	8	0	1976-77	1982-83	Mars Hill	0	1	1978-79	1978-79
Dartmouth	1	0	2000-01	2000-01	Marshall	1	0	1985-86	1985-86
Dayton	1	1	2016-17	2018-19	Maryland	18	50	1979-80	2018-19
Davidson	3	1	1997-98	2007-08	Maryland-Eastern Shore	1	0	1995-96	1995-96
DeKalb Central	0	2	1974-75	1974-75	Maryville	2	0	1976-77	1977-78
DeKalb South	2	0	1974-75	1974-75	Massachusetts	1	0	2005-06	2005-06
DePaul	1	0	2006-07	2006-07	McNeese State	1	0	2013-14	2013-14
Drake	0	1	1982-83	1982-83	Mercer	16	6	1979-80	2016-17
Drexel	1	0	1996-97	1996-97	<b>Miami (Fla.)</b>	<b>17</b>	<b>19</b>	<b>1980-81</b>	<b>2021-22</b>
<b>Duke</b>	<b>11</b>	<b>62</b>	<b>1978-79</b>	<b>2021-22</b>	Miami (Ohio)	1	0	2002-03	2002-03
East Carolina	1	2	1981-82	2002-03	Michigan	0	2	2016-17	2016-17
East Tennessee State	1	0	2021-22	2021-22	<b>Michigan State</b>	<b>1</b>	<b>1</b>	<b>2008-09</b>	<b>2014-15</b>
Eastern Washington	1	0	2001-02	2001-02	Middle Tennessee State	5	0	2010-11	2017-18
Elon	2	0	1999-00	2014-15	Minnesota	2	2	1990-91	2014-15
Emory (at Oxford)	1	0	1974-75	1974-75	Mississippi State	1	4	1999-00	2007-08
Erskine	0	1	1978-79	1978-79	Miss. Univ. for Women	2	0	1981-82	1983-84
Fairfield	1	0	1994-95	1994-95	Mississippi Valley State	4	0	2004-05	2009-10
Florida	1	0	1986-87	1986-87	Missouri	2	0	2010-11	2016-17
Florida A&M	2	0	2003-04	2008-09	Monmouth	2	0	1987-88	1999-00
Florida Atlantic	1	0	2003-04	2003-04	Morgan State	1	0	2014-15	2014-15
Florida Gulf Coast	1	0	2009-10	2009-10	Morris Brown	3	0	1976-77	2001-02
Florida International	3	0	1980-81	2012-13	Mount St. Mary's	1	0	2000-01	2000-01
<b>Florida State</b>	<b>25</b>	<b>28</b>	<b>1974-75</b>	<b>2021-22</b>	Nebraska	2	0	1991-92	2011-12
Fordham	5	0	1984-85	2002-03	New Hampshire	1	0	1995-96	1995-96
Fort Valley State	0	1	1974-75	1974-75	<b>North Carolina</b>	<b>21</b>	<b>60</b>	<b>1977-78</b>	<b>2021-22</b>

# ALL-TIME SERIES HISTORY

Team	W	L	First Meeting	Last Meeting	Team	W	L	First Meeting	Last Meeting
North Carolina A&T	1	0	2011-12	2011-12	Tulane	5	1	1977-78	2020-21
<b>North Carolina State</b>	<b>24</b>	<b>51</b>	<b>1979-80</b>	<b>2021-22</b>	Tulsa	1	1	2004-05	2005-06
UNC-Asheville	4	1	1977-78	2001-02	UAB	6	1	1985-86	2017-18
UNC-Wilmington	1	0	1990-91	1990-91	UCF	3	0	2002-03	2016-17
North Georgia	1	3	1975-76	1982-83	UCLA	0	1	1994-95	1994-95
Northern Iowa	0	1	2015-16	2015-16	USC Upstate	2	0	2007-08	2015-16
Northwestern	3	1	1992-93	2010-11	Utah State	1	0	1986-87	1980-87
<b>Notre Dame</b>	<b>1</b>	<b>16</b>	<b>1996-97</b>	<b>2021-22</b>	UTEP	1	0	2013-14	2013-14
Ohio State	0	1	2010-11	2010-11	Valdosta State	0	4	1979-80	1980-81
Oklahoma	0	1	2008-09	2008-09	Vanderbilt	2	4	1978-79	2006-07
Oklahoma State	0	2	2009-10	2013-14	Villanova	1	1	1982-83	2014-15
Old Dominion	2	2	2003-04	2011-12	<b>Virginia</b>	<b>17</b>	<b>58</b>	<b>1979-80</b>	<b>2019-20</b>
Ole Miss	0	1	2014-15	2014-15	VCU	1	0	1987-88	1987-88
Oregon	2	0	2008-09	2009-10	<b>Virginia Tech</b>	<b>12</b>	<b>8</b>	<b>2002-03</b>	<b>2021-22</b>
Pacific	0	1	1989-90	1989-90	Wagner	2	0	1984-85	2000-01
Pennsylvania	3	0	1982-83	2017-18	<b>Wake Forest</b>	<b>49</b>	<b>27</b>	<b>1979-80</b>	<b>2021-22</b>
Penn State	1	0	2009-10	2009-10	Washington	2	0	2010-11	2012-13
Pepperdine	1	0	1986-87	1986-87	Washington State	1	0	2016-17	2016-17
Piedmont	4	2	1976-77	1978-79	Weber State	1	0	1998-99	1998-99
<b>Pittsburgh</b>	<b>8</b>	<b>3</b>	<b>1999-00</b>	<b>2021-22</b>	West Georgia	2	3	1975-76	1984-85
Portland State	2	0	2010-11	2013-14	West Virginia	1	2	1983-84	2020-21
Prairie View A&M	2	0	2010-11	2015-16	Western Carolina	7	0	1984-85	2018-19
Presbyterian	2	0	1984-85	1985-86	Western Michigan	1	0	1999-00	1999-00
Princeton	4	0	2003-04	2017-18	William & Mary	3	0	1990-91	2003-04
Purdue	1	3	2006-07	2021-22	Winston-Salem State	1	0	2006-07	2006-07
Queens College	1	0	1983-84	1983-84	Winthrop	4	0	1988-89	2009-10
Quinnipiac	1	0	2012-13	2012-13	Wisconsin	1	0	2019-20	2019-20
Rice	1	0	2019-20	2019-20	Wisconsin-Green Bay	1	2	1991-92	2014-15
Richmond	2	0	1985-86	1988-89	Wisconsin-Milwaukee	1	0	2012-13	2012-13
Rider	2	1	1990-91	1993-94	Wofford	1	0	2018-19	2018-19
Rollins	1	0	1976-77	1976-77					
Rutgers	0	2	2011-12	2019-20					
Sacred Heart	1	0	2011-12	2011-12					
SIU-Edwardsville	1	0	2011-12	2011-12					
St. Francis (Pa.)	1	0	2000-01	2000-01					
St. Francis Brooklyn	4	0	1998-99	2015-16					
St. John's	1	1	2002-03	2004-05					
St. Joseph's	1	0	1993-94	1993-94					
St. Leo's	1	0	1976-77	1976-77					
St. Mary's	1	1	1996-97	1997-98					
Samford	4	0	1998-99	2016-17					
San Diego	1	1	2005-06	2006-07					
San Francisco	0	1	1989-90	1989-90					
San Jose State	1	0	1996-97	1996-97					
Santa Clara	1	1	1989-90	1991-92					
Savannah State	3	2	1974-75	2009-10					
Seton Hall	5	0	1986-87	2019-20					
Shorter	1	5	1974-75	1981-82					
SC State	1	0	2017-18	2017-18					
South Carolina	0	1	2020-21	2020-21					
<b>South Florida</b>	<b>5</b>	<b>0</b>	<b>1982-83</b>	<b>1990-91</b>					
Southeastern Louisiana	1	0	2015-16	2015-16					
Southern	0	2	1987-88	2001-02					
Southern Mississippi	2	0	1999-00	2017-18					
Southern Utah	2	0	1989-90	2013-14					
Southwest Missouri St.	1	0	2003-04	2003-04					
Spelman	6	0	1976-77	1977-78					
Stephen F. Austin	1	0	2020-21	2020-21					
Stetson	4	0	1982-83	1993-94					
<b>Syracuse</b>	<b>5</b>	<b>5</b>	<b>2012-13</b>	<b>2021-22</b>					
Temple	2	2	1989-90	2007-08					
Tennessee	0	6	1986-87	2013-14					
Tennessee State	2	0	1989-90	2010-11					
Tennessee Tech	1	0	2008-09	2008-09					
Tennessee Temple	5	3	1975-76	1978-79					
Tennessee Wesleyan	0	2	1976-77	1976-77					
Texas	0	1	2008-09	2008-09					
Texas A&M	0	1	2019-20	2019-20					
UT-Arlington	2	0	2008-09	2017-18					
Tift College	6	7	1974-75	1980-81					
Troy	2	0	2005-06	2008-09					

\*Bold indicates 2021-22 opponent



# GEORGIA TECH VS. THE CONFERENCES

<b>American</b>	<b>3-1</b>	<b>.750</b>	Oklahoma	0-1	.000	Gordon	2-0	1.000
Houston	1-1	.500	Oklahoma State	0-2	.000	New Hampshire	1-0	1.000
Tulane	1-0	1.000	Texas	0-1	.000			
UCF	1-0	1.000	West Virginia	1-0	1.000	<b>GAC</b>	<b>10-10</b>	<b>.500</b>
						Ga. Southwestern	4-0	1.000
<b>America East</b>	<b>4-0</b>	<b>1.000</b>	<b>Big East</b>	<b>14-15</b>	<b>.483</b>	North Georgia	1-3	.250
Hofstra	3-0	1.000	Boston College**	2-0	1.000	Piedmont	4-2	.667
Maine	1-0	1.000	Connecticut	1-2	.333	Shorter	1-5	.167
			DePaul	1-0	1.000	<b>Gulf South</b>	<b>4-7</b>	<b>.364</b>
<b>Atlantic Coast</b>	<b>264-435</b>	<b>.378</b>	Georgetown	1-1	.500	Miss. U. for Women	2-0	1.000
Boston College**	13-7	.650	Marquette	2-0	1.000	Valdosta State	0-4	.000
Clemson	46-45	.505	Miami (Fla.)**	0-3	.000	West Georgia	2-3	.400
Duke	11-62	.151	Notre Dame**	0-1	.000			
Florida State**	24-27	.471	Pittsburgh**	0-1	.000	<b>Horizon League</b>	<b>2-3</b>	<b>.400</b>
Louisville**	0-9	.000	Rutgers	0-1	.000	Butler	0-1	.000
Maryland**	18-49	.269	Seton Hall	5-0	1.000	Green Bay	1-2	.000
Miami (Fla.)**	17-16	.515	St. John's	1-1	.500	UW-Milwaukee	1-0	1.000
North Carolina	21-60	.259	Syracuse**	0-1	.000			
NC State	24-51	.320	Villanova	1-1	.500	<b>Ivy League</b>	<b>11-0</b>	<b>1.000</b>
Notre Dame**	1-15	.063	Virginia Tech**	0-1	.000	Columbia	1-0	1.000
Pittsburgh**	8-2	.800	West Virginia**	0-2	.000	Cornell	2-0	1.000
Syracuse **	5-4	.556				Dartmouth	1-0	1.000
Virginia	18-58	.237	<b>Big Sky</b>	<b>6-0</b>	<b>1.000</b>	Pennsylvania	3-0	1.000
Virginia Tech**	12-7	.632	Eastern Wash.	1-0	1.000	Princeton	4-0	1.000
Wake Forest	49-27	.645	Idaho State	1-0	1.000			
			Portland State	2-0	1.000	<b>MAAC</b>	<b>8-1</b>	<b>.888</b>
<b>Atlantic Sun</b>	<b>59-18</b>	<b>.763</b>	Southern Utah	1-0	1.000	Fairfield	1-0	1.000
Campbell	0-1	.000	Weber State	1-0	1.000	Iona	1-0	1.000
Florida Atlantic	1-0	1.000				Manhattan	2-0	1.000
Florida Gulf Coast	1-0	1.000	<b>Big South</b>	<b>16-1</b>	<b>.941</b>	Marist	2-0	1.000
Fla. International**	1-0	1.000	Charleston Southern	5-0	1.000	Rider	2-1	.667
Georgia State**	17-11	.607	Coastal Carolina	1-0	1.000			
Jacksonville	2-0	1.000	Elon	1-0	1.000	<b>MEAC</b>	<b>13-0</b>	<b>1.000</b>
Kennesaw State**	13-0	1.000	High Point	1-0	1.000	Bethune Cookman	1-0	1.000
Lipscomb	1-0	1.000	UNC Asheville	4-1	.800	Coppin State	2-0	1.000
Mercer	14-6	.700	Winthrop	4-0	1.000	Florida A&M	2-0	1.000
Samford	2-0	1.000				Hampton	2-0	1.000
Stetson	4-0	1.000	<b>Big West</b>	<b>3-1</b>	<b>.750</b>	Howard	1-0	1.000
UCF	2-0	1.000	Boise State**	1-0	1.000	Md.-Eastern Shore	1-0	1.000
USC Upstate	1-0	1.000	Cal Santa Barbara	1-0	1.000	Morgan State	1-0	1.000
			Pacific	0-1	.000	North Carolina A&T	1-0	1.000
<b>Atlantic 10</b>	<b>11-3</b>	<b>.786</b>	Utah State	1-0	1.000	SC State	1-0	1.000
Dayton	1-1	.500				Winston-Salem St.	1-0	1.000
Fordham	5-0	1.000	<b>Colonial</b>	<b>19-4</b>	<b>.826</b>			
George Washington	1-0	1.000	American	0-2	.000	<b>Metro</b>	<b>1-1</b>	<b>.500</b>
UMass	1-0	1.000	Drexel	1-0	1.000	Florida State**	1-1	.500
St. Joseph's	1-0	1.000	Georgia State**	7-0	1.000			
Temple	2-2	.500	Hofstra	1-0	1.000	<b>Mid American</b>	<b>5-0</b>	<b>1.000</b>
			James Madison	1-0	1.000	Bowling Green	1-0	1.000
<b>Big Ten</b>	<b>14-13</b>	<b>.519</b>	UNC Wilmington	1-0	1.000	Central Michigan	1-0	1.000
Illinois	2-0	1.000	Old Dominion	2-2	.500	Marshall	1-0	1.000
Indiana	0-1	.000	Richmond	2-0	1.000	Miami (Ohio)	1-0	1.000
Iowa	2-0	1.000	VCU	1-0	1.000	Western Michigan	1-0	1.000
Maryland	0-1	.000	William & Mary	3-0	1.000			
Michigan	0-2	.000				<b>Mid-Continent</b>	<b>1-0</b>	<b>1.000</b>
Michigan State	1-1	.500	<b>Conference USA</b>	<b>26-3</b>	<b>.897</b>	Southern Utah	1-0	1.000
Minnesota	2-2	.500	Charlotte	1-0	1.000			
Nebraska**	1-0	1.000	East Carolina	1-2	.333	<b>Missouri Valley</b>	<b>4-2</b>	<b>.667</b>
Northwestern	3-1	.750	Louisiana Tech	1-0	1.000	Belmont	1-0	1.000
Ohio State	0-1	.000	Middle Tennessee	3-0	1.000	Drake	0-1	.000
Penn State	1-0	1.000	Rice	1-0	1.000	Loyola Chicago	2-0	1.000
Purdue	1-3	.250	South Florida	5-0	1.000	Northern Iowa	0-1	.000
Rutgers	0-1	.000	Southern Mississippi	2-0	1.000	SW Missouri St.	1-0	1.000
Wisconsin	1-0	1.000	Tulane	4-0	1.000			
			Tulsa**	1-0	1.000	<b>Northeast</b>	<b>15-0</b>	<b>1.000</b>
<b>Big 12</b>	<b>2-10</b>	<b>.167</b>	UAB	6-1	.857	Long Island	3-0	1.000
Baylor	0-2	.000	UTEP	1-0	1.000	Monmouth	2-0	1.000
Colorado**	1-0	1.000				Mount Saint Mary's	1-0	1.000
Iowa State	0-1	.000	<b>CVAC</b>	<b>1-1</b>	<b>.500</b>	Quinnipiac**	1-0	1.000
Kansas	0-1	.000	Erskine	0-1	.000	Sacred Heart	1-0	1.000
Kansas State	0-2	.000	Queens College	1-0	1.000	St. Francis (Pa.)	1-0	1.000
Missouri**	1-0	1.000				St. Francis (N.Y.)	4-0	1.000
Nebraska**	1-0	1.000	<b>ECAC</b>	<b>3-0</b>	<b>1.000</b>			

# GEORGIA TECH VS. THE CONFERENCES

Wagner 2-0 1.000

## Ohio Valley 4-0 1.000

Jacksonville State 1-0 1.000  
Tennessee State 2-0 1.000  
SIU-Edwardsville 1-0 1.000

## Pacific West 0-1 .000

Alaska-Anchorage 0-1 .000

## Pacific-12 7-1 .875

Arizona 2-0 1.000  
Oregon 2-0 1.000  
UCLA 0-1 .000  
Washington 2-0 1.000  
Washington State 1-0 1.000

## Patriot 7-0 1.000

Army 3-0 1.000  
Boston U. 1-0 1.000  
Lafayette 3-0 1.000

## Peachbelt 10-10 .500

Armstrong State 4-1 .800  
Augusta College 1-8 .111  
Georgia College 3-1 .750  
Kennesaw State\*\* 1-0 1.000  
USC Upstate 1-0 1.000

## SIAC 1-8 .111

Albany State 1-5 .833  
Fort Valley State 0-1 .000  
Savannah\*\* 0-2 .000

## South Atlantic 2-1 .667

Mars Hill 0-1 .000  
Presbyterian 2-0 1.000

## Southeastern 15-65 .188

Alabama 2-5 .286  
Arkansas 0-2 .000  
Auburn 0-4 .000  
Florida 1-0 1.000  
Georgia 8-36 .182  
Kentucky 0-1 .000  
LSU 0-1 .000  
Mississippi State 1-4 .200  
Missouri\*\* 1-0 1.000  
Tennessee 0-6 .000  
Texas A&M 0-1 .000  
South Carolina 0-1 .000  
Vanderbilt 2-4 .333

## Southern 55-13 .809

Appalachian State\*\* 6-1 .833  
Chattanooga 14-2 .867  
Coll. of Charleston 2-0 1.000  
Davidson 3-1 .500  
East Tenn. State 6-0 1.000  
Furman 9-2 .818  
Georgia Southern 4-7 .300  
Mercer 1-0 1.000  
Samford 2-0 1.000  
Western Carolina 7-0 1.000  
Wofford 1-0 1.000

## Southland 6-0 1.000

Central Arkansas 2-0 1.000  
McNeese State 1-0 1.000  
Southeastern Louisiana 1-0 1.000  
Stephen F. Austin 1-0 1.000  
UT-Arlington 1-0 1.000

## SWAC 23-2 .920

Alabama A&M 1-0 1.000  
Alabama State 7-0 1.000  
Alcorn State 4-0 1.000  
Arkansas Pine Bluff 1-0 1.000  
Grambling State 3-0 1.000  
Jackson State 1-0 1.000  
Miss. Valley State 4-0 1.000  
Prairie View A&M 2-0 1.000  
Southern 0-2 .000

## Sun Belt 16-1 .941

Appalachian State\*\* 3-0 1.000  
Ark. Little Rock 0-1 .000  
Arkansas State 1-0 1.000  
Florida International 2-0 1.000  
Georgia State\*\* 5-0 1.000  
Middle Tenn. State 2-0 1.000  
Texas Arlington 1-0 1.000  
Troy 2-0 1.000

## Sunshine State 2-0 1.000

Rollins 1-0 1.000  
St. Leo's 1-0 1.000

## Summit 1-0 1.000

IUPUI 1-0 1.000

## Transouth 0-5 .000

Berry 0-5 .000

## Western Athletic 3-1 .750

Fresno State 1-0 1.000  
Hawaii 1-0 1.000  
San Jose State 1-0 1.000  
Tulsa\*\* 0-1 .000

## West Coast 5-4 .556

Loyola Marymount 1-0 1.000  
Pepperdine 1-0 1.000  
St. Mary's 1-1 .500  
San Diego 1-1 .500  
San Francisco 0-1 .000  
Santa Clara 1-1 .500

## Independent 25-3 .893

Auburn-Montgomery 4-0 1.000  
Belmont 1-0 1.000  
Chicago State 1-0 1.000  
Longwood 2-0 1.000  
Morris Brown 3-0 1.000  
Savannah State 3-0 1.000  
Spelman 6-0 1.000  
Tennessee Temple 5-3 .625

## Division II 7-0 1.000

Atlanta Christian 4-0 1.000  
Converse 3-0 1.000

## Division III 2-0 1.000

Maryville 2-0 1.000

## NAIA 12-2 .857

Bryan 4-0 1.000  
Covenant 8-0 1.000  
Tenn. Wesleyan 0-2 .000

\*\* Record against teams as members of conference.

## FORTNER AGAINST OPPONENTS

Opponent	Wins	Losses	Pct.
Alabama	13	3	.813
Alabama A&M	3	0	1.000
Alabama State	1	0	1.000
Arizona State	1	0	1.000
Arkansas	7	5	.583
Auburn	0	1	.000
Ball State	1	0	1.000
Belmont	2	0	1.000
Boston College	2	2	.500
Boston University	1	0	1.000
Buffalo	1	0	1.000
California-Davis	1	0	1.000
California-Riverside	2	0	1.000
Central Michigan	1	0	1.000
Central Connecticut State	1	0	1.000
Charlotte	1	0	1.000
Chicago State	1	0	1.000
Clemson	7	0	1.000
Colgate	1	0	1.000
Coppin State	1	0	1.000
Connecticut	1	0	1.000
Davidson	1	0	1.000
Detroit	1	0	1.000
Duke	1	5	.167
Duquesne	1	0	1.000
ETSU	2	0	1.000
Florida	6	6	.500
Florida A&M	1	0	1.000
Florida International	1	1	.500
Florida State	5	3	.625
Furman	2	0	1.000
George Mason	1	0	1.000
Georgia Washington	4	3	.571
Georgia	6	7	.462
Georgia Southern	2	0	1.000
Georgia State	2	0	1.000
Grambling State	2	0	1.000
Hofstra	1	0	1.000
Houston	1	0	1.000
Illinois	2	0	1.000
Indiana	0	2	.000
Iowa	2	0	1.000
Jackson State	1	0	1.000
Jacksonville State	3	1	.750
James Madison	1	0	1.000
Kansas	0	2	.000
Kansas State	0	1	.000
Kennesaw State	2	0	1.000
Kent State	0	1	.000
Kentucky	5	7	.417
Lehigh	1	0	1.000
Liberty	2	0	1.000
LSU	3	8	.273
Louisiana-Lafayette	1	0	1.000
Louisville	0	4	.000
Loyola	1	0	1.000
Loyola Marymount	1	0	1.000
Marist	0	1	.000
Marquette	0	1	.000
Maryland	1	0	1.000
Maryland-Eastern Shore	1	0	1.000
Mercer	2	0	1.000
Miami (Fla.)	5	3	.625
Michigan	2	0	1.000
Michigan State	1	1	.500
Minnesota	1	0	1.000
Mississippi State	6	5	.545
Monmouth	1	0	1.000
Nevada	1	0	1.000
New Orleans	1	0	1.000
North Carolina	1	2	.333
North Carolina A&T	2	0	1.000
North Carolina State	2	4	.333
Northwestern	1	1	.500
Notre Dame	2	4	.333
Oakland	2	0	1.000
Ole Miss	7	5	.583
Old Dominion	0	2	.000
Ohio	1	0	1.000
Ohio State	3	0	1.000
Penn State	1	0	1.000
Pittsburgh	4	0	1.000
Providence	1	0	1.000
Purdue	0	3	.000
Rice	2	1	.667
Rhode Island	1	0	1.000
Rutgers	0	2	.000
Saint Joseph's	0	1	.000
Sacred Heart	0	1	.000
Sam Houston State	2	0	1.000
San Diego State	0	1	.000
Seton Hall	2	0	1.000
South Alabama	2	0	1.000
South Carolina	6	7	.462
South Florida	1	1	.500
Stanford	0	1	.000
Stephen F. Austin	3	0	1.000
Syracuse	4	0	1.000
Temple	1	3	.250
Tennessee	2	11	.154
Tennessee-Chattanooga	1	1	.500
Tennessee Tech	1	0	1.000
Texas A&M	0	3	.000
Texas Pan-American	1	0	1.000
Toledo	0	1	.000
Troy	3	0	1.000
Tulane	2	0	1.000
University of Alabama-Birmingham	3	0	1.000
USC-Upstate	1	0	1.000
Valparaiso	1	0	1.000
Vanderbilt	0	12	.000
Virginia	2	0	1.000
Virginia Tech	2	2	.500
Wake Forest	5	2	.714
West Virginia	1	0	1.000
Western Carolina	2	0	1.000
Western Michigan	1	0	1.000
Winston-Salem State	2	0	1.000
Wisconsin	2	1	.667
Wisconsin-Green Bay	0	1	.000
Xavier	1	2	.333
<b>Total</b>	<b>220</b>	<b>148</b>	<b>.598</b>

## SERIES HISTORY

## ALABAMA

## ALABAMA LEADS 5-2

DATE	H/A	RESULT	SCORE
11/23/82	h	L	56-63
11/30/83	a	L	49-79
12/29/92	n	L	101-103 (ot)
12/18/15	a	W	70-58
12/17/16	a	L	65-67
3/26/17	h	W	76-66
3/22/18	a	L	59-61

## SERIES

Home: 1-1, Away: 1-3, Neutral: 0-0

## ALABAMA A&amp;M

## GT LEADS 1-0

DATE	H/A	RESULT	SCORE
12/7/13	h	W	93-56

## SERIES

Home: 1-0, Away: 0-0, Neutral: 0-0

## ALABAMA STATE

## GT LEADS 7-0

DATE	H/A	RESULT	SCORE
12/30/05	h	W	76-46
11/11/11	h	W	97-37
12/29/13	h	W	99-58
12/17/14	h	W	77-53
11/24/15	h	W	80-54
11/13/16	h	W	70-48
2/5/18	h	W	69-42

## SERIES

Home: 7-0, Away: 0-0, Neutral: 0-0

## ALASKA ANCHORAGE

## ALASKA ANCHORAGE LEADS 1-0

DATE	H/A	RESULT	SCORE
12/20/94	a	L	85-87

## SERIES

Home: 0-0, Away: 0-1, Neutral: 0-0

## ALBANY STATE

## ALBANY STATE LEADS 1-5

DATE	H/A	RESULT	SCORE
1975-76		L	33-93
		L	22-105
1/3/80	h	L	74-75
1/26/80	a	L	84-89
1/14/81	a	L	73-85
1/28/81	h	W	74-69

## SERIES

Home: 1-1, Away: 0-2, Neutral: 0-0

## ALCORN STATE

## GT LEADS 4-0

DATE	H/A	RESULT	SCORE
11/22/91	n	W	98-69
12/31/04	h	W	62-43
12/29/06	h	W	76-54
12/16/12	h	W	76-49

## SERIES

Home: 3-0, Away: 0-1, Neutral: 1-0

## AMERICAN

## AMERICAN LEADS 2-0

DATE	H/A	RESULT	SCORE
11/15/97	a	L	66-82
11/15/98	h	L	67-87

## SERIES

Home: 0-1, Away: 0-1, Neutral: 0-0

## APPALACHIAN STATE

## GT LEADS 9-1

DATE	H/A	RESULT	SCORE
12/13/88	h	L	59-83
2/14/92	a	W	95-73
12/18/92	h	W	110-72
1/1/96	h	W	95-68
12/3/96	a	W	88-80(ot)
11/27/05	h	W	68-45
11/14/06	a	W	79-53
12/11/16	h	W	81-52
11/10/17	a	W	75-41
11/11/18	h	W	71-53

## SERIES

Home: 5-1, Away: 4-0, Neutral: 0-0

## ARIZONA

## GT LEADS 2-0

DATE	H/A	RESULT	SCORE
1/7/85	h	W	65-59
12/20/09	h	W	70-48

## SERIES

Home: 2-0, Away: 0-0, Neutral: 0-0

## ARKANSAS

## ARKANSAS LEADS 2-0

DATE	H/A	RESULT	SCORE
3/21/00	a	L	67-78
2/13/05	n	L	59-71

## SERIES

Home: 0-0, Away: 0-1, Neutral: 0-1

## ARKANSAS LITTLE ROCK

## ALR LEADS 1-0

DATE	H/A	RESULT	SCORE
3/21/10	n	L	53-63

## SERIES

Home: 0-0, Away: 0-0, Neutral: 0-1

## ARKANSAS-PINE BLUFF

## GT LEADS 1-0

DATE	H/A	RESULT	SCORE
11/20/05	h	W	74-36

## SERIES

Home: 1-0, Away: 0-0, Neutral: 0-0

## ARKANSAS STATE

## GT LEADS 1-0

DATE	H/A	RESULT	SCORE
12/1/01	n	W	77-52

## SERIES

Home: 0-0, Away: 0-0, Neutral: 1-0

## ARMSTRONG STATE

## GT LEADS 4-1

DATE	H/A	RESULT	SCORE
1976-77		W	57-54
1977-78		W	90-36

1/6/79	a	W	90-73
1/27/79	h	W	80-71
		L	51-61

## SERIES

Home: 0-1, Away: 1-0, Neutral: 0-0

## ARMY

## GT LEADS 3-0

DATE	H/A	RESULT	SCORE
12/5/91	a	W	71-55
12/21/94	n	W	85-51
1/2/10	h	W	76-47

## SERIES

Home: 1-0, Away: 1-0, Neutral: 1-0

## ATLANTA CHRISTIAN

## GT LEADS 4-0

DATE	H/A	RESULT	SCORE
1975-76		W	55-23
		W	90-14
1976-77		W	93-52
		W	99-34

## SERIES

Home: 0-0, Away: 0-0, Neutral: 0-0

## AUBURN

## AUBURN LEADS 4-0

DATE	H/A	RESULT	SCORE
1975-76		L	28-89
		L	28-78
12/30/97	h	L	41-70
11/21/21	h	L	51-59

## SERIES

Home: 0-2, Away: 0-0, Neutral: 0-0

## AUBURN-MONTGOMERY

## GT LEADS 4-0

DATE	H/A	RESULT	SCORE
12/30/86	h	W	74-58
2/10/88	h	W	89-72
2/13/89	h	W	80-57
1/8/90	h	W	89-63

## SERIES

Home: 4-0, Away: 0-0, Neutral: 0-0

## AUGUSTA COLLEGE

## AUGUSTA COLLEGE LEADS 8-1

DATE	H/A	RESULT	SCORE
1974-75		L	14-67
		L	26-49
1975-76		L	20-80
		L	28-71
1976-77		L	47-48
1977-78		L	65-84
		W	78-62
1/5/79	a	L	54-58
2/8/79	h	L	72-73

## SERIES

Home: 0-1, Away: 0-1, Neutral: 0-0

## BAYLOR

## BAYLOR LEADS 2-0

DATE	H/A	RESULT	SCORE
3/24/12	n	L	68-83
11/25/17	n	L	57-80

## SERIES

Home: 0-0, Away: 0-0, Neutral: 0-2

## BELMONT

## GT LEADS 2-0

DATE	H/A	RESULT	SCORE
1/24/98	h	W	76-64
11/14/21	h	W	58-45

## SERIES

Home: 2-0, Away: 0-0, Neutral: 0-0

## BERRY

## BERRY LEADS 5-0

DATE	H/A	RESULT	SCORE
1974-75		L	31-105
1975-76		L	13-107
	n	L	41-109
1978-79	n	L	68-92
11/24/81	h	L	61-82

## SERIES

Home: 0-1, Away: 0-0, Neutral: 0-2

## BETHUNE COOKMAN

## GT LEADS 1-0

DATE	H/A	RESULT	SCORE
3/15/18	h	W	85-32

## SERIES

Home: 1-0, Away: 0-0, Neutral: 0-0

## BOISE STATE

## GT LEADS 1-0

DATE	H/A	RESULT	SCORE
2/25/90	n	W	93-66

## SERIES

Home: 0-0, Away: 0-0, Neutral: 1-0

## BOSTON COLLEGE

## GT LEADS 15-7

DATE	H/A	RESULT	SCORE
12/28/91	n	W	97-61
11/29/97	h	W	81-79
2/9/06	a	L	55-57
1/25/07	h	W	60-49
2/18/08	a	L	53-62
1/8/09	h	L	64-65(ot)
1/17/10	a	L	51-77
1/23/11	h	W	67-54
1/15/12	a	W	68-58
2/19/12	h	W	85-48
3/3/13	a	L	68-74
3/2/14	h	W	84-74
1/8/15	a	W	80-77
1/31/16	h	W	62-56
1/12/17	a	W	71-67
3/1/17	n	W	71-67
2/8/18	h	W	67-43
1/3/19	a	W	81-76
1/19/20	h	L	55-48
12/9/20	h	W	86-68
2/21/21	a	L	43-49
1/27/22	h	W	68-49

## SERIES

Home: 9-2, Away: 4-5, Neutral: 2-0

## BOSTON UNIVERSITY

## GT LEADS 1-0

DATE	H/A	RESULT	SCORE
12/21/21	h	W	78-49

## SERIES

Home: 1-0, Away: 0-0, Neutral: 0-0



## SERIES HISTORY

## BOWLING GREEN

## GT LEADS 1-0

DATE	H/A	RESULT	SCORE
3/19/11	n	W	69-58

## SERIES

Home: 0-0, Away: 0-0, Neutral: 1-0

## BRYAN

## GT LEADS 4-0

DATE	H/A	RESULT	SCORE
1976-77		W	51-39
		W	57-46
1977-78		W	55-29
		W	81-44

## SERIES

Home: 0-0, Away: 0-0, Neutral: 0-0

## BUTLER

## BUTLER LEADS 1-0

DATE	H/A	RESULT	SCORE
12/2/94	h	L	66-67

## SERIES

Home: 0-1, Away: 0-0, Neutral: 0-0

## CAL SANTA BARBARA

## GT LEADS 1-0

DATE	H/A	RESULT	SCORE
11/28/86	h	W	84-48

## SERIES

Home: 1-0, Away: 0-0, Neutral: 0-0

## CAMPBELL

## CAMPBELL LEADS 1-0

DATE	H/A	RESULT	SCORE
12/20/90	n	L	75-82

## SERIES

Home: 0-0, Away: 0-0, Neutral: 0-1

## CENTRAL ARKANSAS

## GT LEADS 2-0

DATE	H/A	RESULT	SCORE
12/21/11	n	W	67-61
12/14/14	h	W	88-50

## SERIES

Home: 1-0, Away: 0-0, Neutral: 1-0

## CENTRAL FLORIDA

## GT LEADS 3-0

DATE	H/A	RESULT	SCORE
12/15/02	a	W	62-58
12/14/03	h	W	70-48
3/19/17	h	W	63-51

## SERIES

Home: 2-0, Away: 1-0, Neutral: 0-0

## CENTRAL MICHIGAN

## GT LEADS 1-0

DATE	H/A	RESULT	SCORE
11/9/21	A	W	74-40

## SERIES

Home: 0-0, Away: 1-0, Neutral: 0-0

## CHARLESTON SOUTHERN

## GT LEADS 5-0

DATE	H/A	RESULT	SCORE
11/28/97	h	W	87-64
12/7/99	h	W	103-65
1/30/01	h	W	94-65
1/29/02	h	W	79-52
12/19/17	h	W	78-51

## SERIES

Home: 5-0, Away: 0-0, Neutral: 0-0

## CHARLOTTE

## GT LEADS 1-0

DATE	H/A	RESULT	SCORE
11/15/02	h	W	67-57

## SERIES

Home: 1-0, Away: 0-0, Neutral: 0-0

## CHATTANOOGA

## GT LEADS 14-2

DATE	H/A	RESULT	SCORE
11/30/85	h	L	69-76
2/5/86	h	W	82-77
12/2/86	h	W	69-60
2/28/88	a	L	76-79
1/2/89	h	W	74-71
12/31/89	a	W	94-82
1/16/91	h	W	98-73
11/30/91	h	W	114-57
2/24/93	a	W	68-67(ot)
1/5/94	h	W	71-70
12/15/94	a	W	74-71
12/13/95	h	W	81-62
1/8/97	a	W	72-56
12/1/97	h	W	70-42
12/16/98	a	W	94-60
3/18/00	a	W	81-74

## SERIES

Home: 8-1, Away: 6-1, Neutral: 0-0

## CHICAGO STATE

## GT LEADS 1-0

DATE	H/A	RESULT	SCORE
12/29/07	h	W	57-31

## SERIES

Home: 1-0, Away: 0-0, Neutral: 0-0

## CLEMSON

## GT LEADS 46-45

DATE	H/A	RESULT	SCORE
1/31/80	a	L	67-103
1/7/81	h	L	53-75
12/14/81	a	L	50-72
2/26/82	n	L	54-62
1/27/83	h	L	67-79
2/5/83	a	L	66-84
1/11/84	a	L	70-82
1/25/84	h	L	72-79
1/9/85	h	L	81-84(ot)
2/11/85	a	L	75-95
12/16/85	h	L	80-90
1/18/86	a	L	73-84
1/22/87	a	W	81-78
2/23/87	h	W	82-66
1/27/88	a	L	72-94
2/3/88	h	L	74-90
1/18/89	a	L	56-83
2/22/89	h	L	62-89
3/4/89	n	L	74-94
1/24/90	a	L	69-77
2/12/90	h	L	75-80
1/23/91	h	L	61-62

2/11/91	a	L	64-76
1/22/92	h	L	69-73
2/4/92	a	W	59-57
3/8/92	n	W	74-73
12/16/92	h	W	86-68 (Omni)
1/26/93	a	L	80-85
3/6/93	n	L	66-87
1/26/94	a	L	52-77
2/25/94	h	L	51-55
1/26/95	a	L	56-68
2/25/95	h	W	68-60
1/25/96	h	W	55-38
2/25/96	a	W	72-62
1/13/97	h	L	59-67
2/8/97	a	L	50-52
1/22/98	a	L	56-79
2/22/98	h	L	58-89
1/10/99	h	L	56-61
2/11/99	a	L	41-69
12/4/99	h	W	81-62
1/31/00	a	L	43-72
1/18/01	h	L	64-72
2/19/01	a	L	49-68
1/26/02	h	W	83-78
2/21/02	a	L	65-68
1/23/03	a	W	89-78(ot)
2/23/03	a	W	78-63
1/18/04	h	L	61-75
2/19/04	a	L	47-59
1/26/05	h	W	53-48
2/24/05	a	L	49-58
1/8/06	a	L	63-72
1/29/06	h	W	83-64
1/7/07	a	W	63-57
2/19/07	h	W	62-59
2/24/08	a	W	74-58
2/1/09	h	W	49-41
2/22/09	a	W	89-54
3/5/09	n	L	69-81
1/11/10	h	W	72-58
2/8/10	a	W	68-53
1/9/11	a	W	64-53
2/17/11	h	W	72-46
1/29/12	a	W	63-54
2/26/12	h	W	62-50
1/6/13	a	W	81-59
2/28/13	h	W	74-48
1/8/14	a	W	89-68
1/30/14	h	L	79-80(ot)
1/4/15	h	W	74-66
2/22/15	a	W	71-59
3/4/15	n	W	80-53
1/24/16	a	W	76-63
2/14/16	h	W	77-48
1/29/17	a	L	61-62
2/23/17	h	W	72-58
12/31/17	h	W	66-33
2/4/18	a	W	60-48
2/28/18	n	W	61-52
1/17/19	a	L	61-71
2/21/19	h	W	75-53
1/12/20	h	W	49-47
3/1/20	a	W	56-44
1/7/21	a	W	67-55
2/4/21	h	W	71-69
3/5/21	n	W	60-57
1/30/22	a	W	69-62
2/13/22	h	W	92-84 (ot)

## SERIES

Home: 22-17, Away: 18-24, Neutral: 4-4

## COASTAL CAROLINA

## GT LEADS 1-0

DATE	H/A	RESULT	SCORE
2/22/88	h	W	92-60

## SERIES

Home: 1-0, Away: 0-0, Neutral: 0-0

## COLLEGE OF CHARLESTON

## GT LEADS 2-0

DATE	H/A	RESULT	SCORE
11/23/05	h	W	66-50
12/20/06	a	W	82-50

## SERIES

Home: 1-0, Away: 1-0, Neutral: 0-0

## COLORADO

## GT LEADS 1-0

DATE	H/A	RESULT	SCORE
11/21/84	h	W	76-56

## SERIES

Home: 1-0, Away: 0-0, Neutral: 0-0

## CONNECTICUT

## UCONN LEADS 2-1

DATE	H/A	RESULT	SCORE
11/16/08	a	L	71-82
11/21/10	h	L	51-71
12/9/21	h	W	57-44

## SERIES

Home: 1-1, Away: 0-1, Neutral: 0-0

## COLUMBIA

## GT LEADS 1-0

DATE	H/A	RESULT	SCORE
1/22/86	h	W	87-69

## SERIES

Home: 1-0, Away: 0-0, Neutral: 0-0

## CONVERSE

## GT LEADS 3-0

DATE	H/A	RESULT	SCORE
1977-78		W	83-62
		W	86-67
12/1/84	h	W	116-31

## SERIES

Home: 1-0, Away: 0-0, Neutral: 0-0

## COPPIN STATE

## GT LEADS 2-0

DATE	H/A	RESULT	SCORE
1/15/92	h	W	100-42
11/8/13	h	W	79-57

## SERIES

Home: 2-0, Away: 0-0, Neutral: 0-0

## CORNELL

## GT LEADS 2-0

DATE	H/A	RESULT	SCORE
12/3/94	h	W	90-66
11/24/00	h	W	74-68

## SERIES

Home: 2-0, Away: 0-0, Neutral: 0-0

## COVENANT

## GT LEADS 8-0

DATE	H/A	RESULT	SCORE
1976-77		W	62-26
		W	59-37
1977-78		W	85-52
		W	69-50
1978-79	h	W	90-60
2/12/79	a	W	92-65
12/1/81	h	W	75-36

## SERIES HISTORY

11/29/82 W forfeit

## SERIES

Home: 2-0, Away: 1-0, Neutral: 0-0

## DARTMOUTH

## GT LEADS 1-0

DATE	H/A	RESULT	SCORE
12/17/00	h	W	79-62

## SERIES

Home: 1-0, Away: 0-0, Neutral: 0-0

## DAVIDSON

## GT LEADS 3-1

DATE	H/A	RESULT	SCORE
12/3/97	h	L	72-90
11/21/98	a	W	88-70
12/2/03	h	W	60-54
11/9/07	h	W	69-50

## SERIES

Home: 2-1, Away: 1-0, Neutral: 0-0

## DAYTON

## SERIES TIED 1-1

DATE	H/A	RESULT	SCORE
11/25/16	n	W	81-62
12/21/18	n	L	66-85

## SERIES

Home: 0-0, Away: 0-0, Neutral: 1-1

## DEKALB CENTRAL

## DEKALB CENTRAL LEADS 2-0

DATE	H/A	RESULT	SCORE
1974-75		L	25-83
		L	49-94

## SERIES

Home: 0-0, Away: 0-0, Neutral: 0-0

## DEKALB SOUTH

## GT LEADS 2-0

DATE	H/A	RESULT	SCORE
1974-75		W	56-48
		W	56-45

## SERIES

Home: 0-0, Away: 0-0, Neutral: 0-0

## DEPAUL

## GT LEADS 1-0

DATE	H/A	RESULT	SCORE
3/17/07	n	W	55-54

## SERIES

Home: 0-0, Away: 0-0, Neutral: 1-0

## DRAKE

## DRAKE LEADS 1-0

DATE	H/A	RESULT	SCORE
2/25/83	n	L	63-83

## SERIES

Home: 0-0, Away: 0-0, Neutral: 0-1

## DREXEL

## GT LEADS 1-0

DATE	H/A	RESULT	SCORE
11/28/96	h	W	84-65

## SERIES

Home: 1-0, Away: 0-0, Neutral: 0-0

## DUKE

## DUKE LEADS 62-11

DATE	H/A	RESULT	SCORE
1/13/79	a	L	55-70
1/21/80	h	L	71-72
2/6/81	a	L	51-74
11/27/81	a	L	50-62
2/6/82	h	W	64-61
1/3/83	h	L	43-55
1/31/83	a	L	40-80
1/7/84	h	L	72-74
2/11/84	a	L	61-69
1/12/85	h	L	58-65
1/25/85	a	L	67-75
1/11/86	h	L	69-78
1/25/86	a	L	61-77
1/26/87	a	L	66-85
2/7/87	h	L	72-86
1/15/88	a	L	71-77(ot)
1/30/88	h	L	71-80
1/28/89	a	W	97-94(ot)
2/25/89	h	L	71-78
1/13/90	a	L	68-72
1/27/90	h	W	78-74
1/26/91	h	L	79-93
2/24/91	a	L	76-89
1/3/92	a	L	76-80
3/2/92	h	W	75-53
1/29/93	a	W	86-80(ot)
2/26/93	h	W	72-67
1/14/94	a	L	59-77
2/27/94	h	W	61-56
1/18/95	h	L	71-80
2/18/95	a	L	68-77
1/17/96	a	L	66-78
2/17/96	h	L	55-70
12/12/96	a	L	65-74
1/27/97	h	L	58-83
1/4/98	a	L	56-87
2/5/98	h	L	55-58
2/27/98	n	L	56-100
1/7/99	a	L	46-113
2/7/99	h	L	73-74
1/9/00	h	L	45-64
2/11/00	a	L	51-83
3/5/00	n	L	56-77
1/11/01	a	L	83-86
2/12/01	h	L	54-74
12/30/01	h	L	60-76
1/31/02	a	L	50-86
1/13/03	h	L	59-79
2/13/03	a	L	43-82
3/9/03	n	L	52-76
1/8/04	h	L	45-77
2/7/04	a	L	41-81
1/17/05	a	L	59-82
2/20/05	h	L	55-73
1/11/06	h	L	59-67
1/10/07	a	L	51-83
1/24/08	h	L	47-73
1/25/09	a	L	34-60
2/19/10	h	L	50-64
3/6/10	n	L	55-67
1/21/11	a	L	32-69
3/5/11	n	L	66-74
1/18/12	h	L	62-79
12/6/12	a	L	52-85
1/5/14	h	L	47-64
3/7/14	n	L	52-82
2/26/15	h	W	71-62
2/21/16	a	W	64-59
1/5/17	h	L	68-75
2/1/18	a	L	59-77
1/10/19	h	W	70-64
1/26/20	a	L	58-46
2/1/22	a	W	59-46

## SE/RIES

Home: 7-26, Away: 4-30, Neutral: 0-6

## EAST CAROLINA

## EAST CAROLINA LEADS 2-1

DATE	H/A	RESULT	SCORE
1/24/82	h	L	46-80
2/5/84	a	L	56-61(ot)
12/31/02	h	W	88-75

## SERIES

Home: 1-1, Away: 0-1, Neutral: 0-0

## EAST TENNESSEE ST

## GT LEADS 6-0

DATE	H/A	RESULT	SCORE
11/24/90	h	W	89-62
2/3/93	h	W	88-55
2/9/94	a	W	88-73
11/29/02	h	W	85-35
12/15/19	h	W	87-48
11/17/21	a	W	65-42

## SERIES

Home: 4-0, Away: 2-0, Neutral: 0-0

## EASTERN WASHINGTON

## GT LEADS 1-0

DATE	H/A	RESULT	SCORE
11/24/01	h	W	91-36

## SERIES

Home: 1-0, Away: 0-0, Neutral: 0-0

## ELON

## GT LEADS 2-0

DATE	H/A	RESULT	SCORE
11/26/99	h	W	85-53
3/19/15	h	W	80-53

## SERIES

Home: 2-0, Away: 0-0, Neutral: 0-0

## EMORY

## GT LEADS 1-0

DATE	H/A	RESULT	SCORE
1974-75		W	52-28

## SERIES

Home: 0-0, Away: 0-0, Neutral: 0-0

## ERSKINE

## ERSKINE LEADS 1-0

DATE	H/A	RESULT	SCORE
1/18/79	h	L	54-74

## SERIES

Home: 0-1, Away: 0-0, Neutral: 0-0

## FAIRFIELD

## GT LEADS 1-0

DATE	H/A	RESULT	SCORE
12/30/94	a	W	111-66

## SERIES

Home: 0-0, Away: 1-0, Neutral: 0-0

## FLORIDA

## GT LEADS 1-0

DATE	H/A	RESULT	SCORE
12/5/86	n	W	82-72

## SERIES

Home: 0-0, Away: 0-0, Neutral: 1-0

## FLORIDA ATLANTIC

## GT LEADS 1-0

DATE	H/A	RESULT	SCORE
11/21/03	a	W	73-62

## SERIES

Home: 0-0, Away: 1-0, Neutral: 0-0

## FLORIDA A&amp;M

## GT LEADS 2-0

DATE	H/A	RESULT	SCORE
12/31/03	h	W	84-45
12/30/08	h	W	77-42

## SERIES

Home: 2-0, Away: 0-0, Neutral: 0-0

## FLORIDA GULF COAST

## GT LEADS 1-0

DATE	H/A	RESULT	SCORE
11/21/09	h	W	58-48

## SERIES

Home: 1-0, Away: 0-0, Neutral: 0-0

## FLORIDA INTERNATIONAL

## GT LEADS 3-0

DATE	H/A	RESULT	SCORE
12/16/80	a	W	79-43
12/29/09	a	W	68-57
12/30/12	a	W	65-63

## SERIES

Home: 0-0, Away: 3-0, Neutral: 0-0

## FLORIDA STATE

## FSU LEADS 28-25

DATE	H/A	RESULT	SCORE
1974-75	a	L	22-58
11/20/80	h	W	97-84
12/11/91	a	W	70-68
1/11/92	h	L	66-77
1/18/93	h	L	71-79
2/12/93	a	W	61-46
12/18/93	a	W	65-62
2/1/94	h	W	63-51
1/23/95	h	L	58-60
1/30/95	a	W	68-57
1/22/96	h	W	97-65
1/31/96	a	L	85-90(3ot)
2/29/96	n	L	51-64
1/21/97	h	W	75-51
2/10/97	a	W	68-60
1/18/98	h	L	53-88
2/19/98	a	L	56-77
1/2/99	h	W	92-70
1/31/99	a	W	86-78
1/16/00	a	L	64-93
2/17/00	h	L	74-77
1/5/01	h	L	65-66
2/5/01	a	L	69-89
12/5/01	h	L	78-87
1/20/02	a	W	73-56
1/20/03	a	L	47-66
2/19/03	h	W	86-56
3/8/03	n	W	64-59
1/2/04	h	W	66-59
1/25/04	a	W	73-62
1/6/05	a	W	59-58
2/27/05	h	L	49-51
2/2/06	h	L	54-59
2/9/07	a	L	52-63
2/3/08	h	W	83-73
1/18/09	a	L	49-59
2/15/10	h	L	59-69
2/11/11	a	L	60-73

# SERIES HISTORY

1/22/12	a	W	79-55
1/3/13	h	L	78-85
1/25/13	a	L	71-76
2/27/14	a	W	86-78
2/1/15	h	W	79-71
1/10/16	a	L	69-75
1/26/17	h	L	63-69
2/25/18	a	L	61-64
3/3/19	h	L	55-64
1/9/20	a	W	67-52
2/23/20	h	W	65-62
1/24/21	h	W	66-58
2/18/21	a	W	62-48
1/13/22	h	W	68-64
2/24/22	a	L	63-65 (ot)

## SERIES

Home: 10-14, Away: 13-13, Neutral: 1-1

## FORDHAM

### GT LEADS 5-0

DATE	H/A	RESULT	SCORE
12/28/84	n	W	77-56
12/6/87	a	W	79-78
12/30/92	n	W	69-68
12/8/01	a	W	51-49
12/21/02	h	W	69-53

## SERIES

Home: 1-0, Away: 2-0, Neutral: 2-0

## FORT VALLEY

### FORT VALLEY LEADS 1-0

DATE	H/A	RESULT	SCORE
1974-75	n	L	39-76

## SERIES

Home: 0-0, Away: 0-0, Neutral: 0-1

## FRESNO STATE

### GT LEADS 1-0

DATE	H/A	RESULT	SCORE
12/30/00	h	W	87-56

## SERIES

Home: 1-0, Away: 0-0, Neutral: 0-0

## FURMAN

### GT LEADS 9-2

DATE	H/A	RESULT	SCORE
1977-78		L	77-79
1/12/79	a	W	88-68
1/14/80	h	W	98-50
2/16/81	a	W	83-54
12/31/85	h	W	85-81
11/25/89	h	L	92-108
12/21/90	a	W	89-85
2/16/93	h	W	86-72
1/19/94	a	W	79-63
11/28/94	h	W	78-60
12/12/21	h	W	63-36

## SERIES

Home: 4-1, Away: 4-0, Neutral: 0-0

## GEORGE WASHINGTON

### GT LEADS 1-0

DATE	H/A	RESULT	SCORE
11/22/18	n	W	70-55

## SERIES

Home: 0-0, Away: 0-0, Neutral: 1-0

## GEORGETOWN

### SERIES TIED 1-1

DATE	H/A	RESULT	SCORE
11/25/10	n	L	58-67
3/20/12	n	W	76-64

## SERIES

Home: 0-0, Away: 0-0, Neutral: 1-1

## GEORGIA

### GEORGIA LEADS 36-8

DATE	H/A	RESULT	SCORE
1974-75	a	L	38-96
1975-76	a	L	22-77
	a	L	35-60
11/30/79	a	L	78-97
1/16/80	h	L	77-78
11/28/80	h	L	51-91
1/12/81	a	L	53-79
2/26/81	n	L	70-89
12/4/81	a	L	43-86
2/8/82	h	L	52-69
12/4/82	a	L	56-90
12/2/83	n	L	52-89
11/29/84	h	L	69-100
12/2/85	a	L	58-93
1/29/87	h	L	57-72
12/2/87	a	L	71-92
11/28/88	h	L	58-73
11/29/89	a	L	70-85
12/15/93	n	L	52-67
12/13/94	n	L	81-113
1/18/99	n	L	82-88
1/20/00	n	L	58-86
12/8/00	n	L	61-78
12/27/01	n	L	52-69
12/27/02	n	W	65-61
12/27/03	n	L	62-78
12/3/04	h	W	55-49
12/4/05	a	L	66-72
12/3/06	h	L	69-79
12/2/07	a	L	64-71
12/5/08	h	W	57-42
12/6/09	a	L	50-56
12/5/10	h	W	69-53
12/4/11	a	L	68-75
12/2/12	h	L	50-60
11/24/13	a	L	56-63
11/23/14	h	L	57-64
11/22/15	a	L	66-78
11/20/16	h	W	52-45
12/17/17	a	L	53-60
11/18/18	h	W	63-53
11/17/19	a	W	73-40
11/29/20	h	L	69-75
12/5/21	a	W	55-54

## SERIES

Home: 5-10, Away: 2-17, Neutral: 1-9

## GEORGIA BAPTIST

### GT LEADS 5-1

DATE	H/A	RESULT	SCORE
1974-75		L	38-50
1976-77		W	68-47
		W	63-40
		W	60-46
1977-78		W	100-38
		W	88-43

## SERIES

Home: 0-0, Away: 0-0, Neutral: 0-0

## GEORGIA COLLEGE

### GT LEADS 3-1

DATE	H/A	RESULT	SCORE
1977-78		L	79-86

		W	83-70
11/18/78	h	W	85-49
12/9/78	a	W	86-50

## SERIES

Home: 1-0, Away: 1-0, Neutral: 0-0

## GEORGIA SOUTHERN

### GSU LEADS 7-4

DATE	H/A	RESULT	SCORE
11/14/79	a	L	56-62
1/5/80	h	L	77-81
2/21/80	n	L	51-87
1/31/81	a	L	60-87
2/24/81	h	L	64-80
2/13/85	h	W	75-57
2/13/86	h	W	79-71
1/15/87	a	L	65-75
12/2/88	n	L	60-61
12/12/94	h	W	79-66
12/9/07	h	W	78-50

## SERIES

Home: 4-2, Away: 0-3, Neutral: 0-2

## GEORGIA SOUTHWESTERN

### GT LEADS 4-0

DATE	H/A	RESULT	SCORE
1/29/79	h	W	67-42
2/16/79	a	W	90-68
11/19/81	h	W	78-56
12/2/82	h	W	74-60

## SERIES

Home: 3-0, Away: 1-0, Neutral: 0-0

## GEORGIA STATE

### GT LEADS 29-11

DATE	H/A	RESULT	SCORE
1975-76		L	30-80
		L	40-101
11/20/79	h	L	62-85
2/5/80	a	L	57-75
1/5/81	a	L	52-73
1/21/81	h	L	70-76
1/19/82	h	W	57-51
2/20/82	a	W	71-67
1/19/83	h	L	69-73
2/7/83	a	L	64-69
12/17/83	n	W	80-43
1/31/84	h	W	83-70
2/9/84	a	L	56-59
2/7/85	a	W	69-68 (ot)
2/23/85	h	W	80-75
2/24/86	h	L	75-80
12/14/93	a	W	82-58
2/13/95	h	W	107-62
1/29/96	a	W	76-60
2/4/97	h	W	76-56
11/18/97	a	W	73-59
12/19/98	h	L	56-66
11/23/99	a	W	75-51
11/29/00	h	W	75-70
12/18/01	a	W	71-68
12/18/02	h	W	65-46
12/6/03	a	W	69-64
11/19/04	h	W	72-30
11/30/05	a	W	60-51
11/16/06	h	W	83-41
12/22/07	a	W	79-67
11/26/08	h	W	74-56
12/22/09	a	W	62-50
11/12/10	h	W	66-56
12/16/11	a	W	85-50
12/3/16	h	W	73-42
11/21/17	h	W	75-51
12/2/18	a	W	78-71
11/20/19	h	W	69-28
11/25/20	h	W	62-38

## SERIES

Home: 15-5, Away: 13-4, Neutral: 1-0

## GORDON

### GT LEADS 2-0

DATE	H/A	RESULT	SCORE
1974-75		W	51-33
		W	47-36

## SERIES

Home: 0-0, Away: 0-0, Neutral: 0-0

## GRAMBLING STATE

### GT LEADS 3-0

DATE	H/A	RESULT	SCORE
12/5/04	h	W	66-52
11/25/14	h	W	97-64
11/10/19	h	W	89-42

## SERIES

Home: 3-0, Away: 0-0, Neutral: 0-0

## HAMPTON

### GT LEADS 2-0

DATE	H/A	RESULT	SCORE
12/28/09	n	W	63-54
12/30/13	h	W	89-70

## SERIES

Home: 1-0, Away: 0-0, Neutral: 1-0

## HAWAII

### GT LEADS 1-0

DATE	H/A	RESULT	SCORE
3/28/92	n	W	90-72

## SERIES

Home: 0-0, Away: 0-0, Neutral: 1-0

## HIGH POINT

### GT LEADS 1-0

DATE	H/A	RESULT	SCORE
11/27/15	n	W	81-61

## SERIES

Home: 0-0, Away: 0-0, Neutral: 1-0

## HOFSTRA

### GT LEADS 4-0

DATE	H/A	RESULT	SCORE
12/4/92	h	W	111-62
11/27/99	h	W	89-61
12/21/00	a	W	77-74
11/24/21	h	W	65-32

## SERIES

Home: 3-0, Away: 1-0, Neutral: 1-0

## HOUSTON

### SERIES TIED 1-1

DATE	H/A	RESULT	SCORE
11/9/18	a	L	89-95 (2ot)
11/5/19	h	W	69-38

## SERIES

Home: 1-0, Away: 0-1, Neutral: 0-0

## HOWARD

### GT LEADS 1-0

DATE	H/A	RESULT	SCORE
12/17/88	n	W	87-82

# SERIES HISTORY

## SERIES

Home: 0-0, Away: 0-0, Neutral: 1-0

## IDAHO STATE

### GT LEADS 1-0

DATE	H/A	RESULT	SCORE
11/23/18	n	W	74-51

## SERIES

Home: 0-0, Away: 0-0, Neutral: 1-0

## ILLINOIS

### GT LEADS 2-0

DATE	H/A	RESULT	SCORE
11/25/95	h	W	70-60
12/4/13	h	W	93-69

## SERIES

Home: 2-0, Away: 0-0, Neutral: 0-0

## IONA

### GT LEADS 1-0

DATE	H/A	RESULT	SCORE
12/20/87	a	W	108-88

## SERIES

Home: 0-0, Away: 1-0, Neutral: 0-0

## IOWA

### GT LEADS 2-0

DATE	H/A	RESULT	SCORE
11/28/07	a	W	76-57
3/22/09	a	W	76-62

## SERIES

Home: 0-0, Away: 2-0, Neutral: 0-0

## IOWA STATE

### IOWA STATE LEADS 1-0

DATE	H/A	RESULT	SCORE
3/2/08	n	L	55-58

## SERIES

Home: 0-0, Away: 0-0, Neutral: 0-1

## INDIANA

### INDIANA LEADS 1-0

DATE	H/A	RESULT	SCORE
12/2/15	a	L	60-69

## SERIES

Home: 0-0, Away: 0-1, Neutral: 0-0

## IUPUI

### TECH LEADS 1-0

DATE	H/A	RESULT	SCORE
12/20/15	a	W	60-50

## SERIES

Home: 1-0, Away: 0-0, Neutral: 0-0

## JACKSON STATE

### GT LEADS 1-0

DATE	H/A	RESULT	SCORE
1/2/08	h	W	79-42

## SERIES

Home: 1-0, Away: 0-0, Neutral: 0-0

## JACKSONVILLE

### GT LEADS 2-0

DATE	H/A	RESULT	SCORE
12/10/06	h	W	81-52
3/16/17	h	W	71-55

## SERIES

Home: 2-0, Away: 0-0, Neutral: 0-0

## JACKSONVILLE STATE

### GT LEADS 1-0

DATE	H/A	RESULT	SCORE
1/2/11	h	W	81-52

## SERIES

Home: 1-0, Away: 0-0, Neutral: 0-0

## JAMES MADISON

### GT LEADS 1-0

DATE	H/A	RESULT	SCORE
11/27/03	n	W	60-53

## SERIES

Home: 0-0, Away: 0-0, Neutral: 1-0

## KANSAS

### KANSAS LEADS 1-0

DATE	H/A	RESULT	SCORE
3/18/22	n	L	58-77

## SERIES

Home: 0-0, Away: 0-0, Neutral: 0-1

## KANSAS STATE

### KANSAS STATE LEADS 2-0

DATE	H/A	RESULT	SCORE
11/16/01	h	L	70-74
11/17/02	a	L	59-83

## SERIES

Home: 0-1, Away: 0-1, Neutral: 0-0

## KENNESAW STATE

### GT LEADS 14-0

DATE	H/A	RESULT	SCORE
11/26/82	a	W	68-55
12/6/06	h	W	81-43
12/30/07	h	W	83-68
11/19/08	h	W	77-49
12/18/09	a	W	94-48
11/17/10	h	W	79-60
11/22/11	h	W	94-51
11/13/12	h	W	80-51
11/19/14	h	W	77-47
11/16/16	a	W	86-49
11/15/17	h	W	86-48
12/16/18	h	W	60-35
12/8/19	a	W	63-47
11/11/21	h	W	72-45

## SERIES

Home: 10-0, Away: 4-0, Neutral: 1-0

## KENTUCKY

### KENTUCKY LEADS 1-0

DATE	H/A	RESULT	SCORE
1/15/06	n	L	62-66

## SERIES

Home: 0-0, Away: 0-0, Neutral: 0-1

## LAFAYETTE

### GT LEADS 3-0

DATE	H/A	RESULT	SCORE
12/3/89	n	W	89-64
12/10/94	h	W	95-38
12/30/98	h	W	100-52

## SERIES

Home: 2-0, Away: 0-0, Neutral: 1-0

## LIPSCOMB

### GT LEADS 1-0

DATE	H/A	RESULT	SCORE
12/29/14	h	W	71-53

## SERIES

Home: 1-0, Away: 0-0, Neutral: 0-0

## LONG ISLAND

### GT LEADS 3-0

DATE	H/A	RESULT	SCORE
11/18/01	a	W	80-49
11/26/02	h	W	82-47
11/28/09	a	W	73-56

## SERIES

Home: 1-0, Away: 2-0, Neutral: 0-0

## LONGWOOD

### GT LEADS 2-0

DATE	H/A	RESULT	SCORE
12/20/05	h	W	81-41
2/25/07	h	W	75-46

## SERIES

Home: 2-0, Away: 0-0, Neutral: 0-0

## LOUISIANA TECH

### GT LEADS 1-0

DATE	H/A	RESULT	SCORE
12/30/14	h	W	96-81

## SERIES

Home: 1-0, Away: 0-0, Neutral: 0-0

## LOUISVILLE

### LOUISVILLE LEADS 9-0

DATE	H/A	RESULT	SCORE
1/2/15	a	L	48-75
1/3/16	h	L	65-78
3/4/16	n	L	50-60
1/18/17	a	L	51-91
12/28/17	h	L	71-74
1/13/19	a	L	44-61
2/20/20	h	L	58-47
2/11/21	a	L	70-85
1/2/22	h	L	48-50

## SERIES

Home: 0-4, Away: 0-4, Neutral: 0-1

## LOYOLA CHICAGO

### GT LEADS 2-0

DATE	H/A	RESULT	SCORE
11/14/14	a	W	92-57
11/13/15	h	W	84-77

## SERIES

Home: 1-0, Away: 1-0, Neutral: 0-0

## LOYOLA MARYMOUNT

### GT LEADS 1-0

DATE	H/A	RESULT	SCORE
12/2/89	n	W	81-53

## SERIES

Home: 0-0, Away: 0-0, Neutral: 1-0

## LSU

### LSU LEADS 1-0

DATE	H/A	RESULT	SCORE
3/23/14	n	L	78-98

## SERIES

Home: 0-0, Away: 0-0, Neutral: 0-1

## MAINE

### GT LEADS 1-0

DATE	H/A	RESULT	SCORE
12/18/88	n	W	82-62

## SERIES

Home: 0-0, Away: 0-0, Neutral: 1-0

## MANHATTAN

### GT LEADS 2-0

DATE	H/A	RESULT	SCORE
12/3/95	a	W	90-61
12/30/96	h	W	105-63

## SERIES

Home: 1-0, Away: 1-0, Neutral: 0-0

## MARIST

### GT LEADS 2-0

DATE	H/A	RESULT	SCORE
12/19/87	a	W	66-45
12/7/91	a	W	93-63

## SERIES

Home: 0-0, Away: 2-0, Neutral: 0-0

## MARQUETTE

### GT LEADS 2-0

DATE	H/A	RESULT	SCORE
11/19/11	a	W	74-63
11/18/12	h	W	76-72

## SERIES

Home: 1-0, Away: 1-0, Neutral: 0-0

## MARS HILL

### MARS HILL LEADS 1-0

DATE	H/A	RESULT	SCORE
12/2/78	a	L	53-81

## SERIES

Home: 0-0, Away: 0-1, Neutral: 0-0

## MARSHALL

### GT LEADS 1-0

DATE	H/A	RESULT	SCORE
1/4/86	h	W	83-81

## SERIES

Home: 1-0, Away: 0-0, Neutral: 0-0

## MARYLAND

### MARYLAND LEADS 50-18

DATE	H/A	RESULT	SCORE
11/27/79	a	L	78-94
11/18/80	h	L	64-82



# SERIES HISTORY

2/17/82	a	L	64-77
12/15/82	a	L	54-88
1/10/83	h	L	57-69
2/14/83	a	L	59-80
1/16/84	h	L	48-67
12/12/84	a	L	52-68
1/14/85	h	L	67-69
12/21/85	a	L	65-80
1/13/86	h	W	73-66
1/6/87	h	W	81-80(ot)
2/16/87	a	L	76-93
1/3/88	a	L	80-83
2/16/88	h	L	70-92
3/5/88	n	L	74-102
1/4/89	h	L	60-85
2/6/89	a	L	74-106
1/18/90	h	W	70-68
1/30/90	a	L	52-83
1/13/91	h	L	66-68
2/4/91	a	L	79-93
3/2/91	n	L	73-91
1/27/92	a	L	54-75
2/17/92	h	L	63-71
3/7/92	n	W	68-67
1/14/93	h	L	66-77
2/7/93	a	L	70-75
1/2/94	a	L	62-69
1/30/94	h	L	46-67
1/5/95	h	W	82-59
2/5/95	a	W	67-59
1/2/96	a	L	60-61
2/3/96	h	W	59-30
1/2/97	h	W	44-40
2/19/97	a	L	69-73
11/22/97	a	L	42-74
1/26/98	h	L	57-68
1/21/99	h	W	72-56
2/21/99	a	L	79-92
1/23/00	a	W	73-67
2/27/00	h	W	60-49
1/21/01	h	L	62-66
2/22/01	a	W	66-62
1/14/02	h	W	61-58
2/14/02	a	L	70-81(ot)
1/5/03	a	L	63-71
2/7/03	h	W	59-51
1/15/04	a	L	87-91
2/15/04	h	W	58-57
1/13/05	h	L	65-72
2/3/05	a	L	67-84
1/26/06	a	L	71-79
3/3/06	n	L	66-71
2/1/07	h	W	77-72
3/2/07	n	L	59-75
1/20/08	a	L	95-99(2ot)
2/19/09	h	L	79-87
2/5/10	a	W	61-60
2/3/11	h	L	53-56
3/4/11	n	W	70-64
1/6/12	a	L	74-77
2/6/12	h	L	64-56
3/4/12	n	L	65-68
1/20/13	h	L	57-66
1/19/14	a	L	81-92
2/23/14	h	L	62-79
11/29/18	a	L	54-67

## SERIES

Home: 12-18, Away: 4-27, Neutral: 2-5

## MARYLAND-EASTERN SHORE

### GT LEADS 1-0

DATE	H/A	RESULT	SCORE
11/14/95	h	W	93-43

## SERIES

Home: 1-0, Away: 0-0, Neutral: 0-0

## MARYVILLE

### GT LEADS 2-0

DATE	H/A	RESULT	SCORE
1976-77		W	50-28
1977-78		W	97-51

## SERIES

Home: 1-0, Away: 0-0, Neutral: 0-0

## MASSACHUSETTS

### GT LEADS 1-0

DATE	H/A	RESULT	SCORE
12/31/05	h	W	57-43

## SERIES

Home: 1-0, Away: 0-0, Neutral: 0-0

## MCNEESE STATE

### GT LEADS 1-0

DATE	H/A	RESULT	SCORE
11/30/13	n	W	69-60

## SERIES

Home: 0-0, Away: 0-0, Neutral: 1-0

## MERCER

### GT LEADS 16-6

DATE	H/A	RESULT	SCORE
1/7/80	a	L	59-85
2/11/80	h	L	73-87
2/4/81	h	L	70-75
2/19/81	a	W	79-77
2/3/82	h	L	47-69
2/12/83	a	L	67-71
1/25/89	h	W	89-70
12/13/89	a	W	87-52
2/7/90	h	W	83-66
2/29/91	h	W	85-61
12/5/92	h	W	82-59
2/14/94	a	W	62-57
2/22/95	a	W	82-49
2/27/96	a	L	61-64
11/25/96	h	W	98-79
11/24/97	a	W	70-65(ot)
11/24/98	h	W	78-50
12/5/02	h	W	96-50
11/10/06	h	W	87-48
12/28/10	h	W	101-44
3/17/16	h	W	73-56
12/7/16	h	W	70-50

## SERIES

Home: 11-3, Away: 5-3, Neutral: 0-0

## MIAMI, FLA.

### MIAMI LEADS 19-17

DATE	H/A	RESULT	SCORE
12/15/80	a	L	80-86
12/30/91	a	L	63-78
3/13/02	h	L	64-73
1/23/05	a	W	62-46
3/4/05	n	L	58-60
1/5/06	h	L	63-75
2/26/06	a	L	85-90(2ot)
3/2/06	n	W	79-62
1/15/07	h	W	52-37
2/15/07	a	W	66-45
3/1/07	n	W	66-52
1/13/08	h	W	68-65
2/7/08	a	L	52-54
3/6/08	n	W	76-49
1/12/09	a	W	68-50
1/29/09	h	W	68-42
1/27/10	h	W	80-73(ot)
2/21/10	a	W	77-73
1/30/11	a	L	74-84(ot)

2/27/11	h	L	59-70
1/9/12	h	L	65-77
1/17/13	a	L	65-71
2/24/13	h	W	68-64
2/9/14	a	W	89-87
2/15/15	a	L	59-64
2/11/16	h	L	55-58
2/26/17	a	L	70-75
3/2/17	n	L	71-87
2/22/18	h	W	70-51
2/28/19	a	L	56-69
1/2/20	h	W	61-54
1/30/20	a	L	54-49 (ot)
1/28/21	a	W	70-56
2/16/21	h	W	67-56
1/16/22	h	L	45-46
2/20/22	h	L	39-51

## SERIES

Home: 8-5, Away: 6-12, Neutral: 3-2

## MIAMI, OHIO

### GT LEADS 1-0

DATE	H/A	RESULT	SCORE
11/30/02	h	W	78-62

## SERIES

Home: 1-0, Away: 0-0, Neutral: 0-0

## MICHIGAN

### MICHIGAN LEADS 2-0

DATE	H/A	RESULT	SCORE
12/16/16	h	L	52-92
4/1/17	n	L	79-89 (OT3)

## SERIES

Home: 0-1, Away: 0-0, Neutral: 0-1

## MICHIGAN STATE

### SERIES TIED 1-1

DATE	H/A	RESULT	SCORE
12/3/08	h	W	70-57
12/4/14	a	L	73-79 (OT)

## SERIES

Home: 1-0, Away: 0-1, Neutral: 0-0

## MIDDLE TENNESSEE ST.

### GT LEADS 5-0

DATE	H/A	RESULT	SCORE
12/3/10	h	W	68-48
12/11/11	a	W	58-47
12/22/16	a	W	61-60
3/23/17	h	W	70-57
12/3/17	h	W	48-45

## SERIES

Home: 3-0, Away: 1-0, Neutral: 2-0

## MINNESOTA

### SERIES TIED 2-2

DATE	H/A	RESULT	SCORE
12/1/90	a	W	84-69
12/13/92	a	W	82-62
12/1/93	h	L	73-77(ot)
11/30/14	n	L	69-72

## SERIES

Home: 0-1, Away: 2-0, Neutral: 0-1

## MISSISSIPPI STATE

### MISSISSIPPI STATE LEADS 4-1

DATE	H/A	RESULT	SCORE
12/9/99	h	L	56-71
12/3/00	a	L	68-88

3/15/01	a	L	73-77
12/30/06	h	L	56-62
12/16/07	a	W	70-58

## SERIES

Home: 0-2, Away: 1-2, Neutral: 0-0

## MISSISSIPPI UNIV. FOR WOMEN

### GT LEADS 2-0

DATE	H/A	RESULT	SCORE
1/28/82	h	W	75-59
11/25/83	n	W	76-61

## SERIES

Home: 1-0, Away: 0-0, Neutral: 1-0

## MISSISSIPPI VALLEY ST.

### GT LEADS 4-0

DATE	H/A	RESULT	SCORE
12/30/04	h	W	74-41
12/18/07	a	W	79-67
11/22/08	h	W	72-37
12/13/09	h	W	89-41

## SERIES

Home: 3-0, Away: 1-0, Neutral: 0-0

## MISSOURI

### GT LEADS 2-0

DATE	H/A	RESULT	SCORE
11/27/10	n	W	61-46
11/26/16	n	W	72-70

## SERIES

Home: 0-0, Away: 0-0, Neutral: 2-0

## MONMOUTH

### GT LEADS 2-0

DATE	H/A	RESULT	SCORE
11/28/87	h	W	76-70
12/19/99	a	W	79-68

## SERIES

Home: 1-0, Away: 1-0, Neutral: 0-0

## MORGAN STATE

### GT LEADS 1-0

DATE	H/A	RESULT	SCORE
11/16/14	h	W	105-76

## SERIES

Home: 1-0, Away: 0-0, Neutral: 0-0

## MORRIS BROWN

### GT LEADS 3-0

DATE	H/A	RESULT	SCORE
1976-77		W	75-27
2/1/79	h	W	74-55
2/23/02	h	W	111-40

## SERIES

Home: 2-0, Away: 0-0, Neutral: 0-0

## MOUNT ST. MARY'S

### GT LEADS 1-0

DATE	H/A	RESULT	SCORE
11/25/00	h	W	102-90

## SERIES

Home: 1-0, Away: 0-0, Neutral: 0-0

# SERIES HISTORY

## NEBRASKA

### GT LEADS 2-0

DATE	H/A	RESULT	SCORE
3/27/92	n	W	73-68
11/30/11	h	W	73-57

### SERIES

Home: 1-0, Away: 0-0, Neutral: 1-0

## NEW HAMPSHIRE

### GT LEADS 1-0

DATE	H/A	RESULT	SCORE
12/2/95	n	W	90-72

### SERIES

Home: 0-0, Away: 0-0, Neutral: 1-0

## NORTH CAROLINA

### NORTH CAROLINA LEADS 60-21

DATE	H/A	RESULT	SCORE
1/9/80	h	L	61-93
1/24/81	a	L	75-82
11/28/81	a	L	58-81
1/23/82	h	L	64-68(Omn)
1/6/83	h	L	58-99
1/29/83	a	L	58-96
3/4/83	n	L	80-85
1/28/84	a	L	73-81
2/20/84	h	L	75-95
1/19/85	h	L	68-88
1/27/85	a	L	50-81
1/27/86	a	L	65-88
2/22/86	h	L	81-92(ot)
1/2/87	h	L	75-80
1/24/87	a	L	81-86
2/28/87	n	L	54-64
1/17/88	a	L	74-82
2/13/88	h	W	76-74
1/14/89	h	W	87-81
1/29/89	a	W	97-89
1/11/90	a	W	90-73
2/10/90	h	L	77-81
1/9/91	h	W	101-86
2/22/91	a	W	83-63
1/5/92	a	L	69-83
2/29/92	h	L	70-73
1/5/93	h	W	73-63
1/31/93	a	L	68-72(ot)
1/16/94	a	L	51-87
2/12/94	h	L	79-89
3/5/94	n	L	55-78
1/7/95	a	L	62-74
2/8/95	h	L	62-84
1/6/96	h	L	74-78
2/7/96	a	L	72-88
1/11/97	a	L	53-80
1/30/97	h	L	77-80
1/8/98	h	L	48-69
2/8/98	a	L	58-85
12/3/98	a	L	68-85
1/24/99	h	W	91-84
2/27/99	n	L	71-87
1/13/00	h	W	55-44
2/13/00	a	L	62-85
1/2/01	a	W	82-75
2/1/01	h	L	63-85
3/2/01	n	L	64-79
1/17/02	a	W	81-62
2/17/02	h	L	62-71
1/2/03	h	L	67-72
2/2/03	a	L	64-76
1/22/04	a	L	56-63
2/23/04	h	L	46-58
1/30/05	h	L	41-55
1/18/06	a	L	56-85
2/5/06	h	L	56-75
1/2/07	h	L	57-69
1/18/07	a	L	31-78

1/5/08	a	L	78-99
2/10/08	h	L	61-75
1/22/09	h	W	66-62
2/15/09	a	L	50-73
1/6/10	a	L	78-89
2/26/10	h	W	64-57
1/6/11	h	W	71-70
2/24/11	a	W	67-54
2/12/12	a	W	56-54
3/2/12	n	W	54-53
1/13/13	a	L	58-79
2/10/13	h	L	58-60
2/6/14	h	W	94-91
1/11/15	a	L	81-96
3/5/15	n	L	64-84
1/14/16	h	W	80-73
2/16/17	a	L	88-89
2/15/18	h	W	79-61
1/31/19	a	L	90-91
3/7/19	n	L	73-80
1/23/20	h	L	67-60 (ot)
2/25/21	a	L	59-84
1/23/22	h	W	55-38

### SERIES

Home: 13-24, Away: 7-29, Neutral: 1-7

## UNC ASHEVILLE

### GT LEADS 4-1

DATE	H/A	RESULT	SCORE
1977-78		W	70-66
1978-79	a	W	73-60
1/20/79	h	L	95-102
12/3/88	n	W	78-63
11/23/01	h	W	88-56

### SERIES

Home: 1-1, Away: 1-0, Neutral: 1-0

## UNC WILMINGTON

### GT LEADS 1-0

DATE	H/A	RESULT	SCORE
11/23/90	h	W	101-73

### SERIES

Home: 1-0, Away: 0-0, Neutral: 0-0

## NORTH CAROLINA A&T

### GT LEADS 1-0

DATE	H/A	RESULT	SCORE
12/29/11	h	W	74-57

### SERIES

Home: 1-0, Away: 0-0, Neutral: 0-0

## NC STATE

### NC STATE LEADS 51-24

DATE	H/A	RESULT	SCORE
1/12/80	a	L	38-97
2/8/80	n	L	48-99
1/3/81	h	L	55-74
1/4/81	h	L	62-76
1/30/82	a	L	48-75
1/8/83	h	L	61-83
1/24/83	a	L	61-77
1/4/84	h	L	52-65
2/13/84	a	L	63-78
1/2/86	h	L	70-87
2/3/85	a	L	73-83
3/1/85	n	L	60-87
1/2/86	h	L	69-77
2/7/86	a	L	57-92
1/10/87	a	L	63-74
2/21/87	h	L	69-78
1/9/88	h	W	94-74
2/5/88	a	W	83-74
1/7/89	a	L	70-100
2/18/89	h	L	79-87

1/2/90	h	W	79-78
2/16/90	a	L	55-80
1/4/91	a	L	79-97
2/16/91	h	L	74-98
1/17/92	h	W	83-72
2/23/92	a	L	70-86
1/8/93	a	W	86-79
2/19/93	h	W	92-89 (2ot)
1/7/94	h	W	75-60
2/18/94	a	L	53-71
1/15/95	h	L	67-81
2/16/95	a	L	64-80
3/3/95	n	L	70-88
1/15/96	a	L	63-68
2/14/96	h	L	64-73
1/5/97	h	W	73-72
2/23/97	a	L	69-82
1/2/98	h	L	63-75
2/1/98	a	L	60-85
12/5/98	a	W	74-73
1/28/99	h	L	73-93
11/30/99	h	L	70-80
2/24/00	a	W	69-52
3/4/00	n	W	71-62
12/6/00	a	L	63-77
2/15/01	h	L	68-74
1/6/02	a	L	63-75
2/7/02	h	W	69-57
1/26/03	h	W	64-54
2/27/03	a	W	78-60
2/1/04	a	L	71-75
2/26/04	h	W	76-61
2/10/05	h	L	59-83
2/12/06	a	L	53-65
2/11/07	h	W	69-62
1/17/08	a	W	67-63
2/8/09	h	W	67-54
2/28/10	a	L	46-54
2/13/11	h	W	74-65
1/2/12	a	W	76-66
2/2/12	h	W	75-68(ot)
3/3/12	n	W	87-61
1/27/13	h	L	66-78
2/17/13	a	W	79-70
1/26/14	h	L	73-80
2/12/15	h	L	64-65
1/7/16	a	L	57-65
2/9/17	h	L	67-75 (ot)
1/10/18	a	L	43-56
1/27/19	h	L	60-68
2/16/20	a	W	65-61
3/6/20	n	L	57-48
12/31/20	h	L	75-84
3/6/21	n	L	61-66
2/7/22	a	L	48-59

### SERIES

Home: 13-22, Away: 9-23, Neutral: 2-5

## NORTH GEORGIA

### NORTH GEORGIA LEADS 3-1

DATE	H/A	RESULT	SCORE
1975-76		L	21-70
		L	25-78
		L	35-69
1/13/83	h	W	88-51

### SERIES

Home: 1-0, Away: 0-0, Neutral: 0-0

## NORTHERN IOWA

### NORTHERN IOWA LEADS 1-0

DATE	H/A	RESULT	SCORE
11/26/15	n	L	58-61

### SERIES

Home: 0-0, Away: 0-0, Neutral: 0-1

## NORTHWESTERN

### GT LEADS 3-1

DATE	H/A	RESULT	SCORE
3/17/93	a	L	62-90
12/18/06	a	W	82-68
11/21/07	h	W	55-46
12/1/10	h	W	67-63

### SERIES

Home: 2-0, Away: 1-1, Neutral: 0-0

## NOTRE DAME

### NOTRE DAME LEADS 16-1

DATE	H/A	RESULT	SCORE
11/29/96	h	L	69-76
2/17/14	a	L	72-87
1/22/15	a	L	76-89
2/19/15	h	L	61-71
12/30/15	a	L	76-85
1/28/16	h	L	42-54
1/2/17	h	L	38-55
2/12/17	a	L	69-90
1/7/18	h	L	54-77
2/11/18	a	L	69-85
1/6/19	h	L	55-76
2/3/19	a	L	50-90
2/2/20	h	L	59-51
12/13/20	a	W	82-67
1/3/21	a	L	67-69
2/17/22	h	L	66-72 (ot)
3/4/22	n	L	53-71

### SERIES

Home: 0-8, Away: 1-7, Neutral: 0-1

## OHIO STATE

### OHIO STATE LEADS 1-0

DATE	H/A	RESULT	SCORE
3/21/11	a	L	60-67

### SERIES

Home: 0-0, Away: 0-1, Neutral: 0-0

## OKLAHOMA

### OKLAHOMA LEADS 1-0

DATE	H/A	RESULT	SCORE
11/15/09	a	L	64-70

### SERIES

Home: 0-0, Away: 0-1, Neutral: 0-0

## OKLAHOMA STATE

### OKLAHOMA STATE LEADS 2-0

DATE	H/A	RESULT	SCORE
11/15/09	a	L	64-70
12/21/13	n	L	60-68

### SERIES

Home: 0-0, Away: 0-1, Neutral: 0-1

## OLD DOMINION

### SERIES TIED 2-2

DATE	H/A	RESULT	SCORE
12/18/03	a	L	56-67
11/23/04	h	W	71-64
11/14/10	a	L	63-65
11/13/11	h	W	87-56

### SERIES

Home: 2-0, Away: 0-2, Neutral: 0-0

# SERIES HISTORY

## OLE MISS

### OLE MISS LEADS 1-0

DATE	H/A	RESULT	SCORE
3/22/15	a	L	48-63

#### SERIES

Home: 0-0, Away: 0-1, Neutral: 0-0

## OREGON

### GT LEADS 2-0

DATE	H/A	RESULT	SCORE
12/13/08	n	W	74-59
12/16/09	h	W	87-69

#### SERIES

Home: 1-0, Away: 0-0, Neutral: 1-0

## PACIFIC

### PACIFIC LEADS 1-0

DATE	H/A	RESULT	SCORE
12/19/89	a	L	68-88

#### SERIES

Home: 0-0, Away: 0-1, Neutral: 0-0

## PENNSYLVANIA

### GT LEADS 3-0

DATE	H/A	RESULT	SCORE
12/19/82	n	W	67-59
2/27/83	n	W	75-58
11/23/17	n	W	69-55

#### SERIES

Home: 0-0, Away: 0-0, Neutral: 3-0

## PENN STATE

### GT LEADS 1-0

DATE	H/A	RESULT	SCORE
12/2/09	a	W	64-60

#### SERIES

Home: 0-0, Away: 1-0, Neutral: 0-0

## PEPPERDINE

### GT LEADS 1-0

DATE	H/A	RESULT	SCORE
12/16/86	n	W	79-77

#### SERIES

Home: 0-0, Away: 0-0, Neutral: 1-0

## PIEDMONT

### GT LEADS 4-2

DATE	H/A	RESULT	SCORE
1976-77		L	38-61
		L	40-46
1977-78		W	81-66
		W	89-71
1/25/79	h	W	78-49
2/3/79	a	W	69-68

#### SERIES

Home: 1-0, Away: 1-0, Neutral: 0-0

## PITTSBURGH

### GT LEADS 8-3

DATE	H/A	RESULT	SCORE
12/30/99	h	L	69-75
2/3/14	a	W	77-66
1/18/15	h	L	72-75 (ot)
2/25/16	a	W	66-60
2/19/17	h	W	71-51

1/14/18	a	L	62-68
2/7/19	h	W	67-55
2/6/20	a	W	77-48
3/5/20	n	W	68-58
2/28/21	h	W	65-60
1/11/22	a	W	63-52

#### SERIES

Home: 3-2, Away: 4-1, Neutral: 1-0

## PORTLAND STATE

### GT LEADS 2-0

DATE	H/A	RESULT	SCORE
12/21/10	a	W	69-53
12/17/13	h	W	104-54

#### SERIES

Home: 1-0, Away: 1-0, Neutral: 0-0

## PRAIRIE VIEW A&M

### GT LEADS 2-0

DATE	H/A	RESULT	SCORE
11/19/10	h	W	61-37
12/15/15	h	W	96-48

#### SERIES

Home: 2-0, Away: 0-0, Neutral: 0-0

## PRESBYTERIAN

### GT LEADS 2-0

DATE	H/A	RESULT	SCORE
11/27/84	h	W	86-70
12/2/85	h	W	124-56

#### SERIES

Home: 2-0, Away: 0-0, Neutral: 0-0

## PRINCETON

### GT LEADS 4-0

DATE	H/A	RESULT	SCORE
12/21/03	a	W	67-66
11/28/04	h	W	60-50
12/29/16	h	W	67-51
11/19/17	a	W	67-56

#### SERIES

Home: 2-0, Away: 2-0, Neutral: 0-0

## PURDUE

### PURDUE LEADS 3-1

DATE	H/A	RESULT	SCORE
3/19/07	n	L	63-76
11/28/12	a	L	73-85
11/30/17	h	W	68-55
12/1/21	a	L	52-53

#### SERIES

Home: 1-0, Away: 0-2, Neutral: 0-1

## QUEENS COLLEGE

### GT LEADS 1-0

DATE	H/A	RESULT	SCORE
1/18/84	h	W	84-56

#### SERIES

Home: 1-0, Away: 0-0, Neutral: 0-0

## QUINNIPIAC

### GT LEADS 1-0

DATE	H/A	RESULT	SCORE
12/29/12	n	W	74-57

#### SERIES

Home: 0-0, Away: 0-0, Neutral: 1-0

## RICE

### GT LEADS 1-0

DATE	H/A	RESULT	SCORE
12/21/19	n	W	54-52

#### SERIES

Home: 0-0, Away: 0-0, Neutral: 1-0

## RICHMOND

### GT LEADS 2-0

DATE	H/A	RESULT	SCORE
11/22/85	a	W	77-59
11/26/88	h	W	84-80(2ot)

#### SERIES

Home: 1-0, Away: 1-0, Neutral: 0-0

## RIDER

### GT LEADS 2-1

DATE	H/A	RESULT	SCORE
12/5/90	a	W	114-72
11/29/91	h	W	115-64
12/29/93	a	L	66-69

#### SERIES

Home: 1-0, Away: 1-1, Neutral: 0-0

## ROLLINS

### GT LEADS 1-0

DATE	H/A	RESULT	SCORE
1976-77		W	69-52

#### SERIES

Home: 0-0, Away: 0-0, Neutral: 0-0

## RUTGERS

### RUTGERS LEADS 2-0

DATE	H/A	RESULT	SCORE
11/25/11	n	L	40-59
11/30/19	n	L	46-43

#### SERIES

Home: 0-0, Away: 0-0, Neutral: 0-2

## ST. FRANCIS (PA)

### GT LEADS 1-0

DATE	H/A	RESULT	SCORE
12/29/00	h	W	94-51

#### SERIES

Home: 1-0, Away: 0-0, Neutral: 0-0

## ST. FRANCIS (NY)

### GT LEADS 4-0

DATE	H/A	RESULT	SCORE
12/29/98	h	W	90-45
12/21/99	a	W	91-60
12/20/14	a	W	65-59
11/15/15	h	W	89-51

#### SERIES

Home: 2-0, Away: 2-0, Neutral: 0-0

## ST. JOHN'S

### SERIES TIED 1-1

DATE	H/A	RESULT	SCORE
12/30/02	h	W	61-53
12/17/04	a	L	65-69

#### SERIES

Home: 1-0, Away: 0-1, Neutral: 0-0

## ST. JOSEPH'S

### GT LEADS 1-0

DATE	H/A	RESULT	SCORE
12/5/93	h	W	51-50

#### SERIES

Home: 1-0, Away: 0-0, Neutral: 0-0

## ST. LEO'S

### GT LEADS 1-0

DATE	H/A	RESULT	SCORE
1976-77		W	69-29

#### SERIES

Home: 0-0, Away: 0-0, Neutral: 0-0

## ST. MARY'S

### SERIES TIED 1-1

DATE	H/A	RESULT	SCORE
12/21/96	a	L	59-66
12/29/97	h	W	69-60(ot)

#### SERIES

Home: 1-0, Away: 0-1, Neutral: 0-0

## SACRED HEART

### GT LEADS 1-0

DATE	H/A	RESULT	SCORE
3/18/12	n	W	76-50

#### SERIES

Home: 0-0, Away: 0-0, Neutral: 1-0

## SAMFORD

### GT LEADS 4-0

DATE	H/A	RESULT	SCORE
11/27/98	h	W	96-62
12/21/04	h	W	64-53
12/13/15	h	W	66-55
11/11/16	h	W	62-57

#### SERIES

Home: 4-0, Away: 0-0, Neutral: 0-0

## SAN DIEGO

### SERIES TIED 1-1

DATE	H/A	RESULT	SCORE
12/9/05	h	W	56-51
11/24/06	a	L	59-62

#### SERIES

Home: 1-0, Away: 0-1, Neutral: 0-0

## SAN FRANCISCO

### SAN FRANCISCO LEADS 1-0

DATE	H/A	RESULT	SCORE
12/18/89	a	L	67-85

#### SERIES

Home: 0-0, Away: 0-1, Neutral: 0-0

## SAN JOSE STATE

### GT LEADS 1-0

DATE	H/A	RESULT	SCORE
12/22/96	a	W	68-53

#### SERIES

Home: 0-0, Away: 1-0, Neutral: 0-0

# SERIES HISTORY

## SANTA CLARA

### SERIES TIED 1-1

DATE	H/A	RESULT	SCORE
12/16/89	a	L	66-69
12/29/91	n	W	64-61

### SERIES

Home: 0-0, Away: 0-1, Neutral: 1-0

## SAVANNAH STATE

### GT LEADS 3-2

DATE	H/A	RESULT	SCORE
1974-75		L	31-90
1975-76		L	18-141
2/12/08	h	W	82-28
2/11/09	a	W	89-34
1/21/10	h	W	80-51

### SERIES

Home: 2-0, Away: 1-0, Neutral: 0-0

## SETON HALL

### GT LEADS 5-0

DATE	H/A	RESULT	SCORE
11/29/86	h	W	72-65
12/29/95	h	W	82-67
11/27/09	n	W	57-51
12/20/18	n	W	84-73
11/28/19	n	W	79-54

### SERIES

Home: 2-0, Away: 0-0, Neutral: 3-0

## SHORTER

### SHORTER LEADS 5-1

DATE	H/A	RESULT	SCORE
1974-75		L	25-94
		L	35-80
		L	20-72
1975-76		L	31-81
		L	39-83
11/14/81	h	W	69-63

### SERIES

Home: 1-0, Away: 0-0, Neutral: 0-0

## SIU-EDWARDSVILLE

### GT LEADS 1-0

DATE	H/A	RESULT	SCORE
12/19/11	n	W	80-38

### SERIES

Home: 0-0, Away: 0-0, Neutral: 1-0

## SC STATE

### GT LEADS 1-0

DATE	H/A	RESULT	SCORE
11/12/17	h	W	86-40

### SERIES

Home: 1-0, Away: 0-0, Neutral: 0-0

## SOUTH CAROLINA

### GT LEADS 1-0

DATE	H/A	RESULT	SCORE
3/28/21	n	L	65-76

### SERIES

Home: 0-0, Away: 0-0, Neutral: 1-0

## SOUTH FLORIDA

### GT LEADS 5-0

DATE	H/A	RESULT	SCORE
2/26/83	n	W	82-65
12/18/83	a	W	68-56
2/23/84	h	W	61-46
11/29/85	h	W	95-69
11/30/90	n	W	98-58

### SERIES

Home: 2-0, Away: 1-0, Neutral: 2-0

## SOUTHERN

### SOUTHERN LEADS 2-0

DATE	H/A	RESULT	SCORE
12/14/87	h	L	66-69
12/2/01	n	L	47-56

### SERIES

Home: 0-1, Away: 0-0, Neutral: 0-1

## SOUTHERN MISSISSIPPI

### GT LEADS 2-0

DATE	H/A	RESULT	SCORE
3/16/00	h	W	76-71 (ot)
12/21/17	h	W	63-44

### SERIES

Home: 2-0, Away: 0-0, Neutral: 0-0

## SOUTHERN UTAH

### GT LEADS 2-0

DATE	H/A	RESULT	SCORE
2/24/90	n	W	87-75
11/29/13	n	W	85-60

### SERIES

Home: 0-0, Away: 0-0, Neutral: 2-0

## SOUTHEASTERN LA.

### GT LEADS 1-0

DATE	H/A	RESULT	SCORE
11/18/15	n	W	102-49

### SERIES

Home: 0-0, Away: 0-0, Neutral: 1-0

## SOUTHWEST MISSOURI ST.

### GT LEADS 1-0

DATE	H/A	RESULT	SCORE
11/29/03	n	W	78-71

### SERIES

Home: 0-0, Away: 0-0, Neutral: 1-0

## SPELMAN

### GT LEADS 6-0

DATE	H/A	RESULT	SCORE
1976-77		W	52-32
		W	82-47
		W	46-33
	n	W	55-43
1977-78		W	64-62
		W	84-63

### SERIES

Home: 0-0, Away: 0-0, Neutral: 1-0

## STEPHEN F. AUSTIN

### GT LEADS 1-0

DATE	H/A	RESULT	SCORE
3/21/21	n	W	54-52 (ot)

### SERIES

Home: 0-0, Away: 0-0, Neutral: 1-0

## STETSON

### GT LEADS 4-0

DATE	H/A	RESULT	SCORE
2/17/83	h	W	70-53
11/26/83	h	W	96-73
12/21/83	a	W	69-62
12/4/93	h	W	75-56

### SERIES

Home: 3-0, Away: 1-0, Neutral: 1-0

## SYRACUSE

### SERIES TIED 5-5

DATE	H/A	RESULT	SCORE
11/23/12	n	L	72-75(ot)
1/12/14	a	L	70-76
2/8/15	h	L	60-65
2/7/16	a	L	52-71
1/15/17	h	W	75-66
1/4/18	a	L	77-88
1/20/19	h	W	65-55
1/16/20	a	W	82-64
2/2/21	h	W	76-63
1/20/22	a	W	65-55

### SERIES

Home: 3-1, Away: 2-3, Neutral: 0-1

## TEMPLE

### SERIES TIED 2-2

DATE	H/A	RESULT	SCORE
2/23/90	n	L	79-87
12/9/90	n	W	83-68
11/20/06	a	L	62-76
11/18/07	h	W	59-49

### SERIES

Home: 1-0, Away: 0-1, Neutral: 1-1

## TENNESSEE

### TENNESSEE LEADS 6-0

DATE	H/A	RESULT	SCORE
2/2/87	a	L	74-100
1/11/88	h	L	79-96
2/15/89	a	L	71-88
11/26/10	n	L	42-66
11/11/12	h	L	54-71
11/17/13	a	L	76-87

### SERIES

Home: 0-2, Away: 0-3, Neutral: 0-1

## TENNESSEE STATE

### GT LEADS 2-0

DATE	H/A	RESULT	SCORE
11/24/89	h	W	93-61
12/30/10	h	W	82-11

### SERIES

Home: 2-0, Away: 0-0, Neutral: 0-0

## TENNESSEE TECH

### GT LEADS 1-0

DATE	H/A	RESULT	SCORE
11/30/08	n	W	68-56

### SERIES

Home: 0-0, Away: 0-0, Neutral: 0-1

## TENNESSEE TEMPLE

### GT LEADS 5-3

DATE	H/A	RESULT	SCORE
1975-76		L	35-55
		L	43-68
1976-77		W	55-53
		L	51-58
1977-78		W	67-49
		W	83-54
1/8/79	a	W	78-34
1/15/79	h	W	100-47

### SERIES

Home: 1-0, Away: 1-0, Neutral: 0-0

## TENNESSEE WESLEYAN

### TENNESSEE WESLEYAN LEADS 2-0

DATE	H/A	RESULT	SCORE
1976-77		L	50-74
		L	43-53

### SERIES

Home: 0-0, Away: 0-0, Neutral: 0-0

## TEXAS

### TEXAS LEADS 1-0

DATE	H/A	RESULT	SCORE
11/29/08	n	L	68-76

### SERIES

Home: 0-0, Away: 0-0, Neutral: 0-1

## TEXAS ARLINGTON

### GT LEADS 2-0

DATE	H/A	RESULT	SCORE
12/20/08	n	W	63-56
12/10/17	h	W	80-52

### SERIES

Home: 1-0, Away: 0-0, Neutral: 1-0

## TEXAS A&M

### TEXAS A&M LEADS 1-0

DATE	H/A	RESULT	SCORE
12/20/19	n	L	60-48

### SERIES

Home: 0-0, Away: 0-0, Neutral: 0-1

## TIFT COLLEGE

### TIFT COLLEGE LEADS 7-6

DATE	H/A	RESULT	SCORE
1974-75		L	45-82
		L	33-51
	n	L	54-65
		W	67-53
1975-76		L	50-67
		L	57-68
1976-77		L	64-72
		L	70-72
1977-78		W	72-58
		W	85-69
1/22/79	a	W	70-68
2/5/79	h	W	79-62
11/21/80	n	W	87-78

### SERIES

Home: 1-0, Away: 1-0, Neutral: 1-1



# SERIES HISTORY

## TROY

### GT LEADS 2-0

DATE	H/A	RESULT	SCORE
12/22/05	h	W	54-38
11/14/08	h	W	73-49

### SERIES

Home: 2-0, Away: 0-0, Neutral: 0-0

## TULANE

### GT LEADS 5-1

DATE	H/A	RESULT	SCORE
1977-78		W	68-53
1/10/81	h	W	72-58
11/13/07	a	W	66-61
1/4/09	h	W	69-52
3/21/16	h	L	61-64
12/3/20	h	W	55-51

### SERIES

Home: 3-1, Away: 1-0, Neutral: 0-0

## TULSA

### SERIES TIED 1-1

DATE	H/A	RESULT	SCORE
12/12/04	a	L	47-55
12/18/05	h	W	54-38

### SERIES

Home: 1-0, Away: 0-1, Neutral: 0-0

## UAB

### GT LEADS 6-1

DATE	H/A	RESULT	SCORE
2/20/86	h	W	67-66
12/6/86	n	W	77-65
11/27/87	h	W	101-75
11/23/91	a	L	72-91
1/3/05	h	W	74-49
11/18/05	a	W	68-55
3/18/18	h	W	91-47

### SERIES

Home: 4-0, Away: 1-1, Neutral: 1-0

## UCLA

### UCLA LEADS 1-0

DATE	H/A	RESULT	SCORE
12/19/94	n	L	69-81

### SERIES

Home: 0-0, Away: 0-0, Neutral: 0-1

## USC UPSTATE

### GT LEADS 2-0

DATE	H/A	RESULT	SCORE
12/6/07	h	W	92-45
12/5/15	h	W	87-46

### SERIES

Home: 2-0, Away: 0-0, Neutral: 0-0

## UTEP

### GT LEADS 1-0

DATE	H/A	RESULT	SCORE
12/20/13	n	W	104-54

### SERIES

Home: 0-0, Away: 0-0, Neutral: 1-0

## UTAH STATE

### GT LEADS 1-0

DATE	H/A	RESULT	SCORE
12/15/86	n	W	106-40

### SERIES

Home: 0-0, Away: 0-0, Neutral: 1-0

## VALDOSTA STATE

### VALDOSTA STATE LEADS 4-0

DATE	H/A	RESULT	SCORE
12/10/79	a	L	84-113
1/18/80	h	L	65-82
1/26/81	a	L	61-68
2/21/81	h	L	68-99

### SERIES

Home: 0-2, Away: 0-2, Neutral: 0-0

## VANDERBILT

### VANDERBILT LEADS 4-2

DATE	H/A	RESULT	SCORE
1978-79	a	W	69-67
2/19/79	h	W	71-63
11/17/79	a	L	61-67
1/28/80	h	L	67-77
1/9/82	h	L	74-80
1/21/07	n	L	55-72

### SERIES

Home: 1-2, Away: 1-1, Neutral: 0-0

## VILLANOVA

### SERIES TIED 1-1

DATE	H/A	RESULT	SCORE
12/18/82	n	L	59-68
11/29/14	n	W	71-63

### SERIES

Home: 0-0, Away: 0-0, Neutral: 1-1

## VIRGINIA

### VIRGINIA LEADS 59-17

DATE	H/A	RESULT	SCORE
11/24/79	a	L	44-85
1/17/81	h	L	42-66
2/12/81	n	L	49-61
1/16/82	a	L	45-75
2/15/82	h	L	51-56
11/21/82	a	L	59-80
2/14/83	h	W	55-54
1/23/84	h	L	65-75
2/18/84	a	L	50-89
3/2/84	n	L	58-75
1/21/85	h	L	47-71
2/16/85	a	L	67-97
11/24/85	a	L	52-86
2/15/86	h	L	64-82
3/1/86	n	L	64-90
1/17/87	h	L	66-76
2/11/87	a	L	56-78
1/20/88	a	L	69-90
2/25/88	h	L	68-91
1/21/89	h	W	105-80
2/4/89	a	L	74-91
1/20/90	h	L	77-97
2/3/90	a	L	65-94
3/3/90	n	L	65-73
1/19/91	h	L	72-98
2/2/91	a	L	94-98
1/25/92	a	L	74-79
2/8/92	h	L	62-86
3/9/92	n	L	69-70
1/23/93	h	L	81-107
2/5/93	a	L	53-88

1/22/94	a	L	75-88
2/6/94	h	L	54-82
1/21/95	a	L	53-73
2/20/95	h	L	53-61
1/20/96	h	L	58-79
2/20/96	a	L	62-80
1/16/97	a	L	53-74
2/13/97	h	W	72-60
2/28/97	n	L	63-77
12/6/97	h	W	84-65
1/30/98	a	L	57-93
1/14/99	a	L	62-82
2/18/99	h	L	73-86
1/3/00	a	L	70-83
2/3/00	h	L	65-66
3/2/02	h	W	70-65
2/8/01	a	W	87-70
1/10/02	h	W	92-61
2/11/02	a	L	79-85
3/2/02	n	L	58-60
1/16/03	a	L	63-74
2/16/03	h	L	54-56
1/12/04	a	L	59-60
2/12/04	h	W	65-55
1/20/05	h	L	38-61
2/23/06	a	L	51-57
2/22/07	h	W	73-49
3/2/08	a	L	101-103(2ot)
3/7/08	n	L	43-52
3/1/09	h	W	74-66
1/24/10	a	L	55-57
1/13/11	h	W	69-48
1/25/12	h	W	63-53
1/10/13	h	L	51-62
2/3/13	a	W	65-62
2/14/14	h	W	95-76
3/6/14	n	W	77-76
1/25/15	a	W	68-62
1/17/16	h	L	67-78
2/2/17	a	L	64-65 (ot)
1/28/18	h	L	56-62
3/1/18	n	L	58-60
2/24/19	a	L	45-53
12/29/19	h	W	61-51
1/9/22	h	W	67-31

### SERIES

Home: 14-21, Away: 3-28, Neutral: 1-9

## VIRGINIA COMMONWEALTH

### GT LEADS 1-0

DATE	H/A	RESULT	SCORE
12/5/87	n	W	73-63

### SERIES

Home: 0-0, Away: 0-0, Neutral: 1-0

## VIRGINIA TECH

### GT LEADS 12-8

DATE	H/A	RESULT	SCORE
3/22/03	n	L	59-61
2/16/05	a	L	48-73
2/19/06	h	L	54-70
2/5/07	a	L	68-73
2/29/08	h	W	76-43
2/26/09	a	W	73-68(ot)
1/31/10	h	W	61-47
1/27/11	a	W	78-57
3/3/11	n	W	81-58
2/23/12	a	W	76-66
2/8/13	h	L	61-63
1/23/14	a	W	73-52
2/1/15	h	W	79-71
2/4/16	a	W	51-34
2/5/17	h	W	87-81
1/25/18	a	L	62-68
2/17/19	h	W	76-68
2/13/20	a	L	64-61 (ot)
1/10/21	h	W	56-54

2/10/22	a	L	63-73
---------	---	---	-------

### SERIES

Home: 6-2, Away: 5-5, Neutral: 1-1

## WAGNER

### GT LEADS 2-0

DATE	H/A	RESULT	SCORE
12/29/84	a	W	81-70
12/19/00	a	W	73-50

### SERIES

Home: 0-0, Away: 2-0, Neutral: 0-0

## WAKE FOREST

### GT LEADS 49-27

DATE	H/A	RESULT	SCORE
11/25/79	n	W	94-67
2/2/80	a	L	71-80
2/10/81	h	W	78-62
1/31/82	a	W	64-53
2/23/83	h	W	93-72
2/4/84	a	L	70-79
2/25/84	h	W	77-74
1/5/85	a	L	49-54
2/9/85	h	L	55-77
2/1/86	h	L	60-73
2/9/86	a	L	62-75
1/12/87	a	W	95-82
2/14/87	h	W	72-70
1/23/88	h	L	66-71
2/7/88	a	L	79-87
1/8/89	a	L	57-85
2/11/89	h	W	88-82
1/6/90	h	L	52-70
2/18/90	a	L	59-73
1/6/91	a	L	72-85
2/7/91	h	W	74-67
1/8/92	h	W	74-56
2/21/92	a	W	83-66
1/10/93	a	L	70-85
2/21/93	h	W	85-72
1/9/94	h	W	70-60
2/20/94	a	L	69-70
1/12/95	h	W	83-77
2/11/95	a	L	61-66
1/10/96	a	L	67-81
2/11/96	h	W	75-65
1/19/97	a	W	80-65
2/16/97	h	W	83-67
1/11/98	a	W	80-60
2/13/98	h	W	58-53
2/26/98	n	W	78-67
1/4/99	a	L	72-77
2/3/99	h	W	74-58
1/6/00	a	W	73-62
2/6/00	h	W	60-54
1/25/01	a	L	71-79
2/25/01	h	W	79-63
1/4/02	a	W	65-56
2/3/02	h	L	61-64
1/31/03	a	W	74-70
3/3/03	h	W	77-60
1/29/04	h	L	55-57(ot)
2/20/04	a	L	61-63
3/5/04	n	L	59-61
2/6/05	a	W	40-37
1/22/06	h	W	66-61
1/28/07	a	W	58-45
1/10/08	h	W	57-47
2/3/09	a	L	60-68
1/14/10	h	W	72-66
3/5/10	n	W	52-45
1/17/11	a	W	54-46
1/12/12	h	W	71-67
2/16/12	a	W	67-52
1/31/13	h	W	89-82(ot)
2/21/13	a	W	82-64
3/7/13	n	L	67-86
1/16/14	h	W	79-63

# SERIES HISTORY

2/28/15	a	W	67-60
2/28/16	h	W	66-51
3/3/16	n	W	67-65
1/22/17	a	L	65-70 (ot)
1/21/18	h	W	79-67
2/10/19	a	W	60-46
1/5/20	a	L	65-60
2/9/20	h	W	62-52
1/21/21	a	W	73-44
2/7/21	h	L	52-61
12/19/21	h	W	62-45
2/27/22	a	W	64-56
3/3/22	n	W	45-40

**SERIES**  
Home: 26-7, Away: 16-18, Neutral: 4-2

## WASHINGTON

GT LEADS 2-0			
DATE	H/A	RESULT	SCORE
12/23/10	a	W	60-27
12/21/12	h	W	52-44

**SERIES**  
Home:1-0, Away:1-0, Neutral: 0-0

## WASHINGTON STATE

GT LEADS 1-0			
DATE	H/A	RESULT	SCORE
3/29/17	h	W	69-61

**SERIES**  
Home:1-0, Away: 0-0, Neutral: 0-0

## WEBER STATE

GT LEADS 1-0			
DATE	H/A	RESULT	SCORE
11/28/98	h	W	81-46

**SERIES**  
Home:1-0, Away: 0-0, Neutral: 0-0

## WEST GEORGIA

WEST GEORGIA LEADS 3-2			
DATE	H/A	RESULT	SCORE
1975-76		L	35-97
		L	38-83
1977-78	n	L	79-94
1/11/81	h	W	57-55
1/30/85	h	W	69-67

**SERIES**  
Home:2-0, Away: 0-0, Neutral: 1-1

## WEST VIRGINIA

WEST VIRGINIA LEADS 2-1			
DATE	H/A	RESULT	SCORE
2/16/83	h	L	78-86(ot)
11/28/03	n	L	61-75
3/23/21	n	W	73-56

**SERIES**  
Home:0-1, Away: 0-0, Neutral: 0-1

## WESTERN CAROLINA

GT LEADS 7-0			
DATE	H/A	RESULT	SCORE
2/22/85	h	W	83-61
2/4/87	h	W	85-47
2/1/89	h	W	69-46
1/2/91	h	W	94-71
12/28/95	h	W	88-48
11/10/13	h	W	87-47
11/14/18	h	W	84-49

**SERIES**  
Home:7-0, Away: 0-0, Neutral: 0-0

## WESTERN MICHIGAN

GT LEADS 1-0			
DATE	H/A	RESULT	SCORE
12/29/99	h	W	95-89 (ot)

**SERIES**  
Home:1-0, Away: 0-0, Neutral: 0-0

## WILLIAM & MARY

GT LEADS 3-0			
DATE	H/A	RESULT	SCORE
12/8/90	n	W	78-60
12/29/96	h	W	78-53
12/31/03	h	W	67-57

**SERIES**  
Home:2-0, Away: 0-0, Neutral: 1-0

## WINSTON-SALEM STATE

GT LEADS 1-0			
DATE	H/A	RESULT	SCORE
1/4/07	h	W	75-43

**SERIES**  
Home:1-0, Away: 0-0, Neutral: 0-0

## WINTHROP

GT LEADS 4-0			
DATE	H/A	RESULT	SCORE
11/25/88	h	W	83-61
12/30/90	h	W	124-47
12/18/08	n	W	65-27
11/13/09	h	W	63-30

**SERIES**  
Home:3-0, Away: 0-0, Neutral: 1-0

## WISCONSIN

GT LEADS 1-0			
DATE	H/A	RESULT	SCORE
12/5/19	h	W	60-41

**SERIES**  
Home:1-0, Away: 0-0, Neutral: 0-0

## WISCONSIN-GREEN BAY

WISCONSIN GREEN-BAY LEADS 2-1			
DATE	H/A	RESULT	SCORE
3/26/92	n	W	78-77
11/26/11	n	L	62-67(ot)
11/28/14	n	L	50-71

**SERIES**  
Home:0-0, Away: 0-0, Neutral: 1-2

## WISCONSIN-MILWAUKEE

GT LEADS 1-0			
DATE	H/A	RESULT	SCORE
11/24/12	n	W	66-57

**SERIES**  
Home:0-0, Away: 0-0, Neutral: 1-0

## WOFFORD

GT LEADS 1-0			
DATE	H/A	RESULT	SCORE
12/30/18	h	W	81-40

**SERIES**  
Home: 1-0, Away: 0-0, Neutral: 0-0

## RANKINGS HISTORY

## TECH IN FINAL POLLS

YEAR	RECORD	AP	USA TODAY
2011	24-11	24	--
2012	26-9	15	10
2021	17-9		22

## TECH IN AP TOP 25

<b>Last time ranked in AP Top 25</b>	#25, Feb. 28, 2022
<b>Last time ranked in AP Top 10</b>	N/A
<b>Weeks ranked in AP poll</b>	49
<b>Weeks ranked in Top 10</b>	N/A
<b>Weeks ranked in Top 5</b>	N/A
<b>Highest AP Ranking</b>	#11 - Feb. 7, 2022
<b>vs. AP Top 25 all-time</b>	39-254
<b>vs. AP Top 10 all-time</b>	11-122
<b>vs. AP Number 1 all-time</b>	0-10

## TECH VS. NO. 1

DATE	OPPONENT	W/L	SCORE
Nov. 29, 1984	Georgia	L	69-100
Jan. 19, 1991	Virginia	L	72-68
Jan. 27, 1992	at Maryland	L	54-75
March 9, 1992	vs. Virginia	L	69-70
Jan. 13, 2003	Duke	L	59-79
Jan. 8, 2015	Duke	L	41-81
Feb. 5, 2006	North Carolina	L	56-75
Nov. 16, 2008	at Connecticut	L	71-82
Nov. 21, 2010	Connecticut	L	51-71
March 24, 2012	vs. Baylor	L	68-83

## TECH VS. TOP 10

DATE	OPPONENT	W/L	SCORE
Nov. 27, 1979	at #11 Maryland	L	78-94
Jan. 12, 1980	at #8 NC State	L	38-97
Feb. 8, 1980	vs. #9 NC State	L	48-99
Jan. 3, 1981	#9 NC State	L	55-74
Jan. 4, 1982	#7 NC State	L	62-76
Jan. 30, 1982	at #5 NC State	L	48-75
Feb. 17, 1982	at #9 Maryland	L	64-77
Dec. 16, 1982	at #3 Maryland	L	64-88
Jan. 10, 1983	#3 Maryland	L	57-69
Dec. 2, 1983	#3 Georgia	L	52-89
Dec. 14, 1983	at #9 Maryland	L	59-80
Nov. 29, 1984	#1 Georgia	L	69-100
Dec. 4, 1985	at #2/2 Georgia	L	58-93
Feb. 15, 1986	#5 Virginia	L	64-82
March 1, 1986	vs. #3 Virginia	L	64-90
Jan. 17, 1987	#4 Virginia	L	66-76
Feb. 2, 1987	at #3 Tennessee	L	74-100
Feb. 11, 1987	at #8 Virginia	L	56-78
Jan. 11, 1988	#4 Tennessee	L	79-96
Jan. 20, 1988	at #7 Virginia	L	69-90
Feb. 25, 1988	#9 Virginia	L	68-91
Nov. 28, 1988	#3 Georgia	L	58-73
Jan. 4, 1989	#5 Maryland	L	60-85
Feb. 6, 1989	at #6 Maryland	L	74-106
Feb. 15, 1989	at #3 Tennessee	L	71-88
Nov. 29, 1989	at #4 Georgia	L	70-85
Jan. 2, 1990	#6 NC State	W	79-78
Jan. 20, 1990	at #9 Virginia	L	77-97
Feb. 16, 1990	at #9 NC State	L	55-80
Jan. 4, 1991	at #2 NC State	L	79-97
Jan. 19, 1991	#1 Virginia	L	72-98
Feb. 2, 1991	at #1 Virginia	L	94-98
Feb. 16, 1991	#7 NC State	L	74-98
Jan. 25, 1992	at #2 Virginia	L	74-79
Jan. 27, 1992	at #1 Maryland	L	54-75
Feb. 8, 1992	#2 Virginia	L	62-86

Feb. 17, 1992	#4 Maryland	L	63-71
March 7, 1992	#4 Maryland	W	68-67
March 9, 1992	#1 Virginia	L	69-70
Jan. 14, 1993	#3 Maryland	L	66-77
Feb. 7, 1993	at #7 Maryland	L	70-75
Jan. 16, 1994	at #4 North Carolina	L	51-87
Feb. 12, 1994	#3 North Carolina	L	79-89
March 5, 1994	vs. #5 North Carolina	L	55-78
Jan. 7, 1995	at #4 North Carolina	L	62-74
Feb. 20, 1995	#6 Virginia	L	53-61
Jan. 20, 1996	#7 Virginia	L	58-79
Nov. 29, 1996	#9 Notre Dame	L	69-76
Jan. 5, 1997	#7 NC State	W	73-72
Jan. 30, 1997	#6 North Carolina	L	77-80
Feb. 13, 1997	#9 Virginia	W	72-60
Dec. 6, 1997	#9 Virginia	W	84-65
Jan. 8, 1998	#8 North Carolina	L	48-69
Feb. 1, 1998	at #7 NC State	L	60-85
Feb. 8, 1998	at #5 North Carolina	L	58-85
Feb. 27, 1998	#8 Duke	L	56-100
Dec. 3, 1998	at #9 North Carolina	L	68-85
Jan. 18, 1999	#5 Georgia	L	82-88
Jan. 24, 1999	at #7 North Carolina	W	91-84
Feb. 7, 1999	#9 Duke	L	73-74
Nov. 30, 1999	#6 NC State	L	70-80
Jan. 20, 2000	vs. #7 Georgia	L	58-86
Dec. 8, 2000	#5 Georgia	L	61-78
Jan. 11, 2001	at #5 Duke	L	83-86
Feb. 12, 2001	#4 Duke	L	54-74
Dec. 27, 2001	#10 Georgia	L	52-69
Dec. 30, 2001	#6 Duke	L	60-76
Jan. 31, 2002	at #5 Duke	L	50-86
Nov. 17, 2002	at #5 Kansas St.	L	59-83
Jan. 13, 2003	#1 Duke	L	59-79
Feb. 2, 2003	at #7 North Carolina	L	64-76
Feb. 13, 2003	at #Duke	L	43-82
March 9, 2003	vs #2 Duke	L	52-76
Jan. 8, 2004	#1 Duke	L	45-77
Feb. 7, 2004	at #2 Duke	L	41-81
Dec. 3, 2004	#6 Georgia	W	55-49
Jan. 17, 2005	at #1 Duke	L	59-82
Feb. 20, 2005	#3 Duke	L	55-73
Jan. 11, 2006	#2 Duke	L	59-67
Jan. 18, 2006	at #4 North Carolina	L	56-85
Jan. 26, 2006	at #6 Maryland	L	71-79
Feb. 5, 2006	#1 North Carolina	L	56-75
Dec. 3, 2006	#8 Georgia	L	69-79
Jan. 2, 2007	#2 North Carolina	L	57-69
Jan. 10, 2007	at #3 Duke	L	51-83
Feb. 1, 2007	#4 Maryland	W	77-72
March 2, 2007	#6 Maryland	L	59-75
Dec. 2, 2007	at #7 Georgia	L	64-71
Jan. 5, 2008	at #4 North Carolina	L	78-99
Jan. 20, 2008	at #4 Maryland	L	95-99 (20T)
Jan. 24, 2008	#10 Duke	L	47-73
Feb. 10, 2008	#3 North Carolina	L	61-75
Nov. 16, 2008	at #1 Connecticut	L	71-82
Nov. 29, 2008	vs. #9 Texas	L	68-76
Jan. 22, 2009	#2 North Carolina	W	66-62
Jan. 25, 2009	at #4 Duke	L	34-60
Feb. 15, 2009	at #8 North Carolina	L	50-73
March 24, 2009	vs. #4 Oklahoma	L	50-69
Jan. 6, 2010	at #7 North Carolina	L	78-89
Feb. 15, 2010	#10 Florida State	L	59-69
Feb. 19, 2010	#8 Duke	L	50-64
March 6, 2010	vs. #9 Duke	L	55-67
Nov. 21, 2010	#1 Connecticut	L	51-71
Nov. 26, 2010	#4 Tennessee	L	42-66
Jan. 6, 2011	#8 North Carolina	W	71-70
Jan. 21, 2011	at #3 Duke	L	32-69
March 5, 2011	vs. #8 Duke	L	66-74
Jan. 6, 2012	at #5 Maryland	L	74-77

Jan. 18, 2012	#5 Duke	L	62-79
Feb. 6, 2012	#8 Maryland	L	56-64
March 5, 2012	vs. #6 Maryland	L	65-68
March 24, 2012	vs. #1 Baylor	L	68-83
Dec. 2, 2012	#8 Georgia	L	50-60
Dec. 6, 2012	at #4 Duke	L	52-85
Jan. 20, 2013	#10 Maryland	L	57-66
Nov. 17, 2013	at #4 Tennessee	L	76-87
Jan. 5, 2014	#4 Duke	L	47-64
Jan. 19, 2014	at #6 Maryland	L	81-92
Feb. 17, 2014	at #2 Notre Dame	L	72-87
Jan. 2, 2015	#7 Louisville	L	48-75
Jan. 11, 2015	at #8 North Carolina	L	81-96
Jan. 22, 2015	at #6 Notre Dame	L	76-89
Jan. 30, 2015	#9 Florida State	L	62-82
Feb. 19, 2015	#4 Notre Dame	L	61-71
Dec. 30, 2015	#3 Notre Dame	L	76-85
Jan. 28, 2016	#3 Notre Dame	L	42-54
March 4, 2016	#6 Louisville	L	50-60
Jan. 2, 2017	#7/2 Notre Dame	L	38-55
Jan. 17, 2017	#9/8 Louisville	L	51-91
Jan. 26, 2017	#6 Florida State	L	63-69
Feb. 12, 2017	#7 Notre Dame	L	69-90
Nov. 25, 2017	#8 Baylor	L	57-80
Dec. 28, 2017	#3/4 Louisville	L	71-74
Jan. 7, 2018	#2 Notre Dame	L	54-77
Feb. 11, 2018	#5 Notre Dame	L	69-85
Feb. 25, 2018	#9/12 Florida State	L	61-64
Nov. 29, 2018	#7 Maryland	L	54-67
Jan. 6, 2019	#2 Notre Dame	L	55-76
Jan. 13, 2019	#2 Louisville	L	44-61
Jan. 27, 2019	#8 NC State	L	60-68
Feb. 3, 2019	#5 Notre Dame	L	50-90
Feb. 16, 2020	#4 NC State	W	65-61
Feb. 20, 2020	#5/6 Louisville	L	58-47
March 6, 2020	#10 NC State	L	57-48
Dec. 31, 2020	#3/3 NC State	L	75-84
Feb. 11, 2021	#3 Louisville	L	70-85
March 6, 2021	#3/4 NC State	L	61-66
March 28, 2021	#6/5 South Carolina	L	65-76
Dec. 9, 2021	#3/2 UConn	W	57-44
Jan. 2, 2022	#3/2 Louisville	L	48-50
Feb. 7, 2022	#5/3 NC State	L	48-59

<b>Last win vs. Top 10 Team:</b>	Dec. 9, 2021
<b>Last home win vs. Top 10 team:</b>	Dec. 9, 2021
<b>Last road win vs. Top 10 team:</b>	Feb. 16, 2020
<b>Last ACC win vs. Top 10 team:</b>	Feb. 16, 2020

## WINS AGAINST RANKED TEAMS

DATE	OPPONENT	H/A	SCORE
Jan. 6, 1987	#13 Maryland	H	81-80 (OT)
Jan. 21, 1989	#13 Virginia	H	105-80
Jan. 2, 1990	#6 NC State	H	79-78
Jan. 18, 1990	#15 Maryland	H	70-68
Jan. 17, 1992	#16 NC State	H	83-72
Feb. 4, 1992	at #18 Clemson	A	59-57
March 7, 1992	vs. #4 Maryland	N	68-67
March 8, 1992	vs. #18 Clemson	N	74-73
Jan. 15, 1993	#15 North Carolina	H	73-63
Jan. 25, 1996	#18 Clemson	H	55-38
Feb. 25, 1996	at #17 Clemson	A	72-62
Jan. 5, 1997	#7 NC State	H	73-72
Feb. 13, 1997	#9 Virginia	H	72-60
Dec. 6, 1997	#9 Virginia	H	84-65
Dec. 5, 1998	at #17/14 NC State	A	74-73
Jan. 24, 1999	#7/6 North Carolina	H	91-84
Jan. 13, 2000	#15/12 North Carolina	H	55-44
Feb. 24, 2000	at #14/11 NC State	A	69-52
March 4, 2000	vs. #15/14 NC State	N	71-62
Jan. 7, 2001	#25 Virginia	H	70-65

# RANKINGS HISTORY

Feb. 8, 2001	at #24 Virginia	A	87-70		Feb. 13, 2012	20	22
Jan. 17, 2002	at #17/15 North Carolina	A	81-62		Feb. 20, 2012	17	19
Dec. 27, 2002	vs. #24/22 Georgia	N	55-49		Feb. 27, 2012	15	18
Dec. 3, 2004	#6/6 Georgia	H	55-49		March 5, 2012	15	13
Feb. 1, 2007	#4/4 Maryland	H	77-72		March 12, 2012	15	
Dec. 3, 2008	#21/24 Michigan St.	H	70-57		April 4, 2012		10
Jan. 22, 2009	#2/3 North Carolina	H	66-62	2012-13	Preseason	22	20
March 1, 2009	#22/19 Virginia	H	74-66	2020-21	April 5, 2021		22
Dec. 5, 2010	#21/22 Georgia	H	69-53	2021-22	Preseason	T17	20
Jan. 6, 2011	#8/8 North Carolina	H	71-70		Nov. 15, 2021	18	
Feb. 24, 2011	at #13/16 North Carolina	A	64-57		Nov. 23, 2021	RV	25
March 4, 2011	vs. #13/15 Maryland	N	70-64		Dec. 13, 2021	18	21
Feb. 12, 2012	at #23/RV North Carolina	A	56-64		Dec. 20, 2021	17	19
March 20, 2012	vs. #17/16 Georgetown	N	76-64		Dec. 27, 2021	16	16
Feb. 6, 2014	#13/11 North Carolina	H	94-91		Jan. 3, 2022	16	17
Feb. 26, 2015	#16/17 Duke	H	71-62		Jan. 10, 2022	15	16
Jan. 15, 2017	#24 Syracuse	H	75-66		Jan. 17, 2022	18	18
Nov. 18, 2018	#14 Georgia	H	63-53		Jan. 24, 2022	14	17
Jan. 20, 2019	#12 Syracuse	H	65-55		Jan. 31, 2022	12	17
Jan. 2, 2020	#23/RV Miami	H	61-54		Feb. 7, 2022	11	16
Jan. 9, 2020	#11 Florida State	A	67-52		Feb. 14, 2022	16	18
Feb. 16, 2020	#4 NC State	A	65-61		Feb. 21, 2022	22	24
Feb. 23, 2020	#17/18 Florida State	H	65-62		Feb. 28, 2022	25	25
March 23, 2021	#17/20 West Virginia	N	73-56				
Dec. 5, 2021	#20/19 Georgia	A	55-54				
Dec. 9, 2021	#3/2 UConn	H	57-44				
Jan. 23, 2022	#20/20 North Carolina	H	55-38				

## Overall (47 wins)

**Most Points Scored:** 105 vs. #13 Virginia (1/21/89)

**Largest Margin of Victory:** 25, 105-80 vs. #13 Virginia (1/21/89)

**Highest Ranked Opponent Beaten:** #2/3 North Carolina (1/22/09)

**Home Wins:** 29

**Away Wins:** 11

**Neutral Wins:** 7

# NATIONAL POLL HISTORY

SEASON	DATE	AP	USA TODAY
1992-93	Dec. 22, 1992	25	25
	Dec. 29, 1992	23	21
	Jan. 5, 1993	23	23
	Jan. 12, 1993	23	25
	Jan. 26, 1993	24	
2007-08	Jan. 21, 2008	23	23
2008-09	Dec. 15, 2008	25	
	Dec. 22, 2008	23	25
	Dec. 29, 2008	23	24
	Jan. 5, 2009	22	22
	Jan. 12, 2009	24	25
2009-10	Preseason	19	
	Nov. 30, 2009	23	
	Dec. 14, 2009	25	
	Dec. 21, 2009	24	
	Dec. 28, 2009	24	
	Jan. 4, 2010	20	
	Jan. 11, 2010	21	
	Jan. 18, 2010	22	
	Jan. 25, 2010	25	
	Feb. 1, 2010	21	
	Feb. 8, 2010	21	
	Feb. 15, 2010	19	
	Feb. 23, 2010	22	
	Jan. 24, 2011	25	
	Jan. 31, 2010	25	
	March 7, 2011	24	
2011-12	Nov 22, 2011		25
	Jan. 24, 2012		24
	Jan. 30, 2012	24	22
	Feb. 6, 2012	22	23



## ACC TOURNAMENT RESULTS

## YEAR-BY-YEAR RESULTS

**1980, College Park, Md.**

QF #1 NC State def. #8 GT, 99-48

**1981, Clemson, S.C.**

QF #2 Virginia def. #7 GT, 61-49

**1982, Raleigh, N.C.**

QF #4 Clemson def. #5 GT, 62-54

**1983, Fayetteville, N.C.**

QF #2 UNC def. #7 GT, 85-80

**1984, Fayetteville, N.C.**

QF #1 Virginia def. #8 GT, 75-58

**1985, Fayetteville, N.C.**

QF #1 NC State def. #8 GT, 87-60

**1986, Fayetteville, N.C.**

QF #1 Virginia def. #8 GT, 90-64

**1987, Fayetteville, N.C.**

QF #3 UNC def. #6 GT, 64-54

**1988, Fayetteville, N.C.**

QF #2 Maryland def. #7 GT, 102-74

**1989, Fayetteville, N.C.**

QF #3 Clemson def. #6 GT, 94-74

**1990, Fayetteville, N.C.**

QF #2 Virginia def. #7 GT, 73-65

**1991, Fayetteville, N.C.**

QF #2 Maryland def. #7 GT, 91-73

**1992, Rock Hill, S.C.**

QF #7 GT def. #2 Maryland, 68-67

SF #7 GT def. #3 Clemson, 74-73

CG #1 Virginia def. #7 GT, 70-69

**1993, Rock Hill, S.C.**

QF #5 Clemson def. #4 GT, 87-66

**1994, Rock Hill, S.C.**

QF #2 UNC def. #7 GT, 78-55

**1995, Rock Hill, S.C.**

QF #3 NC State def. #6 GT, 88-70

**1996, Rock Hill, S.C.**

1R #9 FSU def. #8 GT, 64-51

**1997, Charlotte, N.C.**

QF #2 Virginia def. #7 GT, 77-63

**1998, Charlotte, N.C.**

1R #8 GT def. #9 Wake Forest, 78-67

QF #1 Duke def. #8 GT, 100-56

**1999, Charlotte, N.C.**

QF #3 UNC def. #6 GT, 87-71

**2000, Greensboro, N.C.**

QF #6 GT def. #3 NC State, 71-62

SF #2 Duke def. #6 GT, 77-56

**2001, Greensboro, N.C.**

1R #7 UNC def. #8 GT, 79-64

**2002, Greensboro, N.C.**

QF #4 Virginia def. #5 GT, 60-58

**2003, Greensboro, N.C.**

QF #5 GT def. #4 FSU, 64-59

SF #1 Duke def. #5 GT, 76-52

**2004, Greensboro, N.C.**

1R #9 Wake Forest def. #8 GT, 61-59

**2005, Greensboro, N.C.**

1R #9 Miami def. #8 GT, 60-58

**2006, Greensboro, N.C.**

1R #11 GT def. #6 Miami, 79-62

QF #3 Maryland def. #11 GT, 71-66

**2007, Greensboro, N.C.**

1R #6 GT def. #11 Miami, 66-52

QF #3 Maryland def. #6 GT, 75-59

**2008, Greensboro, N.C.**

1R #5 GT def. #12 Miami, 76-49

QF #4 Virginia def. #5 GT, 52-43

**2009, Greensboro, N.C.**

1R #12 Clemson def. #5 GT, 81-69

**2010, Greensboro, N.C.**

QF #4 GT def. #5 Wake Forest, 52-45

SF #1 Duke def. #4 GT, 67-55

**2011, Greensboro, N.C.**

1R #5 GT def. #12 VT, 81-58

QF #5 GT def. #4 Maryland, 70-64

SF #1 Duke def. #5 GT, 74-66

**2012, Greensboro, N.C.**

QF #4 GT def. #5 UNC, 54-53

SF #4 GT def. #9 NCSU, 81-67

CG #3 Maryland def. #4 GT, 68-65

**2013, Greensboro, N.C.**

1R #10 WF def. #7 GT, 86-67

**2014, Greensboro, N.C.**

2R #7 GT def. #10 Virginia, 77-76

QF #2 Duke def. #7 GT, 82-52

**2015, Greensboro, N.C.**

1R #11 GT def. #14 Clemson, 80-53

2R #6 North Carolina def. #11 GT, 84-64

**2016, Greensboro, N.C.**

2R #7 GT def. #10 Wake Forest, 67-65

QF #2 Louisville def. #7 GT, 60-50

**2017, Conway, S.C.**

1R #10 GT def. #15 Boston College, 71-67

2R #7 Miami def. #10 GT, 87-71

**2018, Greensboro, N.C.**

1R #10 GT def. #15 Clemson, 61-52

2R #7 Virginia def. #10 GT, 60-58

**2019, Greensboro, N.C.**

2R #8 North Carolina def. #9 GT, 80-73

**2020, Greensboro, N.C.**

2R #7 GT def. #15 Pitt, 68-58

QF #2 NC State def. #7 GT, 57-48

**2021, Greensboro, N.C.**

QF #3 GT def. #11 Clemson, 60-57

SF #2 NC State def. #3 GT, 66-61

**2022, Greensboro, N.C.**

2R #6 GT def. #11 Wake Forest, 45-40

QF #3 Notre Dame def. #6 GT, 71-53

## ROUND-BY-ROUND RESULTS

**ACC First Round (8-6)**

1996 #9 FSU def. #8 GT, 64-51

1998 #8 GT def. #9 WF, 78-67

2001 #7 UNC def. #8 GT, 79-64

2004 #9 WF def. #8 GT, 61-59

2005 #9 Miami def. #8 GT, 60-58

2006 #11 GT def. #6 Miami, 79-62

2007 #6 GT def. #11 Miami, 66-52

2008 #5 GT def. #12 Miami, 76-49

2009 #12 CU def. #5 GT, 81-69

2011 #5 GT def. #12 VT, 81-58

2013 #10 WF def. #7 GT, 86-67

2015 #11 GT def. #14 Clemson, 80-53

2017 #10 GT def. #15 Boston College, 71-67

2018 #10 GT def. #15 Clemson, 61-52

**ACC Second Round (4-4)**

2014 #7 GT def. #10 Virginia, 77-76

2015 #6 UNC def. #11 GT, 84-64

2016 #7 GT def. #10 Wake Forest, 67-65

2017 #7 Miami def. #10 GT, 87-71

2018 #7 Virginia def. #10 GT, 60-58

2019 #8 North Carolina def. #9 GT, 80-73

2020 #7 GT def. #15 Pitt, 68-58

2022 #6 GT def. #11 Wake Forest, 45-40

**ACC Quarterfinals (7-26)**

1980 #1 NCST def. #8 GT, 99-48

1981 #2 Virginia def. #7 GT, 61-49

1982 #4 CU def. #5 GT, 62-54

1983 #2 UNC def. #7 GT, 85-80

1984 #1 Virginia def. #8 GT, 75-58

1985 #1 NCST def. #8 GT, 87-60

1986 #1 Virginia def. #8 GT, 90-64

1987 #3 UNC def. #6 GT, 64-54

1988 #2 Md def. #7 GT, 102-74

1989 #3 CU def. #6 GT, 94-74

1990 #2 Virginia def. #7 GT, 73-65

1991 #2 Md def. #7 GT, 91-73

1992 #7 GT def. #2 Md, 68-67

1993 #5 CU def. #4 GT, 87-66

1994 #2 UNC def. #7 GT, 78-55

1995 #3 NCST def. #6 GT, 88-70

1997 #2 Virginia def. #7 GT, 77-63

1998 #1 Duke def. #8 GT, 100-56

1999 #3 UNC def. #6 GT, 87-71

2000 #6 GT def. #3 NCST, 71-62

2002 #4 Virginia def. #5 GT, 60-58

2003 #5 GT def. #4 FSU, 64-59

2006 #3 Md def. #11 GT, 71-66

2007 #3 Md def. #6 GT, 75-59

2008 #4 Virginia def. #5 GT, 52-43

2010 #4 GT def. #5 WF, 52-45

2011 #5 GT def. #4 Md, 70-64

2012 #4 GT def. #5 UNC, 54-53

2014 #2 Duke def. #7 GT, 82-52

2016 #2 Louisville def. #7 GT, 60-50

2020 #2 NC State def. #7 GT, 57-48

2021 #3 GT def. #11 Clemson, 60-57

2022 #3 Notre Dame def. #6 GT, 71-53

**ACC Semifinals (2-5)**

1992 #7 GT def. #3 CU, 74-73

2000 #2 Duke def. #6 GT, 77-56

2003 #1 Duke def. #5 GT, 76-52

2010 #1 Duke def. #4 GT, 67-55

2011 #1 Duke def. #5 GT, 74-66

2012 #4 GT def. #9 NCST, 81-67

2021 #2 NC State def. #3 GT, 66-61

**ACC Championship Game (0-2)**

1992 #1 Virginia def. #7 GT, 70-69

2012 #3 Md def. #4 GT, 68-65

# POSTSEASON TOURNAMENT RESULTS

## ACC Tournament Fact

Georgia Tech became the lowest seeded team in ACC Tournament history to qualify for the championship game in 1992 when the seventh-seeded Jackets scored a pair of one-point victories over nationally-ranked Maryland and Clemson to reach the final. Tech topped the second-seeded and fourth-ranked Terrapins, 68-67, in the first round and edged the third-seeded and 18th-ranked Tigers, 74-73, in the semifinals. In the championship game, Tech battled top-seeded and top-ranked Virginia tough, before falling by a one-point margin, 70-69.

## NCAA TOURNAMENT

The Yellow Jackets made their first appearance in the NCAA Tournament in 1992-93 with a 16-10 record and an 8-8 ACC mark. Tech didn't return to the NCAA Tournament for 10 years, making its next trip in 2003, but then the Jackets participated in every Big Dance from 2007 - 2012. In 2012, Georgia Tech made its breakthrough to reach the program's first Sweet 16 with a 76-64 win against Georgetown in the second round.

### 1993: Midwest Region

Evanston, Ill.

M17 64 at Northwestern L, 62-90

### 2003: East Region

West Lafayette, Ind.

#10 seed

M22 64 vs. #7 Virginia Tech L, 59-61

### 2007: Dallas Region

Minneapolis, Minn.

#7 Seed

M17 64 vs. #10 DePaul W, 55-54

M19 32 vs. #2 Purdue L, 63-76

### 2008: Greensboro Region

Des Moines, Iowa

#10 seed

M22 64 vs. #7 Iowa State L, 55-58

### 2009: Oklahoma City Region

Iowa City, Iowa

#9 seed

M22 64 vs. #8 Iowa W, 76-62

M24 32 vs. #1 Oklahoma L, 50-69

### 2010: Kansas City Region

Norman, Oklahoma

#6 seed

M21 64 vs. #11 Arkansas Little Rock L, 53-63

### 2011: Dayton Region

Columbus, Ohio

#5 seed

M19 64 vs. #12 Bowling Green W, 69-58

M21 32 at #4 Ohio State L, 60-67

### 2012: Des Moines Region

Chapel Hill, N.C.

#4 seed

M18 64 vs. #13 Sacred Heart W, 76-50

M20 32 vs. #5 Georgetown W, 76-64

Des Moines, Iowa

M24 16 vs. #1 Baylor L, 68-83

### 2014: Louisville Region

Baton Rouge, La.

#10 seed

M23 64 at #7 LSU L, 78-98

### 2021: Hemisfair Region

San Antonio, Texas

#5 seed

M21 64 vs. #12 Stephen F. Austin W, 54-52

M23 32 vs. #4 West Virginia W, 73-56  
M38 16 vs. #1 South Carolina L, 65-76

### 2022: Stanford Region

Stanford, Calif.

#9 seed

M18 64 vs. #8 Kansas L, 58-77

### Georgia Tech All-Time NCAA Record

Overall: 7-11

Round of 64: 5-6

Round of 32: 2-3

Sweet 16: 0-2

Neutral Site: 5-7

Opponent Site: 1-3

### Georgia Tech vs. Conferences in NCAA Tournament

Big 12: 1-4

BIG EAST: 2-1

Big Ten: 1-3

Mid-American: 1-0

Northeast: 1-0

SEC: 0-2

Southland: 1-0

Sun Belt: 0-1



The Yellow Jackets made it to the NCAA Tournament in 2007 which was the first of six-straight appearances in the Big Dance from 2007-12.

## WNIT

In the first postseason appearance in school history, Georgia Tech's women's basketball team captured the 1992 National Women's Invitational Tournament in Amarillo, Texas. En route to the title, the Jackets defeated Wisconsin-Green Bay, 78-77, in the first round, Nebraska, 73-68, in the semifinals, and Hawaii, 90-72, in the championship game. The 1992 NWIT not only marked Tech's first postseason appearance, but it also marked the first NWIT title for an ACC school. In 1998, the NWIT switched names to the WNIT.

### 1992: Cal Farley Coliseum; Amarillo, Texas (NWIT)

M26 Wisconsin-Green Bay W 78-77

M27 Nebraska W 73-68

M28 Hawaii W 90-72

### 2000: Multiple Sites (WNIT)

M16 Southern Mississippi(1) W 76-71 (ot)

M18 at Chattanooga(2) W 81-74

M21 at Arkansas(3) L 67-78

### 2001: Humphrey Coliseum; Starkville, Miss.(WNIT)

M15 Mississippi State L 73-77

### 2002: Alexander Memorial Coliseum; Atlanta, Ga.(WNIT)

M13 Miami L 64-73

### 2015: Multiple Sites (WNIT)

M19 Elon W 69-47

M22 at Ole Miss (5) L 48-63

### 2016: McCamish Pavilion, Atlanta, Ga. (WNIT)

M17 Mercer W 73-56

M21 Tulane L 61-64

### 2017: Multiple Sites (WNIT)

M16 Jacksonville (4) W 71-55

M19 UCF (4) W 63-51

M23 MTSU (4) W 70-57

M26 Alabama (4) W 76-66

M29 Washington State (4) W 69-61

A1 at Michigan (6) L 79-89 (ot3)

### 2018: Multiple Sites (WNIT)

M15 Bethune Cookman (4) W 85-32

M18 UAB (4) W 91-47

M22 at Alabama (7) L 59-61

(1): Alexander Memorial Coliseum, Atlanta, Ga.

(2): McKenzie Arena, Chattanooga, Tenn.

(3): Arkansas Arena, Fayetteville, Ark.

(4): McCamish Pavilion, Atlanta, Ga.

(5): Tad Smith Coliseum, Oxford, Miss.

(6): Calihan Hall, Detroit, Mich.

(7): Coleman Coliseum, Tuscaloosa, Ala.

Eight Tournaments: Won 14 Lost 7

1992 NWIT Champions

## OTHER POSTSEASON TOURN.

### 1975 GAIW State Tournament

vs. Fort Valley L 39-76

vs. Tift L 54-65

### 1976 GAIW State Tournament

vs. Berry L 41-109

vs. North Georgia L 35-69

### 1977 GAIW State Tournament

vs. Morris Brown W 75-27

vs. Spelman W 55-43

### 1978 GAIW State Tournament

vs. West Georgia L 79-94

### 1979 GAIW State Tournament

vs. Berry L 68-92

### 1980 GAIW State Tournament

F. 21 at Georgia Southern L 51-87

### 1981 GAIW State Tournament

F. 26 vs. Georgia L 70-89

Seven Tournaments: Won 2 Lost 8

# HONORS & AWARDS

## ALL-AMERICANS

### JOYCE PIERCE

1993 - KODAK/WBCA HONORABLE MENTION



### KISHA FORD

1997 - ASSOCIATED PRESS HONORABLE MENTION  
1997 - KODAK/WBCA HONORABLE MENTION



### SONJA MALLORY

2003 - KODAK/WBCA HONORABLE MENTION



### ALEX MONTGOMERY

2011 - KODAK/WBCA HONORABLE MENTION



### TYAUNNA MARSHALL

2013 - ASSOCIATED PRESS HONORABLE MENTION  
2014 - ASSOCIATED PRESS HONORABLE MENTION  
2013 - KODAK/WBCA HONORABLE MENTION



### AALIYAH WHITESIDE

2016 - WBCA HONORABLE MENTION



### LORELA CUBAJ

2021 - WBCA HONORABLE MENTION  
2022 - WBCA HONORABLE MENTION



### LOTTA-MAJ LAHTINEN

2021 - WBCA HONORABLE MENTION



## FRESHMAN ALL-AMERICA

Kisha Ford	1994	Basketball Times
Niesha Butler	1999	Women's Basketball Journal Women's Basketball News Service
Tyaunna Marshall	2011	Full Court Press (Third Team)

## MCDONALD'S HIGH SCHOOL ALL-AMERICA

Kasha Terry	2002
Kaela Davis	2013
Elizabeth Balogun	2018
Elizabeth Dixon	2018

## STREET & SMITH'S HIGH SCHOOL ALL-AMERICA

Janie Mitchell	2002	Honorable Mention
Nia Josiah	2003	Honorable Mention
Jill Ingram	2003	Honorable Mention
Daphne Mitchell	2003	Honorable Mention
Janie Mitchell	2003	Honorable Mention
Nia Josiah	2004	Honorable Mention
April Phillips	2004	Honorable Mention
Tiffany Blackmon	2005	Honorable Mention
Angel Buie	2005	Honorable Mention
Nia Josiah	2005	Honorable Mention
Iasia Hemingway	2007	Honorable Mention
Alex Montgomery	2007	Honorable Mention

## PARADE HIGH SCHOOL ALL-AMERICA

Jackie Farmer	1987
Aisha Howard	1996
Iasia Hemingway	2007
Alex Montgomery	2007



# HONORS & AWARDS

## WBCA HIGH SCHOOL ALL-AMERICA

Kasha Terry	2002	Honorable Mention
Jillian Ingram	2004	
Iasia Hemingway	2007	
Kaela Davis	2013	

## ALL STAR GIRLS REPORT HIGH SCHOOL ALL-AMERICA

Jillian Ingram	2004	Fourth Team
Daphne Mitchell	2004	Fourth Team
Janie Mitchell	2004	Fifth Team

## ACC AWARDS

Beginning with the 2012-13 season, the ACC released separate coaches and media All-ACC teams.

### ALL-ACC

#### BY NAME:

Ardossi, Brigitte	2010	2nd
Bootz, Delores	1986	2nd
Bootz, Delores	1987	2nd
Bootz, Delores	1988	2nd
Butler, Niesha	1999	2nd
Butler, Niesha	2001	3rd
Cubaj, Lorela	2021	1st (Coaches; Media)
Cubaj, Lorela	2022	1st (Coaches; Media)
Davis, Kaela	2014	2nd (Coaches; Media)
Davis, Kaela	2015	1st (Coaches; Media)
Ford, Kisha	1995	2nd
Ford, Kisha	1996	2nd
Ford, Kisha	1997	1st
Goodlett, Sasha	2012	2nd
Higgs, Stephanie	2005	Honorable Mention
Higgs, Stephanie	2007	3rd
Lahtinen, Lotta-Maj	2021	1st (Media); 2nd (Coaches)
Lahtinen, Lotta-Maj	2022	Honorable Mention
Lounsbury, Karen	1990	2nd
Mallory, Sonja	2002	2nd
Mallory, Sonja	2003	1st
Marshall, Tyaunna	2011	3rd
Marshall, Tyaunna	2012	2nd
Marshall, Tyaunna	2013	1st (Coaches; Media)
Marshall, Tyaunna	2014	1st (Coaches; Media)
Martinez, Milli	2002	2nd
Mitchell, Janie	2007	Honorable Mention
Mitchell, Janie	2008	3rd
Montgomery, Alex	2009	3rd
Montgomery, Alex	2010	3rd
Montgomery, Alex	2011	2nd
Neal, Ida	1989	1st
Nnamaka, Chioma	2008	Honorable Mention
Pan, Francesca	2020	2nd (Coaches); HM (Media)
Pierce, Joyce	1991	2nd
Pierce, Joyce	1992	2nd
Pierce, Joyce	1993	2nd
Stewart, Alex	2003	3rd
Stewart, Alex	2004	Honorable Mention
Stokes, Fallon	2003	3rd
Stokes, Fallon	2004	2nd
Tate, Regina	2002	3rd
Walker, Marielle	1988	2nd
Whiteside, Aaliyah	2016	1st

#### BY YEAR:

Bootz, Delores	1986	2nd
Bootz, Delores	1987	2nd
Bootz, Delores	1988	2nd
Walker, Marielle	1988	2nd
Neal, Ida	1989	1st
Lounsbury, Karen	1990	2nd
Pierce, Joyce	1991	2nd
Pierce, Joyce	1992	2nd
Pierce, Joyce	1993	2nd
Ford, Kisha	1995	2nd
Ford, Kisha	1996	2nd
Ford, Kisha	1997	1st

Butler, Niesha	1999	2nd
Butler, Niesha	2001	3rd
Mallory, Sonja	2002	2nd
Martinez, Milli	2002	2nd
Tate, Regina	2002	3rd
Mallory, Sonja	2003	1st
Stewart, Alex	2003	3rd
Stokes, Fallon	2003	3rd
Stewart, Alex	2004	Honorable Mention
Stokes, Fallon	2004	2nd
Higgs, Stephanie	2005	Honorable Mention
Higgs, Stephanie	2007	3rd
Mitchell, Janie	2007	Honorable Mention
Mitchell, Janie	2008	3rd
Nnamaka, Chioma	2008	Honorable Mention
Montgomery, Alex	2009	3rd
Ardossi, Brigitte	2010	2nd
Montgomery, Alex	2010	3rd
Marshall, Tyaunna	2011	3rd
Montgomery, Alex	2011	2nd
Goodlett, Sasha	2012	2nd
Marshall, Tyaunna	2012	2nd
Marshall, Tyaunna	2013	1st (Coaches; Media)
Marshall, Tyaunna	2014	1st (Coaches; Media)
Davis, Kaela	2014	2nd (Coaches; Media)
Davis, Kaela	2015	1st (Coaches; Media)
Whiteside, Aaliyah	2016	1st (Coaches; Media)
Pan, Francesca	2020	2nd (Coaches); HM (Media)
Cubaj, Lorela	2021	1st (Coaches; Media)
Lahtinen, Lotta-Maj	2021	1st (Media); 2nd (Coaches)
Cubaj, Lorela	2022	1st (Coaches; Media)
Lahtinen, Lotta-Maj	2022	Honorable Mention

### ACC ALL-FRESHMAN TEAM

Kathy Dortch	1993
Kisha Ford	1994
Carla Munnion	1994
Niesha Butler	1999
Chioma Nnamaka	2005
Alex Montgomery	2008
Tyaunna Marshall	2011
Sydney Wallace	2012
Brittany Jackson	2013 (Coaches; Media)
Kaela Davis	2014 (Coaches; Media)
Francesca Pan	2017 (Coaches; Media)
Kierra Fletcher	2018 (Coaches; Media)
Elizabeth Balogun	2019 (Coaches; Media)
Elizabeth Dixon	2019 (Coaches; Media)

### ACC ALL-DEFENSIVE TEAM

Milli Martinez	2002
Sonja Mallory	2003
Jacqua Williams	2008, '09
Alex Montgomery	2011
Tyaunna Marshall	2013
Tyaunna Marshall	2014
Lorela Cubaj	2021, '22

### ACC DEFENSIVE PLAYER OF THE YEAR

Lorela Cubaj	2021 (co)
Lorela Cubaj	2022

### ACC MOST IMPROVED PLAYER

Lotta-Maj Lahtinen	2021
--------------------	------

### ACC SIXTH PLAYER OF THE YEAR

Alex Montgomery	2010
Zaire O'Neil	2018

### ACC ROOKIE OF THE YEAR

Niesha Butler	1999
Francesca Pan	2017 (Coaches; Media)
Elizabeth Balogun	2019 (Coaches; Media)

### ACC COACH OF THE YEAR

Neil Fortner	2021 (Media)
--------------	--------------

### ACC ALL-TOURNAMENT TEAM

Devony Caldwell	1992
Joyce Pierce	1992
Kisha Ford (2nd Team)	1994
Carla Munnion (2nd Team)	1998
Milli Martinez (2nd Team)	2000
Fallon Stokes (2nd Team)	2003
Stephanie Higgs (2nd Team)	2006
Alex Montgomery (2nd Team)	2010
Tyaunna Marshall (2nd Team)	2011
Sasha Goodlett (1st Team)	2012
Tyaunna Marshall (1st Team)	2012
Metra Walthour (2nd Team)	2012
Francesca Pan (2nd Team)	2020
Lorela Cubaj (2nd Team)	2021

### ACC LEGEND

Ida Neal Smith	2005
Kisha Ford	2006
Dolores Bootz	2007
Bonnie Tate	2008
Karen Lounsbury	2009
Joyce Pierce	2010
Tory Ehle-Rule	2011
Bernadette McGlade	2012
Danielle Donehew	2013
Agnus Berenato	2014
Sonja Mallory	2015
Carla Munnion	2016

### ACC PLAYER OF THE WEEK

Dolores Bootz	Jan. 5, 1986
Marielle Walker	Dec. 1, 1986; Dec. 14, 1987
Karen Lounsbury	Dec. 19, 1988
Ida Neal	Jan. 23, 1989
Sheila Wagner	Jan. 31, 1990
Kisha Ford	Dec. 20, 1993; Feb. 14, 1994; Feb. 17, 1997
Carla Munnion	Dec. 4, 1995; Dec. 18, 1995
Kenya Williams	Nov. 23, 1998
Niesha Butler	Jan. 8, 2001
Regina Tate	Nov. 26, 2001
Sonja Mallory	Jan. 21, 2002
Fallon Stokes	Nov. 24, 2003*; Dec. 8, 2003
Stephanie Higgs	Dec. 27, 2004; Feb. 5, 2007
Janie Mitchell	Dec. 10, 2007; Dec. 17, 2007
Chioma Nnamaka	Feb. 4, 2008
Brigitte Ardossi	Feb. 1, 2010
Alex Montgomery	Dec. 6, 2010; Dec. 27, 2010*
Tyaunna Marshall	Dec. 17, 2012; Feb. 4, 2013; Feb. 25, 2013; Feb. 10, 2014
Aaliyah Whiteside	Nov. 16, 2015
Zaire O'Neil	Feb. 6, 2017
Lotta-Maj Lahtinen	Dec. 14, 2020
Lorela Cubaj	Dec. 13, 2021

### ACC ROOKIE OF THE WEEK

Stacey Buchannon	Dec. 20, 1993
Kisha Ford	Jan. 10, 1994
Danielle Donehew	Feb. 17, 1997
Betsy Foy	Dec. 8, 1997
Niesha Butler	Nov. 23, 1998*; Nov. 30, 1998; Dec. 7, 1998; Dec. 21, 1998; Jan. 4, 1999; Jan. 25, 1999, Feb. 1, 1999
Megan Harpring	Feb. 24, 2003
Chioma Nnamaka	Dec. 27, 2004
Alex Montgomery	Dec. 26, 2007; Jan. 21, 2008
Iasia Hemingway	Jan. 28, 2008
Mo Bennett	Nov. 17, 2008
Sasha Goodlett	Feb. 9, 2009
Sharena Taylor	Dec. 14, 2009



# HONORS & AWARDS

Tyaunna Marshall	Nov. 15, 2010*; Nov. 22, 2010; Dec. 6, 2010; Jan. 3, 2010; Jan. 10, 2010
Aaliyah Whiteside	Dec. 24, 2012
Brittany Jackson	Nov. 19, 2012, Jan. 14, 2013
Kaela Davis	Nov. 11, 2013, Dec. 9, 2013, Jan. 20, 2014 .March 3, 2014
Francesca Pan	Nov. 28, 2016, Jan. 9, 2017, Jan. 16, 2017, Feb. 20, 2017, Feb. 27, 2017
Chanin Scott	Dec. 12, 2016
Kierra Fletcher	Feb. 19, 2018
Elizabeth Balogun	Dec. 17, 2018, Dec. 23, 2018, Jan. 7, 2019, Jan. 21, 2019
Elizabeth Dixon	Nov. 19, 2018, Jan. 14, 2019, Feb. 11, 2019
Loyal McQueen	Dec. 14, 2020

## REGION HONORS

### GEORGIA COMMISSION ON WOMEN COLLEGIATE SPORTSWOMAN OF THE YEAR

Regina Tate	2001-02
-------------	---------

### GEORGIA HALL OF FAME COACH OF THE YEAR

Agnus Berenato	1991-91
----------------	---------

### ATLANTA TIPOFF CLUB COACH OF THE YEAR

Agnus Berenato	1991-92, 2002-03
MaChelle Joseph	2006-07, 2011-12
Nell Fortner	2019-20

### ATLANTA TIPOFF CLUB STATE OF GEORGIA COLLEGE PLAYER OF THE YEAR

Kisha Ford	1993-94
Niesha Butler	1998-99
Sonja Mallory	2002-03
Janie Mitchell	2007-08
Brigitte Ardossi	2009-10
Alex Montgomery	2010-11
Sasha Goodlett	2011-12
Tyaunna Marshall	2012-13; 2013-14
Kaela Davis	2014-15
Aaliyah Whiteside	2015-16
Lorela Cubaj	2020-21; 2021-22

### ATLANTA WOMEN IN SPORTS ATHLETE OF THE MONTH

Kisha Ford	March, 1994
------------	-------------

### ATLANTA TIPOFF CLUB GEORGIA PLAYER OF THE MONTH

Marielle Walker	January, 1988
Ida Neal	January, 1989
Karen Lounsbury	January, 1990

### BOY SCOUTS OF AMERICA PEACH OF AN ATHLETE

Angie Fischer	1993	Honoree
Kisha Ford	1995	Honoree
Danielle Donehew	2000	Honoree
Shayla Bivins	2014	Honoree
Lotta-Maj Lahtinen	2022	Female Winner

## ACADEMIC HONORS

### ACADEMIC ALL-ACC

Danielle Donehew	1998, '00
Regina Tate	1999, '01
Kenya Williams	1999
Jessica Williams	2005

Alex Montgomery	2008
Deja Foster	2010
Danielle Hamilton-Carter	2013
Shayla Bivins	2014
Roddreka Rogers	2015, '16
Antonia Peresson	2016
Francesca Pan	2017, '18, '19, '20
Elo Edeferioka	2018
Kierra Fletcher	2019, '20, '21
Lotta-Maj Lahtinen	2020, '21, '22
Nerea Hermosa	2021
Eylia Love	2022

### COSIDA/VERIZON ACADEMIC ALL-AMERICA

Tory Ehle	1987	Honorable Mention
Karen Lounsbury	1990	
Karen Lounsbury	1991	

### COSIDA/VERIZON ACADEMIC ALL-DISTRICT

Danielle Donehew	1999	Second Team
	2000	First Team
Regina Tate	2002	Second Team
Lotta-Maj Lahtinen	2021	
	2022	

### GEORGIA TECH BOBBY DODD SCHOLARSHIP

Karen Lounsbury	1990-91
Angie Fischer	1992-93
Regina Tate	1998-99
Deja Foster	2009-10

### GEORGIA TECH HOMER RICE SCHOLARSHIP

Danielle Donehew	1997-98
------------------	---------

### ACC WEAVER-JAMES-CARRIGAN POSTGRADUATE SCHOLARSHIP

Danielle Donehew	2001
Regina Tate	2002
Kierra Fletcher	2021
Lotta-Maj Lahtinen	2022

### MARIE JAMES SCHOLARSHIP AWARD (ACC'S TOP FEMALE SCHOLAR-ATHLETE)

Marlene Mainland	1988
------------------	------

### CHARLES T. STONER LAW SCHOLARSHIP

Jacqua Williams	2009
Deja Foster	2011
Shayla Bivins	2014

## MISCELLANEOUS

### ESPNW NATIONAL PLAYER OF THE WEEK

Tyaunna Marshall	Feb. 10, 2014
------------------	---------------

### USA BASKETBALL U.S. OLYMPIC TEAM TRIALS INVITE

Joyce Pierce	1992
--------------	------

### USA BASKETBALL SELECT TEAM

Joyce Pierce	1992	Jones Cup
		Gold Medal (Taipai, Taiwan)
Kisha Ford	1995	Jones Cup
		Bronze Medal (Taipai, Taiwan)

### USA BASKETBALL U.S. OLYMPIC FESTIVAL

Dolores Bootz	1986	South Team
		Gold Medal (Houston, Texas)
Joannah Kauffman	1995	South Team
		(Colorado Springs, Colo.)
Joyce Pierce	1990	South Team
		(Minneapolis, Minn.)
Bronda Davis	1991	South Team
		Gold Medal (Los Angeles, Calif.)

Kisha Ford	1994	East Team
		Bronze Medal, All-Tournament
April Phillips	2004	West Team
		(Colorado Springs, Colo.)
Jasmine Duffey	2005	Blue Team
		(Colorado Springs, Colo.)

# HONORS & AWARDS

## GEORGIA TECH HALL OF FAME

### KATE BRANDT

Played: 1981-84  
Inducted: 1989



### TORY EHLE

Played: 1984-87  
Inducted: 1990




### BONNIE TATE

Played: 1977-79  
Inducted: 1991



### JAMIE POSEY

Played: 1978-81  
Inducted: 1992



### LEE ANN WOODHULL

Played: 1980-83  
Inducted: 1993



### DOLORES BOOTZ

Played: 1985-88  
Inducted: 1994



### IDA NEAL

Played: 186-89  
Inducted: 1995



### MARIELLE WALKER

Played: 1985-88  
Inducted: 1996



### BERNADETTE MCGLADE

Coached: 1982-88  
Inducted: 1998




### KAREN LOUNSBURY

Played: 1989-92  
Inducted: 2006



### KISHA FORD

Played: 1994-97  
Inducted: 2008



### AGNUS BERENATO

Coached: 1988-2003  
Inducted: 2021



# #PROJACKETS

## WNBA DRAFT

PLAYER	YEAR	ROUND (PICK)	TEAM
Kisha Ford	1997	4th (27)	New York Liberty
Sonja Mallory	2003	2nd (24)	New York Liberty
Kasha Terry	2006	2nd (26)	Indiana Fever
Chioma Nnamaka	2008	2nd (21)	San Antonio Silver Stars
Brigitte Ardossi	2010	2nd (21)	Atlanta Dream
Alex Montgomery	2011	1st (10)	New York Liberty
Sasha Goodlett	2012	1st (11)	Indiana Fever
Tyaunna Marshall	2014	2nd (14)	New York Liberty
Lorela Cubaj	2022	2nd (18)	New York Liberty



In 2012, Sasha Goodlett was invited to Bristol, Connecticut for the 2012 WNBA Draft where she became the second Yellow Jacket to be drafted in the first round of the draft.

## YELLOW JACKETS IN THE PROS

Player	Organization	Years
Brigitte Ardossi	Atlanta Dream	2010
	COB Calais, France	2010
	Canberra Capitals, Australia	2011-12
Dolores Bootz	Galatasaray, Istanbul, Turkey	1988-89
	Megafesa, Lugo, Spain	1990-91
	Caja Segovia, Segovia, Spain	1991-93
Lorela Cubaj	New York Liberty (WNBA)	2022
	Italy	2022
Kisha Ford	New York Liberty (WNBA)	1997-98
	Orlando Miracle (WNBA)	1999
	Miami Sol (WNBA)	2000-01
Sasha Goodlett	Indiana Fever (WNBA)	2012-13
	Chicago Sky (WNBA)	2014-15
Stephanie Higgs	Greece	2007
Jill Ingram	Sweden	2008
Joannah Kauffman	Turkey	1999
Lotta-Maj Lahtinen	Belgium	2022
Milli Martinez	Puerto Rico	2002-04
Sonja Mallory	Phoenix Mercury (WNBA)	2003
	Lithuania, Hungary	2003
Daphne Mitchell	Finland	2009-10
Janie Mitchell	Bulgaria	2008
Alex Montgomery	New York Liberty (WNBA)	2011-14
	San Antonio Stars (WNBA)	2015-17
	Chicago Sky (WNBA)	2018
Chioma Nnamaka	Atlanta Dream (WNBA)	2008
	Lithuania	2009
	France	2010
	Poland/Sweden	2011-12
Jasmina Pacariz	Sweden	2008
Francesca Pan	Italy	2020
Alex Stewart	Iceland	2004
Digna Strautmene	Australia	2022
Kasha Terry	Indiana Fever (WNBA)	2006-08
	Atlanta Dream (WNBA)	2008
Imani Tilford	Australia	2018
Katarina Vuckovic	Germany	2017
Marielle Walker	Switzerland	1988-89
Aimee Weiss	Denmark	1996-2003



Alex Montgomery wrapped up her fifth year in the pros in 2015

Chelsea Regins played right in Atlanta after graduation



## ***RECORDS***

<b>Tech Records</b>	<b>79-83</b>
<b>Individual Records</b>	<b>84-85</b>
<b>Opponent Records</b>	<b>85-86</b>
<b>Career Leaders</b>	<b>87-88</b>
<b>Records by Class</b>	<b>89</b>
<b>Annual Leaders</b>	<b>90-91</b>
<b>Year-by-Year Stats</b>	<b>92-93</b>
<b>The Last Time</b>	<b>94</b>
<b>1,000 Point Scorers</b>	<b>95-96</b>
<b>NCAA Tournament Records</b>	<b>97-104</b>



# RECORDS

## TECH GAME RECORDS

### 100+ POINT GAMES

124	vs. Winthrop, 12/30/90
124	vs. Presbyterian, 12/2/85
116	vs. Converse, 12/1/84
115	vs. Rider, 11/29/91
114	vs. Chattanooga, 11/30/91
114	vs. Rider, 12/5/90
111	vs. Morris Brown, 2/23/02
111	vs. Fairfield, 12/30/94
111	vs. Hofstra, 12/4/92
110	vs. Appalachian State, 12/18/92
108	vs. Iona, 12/20/87
107	vs. Georgia State, 2/13/95
106	vs. Utah State, 12/15/86
105	vs. Morgan State, 11/16/14
105	vs. Manhattan, 12/30/96
105	vs. Virginia, 1/21/89
104	vs. Portland State, 12/17/13
103	vs. Charleston Southern, 12/7/99
102	vs. Mount St. Mary's, 11/25/00
102	vs. UTEP, 12/20/13
102	vs. Southeastern Louisiana, 11/18/15
101	vs. Mercer, 12/28/10
101	vs. Virginia, 3/2/08
101	vs. Alabama, 12/29/92
101	vs. North Carolina, 1/9/91
101	vs. UAB, 11/27/87
100	vs. Lafayette, 12/30/98
100	vs. Coppin State, 1/15/92
100	vs. Tennessee Temple, 1/15/79

### LARGEST MARGIN OF VICTORY

85 (116-31)	vs. Converse (12/1/84)
77 (124-47)	vs. Winthrop (12/30/90)
76 (90-14)	vs. Atlanta Christian (1975-76)
71 (82-11)	vs. Tenn State (h) (12/30/10)
71 (111-40)	vs. Morris Brown (2/23/02)
68 (124-56)	vs. Presbyterian (12/2/85)
66 (106-40)	vs. Utah St. (12/15/87)
65 (99-34)	vs. Atlanta Christian (1976-77)
62 (100-38)	vs. Georgia Baptist (1977-78)
60 (97-37)	vs. Alabama State (11/11/11)
58 (100-42)	vs. Coppin State (h) (1/15/92)
57 (101-44)	vs. Mercer (h) (12/28/10)
57 (95-38)	vs. Lafayette (h) (12/10/94)
57 (114-57)	vs. Chattanooga (h) (11/30/91)

### LARGEST MARGIN OF VICTORY (ACC GAMES)

37 (85-48)	vs. Boston College (h) (2/19/12)
<b>36 (67-31)</b>	<b>vs. Virginia (h) (1/9/22)</b>
35 (89-54)	vs. Clemson (a) (2/22/09)
33 (76-43)	vs. Virginia Tech (h) (2/29/08)
33 (66-33)	vs. Clemson (h) (12/31/17)
32 (97-65)	vs. Florida State (h) (1/22/96)
31 (91-61)	vs. Virginia (h) (1/10/02)
30 (86-56)	vs. Florida State (h) (2/19/03)
29 (59-30)	vs. Maryland (h) (2/3/96)
29 (77-48)	vs. Pittsburgh (a) (2/6/20)
29 (73-44)	vs. Wake Forest (a) (1/21/21)

### LONGEST WINNING STREAK

13	1976-77 to 1977-78
13	2010-2011
10	2002-03
9	1977-78
8	2009-10
8	2008-09
8	2007-08
8	1995-96
8	1991-92 to 1992-93
8	1986-87

### LARGEST MARGIN OF DEFEAT

123 (18-141)	Savannah (1975-76)
94 (13-107)	Berry (1975-76)
83 (22-105)	Albany State (1975-76)
74 (31-105)	Berry (1974-75)

69 (25-94)	Shorter (1974-75)
67 (46-113)	Duke (1/7/99)
61 (28-89)	Auburn (1975-76)
61 (40-101)	Georgia State, (1975-76)
61 (35-96)	Georgia (1974-75)
60 (20-80)	Augusta (1975-76)
60 (33-93)	Albany State (1975-76)

### LARGEST MARGIN OF DEFEAT (ACC GAMES)

67 (46-113)	Duke (a) (1/7/99)
59 (38-97)	NC State (a) (1/12/80)
47 (31-78)	North Carolina (a) (1/18/07)
44 (56-100)	Duke (h) (2/27/98)
41 (58-99)	North Carolina (h) (1/6/83)
41 (44-85)	Virginia (11/24/79)

### LONGEST LOSING STREAK

19	1975-76
12	1979-80 to 1980-81
8	1987-88
8	1979-80
7	1974-75
7	1983-84
7	1984-85
7	2004-05
7	2005-06

### MOST POINTS IN A HALF

70 (2nd)	vs. Presbyterian (12/2/85)
66 (2nd)	vs. Converse (12/1/84)
64 (2nd)	vs. North Carolina (1/9/91)
64 (1st)	vs. Winthrop (12/30/90)
63 (2nd)	vs. Rider (1/29/91)
63 (2nd)	vs. Rider (12/5/90)

### MOST FG MADE IN A HALF

31 (2nd)	vs. Presbyterian (12/2/85)
31 (2nd)	vs. Converse (12/1/84)
30 (2nd)	vs. North Carolina (1/9/91)
27 (2nd)	vs. Winthrop (1/30/90)
27 (1st)	vs. Presbyterian (12/2/85)

### MOST FG ATT. IN A HALF

51 (2nd)	vs. Rider (12/5/90)
51 (2nd)	vs. Presbyterian (12/2/85)
50 (2nd)	vs. Converse (12/1/84)
49 (2nd)	vs. USC Upstate (12/6/07)
49 (2nd)	vs. Notre Dame (2/3/19)
49 (1st)	vs. Hofstra (12/4/92)
49 (1st)	vs. Converse (12/1/84)

### HIGHEST FG PERCENTAGE IN A HALF

<b>.824 (14-17) (2nd)</b>	<b>at Clemson (1/30/22)</b>
.742 (23-31) (2nd)	vs. Fairfield (12/30/94)
.727 (24-33) (1st)	vs. UAB (3/18/18)
.700 (21-30) (1st)	vs. Kennesaw State (11/22/11)
.692 (18-26) (2nd)	vs. Rider (11/29/91)
.688 (22-32) (1st)	vs. NC State (3/3/12)
.686 (24-35) (1st)	vs. E. Wash. (11/24/01)
.682 (15-22) (1st)	vs. Clemson (1/26/02)
.682 (15-22) (2nd)	vs. Arizona (1/7/85)

### MOST THREES MADE IN A HALF

8 (2nd)	vs. Georgia (11/17/19)
8 (1st)	vs. Virginia (2/14/14)
8 (1st)	vs. Florida State (1/31/99)
8 (2nd)	vs. NC State (1/28/99)
8 (2nd)	vs. Mercer (11/25/96)
9 (1st)	vs. Appalachian State (12/11/16)
7 (1st)	vs. Boston College (12/9/20)
7 (1st)	vs. ETSU (12/15/19)
7 (1st)	vs. Alabama (12/18/15)
7 (1st)	vs. USC Upstate (12/5/15)
7 (1st)	vs. Florida State (2/27/14)
7 (1st)	vs. Clemson (1/30/14)
7 (1st)	vs. Loyola Chicago (11/14/14)
7 (1st)	vs. Alabama State (12/17/14)
7 (2nd)	vs. Western Carolina (11/10/13)
7 (2nd)	vs. Boston College (2/19/12)

7 (1st)	vs. Maryland (2/19/97)
6	vs. Several Teams

### MOST THREES ATT. IN A HALF

22 (2nd)	vs. Virginia (2/24/19)
21 (1st)	vs. Alabama State (12/17/14)
20 (1st)	vs. Georgia State (12/3/16)
19 (2nd)	vs. Clemson (2/19/04)
<b>18 (1st)</b>	<b>vs. Furman (12/12/21)</b>
18 (2nd)	vs. Duke (1/5/17)
17 (1st)	vs. Western Carolina (11/14/18)
17 (2nd)	vs. Duke (2/1/18)
17 (2nd)	vs. Virginia (1/17/16)
17 (1st)	vs. Loyola Chicago (11/13/15)
17 (1st)	vs. Clemson (2/19/04)
<b>16 (2nd)</b>	<b>vs. Boston University (12/21/21)</b>
16 (2nd)	vs. NC State (12/31/20)
16 (2nd)	vs. Notre Dame (2/3/19)
16 (1st)	at Georgia (11/22/15)
16 (2nd)	vs. Virginia (1/14/99)
16 (1st)	vs. Pacific (12/19/89)
16 (1st)	vs. Virginia (1/10/13)
<b>15 (1st)</b>	<b>vs. Clemson (2/13/22)</b>
<b>15 (1st)</b>	<b>vs. Virginia (1/9/22)</b>
<b>15 (2nd)</b>	<b>vs. Furman (12/12/21)</b>
15 (1st)	vs. Appalachian State (12/11/16)
15 (1st)	vs. Mercer (12/7/16)
15 (2nd)	vs. Wake Forest (3/3/16)
15 (2nd)	vs. Alabama (12/18/15)
15. (2nd)	vs. USC Upstate (12/5/15)
15 (2nd)	vs. Michigan State (12/4/14)
15 (1st)	vs. Morgan State (11/16/14)
15 (1st)	vs. Lipscomb (12/29/14)
15 (1st)	vs. Iowa State (3/22/08)
15 (1st)	vs. Davidson (11/9/07)
15 (2nd)	vs. Mercer (11/25/96)
15 (2nd)	vs. Pacific (12/19/89)

### MOST FT MADE IN A HALF

29 (2nd)	vs. Clemson (1/26/02)
26 (2nd)	vs. NC State (1/8/93)
24 (2nd)	vs. Wake Forest (1/4/02)
24 (2nd)	vs. Rider (11/29/91)
23 (2nd)	vs. Dayton (11/25/16)
23 (1st)	vs. Alabama State (11/24/15)
23 (2nd)	vs. North Carolina (2/26/10)
23 (2nd)	vs. North Carolina (1/29/89)
23 (2nd)	vs. Virginia (1/21/89)

### MOST FT ATT. IN A HALF

42 (2nd)	vs. Clemson (1/26/02)
35 (2nd)	vs. Coppin State (1/15/92)
34 (2nd)	vs. NC State (1/8/93)
33 (2nd)	vs. Wake Forest (1/4/02)
32 (2nd)	vs. North Carolina (1/29/89)

### FEWEST POINTS SCORED IN HALF

<b>12 (1st)</b>	<b>vs. Miami (2/20/22)</b>
12 (2nd)	vs. Miami (1/30/20)
12 (1st)	vs. Maryland (1/30/94)
13 (1st)	vs. Notre Dame (2/3/19)
13 (1st)	vs. NC State (2/10/05)
13 (1st)	vs. Duke (1/8/04)
14 (2nd)	vs. Houston (11/9/18)
14 (1st)	vs. Georgia (12/2/12)
15 (1st)	vs. Duke (1/21/11)
15 (2nd)	vs. North Carolina (1/18/07)
<b>16 (2nd)</b>	<b>at Miami (1/16/22)</b>
<b>16 (1st)</b>	<b>vs. Auburn (11/21/21)</b>
16 (1st)	vs. 13/13 Rutgers (11/25/11)
16 (1st)	vs. NC State (2/28/10)
16 (1st)	vs. North Carolina (1/18/07)
16 (2nd)	vs. Wake Forest (2/6/05)
16 (1st)	vs. Duke (2/7/04)
16 (2nd)	vs. Kansas State (11/17/02)
16 (1st)	vs. Duke (1/9/00)
17	11 times

### FEWEST FG MADE IN A HALF

<b>3 (1st)</b>	<b>vs. Miami (2/20/22)</b>
----------------	----------------------------

# RECORDS

3 (1st)	vs. 13/13 Rutgers (11/25/11)
3 (1st)	vs. Wake Forest (3/5/10)
3 (2nd)	vs. North Carolina (1/18/07)
4 (1st)	vs. Duke (1/25/09)
4 (2nd)	vs. Kansas State (11/17/02)
4 (2nd)	vs. Clemson (2/11/99)
5 (2nd)	vs. Boston College (1/19/20)
5 (2nd)	vs. Miami (1/30/20)
5 (1st)	vs. Notre Dame (2/3/19)
5 (1st)	vs. Notre Dame (1/7/18)
5 (2nd)	vs. Duke (1/21/11)
5 (2nd)	vs. Oklahoma (3/24/09)
5 (1st)	vs. Florida State (2/27/05)
5 (1st)	vs. Duke (1/9/00)
5 (2nd)	vs. Maryland (1/30/94)
5 (1st)	vs. Duke (1/31/83)
5 (2nd)	vs. Mercer (2/3/82)
5 (2nd)	vs. Virginia (11/24/79)

## FEWEST FG ATT. IN A HALF

14 (2nd)	vs. Duke (1/21/11)
14 (1st)	vs. NC State (1/8/93)
16 (2nd)	vs. Green Bay (11/26/11)
16 (1st)	vs. Duke (2/6/82)
<b>17 (2nd)</b>	<b>at Clemson (1/30/22)</b>
17 (2nd)	at Syracuse (2/7/16)
17 (1st)	vs. Georgia Southern (2/24/81)
18 (2nd)	at Florida St. (2/18/21)
18 (1st)	vs. Houston (11/9/18)
18 (2nd)	at Virginia Tech (2/23/12)
19 (1st)	vs. Wake Forest (3/5/10)
19 (1st)	vs. Clemson (2/24/05)
19 (1st)	vs. NC State (2/10/05)
19 (1st)	vs. Duke (2/7/04)
19 (2nd)	vs. Wake Forest (1/9/94)
20	25 times

## LOWEST FG PERCENTAGE IN A HALF

<b>.130 (3-23) (1st)</b>	<b>vs. Miami (2/20/22)</b>
.130 (3-23) (1st)	vs. 13/13 Rutgers (11/25/11)
.130 (3-23) (2nd)	vs. N. Carolina (1/18/07)
.138 (4-29) (2nd)	vs. Kansas St. (11/17/02)
.147 (5-34) (1st)	vs. Notre Dame (2/3/19)
.156 (7-45) (1st)	vs. Maryland (1/13/05)
.158 (3-19) (1st)	vs. Wake Forest (3/5/10)
.167 (4-24) (2nd)	vs. Clemson (2/11/99)
.171 (6-35) (2nd)	vs. Clemson (2/19/04)
.172 (5-29) (2nd)	vs. Oklahoma (3/24/09)
.172 (5-29) (1st)	vs. Duke (1/9/00)
.176 (6-34) (2nd)	vs. NC State (1/27/13)
.182 (4-22) (1st)	vs. Duke (1/25/09)
.185 (5-27) (1st)	vs. Duke (1/31/83)
.189 (7-37) (2nd)	vs. Tulsa (12/12/04)
.189 (7-37) (2nd)	vs. Georgia (12/27/01)
.194 (6-31) (2nd)	vs. Virginia (2/8/92)

## MOST POINTS SCORED

124	vs. Winthrop (12/31/90)
124	vs. Presbyterian (12/2/85)
116	vs. Converse (12/1/84)
115	vs. Rider (11/29/91)
114	vs. UTC (11/30/91)
114	vs. Rider (12/5/90)

## MOST COMBINED POINTS SCORED - GAME

204	vs. Virginia (3/2/08)
204	vs. Alabama (12/29/92)
197	vs. Valdosta State (12/10/79)
196	vs. Iona (12/20/87)
194	vs. Georgia (12/13/94)
192	Two Times

## MOST POINTS IN A LOSS

101	vs. Virginia (3/2/08)
101	vs. Alabama (12/29/92)
94	vs. Virginia (2/2/91)
92	vs. Furman (11/25/89)
90	vs. North Carolina (1/31/19)
89	vs. Houston (11/9/18)
87	vs. Maryland (1/15/04)

85 Three Times

## MOST POINTS IN OVERTIME

20	vs. Wake Forest (1/31/13)
18	vs. Clemson (1/23/03)
17	vs. Houston (11/9/18)
<b>15</b>	<b>vs. Clemson (2/13/22)</b>
15	vs. Miami (1/27/10)
14	vs. NC State (2/2/12)
14	vs. Florida State (1/31/96)
14	vs. Duke (1/29/93)
14	vs. Duke (1/28/89)
14	vs. Richmond (11/26/88)

## FEWEST POINTS SCORED

31	vs. North Carolina (1/18/07)
32	vs. Duke (1/21/11)
34	vs. Duke (1/25/09)
38	vs. Notre Dame (1/2/17)
38	vs. NC State (1/12/80)
<b>39</b>	<b>vs. Miami (2/20/22)</b>
40	vs. Rutgers (11/25/11)
40	vs. Duke (1/31/83)
41	vs. Auburn (12/30/97)
41	vs. Clemson (2/11/99)
41	vs. Duke (2/7/04)

## FEWEST POINTS ALLOWED

11	vs. Tennessee State (12/30/10)
27	vs. Washington (12/23/10)
27	vs. Winthrop (12/18/08)
28	vs. Georgia State (11/20/19)
28	vs. Savannah State (2/12/08)
30	vs. Maryland (2/5/96)
30	vs. Georgia State (11/19/04)
30	vs. Winthrop (11/13/09)
<b>31</b>	<b>vs. Virginia (1/9/22)</b>
31	vs. Converse (12/1/84)

## MOST FIELD GOALS MADE

58	vs. Presbyterian (12/2/85)
55	vs. Converse (12/1/84)
53	vs. Winthrop (12/30/90)
48	vs. Virginia (1/10/02)
48	vs. E. Washington (11/24/01)

## MOST FIELD GOALS ATT.

118	vs. UNC-Asheville (1/20/79)
99	vs. Rider (12/5/90)
99	vs. Converse (12/1/84)
97	vs. Hofstra (12/4/92)
96	vs. Presbyterian (12/2/85)

## FEWEST FIELD GOALS MADE

11	vs. Clemson (2/11/99)
11	vs. North Carolina (1/18/07)
12	vs. Rutgers (11/25/11)
12	vs. Duke (1/21/11)
13	vs. Notre Dame (1/28/16)
13	vs. Wake Forest (3/5/10)
13	vs. Duke (1/25/09)
13	vs. Duke (1/3/83)
13	vs. Duke (1/31/83)

## FEWEST FG ATTEMPTED

40	vs. Clemson (2/1/09)
40	vs. Florida State (2/27/05)
<b>42</b>	<b>at Clemson (1/30/22)</b>
42	at Florida State (2/18/21)
42	vs. Duke (1/21/11)
42	vs. Miami (1/12/09)
42	vs. Clemson (1/26/02)
43	at Syracuse (2/7/16)
43	vs. Arizona (1/7/85)
43	vs. Miami (1/23/05)
44	Five times

## HIGHEST FG PERCENTAGE

.638 (44-69)	vs. Fairfield (2/30/94)
--------------	-------------------------

.635 (40-64)	vs. Kennesaw State (11/22/11)
.628 (27-43)	vs. Arizona (1/7/85)
.620 (44-71)	vs. Mercer (12/28/10)
.616 (53-86)	vs. Winthrop (12/30/90)
.606 (43-71)	vs. Chattanooga (11/30/91)
.604 (58-96)	vs. Presbyterian (12/2/85)

## LOWEST FG PERCENTAGE

.186 (11-59)	vs. North Carolina (1/18/07)
.214 (12-56)	vs. Rutgers (11/25/11)
.217 (18-83)	vs. Notre Dame (2/3/19)
.220 (13-59)	vs. Duke (1/31/83)
.224 (13-58)	vs. Notre Dame (1/28/16)
.234 (11-47)	vs. Clemson (2/11/99)
.236 (13-55)	vs. Duke (1/3/83)
.236 (17-51)	vs. Duke (3/7/14)
.241 (14-58)	vs. Notre Dame (1/2/17)
.243 (17-70)	vs. NC State (1/12/80)
.243 (17-70)	vs. Clemson (2/19/04)

## MOST THREES MADE

14	vs. Appalachian State (12/11/16)
13	vs. USC Upstate (12/5/15)
13	vs. Western Carolina (11/10/13)
12	vs. ETSU (12/15/19)
12	vs. Georgia (11/17/19)
12	vs. Alabama (12/18/15)
12	vs. Mercer (11/10/06)
<b>11</b>	<b>vs. Furman (12/12/21)</b>
11	vs. Western Carolina (11/14/18)
11	vs. Loyola Chicago (11/14/14)
11	vs. Lipscomb (12/29/14)
11	vs. Mercer (11/26/96)
11	vs. Maryland (1/5/95)
10	19 times

## FEWEST THREES MADE

0	55 times
---	----------

## MOST THREES ATTEMPTED

36	vs. Clemson (2/19/04)
<b>33</b>	<b>vs. Furman (12/12/21)</b>
33	vs. Georgia State (12/3/16)
31	vs. Virginia (2/24/19)
31	vs. Pacific (12/19/89)
30	vs. Notre Dame (2/3/19)
30	vs. Alabama State (12/17/14)
29	vs. Duke (1/5/17)
29	vs. Alabama (12/18/15)
28	vs. NC State (12/31/20)
28	vs. Virginia (1/17/16)
28	vs. USC Upstate (12/5/15)
28	vs. Southeastern Louisiana (11/18/15)
28	vs. Iowa State (3/22/08)
28	vs. Michigan State (12/4/14)
28	vs. Virginia (1/10/13)
27	vs. NC State (2/12/15)
27	vs. Duke (2/1/18)

## FEWEST THREES ATTEMPTED

0	vs. Marist (12/19/87)
0	vs. Mercer (2/14/94)
1	vs. Furman (2/17/93)
1	vs. Appalachian St. (1/1/96)
1	vs. Hofstra (12/21/00)

## HIGHEST THREE-POINT FG PERCENTAGE

.889 (8-9)	vs. Virginia (1/21/89)
.833 (5-6)	vs. Clemson (3/8/92)
.833 (5-6)	vs. Auburn-Montgomery (2/13/89)
.800 (4-5)	vs. Virginia Tech (2/26/09)
.750 (3-4)	vs. UAB (11/17/05)

## LOWEST THREE-POINT FG PERCENTAGE

.000	55 times
0-13	vs. Oklahoma State (11/15/09)
0-11	vs. Georgia (12/27/01)
0-10	vs. North Carolina (2/15/09)
0-9	vs. North Carolina (1/18/07)

# RECORDS

0-8	vs. Florida State (2/17/00)
0-8	vs. Georgia (12/15/93)
0-8	vs. Wake Forest (1/10/93)
0-7	Seven Times

## MOST FREE THROWS MADE

38	vs. Rider (1/12/91)
36	vs. Clemson (1/26/02)
36	vs. Hawaii (3/28/92)
35	vs. Portland State (12/17/13)
34	vs. Alabama State (11/24/15)
34	vs. NC State (1/8/93)
33	vs. North Carolina (1/28/89)

## FEWEST FT MADE

1	vs. Texas A&M (12/20/19)
1	vs. Duke (2/5/98)
2	<b>at Virginia Tech (2/10/22)</b>
2	<b>vs. Wake Forest (12/19/21)</b>
2	vs. Wake Forest (2/7/21)
2	vs. Mercer (12/7/16)
2	vs. Ohio State (3/21/11)
2	vs. Georgia (12/6/09)
2	vs. Virginia (2/11/87)
2	vs. St. Mary's (12/21/96)
2	vs. Maryland (2/19/97)
3	Six Times

## MOST FT ATTEMPTED

51	vs. Alabama State (11/24/15)
50	vs. Clemson (1/26/02)
50	vs. Rider (11/29/91)
47	vs. Coppin St. (1/13/92)
46	vs. North Carolina (1/28/89)
45	vs. Portland State (12/17/13)
44	Five Times

## FEWEST FT ATTEMPTED

1	vs. Texas A&M (12/20/19)
2	<b>at Virginia Tech (2/10/22)</b>
2	vs. Mercer (12/7/16)
2	vs. Maryland (2/19/97)
2	vs. Ohio State (3/21/11)
3	vs. Duke (2/5/98)
4	<b>vs. Wake Forest (12/19/21)</b>
5	vs. Clemson (3/5/21)
5	vs. Georgia (12/6/09)
5	vs. St. Mary's (12/21/96)
5	vs. Minnesota (11/30/14)
6	Nine Times

## HIGHEST FT PERCENTAGE

1.000 (6-6)	vs. Tulane (12/3/20)
1.000 (14-14)	vs. Virginia (1/25/15)
1.000 (11-11)	vs. Virginia (1/13/11)
.952 (20-21)	vs. NC State (2/10/05)
.947 (18-19)	vs. Wake Forest (2/26/98)
<b>.944 (17-18)</b>	<b>at ETSU (11/17/21)</b>
.944 (17-18)	vs. Appalachian St. (11/14/06)
.941 (16-17)	vs. Kennesaw St. (12/6/06)
.938 (15-16)	vs. Clemson (1/7/06)
.933 (14-15)	vs. Samford (12/13/15)
.929 (13-14)	Five Times

## LOWEST FT PERCENTAGE

.270 (4-15)	vs. Georgia State (2/9/84)
.286 (2-7)	vs. Virginia (2/11/87)
.300 (3-10)	vs. Virginia (3/7/08)
.304 (7-23)	vs. Boston College (1/12/17)
.333 (2-6)	vs. Wake Forest (2/7/21)
.333 (4-12)	vs. Florida State (3/3/19)
.333 (5-15)	vs. Virginia Tech (1/25/18)
.333 (7-21)	vs. Georgia State (11/21/17)
.333 (6-18)	vs. SIU-Edwardsville (12/19/11)
.333 (4-12)	vs. Southern (12/2/01)
.348 (8-23)	vs. Virginia (1/10/05)

## MOST REBOUNDS

99	vs. Bryan (1/21/78)
----	---------------------

77	vs. Hofstra (12/4/92)
76	vs. Rider College (12/5/90)
70	vs. Coppin St. (1/15/92)
68	vs. Southeastern Louisiana (11/18/15)
67	vs. USC Upstate (12/6/07)
66	vs. Furman (1/14/80)

## HIGHEST REBOUNDING MARGIN

36	vs. St. Francis (Pa.) (12/29/00)
34	vs. Florida Gulf Coast (11/21/09)
33	vs. Wagner (12/19/00)
32	vs. Southeastern Louisiana (11/18/15)
31	vs. USC Upstate (12/7/07)
31	vs. Hofstra (12/4/92)
30	vs. Wofford (12/30/18)
30	vs. Kennesaw State (12/18/09)
30	vs. Morris Brown (2/23/02)
30	vs. Converse (12/1/84)

## MOST ASSISTS

33	vs. Virginia (1/10/02)
32	vs. UNC-Wilmington (11/23/90)
31	vs. Chattanooga (11/30/91)
31	vs. Winthrop (12/30/90)
29	vs. Boston College (2/28/91)
29	vs. Presbyterian (12/2/85)

## MOST BLOCKED SHOTS

13	vs. Chattanooga (12/2/86)
12	vs. Coppin State (1/15/92)
12	vs. East Tennessee St. (11/24/90)
12	vs. Clemson (1/18/89)
11	vs. Michigan (4/1/17)
11	vs. Wake Forest (1/29/04)

## MOST STEALS

27	vs. Miss. Valley State (11/22/08)
27	vs. Georgia State (12/14/93)
27	vs. Marquette (11/18/12)
26	vs. Virginia Tech (2/29/08)
24	vs. Georgia State (11/23/99)
23	Four Times
22	Six Times

## MOST TURNOVERS

45	vs. Clemson (1/31/81)
42	vs. Valdosta State (12/10/79)
40	vs. Houston (11/9/18)
39	vs. Virginia (11/24/85)
39	vs. Virginia (2/18/84)
38	vs. Georgia (12/2/83)
38	vs. Valdosta State (1/18/80)

## FEWEST TURNOVERS

4	<b>at Duke (2/1/22)</b>
5	<b>vs. Boston University (12/21/21)</b>
5	<b>at Central Michigan (11/9/21)</b>
5	vs. Grambling State (11/10/19)
6	vs. NC State (3/6/21)
6	vs. Davidson (12/2/03)
6	vs. Wake Forest (1/19/97)
6	vs. Georgia Southern (1/31/81)
7	Six Times

## MOST FOULS

37	vs. Florida State (1/31/96)
35	vs. Virginia (3/2/08)
34	vs. Maryland (1/20/08)
34	vs. Georgia (11/24/13)
33	vs. Wake Forest (2/21/92)
32	vs. Dayton (11/25/16)
32	vs. Loyola Chicago (11/14/14)
32	vs. American (11/15/98)
32	vs. Furman (1/14/80)
32	vs. Miami (1/17/13)
32	vs. Maryland (1/19/14)

## FEWEST FOULS

5	vs. Georgia (12/3/04)
---	-----------------------

6	<b>at Duke (2/1/22)</b>
6	vs. St. Francis (N.Y.) (12/29/98)
7	<b>vs. Virginia (1/9/22)</b>
7	<b>vs. UConn (12/9/21)</b>
7	vs. Central Arkansas (12/14/14)
7	vs. Boston College (1/17/10)
8	vs. Florida State (1/24/21)
8	vs. Rice (12/21/19)
8	vs. Washington State (3/29/17)
8	vs. Maryland (1/18/90)
8	vs. Florida State (1/21/97)
8	vs. Charleston Southern (1/29/02)

## TECH IN OVERTIME

DATE	H/A	W/L	RESULT
11/25/78	a	W	GT 69, Vanderbilt 67
1/20/79	h	L	UNC Asheville 102, GT 95 (3OT)
1/26/80	a	L	Albany State 89, GT 84
12/16/83	h	L	West Virginia 86, GT 78
2/5/84	a	L	East Carolina 61, GT 61
1/9/85	h	L	Clemson 84, GT 81
2/7/85	a	W	GT 69, Georgia State 68
2/22/86	h	L	North Carolina 92, GT 81
1/6/87	h	W	GT 81, #13 Maryland 80
1/15/88	a	L	Duke 77, GT 71
11/26/88	h	W	GT 84, Richmond 80 (2OT)
1/28/89	a	W	GT 97, Duke 94
12/29/92	n	L	Alabama 103, GT 101
1/29/93	a	W	GT 86, Duke 80
1/31/92	a	L	North Carolina 72, GT 68
2/19/93	h	W	GT 92, NC State 89 (2OT)
2/24/93	a	W	GT 68, Chattanooga 67
12/1/93	h	L	Minnesota 77, GT 73
1/31/96	a	L	Florida State 90, GT 85 (3OT)
12/3/96	a	W	GT 88, Appalachian St. 80
12/24/97	a	W	GT 70, Mercer 65
12/29/97	h	W	GT 69, St. Mary's 60
12/29/99	h	W	GT 95, Western Michigan 89
3/16/00	h	W	GT 76, Southern Miss 71
2/14/02	a	L	Maryland 81, GT 70
1/23/03	h	W	GT 89, Clemson 78
1/29/04	h	L	Wake Forest 57, GT 55
2/26/06	a	L	Miami 90, GT 85 (2OT)
1/20/08	a	L	Maryland 99, GT 95 (2OT)
3/2/08	a	L	Virginia 103, GT 101 (2OT)
1/8/09	h	L	Boston College 65, GT 64
2/26/09	a	W	GT 73, Virginia Tech 68
1/27/10	h	W	GT 80, Miami 73
1/30/11	a	L	#16 Miami 84, GT 74
11/26/11	n	L	Green Bay 67, GT 62
2/2/12	h	W	GT 75, NC State 68
11/23/12	n	L	Syracuse, 75, GT 72
1/31/13	h	W	GT 89, Wake Forest 82
1/30/14	h	L	Clemson 80, GT 79
12/4/14	a	L	Michigan State 79, GT 73
1/18/15	h	L	Pitt 75, GT 72
1/22/17	a	L	Wake Forest 70, GT 65
2/2/17	a	L	Virginia 65, GT 64
2/9/17	h	L	NC State 75, GT 67
4/1/17	n	L	Michigan 89, GT 79
1/9/18	a	L	Houston 95, GT 89 (2OT)
1/23/20	h	L	North Carolina 67, GT 60
1/30/20	a	L	Miami 54, GT 49
2/13/20	a	L	Virginia Tech 64, GT 60
11/29/20	h	L	Georgia 75, Georgia Tech 69
3/21/21	n	W	Georgia Tech 54, Stephen F. Austin 52
2/13/22	h	W	Georgia Tech 92, Clemson 84
2/17/22	h	L	Notre Dame 72, Georgia Tech 66
2/24/22	a	L	Florida State 65, Georgia Tech 63

## TECH SINGLE SEASON RECORDS

### MOST POINTS SCORED

2,551	1991-92 (33 games)
2,549	2013-14 (32 games)
2,542	2016-17 (37 games)
2,483	2011-12 (35 games)
2,442	2014-15 (34 games)
2,359	1990-91 (28 games)
2,314	2010-11 (35 games)

# RECORDS

2,294	2017-18 (34 games)
2,275	2015-16 (33 games)
2,269	1989-90 (30 games)
2,251	2007-08 (32 games)
2,182	2006-07 (33 games)
2,172	2009-10 (33 games)

## FEWEST POINTS SCORED

1,479	1981-82
1,571	2004-05
1,695	1979-80
1,706	2020-21
1,739	1993-94
1,780	1997-98

## FEWEST POINTS ALLOWED

1,209	1976-77
1,566	2004-05
1,601	2020-21
1,626	2019-20
1,641	1977-78
1,666	1978-79
1,671	1981-82

## HIGHEST SCORING AVERAGE

84.3	1990-91
79.7	2013-14
79.6	1978-79
78.7	1992-93
77.3	1991-92
75.9	1988-89

## LOWEST SCORING AVERAGE

58.2	2004-05
59.2	1981-82
<b>60.9</b>	<b>2021-22</b>
61.8	2019-20
63.2	2003-04
63.6	1998-99
64.4	1993-94

## MOST FG MADE

964	1991-92
938	2011-12
936	2013-14
924	2016-17
902	1977-78
893	1990-91
880	2014-15
873	2010-11
854	1989-90
853	2017-18
828	1992-93

## MOST FG ATTEMPTED

2,306	2016-17
2,230	1977-78
2,193	2013-14
2,186	1978-79
2,136	2014-15
2,128	2011-12
2,120	1991-92
2,087	2017-18
2,064	2010-11
2,011	2006-07
2,007	2012-13

## FEWEST FG MADE

556	2004-05
577	1981-82
654	2020-21
671	1982-83
676	2003-04
678	1979-80

## FEWEST FG ATTEMPTED

1,439	1981-82
1,541	2004-05
1,546	2020-21

1,612	1982-83
1,618	1996-97
1,646	1997-98

## HIGHEST FIELD GOAL PERCENTAGE

.471 (893-1896)	1990-91
.459 (806-1757)	1985-86
.455 (964-2120)	1991-92
.451 (825-1828)	1987-88
.444 (733-1648)	1984-85

## LOWEST FIELD GOAL PERCENTAGE

.361	2004-05
.382	2012-13
.382	1993-94
.386	1997-98
.388	2018-19
.392	2005-06
.394	1979-80

## MOST 3-POINT FG MADE

202	2014-15
196	2016-17
188	2015-16
<b>178</b>	<b>2021-22</b>
174	2013-14
165	2018-19
160	2007-08
157	2006-07
152	2010-11
150	2011-12
148	2020-21
140	2019-20
137	2012-13
133	2017-18
131	1999-00

## FEWEST 3-POINT FG MADE

4	1986-87
41	1993-94
43	1995-96
64	2000-01
68	2001-02

## MOST 3-POINT FG ATTEMPTED

651	2014-15
612	2016-17
<b>569</b>	<b>2021-22</b>
559	2015-16
555	2013-14
545	2018-19
503	2007-08
503	2019-20
473	2012-13
472	2006-07
468	2010-11
465	2020-21
446	2011-12
437	2017-18
417	2008-09

## FEWEST 3-POINT FG ATTEMPTED

17	1986-87
166	1995-96
181	1993-94
225	1992-93
249	2001-02

## HIGHEST 3-POINT FG PERCENTAGE

.381 (109-286)	1988-89
.369 (125-339)	1998-99
.367 (106-289)	1987-88
.362 (102-282)	1990-91
.361 (119-330)	1996-97

## LOWEST 3-POINT FG PERCENTAGE

.227	1993-94
.235	1986-87
.258	2009-10

.259	1995-96
.273	2001-02

## MOST FREE THROWS MADE

526	1991-92
519	2009-10
503	2013-14
498	2016-17
480	2014-15
475	2015-16
471	1990-91
469	2008-09
466	2000-01
466	1982-83

## FEWEST FREE THROWS MADE

250	2020-21
<b>296</b>	<b>2021-22</b>
313	2019-20
325	1981-82
330	1993-94
339	2018-19
339	1979-80
341	1987-88
356	2004-05

## MOST FREE THROWS ATTEMPTED

808	2016-17
751	2013-14
730	2009-10
725	1991-92
715	1982-83
702	2017-18
697	1999-00
687	2007-08

## FEWEST FREE THROWS ATTEMPTED

369	2020-21
<b>449</b>	<b>2021-22</b>
467	2019-20
479	1981-82
490	1987-88
495	2018-19
499	2004-05
527	1993-94
534	1985-86

## HIGHEST FREE THROW PERCENTAGE

.743 (475-639)	2015-16
.735 (421-573)	2006-07
.729 (452-620)	1989-90
.729 (480-658)	2014-15
.726 (526-725)	1991-92
.713 (356-499)	2004-05
.711 (519-730)	2009-10

## LOWEST FREE THROW PERCENTAGE

.616 (498-808)	2016-17
.619 (357-577)	1983-84
.624 (339-543)	1979-80
.626 (330-527)	1993-94
.636 (443-697)	1999-00
.639 (359-562)	2012-13
.648 (407-628)	2001-02
.648 (455-702)	2017-18

## MOST REBOUNDS

1,581	1976-77
1,494	2016-17
1,475	1977-78
1,431	2014-15
1,409	2013-14
1,375	2011-12
1,369	2010-11
1,355	2009-10
1,343	2017-18
1,339	1991-92



## RECORDS

## HIGHEST REBOUNTING AVERAGE

60.6	1978-79
58.5	1976-77
54.6	1977-78
45.4	1986-87
44.0	2013-14
43.8	1992-93

## MOST ASSISTS

556	2011-12
529	1990-91
521	1989-90
514	1991-92
510	2010-11
487	2009-10
<b>485</b>	<b>2021-22</b>
467	1987-88

## MOST BLOCKED SHOTS

<b>141</b>	<b>2021-22</b>
132	2017-18
131	2018-19
129	2011-12
129	2014-15
125	2016-17
124	1986-87
123	2002-03
117	2013-14
115	1987-88
111	2003-04
110	2005-06

## MOST STEALS

456	2007-08
434	2008-09
406	2010-11
389	2011-12
382	2006-07
362	2017-18
351	2009-10
348	1991-92

## MOST FOULS

784	2016-17
711	2013-14
651	2017-18
642	2015-16
641	1991-92
630	2012-13
609	2011-12
609	2008-09
591	2000-01
593	2014-15
589	2006-07

## FEWEST FOULS

376	2020-21
400	1996-97
<b>424</b>	<b>2021-22</b>
435	2004-05
445	1995-96
454	2019-20
458	1981-82
468	1998-99

## MOST GAMES PLAYED

37	2016-17
35	2011-12
35	2010-11
34	2014-15
34	2017-18
33	2015-16
33	2009-10
33	2006-07
33	1991-92
<b>32</b>	<b>2021-22</b>
32	2013-14
32	2008-09
32	2007-08
31	2019-20

31	2002-03
31	1999-00

## MOST WINS

26	2011-12
24	2010-11
23	2009-10
23	1977-78 (DIII)
22	2016-17
22	2008-09
22	2007-08
<b>21</b>	<b>2021-22</b>
21	2006-07
20	2019-20
20	2017-18
20	2015-16
20	2013-14
20	2002-03
20	1991-92

## FEWEST WINS

2	1975-76
2	1979-80
6	1974-75
8	1980-81
9	1981-82
9	1983-84

## MOST LOSSES

24	1975-76
19	1983-84
19	1982-83
19	1980-81
17	1997-98
17	1989-90

## FEWEST LOSSES

4	1977-78
8	1976-77
8	1978-79
9	2020-21
9	2011-12
10	2007-08
10	2008-09
<b>11</b>	<b>2021-22</b>
11	2019-20
11	2010-11
11	2002-03
11	1992-93

## HIGHEST WINNING PERCENTAGE

.852 (23-4)	1977-78 (DIII)
.743 (26-9)	2011-12
.697 (23-10)	2009-10
.688 (22-10)	2008-09
.688 (22-10)	2007-08
.686 (24-11)	2010-11
<b>.656 (21-11)</b>	<b>2021-22</b>
.654 (17-9)	2020-21
.645 (20-11)	2019-20
.645 (20-11)	2002-03

## INDIVIDUAL GAME RECORDS

## MOST POINTS SCORED

43	Marielle Walker vs. Iona (12/20/87)
41	Kisha Ford vs. East Tenn. St (2/9/94)
40	Niesha Butler vs. Florida State (1/2/99)
37	Tyaunna Marshall vs. Miami (2/24/13)
36	Stephanie Higgs vs. Northwestern (12/18/06)
36	Dolores Bootz vs. Coastal Carolina (2/22/88)
35	6 times

## MOST FIELD GOALS MADE

18	Tyaunna Marshall vs. Miami (2/24/13)
17	Marielle Walker vs. Iona (12/20/87)
16	Kisha Ford vs. ETSU (2/9/94)
15	Fallon Stokes vs. Maryland (2/14/02)
15	Dolores Bootz vs. Coastal Car. (2/22/88)

15	Dolores Bootz vs. Maryland (1/3/88)
15	Dolores Bootz vs. Fordham (12/6/87)

## MOST FIELD GOALS ATTEMPTED

32	Ida Neal vs. Tennessee (2/15/89)
30	Kaela Davis vs. Pitt (1/18/15)
30	Tyaunna Marshall vs. Miami (2/24/13)
30	Marielle Walker vs. Iona (12/20/87)
30	Jennifer Hendershott vs. UNCA (1/20/79)
29	Kaela Davis vs. Virginia (1/25/15)
28	Kaela Davis vs. LA Tech (12/30/14)
28	Niesha Butler vs. North Carolina (2/27/99)
28	Kisha Ford vs. ETSU (2/9/94)

## MOST 3-POINT FIELD GOALS MADE

8	Sydney Wallace vs. Baylor (3/24/12)
8	Danielle Donehew vs. UNC (1/13/00)
8	Danielle Donehew vs. Samford (11/27/98)
7	Kaela Davis vs. Alabama A&M (12/7/13)
7	Chioma Nnamaka vs. Virginia Tech (2/29/08)
7	Megan Isom vs. Fordham (12/21/02)
7	Danielle Donehew vs. Monmouth (12/19/99)
7	Danielle Donehew vs. FSU (1/31/99)
7	Danielle Donehew vs. UNC (1/24/99)
7	Danielle Donehew vs. Charleston So. (11/28/97)

## MOST 3-POINT FIELD GOALS ATTEMPTED

20	Karen Lounsbury vs. Pacific (12/9/89)
17	Megan Isom vs. Clemson (1/23/03)
16	Alex Montgomery vs. UNC (1/6/10)
16	Danielle Donehew vs. Monmouth (12/19/99)
15	Sydney Wallace at Virginia (2/3/13)
15	Alex Montgomery vs. Miami (1/27/10)
14	Eight Times

## HIGHEST 3-POINT FIELD GOAL PERCENTAGE

(Minimum four field goals)

1.000 (4-4)	Chioma Nnamaka vs. FSU (1/6/05)
1.000 (4-4)	Metra Walhour vs. Missouri (11/27/10)
1.000 (4-4)	Alex Montgomery at Wash. (12/23/10)
1.000 (4-4)	Frida Fogdemark vs. BC (2/19/12)

## MOST FREE THROWS MADE

17	Milli Martinez vs. Clemson (1/26/02)
17	Joyce Pierce vs. Hawaii (3/28/92)
15	Ida Neal vs. North Carolina (1/29/89)
14	Jaime Kruppa vs. Hofstra (11/27/99)
14	Niesha Butler vs. Florida State (1/2/99)
14	Joyce Pierce vs. Duke (1/29/95)

## MOST FREE THROWS ATTEMPTED

20	Niesha Butler vs. North Carolina (12/3/98)
20	Joyce Pierce vs. Clemson (1/26/93)
19	Milli Martinez vs. Clemson (1/26/02)
19	Ida Neal vs. North Carolina (1/29/89)
17	Jaime Kruppa vs. Hofstra (11/27/99)
17	Niesha Butler vs. Florida State (1/2/99)
17	Joyce Pierce vs. Hawaii (3/28/92)
17	LeeAnn Woodhull vs. Valdosta (2/21/81)

## BEST FREE THROW PERCENTAGE

1.000 (17-17)	Joyce Pierce vs. Hawaii (3/28/92)
1.000 (11-11)	Aaliyah Whiteside vs. High Point (11/27/15)
1.000 (11-11)	Irene Gari vs. Southeastern Louisiana (11/18/15)
1.000 (11-11)	Stephanie Higgs vs. Clemson (1/7/07)
1.000 (10-10)	Brittany Jackson vs. NC State (1/27/13)
1.000 (10-10)	Brigitte Ardossi vs. UNC (2/26/10)
1.000 (10-10)	Mallorie Winn vs. Maryland (1/18/04)
1.000 (10-10)	Alex Stewart vs. St. John's (12/30/02)
1.000 (10-10)	Betsy Foy vs. NC State (2/1/98)

## MOST REBOUNDS

29	Bonnie Tate vs. Georgia Baptist (11/30/76)
23	Dolores Bootz vs. Fordham (12/6/87)
21	Kisha Ford vs. Mercer (11/26/96)
21	LeeAnn Woodhull vs. Wake Forest (2/10/81)
<b>20</b>	<b>Lorela Cubaj at Purdue (12/1/21)</b>
20	Lorela Cubaj at Clemson (1/7/21)
20	Dolores Bootz vs. Auburn-Mont. (12/30/86)

# RECORDS

## MOST ASSISTS

17	Nina Bärlin vs. Virginia (1/10/02)
16	Anita Malone vs. North Carolina (2/22/86)
15	Tiffany Martin vs. Alaska Anch. (12/20/94)
15	Carmen Davis vs. Maryland (1/18/90)
14	Tiffany Martin vs. Maryland (1/5/95)

## MOST STEALS

14	Jill Ingram vs. Virginia Tech (2/29/08)
11	Jacqua Williams vs. North Carolina (1/5/08)
11	Bonnie Tate vs. Spelman (2/15/77)
10	Dawnn Maye vs. Marquette (11/18/12)
9	Tiffany Martin vs. W. Carolina (12/28/95)
8	10 Times

## MOST BLOCKED SHOTS

9	Allison Echols vs. ETSU (11/24/90)
9	Allison Echols vs. Clemson (1/18/89)
8	Dolores Bootz vs. Southern (12/14/87)
7	Dolores Bootz vs. Maryland (1/14/85)
7	Kasha Terry vs. Duke (1/18/04)

## 30+ POINT GAMES

43	Marielle Walker vs. Iona, 12/20/87
41	Kisha Ford vs. E. Tennessee State, 2/9/94
40	Niesha Butler vs. Florida State, 1/2/99
37	Tyaunna Marshall vs. Miami, 2/24/13
36	Stephanie Higgs vs. Northwestern, 12/18/06
36	Dolores Bootz vs. Coastal Car., 2/22/88
35	Elizabeth Balogun at North Carolina, 1/31/19
35	Kaela Davis vs. LA Tech, 12/30/14
35	Kisha Ford vs. Manhattan, 12/30/96
35	Carla Munnion vs. Chattanooga, 12/13/95
35	Joyce Pierce vs. Mercer, 2/19/91
35	Ida Neal vs. Tennessee, 2/15/89
34	Fallon Stokes vs. North Carolina, 1/2/03
34	Kenya Williams vs. Davidson, 11/21/98
34	Carla Munnion vs. Manhattan, 12/3/95
34	Karen Lounsbury vs. Chattanooga, 12/31/89
34	Karen Lounsbury vs. Mercer, 1/25/89
34	Karen Lounsbury vs. Maine, 12/18/88
34	Marielle Walker vs. NC State, 1/9/88
33	Kaela Davis vs. Alabama State, 12/17/14
33	Sonja Mallory vs. Miami (Ohio), 11/30/02
33	Sonja Mallory vs. Morris Brown, 2/23/02
33	Kisha Ford vs. Georgia State, 2/13/95
33	Karen Lounsbury vs. Tenn. St., 11/24/89
32	Tyaunna Marshall vs. UNC, 2/6/14
32	Sydney Wallace vs. Baylor, 3/24/12
32	Fallon Stokes vs. Clemson, 2/14/02
32	Kisha Ford vs. Duke, 1/27/97
32	Kisha Ford vs. New Hampshire, 12/2/95
32	Dolores Bootz vs. North Carolina, 1/17/88
32	Dolores Bootz vs. Fordham, 12/6/87
32	LeeAnn Woodhull vs. North Carolina, 3/4/83
32	LeeAnn Woodhull vs. Georgia, 1/16/80
31	Aaliyah Whiteside at Clemson, 1/24/16)
31	Aaliyah Whiteside at NC State, 1/7/16)
31	Kaela Davis vs. Virginia, 1/25/15
31	Kaela Davis vs. Pitt, 1/18/15
31	Kaela Davis vs. Clemson, 1/30/14
31	Kisha Ford vs. Wake Forest, 2/16/97
31	Joyce Pierce vs. Hawaii, 3/28/92
31	Dolores Bootz vs. Iona, 12/20/87
31	Ida Neal vs. Duke, 1/30/87
30	Lotta-Maj Lahtinen vs. NC State, 12/31/20
30	Francesca Pan at NC State, 2/16/20
30	Elizabeth Balogun vs. Seton Hall, 12/20/18
30	Tyaunna Marshall vs. Virginia Tech, 1/23/14
30	Chioma Nnamaka vs. Florida State, 1/6/05
30	Stephanie Higgs vs. Samford, 12/21/04
30	Carla Munnion vs. Mercer, 2/22/95
30	Joyce Pierce vs. Clemson, 1/26/93
30	Joyce Pierce vs. Duke, 1/29/93
30	Karen Lounsbury vs. NC State, 2/18/89
30	Ida Neal vs. North Carolina, 1/31/89
30	Karen Lounsbury vs. Virginia, 1/21/89
30	Dolores Bootz vs. Maryland, 1/3/88
30	Hea Ju Moon vs. UAB, 11/27/87
30	Dolores Bootz vs. Marshall, 1/4/86

30 Kristy Sampson vs. Atl. Christian, 2/21/76

## 20-POINT, 20-REBOUND GAMES

Kisha Ford	21 pts., 21 reb. vs. Mercer (11/26/96)
Dolores Bootz	32 pts., 23 reb. vs. Fordham (12/6/87)
Dolores Bootz	27 pts., 20 reb. vs. Auburn-Mont. (12/30/86)
LeeAnn Woodhull	23 pts., 21 reb. vs. Wake Forest (2/10/81)

## TRIPLE-DOUBLES

Milli Martinez	12 pts., 10 reb., 10 ast. vs. Morris Brown, 2/23/02
Alex Stewart	11 pts., 10 reb., 11 ast. vs. Charleston So., 1/30/01
Kisha Ford	33 pts., 13 reb., 10 ast. vs. Georgia St., 2/13/95

## INDIVIDUAL SEASON RECORDS

### MOST POINTS SCORED

652	Kaela Davis (2014-15)
644	Aaliyah Whiteside (2015-16)
609	Tyaunna Marshall (2013-14)
596	Joyce Pierce (1991-92)
594	Kaela Davis (2013-14)
556	Dolores Bootz (1987-88)
549	Kisha Ford (1996-97)
542	Tyaunna Marshall (2012-13)
539	Karen Lounsbury (1988-89)

### HIGHEST SCORING AVERAGE

20.6	Dolores Bootz (1987-88)
20.3	Kisha Ford (1995-96)
19.6	Tyaunna Marshall (2013-14)
19.5	Aaliyah Whiteside (2015-16)
19.3	Karen Lounsbury (1988-89)
19.3	Joyce Pierce (1988-89)
19.3	Niesha Butler (1998-99)

### MOST FIELD GOALS MADE

244	Tyaunna Marshall (2013-14)
238	Dolores Bootz (1987-88)
235	Kaela Davis (2014-15)
228	Tyaunna Marshall (2012-13)
221	Kisha Ford (1996-97)
218	Joyce Pierce (1991-92)
212	Dolores Bootz (1987-88)
205	Tyaunna Marshall (2011-12)
201	Tyaunna Marshall (2010-11)

### MOST FIELD GOALS ATTEMPTED

645	Kaela Davis (2014-15)
513	Tyaunna Marshall (2013-14)
513	Kaela Davis (2013-14)
509	Aaliyah Whiteside (2015-16)
507	Tyaunna Marshall (2012-13)
468	Fallon Stokes (2002-03)
464	Fallon Stokes (2003-04)
460	Tyaunna Marshall (2011-12)

### HIGHEST FIELD GOAL PERCENTAGE

.610 (180-295)	Dolores Bootz (1985-86)
.609 (238-391)	Dolores Bootz (1987-88)
.605 (101-167)	LeeAnn Woodhull (1980-81)
.596 (130-218)	Rodreka Rogers (2014-15)
.585 (100-171)	Dolores Bootz (1984-85)
.559 (95-170)	Nerea Hermosa (2020-21)
.568 (166-292)	Kenya Williams (1998-99)

### MOST THREE-POINT FIELD GOALS MADE

86	Danielle Donehew (1998-99)
85	Kaela Davis (2013-14)
81	Chioma Nnamaka (2006-07)
79	Francesca Pan (2017-18)
74	Alex Montgomery (2010-11)

73 Danielle Donehew (1999-00)  
72 Alex Montgomery (2008-09)

## MOST 3-POINT FIELD GOALS ATTEMPTED

246	Kaela Davis (2013-14)
242	Francesca Pan (2017-18)
235	Kaela Davis (2014-15)
223	Chioma Nnamaka (2006-07)
217	Danielle Donehew (1999-00)
210	Danielle Donehew (1998-99)
209	Alex Montgomery (2010-11)

## HIGHEST 3-POINT FIELD GOAL PERCENTAGE

.460 (23-50)	Devony Caldwell (1991-92)
.433 (13-30)	Sheila Wagner (1989-90)
.432 (48-111)	Danielle Donehew (1996-97)
.412 (14-34)	Stephanie Higgs (2003-04)
<b>.404 (23-57)</b>	<b>Eylia Love (2021-22)</b>
.401 (71-177)	Karen Lounsbury (1988-89)
.401 (86-210)	Danielle Donehew (1998-99)

## MOST FREE THROWS MADE

216	Aaliyah Whiteside (2015-16)
155	Joyce Pierce (1991-92)
146	Stephanie Higgs (2006-07)
145	Ida Neal (1988-89)
139	Aaliyah Whiteside (2014-15)
138	Joyce Pierce (1992-93)
137	Joyce Pierce (1990-91)

## MOST FREE THROWS ATTEMPTED

253	Aaliyah Whiteside (2015-16)
196	Sonja Mallory (2002-03)
191	Joyce Pierce (1991-92)
191	Niesha Butler (1998-99)
190	Ida Neal (1988-89)
183	Stephanie Higgs (2006-07)

## BEST FREE THROW PERCENTAGE

.864 (76-88)	Betsy Foy (1997-98)
.858 (91-106)	Karen Lounsbury (1989-90)
.854 (216-253)	Aaliyah Whiteside (2015-16)
.851 (103-121)	Alex Stewart (2002-03)
.841 (138-164)	Joyce Pierce (1992-93)
.836 (56-67)	Janie Mitchell (2005-06)

## MOST REBOUNDS

420	Bonnie Tate (1976-77)
<b>356</b>	<b>Lorela Cubaj (2021-22)</b>
335	Rodreka Rogers (2014-15)
333	Bonnie Tate (1977-78)
310	Dolores Bootz (1986-87)
300	Lorela Cubaj (2020-21)
300	Alex Montgomery (2010-11)
298	Joyce Pierce (1991-92)

## HIGHEST REBOUNDING AVERAGE

16.2	Bonnie Tate (1976-77)
13.9	Bonnie Tate (1977-78)
11.6	Dolores Bootz (1985-86)
11.5	Lorela Cubaj (2020-21)
11.5	Dolores Bootz (1985-86)
11.4	Bonnie Tate (1978-79)

## MOST ASSISTS

220	Tiffany Martin (1995)
199	Ida Neal (1988-89)
173	Carmen Davis (1989-90)
172	Alex Stewart (2002-03)
165	Alex Stewart (2003-04)

## HIGHEST ASSIST AVERAGE

7.9	Nina Bärlin (2001-02)
7.3	Tiffany Martin (1994-95)
7.1	Ida Neal (1988-89)
5.8	Carmen Davis (1989-90)
5.7	Alex Stewart (2003-04)

## RECORDS

## MOST STEALS

118	Jacqua Williams (2007-08)
109	Jacqua Williams (2008-09)
101	Jill Ingram (2007-08)
95	Jacqua Williams (2006-07)
92	Kisha Ford (1993-94)
92	Imani Tilford (2016-17)

## MOST BLOCKED SHOTS

80	Dolores Bootz (1987-88)
70	Kasha Terry (2003-04)
68	Dolores Bootz (1985-86)
65	Joannah Kauffman (1997-98)
58	Sonja Mallory (2001-02)

## MOST GAMES PLAYED

37	Six players (2016-17)
35	Four players (2011-12)
35	Four players (2010-11)
34	Seven players (2010-11, 2014-15)
34	Five players (2017-18)
33	Four players (2015-16)
33	Five players (2006-07)
33	Six players (1991-92)

## MOST DOUBLE-DOUBLES

17	Dolores Bootz (1986-87)
17	Dolores Bootz (1985-86)
14	Joyce Pierce (1991-92)
14	Lorela Cubaj (2020-21)
12	<b>Lorela Cubaj (2021-22)</b>
12	Roddreka Rogers (2014-15)
12	Dolores Bootz (1987-88)
12	LeeAnn Woodhull (1979-80)
12	Joyce Pierce (1990-91)
12	Alex Montgomery (2010-11)

## OPPONENT GAME RECORDS

## MOST POINTS IN A HALF

65	by Valdosta State (12/10/79)
60	by Georgia (12/13/94)
58	by Florida State (2/5/01)
58	by Maryland (2/6/89)
58	by Tennessee (2/2/87)

## MOST FIELD GOALS MADE IN A HALF

29	by Valdosta State (12/10/79)
26	by Clemson (2/11/85)
24	by NC State (1/28/99)
24	by Duke (2/27/98)
24	by Georgia (12/13/94)
24	by Maryland (3/5/88)

## MOST FIELD GOALS ATTEMPTED IN A HALF

62	by Richmond (11/26/88)
54	by UAB (11/27/87)
54	by NC State (2/13/84)
53	by Albany State (1/28/81)
53	by Valdosta State (12/10/79)

## HIGHEST FIELD GOAL PERCENTAGE IN A HALF

.778 (17-22)	by Vanderbilt (1/9/82)
.762 (16-21)	by North Carolina (12/22/05)
.758 (22-29)	by Maryland (12/15/82)
.731 (19-26)	by Clemson (2/22/98)
.731 (19-26)	by Duke (1/27/97)

## MOST 3-POINT FIELD GOALS MADE IN A HALF

9	by North Carolina (2/16/17)
9	by North Carolina (1/31/19)
8	by Duke (1/27/97)
8	by Duke (1/27/05)
8	by NC State (1/26/14)
8	by Princeton (11/19/17)
7	by Boston College (1/3/19)
7	by Green Bay (11/28/14)
7	by Villanova (11/29/14)

7	by Villanova (11/29/14)
7	by Miami (2/21/10)
7	by Iowa State (3/22/08)
7	by Miami (1/13/08)
7	by Charleston Southern (1/30/01)
7	by Virginia (1/30/98)
7	by Duke (2/7/04)
7	by North Carolina (1/13/13)

## MOST 3-POINT FIELD GOALS ATTEMPTED IN A HALF

23	by Syracuse (1/15/17)
23	by Villanova (11/29/14)
22	by Syracuse (1/20/19)
20	by Virginia Tech (2/17/19)
20	by Syracuse (1/20/19)
19	by Villanova (11/29/14)
19	by Virginia (1/21/89)
18	by Syracuse (1/15/17)
18	by UAB (11/27/87)
18	by Lipscomb (12/29/14)
18	by Syracuse (2/8/15)
17	by George Washington (11/22/18)
17	by North Carolina (1/31/19)
17	by Princeton (12/29/16)
17	by St. Francis Brooklyn (12/20/14)
17	by Alabama State (11/11/11)
17	by Charlotte (11/15/02)
17	by Charleston Southern (11/28/97)
17	by Alabama (12/29/92)
17	by Washington (12/21/12)

## MOST FREE THROWS MADE IN A HALF

28	by Duke (1/26/91)
27	by Dayton (12/21/18)
23	by Maryland (1/26/06)
23	by Georgia (12/27/01)
22	by Tennessee (2/2/87)
22	by Syracuse (1/4/18)
21	by Davidson (12/3/97)
21	by Georgia (12/15/93)
21	by FIU (12/30/12)

## MOST FREE THROWS ATTEMPTED IN A HALF

36	by Duke (1/26/91)
33	by Dayton (12/21/18)
30	by Maryland (1/26/06)
28	by Georgia State (11/23/99)
28	by Georgia (12/15/93)
28	by Campbell (12/20/90)

## MOST POINTS SCORED

113	by Georgia (12/13/94)
113	by Valdosta State (12/10/79)
111	by Morris Brown (1/23/93)
107	by Virginia (1/23/93)
106	by Maryland (2/6/89)

## MOST FIELD GOALS MADE

47	by Valdosta State (12/10/79)
46	by Maryland (3/5/88)
46	by North Carolina (1/6/83)
45	by Maryland (2/6/89)
43	by Georgia (12/13/94)
43	by NC State (2/7/86)

## MOST FIELD GOALS ATTEMPTED

98	by Richmond (11/26/88)
96	by Valdosta State (12/10/79)
95	by Albany State (1/3/80)
94	by Albany State (1/14/81)
93	by Virginia (11/24/85)

## HIGHEST FIELD GOAL PERCENTAGE

.660 (33-50)	by Duke (1/27/97)
.638 (37-58)	by Miami (3/2/17)
.638 (37-58)	by Miami (3/2/17)
.636 (42-66)	by Virginia (1/23/93)
.630 (46-73)	by Maryland (3/5/88)
.626 (42-67)	by Maryland (12/15/82)
.626 (42-67)	by NC State (2/8/80)

## MOST 3-POINT FIELD GOALS MADE

14	by North Carolina (1/31/19)
14	by North Carolina (2/16/17)
14	by Villanova (11/29/14)
13	by Duke (1/17/05)
12	by NC State (2/12/15)
12	by Princeton (12/21/03)
12	by Alabama (12/29/92)
11	by Notre Dame (12/30/15)
11	by Pitt (1/18/15)
11	by Virginia (2/11/02)
11	by Charleston Southern (1/30/01)
11	by Charleston Southern (11/28/97)

## MOST 3-POINT FIELD GOALS ATTEMPTED

42	by Syracuse (1/20/19)
42	by Villanova (11/29/14)
41	by Syracuse (1/15/17)
39	by Houston (11/9/18)
33	by Lipscomb (12/29/14)
32	by Alabama State (11/13/16)
32	by Syracuse (2/7/16)
32	by Charleston Southern (11/28/97)
32	by Washington (12/21/12)
31	by Elon (11/26/99)
30	by Green Bay (11/26/11)
30	by Charlotte (11/15/02)
30	by Southern Mississippi (3/16/00)
30	by Chattanooga (12/16/98)

## HIGHEST 3-POINT FIELD GOAL PERCENTAGE

.875 (7-8)	by Fordham (12/6/87)
.833 (10-12)	by Florida State (12/5/01)
.800 (4-5)	by Florida State (1/18/93)
.800 (4-5)	by Wake Forest (1/8/89)
.714 (10-14)	by Duke (1/7/99)
.714 (5-7)	by Florida State (1/31/96)

## MOST FREE THROWS MADE

36	by Maryland (1/20/08)
36	by Duke (1/26/91)
35	by Virginia (3/2/08)
35	by Maryland (1/19/14)
33	by Dayton (12/21/18)
33	by Florida State (1/31/96)
33	by Maryland (1/26/06)

## MOST FREE THROWS ATTEMPTED

51	by Florida State (1/31/96)
46	by Virginia (3/2/08)
46	by Duke (1/26/91)
44	by Maryland (1/20/08)
44	by Georgia (12/27/01)

## HIGHEST FREE THROW PERCENTAGE

1.000 (19-19)	by NC State (1/3/85)
1.000 (11-11)	by Duke (2/18/95)
1.000 (10-10)	by Elon (11/26/99)
<b>1.000 (8-8)</b>	<b>by Florida State (1/13/22)</b>
1.000 (8-8)	by Pittsburgh (2/19/17)
1.000 (8-8)	by Boston College (1/25/07)
1.000 (8-8)	by Pittsburgh (2/19/17)
<b>1.000 (6-6)</b>	<b>by NC State (2/7/22)</b>
1.000 (6-6)	by South Carolina (3/28/21)
1.000 (6-6)	by Rice (12/21/19)
1.000 (6-6)	by Virginia Tech (3/22/03)

## MOST REBOUNDS

67	by Richmond (11/26/88)
67	by Georgia (11/25/80)
65	by Tennessee (11/17/13)
63	by Albany State (1/14/81)
62	by Valdosta State (12/10/79)

## MOST ASSISTS

33	by Virginia (1/10/01)
33	by NC State (2/7/86)
32	by NC State (1/4/91)
32	by NC State (1/7/89)

# RECORDS

31 by Virginia (1/23/91)

## MOST BLOCKED SHOTS

15 by Tulsa (12/12/04)  
15 by Virginia (1/20/96)  
14 by Virginia (1/14/99)  
13 by Duke (1/17/05)  
13 by Duke (3/7/14)  
13 by Virginia (1/28/18)  
12 by North Carolina (1/13/13)  
12 by North Carolina (3/5/15)  
11 by Alabama State (12/17/14)  
11 by Pitt (1/18/15)  
11 by Duke (2/26/15)

## MOST STEALS

29 by Mercer (1/7/80)  
26 by Valdosta State (12/10/79)  
25 by Georgia (12/4/82)  
25 by Clemson (1/31/80)  
22 by Syracuse (2/7/16)  
22 by North Carolina (2/27/85)  
22 by Virginia (2/16/85)

## MOST TURNOVERS

43 by East Tennessee State (2/9/94)  
42 by Georgia State (12/14/93)  
40 by Utah State (12/15/86)  
39 by Kennesaw State (11/19/08)  
39 by Covenant (12/1/81)  
37 by Virginia Tech (2/29/08)  
37 by Furman (1/14/80)  
37 by Marquette (11/18/12)

## OPPONENT 100+ POINT GAMES

113 by Georgia (12/13/94)  
113 by Valdosta State (12/10/79)  
107 by Virginia (1/23/93)  
106 by Maryland (2/6/89)  
103 by Virginia (3/2/08)  
103 by Alabama (12/29/92)  
103 by Clemson (1/31/80)  
102 by Maryland (3/5/88)  
100 by Duke (2/27/98)  
100 by NC State (1/7/89)  
100 by Tennessee (2/2/87)  
100 by Georgia (11/29/84)

## OPPONENT SEASON RECORDS

### MOST POINTS SCORED

2,429 2016-17 (37 games)  
2,297 1991-92 (33 games)  
2,295 2013-14 (32 games)  
2,276 2014-15 (34 games)  
2,267 1989-90 (30 games)  
2,221 1988-89 (28 games)  
2,152 1990-91 (28 games)

### MOST FIELD GOALS MADE

870 1982-83  
866 1988-89  
865 2016-17  
864 1987-88  
860 1985-86  
854 1991-92

### MOST FIELD GOALS ATTEMPTED

2,198 2016-17  
2,062 1991-92  
2,061 2015-14  
2,018 1988-89  
1,998 2011-12  
1,969 1982-83  
1,963 2013-14

### HIGHEST FIELD GOAL PERCENTAGE

.460 (860-1869) 1985-86  
.456 (852-1870) 1979-80

.452 (853-1889) 1989-90  
.448 (705-1575) 1981-82  
.442 (870-1969) 1982-83

### MOST THREE-POINTERS MADE

222 2014-15  
209 2016-17  
186 2018-19  
169 2015-16  
154 2010-11  
153 2002-03  
151 2003-04  
151 2017-18  
149 2000-01  
**148 2021-22**  
144 2009-10  
144 2001-02

### MOST THREE-POINTERS ATTEMPTED

684 2016-17  
664 2014-15  
623 2018-19  
575 2015-16  
508 2010-11  
507 2009-10  
**504 2021-22**  
501 2017-18  
499 1999-00  
489 2011-12  
487 2013-14  
469 2006-07  
458 2007-08

### HIGHEST 3-POINT FIELD GOAL PERCENTAGE

.405 (62-153) 1987-88  
.380 (82-216) 1989-90  
.368 (153-416) 2002-02  
.353 (149-422) 2000-01  
.347 (151-435) 2003-04

### MOST FREE THROWS MADE

548 2013-14  
492 1991-92  
490 2016-17  
479 1989-90  
450 2012-13  
448 1990-91

### MOST FREE THROWS ATTEMPTED

801 2013-14  
731 1991-92  
710 1989-90  
701 2012-13  
690 1990-91

### HIGHEST FREE THROW PERCENTAGE

.713 (490-687) 2016-17  
.706 (308-436) 2004-05  
.704 (388-551) 2014-15  
.708 (242-342) 2020-21  
.697 (397-570) 1983-84  
.692 (408-590) 2006-07  
.691 (381-551) 2007-08  
.690 (407-590) 2008-09  
.689 (430-629) 2005-06

### MOST REBOUNDS

1,345 2016-17  
1,304 1980-81  
1,304 1988-89  
1,289 1991-92  
1,257 1989-90  
1,255 2013-14  
1,240 2011-12

### MOST ASSISTS

521 1989-90  
494 1988-89  
483 2014-15

477 1991-92  
475 1987-88  
474 1999-00

### MOST BLOCKED SHOTS

178 2016-17  
152 2017-18  
147 2012-13  
146 2010-11  
135 2011-12  
133 2006-07  
133 2014-15  
123 2008-09  
119 2009-10  
112 2015-16  
109 1983-84

### MOST STEALS

387 1979-80  
334 1984-85  
300 1988-89  
297 1997-98  
292 2012-13  
290 2010-11  
287 2011-12  
287 1991-92



# RECORDS

## CAREER LEADERS

### POINTS

1.	Tyaunna Marshall (2011-14)	2,129
2.	Kisha Ford (1994-97)	1,955
3.	Karen Lounsbury (1989-92)	1,743
4.	Dolores Bootz (1985-88)	1,723
5.	Carla Munnion (1995-98)	1,671
6.	Francesca Pan (2017-20)	1,638
7.	Chioma Nnamaka (2005-08)	1,593
8.	Aaliyah Whiteside (2012-16)	1,580
9.	Alex Montgomery (2008-11)	1,565
10.	Joyce Pierce (1991-93)	1,557
11.	Janie Mitchell (2005-08)	1,422
	Kate Brandt (1981-84)	1,422

### SCORING AVERAGE

1.	Dolores Bootz (1985-88)	18.9
	Kaela Davis (2014-15)	18.9
2.	Joyce Pierce (1991-93)	18.8
3.	Kisha Ford (1994-97)	17.9
4.	Niesha Butler (1999-02)	16.3
	Tyaunna Marshall (2011-14)	16.3
6.	Carla Munnion (1995-98)	14.9
7.	Karen Lounsbury (1989-92)	14.6
	Elizabeth Balogun (2018-19)	14.6
9.	Bonnie Tate (1977-79)	14.5
10.	LeeAnn Woodhull (1980-83)	13.6
11.	Chioma Nnamaka (2005-08)	13.3
	Kate Brandt (1981-84)	13.3

### FIELD GOALS MADE

1.	Tyaunna Marshall (2011-14)	878
2.	Kisha Ford (1994-97)	780
3.	Dolores Bootz (1985-88)	730
4.	Karen Lounsbury (1989-92)	609
5.	Carla Munnion (1995-98)	601
6.	Kate Brandt (1981-84)	575
7.	Francesca Pan (2017-20)	568
8.	Janie Mitchell (2005-08)	560
9.	Chioma Nnamaka (2005-08)	558
10.	Joyce Pierce (1991-93)	553
11.	Alex Montgomery (2008-11)	551

### FIELD GOALS ATTEMPTED

1.	Tyaunna Marshall (2011-14)	1,902
2.	Kisha Ford (1994-97)	1,740
3.	Francesca Pan (2017-20)	1,618
4.	Carla Munnion (1995-98)	1,451
5.	Karen Lounsbury (1989-92)	1,438
6.	Chioma Nnamaka (2005-08)	1,422
7.	Alex Montgomery (2008-11)	1,395
8.	Kate Brandt (1981-84)	1,303
9.	<b>Lorela Cubaj (2017-22)</b>	<b>1,297</b>
10.	Janie Mitchell (2005-08)	1,290
11.	Fallon Stokes (2001-04)	1,275
12.	Aaliyah Whiteside (2012-16)	1,262
13.	Stephanie Higgs (2004-07)	1,245

### FIELD GOAL PERCENTAGE

<i>(Minimum 100 made)</i>		
1.	Dolores Bootz (1985-88)	.593 (730-1232)
2.	Kenya Williams (1996-99)	.568 (420-739)
3.	Roddreka Rogers (2012-16)	.562 (381-678)
4.	<b>Nerea Hermosa (2019-pres.)</b>	<b>.528 (329-623)</b>
5.	LeeAnn Woodhull (1980-83)	.527 (471-894)
6.	Chelsea Regins (2009-12)	.522 (186-356)
7.	Aimee Weiss (1990-93)	.520 (474-912)
8.	Theresa Gernatt (1988-91)	.514 (273-515)
9.	Elizabeth Dixon (2018-19)	.512 (130-254)
10.	Joyce Pierce (1991-93)	.500 (553-1107)
11.	Zaire O'Neil (2014-18)	.497 (524-1055)
12.	Mandy Miller (1987-88)	.489 (108-221)
13.	Brigitte Ardossi (2007-10)	.483 (360-746)

### FREE THROWS MADE

1.	Aaliyah Whiteside (2012-16)	502
2.	Joyce Pierce (1991-93)	430
3.	LeeAnn Woodhull (1980-83)	360
4.	Tyaunna Marshall (2011-14)	353

5.	Kisha Ford (1993-97)	359
6.	Stephanie Higgs (2004-07)	345
7.	Ida Neal (1986-89)	340
8.	Karen Lounsbury (1989-92)	320
9.	Carla Munnion (1995-98)	300
10.	Jaime Kruppa (1997-01)	289

### FREE THROWS ATTEMPTED

1.	Aaliyah Whiteside (2012-16)	616
2.	Tyaunna Marshall (2011-14)	572
3.	LeeAnn Woodhull (1980-83)	550
4.	Joyce Pierce (1991-93)	537
5.	Kisha Ford (1993-97)	522
6.	Sonja Mallory (2000-03)	483
7.	Zaire O'Neil (2014-18)	478
8.	Ida Neal (1986-89)	475
9.	Stephanie Higgs (2004-07)	460
10.	Sasha Goodlett (2009-12)	425
11.	Jaime Kruppa (1997-2001)	420
12.	Fallon Stokes (2001-04)	403

### FREE THROW PERCENTAGE

<i>(Minimum 100 made)</i>		
1.	Selena Baldwin (1990-93)	.820 (146-178)
2.	Aaliyah Whiteside (2012-16)	.815 (502-616)
3.	Karen Lounsbury (1989-92)	.814 (320-393)
4.	Joyce Pierce (1991-93)	.801 (430-537)
5.	Kaela Davis (2014-15)	.781 (235-301)
6.	Alex Stewart (2000-04)	.777 (269-346)
7.	Brigitte Ardossi (2007-10)	.776 (281-362)
8.	Devony Caldwell (1990-93)	.775 (238-307)
9.	Alex Montgomery (2008-11)	.774 (226-292)
10.	Kim Crawford (1983-86)	.766 (134-175)

### THREE-POINT FIELD GOALS MADE

1.	Chioma Nnamaka (2005-08)	269
2.	Francesca Pan (2017-20)	245
3.	Danielle Donehew (1997-00)	241
4.	Alex Montgomery (2008-11)	237
5.	Karen Lounsbury (1989-92)	205
6.	Antonia Peresson (2014-18)	203
7.	Carla Munnion (1995-98)	169
8.	Sydney Wallace (2012-15)	167
9.	Kaela Davis (2014-15)	153
10.	Megan Isom (2002-04)	135
11.	<b>Lotta-Maj Lahtinen (2018-22)</b>	<b>131</b>
12.	Metra Walthour (2009-12)	125

### THREE-POINT FIELD GOALS ATTEMPTED

1.	Francesca Pan (2017-20)	812
2.	Chioma Nnamaka (2005-08)	733
3.	Alex Montgomery (2008-11)	686
4.	Danielle Donehew (1997-00)	659
5.	Antonia Peresson (2014-18)	611
6.	Karen Lounsbury (1989-92)	550
7.	Carla Munnion (1995-98)	540
8.	Sydney Wallace (2012-15)	485
9.	Kaela Davis (2014-15)	481
10.	<b>Lotta-Maj Lahtinen (2018-22)</b>	<b>423</b>
11.	Megan Isom (2002-04)	420
12.	Metra Walthour (2009-12)	392
	Katarina Vuckovic (2013-17)	392

### THREE-POINT PERCENTAGE

<i>(Minimum 50 attempts)</i>		
1.	Marielle Walker (1985-88)	.458 (49-107)
2.	Devony Caldwell (1990-93)	.397 (69-174)
3.	Ida Neal (1986-89)	.393 (33-84)
4.	<b>Eylia Love (2020-pres.)</b>	<b>.380 (27-71)</b>
5.	Karen Lounsbury (1989-92)	.373 (205-550)
6.	Irene Gari (2015-16)	.371 (26-70)
7.	Chioma Nnamaka (2005-08)	.367 (269-733)
8.	Selena Baldwin (1990-93)	.367 (101-275)
9.	Danielle Donehew (1997-00)	.366 (241-659)
10.	<b>Digna Strautmame (2021-22)</b>	<b>.359 (46-128)</b>
11.	Loyal McQueen (2020-pres.)	.357 (41-115)
12.	Alex Montgomery (2008-11)	.345 (237-686)
13.	Sydney Wallace (2012-15)	.344 (167-485)

### REBOUNDS

1.	<b>Lorela Cubaj (2017-22)</b>	<b>1,265</b>
2.	Bonnie Tate (1977-79)	1,039
3.	Dolores Bootz (1985-88)	978
4.	Roddreka Rogers (2012-16)	963
5.	Kisha Ford (1994-97)	871
6.	Tyaunna Marshall (2011-14)	850
7.	Alex Montgomery (2008-11)	837
8.	Cindy Cochran (1982-85)	804
9.	Regina Tate (1998-2002)	801
	LeeAnn Woodhull (1980-83)	801
11.	Joyce Pierce (1991-93)	764
12.	Sasha Goodlett (2009-12)	760

### REBOUNDING AVERAGE

1.	Bonnie Tate (1977-79)	13.9
2.	Dolores Bootz (1985-88)	10.7
3.	Joyce Pierce (1991-93)	9.2
4.	LeeAnn Woodhull (1980-83)	8.3
	<b>Lorela Cubaj (2017-22)</b>	<b>8.3</b>
6.	Kisha Ford (1994-97)	8.0
7.	Melinda Ryan (1978-80)	7.6
	Cindy Cochran (1982-85)	7.6
9.	Roddreka Rogers (2012-16)	7.5
10.	Teresa Lopez (1979-81)	7.4
11.	Jan Chandler (1974-76)	7.2

### ASSISTS

1.	Tiffany Martin (1994-97)	559
2.	Ida Neal (1986-89)	508
3.	Alex Stewart (2000-04)	505
4.	Dawnn Maye (2011-14)	412
5.	Tory Ehle (1984-87)	402
6.	<b>Lorela Cubaj (2017-22)</b>	<b>395</b>
7.	Metra Walthour (2009-12)	389
8.	<b>Lotta-Maj Lahtinen (2018-22)</b>	<b>367</b>
9.	Carmen Davis (1990-92)	357
10.	Jill Ingram (2005-08)	345
11.	Kisha Ford (1994-97)	335
12.	Nina Bärin (2000-03)	331

### HIGHEST ASSIST AVERAGE

1.	Tiffany Martin (1994-97)	5.3
2.	Ida Neal (1986-89)	4.7
3.	Nina Bärin (1999-03)	4.4
	Carmen Davis (1990-92)	4.4
5.	Alex Stewart (2000-04)	4.2
6.	Tory Ehle (1984-87)	3.7
7.	Anita Malone (1982-86)	3.6
8.	Dawnn Maye (2011-14)	3.3
	Niesha Butler (1998-02)	3.3
10.	Kisha Ford (1994-97)	3.1
	<b>Lotta-Maj Lahtinen (2018-22)</b>	<b>3.1</b>

### STEALS

<i>(Since 1979)</i>		
1.	Jacqua Williams (2006-09)	370
2.	Tyaunna Marshall (2011-14)	282
3.	Kisha Ford (1994-97)	278
	Tiffany Martin (1994-97)	278
5.	Jill Ingram (2005-08)	272
6.	Imani Tilford (2014-18)	267
7.	Dawnn Maye (2011-14)	250
8.	Alex Montgomery (2008-11)	226
9.	Kate Brandt (1981-84)	215
10.	Metra Walthour (2009-12)	211
11.	<b>Lorela Cubaj (2017-22)</b>	<b>204</b>
12.	Aimee Weiss (1990-93)	200

### BLOCKED SHOTS

<i>(Since 1979)</i>		
1.	Dolores Bootz (1985-88)	245
2.	Kasha Terry (2003-06)	195
3.	Sonja Mallory (2000-03)	173
4.	Joannah Kauffman (1995-98)	170
5.	<b>Lorela Cubaj (2018-22)</b>	<b>169</b>
6.	Sasha Goodlett (2009-12)	127
7.	Kathy Dorth (1993-97)	98
8.	Aimee Weiss (1990-93)	93
9.	Zaire O'Neil (2014-18)	89

# RECORDS

10.	Allison Echols (1989-92)	85
11.	<b>Nerea Hermosa (2019-pres.)</b>	<b>84</b>
12.	LeeAnn Woodhull (1980-83)	72
13.	Katarina Vuckovic (2013-17)	69

## GAMES PLAYED

1.	<b>Lorela Cubaj (2017-22)</b>	<b>153</b>
2.	Mo Bennett (2009-12)	134
	Sasha Goodlett (2009-12)	134
	Antonia Peresson (2014-18)	134
5.	Imani Tilford (2014-18)	132
6.	Tyaunna Marshall (2011-14)	131
	Katarina Vuckovic (2013-17)	131
8.	Brigitte Ardossi (2007-10)	130
9.	Metra Walthour (2009-12)	128
	Roddreka Rogers (2012-16)	128
	Francesca Pan (2017-20)	128
12.	Chelsea Regins (2009-12)	127
	Aaliyah Whiteside (2012-16)	127

## MINUTES PLAYED

1.	<b>Lorela Cubaj (2017-22)</b>	<b>4,550</b>
2.	Francesca Pan (2017-20)	3,945
3.	Tyaunna Marshall (2011-14)	3,935
4.	Kisha Ford (1994-97)	3,823
5.	Karen Lounsbury (1989-92)	3,763
6.	Aaliyah Whiteside (2012-16)	3,643
7.	<b>Lotta-Maj Lahtinen (2018-22)</b>	<b>3,596</b>
8.	Alex Montgomery (2008-11)	3,576
9.	Kierra Fletcher (2017-21)	3,588
10.	Tiffany Martin (1994-97)	3,555
11.	Metra Walthour (2009-12)	3,532
12.	Sasha Goodlett (2009-12)	3,522
13.	Chioma Nnamaka (2005-08)	3,511
14.	Carla Munnion (1995-98)	3,482

## RECORDS BY CLASS

## FRESHMAN

Points			
Player (Year)	G	#	Avg.
1. Kaela Davis (2013-14)	32	594	18.6
2. Karen Lounsbury (1988-89)	28	539	19.3
3. Niesha Butler (1998-99)	27	521	19.3
4. Tyaunna Marshall (2010-11)	35	475	13.6
5. Carla Munnion (1994-95)	30	473	15.8
6. Kisha Ford (1993-94)	27	437	16.2
Elizabeth Balogun (2018-19)	30	437	14.6
8. Francesca Pan (2016-17)	36	414	11.5
9. Zaire O'Neil (2014-15)	31	350	11.3
10. Kate Brandt (1980-81)	26	346	13.3
11. Chioma Nnamaka (2004-05)	27	344	12.7
12. LeeAnn Woodhull (1979-80)	23	336	14.6

Rebounds			
Player (Year)	G	#	Avg.
1. LeeAnn Woodhull (1979-80)	23	248	10.8
2. Cindy Cochran (1981-82)	25	236	9.4
3. Kisha Ford (1993-94)	27	233	8.6
4. Elizabeth Dixon (2018-19)	30	192	6.4
5. Aimee Weiss (1989-90)	30	189	6.3
6. Zaire O'Neil (2014-15)	31	180	5.8
Kaela Davis (2013-14)	32	180	5.6
8. Kierra Fletcher (2017-18)	34	177	5.2
9. Carla Munnion (1994-95)	30	176	5.9
10. Janice James (1983-84)	28	169	6.0
11. Alex Montgomery (2007-08)	31	168	5.4
12. Roddreka Rogers (2012-13)	29	162	5.6

Assists			
Player (Year)	G	#	Avg.
1. Carmen Davis (1989-90)	30	173	5.8
2. Niesha Butler (1998-99)	27	120	4.4
3. Nina Bärin (1999-00)	31	117	3.8
4. Kisha Ford (1993-94)	27	108	4.0
5. Ida Neal (1985-86)	27	97	3.6
6. Tony Ehle (1983-84)	28	91	3.3
7. Kierra Fletcher (2017-18)	34	78	2.3
8. Tiffany Martin (1993-94)	23	77	3.4
9. Alex Stewart (1999-00)	31	73	2.4
10. Jill Ingram (2004-05)	27	71	2.6
11. Mary Giamburro (1979-80)	25	70	2.8

Blocked Shots			
Player (Year)	G	#	Avg.
1. Joannah Kauffman (1994-95)	28	49	1.8
2. Dolores Bootz (1984-85)	14	41	2.9
3. Kasha Terry (2002-03)	30	40	1.3
4. Zaire O'Neil (2014-15)	31	36	1.2
5. Elizabeth Balogun (2018-19)	30	33	1.1
Elizabeth Dixon (2018-19)	30	33	1.1
7. Sasha Goodlett (2008-09)	32	30	0.9
8. Allison Echols (1988-89)	27	29	1.1
Aimee Weiss (1989-90)	30	29	1.0
10. Lorela Cubaj (2017-18)	34	26	0.8
11. Alex Montgomery (2007-08)	31	25	0.8
12. LeeAnn Woodhull (1979-80)	23	21	0.9
Kathy Dortch (1992-93)	26	21	0.8
<b>Nerea Hermosa (2019-20)</b>	<b>31</b>	<b>21</b>	<b>0.7</b>

Steals			
Player (Year)	G	#	Avg.
1. Kisha Ford (1993-94)	27	92	3.4
2. Tyaunna Marshall (2010-11)	35	59	1.7
3. Tiffany Martin (1993-94)	23	56	2.4
Nina Bärin (1999-00)	31	56	1.9
5. Kierra Fletcher (2017-18)	34	55	1.6
6. Jill Ingram (2004-05)	27	53	2.0
Alex Montgomery (2007-08)	31	53	1.7
7. Anita Malone (1981-82)	24	52	2.2
Aimee Weiss (1989-90)	30	52	1.7
9. Elizabeth Balogun (2018-19)	30	49	1.6
10. Jacqua Williams (2005-06)	27	48	1.8
11. Clani Cryor (2015-16)	29	48	1.7
12. Lotta-Maj Lahtinen (2018-19)	30	48	1.6

## SOPHOMORE

Points			
Player (Year)	G	#	Avg.
1. Kaela Davis (2014-15)	34	652	19.2
2. Kisha Ford (1994-95)	28	521	18.6
3. Tyaunna Marshall (2011-12)	35	503	14.4
4. Joyce Pierce (1990-91)	26	502	19.3
5. Karen Lounsbury (1989-90)	30	495	16.5
6. Francesca Pan (2017-18)	34	486	14.3
7. Carla Munnion (1995-96)	27	465	17.2
8. Niesha Butler (2000-01)	28	438	15.6
9. Dolores Bootz (1985-86)	23	417	18.1
10. Alex Montgomery (2008-09)	30	410	13.7
11. Chioma Nnamaka (2005-06)	29	360	12.4

Rebounds			
Player (Year)	G	#	Avg.
1. Dolores Bootz (1985-86)	23	266	11.6
2. Joyce Pierce (1990-91)	26	247	9.5
3. Regina Tate (1998-99)	27	236	8.7
4. Theresa Gernatt (1988-89)	28	228	8.1
5. Cindy Cochran (1982-83)	26	221	8.5
6. Lorela Cubaj (2018-19)	30	219	7.3
7. Tyaunna Marshall (2011-12)	35	216	6.2
8. Kirsten Weinert (1983-84)	28	212	7.6
Roddreka Rogers (2013-14)	32	212	6.6
10. LeeAnn Woodhull (1980-81)	21	204	9.7
11. Alex Montgomery (2008-09)	30	202	6.7

Assists			
Player (Year)	G	#	Avg.
1. Tiffany Martin (1994-95)	30	220	7.3
2. Dawnn Maye (2011-12)	34	128	3.8
3. Tony Ehle (1984-85)	27	112	4.1
4. Ida Neal (1986-87)	27	106	3.9
5. Anita Malone (1982-83)	28	102	3.6
6. Kim Crawford (1984-85)	27	91	3.4
Metra Walthour (2009-10)	33	91	2.8
8. Alex Stewart (2000-01)	29	90	3.1
9. Jill Ingram (2005-06)	27	87	3.2
10. Carmen Davis (1990-91)	20	83	4.2
Kisha Ford (1994-95)	28	83	3.0

Blocked Shots			
Player (Year)	G	#	Avg.
1. Kasha Terry (2003-04)	28	70	2.5
2. Dolores Bootz (1985-86)	23	56	2.4
3. Sonja Mallory (2000-01)	26	41	1.6
4. Joannah Kauffman (1995-96)	27	38	1.4
5. Kathy Dortch (1993-94)	27	37	1.4
6. Lorela Cubaj (2018-19)	30	31	1.0
7. Nariah Taylor (2013-14)	29	28	0.9
<b>8. Nerea Hermosa (2020-21)</b>	<b>26</b>	<b>27</b>	<b>1.0</b>
9. LeeAnn Woodhull (1980-81)	21	23	1.1
Sasha Goodlett (2009-10)	33	23	0.7
11. Alex Montgomery (2008-09)	30	21	0.7

Steals			
Player (Year)	G	#	Avg.
1. Jacqua Williams (2006-07)	33	95	2.9
2. Anita Malone (1982-83)	28	80	2.9
Dawnn Maye (2011-12)	34	80	2.4
4. Alex Montgomery (2008-09)	30	74	2.5
5. Joyce Pierce (1990-91)	26	67	2.3
6. Jill Ingram (2005-06)	27	64	2.4
7. Deja Foster (2008-09)	31	63	2.0
8. Metra Walthour (2009-10)	33	61	1.9
Tyaunna Marshall (2011-12)	35	61	1.7
10. Imani Tilford (2015-16)	33	61	1.8
11. Isasia Hemingway (2008-09)	32	60	1.9

## JUNIOR

Points			
Player (Year)	G	#	Avg.
1. Joyce Pierce (1991-92)	33	596	18.1
2. Tyaunna Marshall (2012-13)	30	542	18.1
3. Dolores Bootz (1986-87)	27	499	18.5
4. Fallon Stokes (2002-03)	31	486	15.7
5. Zaire O'Neil (2016-17)	37	479	12.9
6. Aaliyah Whiteside (2014-15)	34	456	13.4
7. Kisha Ford (1995-96)	27	448	16.6
8. Chioma Nnamaka (2006-07)	33	429	13.0
9. Janie Mitchell (2006-07)	29	421	14.5
10. Carla Munnion (1996-97)	27	414	15.3
11. Sonja Mallory (2001-02)	29	410	14.1

Rebounds			
Player (Year)	G	#	Avg.
1. Roddreka Rogers (2014-15)	34	335	9.9
2. Dolores Bootz (1986-87)	27	310	11.5
3. Joyce Pierce (1991-92)	33	298	9.0
4. Tyaunna Marshall (2012-13)	30	251	8.4
5. Lorela Cubaj (2019-20)	31	240	7.7
6. Jaime Kruppa (1999-00)	31	239	7.7
7. Sonja Mallory (2001-02)	29	233	8.0
8. Elo Edeferioka (2016-17)	37	221	6.0
9. Aaliyah Whiteside (2014-15)	34	216	6.4
10. Teresa Lopez (1980-81)	27	215	8.0
11. Zaire O'Neil (2016-17)	37	212	5.7
12. Regina Tate (1999-00)	31	210	6.8
13. Milli Martinez (2000-01)	29	202	7.0

Assists			
Player (Year)	G	#	Avg.
1. Alex Stewart (2002-03)	31	172	5.6
2. Dawnn Maye (2012-13)	30	143	4.8
3. Val Avant (1987-88)	27	142	5.3
4. Nina Bärin (2001-02)	17	135	7.9
5. Metra Walthour (2010-11)	35	132	3.8
6. Tiffany Martin (1995-96)	27	123	4.6
7. Imani Tilford (2016-17)	37	119	3.2
8. Deja Foster (2009-10)	33	108	3.3
9. Ida Neal (1987-88)	27	106	3.9
10. Carmen Davis (1991-92)	32	101	3.2
11. Kierra Fletcher (2019-20)	31	95	3.1
12. L. Lahtinen (2020-21)	26	90	3.5
13. Selena Baldwin (1991-92)	33	89	2.7
Sheila Wagner (1988-89)	26	89	3.4

Blocked Shots			
Player (Year)	G	#	Avg.
1. Dolores Bootz (1986-87)	27	68	2.5
2. Sonja Mallory (2001-02)	29	58	2.0
3. Lorela Cubaj (2019-20)	31	37	1.2
<b>4. Nerea Hermosa (2021-22)</b>	<b>32</b>	<b>36</b>	<b>1.1</b>
5. Elo Edeferioka (2016-17)	37	32	0.9
6. Kasha Terry (2004-05)	12	30	2.5
7. Demiata Keener (1993-94)	27	29	1.1
8. Allison Echols (1990-91)	28	28	1.0
9. Sasha Goodlett (2010-11)	35	26	0.7
10. Roddreka Rogers (2014-15)	34	25	0.7
11. Kathy Dortch (1995-96)	25	23	0.9
Aimee Weiss (1991-92)	29	23	0.8
13. Zaire O'Neil (2016-17)	37	20	0.5
14. Jennifer Leachman (1984-85)	27	19	0.7

Steals			
Player (Year)	G	#	Avg.
1. Jacqua Williams (2007-08)	31	118	3.8
2. Imani Tilford (2016-17)	37	92	2.5
3. Tiffany Martin (1995-96)	27	81	3.0
Dawnn Maye (2012-13)	30	81	2.7
Metra Walthour (2010-11)	35	81	2.3
6. Tyaunna Marshall (2012-13)	30	78	2.6
7. Kisha Ford (1995-96)	27	71	2.6
Joyce Pierce (1991-92)	33	71	2.1
9. Megan Isom (2002-03)	31	65	2.1
10. Milli Martinez (2000-01)	29	60	2.1
Alex Stewart (2002-03)	31	60	1.9

## SENIOR

Points			
Player (Year)	G	#	Avg.
1. Aaliyah Whiteside (2015-16)	33	644	19.5
2. Tyaunna Marshall (2013-14)	31	609	19.6
3. Dolores Bootz (1987-88)	27	556	20.6
4. Kisha Ford (1996-97)	27	549	20.3
5. Ida Neal (1988-89)	28	538	19.2
6. Brigitte Ardossi (2009-10)	33	532	16.1
7. Janie Mitchell (2007-08)	32	526	16.4
8. Stephanie Higgs (2006-07)	33	509	15.4
9. Sasha Goodlett (2011-12)	35	506	14.5
10. Sonja Mallory (2002-03)	31	503	16.2
11. Marielle Walker (1987-88)	26	490	18.8

Rebounds			
Player (Year)	G	#	Avg.
1. Alex Montgomery (2010-11)	35	300	8.6
2. Sonja Mallory (2002-03)	31	278	9.0
3. Lorela Cubaj (2020-21)	26	300	11.5
4. Sasha Goodlett (2009-12)	35	268	7.7
5. Roddreka Rogers (2015-16)	33	254	7.7
6. Brigitte Ardossi (2009-10)	33	242	7.3
7. Dolores Bootz (1987-88)	27	238	10.5
8. Aaliyah Whiteside (2015-16)	33	237	7.2
9. Tyaunna Marshall (2013-14)	31	235	7.6
10. Kisha Ford (1996-97)	27	232	8.6
11. Regina Tate (2001-02)	29	226	7.8
12. Joyce Pierce (1992-93)	24	219	9.1
13. Jaime Kruppa (2000-01)	28	208	7.4

Assists			
Player (Year)	G	#	Avg.
1. Ida Neal (1988-89)	28	199	7.1
2. Alex Stewart (2003-04)	29	165	5.7
3. Tiffany Martin (1996-97)	25	139	5.6
4. Metra Walthour (2011-12)	35	131	3.7
5. Lotta-Maj Lahtinen (2021-22)	31	130	4.2
6. Shelli Novotny (1997-98)	28	126	4.5
6. Anita Malone (1985-86)	25	123	4.9
7. Tony Ehle (1986-87)	27	119	4.4
8. Milli Martinez (2001-02)	29	113	3.9
9. Jill Ingram (2007-08)	32	111	3.5
10. Selena Baldwin (1992-93)	25	104	4.2

Blocked Shots			
Player (Year)	G	#	Avg.
1. Dolores Bootz (1987-88)	27	80	3.0
2. Joannah Kauffman (1997-98)	28	65	2.3
3. Sonja Mallory (2002-03)	31	57	1.8
4. Kasha Terry (2005-06)	29	55	1.9
5. Sasha Goodlett (2011-12)	35	48	1.4
6. Lorela Cubaj (2020-21)	26	34	1.3
7. Aimee Weiss (1992-93)	27	28	1.0
8. Katarina Goodnick (2016-17)	37	23	0.6
9. Zaire O'Neil (2017-18)	34	21	0.6
10. Tyanna Marshall (2013-14)	31	20	0.6
12. Marielle Walker (1987-88)	26	19	0.7
13. Kathy Dortch (1996-97)	27	17	0.6
14. Stephanie Higgs (2006-07)	33	17	0.5
Breanna Brown (2017-18)	33	17	0.5

## ANNUAL LEADERS

## POINTS

1976-77	Bonnie Tate	353
1977-78	Bonnie Tate	391
1978-79	Bonnie Tate	344
1979-80	LeeAnn Woodhull	336
1980-81	Kate Brandt	346
1981-82	Kate Brandt	344
1982-83	LeeAnn Woodhull	347
1983-84	Kate Brandt	399
1984-85	Kim Crawford	301
1985-86	Dolores Bootz	417
1986-87	Dolores Bootz	499
1987-88	Dolores Bootz	556
1988-89	Karen Lounsbury	539
1989-90	Karen Lounsbury	495
1990-91	Joyce Pierce	502
1991-92	Joyce Pierce	596
1992-93	Joyce Pierce	459
1993-94	Kisha Ford	437
1994-95	Kisha Ford	521
1995-96	Carla Munnion	465
1996-97	Kisha Ford	549
1997-98	Kenya Williams	331
1998-99	Niesha Butler	521
1999-00	Jaime Kruppa	323
2000-01	Niesha Butler	438
2001-02	Sonja Mallory	410
2002-03	Sonja Mallory	503
2003-04	Fallon Stokes	477
2004-05	Stephanie Higgs	359
2005-06	Chioma Nnamaka	360
2006-07	Stephanie Higgs	509
2007-08	Janie Mitchell	526
2008-09	Alex Montgomery	410
2009-10	Brigitte Ardossi	532
2010-11	Alex Montgomery	487
2011-12	Sasha Goodlett	506
2012-13	Tyaunna Marshall	542
2013-14	Tyaunna Marshall	609
2014-15	Kaela Davis	652
2015-16	Aaliyah Whiteside	644
2016-17	Zaire O'Neil	479
2017-18	Francesca Pan	486
2018-19	Elizabeth Balogun	437
2019-20	Francesca Pan	415
2020-21	Lotta-Maj Lahtinen	389
2021-22	Lotta-Maj Lahtinen	338

## SCORING AVERAGE

1976-77	Bonnie Tate	13.6
1977-78	Bonnie Tate	16.3
1978-79	Bonnie Tate	13.8
1979-80	LeeAnn Woodhull	14.6
1980-81	LeeAnn Woodhull	13.8
1981-82	Kate Brandt	13.8
1982-83	LeeAnn Woodhull	12.9
1983-84	Kate Brandt	14.3
1984-85	Dolores Bootz	17.9
1985-86	Dolores Bootz	18.1
1986-87	Dolores Bootz	18.5
1987-88	Dolores Bootz	20.6
1988-89	Karen Lounsbury	19.3
1989-90	Karen Lounsbury	16.5
1990-91	Joyce Pierce	19.3
1991-92	Joyce Pierce	18.1
1992-93	Joyce Pierce	19.1
1993-94	Kisha Ford	16.2
1994-95	Kisha Ford	18.6
1995-96	Carla Munnion	17.2
1996-97	Kisha Ford	20.3
1997-98	Kenya Williams	11.8
1998-99	Niesha Butler	19.3
1999-00	Jaime Kruppa	10.4
2000-01	Niesha Butler	15.6
2001-02	Sonja Mallory	14.1
2002-03	Sonja Mallory	16.2
2003-04	Fallon Stokes	16.4
2004-05	Stephanie Higgs	13.3
2005-06	Chioma Nnamaka	12.4
2006-07	Stephanie Higgs	15.4
2007-08	Janie Mitchell	16.4
2008-09	Alex Montgomery	13.7

2009-10	Brigitte Ardossi	16.1
2010-11	Alex Montgomery	13.9
2011-12	Sasha Goodlett	14.5
2012-13	Tyaunna Marshall	18.1
2013-14	Tyaunna Marshall	19.6
2014-15	Kaela Davis	19.2
2015-16	Aaliyah Whiteside	19.5
2016-17	Zaire O'Neil	12.9
2017-18	Francesca Pan	14.3
2018-19	Elizabeth Balogun	14.6
2019-20	Francesca Pan	13.4
2020-21	Lotta-Maj Lahtinen	15.0
2021-22	Lotta-Maj Lahtinen	10.9

## FIELD GOAL PERCENTAGE

(Minimum 50 attempts)

1976-77	Jan Chandler	.479
1977-78	Bonnie Tate	.512
1978-79	Bonnie Tate	.481
1979-80	LeeAnn Woodhull	.513
1980-81	LeeAnn Woodhull	.605
1981-82	LeeAnn Woodhull	.529
1982-83	LeeAnn Woodhull	.486
1983-84	Kirsten Weinert	.456
1984-85	Dolores Bootz	.585
1985-86	Dolores Bootz	.610
1986-87	Dolores Bootz	.565
1987-88	Dolores Bootz	.609
1988-89	Theresa Gernatt	.536
1989-90	Theresa Gernatt	.539
1990-91	Aimee Weiss	.521
1991-92	Joyce Pierce	.498
1992-93	Aimee Weiss	.550
1993-94	Demetri Keener	.470
1994-95	Demetri Keener	.516
1995-96	Carla Munnion	.450
1996-97	Kenya Williams	.537
1997-98	Kenya Williams	.607
1998-99	Kenya Williams	.568
1999-00	Candice McCallum	.540
2000-01	Sonja Mallory	.515
2001-02	Fallon Stokes	.511
2002-03	Sonja Mallory	.452
2003-04	Jessica Williams	.496
2004-05	Jessica Williams	.414
2005-06	Jessica Williams	.536
2006-07	Brigitte Ardossi	.500
2007-08	Brigitte Ardossi	.500
2008-09	Deja Foster	.466
2009-10	Brigitte Ardossi	.484
2010-11	Chelsea Regins	.536
2011-12	Chelsea Regins	.548
2012-13	Roddreka Rogers	.512
2013-14	Roddreka Rogers	.562
2014-15	Roddreka Rogers	.596
2015-16	Roddreka Rogers	.548
2016-17	Zaire O'Neil	.505
2017-18	Zaire O'Neil	.517
2018-19	Elizabeth Dixon	.512
2019-20	Nerea Hermosa	.539
2020-21	Nerea Hermosa	.559
2021-22	Nerea Hermosa	.503

## FREE THROW PERCENTAGE

(Minimum 35 attempts)

1976-77	Lisa Lovett	.615
1977-78	Karen Rainwater	.783
1978-79	Teresa Lopez	.718
1979-80	Jennifer Hendershott	.667
1980-81	Teresa Lopez	.802
1981-82	Kate Brandt	.805
1982-83	Kate Brandt	.826
1983-84	Tory Ehle	.712
1984-85	Dolores Bootz	.785
1985-86	Tory Ehle	.824
1986-87	Marielle Walker	.800
1987-88	Marielle Walker	.797
1988-89	Karen Lounsbury	.826
1989-90	Karen Lounsbury	.851
1990-91	Karen Lounsbury	.803
1991-92	Joyce Pierce	.812
1992-93	Joyce Pierce	.841

1993-94	Kisha Ford	.724
1994-95	Carla Munnion	.738
1995-96	Carla Munnion	.773
1996-97	Carla Munnion	.781
1997-98	Betsy Foy	.864
1998-99	Kenya Williams	.727
1999-00	Amy Lingenfelder	.737
2000-01	Alex Stewart	.800
2001-02	Neferiti Walker	.788
2002-03	Alex Stewart	.851
2003-04	Megan Harpring	.895
2004-05	Chioma Nnamaka	.794
2005-06	Janie Mitchell	.836
2006-07	Kentrina Wilson	.816
2007-08	Chioma Nnamaka	.762
2008-09	Brigitte Ardossi	.819
2009-10	Brigitte Ardossi	.829
2010-11	Alex Montgomery	.802
2011-12	Metra Walther	.747
2012-13	Brittany Jackson	.750
2013-14	Kaela Davis	.801
2014-15	Aaliyah Whiteside	.832
2015-16	Aaliyah Whiteside	.854
2016-17	Elo Edeferioka	.701
2017-18	Elo Edeferioka	.738
2018-19	Francesca Pan	.804
2019-20	Francesca Pan	.830
2020-21	Kierra Flethoer	.754
2021-22	Nerea Hermosa	.814

## 3-POINT FG PERCENTAGE

1986-87	Hea Ju Moon (2-12)	.167
1987-88	Marielle Walker (49-107)	.458
1988-89	Karen Lounsbury (71-177)	.401
1989-90	Karen Lounsbury (66-167)	.395
1990-91	Devony Caldwell (21-52)	.404
1991-92	Devony Caldwell (23-50)	.460
1992-93	Selena Baldwin (40-103)	.388
1993-94	Tiffany Martin (10-34)	.294
1994-95	Dawn Smith (16-46)	.348
1995-96	Carla Munnion (30-100)	.300
1996-97	Danielle Donehew (48-111)	.432
1997-98	Carla Munnion (54-160)	.338
1998-99	Danielle Donehew (86-210)	.410
1999-00	Amy Lingenfelder (35-95)	.368
2000-01	Niesha Butler (27-84)	.321
2001-02	Megan Isom (30-91)	.330
2002-03	Megan Isom (58-170)	.341
2003-04	Stephanie Higgs (14-34)	.412
2004-05	Chioma Nnamaka (39-116)	.336
2005-06	Chioma Nnamaka (57-156)	.365
2006-07	Chioma Nnamaka (81-223)	.363
2007-08	Chioma Nnamaka (92-238)	.387
2008-09	Alex Montgomery (72-200)	.360
2009-10	Alex Montgomery (59-182)	.324
2010-11	Metra Walther (51-142)	.359
2011-12	Sydney Wallace (45-115)	.391
2012-13	Brittany Jackson (39-109)	.358
2013-14	Kaela Davis (85-246)	.346
2014-15	Sydney Wallace (25-69)	.362
2015-16	Dejoria Howard (8-17)	.471
2016-17	Charin Scott (6-12)	.500
2017-18	Francesca Pan (79-242)	.326
2018-19	Elizabeth Balogun (65-194)	.335
2019-20	Jasmine Carson (52-154)	.338
2020-21	Loyal McQueen (39-106)	.368
2021-22	Eylia Love (23-57)	.404

## REBOUNDS

1976-77	Bonnie Tate	420
1977-78	Bonnie Tate	333
1978-79	Bonnie Tate	286
1979-80	LeeAnn Woodhull	248
1980-81	Teresa Lopez	215
1981-82	Cindy Cochran	236
1982-83	Cindy Cochran	221
1983-84	Kirsten Weinert	212
1984-85	Cindy Cochran	166
1985-86	Dolores Bootz	266
1986-87	Dolores Bootz	310
1987-88	Dolores Bootz	283
1988-89	Theresa Gernatt	228

1989-90	Theresa Gernatt	192
1990-91	Joyce Pierce	247
1991-92	Joyce Pierce	298
1992-93	Joyce Pierce	219
1993-94	Kisha Ford	233
1994-95	Kisha Ford	234
1995-96	Kisha Ford	172
1996-97	Kisha Ford	232
1997-98	Kenya Williams	198
1998-99	Regina Tate	236
1999-00	Jaime Kruppa	239
2000-01	Jaime Kruppa	208
2001-02	Sonja Mallory	233
2002-03	Sonja Mallory	278
2003-04	Fallon Stokes	187
2004-05	Jessica Williams	184
2005-06	Janie Mitchell	191
2006-07	Janie Mitchell	200
2007-08	Janie Mitchell	202
2008-09	Alex Montgomery	202
2009-10	Brigitte Ardossi	242
2010-11	Alex Montgomery	300
2011-12	Sasha Goodlett	268
2012-13	Tyaunna Marshall	251
2013-14	Tyaunna Marshall	235
2014-15	Roddreka Rogers	335
2015-16	Roddreka Rogers	254
2016-17	Elo Edeferioka	221
2017-18	Elo Edeferioka	196
2018-19	Lorela Cubaj	219
2019-20	Lorela Cubaj	240
2020-21	Lorela Cubaj	300
2021-22	Lorela Cubaj	356

## REBOUNDING AVERAGE

1976-77	Bonnie Tate	16.2
1977-78	Bonnie Tate	13.9
1978-79	Bonnie Tate	11.4
1979-80	LeeAnn Woodhull	10.8
1980-81	LeeAnn Woodhull	9.7
1981-82	Cindy Cochran	9.4
1982-83	Cindy Cochran	8.5
1983-84	Kirsten Weinert	7.6
1984-85	Dolores Bootz	8.5
1985-86	Dolores Bootz	11.6
1986-87	Dolores Bootz	11.5
1987-88	Dolores Bootz	10.5
1988-89	Theresa Gernatt	8.1
1989-90	Theresa Gernatt	6.4
1990-91	Joyce Pierce	9.5
1991-92	Joyce Pierce	9.0
1992-93	Joyce Pierce	9.1
1993-94	Kisha Ford	8.6
1994-95	Kisha Ford	8.4
1995-96	Kisha Ford	6.4
1996-97	Kisha Ford	8.6
1997-98	Kenya Williams	7.1
1998-99	Regina Tate	8.7
1999-00	Jaime Kruppa	7.7
2000-01	Jaime Kruppa	7.4
2001-02	Sonja Mallory	8.0
2002-03	Sonja Mallory	9.0
2003-04	Fallon Stokes	6.4
2004-05	Jessica Williams	6.8
2005-06	Janie Mitchell	6.6
2006-07	Janie Mitchell	6.9
2007-08	Janie Mitchell	6.3
2008-09	Alex Montgomery	6.7
2009-10	Brigitte Ardossi	7.3
2010-11	Alex Montgomery	8.6
2011-12	Sasha Goodlett	7.7
2012-13	Tyaunna Marshall	8.4
2013-14	Tyaunna Marshall	7.6
2014-15	Roddreka Rogers	9.9
2015-16	Roddreka Rogers	7.7
2016-17	Elo Edeferioka	6.0
2017-18	Elo Edeferioka	6.5
2018-19	Lorela Cubaj	7.3
2019-20	Lorela Cubaj	7.7
2020-21	Lorela Cubaj	11.5
2021-22	Lorela Cubaj	11.1



# ANNUAL LEADERS

## ASSISTS

1979-80	Mary Giambruno	70
1980-81	Karen Rainwater	96
1981-82	Kate Brandt	72
1982-83	Anita Malone	102
1983-84	Kate Brandt	100
1984-85	Tory Ehle	112
1985-86	Anita Malone	123
1986-87	Tory Ehle	119
1987-88	Val Avant	142
1988-89	Ida Neal	199
1989-90	Carmen Davis	173
1990-91	Carmen Davis	83
1991-92	Carmen Davis	101
1992-93	Selena Baldwin	104
1993-94	Kisha Ford	108
1994-95	Tiffany Martin	220
1995-96	Tiffany Martin	123
1996-97	Tiffany Martin	100
1997-98	Shelli Novotny	126
1998-99	Niesha Butler	120
1999-00	Nina Bärlin	117
2000-01	Alex Stewart	90
2001-02	Nina Bärlin	135
2002-03	Alex Stewart	172
2003-04	Alex Stewart	165
2004-05	Jill Ingram	71
2005-06	Jill Ingram	87
2006-07	Stephanie Higgs	87
2007-08	Jill Ingram	111
2008-09	Jacqua Williams	104
2009-10	Deja Foster	108
2010-11	Metra Walther	132
2011-12	Metra Walther	131
2012-13	Dawnn Maye	143
2013-14	Dawnn Maye	100
2014-15	Aaliyah Whiteside	77
2015-16	Aaliyah Whiteside	90
2016-17	Imani Tilford	119
2017-18	Kierra Fletcher	78
2018-19	Kierra Fletcher	74
2019-20	Kierra Fletcher	95
2020-21	Lotta-Maj Lahtinen	90
2021-22	Lorela Cubaj	136

## STEALS

1979-80	Melinda Ryan	43
1980-81	Kate Brandt	44
1981-82	Kate Brandt	53
1982-83	Anita Malone	80
1983-84	Kate Brandt	70
1984-85	Tory Ehle	53
1985-86	Anita Malone	55
1986-87	Marielle Walker	39
1987-88	Marielle Walker	41
1988-89	Ida Neal	62
1989-90	Aimee Weiss	52
1990-91	Joyce Pierce	67
1991-92	Joyce Pierce	71
1992-93	Aimee Weiss	57
1993-94	Kisha Ford	92
1994-95	Tiffany Martin	90
1995-96	Tiffany Martin	81
1996-97	Kisha Ford	62
1997-98	Carla Munnion	29
1998-99	Jaime Kruppa	48
1999-00	Jaime Kruppa	58
	Regina Tate	58
2000-01	Milli Martinez	60
2001-02	Milli Martinez	51
2002-03	Megan Isom	65
2003-04	Alex Stewart	49
2004-05	Jill Ingram	53
2005-06	Jill Ingram	64
2006-07	Jacqua Williams	95
2007-08	Jacqua Williams	118
2008-09	Jacqua Williams	109
2009-10	Brigitte Ardossi	65
2010-11	Metra Walther	81
2011-12	Dawnn Maye	80
2012-13	Dawnn Maye	81
2013-14	Tyaunna Marshall	84

2014-15	Kaela Davis	51
2015-16	Imani Tilford	61
2016-17	Imani Tilford	92
2017-18	Imani Tilford	72
2018-19	Francesca Pan	55
2019-20	Lotta-Maj Lahtinen	42
2020-21	Lotta-Maj Lahtinen	50
2021-22	Lorela Cubaj	44

## BLOCKED SHOTS

1979-80	LeeAnn Woodhull	21
1980-81	LeeAnn Woodhull	23
1981-82	LeeAnn Woodhull	17
1982-83	Kirsten Weinert	16
1983-84	Kirsten Weinert	20
1984-85	Dolores Bootz	41
1985-86	Dolores Bootz	56
1986-87	Dolores Bootz	68
1987-88	Dolores Bootz	80
1988-89	Allison Echols	29
1989-90	Aimee Weiss	29
1990-91	Allison Echols	28
1991-92	Lara Kauffman	23
1992-93	Aimee Weiss	28
1993-94	Kathy Dortch	37
1994-95	Joannah Kauffman	49
1995-96	Joannah Kauffman	38
1996-97	Joannah Kauffman	18
1997-98	Joannah Kauffman	65
1998-99	Niesha Butler	20
1999-00	Sonja Mallory	17
2000-01	Sonja Mallory	41
2001-02	Sonja Mallory	58
2002-03	Sonja Mallory	57
2003-04	Kasha Terry	70
2004-05	Kasha Terry	30
2005-06	Kasha Terry	55
2006-07	Tiffany Blackmon	17
2007-08	Alex Montgomery	25
2008-09	Sasha Goodlett	30
2009-10	Sasha Goodlett	23
2010-11	Sasha Goodlett	26
2011-12	Sasha Goodlett	48
2012-13	Nariah Taylor	20
2013-14	Shayla Bivins	29
2014-15	Zaire O'Neil	36
2015-16	Katarina Vuckovic	17
2016-17	Elo Edeferioka	32
2017-18	Lorela Cubaj	26
2018-19	Elizabeth Balogun, Elizabeth Dixon	33
2019-20	Lorela Cubaj	37
2020-21	Lorela Cubaj	34
2021-22	Lorela Cubaj	41

## SEASON COMPARISON

Year		G	FG-	FGA	Pct.	3P-	3PA	Pct.	FT-	FTA	Pct.	Reb.	Avg.	PF-	DQ	A	TO	Blk	S	Pts.	Avg.
1976-77	Tech	27	719-	1972	.365	--	---	---	187-	463	.404	1803	66.8							1625	60.2
	Opp.	27	522-	1823	.286	--	---	---	165-	373	.442	1198	44.4							1209	44.7
1977-78	Tech	27	902-	2230	.404	--	---	---	316-	514	.615	1475	54.6							2120	79.6
	Opp.	27	658-	1935	.340	--	---	---	319-	583	.547	1262	46.7							1641	60.8
1978-79	Tech	26	813-	2186	.372	--	---	---	314-	518	.606	1308	50.3							1941	74.7
	Opp.	26	683-	1883	.363	--	---	---	304-	516	.589	1009	38.8							1666	64.1
1979-80	Tech	25	678-	1722	.394	--	---	---	339-	543	.624	988	39.5	532-	na	343	651	48	290	1695	67.8
	Opp.	25	852-	1870	.456	--	---	---	366-	613	.597	1221	48.8	513-	na	320	596	42	387	2070	82.8
1980-81	Tech	27	702-	1740	.403	--	---	---	403-	596	.676	1081	40.0	560-	13	324	604	52	243	1839	68.1
	Opp.	27	808-	1919	.421	--	---	---	390-	610	.639	1304	48.3	569-	12	308	554	51	265	2006	74.3
1981-82	Tech	25	577-	1439	.401	--	---	---	325-	479	.679	904	36.2	458-	11	260	581	37	245	1479	59.2
	Opp.	25	705-	1575	.448	--	---	---	261-	415	.629	1016	40.6	484-	15	360	524	70	248	1671	66.8
1982-83	Tech	28	671-	1612	.416	--	---	---	466-	715	.652	1092	39.0	474-	7	297	597	51	234	1808	64.6
	Opp.	28	870-	1969	.442	--	---	---	279-	431	.647	1195	42.7	627-	31	324	497	83	264	2019	72.1
1983-84	Tech	28	758-	1846	.411	--	---	---	357-	577	.619	1166	41.6	573-	18	380	585	46	252	1873	66.9
	Opp.	28	802-	1827	.439	--	---	---	397-	570	.697	1160	41.4	581-	19	349	543	109	250	2001	71.5
1984-85	Tech	27	733-	1648	.444	--	---	---	419-	602	.696	1114	41.3	540-	18	396	630	98	209	1885	69.8
	Opp.	27	794-	1839	.432	--	---	---	363-	549	.661	1098	40.6	532-	15	401	520	73	334	1951	72.3
1985-86	Tech	27	806-	1757	.459	--	---	---	364-	534	.682	1094	40.5	518-	21	471	548	86	239	1976	73.2
	Opp.	27	860-	1869	.460	--	---	---	388-	577	.672	1104	40.8	502-	14	423	490	87	279	2108	78.1
1986-87	Tech	27	814-	1867	.436	4-	17	.235	381-	570	.668	1227	45.4	582-	25	427	544	124	237	2013	74.6
	Opp.	27	774-	1783	.434	2-	4	.500	405-	650	.623	1141	42.3	536	15	439	531	79	276	1955	72.4
1987-88	Tech	27	825-	1828	.451	106-	289	.367	341-	490	.696	1099	40.7	492-	14	467	492	115	209	2097	77.7
	Opp.	27	864-	1950	.443	62-	153	.405	358-	544	.658	1206	44.7	480-	7	475	453	55	236	2148	79.6
1988-89	Tech	28	797-	1837	.434	109-	286	.381	422-	598	.706	1125	40.2	529-	16	453	524	80	241	2125	75.9
	Opp.	28	866-	2018	.429	68-	252	.316	421-	633	.665	1304	46.6	549-	15	494	487	64	300	2221	79.3
1989-90	Tech	30	854-	1973	.433	109-	307	.355	452-	620	.729	1142	38.1	589-	23	521	478	69	299	2269	75.6
	Opp.	30	853-	1889	.452	82-	216	.380	479-	710	.675	1257	41.9	522-	9	521	559	67	231	2267	75.6
1990-91	Tech	28	893-	1896	.471	102-	282	.362	471-	672	.701	1178	42.1	588-	23	529	552	80	341	2359	84.3
	Opp.	28	811-	1862	.436	82-	269	.305	448-	690	.649	1168	41.7	549-	13	459	576	55	282	2152	76.9
1991-92	Tech	33	964-	2120	.455	97-	283	.343	526-	725	.726	1339	40.6	641-	21	514	604	109	348	2551	77.3
	Opp.	33	854-	2062	.414	97-	295	.329	492-	731	.673	1289	39.1	595-	7	477	640	58	287	2297	69.6
1992-93	Tech	27	828-	1885	.439	76-	225	.338	393-	563	.698	1182	43.8	520-	17	461	521	89	309	2125	78.7
	Opp.	27	752-	1704	.441	122-	357	.342	403-	588	.685	1042	38.6	499-	17	435	537	65	251	2029	75.1
1993-94	Tech	27	684-	1789	.382	41-	181	.227	330-	527	.626	1172	43.4	537-	12	354	535	95	335	1739	64.4
	Opp.	27	669-	1584	.422	98-	310	.316	403-	602	.669	1105	40.9	506-	13	409	567	73	278	1839	68.1
1994-95	Tech	30	858-	1953	.439	115-	383	.300	385-	584	.659	1260	42.0	519-	9	519	534	88	272	2216	73.9
	Opp.	30	797-	1970	.405	120-	379	.317	367-	536	.685	1239	41.3	503-	9	467	563	64	243	2081	69.4
1995-96	Tech	27	756-	1730	.437	43-	166	.259	406-	591	.687	1081	40.0	445-	11	378	515	90	309	1961	72.6
	Opp.	27	688-	1605	.429	110-	335	.328	289-	446	.648	1053	39.0	500-	140	392	631	89	198	1775	65.7
1996-97	Tech	27	709-	1618	.438	119-	330	.361	370-	544	.680	1014	37.6	400-	8	398	464	64	246	1907	70.6
	Opp.	27	694-	1590	.436	141-	415	.340	275-	401	.686	976	36.1	474-	7	377	523	64	215	1804	66.8
1997-98	Tech	28	636-	1646	.386	104-	341	.305	404-	617	.655	1135	40.5	490-	14	327	585	80	186	1780	63.6
	Opp.	28	782-	1803	.434	128-	406	.315	355-	548	.648	1110	39.6	517-	14	421	460	68	297	2047	73.1
1998-99	Tech	27	732-	1675	.437	125-	339	.369	446-	666	.670	1110	41.1	468-	11	366	528	57	246	2035	75.4
	Opp.	27	735-	1764	.417	131-	420	.312	363-	535	.679	1073	39.7	554-	20	440	504	79	274	1964	72.7
1999-00	Tech	31	796-	1931	.412	131-	399	.328	443-	697	.636	1253	40.4	553-	5	459	571	50	335	2166	69.9
	Opp.	31	802-	1879	.427	164-	499	.329	366-	543	.674	1156	37.3	593-		474	594	98	276	2134	68.8
2000-01	Tech	29	793-	1867	.425	64-	217	.295	466-	679	.686	1193	41.1	591-	21	402	524	77	271	2116	73.0
	Opp.	29	757-	1752	.432	149-	422	.353	416-	630	.660	1055	36.4	593-		436	535	106	212	2079	71.7
2001-02	Tech	29	788-	1794	.439	68-	249	.273	407-	628	.648	1245	42.9	513-	21	458	519	91	237	2051	70.7
	Opp.	29	672-	1700	.395	144-	455	.316	367-	552	.665	963	33.2	518-		394	513	84	233	1855	64.0
2002-03	Tech	31	782-	1940	.403	103-	326	.316	450-	685	.657	1329	42.9	518-	8	395	483	123	248	2117	68.3
	Opp.	31	720-	1813	.397	153-	416	.368	351-	551	.637	1094	35.5	559-	7	449	513	101	205	1944	62.7

## SEASON COMPARISON

Year		G	FG-	FGA	Pct.	3P-	3PA	Pct.	FT-	FTA	Pct.	Reb.	Avg.	PF-	DQ	A	TO	Blk	S	Pts.	Avg.
2003-04	Tech	29	676-	1689	.400	111-	373	.298	370-	558	.663	1134	39.1	539-	18	362	474	111	191	1833	63.2
	Opp.	29	651-	1625	.401	151-	435	.347	401-	593	.676	1031	35.6	474-	7	387	450	86	179	1854	63.9
2004-05	Tech	27	556-	1541	.361	103-	366	.281	356-	499	.713	1062	39.3	435-	10	248	442	102	212	1571	58.2
	Opp.	27	566-	1483	.382	126-	430	.293	308-	436	.706	937	34.7	442-	6	328	428	106	190	1566	58.0
2005-06	Tech	29	675-	1721	.392	116-	366	.317	405-	588	.689	1208	41.7	566-	18	291	548	110	290	1871	64.5
	Opp.	29	590-	1591	.371	136-	451	.302	430-	624	.689	1005	34.7	513-	12	354	545	95	233	1746	60.2
2006-07	Tech	33	802-	2011	.399	157-	472	.333	421-	573	.735	1260	38.2	589-	11	406	553	104	382	2182	66.1
	Opp.	33	704-	1716	.410	136-	469	.290	408-	590	.692	1107	33.5	526-		445	688	133	234	1952	59.2
2007-08	Tech	32	812-	1960	.414	160-	503	.318	467-	687	.680	1181	36.9	585-	10	396	594	91	456	2251	70.3
	Opp.	32	703-	1688	.416	135-	458	.295	381-	551	.691	1119	35.0	579-		426	794	103	263	1922	60.1
2008-09	Tech	32	779-	1892	.412	125-	417	.300	469-	673	.697	1238	38.7	609-	8	400	663	99	434	2152	67.2
	Opp.	32	661-	1668	.396	106-	395	.268	407-	590	.690	1092	34.1	577-		389	783	123	284	1835	57.3
2009-10	Tech	33	782-	1930	.405	89-	345	.258	519-	730	.711	1355	41.1	571-	10	487	622	79	351	2172	65.8
	Opp.	33	695-	1797	.387	144-	507	.284	374-	584	.640	1104	33.5	609-		412	662	119	279	1908	57.8
2010-11	Tech	35	873-	2064	.423	152-	468	.325	416-	638	.652	1369	39.1	603-	11	510	671	95	406	2314	66.1
	Opp.	35	731-	1853	.394	154-	508	.303	372-	565	.658	1139	32.5	558-		426	764	146	290	1988	56.8
2011-12	Tech	35	938-	2128	.441	150-	446	.336	457-	678	.674	1375	39.3	609-	8	556	602	129	389	2483	70.9
	Opp.	35	776-	1998	.388	127-	489	.260	406-	623	.652	1240	35.4	575-		436	716	135	287	2085	59.6
2012-13	Tech	30	766-	2007	.382	137-	473	.290	359-	562	.639	1274	42.5	630-	20	378	559	94	326	2028	67.6
	Opp.	30	717-	1738	.413	134-	433	.309	450-	701	.642	1185	39.5	499-		425	615	147	292	2018	67.3
2013-14	Tech	32	936-	2193	.427	174-	555	.314	503-	751	.670	1409	44.0	711-	25	424	538	117	318	2549	79.7
	Opp.	32	802-	1963	.409	143-	487	.294	548-	801	.684	1255	39.2	621-		465	610	100	248	2295	71.7
2014-15	Tech	34	880-	2136	.412	202-	651	.310	480-	658	.729	1431	42.1	593-	21	418	544	129	278	2442	71.8
	Opp.	34	833-	2061	.404	222-	664	.334	388-	551	.704	1229	36.1	582-		483	540	133	268	2276	66.9
2015-16	Tech	33	806-	1994	.404	188-	599	.314	475-	639	.743	1270	38.5	642-	14	443	502	87	318	2275	68.9
	Opp.	33	726-	1810	.401	169-	575	.294	389-	597	.652	1106	33.5	599-		397	573	112	239	2010	60.9
2016-17	Tech	37	924-	2306	.401	196-	612	.320	498-	808	.616	1494	40.4	784-	23	442	599	125	340	2542	68.7
	Opp.	37	865-	2198	.394	209-	684	.306	490-	687	.713	1345	36.4	714-		461	645	178	269	2429	65.6
2017-18	Tech	34	853-	2087	.409	133-	437	.304	455-	702	.648	1343	39.5	6510	7	459	534	132	362	2294	67.5
	Opp.	34	695-	1791	.388	151-	501	.301	411-	600	.685	1123	33.0	590		376	710	152	242	1952	57.4
2018-19	Tech	30	761-	1960	.388	165-	545	.303	339-	495	.685	1234	41.1	580	18	375	524	131	316	2026	67.5
	Opp.	30	687-	1738	.395	186-	623	.299	349-	530	.658	1091	36.4	511		441	583	103	238	1909	63.6
2019-20	Tech	31	732-	1820	.402	140-	503	.278	313-	467	.670	1170	37.7	454	3	391	414	97	220	1917	61.8
	Opp.	31	615-	1595	.386	127-	441	.288	269-	424	.634	990	31.9	505		299	526	88	183	1626	52.5
2020-21	Tech	26	654-	1546	.423	148-	465	.318	250-	369	.678	958	36.8	376	6	364	325	84	158	1706	65.6
	Opp.	26	613-	1506	.407	133-	396	.336	242-	342	.708	883	34.0	421	8	303	344	78	144	1601	61.6
2021-22	Tech	32	738-	1821	.405	178-	569	.313	296-	449	.659	1241	38.8	424	6	485	446	141	189	1950	60.9
	Opp.	32	642-	1787	.359	148-	504	.294	253-	384	.659	1045	32.7	496	10	323	438	82	210	1685	52.7

# THE LAST TIME...

## The Last Time (Team)

Tech scored 100 points in a game:  
 Tech scored 100 points in an ACC game:  
 A Tech opponent scored 100 points:  
 Tech scored 60-69 points in a half:  
 Tech scored 70+ points in a half:  
 Tech won an overtime game:  
 Tech lost an overtime game:  
 Tech played a double overtime game:  
 Tech played a triple overtime game:  
 Tech shot 70 percent for a half:  
 Tech shot 80 percent for a half:  
 Tech shot 60 percent from the field in a game:  
 Tech shot 90 percent from the free throw line in a game (min. 10 att.):  
 Tech shot less than 40 percent from the field in a game:  
 Tech shot less than 30 percent from the field in a half:  
 Tech shot less than 50 percent from the free throw line in a game:  
 Opponent shot less than 50 percent from the free throw line in a game:  
 Tech did not make a 3-point field goal:  
 Tech held an opponent under 30 percent shooting:  
 An opponent shot 60 percent:  
 Tech attempted 50 free throws:  
 Tech made 40 free throws:  
 Tech defeated a top-10 opponent:  
 Tech defeated a top-25 opponent:  
 Tech defeated a top-25 opponent on the road:

102 vs. Southeastern Louisiana, November 18, 2015  
 101 at Virginia, March 2, 2008 (2 OT)  
 103 at Virginia, March 2, 2008 (2 OT)  
 60 vs. Morgan State, Nov. 16, 2014  
 70 vs. Presbyterian (2nd half), Dec. 2, 1985  
 vs. Clemson (92-84), Feb. 13, 2022  
 vs. Georgia (75-69), Nov. 29, 2020  
 at Florida State (65-63), Feb. 24, 2022  
 at Houston (95-89), Nov. 9, 2018  
 82.4 (14-17) at Houston, Nov. 9, 2018  
 82.4 (14-17) at Clemson, Jan. 30, 2022  
 63.5 (40-63) vs. Kennesaw State, Nov. 22, 2011  
 91.7 (11-12), at Miami, Jan. 16, 2022  
 33.9 (21-62) vs. Stephen F. Austin, March 21, 2021  
 38.7 (24-64) vs. Kansas, March 18, 2022  
 38.9 (7-18) vs. Wake Forest, March 3, 2022  
 27.3 (3-11) vs. UNC, Jan. 23, 2022  
 vs Virginia, Jan. 28, 2018  
 21.9 (14-64) vs. Wake Forest, March 3, 2022  
 62.3 (33-53) vs. Notre Dame, Jan. 7, 2018  
 51 (made 34) vs. Alabama State, Nov. 24, 2015  
 Never  
 No. 3/2 vs. UConn, 57-44, Dec. 9, 2021  
 No. 20 vs. UNC, 55-38, Dec. 23, 2022  
 No. 20/19 at Georgia, 55-54, Dec. 5, 2021

## The Last Time (Player)

A player scored 40+ points:  
 A player scored 35-39 points:  
 A player scored 30-34 points:  
 Two players scored 20+/same game:  
 Three players scored 20+/same game:  
 Four players scored 20+/same game:  
 A player had back-to-back 30+ point games:  
 A player had 20+ rebounds:  
 A player had 15-19 rebounds:  
 Two players had a double-double:  
 Two players had double-figure rebounds in the same game:  
 Three players had double-figure rebounds in the same game:  
 One player had a double-double (Pts and Ast):  
 One player had a double-double (Pts and Steals):  
 A player had a double-double in consecutive games:

A player had a triple-double (Pts, Reb, Asst.):  
 A player had 20 points and 20 rebounds in the same game:  
 A player had 10-14 assists in a game:  
 A player had 15+ assists in a game:  
 A player had 10+ assists in three consecutive games:

A player topped the team in scoring, rebounds, and assists for a game:  
 A player played every minute of a game:  
 A player had five blocked shots in a game:  
 A player had five blocked shots in back-to-back games:  
 A player had 10+ steals in a game:

Niesha Butler (40) vs. Florida State, Jan. 2, 1999  
 Elizabeth Balogun (35) at North Carolina, Jan. 31, 2019  
 Lotta-Maj Lahtinen (30) vs NC State, Dec. 31, 2020  
 Eylla Love (26) & Lorela Cubaj (22) vs. Clemson, Feb. 13, 2022  
 Alex Montgomery (26), Janie Mitchell (20) and Iasia Hemingway (20) vs. Maryland, Jan. 20, 2008  
 Never  
 Carla Munnion (34) vs. Manhattan, Jan. 23, 1995, and (35) vs. Chattanooga, Dec. 13, 1995  
 Lorela Cubaj (20) at Purdue, Dec. 1, 2021  
 Lorela Cubaj (16) at Wake Forest, Feb. 27, 2022  
 Elizabeth Dixon (22 pts, 17 rebs) and Lorela Cubaj (13 pts, 11 rebs) vs. Duke, Jan. 10, 2019  
 Strautmene (11 rebs) and Cubaj (10 rebs) vs. UNC, Jan. 23, 2022  
 Roddreka Rogers (12), Katarina Vuckovic (12) and Zaire O'Neil (11), NC State, Feb. 12, 2015  
 Aaliyah Whiteside (14 pts, 11 asts) vs. Prairie View A&M, Dec. 15, 2015  
 Dawnn Maye (23 pts, 10 steals) vs. Marquette, Nov. 18, 2012  
 Lorela Cubaj - at NC State, Feb. 7, 2022 (12 pts, 10 rebs.)  
 vs. Virginia Tech, Feb. 10, 2022 (11 pts, 14 rebs.)  
 Millie Martinez (12 pts, 10 reb, 10 asst) vs. Morris Brown, Feb. 23, 2002  
 Kisha Ford (21 pts, 21 reb) vs. Mercer, Nov. 25, 1996  
 Lotta-Maj Lahtinen (12) vs. Clemson, Feb. 13, 2022  
 Nina Bärlin (17) vs. Virginia, Jan. 10, 2002  
 Nina Bärlin (11) vs. E. Washington, Nov. 24, 2001, (14) vs. Arkansas St., Dec. 1, 2001, (11) vs. Southern, Dec. 2, 2001, (13) vs. Florida State, Dec. 5, 2001  
 Lorela Cubaj, 18 pts, 16 reb, 7 ast at WFU, Feb. 27, 2022  
 Lotta-Maj Lahtinen at Wake Forest, Feb. 27, 2022  
 Lorela Cubaj (5) at Clemson, Jan. 7, 2021  
 Zaire O'Neil (5) vs. Syracuse, Feb. 8, 2015 (6) vs. NC State, Feb. 12, 2015  
 Dawnn Maye (10) vs. Marquette, Nov. 18, 2012



# 1,000 POINT SCORERS



**Tyaunna Marshall**  
131 Games • 16.3 ppg  
2010-2014 • 2,129 points (1st)



**Kisha Ford**  
109 Games • 17.9 ppg  
1994-97 • 1,955 points (2nd)




**Karen Lounsbury**  
119 Games • 14.6 ppg  
1989-92 • 1,743 points (3rd)



**Dolores Bootz**  
91 Games • 18.9 ppg  
1985-88 • 1,723 points (4th)



**Carla Munnion**  
112 Games • 14.9 ppg  
1995-98 • 1,671 points (5th)



**Francesca Pan**  
128 Games • 12.8 ppg  
2017-20 • 1,638 points (6th)




**Chioma Nnamaka**  
120 Games • 13.3 ppg  
2005-08 • 1,593 points (7th)




**Alex Montgomery**  
124 Games • 12.6 ppg  
2008-11 • 1,565 points (8th)



**Joyce Pierce**  
83 Games • 18.8 ppg  
1991-93 • 1,557 points (9th)



**Aaliyah Whiteside**  
127 Games • 12.4 ppg  
2012-16 • 1,580 points (10th)



**Janie Mitchell**  
117 Games • 12.2 ppg  
2005-08 • 1,422 points (T-11th)



**Kate Brandt**  
107 Games • 13.3 ppg  
1981-84 • 1,422 points (T-11th)



**Sasha Goodlett**  
134 Games • 10.2 ppg  
2009-12 • 1,364 points (13th)



**Fallon Stokes**  
117 Games • 11.6 ppg  
2001-04 • 1,363 points (14th)



**Zaire O'Neil**  
126 Games • 10.6 ppg  
2014-18 • 1,331 points (15th)



**Stephanie Higgs**  
114 Games • 11.5 ppg  
2004-07 • 1,315 points (16th)



**LeeAnn Woodhull**  
96 Games • 13.6 ppg  
1980-83 • 1,302 points (17th)




**Lorela Cubaj**  
153 Games • 8.5 ppg  
2017-22 • 1,293 points (18th)




**Devony Caldwell**  
118 Games • 10.7 ppg  
1990-93 • 1,265 points (19th)



**Sonja Mallory**  
114 Games • 11.0 ppg  
2000-03 • 1,254 points (20th)



**Kaela Davis**  
66 Games • 18.9 ppg  
2014-15 • 1,246 points (21st)



**Ida Neal**  
109 Games • 11.3 ppg  
1986-89 • 1,235 points (22nd)



**Marielle Walker**  
100 Games • 12.3 ppg  
1985-88 • 1,230 points (23rd)



**Milli Martinez**  
116 Games • 10.0 ppg  
1999-02 • 1,158 points (24th)

# 1,000 POINT SCORERS



**Lotta-Maj Lahtinen**  
118 Games • 9.7 ppg  
2018-22 • 1,150 points (25th)



**Aimee Weiss**  
114 Games • 9.6 ppg  
1990-93 • 1,089 points (T-26th)



**Tory Ehle**  
109 Games • 10.0 ppg  
1984-87 • 1,089 points (T-26th)




**Bonnie Tate**  
75 Games • 14.5 ppg  
1977-79 • 1,088 points (27th)



**Kierra Fletcher**  
113 Games • 9.6 ppg  
2017-21 • 1,087 points (28th)



**Kenya Williams**  
104 Games • 10.3 ppg  
1996-99 • 1,076 points (29th)



**Niesha Butler**  
65 Games • 16.3 ppg  
1999-02 • 1,059 points (30th)



**Cindy Cochran**  
106 Games • 9.8 ppg  
1982-85 • 1,042 points (31st)



**Sydney Wallace**  
106 Games • 9.4 ppg  
2011-14 • 1,001 points (T-32nd)



**Brigitte Ardossi**  
130 Games • 7.7 ppg  
2007-10 • 1,001 points (T-32nd)

## NCAA TOURNAMENT RECORDS

## INDIVIDUAL RECORDS

## POINTS

32	Sydney Wallace vs. Baylor, 3/24/12 (Sweet 16 at Des Moines, IA)
28	Sydney Wallace vs. Sacred Heart, 3/18/12 (First Round at Chapel Hill, NC)
27	Stephanie Higgs vs. Purdue, 3/19/07 (Second Round at Minneapolis, Minn.)
26	Brigitte Ardossi vs. UALR, 3/21/10 (First Round at Norman, OK)

## REBOUNDS

15	Joyce Pierce vs. Northwestern, 3/17/93 (First Round at Evanston, IL)
13	Alex Montgomery vs. UALR, 3/21/10 (First Round at Norman, OK)
13	Sasha Goodlett vs. Iowa, 3/22/09 (Second Round at Iowa City, IA)
12	Lorela Cubaj vs. West Virginia, 3/23/21 (Second Round at San Antonio, Texas)
11	six times (MR: Lorela Cubaj vs. Kansas, 3/18/22; First Round at Stanford, Calif.)

## ASSISTS

6	Metra Walthour vs. Georgetown, 3/20/12 (Second Round at Chapel Hill, N.C.)
5	Lotta-Maj Lahtinen vs. South Carolina, 3/28/21 (Sweet 16 at San Antonio, Texas)
5	Dawnn Maye vs. Georgetown, 3/20/12 (Second Round at Chapel Hill, N.C.)
4	nine times (MR: Lotta-Maj Lahtinen vs. Kansas, 3/18/22; First Round in Stanford, Calif.)

## BLOCKS

4	Lorela Cubaj vs. Stephen F. Austin, 3/21/21 (First Round at San Antonio, Texas)
3	Nerea Hermosa vs. Kansas, 3/18/22 (First Round at Stanford, Calif.)
3	Jacqua Williams vs. DePaul, 3/17/07 (First Round at Minneapolis, Minn.)
2	eight times (MR: Kierra Fletcher vs. West Virginia, 3/23/21; Round of 32 in San Antonio, Texas)

## STEALS

6	Jill Ingram vs. Iowa State, 3/22/08 (First Round at Des Moines, IA)
6	Jacqua Williams vs. DePaul, 3/17/07 (First Round at Minneapolis, Minn.)
5	three times (MR: Dawnn Maye vs. LSU 3/23/14; First Round at Baton Rouge, La.)

## FIELD GOALS MADE

12	Sydney Wallace vs. Baylor, 3/24/12 (Sweet 16 at Des Moines, IA)
11	Sydney Wallace vs. Sacred Heart, 3/18/12 (First Round at Chapel Hill, NC)
10	Lorela Cubaj vs. West Virginia, 3/23/21 (Second Round at San Antonio, Texas)
10	Brigitte Ardossi vs. UALR, 3/21/10 (First Round at Norman, OK)
9	three times (MR: Tyaunna Marshall and Sydney Wallace vs. LSU, 3/23/14; First Round at Baton Rouge, La.)

## FIELD GOALS ATTEMPTED

22	Sydney Wallace vs. LSU, 3/23/14 (First Round at Baton Rouge, La.)
22	Sydney Wallace vs. Baylor, 3/24/12 (Sweet 16 at Des Moines, IA)
22	Brigitte Ardossi vs. UALR, 3/21/10 (First Round at Norman, OK)
21	two times (MR: Stephanie Higgs vs. Purdue, 3/19/07 at (Second Round at Minneapolis, Minn.)

FIELD GOAL PERCENTAGE  
(MIN. 6 ATTEMPTS)

.846 (11-13)	Sydney Wallace vs. Sacred Heart, 3/18/12 (First Round at Chapel Hill, NC)
--------------	---

.750 (6-8)	Sasha Goodlett vs. Georgetown, 3/20/12 (Second Round at Chapel Hill, N.C.)
.728 (8-11)	Digna Strautmene vs. Kansas, 3/18/22 (First Round at Stanford, Calif.)
.667 (8-12)	Jill Ingram vs. Iowa State, 3/22/08 (First Round at Des Moines, IA)
.589 (10-17)	Lorela Cubaj vs. West Virginia, 3/23/21 (Second Round at San Antonio, Texas)
.571 (8-14)	Lotta-Maj Lahtinen vs. South Carolina, 3/28/21 (Sweet 16 at San Antonio, Texas)
.563 (9-16)	Kierra Fletcher vs. West Virginia, 3/23/21 (Second Round at San Antonio, Texas)
.545 (12-22)	Sydney Wallace vs. Baylor, 3/24/12 (Sweet 16 at Des Moines, IA)

## THREE-POINT FIELD GOALS MADE

8	Sydney Wallace vs. Baylor, 3/24/12 (Sweet 16 at Des Moines, IA)
6	Sydney Wallace vs. Sacred Heart, 3/18/12 (First Round at Chapel Hill, NC)
5	Sydney Wallace vs. Georgetown, 3/20/12 (Second Round at Chapel Hill, N.C.)
5	Jill Ingram vs. Iowa State, 3/22/08 (First Round, Des Moines, IA)

## THREE-POINT FIELD GOALS ATTEMPTED

14	Sydney Wallace vs. Georgetown, 3/20/12 (Second Round at Chapel Hill, N.C.)
13	Sydney Wallace vs. LSU, 3/23/14 (First Round at Baton Rouge, La.)
12	Sydney Wallace vs. Baylor, 3/24/12 (Sweet 16 at Des Moines, IA)
11	two times (MR: Alex Montgomery vs. Ohio State, 3/21/11; Second Round at Columbus, Ohio)

THREE-POINT FIELD GOAL PERCENTAGE  
(MIN. 3 ATTEMPTS)

.750 (6-8)	Sydney Wallace vs. Sacred Heart, 3/18/12 (First Round at Chapel Hill, NC)
.667 (8-12)	Sydney Wallace vs. Baylor, 3/24/12 (Sweet 16 at Des Moines, IA)
.556 (5-9)	Jill Ingram vs. Iowa State, 3/22/08 (First Round at Des Moines, IA)
.500 (2-4)	Digna Strautmene vs. Kansas, 3/18/22 (First Round at Stanford, Calif.)
.500 (2-4)	Lotta-Maj Lahtinen vs. South Carolina, 3/28/21 (Sweet 16 at San Antonio, Texas)
.500 (2-4)	Loyal McQueen vs. South Carolina, 3/28/21 (Sweet 16 at San Antonio, Texas)
.444 (4-9)	Lotta-Maj Lahtinen vs. West Virginia, 3/23/21 (Second Round at San Antonio, Texas)
.429 (3-7)	Chioma Nnamaka vs. Purdue, 3/19/07 (Second Round at Minneapolis, Minn.)

## FREE THROWS MADE

9	Fallon Stokes vs. Virginia Tech, 3/22/03 (First Round at West Lafayette, Ind.)
8	Sasha Goodlett vs. Oklahoma, 3/24/09 (Second Round at Iowa City, IA)
8	Stephanie Higgs vs. Purdue, 3/19/07 (Second Round at Minneapolis, Minn.)
6	two times (MR: Kaela Davis vs. LSU, 3/23/14 First Round at Baton Rouge, La.)

## FREE THROWS ATTEMPTED

10	Fallon Stokes vs. Virginia Tech, 3/22/03 (First Round at West Lafayette, Ind.)
10	Sasha Goodlett vs. Oklahoma, 3/24/09 (Second Round at Iowa City, IA)
9	Stephanie Higgs vs. Purdue, 3/19/07 (Second Round at Minneapolis, Minn.)
7	two times (MR: Sasha Goodlett vs. Georgetown, 3/20/12 (Second Round at Chapel Hill, N.C.)

## FREE THROW PERCENTAGE (MIN. 7 MADE)

.900 (9-10)	Fallon Stokes vs. Virginia Tech, 3/22/03 (First Round at West Lafayette, Ind.)
.889 (8-9)	Stephanie Higgs vs. Purdue, 3/19/07 (Second Round at Minneapolis, Minn.)

.800 (8-10)	Sasha Goodlett vs. Georgetown, 3/20/12 (Second Round at Chapel Hill, N.C.)
-------------	--

## TEAM RECORDS

## MOST POINTS (GAME)

78	vs. LSU, 3/23/14 (First Round at Baton Rouge, La.)
76	vs. Georgetown, 3/20/12 (Second Round at Chapel Hill, N.C.)
76	vs. Sacred Heart, 3/18/14 (First Round at Chapel Hill, N.C.)
76	vs. Iowa, 3/22/09 (First Round at Iowa City, IA)

## MOST POINTS (ONE HALF)

44 (1st)	vs. LSU, 3/23/14 (First Round at Baton Rouge, La.)
42 (2nd)	vs. Baylor, 3/24/12 (Sweet 16 at Des Moines, IA)
40 (2nd)	vs. Sacred Heart, 3/18/12 (First Round at Chapel Hill, NC)
40 (2nd)	vs. Iowa, 3/22/09 (Second Round at Iowa City, IA)

## FEWEST POINTS (GAME)

50	vs. Oklahoma, 3/24/09 (Second Round at Iowa City, IA)
53	vs. UALR, 3/21/10 (First Round at Norman, OK)
54	vs. Stephen F. Austin, 3/21/21 (First Round at San Antonio, Texas)
55	vs. Iowa State, 3/22/08 (First Round at Des Moines, IA)
55	vs. DePaul, 3/17/07 (First Round at Minneapolis, Minn.)

## FEWEST POINTS (ONE HALF)

17 (1st)	vs. Stephen F. Austin, 3/21/21 (First Round at San Antonio, Texas)
20 (2nd)	vs. DePaul, 3/17/07 (First Round at Minneapolis, Minn.)
21 (2nd)	vs. Oklahoma, 3/24/09 (Second Round at Iowa City, IA)
24 (1st)	vs. Iowa State, 3/22/08 (First Round at Des Moines, IA)
26 (1st)	two times (MR: vs. Baylor, 3/24/12 (Sweet 16 at Des Moines, IA)

## REBOUNDS

50	vs. Northwestern, 3/17/93 (First Round at Evanston, IL)
44	vs. Stephen F. Austin, 3/21/21 (First Round at San Antonio, Texas)
44	vs. Baylor, 3/24/12 (Sweet 16 at Des Moines, IA)
43	vs. Iowa, 3/22/09 (Second Round at Iowa City, IA)
39	two times (MR: vs. Georgetown, 3/20/12 (Second Round at Chapel Hill, N.C.)

## ASSISTS

20	vs. Georgetown, 3/20/12 (Second Round at Chapel Hill, N.C.)
14	vs. Baylor, 3/24/12 (Sweet 16 at Des Moines, IA)
14	vs. DePaul, 3/17/07 (First Round at Minneapolis, Minn.)
13	three times (MR: vs. Sacred Heart, 3/18/12 (First Round at Chapel Hill, NC)

## BLOCKS

6	vs. Kansas, 3/18/22 (First Round at Stanford, Calif.)
6	vs. Stephen F. Austin, 3/21/21 (First Round at San Antonio, Texas)
6	vs. DePaul, 3/17/07 (First Round at Minneapolis, Minn.)
5	vs. LSU, 3/23/14 (First Round at Baton Rouge, La.)
4	vs. West Virginia, 3/23/21 (Second Round at San Antonio, Texas)
4	vs. UALR, 3/21/10 (First Round at Norman, OK)
4	vs. Northwestern, 3/17/93 (First Round at Evanston, IL)

## STEALS

14	vs. LSU, 3/23/14 (First Round at Baton Rouge, La.)
14	vs. Ohio State, 3/21/11; Second Round at Columbus, Ohio)
14	vs. Purdue, 3/19/07 at (Second Round at Minneapolis, Minn.)
14	vs. DePaul, 3/17/07 (First Round at Minneapolis, Minn.)
13	vs. Bowling Green, 3/19/11 (First Round at Columbus, Ohio)

## FIELD GOALS MADE

30	vs. LSU, 3/23/14 (First Round at Baton Rouge, La.)
30	vs. Iowa, 3/22/09 (Second Round at Iowa City, IA)
29	vs. West Virginia, 3/23/21 (Second Round at San Antonio, Texas)



## NCAA TOURNAMENT RECORDS

28	vs. Georgetown, 3/20/12 (Second Round at Chapel Hill, N.C.)
28	vs. Ohio State, 3/21/11 (Second Round at Columbus, Ohio)

## FIELD GOALS ATTEMPTED

87	vs. Northwestern, 3/17/93 (First Round at Evanston, IL)
76	vs. LSU, 3/23/14 (First Round at Baton Rouge, La.)
72	vs. Ohio State, 3/21/11 (Second Round at Columbus, Ohio)
70	vs. Baylor, 3/24/12 (Sweet 16 at Des Moines, IA)

## FIELD GOAL PERCENTAGE (MIN. 20 MADE)

.529 (27-51)	vs. Sacred Heart, 3/18/12 (First Round at Chapel Hill, NC)
.518 (29-56)	vs. West Virginia, 3/23/21 (Second Round at San Antonio, Texas)
.500 (28-56)	vs. Georgetown, 3/20/12 (Second Round at Chapel Hill, N.C.)
.466 (27-58)	vs. Bowling Green, 3/19/11 (First Round at Columbus, Ohio)
.458 (27-59)	vs. South Carolina, 3/28/21 (Sweet 16 at San Antonio, Texas)
.448 (30-67)	vs. Iowa, 3/22/09 (Second Round at Iowa City IA)

## THREE-POINT FIELD GOALS MADE

10	vs. Baylor, 3/24/12 (Sweet 16 at Des Moines, IA)
8	vs. Georgetown, 3/20/12 (Second Round at Chapel Hill, N.C.)
8	vs. Sacred Heart, 3/18/12 (First Round at Chapel Hill, NC)
7	vs. Kansas, 3/18/22 (First Round at Stanford, Calif)
7	vs. Iowa State, 3/22/08 (First Round at Des Moines, IA)

## THREE-POINT FIELD GOALS ATTEMPTED

28	vs. Iowa State, 3/22/08 (First Round at Des Moines, IA)
23	vs. Georgetown, 3/20/12 (Second Round at Chapel Hill, N.C.)
22	vs. LSU, 3/23/14 (First Round at Baton Rouge, La.)
22	vs. Purdue, 3/19/07 at (Second Round at Minneapolis, Minn.)

## THREE-POINT FIELD GOAL PERCENTAGE (MIN. 5 MADE)

.667 (8-12)	vs. Sacred Heart, 3/18/12 (First Round at Chapel Hill, NC)
.526 (10-19)	vs. Baylor, 3/24/12 (Sweet 16 at Des Moines, IA)
.500 (6-12)	vs. South Carolina, 3/28/21 (Sweet 16 at San Antonio, Texas)
.429 (6-14)	vs. West Virginia, 3/23/21 (Second Round at San Antonio, Texas)
.353 (6-17)	vs. Purdue, 3/19/07 at (Second Round at Minneapolis, Minn.)
.348 (8-23)	vs. Georgetown, 3/20/12 (Second Round at Chapel Hill, N.C.)

## FREE THROWS MADE

15	vs. Oklahoma, 3/24/09 (Second Round at Iowa City, IA)
15	vs. Purdue, 3/19/07 at (Second Round at Minneapolis, Minn.)
14	three times (MR: vs. LSU, 3/23/14 (First Round at Baton Rouge, La.)

## FREE THROWS ATTEMPTED

21	vs. Iowa, 3/22/09 (Second Round at Iowa City, IA)
20	vs. Oklahoma, 3/24/09 (Second Round at Iowa City, IA)
19	three times (MR: vs. Georgetown, 3/20/12 (Second Round at Chapel Hill, N.C.)

## FREE THROW PERCENTAGE (MIN. 14 MADE)

.824 (14-17)	vs. LSU, 3/23/14 (First Round at Baton Rouge, La.)
.789 (15-19)	vs. Purdue, 3/19/07 at (Second Round at Minneapolis, Minn.)
.750 (15-20)	vs. Oklahoma, 3/24/09 (Second Round at Iowa City, IA)
.737 (14-19)	vs. Sacred Heart, 3/18/12 (First Round at Chapel Hill, NC)

## OPPONENT RECORDS

## MOST POINTS (INDIVIDUAL)

35	Britney Griner (Baylor), 3/24/12
----	----------------------------------

(Sweet 16 at Des Moines, IA)

## MOST POINTS (TEAM GAME)

98	LSU, 3/23/14 (First Round at Baton Rouge, La.)
----	---

## MOST POINTS (TEAM, ONE HALF)

51	LSU, 3/23/14 (First Round at Baton Rouge, La.)
----	---

## FEWEST POINTS (TEAM, GAME)

50	Sacred Heart, DePaul, 3/18/12 (First Round at Chapel Hill, N.C.)
----	---

## FEWEST POINTS (TEAM, ONE HALF)

14	vs. Stephen F. Austin, 3/21/21 (First Round at San Antonio, Texas)
16	DePaul, 3/17/07 (First Round at Minneapolis, Minn.)

## MOST REBOUNDS (INDIVIDUAL)

17	Danielle Ballard (LSU), 3/23/14 (First Round at Baton Rouge, La.)
----	--

## MOST REBOUNDS (TEAM)

57	LSU, 3/23/14 (First Round at Baton Rouge, La.)
----	---

## MOST ASSISTS (INDIVIDUAL)

11	Nancy Kennelly (Northwestern), 3/17/93 (First Round at Evanston, IL.)
----	--

## MOST ASSISTS (TEAM)

22	Northwestern, 3/17/93 (First Round at Evanston, IL.)
----	---

## MOST BLOCKS (INDIVIDUAL)

6	three times, (MR: Shaneca McKinney, LSU), 3/23/14 (First Round at Baton Rouge, La.)
---	--

## MOST BLOCKS (TEAM)

10	Baylor, 3/24/12 (Sweet 16 at Des Moines, IA)
----	---

## MOST STEALS (INDIVIDUAL)

4	twice, (MR: Samantha Prahalis) (Ohio State), 3/21/11 (Second Round at Columbus, OH)
---	---

## MOST STEALS (TEAM)

11	UALR, 3/21/10 (First Round at Norman, Okla.)
----	---

## MOST FIELD GOALS MADE (INDIVIDUAL)

13	Britney Griner (Baylor), 3/24/12 (Sweet 16 at Des Moines, IA)
----	--

## MOST FIELD GOALS MADE (TEAM)

35	LSU, 3/23/14 (First Round at Baton Rouge, La.)
----	---

## FEWEST FIELD GOALS MADE (TEAM)

18	vs. Stephen F. Austin, 3/21/21 (First Round at San Antonio, Texas)
20	five times, (MR: Sacred Heart), 3/18/12 (First Round at Chapel Hill, N.C.)

## MOST FIELD GOALS ATTEMPTED (INDIVIDUAL)

19	Sugar Rodgers (Georgetown), 3/20/12 (Second Round at Chapel Hill, N.C.)
----	--

## MOST FIELD GOALS ATTEMPTED (TEAM)

70	LSU, 3/23/14 (First Round at Baton Rouge, La.)
----	---

## FEWEST FIELD GOALS ATTEMPTED (TEAM)

42	twice, (MR: Ohio State), 3/21/11 (Second Round at Columbus, OH)
----	--

## HIGHEST FIELD GOAL PERCENTAGE (INDIVIDUAL - MIN. 6 MADE)

.900 (9-10)	twice, (MR: Destiny Williams) (Baylor), 3/24/12 (Sweet 16 at Des Moines, IA)
-------------	---

## HIGHEST FIELD GOAL PERCENTAGE (TEAM - MIN. 20 MADE)

.600 (30-50)	Northwestern, 3/17/93 (First Round at Evanston, IL.)
--------------	---

## LOWEST FIELD GOAL PERCENTAGE (TEAM)

.286 (18-63)	vs. Stephen F. Austin, 3/21/21 (First Round at San Antonio, Texas)
.338 (23-68)	Georgetown, 3/20/12 (Second Round at Chapel Hill, N.C.)

## MOST THREE-POINT FIELD GOALS MADE (INDIVIDUAL)

5	Zia Cooke (South Carolina), 3/28/21 (Sweet 16 at San Antonio, Texas)
5	Kelsey Bolte (Iowa State), 3/22/08 (First Round at Des Moines, IA)

## MOST THREE-POINT FIELD GOALS MADE (TEAM)

9	Iowa State, 3/22/08 (First Round at Des Moines, IA)
---	--

## FEWEST THREE-POINT FIELD GOALS MADE (TEAM)

1	Baylor, 3/24/14 (Sweet 16 at Des Moines, IA)
---	---

## MOST THREE-POINT FIELD GOALS ATTEMPTED (INDIVIDUAL)

8	twice, (MR: Sugar Rodgers) (Georgetown), 3/20/12 (Second Round at Chapel Hill, N.C.)
---	---

## MOST THREE-POINT FIELD GOALS ATTEMPTED (TEAM)

24	Iowa State, 3/22/08 (First Round at Des Moines, IA)
----	--

## FEWEST THREE-POINT FIELD GOALS ATTEMPTED (TEAM)

6	twice, (MR: Baylor), 3/24/12 (Sweet 16 at Des Moines, IA)
---	--

## HIGHEST THREE-POINT FIELD GOAL PERCENTAGE (INDIVIDUAL - MIN. 3 MADE)

1.000 (3-3)	DaShawn Harden (LSU), 3/23/14 (First Round at Baton Rouge, La.)
-------------	--

## HIGHEST THREE-POINT FIELD GOAL PERCENTAGE (TEAM - MIN. 5 MADE)

.571 (8-14)	South Carolina, 3/28/21 (Sweet 16 at San Antonio, Texas)
.545 (6-11)	Purdue, 3/19/07 (Second Round at Minneapolis, Minn)

## LOWEST THREE-POINT FIELD GOAL PERCENTAGE (TEAM)

.167 (1-6)	Baylor 3/24/12 (Sweet 16 at Des Moines, IA)
------------	--



# NCAA TOURNAMENT RECORDS

## **MOST FREE THROWS MADE (INDIVIDUAL)**

12 Maureen Holohan, 3/17/93  
(First Round at Evanston, IL.)

## **MOST FREE THROWS MADE (TEAM)**

27 Northwestern, 3/17/93  
(First Round at Evanston, IL.)

## **FEWEST FREE THROWS MADE (TEAM)**

5 Sacred Heart, 3/18/12  
(First Round at Chapel Hill, N.C.)

## **MOST FREE THROWS ATTEMPTED (INDIVIDUAL)**

18 Maureen Holohan, 3/17/93  
(First Round at Evanston, IL.)

## **MOST FREE THROWS ATTEMPTED (TEAM)**

39 Northwestern, 3/17/93  
(First Round at Evanston, IL.)

## **FEWEST FREE THROWS ATTEMPTED (TEAM)**

6 South Carolina, 3/28/21  
(Sweet 16 at San Antonio, Texas)  
6 Virginia Tech, 3/22/03  
(First Round at West Lafayette, IN)

## **HIGHEST FREE THROW PERCENTAGE (INDIVIDUAL - MIN. 6 MADE)**

1.000 (9-9) three times, (MR: Lauren Prochaska)  
(Bowling Green), 3/19/11  
(First Round at Columbus, OH)

## **HIGHEST FREE THROW PERCENTAGE (TEAM - MIN. 15 MADE)**

.889 (16-18) Bowling Green, 3/19/11  
(First Round at Columbus, OH)

## **LOWEST FREE THROW PERCENTAGE (TEAM)**

.455 (5-11) Sacred Heart, 3/18/12  
(First Round at Chapel Hill, N.C.)

## NCAA TOURNAMENT BOX SCORES

**'93 Northwestern**  
Georgia Tech  
March 17, 1993 | Welsh-Ryan Arena (Evanston, Ill.)

**90 62 '03 Virginia Tech**  
Georgia Tech  
March 22, 2003 | Mackey Arena (West Lafayette, Ind.)

OFFICIAL NCAA BASKETBALL BOX SCORE \*\*\*FINAL\*\*\* - NCAA TOURNAMENT 1ST ROUND-  
Date 3/17/93 - Site: Welsh-Ryan Arena, Evanston, Ill.

VISITORS (Last Name, First)												HOME (Last Name, First)											
No.	Georgia Tech	1st	2nd	3rd	4th	FT	FTA	Rebounds	PF	TP		A	T	BK	S	MIN							
00	Reener, Daniela	3	7	0	0	2	4	2	4	5	5	0	0	0	11								
3	Wilson, Yvonne	2	8	0	0	0	0	0	0	3	4	2	3	0	1	25							
12	Borch, Kathy	0	1	0	0	1	2	1	1	1	1	0	0	1	0	6							
23	Langston, Lynn	DUP																					
30	Calwell, Devony	4	16	0	0	1	1	4	2	6	9	4	4	0	1	31							
31	Kaufman, Lara	3	13	0	0	0	1	6	5	4	8	3	1	0	1	25							
32	Finney, Christie	0	2	0	0	0	0	2	0	2	0	0	0	0	0	3							
33	Wefas, Alame	2	6	0	0	0	0	1	1	2	3	1	1	0	1	23							
34	Buginas, Anna Maria	0	1	0	0	0	0	0	1	1	0	0	0	0	1	2							
35	Pierce, Joyce	2	8	0	0	1	3	3	6	15	2	13	0	2	2	36							
42	Fischer, Azila	2	5	1	3	0	0	0	4	2	3	2	0	0	0	14							
44	Baldwin, Selena	5	7	0	0	0	0	0	0	0	6	1	3	0	0	22							
55	Wilkinson, Renee	0	0	0	0	0	0	0	1	1	0	0	0	0	0	2							
TEAM REBOUNDS (Included in Totals)												TOTALS											
TOTALS												TOTALS											
TOTAL FG % 1st Half: 13-39 33.3%												TOTAL FG % 1st Half: 13-39 33.3%											
3FG % 1st Half: 0-1 0.0%												3FG % 1st Half: 0-1 0.0%											
FT % 1st Half: 0-0 0.0%												FT % 1st Half: 0-0 0.0%											

HOME (Last Name, First)												VISITORS (Last Name, First)												
No.	Player	FG	FGA	FT	FTA	Reb	Off	Def	PF	TP	Min	No.	Player	FG	FGA	FT	FTA	Reb	Off	Def	PF	TP	Min	
3	Coat, Kellie	3	6	0	0	2	2	2	4	0	11	10	Reener, Daniela	3	7	0	0	2	4	2	1	5	5	
11	Kennelly, Moira	0	1	0	0	0	0	0	0	0	0	3	Wilson, Tonna	2	6	0	0	0	0	0	0	3	4	
20	Solar, Forine	0	0	0	0	0	0	0	0	0	0	12	Borch, Kathy	0	1	0	0	1	2	1	1	1	1	
21	Babcock, Patricia	0	7	0	0	2	4	1	4	5	2	23	Langston, Lynn	0	1	0	0	0	0	0	0	0	0	
24	Kennelly, Nancy	0	2	0	0	4	4	0	12	12	1	8	30	Calwell, Devony	4	16	0	0	1	1	4	2	6	9
31	Braden, Christina	0	1	0	0	0	0	1	1	1	0	0	31	Kaufman, Lara	3	13	0	0	0	1	6	5	4	8
33	Roblan, Maureen	3	8	0	0	12	13	0	5	3	13	1	32	Finney, Christie	0	2	0	0	2	0	2	0	0	0
35	Groh, Dema	7	8	0	0	0	0	1	1	2	14	1	33	Wefas, Alame	2	6	0	0	0	1	1	2	3	4
40	Irtal, Heather	4	5	0	0	3	4	0	6	3	11	3	34	Buginas, Anna Maria	0	1	0	0	0	0	1	1	0	0
42	Swift, Colleen	1	3	0	0	0	0	0	0	0	1	2	35	Pierce, Joyce	2	8	0	0	1	3	3	6	15	2
TEAM REBOUNDS (Included in Totals)												TOTALS												
TOTALS												TOTALS												
TOTAL FG % 1st Half: 16-24 66.7%												TOTAL FG % 1st Half: 16-24 66.7%												
3FG % 1st Half: 2-3 66.7%												3FG % 1st Half: 2-3 66.7%												
FT % 1st Half: 0-0 0.0%												FT % 1st Half: 0-0 0.0%												

OFFICIALS: Sue Kennedy, Bill Pickett

Technical Fouls:

SCORE BY PERIOD	1st	2nd	OT	OT	TOTAL
Georgia Tech	27	35			62
Northwestern	45	45			90

Official Basketball Box Score - Game Totals - Final Statistics  
Georgia Tech vs Virginia Tech  
03/22/03 11:14 AM EST at Mackey Arena - West Lafayette, IN

Georgia Tech 59 - 20-11

#	Player	Total			3-Ptr			Rebounds			PF	TP	A	TO	Bk	Sd	Min
		FG-FGA	FT-FTA	FT-FTA	Off	Def	Total										
04	Stewart, Alex	f	4-10	0-0	2-2	4	5	9	2	10	3	5	0	1	34		
24	Stokes, Fallon		8-17	0-0	9-10	1	4	5	3	25	1	2	0	3	35		
33	Mallory, Sonja	e	4-13	0-0	0-0	4	2	6	1	8	2	2	2	4	32		
15	Harping, Megan	g	2-5	0-1	0-0	2	1	3	0	4	2	0	0	0	29		
22	Jarm, Megan		2-9	0-3	0-0	1	0	1	3	4	1	0	0	2	33		
00	Winn, Mallorie	g	2-3	0-0	2-2	2	2	1	6	1	1	0	0	18			
20	Williams, Jessica		1-3	0-0	0-2	2	1	3	0	2	0	0	1	0	16		
35	Terry, Kasha		0-0	0-0	0-0	0	0	0	0	1	0	0	0	0	3		
Team																	
Totals			23-60	0-4	13-16	15	16	31	10	59	11	11	3	10	200		
FG % 1st Half: 11-33		33.3%	2nd half: 12-27	44.4%	Game: 23-60		38.3%	Detailed Rebounds									
3FG % 1st Half: 0-1		0.0%	2nd half: 0-3	0.0%	Game: 0-4		0.0%										
FT % 1st Half: 0-0		0.0%	2nd half: 0-3	0.0%	Game: 13-16		81.3%										

Virginia Tech 61 - 22-9

#	Player	Total			3-Ptr		Rebounds			PF	TP	A	TO	Bk	St	Min
		FG-FGA	FG-FGA	FT-FTA	Off	Def	Tot									
14	Kublinka, Ieva	f	7-12	2-3	2-2	0	6	6	3	18	5	2	1	0	39	
22	Starling, Chrystal	f	6-13	1-3	2-2	2	3	5	3	15	2	5	0	0	35	
54	Gibson, Erin	f	3-4	0-0	0-0	2	2	4	2	6	2	2	3	2	34	
20	Lipton, Emily	g	2-4	2-4	0-0	0	0	0	1	6	1	0	0	0	15	
24	Mason, Carrie	g	3-8	0-3	0-0	0	5	5	1	6	4	5	0	0	38	
33	Chriss, Dawn		1-3	0-0	2-2	0	0	0	1	4	0	0	0	0	7	
32	Gardin, Kerri		3-3	0-0	0-0	2	4	6	1	6	1	4	1	0	25	
42	Simmons, Davina		0-0	0-0	0-0	0	1	1	0	0	0	1	0	0	3	
45	Finerty, Megan		0-0	0-0	0-0	0	1	1	0	0	0	1	0	0	4	
Team						0	2	2								
Totals			25-47	5-13	6-6	6	24	30	12	61	15	20	5	2	200	
FG % 1st Half: 13-25 52.0%		2nd half: 12-22 54.5%		Game: 25-47 53.2%		Defends Rebound 0										
3FG % 1st Half: 3-10 30.0%		2nd half: 2-3 66.7%		Game: 5-13 38.5%												
FT % 1st Half: 0-0 0.0%		2nd half: 6-6 100.0%		Game: 6-6 100.0%												

Officials: Earl Smith, Don Sick, Robyn Essinger

Technical Fouls: Georgia Tech=None, Virginia Tech=None

Attendance: 2500

NCAA East Regional First Round Game

Score by Period	1st	2nd	Total
Georgia Tech	28	31	59
Virginia Tech	29	32	61

Last FG - GT 2nd QTR, VT 2nd QTR.

Score tied - 4 times.

**'07 Georgia Tech**  
DePaul  
March 17, 2007 | Williams Arena (Minneapolis, Minn.)

**55 54 '07 Purdue**  
Georgia Tech  
March 19, 2007 | Williams Arena (Minneapolis, Minn.)

Official Basketball Box Score - Game Totals - Final Statistics  
DePaul vs Georgia Tech  
03/17/07 7:00 PM at Minneapolis, Minn. (Williams Arena)

DePaul 54 - 19-13

Player		Total	3-Ptr	Rebounds	PF	TP	A TO	Bk
--------	--	-------	-------	----------	----	----	------	----

## NCAA TOURNAMENT BOX SCORES

'08	Iowa State	58	'09	Georgia Tech	76
	Georgia Tech	55		Iowa	62
	March 22, 2008   Wells Fargo Arena (Des Moines, IA)			March 22, 2009   Carver-Hawkeye Arena (Iowa City, IA)	

Official Basketball Box Score - Game Totals - Final Statistics  
Georgia Tech vs Iowa State  
03-22-08 11 a.m. at Wells Fargo Arena - Des Moines, Iowa

Georgia Tech 55 - 23-10, 7-7 ACC

#	Player	Total		3-Ptr		Rebounds			PF	TP	A	TO	Bk	Sl	Min
		FG-FGA	FG-FGA	FT-FTA	FT-FTA	Off	Def	Total							
1	Williams, Jacqua	7-17	2-9	2-4	3 5	8	3	18	3	0	1	3	35		
21	Mitchell, Janie	4-11	0-0	0-0	3 4	7	0	8	3	1	0	0	40		
45	Nnamaka, Chioma	1-5	0-2	0-0	1 1	2	2	2	0	1	0	1	29		
45	Mitchell, Daphne	0-1	0-0	0-0	0 0	0	0	0	0	0	0	0	9		
5	Ingram, Jill	8-12	5-9	0-0	1 2	3	2	21	2	4	0	6	35		
22	Montgomery, Alex	0-9	0-8	0-0	1 2	3	2	0	1	2	0	2	22		
35	Blackmon, Tiffany	0-0	0-0	0-0	0 0	0	1	0	0	0	0	0	1		
34	Herningway, Iasia	0-4	0-0	2-2	1 0	1	3	2	0	0	0	0	10		
35	Ardoss, Brigitte	2-4	0-0	0-0	3 3	6	3	4	0	0	0	0	19		
Team					0 2										
Totals		22-63	7-28	4-6	13 19	32	16	55	9	8	1	12	200		
FG % 1st Half: 10-37		27.0%	2nd half: 12-26	46.2%	Game: 22-63	34.0%	Double								
3FG % 1st Half: 1-5		6.7%	2nd half: 0-13	46.2%	Game: 7-28	25.0%	Rebounds								
FT % 1st Half: 3-4		75.0%	2nd half: 1-2	50.0%	Game: 4-6	66.7%	1								

Iowa State 58 - 21-12, 7-9 Big12

#	Player	Total		3-Ptr		Rebounds			PF	TP	A	TO	Bk	Sl	Min
		FG-FGA	FG-FGA	FT-FTA	FT-FTA	Off	Def	Total							
11	Bolle, Kelsey	7-13	5-8	0-0	2 5	7	1	19	2	2	0	1	39		
15	Ezell, Heather	1-7	1-5	2-2	0 4	4	1	5	5	3	0	1	37		
4	Niedert, Amanda	4-6	2-4	1-1	4 8	12	3	11	2	2	1	0	37		
4	Lacey, Alison	2-9	1-6	4-4	0 3	3	2	9	4	5	0	0	34		
44	Anderson, Jocelyn	6-9	0-0	0-1	1 5	6	1	12	2	3	5	0	35		
10	Stuckey, Denae	1-2	0-0	0-0	0 2	2	1	2	0	2	0	0	14		
13	Flozrak, Anna	0-1	0-0	0-0	0 0	0	0	0	0	0	0	0	2		
22	Lightbourne, Genesis	0-0	0-0	0-0	0 1	1	0	0	0	1	0	0	2		
Team					1 1	2									
Totals		21-47	9-24	7-8	8 29	37	9	58	15	18	6	2	200		
FG % 1st Half: 8-21		38.1%	2nd half: 13-26	50.0%	Game: 21-47	44.7%	Double								
3FG % 1st Half: 2-11		18.2%	2nd half: 6-13	46.2%	Game: 8-24	33.3%	Rebounds								
FT % 1st Half: 2-3		66.7%	2nd half: 5-5	100.0%	Game: 7-8	87.5%	0								

Officials: Don Kanner, Diana DePaul, Tommy Salmons, Lawson Newton SB  
Technical fouls: Georgia Tech-None, Iowa State-None.  
Attendance: 9358  
NCAA 1st Round (Greenhouse Region)  
Fouled out: none

Score by period	1st	2nd	Total
Georgia Tech	24	31	55
Iowa State	20	38	58

Points	In	Off	2nd	Fast	Break
Georgia Tech	22	16	15	4	2
Iowa State	34	18	13	4	2

Official Basketball Box Score - Game Totals - Final Statistics  
Georgia Tech vs Iowa  
03-22-09 8:45 p.m. at Carver-Hawkeye Arena - Iowa City, IA

Georgia Tech 76 - 23-9

#	Player	Total		3-Ptr		Rebounds			PF	TP	A	TO	Bk	Sl	Min
		FG-FGA	FG-FGA	FT-FTA	FT-FTA	Off	Def	Total							
34	Herningway, Iasia	6-12	0-1	4-7	2 6	8	4	16	3	3	0	2	34		
35	Ardoss, Brigitte	3-6	0-0	5-6	2 7	9	3	11	2	1	0	1	35		
45	Goodlett, Sasha	8-15	0-0	0-0	6 7	13	1	16	0	2	0	1	34		
01	Williams, Jacqua	8-17	2-5	5-6	1 1	2	3	23	3	1	0	2	38		
25	Foster, Deja	3-9	0-0	0-2	2 0	2	5	6	0	2	0	2	26		
02	Bennett, Mo	2-8	0-1	0-0	6 1	7	1	4	1	0	0	2	27		
05	Walshour, Metra	0-0	0-0	0-0	0 0	0	0	0	0	0	0	0	0		
14	Adams, LaQuanisha	0-0	0-0	0-0	0 0	0	2	0	0	0	0	0	2		
32	Regins, Chelsea	0-0	0-0	0-0	0 0	0	2	0	0	0	0	0	4		
Team					0 2	2									
Totals		30-67	2-7	14-21	19 24	43	21	76	9	9	0	10	200		
FG % 1st Half: 17-37		45.9%	2nd half: 13-30	43.3%	Game: 30-67	44.8%	Double								
3FG % 1st Half: 1-3		33.3%	2nd half: 1-4	25.0%	Game: 2-7	28.6%	Rebounds								
FT % 1st Half: 1-4		25.0%	2nd half: 13-17	76.5%	Game: 14-21	66.7%	2								

Iowa 62 - 21-11

#	Player	Total		3-Ptr		Rebounds			PF	TP	A	TO	Bk	Sl	Min
		FG-FGA	FG-FGA	FT-FTA	FT-FTA	Off	Def	Total							
21	Alexander, Kachine	3-9	0-0	11-14	3 7	10	4	17	3	4	0	3	34		
32	Ausdemore, Wendy	5-8	2-4	0-0	1 2	9	4	12	3	4	0	0	37		
44	Skorby, Megan	2-6	0-0	0-0	1 0	1	2	4	0	1	1	0	21		
02	Wahlin, Kamille	4-9	2-4	4-4	0 5	5	2	14	4	2	0	1	39		
11	Smith, Kristi	3-10	2-7	0-0	0 4	2	8	3	3	3	0	0	40		
31	Draxten, Hannah	0-0	0-0	0-0	1 0	1	0	0	0	1	0	0	5		
45	Hamlin, JoAnn	3-5	0-0	1-3	1 3	4	1	7	1	2	0	0	23		
30	Nyenhu, Lindsey	0-0	0-0	0-0	0 0	0	0	0	0	0	0	0	1		
Team					0 2	2									
Totals		20-47	6-15	16-21	7 23	30	15	62	14	17	1	4	200		
FG % 1st Half: 11-20		55.0%	2nd half: 9-19	47.4%	Game: 20-47	42.8%	Double								
3FG % 1st Half: 4-7		57.1%	2nd half: 2-6	25.0%	Game: 6-15	40.0%	Rebounds								
FT % 1st Half: 5-7		71.4%	2nd half: 11-14	78.6%	Game: 16-21	76.2%	1								

Officials: June Dourson, Jesse Dickerson, Greg Small  
Technical fouls: Georgia Tech-None, Iowa-None.  
Attendance: 5615  
NCAA First Round Game  
Fouled out: #23 GT 1:57 2nd

Score by period	1st	2nd	Total
Georgia Tech	36	40	76
Iowa	31	31	62

Last FG - GT 2nd-02:44, Iowa 2nd-01:05.

Points	In	Off	2nd	Fast	Break
Georgia Tech	46	21	18	8	4
Iowa	42	3	8	8	7

Score tied - 3 times.

'09	Oklahoma	69	'10	Arkansas Little Rock	63
	Georgia Tech	50		Georgia Tech	53
	March 24, 2009   Carver-Hawkeye Arena (Iowa City, IA)			March 21, 2010   Lloyd Noble Center (Norman, Okla.)	

Official Basketball Box Score - Game Totals - Final Statistics  
Georgia Tech vs #44 Oklahoma  
03/24/09 8:30 p.m. at Carver-Hawkeye Arena - Iowa City, IA

Georgia Tech 50 - 23-9

#	Player	Total		3-Ptr		Rebounds			PF	TP	A	TO	Bk	Sl	Min
		FG-FGA	FG-FGA	FT-FTA	FT-FTA	Off	Def	Total							
34	Herningway, Iasia	4-12	0-5	2-2	4 2	6	2	10	2	5	1	2	33		
35	Ardoss, Brigitte	5-13	0-0	1-2	3 3	6	3	11	1	1	0	0	33		
45	Goodlett, Sasha	0-6	0-0	8-10	4 3	7	2	8	0	4	1	0	32		
01	Williams, Jacqua	0-9	0-4	1-2	0 1	1	4	1	4	2	0	0	18		
25	Foster, Deja	6-15	0-0	3-4	1 2	3	3	15	2	1	0	1	34		
02	Bennett, Mo	2-6	1-4	0-0	1 1	2	0	3	1	0	0	0	15		
05	Walshour, Metra	0-0	0-0	0-0	0 0	0	0	0	0	0	0	0	1		
12	Turner, Tabitha	0-0	0-0	0-0	0 0	0	0	0	0	0	0	0	1		
32	Regins, Chelsea	0-2	0-0	0-0	1 5	6	1	0	1	0	0	0	10		
Team					4 1	5									
Totals		17-63	1-13	15-20	18 18	36	18	50	13	15	2	4	200		
FG % 1st Half: 12-34		35.3%	2nd half: 5-29	17.2%	Game: 17-63	27.1%	Double								
3FG % 1st Half: 1-8		12.5%	2nd half: 0-5	0.0%	Game: 1-13	7.7%	Rebounds								
FT % 1st Half: 4-8		50.0%	2nd half: 11-14	78.6%	Game: 15-20	75.0%	1								

#44 Oklahoma 69 - 29-4

## NCAA TOURNAMENT BOX SCORES

**'11 Georgia Tech**  
Bowling Green  
March 19, 2011 | St. Johns Arena (Columbus, Ohio)69  
58Official Basketball Box Score - Game Totals - Final Statistics  
Bowling Green vs Georgia Tech  
3/19/11 11:20 AM ET at St. John Arena, Columbus, Ohio

## Bowling Green 58 - 28-5

#	Player	Total		3-Ptr		Rebounds			PF	TP	A	TO	Blk	Stl	Min
		FG-FGA	FG-FGA	FT-FTA	Off	Def	Total								
04	HENNEGAN, Maggie	1-5	0-0	0-0	0	0	0	3	2	0	3	2	1	23	
24	UHL, Jen	2-2	0-0	0-0	1	2	3	2	4	0	3	0	0	26	
02	PROCHASKA, Lauren	5-16	0-1	9-9	2	3	5	4	19	1	3	0	0	38	
06	PONTIUS, Tracy	4-8	1-3	0-2	0	1	1	2	9	1	6	0	1	37	
21	STEFFEN, Chelsey	5-6	1-2	5-5	1	4	5	1	16	2	3	1	0	37	
11	HALFHILL, Jillian	0-0	0-0	0-0	0	0	0	0	0	0	0	0	0	0+	
14	SLAGLE, Jessica	1-1	0-0	0-0	0	1	1	1	2	0	1	0	0	8	
10	ALBERT, Chelsey	0-0	0-0	0-0	0	1	1	0	0	0	1	0	1	4	
20	PAPENFUS, Allison	0-1	0-0	2-2	1	2	3	1	2	0	3	0	1	8	
42	HAVEL, Danielle	2-4	0-0	0-0	2	1	3	1	4	0	1	0	1	14	
44	ZUERCHER, Kelly	0-0	0-0	0-0	0	0	0	0	1	0	0	0	0	5	
Team						2	3	5							
Totals		20-43		2-6		16-18		9		18		27		16	
FG % 1st Half: 11-22		50.0%		2nd half: 9-21		42.9%		Game: 20-43		46.5%				Rebounds	
3FG % 1st Half: 0-2		0.0%		2nd half: 2-4		50.0%		Game: 2-6		33.3%				Off	
FT % 1st Half: 10-10		100.0%		2nd half: 6-6		100.0%		Game: 16-18		88.9%				Def	

## Georgia Tech 69 - 24-10

#	Player	Total		3-Ptr		Rebounds			PF	TP	A	TO	Blk	Stl	Min
		FG-FGA	FG-FGA	FT-FTA	FT-FTA	Off	Def	Total							
32	Regino, Chelsea	1-5	2-4	0-0	1-1	2	2	4	4	5	1	1	1	0	26
45	Goodlett, Sasha	8-15	0-0	0-0	3-3	3	0	3	4	19	2	4	2	2	39
05	Walhour, Metra	3-9	0-5	3-4	0-2	2	1	9	3	2	0	2	2	0	38
22	Montgomery, Alex	5-13	2-4	2-4	3-8	11	2	14	2	2	0	3	0	0	36
23	Foster, Deja	1-2	0-0	0-0	1-1	2	4	2	2	1	4	0	1	0	20
01	Maye, Dawnn	0-0	0-0	0-0	0-0	0	0	0	0	0	0	0	0	0	0+
02	Bennett, Mo	2-2	0-0	2-3	1-1	2	1	6	0	1	0	0	0	0	5
03	Taylor, Sharena	0-0	0-0	0-0	0-0	0	0	0	0	0	0	0	0	0	0+
10	Hamilton-Carter, D	0-0	0-0	0-0	0-0	0	0	0	0	0	0	0	0	0	4
14	Adams, LaQuanisha	1-1	0-0	0-0	1-1	2	1	2	0	0	0	0	0	0	6
15	Marshall, Tyanna	5-12	0-0	2-3	4-4	0	1	12	2	2	0	5	3	0	34
44	Blain, Jasmine	0-0	0-0	0-0	0-0	0	0	0	0	0	0	0	0	0	0+
Team						1	1	2							
Totals		27-58		2-9		13-18		16		16		32		18	
FG % 1st Half: 15-31		48.4%		2nd half: 12-27		44.4%		Game: 27-58		48.0%				Rebounds	
3FG % 1st Half: 0-5		0.0%		2nd half: 2-4		50.0%		Game: 2-9		22.2%				Off	
FT % 1st Half: 3-4		75.0%		2nd half: 10-14		71.4%		Game: 13-18		72.2%				Def	

Officials: Mark Zentz, Michael McManis, Angela Eubank  
Technical fouls: Bowling Green-None, Georgia Tech-None.  
Attendance: 5885

Score by period	1st	2nd	Total
Bowling Green	32	26	58
Georgia Tech	33	36	69

Points	In	Off	2nd	Final	Block
BGSU	32	11	18	4	20
GT	44	22	18	4	20

**'11 Ohio State**  
Georgia Tech  
March 21, 2011 | St. Johns Arena (Columbus, Ohio)67  
60Official Basketball Box Score - Game Totals - Final Statistics  
Georgia Tech vs #18/24 Ohio State  
3/21/11 7:20 PM ET at St. John Arena, Columbus, Ohio

## Georgia Tech 60 - 24-11

#	Player	Total		3-Ptr	Rebounds			PF	TP	A	TO	Blk	Stl	Min	
		FG-FGA	FG-FGA	FT-FTA	Off	Def	Total								
32	Regino,Chelsa	f	4-8	0-0	0-0	7	1	8	2	8	1	2	0	34	
45	Goodlett,Sasha	c	6-12	0-0	0-0	3	3	6	3	12	1	4	0	1	40
05	Walhour,Metra		6-16	1-5	2-2	1	1	2	5	15	3	2	0	4	34
22	Montgomery,Alex		3-15	1-11	0-0	0	9	9	2	7	2	1	1	1	37
23	Foster,Deja	g	2-4	0-0	0-0	1	2	3	3	4	2	1	0	2	25
01	Maye,Dawnn		0-1	0-0	0-0	0	0	0	0	0	0	0	0	0	0+
02	Bennett,Mo		1-2	0-0	0-0	0	0	0	1	2	0	1	0	2	6
14	Adams,LaQuanisha		0-1	0-0	0-0	0	0	0	0	0	0	0	0	0	2
15	Marshall,Tyanna		6-13	0-1	0-0	2	0	2	4	12	1	1	0	2	22
Team						4	0	4				1			
Totals			28-72	2-17	2-2	18	16	34	20	60	10	13	1	14	200
FG % 1st Half:		14-32	43.8%	2nd half:	14-40	35.0%	Game: 28-72		38.9%	Overall					
3FG % 1st Half:		0-5	0.0%	2nd half:	2-12	16.7%	Game: 2-17		11.8%	Rebounds					
FT % 1st Half:		2-2	100.0%	2nd half:	0-0	0.0%	Game: 2-2		100.0%	Off					
										Def					

## #18/24 Ohio State 67 - 24-9

		Total		3-Ptr		Rebounds			PF	TP	A	TO	Blk	Stl	Min
#	Player	FG-FGA	FG-FGA	FT-FTA	Off	Def	Total								
42	Lavender, Jantel	f	10-14	0-0	1-2	1	10	11	2	21	1	3	1	1	40
33	Adams, Ashley	c	4-8	0-0	2-2	1	4	5	1	10	1	1	5	0	38
04	Hill, Tayler	g	3-6	0-2	5-7	1	0	1	0	11	5	5	0	0	38
21	Prahalis, Samantha	d	5-7	0-2	6-7	0	3	3	4	16	8	6	0	4	38
40	Johnson, Britany	g	3-6	3-6	0-0	0	3	3	0	9	0	4	0	1	38
03	Stokes, Amber		0-1	0-0	0-0	0	1	1	1	0	0	1	0	1	6
Team						2	5	7				1			
Totals			25-42	3-10	14-18	5	26	31	8	67	15	21	6	7	200
FG % 1st Half: 11-20			55.0%	2nd half: 14-22		63.6%	Game: 25-42		58.5%						Rebounds
3FG % 1st Half: 2-8			25.0%	2nd half: 1-4		25.0%	Game: 3-10		30.0%						Off
FT % 1st Half: 5-7			71.4%	2nd half: 8-11		72.7%	Game: 14-18		77.8%						Def

Officials: Jon Unsworth, G/M Cross, Mark Zentz  
Technical fouls: Georgia Tech-Regino, Chelsa, #18/24 Ohio State-Lavender, Jantel.  
Attendance: 3881

Score by period	1st	2nd	Total
Georgia Tech	30	30	60
#18/24 Ohio State	29	38	67

Last FG - GT 2nd-00:00, OSU 2nd-03:10  
Largest lead - GT by 4 2nd-10:41, OSU by 13 2nd-00:02  
GT led for 1:10, OSU led for 3:18, Game was tied for 03:26

Points	In	Off	2nd	Final	Block
GT	38	16	18	2	14
OSU	40	16	5	0	0

Score tied - 0 times.  
Lead changed - 4 times.**'12 Georgia Tech**  
Sacred Heart  
March 18, 2012 | Carmichael Arena (Chapel Hill, N.C.)76  
50Official Basketball Box Score - Game Totals - Final Statistics  
Sacred Heart vs Georgia Tech  
03/18/12 2:50 PM at Carmichael Arena, Chapel Hill

## Sacred Heart 50 - 27-6

#	Player	Total		3-Ptr		Rebounds	
---	--------	-------	--	-------	--	----------	--



## NCAA TOURNAMENT BOX SCORES

**'12** Baylor  
Georgia Tech  
March 24, 2012 | Wells Fargo Arena (Des Moines, IA)83  
68Official Basketball Box Score - Game Totals - Final Statistics  
Georgia Tech vs 1/1 Baylor  
03/24/12 1:40 PM at Des Moines, Iowa (Wells Fargo Arena)

Georgia Tech 68 - 26-9

#	Player	Total		3-Ptr		Rebounds			PF	TP	A TO Blk St			Min		
		FG-FGA	FG-FGA	FT-FTA	Off	Def	Total	A			TO	Blk	St			
41	Garrnar, Tjasa	1	0-2	0-1	0-0	2	3	5	3	0	0	1	0	0	17	
45	Goodlett, Sasha	c	4-18	0-0	0-1	3	4	7	4	8	2	3	1	3	33	
01	Maye, Dawnn	g	2-6	0-1	2-4	3	1	4	1	6	4	3	0	1	17	
05	Walthrow, Metra	g	4-8	2-5	0-0	1	0	1	2	10	2	5	1	2	25	
15	Marshall, Tyanna	g	3-12	0-0	4-4	3	7	10	2	10	2	3	1	1	33	
02	Bennett, Mo		0-0	0-0	0-0	0	1	1	2	0	0	1	0	1	11	
03	Taylor, Sharmia		0-0	0-0	0-0	0	0	0	0	0	0	0	0	0	2	
10	Hamilton-Carter, D.		0-0	0-0	0-0	0	0	0	3	0	0	0	0	0	6	
14	Adams, LaQuanamisha		1-1	0-0	0-0	1	0	1	2	2	0	0	0	0	6	
23	Wallace, Sydney		12-22	8-12	0-0	1	2	3	3	32	0	3	0	0	33	
32	Regino, Chelsa		0-1	0-0	0-0	4	0	4	2	0	1	0	0	0	17	
Team						7	1	8								
Totals			26-70	10-19	6-9	25	19	44	24	68	11	20	3	8	200	
FG % 1st Half: 9-30		30.0%	2nd half: 17-40	42.5%	Game: 26-70	37.1%										Overall
3FG % 1st Half: 4-4		100.0%	2nd half: 6-10	60.0%	Game: 10-19	52.6%										1.7
FT % 1st Half: 4-4		100.0%	2nd half: 2-5	40.0%	Game: 6-9	66.7%										

1/1 Baylor 83 - 37-0

#	Player	Total		3-Ptr		Rebounds			PF	TP	A TO Blk St			Min		
		FG-FGA	FG%	FT-FTA	FT%	Off	Def	Total			A	TO	Blk		St	
10	Williams, Desirley	r	9-10	0-0	0-0	4	1	5	1	18	1	1	1	1	26	
42	Griner, Brittney	r	13-18	0-0	9-11	3	7	10	2	35	2	1	6	2	32	
02	Sims, Odyssey	g	3-7	1-3	4-6	1	0	1	1	11	1	1	0	1	28	
01	Hayden, Kimetria	g	2-7	0-2	1-2	1	0	1	1	5	3	3	0	2	27	
03	Maddox, Jordan	g	0-4	0-0	0-0	0	0	0	2	0	3	1	1	2	25	
14	Robertson, Makenzie		0-2	0-1	2-2	0	1	1	0	2	1	2	0	0	7	
20	Condrey, Terran		0-0	0-0	0-0	0	3	3	0	0	2	0	0	1	22	
22	Agbuke, Sune		0-0	0-0	2-2	0	0	0	1	2	0	0	0	0	6	
24	Field, Ashley		0-1	0-0	1-2	0	0	0	0	1	0	0	0	0	6	
25	Palmer, Lindsay		0-0	0-0	0-0	0	1	1	2	0	0	0	0	0	6	
32	Pope, Brooklyn		3-7	0-0	3-5	2	6	8	2	9	1	2	2	0	15	
Team						2	1	3								
Totals			30-56	1-6	22-30	13	20	33	12	83	14	11	10	9	200	
FG % 1st Half: 10-30		33.3%	2nd half: 14-26	53.8%	Game: 30-56	53.6%	Rebounds									Overall
3FG % 1st Half: 0-3		0.0%	2nd half: 1-3	33.3%	Game: 1-6	16.7%	Off									
FT % 1st Half: 10-14		71.4%	2nd half: 12-16	75.0%	Game: 22-30	73.3%	Def									1.1

Officials: Lisa McElroy, Penny Davis, William L. Smith  
Technical fouls: Georgia Tech-None, 1/1 Baylor-None.  
Attendance: 7941

Score by period	1st	2nd	Total
Georgia Tech	26	42	68
1/1 Baylor	42	41	83

Last FG - GT 2nd 00:32, BU 2nd 00:30.  
Largest lead - GT by 4 1st 10:52, BU by 31 2nd 08:28.  
GT led for 01:25, BU led for 37:10. Game was tied for 00:25.Score tied - 0 times.  
Lead changed - 6 times.**'14** LSU  
Georgia Tech  
March 23, 2014 | Maravich Center (Baton Rouge, La.)98  
78Official Basketball Box Score - Game Totals - Final Statistics  
Georgia Tech vs LSU  
03/23/14 11:30 am at Baton Rouge, La. (Maravich Center)

Georgia Tech 78 - 30-12

#	Player	Total		3-Ptr		Rebounds			PF	TP	A TO Blk			Min	
		FG-FGA	FG-FGA	FT-FTA	Off	Def	Total	A			TO	Blk	Sel		
54	Rodreka Rogers	r	2-6	0-0	0-0	3	1	4	0	4	2	0	0	0	15
24	Shayla Bivins	c	0-0	0-0	0-0	1	0	1	2	0	0	0	1	0	6
03	Karla Davis	g	4-14	2-7	6-6	0	1	1	3	16	1	3	1	0	39
15	Tyanna Marshall	g	9-19	0-1	2-3	3	4	7	2	20	3	3	1	4	33
25	Sydney Wallace	g	9-22	2-13	0-0	0	2	2	1	20	1	1	0	1	36
01	Dawnn Maye		1-2	0-0	0-0	0	2	2	5	2	0	2	0	5	20
02	Audiyah Whiteside		2-6	0-1	1-2	1	2	3	3	5	1	1	0	2	22
10	Katarina Vuckovic		0-1	0-0	0-0	0	0	0	0	0	0	0	0	0	2
11	Narisha Taylor		3-5	0-0	5-6	0	5	5	4	11	1	2	2	0	22
12	Frida Fogdemark		0-0	0-0	0-0	1	0	1	0	0	0	0	0	0	1
40	Gabrielle Holston		0-1	0-0	0-0	1	0	1	3	0	1	2	0	2	4
Team						2	1	3							
Totals			30-76	4-22	14-17	12	18	30	23	78	10	15	5	14	200
FG % 1st Half: 17-33		51.5%	2nd half: 13-43	30.2%	Game: 30-76	39.5%	Rebounds		Unassisted						
3FG % 1st Half: 3-8		37.5%	2nd half: 1-14	7.1%	Game: 4-22	18.2%	Off		Rebounds						
FT % 1st Half: 7-7		100.0%	2nd half: 7-10	70.0%	Game: 14-17	82.4%	Def		1						

LSU 98 - 20-12

#	Player	Total		3-Ptr		Rebounds			PF	TP	A TO Blk			Min	
		FG-FGA	FG-FGA	FT-FTA	Off	Def	Total	A			TO	Blk	Stl		
32	BALLARD, Danielle	r	7-17	0-1	10-12	7	10	17	3	24	4	7	0	2	35
55	PLAISANCE, Theresa	r	8-17	0-1	5-6	3	8	11	3	21	0	1	0	1	34
21	McKINNEY, Shantea	c	5-5	0-0	4-6	4	2	6	1	14	0	2	6	1	32
05	KENNEY, Jeanne	g	5-13	1-5	0-0	0	7	7	2	11	6	4	0	0	31
11	MONCRIEF, Raigyne	g	3-5	0-0	0-0	1	2	3	2	6	1	1	0	0	8
04	PEDERSEN, Anne		0-0	0-0	0-0	1	0	1	1	0	0	0	0	0	9
10	RHODES, Jasmine		0-0	0-0	0-0	0	1	1	0	0	0	0	0	0	2
13	HILL, Rina		1-3	0-0	1-2	0	0	0	1	3	1	2	0	0	10
24	HARDEN, DaShawn		5-8	3-3	4-4	2	2	4	3	17	1	5	0	1	28
42	BOYKIN, Sheila		1-2	0-0	0-0	0	0	0	2	2	1	1	1	1	11
Team						3	4	7							
Totals			35-70	4-10	24-30	21	36	57	18	98	14	23	7	6	200
FG % 1st Half: 18-41		43.9%	2nd half: 17-29	58.6%	Game: 35-70	50.0%	Rebounds		Overall						
3FG % 1st Half: 3-8		37.5%	2nd half: 1-4	25.0%	Game: 4-10	40.0%	Off		Rebounds						
FT % 1st Half: 12-14		85.7%	2nd half: 12-16	75.0%	Game: 24-30	80.0%	Def		7						

Officials: R. Jack Jones; U1: Maj Farnsworth; U2: Puckett Spurlink  
Technical fouls: Georgia Tech-None, LSU-None.  
Attendance: 2014 NCAA Tournament First Round

Score by period	1st	2nd	Total
Georgia Tech	44	34	78
LSU	51	47	98

Last FG - GT 2nd 02:50, LSU 2nd 02:18.  
Largest lead - GT None, LSU by 20 2nd 07:40.  
GT led for 00:53, LSU led for 38:20. Game was tied for 00:13.Score tied - 0 times.  
Lead changed - 0 times.

# NCAA TOURNAMENT BOX SCORES

21

Georgia Tech

Stephen F. Austin

March 21, 2021 | St. Mary's (San Antonio, Texas)

54

52

21

Georgia Tech

West Virginia

March 23, 2021 | UTSA Convocation Center (San Antonio, Texas)

73

56

**Official Basketball Box Score - Final**  
**SFA at Georgia Tech**  
COTW 10:00 PM, San Antonio, Texas  
2021-22 Women's Basketball

Game Time: 10:00 PM  
Game Duration: 1:58

**Georgia Tech - 54**  
Record: 29-3

NO.	Name	Min	FG	3P	FT	Rebounds	Fouls	TP	AS	TO	ST	Blocks	BS	BA	+/-		
1	Alyana Johnson	21:59	1-8	0-1	0-0	0	2	5	0	2	3	1	0	1	2	-3	
2	Alyssa Mayfield	14:18	2-5	0-2	0-0	0	1	1	1	2	4	0	1	0	1	1	
13	Stephanie Visscher	4:50:00	5-18	2-6	2-2	2	10	12	2	5	14	0	3	1	2	-2	
14	Marianna Banfield	28:02	2-4	2-4	0-0	2	2	0	0	0	6	3	3	0	0	-4	
22	Zya Nugent	18:42	1-5	1-3	0-0	0	1	1	4	2	3	1	0	0	0	-6	
5	Tasharian Robinson	19:31	0-3	0-2	0-0	0	0	0	1	0	0	0	0	0	0	7	
11	Avery Brittingham	27:52	5-13	0-0	6-6	5	8	13	3	4	16	0	0	1	1	1	
10	Brianna Mitchell	26:35	0-2	0-1	1-2	0	2	2	4	1	1	1	2	0	0	-5	
33	Aaliyah Johnson	23:01	2-5	1-3	1-2	1	1	2	1	2	6	1	0	1	1	0	
Team			7	4	11	7	4	11	0	1	0	1	0	1	0	1	
Totals			18-63	6-22	10-12	15	31	46	21	16	52	13	12	3	5	6	-2

**Shooting By Period**  
1st FG% 6-14 42.9%  
2nd FG% 3-7 42.9%  
3rd FG% 2-2 100%  
4th FG% 7-15 46.7%  
FT% 2-5 40.0%  
3PT% 1-3 33.3%  
4th FG% 3-14 21.4%  
FT% 1-3 33.3%  
3PT% 2-2 100%  
OT FG% 1-8 12.5%  
FT% 0-2 0.0%  
3PT% 2-3 66.7%  
GM FG% 18-63 28.6%  
3PT% 6-22 27.3%  
FT% 10-12 83.3%

**Technical Fouls: NONE**  
**Dead Ball Fouls: 2, 8**

**Official Basketball Box Score - Final**  
**Georgia Tech at West Virginia**  
COTW 10:00 PM, San Antonio, Texas  
2021-22 Women's Basketball

Game Time: 4:00 PM  
Game Duration: 1:58

**Georgia Tech - 73**  
Record: 17-9

NO.	Name	Min	FG	3P	FT	Rebounds	Fouls	TP	AS	TO	ST	Blocks	BS	BA	+/-		
13	Lorela Cubaj	38:58	10-17	0-1	1-2	4	8	12	3	3	21	1	3	0	1	19	
20	Nerea Hermosa	21:17	0-3	0-0	2-2	0	3	3	1	2	1	2	0	0	0	15	
00	Loyal McQueen	22:50	1-2	1-1	2-2	0	1	1	0	2	5	1	2	0	0	4	
31	Lotta-Maj Lahtinen	38:58	9-16	4-8	0-0	2	2	4	0	2	22	2	4	3	1	19	
41	Kiera Fletcher	31:51	6-12	1-2	1-3	2	4	6	3	4	14	4	3	1	2	15	
4	Anaya Boyd	18:51	0-0	0-0	3-4	1	2	3	0	2	3	2	0	1	0	3	
24	Eylia Love	25:19	3-5	0-0	0-0	2	0	2	1	2	6	0	0	2	0	15	
15	Ayoyonce Carter	01:02	0-1	0-1	0-0	0	0	0	0	0	0	0	0	0	0	-2	
14	Anisa Clark	00:54	0-0	0-0	0-0	0	0	0	0	0	0	0	0	0	0	-3	
Team			29-56	6-14	9-13	13	23	36	10	16	73	11	14	7	4	4	17
Totals			29-56	6-14	9-13	13	23	36	10	16	73	11	14	7	4	4	17

**Shooting By Period**  
1st FG% 6-14 42.9%  
2nd FG% 3-7 42.9%  
3rd FG% 2-2 100%  
4th FG% 7-15 46.7%  
FT% 2-5 40.0%  
3PT% 1-3 33.3%  
4th FG% 3-14 21.4%  
FT% 1-3 33.3%  
3PT% 2-2 100%  
OT FG% 1-8 12.5%  
FT% 0-2 0.0%  
3PT% 2-3 66.7%  
GM FG% 18-63 28.6%  
3PT% 6-22 27.3%  
FT% 10-12 83.3%

**Technical Fouls: NONE**  
**Dead Ball Fouls: 2, 8**

**Georgia Tech - 54**  
Record: 16-8

NO.	Name	Min	FG	3P	FT	Rebounds	Fouls	TP	AS	TO	ST	Blocks	BS	BA	+/-		
13	Lorela Cubaj	40:58	6-18	0-2	2-2	7	8	10	4	4	14	4	1	4	1	4	
20	Nerea Hermosa	27:17	3-4	0-0	0-0	3	3	6	1	0	6	1	0	2	1	-2	
00	Loyal McQueen	37:10	2-6	1-4	0-0	1	2	3	1	0	5	1	2	0	0	-1	
31	Lotta-Maj Lahtinen	43:27	5-19	0-7	4-6	2	4	6	3	7	14	2	3	4	0	2	0
41	Kiera Fletcher	44:40	4-13	1-4	2-6	5	4	9	2	4	11	3	1	1	1	2	
24	Eylia Love	19:58	1-1	0-0	0-0	0	4	4	4	4	0	1	0	0	0	-1	
4	Anaya Boyd	11:30	1-1	0-0	2-3	0	2	2	1	2	1	4	0	1	0	8	
Team			1	3	4	0	1	3	0	1	0	1	0	1	0	8	
Totals			21-62	2-17	10-17	14	30	44	16	21	54	12	10	7	5	6	2

**Shooting By Period**  
1st FG% 4-16 25.0%  
2nd FG% 1-4 25.0%  
3rd FG% 1-2 50.0%  
4th FG% 3-13 23.1%  
FT% 4-6 66.7%  
3PT% 2-7 28.6%  
4th FG% 1-2 50.0%  
FT% 4-4 100%  
OT FG% 5-14 35.7%  
FT% 0-5 0.0%  
3PT% 2-7 28.6%  
GM FG% 21-62 33.9%  
FT% 10-17 58.8%  
3PT% 2-17 11.8%

**Technical Fouls: NONE**  
**Dead Ball Fouls: 2, 8**

**West Virginia - 55**  
Record: 20-7

NO.	Name	Min	FG	3P	FT	Rebounds	Fouls	TP	AS	TO	ST	Blocks	BS	BA	+/-		
12	Emery Martinez	30:30	5-10	0-0	3-4	2	7	9	5	2	13	0	3	1	1	9	
14	Kari Niblack	30:02	5-7	0-0	2-2	2	4	6	4	3	12	2	2	3	0	-6	
00	Jayla Hemingway	30:44	3-7	1-4	0-0	2	0	2	0	3	1	7	2	3	0	-13	
2	Kyara Gondzick	36:43	1-6	1-3	0-0	0	2	2	0	1	3	2	2	0	1	-17	
3	Kirsten Deans	38:51	3-11	1-6	4-4	0	1	1	4	2	11	5	4	2	0	-18	
30	Madison Smith	03:57	0-0	0-0	0-0	0	0	0	0	0	0	0	0	0	0	0	
22	Blessing Ejoror	18:34	2-4	0-0	1-2	0	2	2	0	1	5	0	0	0	0	-22	
5	Jasmine Carson	09:36	1-2	1-2	0-0	0	0	0	0	0	3	0	0	0	0	-4	
1	Tashia Jorke	01:09	1	0	0	0	0	0	0	0	2	0	0	0	0	0	
33	JeAnna Cunningham	00:54	0-0	0-0	0-0	0	0	0	0	0	0	0	0	0	0	0	
Team			0	0	0	0	0	0	0	0	0	0	0	0	0	0	
Totals			21-48	4-15	10-12	6	16	22	16	10	56	12	15	7	4	4	17

**Shooting By Period**  
1st FG% 7-14 50.0%  
2nd FG% 1-3 33.3%  
3rd FG% 2-2 100%  
4th FG% 5-14 35.7%  
FT% 3-6 50.0%  
3PT% 2-7 28.6%  
4th FG% 3-9 33.3%  
FT% 3-6 50.0%  
3PT% 0-3 0.0%  
4th FG% 6-11 54.5%  
FT% 3-4 75%  
3PT% 0-1 0.0%  
GM FG% 21-48 43.8%  
FT% 10-12 83.3%  
3PT% 4-15 26.7%

**Technical Fouls: NONE**  
**Dead Ball Fouls: 2, 8**

**Georgia Tech - 54**  
Record: 16-8

NO.	Name	Min	FG	3P	FT	Rebounds	Fouls	TP	AS	TO	ST	Blocks	BS	BA	+/-		
13	Lorela Cubaj	40:58	6-18	0-2	2-2	7	8	10	4	4	14	4	1	4	1	4	
20	Nerea Hermosa	27:17	3-4	0-0	0-0	3	3	6	1	0	6	1	0	2	1	-2	
00	Loyal McQueen	37:10	2-6	1-4	0-0	1	2	3	1	0	5	1	2	0	0	-1	
31	Lotta-Maj Lahtinen	43:27	5-19	0-7	4-6	2	4	6	3	7	14	2	3	4	0	2	0
41	Kiera Fletcher	44:40	4-13	1-4	2-6	5	4	9	2	4	11	3	1	1	1	2	
24	Eylia Love	19:58	1-1	0-0	0-0	0	4	4	4	4	0	1	0	0	0	-1	
4	Anaya Boyd	11:30	1-1	0-0	2-3	0	2	2	1	2	1	4	0	1	0	8	
Team			1	3	4	0	1	3	0	1	0	1	0	1	0	8	
Totals			21-62	2-17	10-17	14	30	44	16	21	54	12	10	7	5	6	2

**Shooting By Period**  
1st FG% 4-16 25.0%  
2nd FG% 1-4 25.0%  
3rd FG% 1-2 50.0%  
4th FG% 3-13 23.1%  
FT% 4-6 66.7%  
3PT% 2-7 28.6%  
4th FG% 1-2 50.0%  
FT% 4-4 100%  
OT FG% 5-14 35.7%  
FT% 0-5 0.0%  
3PT% 2-7 28.6%  
GM FG% 21-62 33.9%  
FT% 10-17 58.8%  
3PT% 2-17 11.8%

**Technical Fouls: NONE**  
**Dead Ball Fouls: 2, 8**

**West Virginia - 55**  
Record: 20-7

NO.	Name	Min	FG	3P	FT	Rebounds	Fouls	TP	AS	TO	ST	Blocks	BS	BA	+/-		
12	Emery Martinez	30:30	5-10	0-0	3-4	2	7	9	5	2	13	0	3	1	1	9	
14	Kari Niblack	30:02	5-7	0-0	2-2	2	4	6	4	3	12	2	2	3	0	-6	
00	Jayla Hemingway	30:44	3-7	1-4	0-0	2	0	2	0	3	1	7	2	3	0	-13	
2	Kyara Gondzick	36:43	1-6	1-3	0-0	0	2	2	0	1	3	2	2	0	1	-17	
3	Kirsten Deans	38:51	3-11	1-6	4-4	0	1	1	4	2	11	5	4	2	0	-18	
30	Madison Smith	03:57	0-0	0-0	0-0	0	0	0	0	0	0	0	0	0	0	0	
22	Blessing Ejoror	18:34	2-4	0-0	1-2	0	2	2	0	1	5	0	0	0	0	-22	
5	Jasmine Carson	09:36	1-2	1-2	0-0	0	0	0	0	0	3	0	0	0	0	-4	
1	Tashia Jorke	01:09	1	0	0	0	0	0	0	0	2	0	0	0	0	0	
33	JeAnna Cunningham	00:54	0-0	0-0	0-0	0	0	0	0	0	0	0	0	0	0	0	
Team			0	0	0	0	0	0	0	0	0	0	0	0	0	0	
Totals			21-48	4-15	10-12	6	16	22	16	10	56	12	15	7	4	4	17

**Shooting By Period**  
1st FG% 7-14 50.0%  
2nd FG% 1-3 33.3%  
3rd FG% 2-2 100%  
4th FG% 5-14 35.7%  
FT% 3-6 50.0%  
3PT% 2-7 28.6%  
4th FG% 3-9 33.3%  
FT% 3-6 50.0%  
3PT% 0-3 0.0%  
4th FG% 6-11 54.5%  
FT% 3-4 75%  
3PT% 0-1 0.0%  
GM FG% 21-48 43.8%  
FT% 10-12 83.3%  
3PT% 4-15 26.7%

**Technical Fouls: NONE**  
**Dead Ball Fouls: 2, 8**

**Georgia Tech - 54**  
Record: 16-8

NO.	Name	Min	FG	3P	FT	Rebounds	Fouls	TP	AS	TO	ST	Blocks	BS	BA	+/-		
13	Lorela Cubaj	40:58	6-18	0-2	2-2	7	8	10	4	4	14	4	1	4	1	4	
20	Nerea Hermosa	27:17	3-4	0-0	0-0	3	3	6	1	0	6	1	0	2	1	-2	
00	Loyal McQueen	37:10	2-6	1-4	0-0	1	2	3	1	0	5	1	2	0	0	-1	
31	Lotta-Maj Lahtinen	43:27	5-19	0-7	4-6	2	4	6	3	7	14	2	3	4	0	2	0
41	Kiera Fletcher	44:40	4-13	1-4	2-6	5	4	9	2	4	11	3	1	1	1	2	
24	Eylia Love	19:58	1-1	0-0	0-0	0	4	4	4	4	0	1	0	0	0	-1	
4	Anaya Boyd	11:30	1-1	0-0	2-3	0	2	2	1	2	1	4	0	1	0	8	
Team			1	3	4	0	1	3	0	1	0	1	0	1	0	8	
Totals			21-62	2-17	10-17	14	30	44	16	21	54	12	10	7	5	6	2

**Shooting By Period**  
1st FG% 4-16 25.0%  
2nd FG% 1-4 25.0%  
3rd FG% 1-2 50.0%  
4th FG% 3-13 23.1%  
FT% 4-6 66



[illegible]

Come for the dishes, the dimes and the dunks.  
Come for the backdoor cuts, crossovers and constant coverage  
of all things ACC Basketball, all season long.  
Come for more than the game. **Come for it all.**



**Join us @ACCNetwork**