

GEORGIA TECH

130TH SEASON • 4 NATIONAL CHAMPIONSHIPS • 15 CONFERENCE CHAMPIONSHIPS • 45 BOWL APPEARANCES • 25 BOWL VICTORIES

GEORGIA TECH (3-5, 2-3 ACC) AT VIRGINIA TECH (2-6, 1-4 ACC)

SATURDAY, NOVEMBER 5, 2022 • 12:30 P.M. ET • BLACKSBURG, VA. • LANE STADIUM

MATCHUP AT A GLANCE



GEORGIA TECH	vs.	VIRGINIA TECH
3-5 (2-3 ACC).....	Record	2-6 (1-4 ACC)
Atlanta, Ga.	Location	Blacksburg, Va.
1885.....	Founded	1872
43,859.....	Enrollment	34,000
Yellow Jackets, Ramblin' Wreck.....	Nickname	Hokies
Tech Gold and White.....	Colors	Chicago Maroon & Burnt Orange
Atlantic Coast (Coastal Division).....	Conference	Atlantic Coast (Coastal Division)
Bobby Dodd Stadium at Historic Grant Field (55,000).....	Stadium (Capacity)	Lane Stadium (65,632)
Brent Key (Interim).....	Head Coach	Brent Pry
2-2 (First season).....	Head Coach's Record at School	2-6 (1st season)
Same.....	Head Coach's Overall Record	Same
None.....	National Ranking	None
Spread Pro-Style.....	Basic Offense	Multiple
16.1 (14th/127th).....	Points Per Game (Conference/National Rank)	19.4 (11th/116th)
128.4 (11th/97th).....	Rushing Yards Per Game (Conference/National Rank)	100.1 (13th/117th)
177.1 (14th/117th).....	Passing Yards Per Game (Conference/National Rank)	218.1 (12th/92nd)
305.5 (14th/119th).....	Total Yards Per Game (Conference/National Rank)	318.2 (12th/116th)
4-2-5.....	Basic Defense	4-3
28.1 (12th/79th).....	Points Allowed Per Game (Conference/National Rank)	24.8 (9th/60th)
186.0 (14th/110th).....	Rushing Yards Allowed Per Game (Conference/National Rank)	124.6 (5th/38th)
237.8 (11th/78th).....	Passing Yards Allowed Per Game (Conference/National Rank)	231.9 (9th/69th)
423.8 (13th/107th).....	Total Yards Allowed Per Game (Conference/National Rank)	356.5 (8th/47th)
L, 41-16 at Florida State (Oct. 29, 2022).....	Last Game	L, 22-21 vs. No. 24 NC State (Oct. 27, 2022)

TOP STORYLINES

- Georgia Tech opens the final month of the regular season and closes a two-game road stint when it visits longtime Atlantic Coast Conference Coastal Division rival Virginia Tech on Saturday.
- The Yellow Jackets (3-5, 2-3 ACC) have lost consecutive ACC games for the first time this season, but remain in fourth place in the Coastal Division, only a half-game behind second-place Duke (2-2 ACC) and Miami (2-2).
- Virginia Tech (2-6, 1-4 ACC) is riding a four-game skid under first-year head coach Brent Pry. However, three of the Hokies' six defeats have come by one score or less, including last Thursday's heartbreaking 22-21 loss at No. 24 NC State. In that contest, VT led the Wolfpack, 21-3, late in the third quarter before NC State rallied for the one-point win.
- Georgia Tech is making its first trip to Virginia Tech since 2018, thanks to the team's regularly scheduled even-year matchup in Blacksburg in 2020 being nixed due to the Covid-19 pandemic.
- The Jackets have won three-straight at Virginia Tech's Lane Stadium (2014, 2016 and 2018). When Georgia Tech drubbed VT, 49-28, in Blacksburg in 2018, the Yellow Jackets became the first team to win three in a row at Lane Stadium since Clemson won five-straight at Virginia Tech from 1977-89 (the feat has since been matched by Clemson and Miami, who have both equaled GT's current three-game winning streak at VT).
- Georgia Tech remains home to perhaps the best linebacker duo in all of college football in r-Sr. **Ayinde Eley** and Sr. **Charlie Thomas**, who have combined for a whopping 152 tackles, 17.5 tackles for loss, 4.5 sacks, four forced fumbles, four fumble recoveries, seven passes defensed and seven quarterback hurries this season.

SERIES HISTORY

Series Record (Streak):..... Virginia Tech leads 11-7 (VT; W2)
at Georgia Tech:..... Virginia Tech leads 7-3
at Virginia Tech:..... Virginia Tech leads 4-3
Neutral Sites:.....N/A
Last Meeting:..... Virginia Tech 26, Georgia Tech 17 (Atlanta, Ga. - Oct. 30, 2021)

TALE OF THE TAPE

Average heights and weights of players listed on both teams' depth charts:

Georgia Tech		Virginia Tech
6-5, 311.....	Offensive Line	6-5, 311
6-4, 245.....	Tight Ends	6-5, 233
6-1, 208.....	Offensive Backs (QB and RB)	6-0, 202
6-1, 192.....	Receivers	6-1, 200
6-4, 267.....	Defensive Line	6-2, 266
6-2, 221.....	Linebackers	6-2, 228
6-2, 196.....	Defensive Backs	6-0, 191

TOP PERFORMERS AT A GLANCE

PASSING	COMP.	ATT.	INT.	YDS.	TD
Georgia Tech					
Jeff Sims	110	188	3	1,115	5
Virginia Tech					
Grant Wells	152	259	7	1,682	8
RUSHING	ATT.	YDS.	AVG.	TD	
Georgia Tech					
Hassan Hall	83	417	5.0	0	
Virginia Tech					
Keshawn King	44	259	5.9	2	
RECEIVING	NO.	YDS.	AVG.	TD	
Georgia Tech					
Nate McCollum	39	386	9.9	1	
Virginia Tech					
Kaleb Smith	31	569	18.4	3	
TACKLES	UT	AT	TT	TFL	SACK
Georgia Tech					
Ayinde Eley	40	42	82	9.5	3.5
Virginia Tech					
Dax Hollifield	24	35	59	4.5	1.0

2022 GEORGIA TECH SCHEDULE/RESULTS

• Overall: **3-5** | ACC: **2-3** | Place: **4th (Coastal Division)**
 • Home: **2-3** | Away: **1-2** | Neutral: **0-0** | Streak: **L2**

Date	Opponent	Time/Result	TV
Sept. 5	No. 4 CLEMSON (Mon.) ^{*A}	L, 41-10	ESPN
Sept. 10	WESTERN CAROLINA	W, 35-17	ACCNX
Sept. 17	No. 20/17 OLE MISS	L, 42-0	ABC
Sept. 24	at UCF	L, 27-10	ESPNU
Oct. 1	at No. 24 Pitt*	W, 26-21	ACC Network
Oct. 8	-/rv DUKE*	W, 23-20 ^(OT)	ACC RSN
Oct. 20	VIRGINIA* (Thurs.)	L, 16-9	ESPN
Oct. 29	at rv/- Florida State*	L, 41-16	ACC Network
Nov. 5	at Virginia Tech*	12:30 p.m.	ACC RSN
Nov. 12	MIAMI (FLA.)*	3:30 p.m.	ACC RSN
Nov. 20	at No. 17/15 North Carolina	TBA	TBA
Nov. 27	at No. 1 Georgia	TBA	TBA

All times Eastern; Home games in **BOLD CAPS**

* ACC game

^A Chick-fil-A Kickoff Game/Mayhem at Mercedes-Benz Stadium

Ranks for past games = AP/Coaches ranks at time of game

Ranks for current/future games = current AP/Coaches ranks

ON THE AIR

TV: ACC Regional Sports Network (RSN)

- Play-by-Play**..... Tom Werme
- Analyst**..... James Bates
- Sideline Reporter**..... Wiley Ballard
- In Georgia: Bally Sports South
- Mobile Apps: Bally Sports (in-market); ESPN (out-of-market)
- Online: BallySports.com (in-market); WatchESPN.com (out-of-market)

RADIO: Georgia Tech Sports Network

- Play-by-Play**..... Andy Demetra
- Analyst**..... Joe Hamilton
- Sideline Reporter**..... Brandon Joseph
- In Atlanta: 680 AM / 93.7 FM The Fan
- Across Georgia: Visit RamblinWreck.com for station affiliate list
- Satellite: SiriusXM 387 / SiriusXM app 977
- Mobile Apps: GT Yellow Jackets, 680 The Fan, TuneIn
- Online: RamblinWreck.com, 680TheFan.com

GEORGIA TECH'S LAST GAME

at Florida State	L, 41-16
Date	Oct. 29
Location	Tallahassee, Fla. (Doak Campbell Stadium)
Total Offense	264
Rushing	66
Passing	198
Turnovers	0
Total Defense	642
Rushing	246
Passing	396
Takeaways	2
Passing Leader	
Zach Pyron.....	18-28-0, 198 yds., 1 TD
Receiving Leaders	
EJ Jenkins.....	3 rec., 66 yds., 1 TD
Nate McCollum.....	5 rec., 41 yds.
Rushing Leaders	
Hassan Hall.....	10 carries, 45 yds.
Dontae Smith.....	7 carries, 16 yds.
Defensive Leaders	
Clayton Powell-Lee.....	14 TKL
Ayinde Eley.....	11 TKL, 1 QBH

GEORGIA TECH MEDIA AVAILABILITY

TUE	1	WED	2	THU	3	FRI	4	SAT	5	SUN	6	MON	7
	<p>Approx. 11:15 a.m. – Interim head coach Brent Key weekly press conference (Bobby Dodd Stadium north concourse — enter at Gate 6, take the elevator to M (mezzanine) level, proceed to seating bowl and turn left)</p>	<p>Approx. 11 a.m. – Selected student-athletes media availability (Bobby Dodd Stadium north concourse — enter at Gate 6, take the elevator to M (mezzanine) level, proceed to seating bowl and turn left)</p> <p>7-8 p.m. – Georgia Tech Football Coaches Radio Show (Georgia Tech Sports Network — 680 AM/93.7 FM The Fan in Atlanta)</p>						<p>12:30 p.m. – Georgia Tech at Virginia Tech (Blacksburg, Va. - Lane Stadium - TV: ACC RSN — Bally Sports South in Atlanta)</p> <p>Postgame press conference – Interim head coach Brent Key and selected student-athletes (location TBA)</p>					

GEORGIA TECH ATHLETICS COMMUNICATIONS & PUBLIC RELATIONS

- **Assistant A.D./Communications & P.R. (Primary Football Contact):** Mike Flynn
Office: (404) 894-5445 • **Mobile:** (828) 964-6406
Email: mflynn@athletics.gatech.edu
- **Assistant Director/Communications & P.R. (Secondary Football Contact):** Andrew Clausen
Office: (404) 894-5445 • **Mobile:** (678) 764-0867
Email: aclausen@athletics.gatech.edu
- **Associate Director/Communications & P.R. (Football Credentials):** Mike Stamus
Office: 404-894-5445 • **Mobile:** (404) 218-9723
Email: mstamus@athletics.gatech.edu

FOLLOW GEORGIA TECH ONLINE

OFFICIAL WEBSITE: www.RamblinWreck.com



@GTathletics
@GeorgiaTechFB
@GTFootball



@GTathletics
@GeorgiaTechFB



/GTathletics
/GTFootball



@GeorgiaTechFB



RamblinWreckTube

GEORGIA TECH FOOTBALL BY THE NUMBERS

1
LB **Ayinde Eley** is the only NCAA Division I FBS player since at least 2000 with as many as 82 tackles, 9.5 tackles for loss, 3.5 sacks, three forced fumbles and two fumble recoveries through his team's first eight games of the season.

1
LB **Charlie Thomas** is the only NCAA Division I FBS player this season and one of only three FBS players since 2000 with as many as 70 tackles, eight tackles for loss, a sack, two interceptions, two fumble recoveries and a forced fumble through his team's first eight games of the season.

3
Georgia Tech has won three-straight games at Virginia Tech (2014, 2016 and 2018). With a win on Saturday, Georgia Tech will join Clemson, which won five games in a row at VT from 1977-89, as the only visiting teams to ever win as many as four-straight games at Lane Stadium.

4
Of the 12 men that have served as Georgia Tech's head coach for more than one game since Bobby Dodd took the reins in 1945, interim head coach **Brent Key** is one of only four that won his first two games at the helm of the Jackets, joining Bud Carson (1967), Chan Gailey (2002) and Paul Johnson (2009).

3/6/7
Georgia Tech ranks third in NCAA Division I FBS in turnover margin (plus-12; 1.5/gm), sixth in fewest turnovers lost (6) and seventh in turnovers gained (18).

5
Key is the fifth Georgia Tech alumnus to ever serve as the Yellow Jackets' football head coach, joining William Alexander (1920-44), Bill Fulcher (1972-73), Pepper Rodgers (1974-79) and Bill Curry (1980-86).

6
Georgia Tech's six turnovers are its fewest through the first eight games of a season since at least 1986 (game-by-game turnovers were not consistently recorded in Tech's season statistics until in 1987).

14
Fr. DB **Clayton Powell-Lee's** 14 tackles last Saturday versus Florida State were the most in a game by a Georgia Tech defensive back since Isaiah Johnson had 14 stops at Pitt in 2014 and the most by a Yellow Jackets true freshman since at least 2000.

A GEORGIA TECH WIN WOULD ...

- up it to 4-5 on the season;
- even its record at 3-3 in ACC play;
- be its fourth-straight victory at Virginia Tech and make the Yellow Jackets only the second team to ever win as many as four in a row at VT's Lane Stadium;
- snap a two-game overall skid versus Virginia Tech;
- even its all-time record at VT at 4-4;
- up it to 8-11 all-time against the Hokies.

A GEORGIA TECH LOSS WOULD ...

- drop it to 3-6 overall and 2-4 in ACC play;
- give the Yellow Jackets their first three-game losing streak of the season;
- snap a three-game winning streak at Virginia Tech;
- be its third-straight overall loss to the Hokies;
- drop it to 7-12 all-time against VT.

GEORGIA TECH INTERIM HEAD COACH BRENT KEY

Brent Key, a Georgia Tech alumnus and football letterwinner, was named the Yellow Jackets' interim head coach on Sept. 26, 2022.

Prior to being named interim head coach, Key was in his fourth season as the Yellow Jackets' assistant head coach, run game coordinator and offensive line coach. In his first three seasons back at his alma mater, Georgia Tech's run game produced an all-American, a pair of all-Atlantic Coast Conference honorees and finished in the top half of the ACC in rushing offense twice. Key has also mentored a pair of all-ACC offensive linemen.

Despite battling a rash of injuries across the offensive front throughout the season, 2021 marked the second-straight season that Tech's rushing offense ranked in the top half of the ACC under Key's watch. The Yellow Jackets averaged 169 yards per game on the ground in '21, with running back Jahmyr Gibbs rushing for 746 yards en route to all-America honors and tackle Devin Cochran earning honorable-mention all-ACC recognition before going on to sign with the National Football League's Cincinnati Bengals.

In 2020, the Jackets ranked fourth in the ACC in fewest sacks allowed (2.3 per game) and fifth in the league in rushing (190.8 yards per game). With a true freshman (Jordan Williams) starting 9-of-10 games at right tackle, two more true freshmen (QB Jeff Sims and Gibbs) were the leading rushers in the Yellow Jackets' No. 4-ranked ACC rushing offense.

Despite a multitude of injuries, the Jackets' offensive line improved throughout the 2019 season, as it went through the monumental transition from an option-based scheme to a pro-style, spread attack. During a one late-season three-game stretch, Tech faced teams that ranked first (Pitt), fourth (Miami) and eighth (Virginia) nationally in sacks. Tech's offensive front allowed just five total sacks in those three games, including none against eventual ACC Coastal Division champion Virginia. In all, the Jackets didn't surrender a sack in two of its final four contests.

Key came back to his alma mater after three seasons as offensive line coach at Alabama (2016-18), where he helped lead the Crimson Tide to two Southeastern Conference championships, three College Football Playoff championship games and the 2017 national title.

As a four-year starting right guard at Georgia Tech from 1997-2000, he was a key cog in an offensive front that helped the Yellow Jackets lead the Atlantic Coast Conference in rushing three times. During Key's junior campaign in 1999, the Jackets ranked No. 1 nationally in total offense (509.0 ypg).

In each of his three seasons at Alabama, Key's offensive lines were finalists for the Joe Moore Award, which is presented annually to the nation's top offensive front, and was the only group in the nation to receive the honor all three seasons. He also coached four All-Americans (including two unanimous picks – tackle Cam Robinson in 2016 and tackle Jonah Williams in 2018) and nine all-SEC selections (including seven first-teamers) during his time with the Tide. In addition to being unanimous All-Americans, Robinson won the 2016 Outland Trophy as the nation's best interior lineman and Williams was a finalist for the award in '18. They also won the Jacobs Blocking Trophy (SEC's top offensive lineman) in '16 and '18, respectively.

Seven linemen that Key coached in his three seasons at Alabama went on to be selected in the National Football League Draft — Jedrick Wills (No. 10 overall, Cleveland Browns, 2020), Williams (No. 11 overall, Cincinnati Bengals, 2019), Alex Leatherwood (No. 17 overall, Las Vegas Raiders, 2021), Robinson (No. 34 overall, Jacksonville Jaguars, 2017), Ross Pierschbacher (fifth round, Washington Redskins, 2019), Bradley Bozeman (sixth round, Baltimore Ravens, 2018) and Deonte Brown (sixth round, Carolina Panthers, 2021).

Key was also lauded for his work on the recruiting trail at Alabama. He is tabbed as the nation's No. 2 recruiter by 247Sports for his work in landing the Crimson Tide's 2019 class and the No. 1 recruiter in the nation for his efforts with the 2020 class.

Prior to his three-year stint at Alabama, Key spent 11 seasons at UCF (2005-15). He started at UCF as a graduate assistant and worked his way up to assistant head coach (2012-15) and offensive coordinator (2014-15). He also coached tight ends for three seasons (2006-08), offensive line for six seasons (2009-14), running backs for one season (2015), was special teams coordinator for one season (2008) and recruiting coordinator for six seasons (2007, 2010-14) with the Knights. In 2012, 2013 and 2014, Key was nominated for the Broyles Award, given to the top assistant coach in college football.

During Key's 11 seasons at UCF, the Knights won four conference championships (2007, 2010, 2013 and 2014), highlighted by a 12-1 campaign in 2013, which culminated with a 52-42 win over No. 6 Baylor. The Knights beat two top-10 teams in '13 (Baylor and No. 8 Louisville) and Key's offensive front, which did not allow a sack against Penn State, Louisville, UConn or Baylor, helped pave the way for UCF to average 441.5 yards and 34.6 points per game, both among the highest marks in program history. His offensive line also provided protection for American Athletic Conference Offensive Player of the Year Blake Bortles.

In his six seasons as UCF's offensive line coach, eight different linemen earned all-conference recognition a total of 16 times and four went on to play in the NFL, including 2011 third-round draft pick Jah Reid. He also coached an NFL draft pick at tight end in Mike Merritt (2008).

During his time at UCF, Key coached under his head coach as a student-athlete at Georgia Tech, George O'Leary.

Key got his start in coaching as a graduate assistant at Georgia Tech in 2001-02 and served as tight ends and running backs coach at Western Carolina in 2004.

While making 44 starts at right guard for the Yellow Jackets from 1997-2000, Key was part of a senior class that led Georgia Tech to four-straight bowl appearances for the first time since 1953-56. As a sophomore in 1998, he helped lead Tech to a 10-2 record and a share of the ACC championship. He was voted a team captain and named all-ACC as a senior in 2000.

Key earned a bachelor's degree in management from GT in 2001.

A Clay, Ala. native, Key, 42, was an all-state performer at Hewitt-Trussville H.S. He and his wife, Danielle, are parents to a daughter, Harper.

THE BRENT KEY FILE

Personal

Hometown: Clay, Ala.
 Education: Georgia Tech, 2001
 Family: Wife: Danielle; Children: Harper

Coaching Experience

2001-02 – Georgia Tech (Graduate Assistant)
 2004 – Western Carolina (Tight Ends/Running Backs)
 2005 – UCF (Graduate Assistant)
 2006 – UCF (Tight Ends)
 2007 – UCF (Tight Ends/Recruiting Coordinator)
 2008 – UCF (Tight Ends/Special Teams Coordinator)
 2009 – UCF (Offensive Line)
 2010-11 – UCF (Offensive Line/Recruiting Coordinator)
 2012-13 – UCF – (Asst. Head Coach/OL/Recruiting Coord.)
 2014 – UCF (Asst. Head Coach/OC/OL/Recruiting Coord.)
 2015 – UCF (Asst. Head Coach/OL/Running Backs)
 2016-18 – Alabama (Offensive Line)
 2019-22 – Georgia Tech (Asst. Head Coach/Run Game Coordinator/Offensive Line)
2022-pres. – Georgia Tech (Interim Head Coach)

GEORGIA TECH ALUMNI TO SERVE AS TECH FOOTBALL'S HEAD COACH

William Alexander

Graduated from Georgia Tech: 1912
 Seasons as head coach: 1920-44 (25 seasons)
 Record as head coach: 134-95-15 (.580)

Bill Fulcher

Graduated from Georgia Tech: 1956
 Seasons as head coach: 1972-73 (Two seasons)
 Record as head coach: 12-10-1 (.543)

Pepper Rodgers

Graduated from Georgia Tech: 1955
 Seasons as head coach: 1974-79 (Six seasons)
 Record as head coach: 34-31-2 (.522)

Bill Curry

Graduated from Georgia Tech: 1965
 Seasons as head coach: 1980-86 (Seven seasons)
 Record as head coach: 31-43-4 (.423)

Brent Key

Graduated from Georgia Tech: 2001
 Interim head coach: 2022
 Record as head coach: 0-0 (.000)

GEORGIA TECH-VIRGINIA TECH SERIES HISTORY

• Saturday's meeting is the 19th all-time between Virginia Tech and Georgia Tech. VT leads the all-time series, 11-7, including a 4-3 record in Blacksburg, Va.

• Georgia Tech has won three-straight games at Virginia Tech (2014, 2016 and 2018).

• When the Yellow Jackets drubbed VT, 49-28, in Blacksburg in 2018, Georgia Tech became the first team to win three in a row at Lane Stadium since Clemson won five-straight at Virginia Tech from 1977-89 (the feat has since been matched by Clemson and Miami, who have both equaled GT's current three-game winning streak at VT).

• Georgia Tech is one of only visiting five teams to win three-straight games at Virginia Tech since Lane Stadium opened in 1965.

• With a win on Saturday, Georgia Tech would join Clemson as the only visiting teams to ever win four-straight games at Lane Stadium.

TEAMS WIN THREE OR MORE CONSECUTIVE WINS AT VIRGINIA TECH'S LANE STADIUM (OPENED IN 1965)

Clemson.....	5 (1977, '79, '85, '87, '95)
Georgia Tech.....	3 (2011, '17, '20)*
Miami (Fla.).....	3 (2018, '20, '22)*
Florida State.....	3 (1967, '82, '92)
Kentucky.....	3 (1977, '79, '89)
Kentucky.....	3 (1969, '74, '78)

* current streak

• While Georgia Tech has won three in a row at Virginia Tech, the Yellow Jackets have dropped two-straight overall in the series (home losses in 2019 and 2021).

• Prior to its current two-game skid against Virginia Tech, Georgia Tech had won three-straight versus the Hokies from 2016-18 (30-20 in 2016, 28-22 in 2017 and 49-28 in 2018), which was good for its longest winning streak in the series. Prior to the three-game winning streak against the Hokies, Georgia Tech had never won consecutive games against VT.

• Despite the defeats the last two seasons, Georgia Tech has still won three of the last five and four of the last seven games against Virginia Tech.

• Prior to winning four of the last seven games in the series, Georgia Tech was just 3-8 all-time against Virginia Tech.

• The series dates back to 1990, when Georgia Tech topped Virginia Tech in a 6-3 nailbiter on Nov. 10 at Bobby Dodd Stadium. One week after GT kicker Scott Sisson kicked a 37-yard field goal with seven seconds remaining to top No. 1 Virginia, 41-38, Sisson made a 38-yarder with eight seconds to go to lift the Yellow Jackets to the non-conference win over VT. The Jackets would go on to finish 11-0-1 and win their fourth national championship.

• From 2004 (Virginia Tech's first season in the ACC) through 2019, Georgia Tech and Virginia Tech played each other every season for 16-straight years. The annual series was interrupted in 2020 due to the ACC's reconfigured schedule caused by Covid-19.

• Nailbiters have been a staple of the Georgia Tech-Virginia Tech series. Thirteen of the 17 games between the schools have been decided by 11 points or less, nine have been decided by seven points or less and four have been decided by three points or less.

• Georgia Tech is 6-4 all-time against Virginia Tech on Saturdays but just 1-7 on weeknights.

• In 16 seasons since the ACC began divisional play in 2005 (not counting 2020, when the conference did not split into divisions due to Covid-19), either Virginia Tech or Georgia Tech has won the Coastal Division 10 times (VT — 2005, 2007, 2008, 2010, 2011 and 2016; GT — 2006, 2009, 2012 and 2014).

GEORGIA TECH-VIRGINIA TECH SERIES RESULTS

DATE	RANK		GT RESULT		
	GT	VT	H/A	W/L/T	SCORE
11/10/1990	7/7	-	H	W	6-3
8/27/2000	Cancelled (weather)				
10/28/2004 (Th)	-	22/22	H	L	20-34
9/24/2005	-	4/4	A	L	7-51
9/30/2006	24/-	11/10	A	W	38-27
11/1/2007 (Th)	-	11/13	H	L	3-27
9/13/2008	-	-	A	L	17-20
10/17/2009	19/20	4/4	H	W	28-23
11/4/2010 (Th)	-	20/20	A	L	21-28
11/10/2010 (Th)	20/19	10/9	H	L	26-37
9/3/2012 (Mon)	rv/rv	16/20	A	L (ot)	17-20
9/26/2013 (Th)	rv/rv	-	H	L	10-17
9/20/2014	-	-	A	W	27-24
11/12/2015 (Th)	-	-	H	L	21-23
11/12/2016	-	18/22	A	W	30-20
11/11/2017	-	17/17	H	W	28-22
10/25/2018 (Th)	-	-	A	W	49-28
11/16/2019	-	-	H	L	0-45
10/30/2021	-	-	H	L	17-26

2022 ACC STANDINGS

Coastal	ACC	Pct.	Overall	Pct.
North Carolina	4-0	1.000	7-1	.857
Duke	2-2	.500	5-3	.625
Miami (Fla.)	2-2	.500	4-4	.500
Georgia Tech	2-3	.400	3-5	.375
Pitt	1-3	.250	4-4	.500
Virginia	1-4	.200	3-5	.375
Virginia Tech	1-4	.200	2-6	.250
Atlantic	ACC	Pct.	Overall	Pct.
Clemson	6-0	1.000	8-0	1.000
Syracuse	3-1	.750	6-2	.750
Florida State	3-3	.500	5-3	.625
Louisville	3-3	.500	5-3	.625
NC State	2-2	.500	6-2	.750
Wake Forest	2-1	.500	6-2	.750
Boston College	1-4	.200	2-6	.250

GEORGIA TECH ALL-TIME VS. AP TOP 25

	ALL	H	A	N	BOWL
Top 25	94-182-6	50-83-4	27-90-2	17-13	16-8
vs. ACC	31-47	19-21	11-25	1-2	0-0
vs. No. 1	2-11-1	1-4-1	1-7	0-0	0-0
vs. No. 2	0-10-1	0-5-1	0-4	0-1	0-0
vs. No. 3	1-11	0-6	1-5	0-0	0-0
vs. No. 4	3-12	2-8	1-4	0-0	0-0
vs. No. 5	3-13	1-8	2-6	0-0	0-0
vs. No. 6	5-7	3-4	1-4	1-0	1-0
vs. No. 7	3-13	2-5	0-6	1-2	1-1
vs. No. 8	5-10	3-4	1-6	1-0	1-0
vs. No. 9	7-11	4-3	1-6	1-1	1-1
vs. No. 10	4-10	0-4	1-5	3-1	3-1
vs. No. 11	4-7	1-2	1-4	2-1	2-1
vs. No. 12	5-6	2-2	2-4	1-0	1-0
vs. No. 13	5-7	2-2	2-3	1-2	1-1
vs. No. 14	2-12	1-7	1-5	0-0	0-0
vs. No. 15	4-6-2	3-5-1	0-1-1	1-0	1-0
vs. No. 16	5-5-2	4-0-1	1-4-1	0-1	0-0
vs. No. 17	9-5	6-2	1-1	2-2	2-2
vs. No. 18	7-7	4-3	3-4	0-0	0-0
vs. No. 19	7-3	2-1	3-2	2-0	2-0
vs. No. 20	4-8	3-5	1-3	0-0	0-0
vs. No. 21	2-1	2-1	0-0	0-0	0-0
vs. No. 22	2-4	2-2	0-2	0-0	0-0
vs. No. 23	3-1	1-0	2-0	0-1	0-1
vs. No. 24	1-0	0-0	1-0	0-0	0-0
vs. No. 25	2-4*	1-2	0-1	1-1	0-0

* One win vacated due to NCAA sanctions

ASSOCIATED PRESS TOP 25 POLL (WEEK 10)

Team (1st-place votes)	Record	Points	Trend
1. Georgia (30)	8-0	1528	-
2. Tennessee (18)	8-0	1500	+1
Ohio State (15)	8-0	1500	-
4. Michigan	8-0	1378	-
5. Clemson	8-0	1312	-
6. Alabama	7-1	1258	-
7. TCU	8-0	1220	-
8. Oregon	7-1	1135	-
9. USC	7-1	1010	+1
10. UCLA	7-1	979	+2
11. Ole Miss	8-1	905	+4
12. Utah	6-2	876	+2
13. Kansas State	6-2	772	+9
14. Illinois	7-1	741	+3
15. LSU	6-2	679	+3
16. Penn State	6-2	641	-3
17. North Carolina	7-1	542	+4
18. Oklahoma State	6-2	513	-9
19. Tulane	7-1	455	+4
20. Wake Forest	6-2	388	-10
21. NC State	6-2	285	+3
22. Syracuse	6-2	205	-6
23. Liberty	7-1	136	NR
24. Oregon State	6-2	129	NR
25. UCF	6-2	111	NR

Others receiving votes: Texas 58, Kentucky 57, Maryland 36, Cincinnati 32, Notre Dame 24, Washington 12, Arkansas 11, Baylor 9, Coastal Carolina 8, Florida State 8, Troy 7, Mississippi State 5, Boise State 4, South Carolina 2, East Carolina 2, UTSA 1, Louisville 1

USA TODAY COACHES TOP 25 POLL (WEEK 10)

Team (1st-place votes)	Record	Points	Trend
1. Georgia (45)	8-0	1552	-
2. Ohio State (13)	8-0	1505	-
3. Tennessee (5)	8-0	1455	-
4. Michigan	8-0	1391	-
5. Clemson	8-0	1315	-
6. Alabama	7-1	1262	-
7. TCU	8-0	1182	-
8. Oregon	7-1	1118	-
9. USC	7-1	1018	+2
10. Ole Miss	8-1	973	+2
11. UCLA	7-1	937	+4
12. Utah	6-2	874	+2
13. Illinois	7-1	767	+5
14. Kansas State	6-2	713	+8
15. North Carolina	7-1	630	+6
16. Penn State	6-2	602	-3
17. LSU	6-2	596	+3
18. Oklahoma State	6-2	471	-9
19. Wake Forest	6-2	437	-9
20. NC State	6-2	386	+3
21. Tulane	7-1	369	+3
22. Syracuse	6-2	188	-6
23. Liberty	7-1	147	NR
24. Kentucky	5-3	109	-7
25. UCF	6-2	89	NR

Others receiving votes: Oregon State 71, Maryland 64, Texas 55, Washington 52, Cincinnati 39, Coastal Carolina 25, Baylor 14, Notre Dame 11, Boise State 11, Louisville 10, Arkansas 10, South Carolina 9, Mississippi State 8, Troy 6, UTSA 4
Georgia Tech opponents in italics

OFFENSE

• The continued transformation of Georgia Tech's offense from an option scheme to a pro-style spread attack received a boost this offseason with the hire of four new assistant coaches on the offensive side of the ball, highlighted by offensive coordinator **Chip Long**.

• A 16-year Division I coaching veteran, including 14 at the major-conference level, Long has helped lead teams to 13 bowl games over the past 16 seasons. He has five years of experience as offensive coordinator, including ultra-successful stints at Memphis (2016) and Notre Dame (2017-19).

• Among all currently active offensive coordinators, Long was the sixth-highest-rated OC in the nation during his four-year stint with Memphis and ND, according to analytics produced by *SportsSource Analytics/Coaches By The Numbers*. Among current offensive coordinators, Long is one of only four OCs to receive a five-star rating from *Coaches By The Numbers* from 2016-19, joining Oklahoma's Bill Bedenbaugh, Ohio State's Kevin Wilson and Penn State's Mike Yurcich.

• Through eight games with Long at the helm of the Yellow Jackets' offense, Georgia Tech is tied for sixth nationally and co-leads the ACC with just six turnovers (0.75 per game).

• Tech also ranks in the top 25 nationally in fewest passes intercepted (3 - 10th) and fewest fumbles lost (3 - 19th).

• Georgia Tech's six turnovers are its fewest through the first eight games of a season since at least 1986 (game-by-game turnovers were not consistently recorded in Tech's season statistics until in 1987).

• The Yellow Jackets' ball protection marks quite the turnaround from just two seasons ago, when they ranked 125th out of 127 teams nationally with 25 turnovers (2.5 per game) in 2020. The Jackets improved to 44th nationally with 15 turnovers last season (1.25 per game).

• Since the beginning of 2020, Georgia Tech has had an average of 1.0 turnovers per game in wins but has averaged 1.7 turnovers per game in losses.

• After a slow start last Saturday at Florida State (24 yards in the first half), Georgia Tech amassed 240 yards of offense in the second half, which were its most yards in any half against an NCAA Division I FBS opponent this season (prev.: 231 yds. in second half at UCF - Sept. 24; GT had 267 yds. in first half vs. FCS opponent Western Carolina - Sept. 10).

• The Yellow Jackets' offense broke out for 452 yards of total offense at UCF (Sept. 24), their highest yardage total in a single game since they had 570 yards in a 48-40 loss at Virginia on Oct. 23 of last season.

• Georgia Tech's 452 total yards against UCF were 180 more than the Knights had previously allowed on average this season. UCF's 271.3 yards allowed per game ranked 19th nationally going into the game.

• Tech's 314 passing yards against UCF were 192 more than the Knights had previously allowed on average this season. UCF's 121.7 passing yards allowed per game ranked seventh nationally going into the game.

• Georgia Tech has totaled at least 400 yards of offense in 13-of-30 games dating back to the beginning of the 2020 season, including twice this season (438 at UCF - Sept. 24; 412 vs. Duke - Oct. 8). Prior to the beginning of the 2020 season, the Jackets had gone 16-straight games without compiling 400 yards of total offense (dating back to Nov. 3, 2018).

• Georgia Tech's 23 pass completions against Duke (Oct. 8) matched a season high and are tied for its sixth-most in a game in the last 20 years.

• Twenty-one of the Yellow Jackets' 27 highest completion totals since the beginning of the 2002 season have come in their last 41 games.

MOST COMPLETIONS IN A GAME (SINCE 2002)

	Completions	Opponent	Year	Result
1.	27	at Virginia	2021	L, 48-40
	27	at Duke	2003	L, 41-17
3.	25	North Carolina	2005	W, 27-21
4.	24	Pitt	2020	L, 52-21
	24	NC State	2003	W, 29-21
6.	23	Duke	2022	W, 23-20
	23	Clemson	2022	L, 41-10
	23	at Florida State	2020	W, 16-13
9.	21	at UCF	2022	L, 27-10
	21	at Miami (Fla.)	2021	L, 33-30
11.	20	at Clemson	2021	L, 14-8
12.	19	Pitt	2020	L, 34-20
13.	18	Boston College	2021	L, 41-30
	18	at Boston College	2020	L, 48-27
	18	UCF	2020	L, 49-21
	18	Middle Tennessee	2012	L, 49-28
17.	17	Kennesaw State	2021	W, 45-17
18.	15	Virginia Tech	2021	L, 26-17
	15	Northern Ill.	2021	L, 22-21
	15	Notre Dame	2020	L, 31-13
	15	at Syracuse	2020	L, 37-20
	15	at Virginia	2019	L, 33-28
	15	at Duke	2019	L, 41-23
	15	at Clemson	2013	L, 55-31
25.	14	at Temple	2019	L, 24-2
	14	USF	2019	W, 14-10
	14	Duke	2014	L, 31-25

• Tech put on a dominant display on the ground against No. 24 Pitt (Oct. 1), rushing for 232 yards against the Panthers' vaunted defense.

• The Yellow Jackets' 232 rushing yards against Pitt was their second-highest rushing output of the season (243 vs. Western Carolina - Sept. 10) and their most against an NCAA Division I FBS opponent since it ran for 270 yards last season at Virginia (Oct. 23, 2021).

• Tech's 232 rushing yards against Pitt were 133 more than the Panthers were allowing on average this season going into the game (98.5 rushing yards per game) and the most surrendered by Pitt in any game since Boston College ran for 264 yards against the Panthers on Nov. 30, 2019.

• Despite moving to a pro-style offense in 2019, a dominant ground game remains imperative for the Jackets' success, as Tech has run for at least 230 yards in five of its last 11 wins.

QUARTERBACKS

• **Jeff Sims** is in his third season as Georgia Tech's starting quarterback.

• Sims is the first Georgia Tech signal-caller to start three-straight season openers since Justin Thomas (2014-16).

• In 2020, Sims became the first true freshman to start the season at quarterback for Georgia Tech since Reggie Ball in 2003.

• In just 24 collegiate games (he was limited to 10 games in 2020 due to the Covid-19 pandemic and seven last season due to injury), Sims has accounted for 5,616 yards of total offense (4,464 passing, 1,152 rushing) and 41 touchdowns (30 passing, 11 rushing).

• Sims also ranks seventh in Georgia Tech history in passing yards, seventh in touchdown passes, sixth in completions (364) and fifth in completion percentage (.575).

3,000 CAREER PASSING YARDS (GT HISTORY)

Player	Years	Yards
1. Joe Hamilton	1996-99	8,882
2. Shawn Jones	1989-92	8,441
3. Reggie Ball	2003-06	8,128
4. George Godsey	1998-01	6,137
5. Mike Kelley	1978-81	5,249
6. Justin Thomas	2013-16	4,754
7. Jeff Sims	2020-pres.	4,464
8. John Dewberry	1983-85	4,193
9. Eddie McAshan	1970-72	4,080
10. Tevin Washington	2009-12	3,312
11. Joshua Nesbitt	2007-10	3,276
12. Donnie Davis	1992-95	3,261

4,000 CAREER YARDS OF TOTAL OFFENSE (GT HISTORY)

Player	Years	Yards
1. Joe Hamilton	1996-99	10,640
2. Reggie Ball	2003-06	9,579
3. Shawn Jones	1989-92	9,296
4. Justin Thomas	2013-16	7,166
5. George Godsey	1998-01	6,125
6. Joshua Nesbitt	2007-10	6,082
7. Jeff Sims	2020-pres.	5,616
8. Tevin Washington	2009-12	5,537
9. Mike Kelley	1978-81	5,198
10. John Dewberry	1983-85	4,823
11. Eddie McAshan	1970-72	4,262
12. Robert Lavette	1981-84	4,093
13. TaQuon Marshall	2015-18	4,025
14. Donnie Davis	1992-95	4,010

CAREER TOUCHDOWN PASSES (GT HISTORY)

Player	Years	TDs
1. Joe Hamilton	1996-99	65
2. Reggie Ball	2003-06	57
3. Shawn Jones	1989-92	51
4. George Godsey	1998-01	41
5. Justin Thomas	2013-16	40
6. Eddie McAshan	1970-72	32
7. Jeff Sims	2020-pres.	30
8. John Dewberry	1983-85	27
9. Mike Kelley	1978-81	23
10. Donnie Davis	1992-95	22

CAREER COMPLETIONS (GT HISTORY)

Player	Years	Comp.
1. Reggie Ball	2003-06	662
2. Shawn Jones	1989-92	652
3. Joe Hamilton	1996-99	629
4. George Godsey	1998-01	484
5. Mike Kelley	1978-81	391
6. Jeff Sims	2020-pres.	364
7. Eddie McAshan	1970-72	360
8. John Dewberry	1983-85	310
9. Donnie Davis	1992-95	270
10. Justin Thomas	2013-16	259

CAREER COMPLETION PERCENTAGE (GT HISTORY) (MIN. 100 COMPLETIONS)

Player	Years	Pct.
1. George Godsey	1998-01	.633
2. Joe Hamilton	1996-99	.617
3. John Dewberry	1983-85	.582
4. A.J. Suggs	2002-03	.576
5. Jeff Sims	2020-pres.	.575
6. Donnie Davis	1992-95	.564
7. Tommy Luginbill	1994	.557
8. Jim Bob Taylor	1981-82	.551
9. Jim Stevens	1972-73	.550
10. Jimmy Southard	1947-49	.547

• Sims has accounted for three of the six best single-game completion percentages of his career this season, completing 23-of-36 passes (.639) for 164 yards and a touchdown in the season opener against No. 4 Clemson (Sept. 5), connecting on 21-of-32 (.657) for 314 yards and a touchdown at UCF (Sept. 24) and completing 23-of-34 (.676) vs. Duke (Oct. 8).

OFFENSE

JEFF SIMS — TOP COMPLETION PERCENTAGES

Comp.%	Comp.-Att.	Opponent	Date
1. .769	10-13	No. 20 N. Carolina	Sept. 25, 2021
2. .727	24-33	Pitt	Oct. 2, 2021
3. .676	23-34	Duke	Oct. 8, 2022
.676	23-34	at Florida State	Sept. 12, 2020
5. .657	21-32	at UCF	Sept. 24, 2022
6. .639	23-36	No. 4 Clemson	Sept. 5, 2022

• Sims not only set a new season high for completion percentage against Duke, he also set a season high for rushing yards (95) and matched a season high with 23 completions, including a pair of touchdown passes.

• Sims is one of only two NCAA Division I FBS players to complete at least 67.6% of his passes (min. 34 attempts), throw for at least two touchdowns and rush for at least 95 yards in a game this season.

67.6 COMPLETION PCT. (MIN. 34 ATT.), 2 TD PASSES AND 95 RUSHING YARDS IN A GAME (NCAA DIVISION I FBS, 2022)

Player	Team	Comp.%/ Pass Att. TD pass/Rush Yds.	Opp.
Jayden Daniels	LSU	73.5/34/2/114	Florida St.
Jeff Sims	Georgia Tech	67.6/34/2/95	Duke

• At UCF, Sims' 314 passing yards was the second-highest total of his career, behind only his 359 yards through the air against Pitt last season (Oct. 2, 2021).

• Sims' 352 yards of total offense at UCF matched the third-highest total of his career (397 - Oct. 2, 2021 vs. Pitt; 365 - Oct. 23, 2021 at Virginia; 352 - Oct. 9, 2021 at Duke).

• However, perhaps the most impressive part of Sims' performance this season has been his ability to protect the football. In seven games, he has been responsible for only three turnovers — interceptions in the first two games of the season against Clemson (Sept. 5) and Western Carolina (Sept. 10) and one against Virginia (Oct. 20).

• Before his interception against Virginia, Sims had thrown 131-consecutive passes without an interception, which was easily the longest string of passes without an INT in his career. His previous long streak was 55 last season versus Virginia Tech and Boston College.

• Sims' string of four-straight games without an INT this season was also easily the longest streak of his career. Prior to this season, he had only gone two-straight games without an interception once in his career — his first two appearances of last season versus Northern Illinois and North Carolina. However, he only saw action in a total of four quarters over those two games, as he was injured late in the first half against NIU and didn't return to action until late in the first half against UNC.

JEFF SIMS — GAME-BY-GAME

2020	Rush	Yds.	TD	C-A-I.	Yds.	TD	Off.
Florida State	13	64	0	23-34-2	277	1	341
UCF	16	82	1	18-36-2	244	1	326
Syracuse	8	41	1	13-28-4	174	1	215
Louisville	7	64	1	11-21-0	249	2	313
Clemson	13	-23	0	6-13-1	81	1	58
Boston College	12	47	1	12-18-1	171	2	218
Notre Dame	12	2	0	15-26-0	150	0	152
Duke	12	108	0	13-23-1	146	3	154
NC State	17	93	1	13-27-0	151	0	244
Pitt	10	14	1	17-31-2	238	2	252
Total	120	492	6	141-257-13	1,881	13	2,119

Total

2021	Rush	Yds.	TD	C-A-I.	Yds.	TD	Off.
Northern Ill.	6	34	0	3-8-0	21	0	55
Kennesaw St.	—	—	—	—	—	—	—
Clemson	—	—	—	—	—	—	—
UNC	10	128	3	10-13-0	112	1	240
Pitt	10	38	0	24-33-2	359	2	397
Duke	12	55	1	12-25-2	297	3	352
Virginia	10	65	0	27-44-1	300	3	365
Virginia Tech	11	60	0	15-26-1	183	2	243
Miami	11	-8	0	21-38-1	194	1	186
Boston College	—	—	—	—	—	—	—
Notre Dame	—	—	—	—	—	—	—
Georgia	—	—	—	—	—	—	—
Total	70	372	4	113-188-7	1,468	12	1,840

2022	Rush	Yds.	TD	C-A-I.	Yds.	TD	Off.
Clemson	13	42	0	23-36-1	163	1	205
WCU	8	48	0	8-17-1	100	0	148
Ole Miss	16	-2	0	18-32-0	161	0	159
UCF	11	38	0	21-32-0	314	1	352
Pitt	19	81	1	11-26-0	102	1	183
Duke	17	95	0	23-34-0	227	2	322
Virginia	3	1	0	6-11-1	47	0	48
Florida State	—	—	—	—	—	—	—
Total	87	288	1	110-188-3	1,115	5	1,403
Career	277	1,152	11	364-633-23	4,464	30	5,616

• Last season, Sims missed the equivalent of half the season due to injuries and the difference in the Yellow Jackets' offensive production when he was on the field versus when he wasn't was stark.

GEORGIA TECH WITH JEFF SIMS AT QB IN 2021

First 4 series vs. NIU, last 7 series vs. UNC, plus full games vs. Pitt, Duke, UVA, VT & Miami

Equivalent of 6 games

Points: 178 (29.7 ppg)

Team Rushing Yards: 1,119 (186.5 ypg)

Passing Yards: 1,468 (244.7 ypg)

Team Total Offense: 2,587 (431.2 ypg)

GEORGIA TECH WITHOUT JEFF SIMS AT QB IN 2021

Last 8 series vs. NIU, first 5 series vs. UNC, plus full games vs. Kennesaw, Clemson, BC, ND and UGA

Equivalent of 6 games

Points: 100 (16.7 ppg)

Team Rushing Yards: 909 (151.5 ypg)

Passing Yards: 908 (151.3 ypg)

Team Total Offense: 1,817 (302.8 ypg)

• In addition to his continuing climb up Georgia Tech's career records lists, Sims' name also dots the Yellow Jackets' single-game records lists.

MOST PASSING YARDS IN A GAME (GT HISTORY)

Player	Pass Yds.	Opponent	Date
1. George Godsey	486	Virginia	Nov. 11, 2001
2. George Godsey	454	Clemson	Oct. 28, 2000
3. Darrell Gast	416	Duke	Oct. 31, 1987
4. Joe Hamilton	387	Maryland	Sept. 30, 1999
Joe Hamilton	387	Florida State	Sept. 11, 1999
6. Eddie McAshan	371	Rice	Sept. 30, 1972
7. Michael Kelley	361	Navy	Nov. 17, 1979
8. Jeff Sims	359	Pitt	Oct. 2, 2021
9. George Godsey	354	Maryland	Nov. 18, 2000
10. Joe Hamilton	341	Georgia	Nov. 27, 1999

MOST COMPLETIONS IN A GAME (GT HISTORY)

Player	Pass Yds.	Opponent	Date
1. George Godsey	39	Virginia	Nov. 11, 2001
2. George Godsey	35	Clemson	Oct. 28, 2000
3. George Godsey	29	Virginia	Nov. 9, 2000
4. A.J. Suggs	28	Maryland	Oct. 17, 2002
5. Jeff Sims	27	Virginia	Oct. 23, 2021
Reggie Ball	27	Duke	Nov. 8, 2003
Michael Kelley	27	Georgia	Nov. 29, 1980
8. Three tied	26		

MOST GAMES WITH AT LEAST 3 TD PASSES — GEORGIA TECH (SINCE 2000)

Player	Games	Years
1. George Godsey	5	1998-2001
2. Reggie Ball	4	2003-06
3. Jeff Sims	3	2020-pres.
2. Justin Thomas	3	2013-16

• Sims has missed the last game-and-a-half after exiting in the second half against Virginia (Oct. 20) due to injury. He was dressed but only available in an emergency situation last Saturday at Florida State.

• r-So. **Zach Gibson** saw his first extensive action as a Yellow Jacket following Sims' injury versus Virginia. The transfer from Akron, who had only taken two snaps this season prior to taking over against UVA, threw for 99 yards in two-and-a-half quarters of action in the Jackets' 16-9 defeat to the Cavaliers.

• Gibson made his first start as a Yellow Jacket last Saturday at Florida State and completed 2-of-3 passes for 0 yards over two series before giving way to true Fr. **Zach Pyron**.

• In his collegiate debut at FSU, Pyron overcame a slow start to complete 18-of-28 passes for 198 yards without an interception and accounted for two touchdowns (one passing, one rushing).

• Pyron led Georgia Tech's offense to 240 yards in the second half against FSU, which was its largest single-half output against an NCAA Division I FBS opponent this season (prev.: 231 yds. in second half at UCF - Sept. 24; GT had 267 yds. in first half vs. FCS opponent Western Carolina - Sept. 10).

• Pyron's first-career touchdown pass came on a 32-yard strike to WR **E.J. Jenkins** on Georgia Tech's first possession of the second half.

• Pyron's first-career touchdown run came on an 8-yard carry on the final play of the game.

RUNNING BACKS

• For the second-straight season, Georgia Tech is deploying a three-headed monster at running back in r-Jr. **Dontae Smith**, r-Jr. **Dylan McDuffie** and Sr. **Hassan Hall**.

• Through eight games this season, the trio has combined for 720 rushing yards and four touchdowns while splitting 156 carries (83 carries for 417 yards for Hall, 51 carries for 258 yards and three touchdowns for Smith, 22 carries for 45 yards for McDuffie).

• The trio has also combined to catch 32 passes out of the backfield through eight games (19 receptions for Hall, eight for Smith and five for McDuffie).

• Hall has been the hot hand as of late, as he has handled 59 of the 80 carries by Georgia Tech running backs over the past four games and has accounted for 541 all-purpose yards over the past five contests.

• Hall turned in the best performance by a Tech RB this season at No. 24 Pitt (Oct. 1), rushing for 157 yards on 20 carries (7.8 yards per carry), en route to being named the ACC Running Back of the Week.

• Hall's 157 rushing yards at Pitt surpassed his season total going into game (103 yards over four games).

OFFENSE

- In his first season with the Yellow Jackets after transferring from Louisville, Hall's 157 yards against Pitt was the second-highest rushing total of his five-year collegiate career (behind only his 162 yards last season vs. Virginia while playing for UL).

- Hall's 157 yards against Pitt were the most rushing yards by any player against the Panthers since Boston College's (and current Green Bay Packer) A.J. Dillon ran for 162 yards against Pitt in 2019.

- Hall became the first player to carry the ball at least 20 times and average at least 7.8 yards per rush against Pitt since West Virginia's Steve Slaton ran for 215 yards on 23 carries (9.3 avg.) against the Panthers in 2006.

- Hall is one of only 20 NCAA Division I FBS players and two ACC players this season to average at least 7.8 yards per carry in a game while carrying the ball at least 20 times. He is one of two players to accomplish the feat against a nationally ranked opponent.

7.8 YDS/RUSH, 20 CARRIES IN A GAME (NCAA DIVISION I FBS, 2022)

Player	Team	Avg./Att.	Opp.	Date
Zach Charbonnet	UCLA	9.4/21	Stanford	10/29
Keaton Mitchell	East Carolina	8.4/21	ECU	10/28
Dae Dae Hunter	Liberty	9.3/23	BYU	10/22
Damien Martinez	Oregon State	8.1/22	Colorado	10/22
DeWayne McBride	UAB	8.2/24	WKU	10/21
Deneric Prince	Tulsa	11.6/20	Temple	10/21
Tank Bigsby	Auburn	9.0/20	Ole Miss	10/15
Eric Gray	Oklahoma	8.8/20	Kansas	10/15
Israel Abanikanda	Pitt	8.9/36	Va. Tech	10/8
Zach Charbonnet	UCLA	9.0/22	Utah	10/8
Charles McClelland	Cincinnati	8.5/21	USF	10/8
Hassan Hall	Georgia Tech	7.8/20	Pitt	10/1
Sean Tucker	Syracuse	10.1/23	Wagner	10/1
Miyun Williams	Ohio State	9.0/21	Rutgers	10/1
Blake Corum	Michigan	8.1/30	Maryland	9/24
Keyon Moze	Miami (Ohio)	8.1/21	N'Western	9/24
Mohamed Ibrahim	Minnesota	8.8/23	Colorado	9/17
DeWayne McBride	UAB	8.0/28	Ga. Sou.	9/17
Aidan Robbins	UNLV	7.8/29	N. Texas	9/17
Bijan Robinson	Texas	9.2/20	UTSA	9/17
DeWayne McBride	UAB	8.9/20	Liberty	9/10
Anthony Grant	Nebraska	8.2/23	N. Dakota	9/3
Nate Carter	UConn	9.5/20	Utah St.	8/27

- Hall's 164 all-purpose yards at UCF (54 rushing, 40 receiving, 70 kickoff return) and 161 all-purpose yards at Pitt (157 rushing, 4 receiving) are easily the two highest all-purpose yardage totals by a Yellow Jacket this season (next highest: 110 by Nate McCollum vs. Duke - Oct. 8).

- An Atlanta native, Hall returned home after amassing 3,843 all-purpose yards (1,299 rushing, 175 receiving, 2,369 kickoff return) and 13 touchdowns (11 rushing, two kickoff return) in his four seasons at Louisville.

- Hall earned second-team all-ACC honors as an all-purpose back and third-team recognition as a return specialist as a sophomore in 2019, when he rushed for 501 yards and five touchdowns, caught 12 passes for 99 yards and averaged 30.5 yards per kickoff return (good for third nationally).

- Smith turned in the best performance of his career when he exploded for 102 rushing yards and three touchdowns on just 11 carries in Georgia Tech's 35-17 win over Western Carolina (Sept. 10).

- The 100-yard rushing game was the first of Smith's career and his 102 rushing yards and three touchdowns were both career highs (prev.: 82 rushing yards vs. Kennesaw State on Sept. 11, 2021 and two rushing touchdowns vs. Duke on Nov. 28, 2020).

- Smith is one of only five NCAA Division I FBS players (and one of three running backs) to compile at least 100 rushing yards and three touchdowns on 11 carries or less in a game this season.

100 RUSH YDS./3 RUSH TD/<11 CARRIES IN A GAME NCAA DIVISION I FBS (2022)

Player	Team	Yds./TD/Att.	Opp.	Date
Anthony Richardson	FLA	106/3/11	Utah	9/3
Dontae Smith	GT	102/3/11	WCU	9/10
C.J. Donaldson	WVU	101/3/9	Towson	9/17
Malik Cunningham	LOU	113/3/9	USF	9/24
Zach Charbonnet	UCLA	104/3/9	Colorado	9/24

- Against WCU, Smith became the first Georgia Tech running back to run for at least 100 yards and three touchdowns in a game since Synjyn Days ran for 171 yards and three scores in a 49-34 win over No. 8 Mississippi State in the 2014 Orange Bowl (three GT QBs have accomplished the feat during that span — **Jeff Sims** vs. North Carolina, 2022; Tobias Oliver at Virginia Tech, 2018; and TaQuon Marshall vs. Tennessee, 2017).

- Smith is averaging 5.8 yards per rush for his career (997 yards on 172 carries).

- Smith has scored 10 career touchdowns on just 172 carries (one TD every 17.2 carries).

- Hall and Smith rank at the high end of above-average runners nationally, according to *Pro Football Focus*, which has given them grades of 75.7 and 74.7, respectively, as rushers through eight games this season. (*Grades from 68-78 are considered above average in PFF's grading scale*)

- PFF also ranks Hall and Smith as firmly above average as overall offensive players, with Georgia Tech's top two overall offensive grades at 71.1 (Smith) and 70.9 (Hall).

- McDuffie's 2-yard touchdown run against Western Carolina (Sept. 10) was his first as a Yellow Jacket.

- McDuffie came to Georgia Tech after rushing for 1,049 yards last season at Buffalo, en route to third-team all-Mid-American Conference honors.

- McDuffie is used to being a part of a three-man rotation at RB, as he was one of three backs to rush for at least 400 yards for the Bulls in 2021.

- McDuffie averaged 5.2 yards per carry over his four seasons at Buffalo (2018-21), including three seasons with at least 5.0 yards per carry (5.0 in 2018, 6.5 in 2019, 5.1 in 2021).

WIDE RECEIVERS

- Georgia Tech's wide receivers corps is led by sixth-year senior **Malachi Carter**.

- Carter enters Saturday's game tied for Georgia Tech's all-time record with 54 games played.

CAREER GAMES PLAYED (GT HISTORY)

Player	Years	Games
1. Malachi Carter	2018-present	54
Jamal Golden	2011-15	54
Jemea Thomas	2009, 2011-13	54
T.J. Barnes	2009-12	54
Rod Sweeting	2009-12	54

- Carter played in all 52 of Georgia Tech's games from his arrival on campus in 2018 through the Yellow Jackets' Oct. 1 contest at No. 24 Pitt, but had his streak of 52-straight games played snapped when he missed the Jackets' Oct. 8 matchup versus Duke due to injury.

- Carter also ranks 16th in Georgia Tech history with 1,295 career receiving yards.

- On Sept. 17 against Ole Miss, Carter became the first Yellow Jacket to move into Tech's all-time top 20 in receiving yards since Ricky Jeune, who ranks 13th in school history with 1,492 receiving yards from 2015-17.

- Carter needs just four receiving yards to move into the top-15 in Georgia Tech history.

CAREER RECEIVING YARDS (GT HISTORY)

Player	Years	Yards
1. Calvin Johnson	2004-06	2,927
2. Kelly Campbell	1998-2001	2,907
3. Kerry Watkins	1999-2002	2,680
4. Harvey Middleton	1994-96	2,291
5. Jonathan Smith	2000-03	2,238
6. *Demaryius Thomas	2007-09	2,135
7. Dez White	1997-99	1,833
8. John Sias	1966-68	1,727
9. Bobby Rodriguez	1989-92	1,681
10. Derrick Steagall	1993-97	1,639
11. Jimmy Robinson	1972-74	1,633
Greg Lester	1987-91	1,633
13. Ricky Jeune	2014-17	1,492
14. Will Glover	1999-2002	1,316
15. Gary Lee	1983-86	1,299
16. Malachi Carter	2018-pres.	1,295
17. Ken Whisenhunt	1980-84	1,264
18. Stephen Hill	2009-11	1,248
19. James Johnson	2005-07	1,240
20. Nate Curry	2000-04	1,185

- Last season, Carter led Georgia Tech in receiving yards (489) and receptions (37) and ranked second on the team in yards per reception (13.2 - min. 10 receptions).

- This season, Carter's 220 receiving yards rank third on the team and his 14 receptions are third on the squad.

- Carter's 59-yard touchdown catch at UCF (Sept. 24) was the longest reception of his career (prev.: 54 at NC State - Nov. 21, 2019).

- So. WR **Nate McCollum** leads Georgia Tech in receptions (39) and receiving yards (386) through eight games this season.

- McCollum needed just four games to eclipse his career totals for receptions and receiving yards coming into this season (15 receptions for 123 yards over 18 career games from 2020-21).

- McCollum's 39 receptions are the most by a Yellow Jacket through the first eight games of the season since Calvin Johnson had 40 catches in the first seven games of the 2006 season.

- Through eight games this season, McCollum has caught at least five passes six times (6 vs. Clemson - Sept. 5, 5 vs. Ole Miss - Sept. 17, 6 vs. UCF - Sept. 24, 8 vs. Duke - Oct. 8, 5 vs. UVA - Oct. 20 and 5 vs. FSU - Oct. 29), which matches the most games with at least five receptions through the first eight games of a season by a Georgia Tech player since 2000.

GAMES WITH 5+ RECEPTIONS IN FIRST 8 GAMES OF A SEASON (GT - SINCE 2000)

Player	Year	Games with 5+ rec.
Nate McCollum	2022	6
Calvin Johnson	2006	5
Jonathan Smith	2003	5
Kerry Watkins	2002	5
Kelly Campbell	2000	5
2 tied (all 2002 or earlier)		4

OFFENSE

- McCollum turned in the best performance of his career against Duke (Oct. 8), setting career highs with eight receptions for 101 yards, including an 18-yard touchdown catch, in the Yellow Jackets' 23-20 overtime win.

- McCollum is one of only eight ACC players this season with as many as eight catches, 100 receiving yards and a touchdown reception in a single game.

8 RECEPTIONS, 100 RECEIVING YARDS, TD RECEPTION IN A GAME (ACC, 2022)

Player	Team	Rec./Yds./TD	Opp.	Date
Josh Downs	UNC	11/102/2	Pitt	10/29
Antoine Green	UNC	10/180/2	Pitt	10/29
Thayer Thomas	NCSU	10/118/2	VT	10/27
Zay Flowers	BC	10/135/1	WF	10/22
Oronde Gadsden II	Syr	8/141/2	NC State	10/15
Colbie Young	Miami	9/101/1	VT	10/15
Nate McCollum	GT	8/101/1	Duke	10/8
Zay Flowers	BC	10/117/2	L'ville	10/1

- Against Western Carolina (Sept. 10), McCollum set a career high with 47 rushing yards (prev.: 7 vs. Duke – Nov. 28, 2020), highlighted by his first-career rushing touchdown, which came from 40 yards out on a reverse.

- McCollum's 74.4 pass offense grade from *Pro Football Focus* is tops on the team. (Grades from 68-78 are considered above average in PFF's grading scale)

- r-Sr. WR **E.J. Jenkins** is tied for second among Georgia Tech receivers with 14 receptions, ranks second on the team with 226 receiving yards and leads the Yellow Jackets with three touchdown catches this season.

- Jenkins' 66 receiving yards last Saturday at Florida State were a career high at the NCAA Division I FBS level (prev.: 54 at No. 24 Pitt – Oct. 2).

- Jenkins' 32-yard touchdown reception at FSU was his second touchdown of the season (prev.: 21 yds. at Pitt and 13 yards vs. Clemson – Sept. 5) and his third at the FBS level (he had a 16-yard touchdown vs. Troy while playing for South Carolina on Oct. 2, 2020).

- Jenkins' one-handed 33-yard reception at Pitt, which helped lead to a field goal on Georgia Tech's opening possession, is his longest catch in two seasons at the NCAA Division I FBS level (2021 at South Carolina, 2022 at Georgia Tech). His previous long FBS reception was a 30-yarder for South Carolina vs. Clemson on Nov. 27, 2021.

- Against Duke (Oct. 8), r-Fr. WR **Leo Blackburn** made his highly anticipated collegiate debut after missing the entire 2021 season and the first five games of the 2022 season due to injury. He caught three passes for 49 yards in his debut, including a 37-yard touchdown reception in the third quarter that gave Georgia Tech a 17-3 lead.

TIGHT ENDS

- Georgia Tech's tight ends room is led by **Dylan Leonard**, who is in his fourth season with the Yellow Jackets.

- Leonard, a former walk-on, has caught 27 passes for 231 yards over 35 games and 17 starts as a Yellow Jacket.

- Leonard missed the Yellow Jackets' first two games of the season due to injury but made his season debut as a reserve against No. 20/17 Ole Miss (Sept. 17), then made his first start of the campaign the next week at UCF (Sept. 24).

- In limited action this season, Leonard has caught 11 passes for 90 yards (8.2 avg.).

- Leonard has caught at least one pass in each of his five games since returning to the starting lineup.

- Leonard matched a career high with three receptions on Oct. 1 at No. 24 Pitt (prev.: 3 vs. Boston College - Nov. 13, 2021).

- The Jackets' tight ends were bolstered in the offseason by the arrival of **Luke Benson**, who played in 34-of-35 games over the past three seasons at Syracuse and caught 19 passes for 261 yards and five touchdowns with the Orange.

- Through seven games as a Yellow Jacket, Benson has hauled in six receptions for 58 yards (9.7 avg.).

- Benson earned third-team freshman all-America honors from *Pro Football Focus* after catching eight passes for 176 yards and three touchdowns as a true freshman in 2019.

OFFENSIVE LINE

- One of the youngest overall positions on Georgia Tech's roster, the offensive linemen on Tech's 2022 roster have combined for just 161 collegiate games played and 77 starts.

GEORGIA TECH OFFENSIVE LINE START CHART

	Career Games	Career Starts	2022 Starts	Consec. Starts
RT Jordan Williams	28	25	8	12
C/LG/RG William Lay III	29	14	—	—
LG Paula Vaipulu	18	9	4	1
C Weston Franklin	13	8	8	8
LT Corey Robinson II	8	8	8	8
RG Joe Fusile	7	7	7	2
LG Pierce Quick*	16	5	5	—
RG Paul Tchio^	17	1	—	—
LG/RG Michael Maye	19	—	—	—
LT/RT Jakiah Leftwich	4	—	—	—
Brandon Best	1	—	—	—
LT Tyler Gibson	1	—	—	—
TOTALS AT GT	139	76		
CAREER TOTALS	161	77		

* includes 8 games played at Alabama (2019-21)

^ includes 14 games and one start at Clemson (2020-21)

- Four Georgia Tech offensive linemen have made their first-career starts this season. r-Fr. RG **Joe Fusile**, So. C **Weston Franklin** and r-Fr. LT **Corey Robinson II** all made their first-career starts in the season opener versus No. 4 Clemson (Sept. 5), while r-So. LG **Pierce Quick** made his first-career start a week later versus Western Carolina (Sept. 10).

DEFENSE

TEAM

- Through eight games this season, Georgia Tech ranks among the nation's top 30 in four different defensive statistical categories.

DEFENSIVE STATISTICAL RANKINGS - 2022 (FBS)

Category	No.	Nat'l	ACC
Turnovers Gained	18	7th	3rd
Fumbles Recovered	9	8th	3rd
Interceptions	9	22nd	3rd
Tackles for Loss	6.6/gm	26th	6th

- Most noteworthy among Georgia Tech's impressive defensive statistics is the Yellow Jackets being tied for seventh nationally with 18 turnovers gained this season. Last season, the Yellow Jackets finished 102nd nationally with just 13 takeaways in 12 games.

2022 GEORGIA TECH TAKEAWAYS

Player	Type	Opp.
1. Ayinde Eley	FR	CLEM
2. Derrick Allen	INT	WCU
3. Myles Sims	INT	WCU
4. Charlie Thomas	INT	WCU
5. Ayinde Eley	FR	WCU
6. Jaylon King	INT	MISS
7. LaMiles Brooks	INT	UCF
8. Touchback (forced by Nate McCollum)	FR	UCF
9. Clayton Powell-Lee	FR	PITT
10. Charlie Thomas	FR	PITT
11. Charlie Thomas	INT	PITT
12. K.J. Wallace	INT	DUKE
13. LaMiles Brooks	INT	UVA
14. LaMiles Brooks	FR	UVA
15. Zamari Walton	INT	UVA
16. Ahmari Harvey	FR	UVA
17. Charlie Thomas	FR	FSU
18. Noah Collins	FR	FSU

- Georgia Tech's 18 takeaways are its most through eight games since it had 22 through eight contests in 2008.

GEORGIA TECH'S MOST TAKEAWAYS THROUGH 8 GAMES (SINCE 2000)

Year	Takeaways
2005	23
2008	22
2000	21
2022	18
2006	18

- The huge turnaround in takeaways this season can be attributed to the Yellow Jackets' nine interceptions through eight games, which already triples its total from all of last season (3), when Tech ranked 125th out of 130 NCAA Division I FBS teams in INTs.

- Conversely, Georgia Tech has picked up where it left off in recent seasons with its nine fumble recoveries through eight games this season.

- Tech has ranked among the top 25 nationally in fumble recoveries each of the past two seasons — No. 2 nationally with 12 fumble recoveries in 2020 and tied for No. 16 with 10 recoveries in 2021.

- Since defensive coordinator **Andrew Thacker's** arrival on The Flats in 2019, the Yellow Jackets' 40 fumble recoveries are ranked second nationally.

MOST FUMBLE RECOVERIES SINCE 2019 (FBS)

1. Notre Dame	42
2. Georgia Tech	40
3. Wake Forest	39
4. Duke	38
5. Illinois	36
Ohio State	36



DEFENSE

• Since the beginning of the 2020 season, Georgia Tech has forced an average of 2.9 turnovers per game in wins but has averaged just 1.0 takeaways per game in losses.

• Georgia Tech's four takeaways versus Virginia (Oct. 20) matched a season high (prev. vs. Western Carolina – Sept. 10) and were its most against an NCAA Division I FBS opponent since it forced five turnovers against Duke on Nov. 28, 2020.

• The four takeaways against Virginia marked only the fourth time since 2015 that Georgia Tech has forced as many as four turnovers in a game.

MOST TAKEAWAYS IN A GAME (SINCE 2015)

No.	Opp.	INT/FR	Date
5	Duke	1/4	Nov. 28, 2020
4	Virginia	2/2	Oct. 20, 2022
4	Western Carolina	3/1	Sept. 10, 2022
4	at No. 18 Virginia Tech	2/2	Nov. 12, 2016

• Georgia Tech has recorded four takeaways twice in a season for the first time since 2013 (4 at Miami, 4 vs. Elon).

• In its 26-21 win at No. 24 Pitt (Oct. 1), Georgia Tech had three takeaways (two fumble recoveries and an interception), all during a span of five Pitt possessions in the second half.

• The Yellow Jackets converted all three takeaways against Pitt into scores (two field goals and a touchdown) to turn a 7-6 halftime deficit into a 19-7 fourth quarter lead.

• This season's uptick in tackles for loss and sacks (2.0/gm) is also encouraging for a unit that ranked 89th (5.2/gm) and 98th (1.67/gm), respectively, in those categories last season.

• Georgia Tech's 53 tackles for loss are its most through eight games since it totaled 71 TFL during the first eight contests of the 2008 campaign.

GEORGIA TECH'S MOST TFL THROUGH 8 GAMES (SINCE 2000)

Year	TFL
2007	76
2008	71
2005	60
2022	53

• The Yellow Jackets are on pace to record 80 tackles for loss during the 2022 regular season, which would be their fourth-most in any regular season since 2000 (Tech had 111 TFL during the '07 regular season, 90 in '08 and 85 in '05).

• Tech's 16 sacks are tied for its second-most through eight games since 2010 and tied for its seventh-most through eight contests since 2000.

GEORGIA TECH'S MOST SACKS THROUGH 8 GAMES (SINCE 2000)

Year	Sacks
2007	29
2006	22
2005	21
2008	21
2020	17
2022	16
2011	16

• Georgia Tech recorded at least three sacks in each of its first two games of the season (three vs. Clemson on Sept. 5, four vs. Western Carolina on Sept. 10), which marked the first time since the second and third games of the 2017 season that Tech has had three or more sacks in back-to-back games (five vs. Jacksonville State, three vs. Pitt).

• Georgia Tech held Duke (Oct. 8) to season lows for points (20 - prev.: 27 at Kansas – Sept. 24) and yards (278 - prev.: 377 vs. Virginia – Oct. 1). Duke's points and yards were 15 and 166.2 below what it had averaged going into the game, respectively.

• Georgia Tech limited Pitt, which entered the game averaging 36 points and 419 yards per game, to just seven points and 244 yards through the first 56 minutes of the game (Pitt put together inconsequential touchdown drives of 99 and 68 yards in the final four minutes of the contest).

• The previous week against UCF (Sept. 24), Georgia Tech's defense limited UCF's high-powered offense to just 333 yards, which was 198 yards fewer than the Knights were previously averaging this season. UCF's 532.3 yards per game ranked sixth nationally going into the game.

• UCF's 4.6 yards per play was its lowest yards-per-play average in any game under head coach Guz Malzahn, who took the helm at UCF prior to the 2021 season.

• Playing on just four days' rest following its season opener against No. 4 Clemson on Labor Day night, Tech allowed Western Carolina to score touchdowns on each of its first two possessions, but rallied to keep WCU out of the end zone for the final 50:37 of the Yellow Jackets' 35-17 win (Sept. 10).

• Tech only allowed Western Carolina to cross midfield three times in its final 11 possessions. The Catamounts only got inside the Yellow Jackets' 35 yard line once during those final 11 possessions.

• Tech's defense forced four turnovers, a turnover on downs and three punts while surrendering only a fourth-quarter field goal over WCU's final 11 possessions.

• Georgia Tech's three interceptions against WCU were its most in a game since it had three in a 38-28 win at North Carolina on Nov. 3, 2018.

• Georgia Tech's defense turned in a solid performance in the season opener against No. 4 Clemson (Sept. 5), especially for the first two-and-a-half quarters of the game.

• Tech's defense forced five punts (including four three-and-outs) and a turnover on the Clemson's first eight possessions. The Tigers averaged just 18.5 yards per possession over those first eight series.

• The Yellow Jackets also limited Clemson to just four plays of 20 or more yards and none longer than 29 yards. Over the last six games of last season, Tech opponents averaged 7.2 offensive plays of 20-plus yards and 3.3 plays of 30-plus yards per contest.

INDIVIDUAL

• Sixth-year Sr. LB **Ayinde Eley** is putting together a historic campaign through eight games this season.

• Eley has compiled 82 tackles, 9.5 tackles for loss, 3.5 sacks, three forced fumbles and two fumble recoveries through eight games this season.

• Eley ranks among the nation's top 35 and the ACC's top five in four different individual statistical categories.

AYINDE ELEY STATISTICAL RANKINGS

FBS/ACC (2022)

Category	No.	FBS	ACC
Forced Fumbles	.38/gm	t-5th	t-1st
Fumbles Recovered	2	t-8th	t-2nd
Total Tackles	10.2/gm	t-11th	3rd
Solo Tackles	5.0/gm	t-35th	5th

• Perhaps most remarkably, Eley is the first NCAA Division I FBS player since at least 2000 with as many as 82 tackles, 9.5 tackles for loss, 3.5 sacks, three forced fumbles and two fumble recoveries through his team's first eight games of the season.

82 TOTAL TACKLES/9.5 TACKLES FOR LOSS/ 3.5 SACKS/3 FORCED FUMBLES/ 2 FUMBLE RECOVERIES THROUGH 8 GAMES (NCAA DIVISION I FBS, SINCE 2000)

Player	Team	TT/TFL/Sacks/FF/FR	Year
Ayinde Eley	Ga. Tech	82/9.5/3.5/3/2	2022

• Over the last 23 seasons, the next-fastest player to reach that stat line that Eley has put together in seven games this season was Virginia's Micah Kiser, who did it in nine games in 2016.

• Eley has led Georgia Tech in tackles six times in eight games this season and 10 times in 19 games since he joined the Yellow Jackets prior to last season.

• Eley has also tallied at least 10 tackles in a game nine times in his 19 games as a Yellow Jacket.

• Since the beginning of the 2021 season, only one player in the ACC has more games with double-digit tackles than Eley's nine (Nick Jackson, Virginia - 12).

AYINDE ELEY DOUBLE-DIGIT TACKLES (GT CAREER)

TKL	Opponent	Date
1.	16	Virginia Tech*
2.	14	No. 24 Pitt*
	14	Duke*
4.	12	No. 20/17 Ole Miss*
5.	11	Florida State
	11	No. 4 Clemson*
	11	Northern Illinois*
8.	10	UCF*
	10	Kennesaw State*

* led Georgia Tech in tackles

• Only five times this season has an NCAA Division I FBS player registered at least 12 tackles, 2.5 tackles for loss, a sack and a forced fumble in a single game — Eley has done it twice.

12 TOTAL TACKLES/2.5 TACKLES FOR LOSS/1 SACK/ 1 FORCED FUMBLE IN A GAME (NCAA DIVISION I FBS, 2022)

Player	Team	TT/TFL/S/FF	Opp.	Date
Junior Fehoko	San Jose St.	12/5.5/2.0/1	Nevada	10/29
Anfernee Orji	Vanderbilt	12/2.5/1/1	Missouri	10/22
Ayinde Eley	Ga. Tech	14/2.5/1/1	Pitt	10/1
Ayinde Eley	Ga. Tech	12/3/1/1	Ole Miss	9/17
Daiyan Henley	Wash. St.	13/3/3/2	Colorado St.	9/17

• In the Yellow Jackets' season opener against No. 4 Clemson (Sept. 5), Eley had a game-high 11 tackles and forced and recovered a fumble to thwart a Clemson scoring opportunity in the first quarter, making him one of only 10 student-athletes in all of NCAA Division I FBS that has registered at least 11 tackles, a forced fumble and a fumble recovery in a single game this season.

DEFENSE

**11 TOTAL TACKLES/1 FORCED FUMBLE/
 1 FUMBLE RECOVERY IN A GAME
 (NCAA DIVISION I FBS, 2022)**

Player	Team	TT/FF/FR	Opp.	Date
Jackson Mitchell	UConn	16/1/1	Utah St.	8/27
Dax Hollifield	Va. Tech	11/1/2	Old Dominion	9/2
Ayinde Eley	Ga. Tech	11/1/1	Clemson	9/5
Billy Bowman	Oklahoma	11/1/2	Kent State	9/10
Kenny Logan, Jr.	Kansas	12/1/1	TCU	10/8
Zaire Barnes	W. Mich.	13/1/1	Ohio	10/15
Anfernee Orji	Vanderbilt	12/1/1	Missouri	10/22
Isalah King	Buffalo	11/1/1	Toledo	10/22
Henry Blackburn	Colorado St.	14/1/1	Boise St.	10/29
Jackson Mitchell	UConn	12/1/1	Boston Col.	10/29

• Sr. LB **Charlie Thomas** has also had a historic start to the 2022 season, especially considering he has missed more than six quarters of action due to being disqualified from the season opener vs. No. 4 Clemson (Sept. 5) due to a third-quarter targeting penalty, then being forced to sit out the first half of the Yellow Jackets' game against Western Carolina (Sept. 10) as a result of the penalty, being disqualified once again due to a targeting call early in the fourth quarter at UCF (Sept. 24) and sitting out the first half at No. 24 Pitt (Oct. 1).

• Despite his limited playing time, Thomas has racked up 70 tackles, 8.0 tackles for loss, a sack, two interceptions, two fumble recoveries and a forced fumble.

• Thomas ranks among the nation's top 50 and the ACC's top four in four individual statistical categories.

**CHARLIE THOMAS STATISTICAL RANKINGS
 FBS/ACC (2022)**

Category	No.	FBS	ACC
Solo Tackles	5.9/gm	t-5th	t-2nd
Fumbles Recovered	2	t-8th	t-2nd
Total Tackles	8.8/gm	t-40th	t-4th
Interceptions	2	t-49th	t-4th

• Thomas is the only NCAA Division I FBS player this season and one of only three FBS players since 2000 with as many as 70 tackles, 8.5 tackles for loss, a sack, two interceptions, two fumbles recovered and a forced fumble through his team's first eight games of the season.

**70 TOTAL TACKLES/8.0 TACKLES FOR LOSS/1 SACK
 2 INTERCEPTIONS, 2 FUMBLE RECOVERIES/1
 FORCED FUMBLE THROUGH 8 GAMES
 (NCAA DIVISION I FBS, SINCE 2000)**

Player	Team	TT/TFL/Sacks/INT/FR/FF	Year
Charlie Thomas	Ga. Tech	70/8.0/1.0/2/2/1	2022
Gionnui Paul	Utah	75/10.0/1.0/2/2/2	2015
Paul Dawson	TCU	91/12.0/4.0/3/3/2	2014

• Despite playing only the second half at No. 24 Pitt (Oct. 1), Thomas recorded seven tackles, a fumble recovery (which he returned 43 yards to set up a Georgia Tech field goal) and an interception (which led to another GT FG).

• Thomas is one of only four Georgia Tech players since 2000 with a fumble recovery and an interception in the same game.

**FUMBLE RECOVERY AND INT IN SAME GAME
 (GEORGIA TECH, SINCE 2000)**

Player	Opponent	Date
Quayshawn Nealy	Syracuse	Oct. 19, 2013
Quayshawn Nealy	at NC State	Nov. 8, 2014
Bruce Jordan-Swilling	at Virginia	Nov. 4, 2017
Charlie Thomas	at No. 24 Pitt	Oct. 1, 2022
LaMiles Brooks	Virginia	Oct. 20, 2022

• Despite playing only the second half against Western Carolina, Thomas is the only Georgia Tech player and one of just 17 ACC players since 2000 with at least eight tackles, two TFL, a sack and an interception in a single game.

**8 TOTAL TACKLES/2 TFL/1 SACK/1 INT IN A GAME
 (ACC, SINCE 2000)**

Player	Team	TT/TFL/ Sack/INT	Opp.	Date
Brandon Johnson	Duke	9/2/2/1	Miami	10/22/22
Charlie Thomas	Ga. Tech	8/2/1/1	W. Carolina	9/10/22
Drake Thomas	NC State	8/2.5/1/1	Syracuse	11/20/21
Ty Schwab	BC	12/2.5/1/1	Florida St.	10/27/17
Trumaine Washington	Louisville	12/4/1/1	Syracuse	11/7/15
Telvin Smith	Florida St.	8/2/1/1	Duke	12/7/13
Xavier Brewer	Clemson	13/3/1/1	S. Carolina	11/24/12
Zach Brown	N. Carolina	9/2.5/1/1	Wake Forest	10/29/11
Quan Sturdivant	N. Carolina	12/2/1/1	Tennessee	12/30/10
Da'Quan Bowers	Clemson	9/2/1/1	Florida St.	11/13/10
Micanor Regis	Miami	9/2/1/1	Duke	10/16/10
Audie Cole	NC State	12/3.5/1/1	UCF	9/11/10
Nate Collins	Virginia	9/2/1/1	Maryland	10/17/09
Robert Francois	BC	10/2.5/1/1	Maryland	11/29/08
Mark Paschal	N. Carolina	12/2/1/1	Va. Tech	9/20/08
Brett Warren	Va. Tech	11/3/1/1	Duke	10/13/07
Purnell Sturdivant	Va. Tech	8/2.5/2/2	W&M	9/22/07

• Thomas notched double-digit tackles in back-to-back games — Sept. 17 vs. No. 20/17 Ole Miss and Sept. 24 at UCF — to give him five career games with at least 10 stops, including three this season.

**CHARLIE THOMAS DOUBLE-DIGIT TACKLES
 (GT CAREER)**

TKL	Opponent	Date
1. 12	at No. 6 Clemson	Sept. 18, 2021
2. 10	at UCF	Sept. 24, 2022
10	No. 20/17 Ole Miss	Sept. 17, 2022
10	No. 4 Clemson	Sept. 5, 2022
10	at Duke	Oct. 9, 2021

• Last Saturday, Thomas returned a Florida State fumble 71 yards to set up a field goal that gave Georgia Tech an early 3-0 lead. It was the third-longest fumble return in Georgia Tech history (since fumble returns became an official NCAA statistic in 1992).

LONGEST FUMBLE RETURNS (GT HISTORY*)

Player	Yds.	Opponent	Date
1. Zamari Walton	93 (TD)	Notre Dame	Oct. 31, 2020
2. Kofi Smith	90 (TD)	Wake Forest	Nov. 21, 1998
3. Charlie Thomas	71	Florida St.	Oct. 29, 2022
4. Jordan Domineck	70 (TD)	Kennesaw St.	Sept. 11, 2021
5. Jimmy Clements	60 (TD)	Duke	Sept. 26, 1996

* since fumble returns became an official NCAA stat in 1992

• In its 26-21 win at No. 24 Pitt (Oct. 1), Georgia Tech limited Pitt to just 105 total yards and forced three turnovers in the Panthers' first five second-half possessions with Thomas on the field, which helped the Yellow Jackets turn a 7-6 halftime deficit into a commanding 19-7 lead early in the fourth quarter.

• At UCF (Sept. 24), the Knights scored just 16 points through 49 minutes with Thomas on the field, but scored 11 points in the final 11 minutes of the game after Thomas was disqualified due to a targeting call.

• Clemson, who scored just 14 points in 39 minutes prior to Thomas' disqualification in the season opener (Sept. 5), scored 27 points in 21 minutes after Thomas left the game.

• With four career interceptions, Thomas is one of only four Georgia Tech linebackers with as many as four INT since 2000, joining Brant Mitchell (4 - 2015-18), Quayshawn Nealy (8 - 2011-14) and Philip Wheeler (4 - 2005-07).

• Against Virginia (Oct. 20), So. DB **LaMiles Brooks** joined Thomas as one of the four Georgia Tech players since 2000 with a fumble recovery and an interception in the same game. Brooks recorded his first-career fumble recovery and returned the second interception of his career 37 yards for a touchdown, all in the first quarter vs. UVA.

• At the time, Brooks became the only NCAA Division I FBS player with nine tackles, a fumble recovery and an interception return for a touchdown in a game this season, although the feat was matched two days later by Duke's Brandon Johnson. Brooks remains one of only five ACC players and 15 FBS players since 2000 to accomplish the feat.

**9 TACKLES/1 FR, 1 INT RETURN FOR TD IN A GAME
 (FBS, SINCE 2000)**

Player	Team	TT/FR/INT	Ret TD	Opp.	Date
Brandon Johnson	Duke	9/1/1		Miami	10/22/22
LaMiles Brooks	Ga. Tech	9/1/1		Virginia	10/20/22
Gavin Potter	Kansas	10/1/1		W. Virginia	11/27/21
J'ayir Brown	Penn St.	9/1/1		Maryland	11/6/21
Trey Sterling	Okla. St.	9/2/1		Texas Tech	11/28/20
Jalen Catalon	Arkansas	9/1/1		Ole Miss	10/17/20
Chase Hansen	Utah	12/1/1		N. Illinois	9/8/18
B. Jordan-Swilling	Ga. Tech	11/1/1		Virginia	11/4/17
Dorian O'Daniel	Clemson	10/1/1		Va. Tech	9/30/17
Calvin Munson	S. Diego St.	11/1/2		San Diego	9/5/15
Durrell Eskridge	Syracuse	9/1/1		Notre Dame	9/27/14
Jeremy Timpf	Army	14/1/1		Yale	9/27/14
Taylor Reed	SMU	9/1/1		Fresno St.	12/24/12
Antonio Fenelus	Wisconsin	9/1/1		Purdue	11/6/10
Patrick Chung	Oregon	9/1/1		Arizona	11/15/08

• Brooks notched the first interception of his collegiate career at UCF (Sept. 24).

• According to *Pro Football Focus*, Brooks is the No. 7-ranked safety nationally, with an overall defensive grade of 85.4 (*Grades from 80-89 are considered all-conference level in PFF's grading scale*).

• PFF particularly lauds Brooks for his pass coverage skill, which is graded at 88.5, good for eighth nationally among safeties.

• Georgia Tech has received the much-anticipated services of a healthy **Keion White** this season, as the r-Sr. DL is tied for 13th in the ACC and 84th nationally with four sacks this season (0.50/gm).

• White's presence around the line of scrimmage has been felt in the run game as well, as *Pro Football Focus* currently ranks him 16th nationally among defensive ends with a run-defense grade of 83.2 (*Grades from 80-89 are considered all-conference level in PFF's grading scale*).

• White, who was limited to just four games and four total tackles due to an injury last season, tied for 10th in NCAA Division I FBS with 19 tackles for loss at Old Dominion in 2019.

• White had 2.0 sacks in his first extensive playing time with the Yellow Jackets in the season opener against Clemson (Sept. 5). He became one of only three Yellow Jackets to record two or more sacks in a game since the beginning of last season (Thomas - 2.5 and **Kyle Kennard** - 2.0 vs. North Carolina, 9/25/2021 at Mercedes-Benz Stadium).

• White represented Georgia Tech on *The Athletic's* Bruce Feldman's annual "Freaks List" this season due to the 6-5, 286-pounder's ability to run at 21 miles per hour and bench press 225 pounds 38 times, along with a 32-inch vertical jump.

• Making only the third start of his career, true Fr. **Clayton Powell-Lee** registered a team-high 14 tackles last Saturday at Florida State.

DEFENSE

- Powell-Lee's 14 tackles at FSU were the most by an ACC freshman, tied for the most by an ACC defensive back (prev.: Duke's Darius Joiner vs. Northwestern — Sept. 10) and tied for the second-most by any ACC player (behind only Syracuse LB Mikel Jones - 15 vs. Notre Dame — last Saturday) this season.
- Powell-Lee's 14 tackles at FSU were the most in a game by a Georgia Tech defensive back since Isaiah Johnson had 14 stops at Pitt in 2014.
- Powell-Lee's 14 stops against the Sminoles are also the most by a Yellow Jackets true freshman since at least 2000.
- Powell-Lee recorded the first fumble recovery of his collegiate career at No. 24 Pitt (Oct. 1), then made his first-career start at free safety the following week versus Duke (Oct. 8).
- Powell-Lee is the only true freshman that has made a start for the Yellow Jackets this season.
- In his first-career start vs. Duke, Powell-Lee recorded eight tackles, which was good for second on the team.
- According to *Pro Football Focus*, Powell-Lee is the No. 2-ranked safety in the nation against the run, with a lofty run defense grade of 89.5 (*Grades from 80-89 are considered all-conference level in PFF's grading scale*)
- r-Fr. DL **Jason Moore** recorded the first forced fumble of his career last Saturday at Florida State.
- Moore's forced fumble at FSU was recovered by So. DL **Noah Collins**, which was the first fumble recovery of his career.
- r-Fr. DB **Ahmari Harvey** recorded the first fumble recovery of his collegiate career vs. Virginia (Oct. 20).
- So. LB **Treniyas Tatum** and So. DB **Kaleb Edwards** both recorded the first forced fumbles of their collegiate careers against UVA.
- r-Jr. DB **Jaylon King** recorded the first forced fumble of his collegiate career at No. 24 Pitt (Oct. 1).
- King recorded the first interception of his collegiate career against No. 20/17 Ole Miss (Sept. 17).
- r-Jr. DBs **Derrick Allen** and **Myles Sims** both recorded the first interceptions of their collegiate careers against Western Carolina (Sept. 10).
- In all, eight defensive players that have played at least 125 snaps for Georgia Tech this season have above average overall defensive grades for the season from *Pro Football Focus* — DB **LaMiles Brooks** (85.4), DL **Keion White** (74.4), DL **D'Quan Douse** (73.7), DB **Zamari Walton** (72.8), LB **Charlie Thomas** (70.7), DB **Clayton Powell-Lee** (70.2), DB **Myles Sims** (69.9), DL **Sylvain Yondjouen** (68.1). (*Grades from 68-78 are considered above average in PFF's grading scale*)

GEORGIA TECH COACHES ON GAMEDAY

ON THE FIELD

Interim Head Coach

Brent Key — Fourth season (Georgia Tech, 2001)

Asst. Head Coach (Def./)Defensive Run Game Coordinator:

David Turner — First season (Davidson, 1985)

Offensive Coordinator/Tight Ends:

Chip Long — First season (North Alabama, 2005)

Defensive Coordinator/Linebackers:

Andrew Thacker — Fourth season (Furman, 2007)

Defensive Coordinator/Linebackers:

Travares Tillman — First season (Georgia Tech, 2010)

Wide Receivers:

Del Alexander — First season (Southern California, 1995)

Defensive Line:

Larry Knight — Fourth season (Central Michigan, 2010)

Quarterbacks:

Chris Weinke — First season (Florida State, 2000)

IN THE BOOTH

Linebackers/Special Teams Coordinator:

Jason Semore — First season (Adams State, 2005)

Running Backs:

Donald Hill-Eley — First season (Virginia Union, 1990)

SPECIAL TEAMS

• Since taking over as Georgia Tech's primary place kicker four games ago (Oct. 1 vs. Pitt), So. **Gavin Stewart** is a perfect 9-for-9 on field goal attempts.

• Stewart is only the third Georgia Tech kicker since 2000 to make each of his first nine field goal attempts of the season, joining Wesley Wells (2018) and Scott Blair (2000).

• No Georgia Tech kicker in the past 40 seasons (since at least 1982) has made his first 10 field goal attempts of a season.

• Stewart has scored 31 of Georgia Tech's 71 points over the past four games (Oct. 1 at Pitt, Oct. 8 vs. Duke, Oct. 20 vs. Virginia and last Saturday at Florida State).

• In the first extensive action of his career as a place kicker, Stewart was named ACC Specialist of the Week following his 4-for-4 performance at No. 24 Pitt.

• Stewart, who had only attempted four field goals in his career going into the Pitt game (2-for-4), made a career-high four field goals from 37, 33, 40 and 30 yards (prev.: 2 at NC State – Dec. 5, 2020). He accounted for 14 total points (including two PAT) in the 26-21 win victory.

• Stewart's four field goals made against Pitt were the most in a game by a Georgia Tech kicker since Wesley Wells made four, including the overtime game-winner, in a 30-27 win over Virginia on Nov. 17, 2018, and the most by a Yellow Jacket in a regulation game since current Kansas City Chiefs PK Harrison Butker made four in Tech's 33-18 win over Kentucky in the 2016 TaxSlayer Bowl (Dec. 31, 2016).

• Stewart is only the ninth player in Georgia Tech history to make as many as four field goals in a game.

MOST FIELD GOALS MADE IN A GAME - GT HISTORY

Player	FGM	Opponent	Year
1. Ron Rice	5	The Citadel	1982
2. Gavin Stewart	4	Pitt	2022
Wesley Wells	4	Virginia	2018
Harrison Butker	4	Kentucky	2016
Scott Blair	4	Clemson	2009
Travis Bell	4	Notre Dame	2007
Luke Manget	4	Clemson	2001
Scott Sisson	4	Florida State	1992
Cam Bonifay	4	Navy	1973

• Stewart made field goals from 22 and 23 yards in regulation, then knocked home the game-winner from 37 yards in overtime against Duke.

• Stewart is one of only the three Georgia Tech kickers since 2000 to make his first eight field goal attempts of a season, joining Wesley Wells (made his first nine attempts in 2018) and Scott Blair (nine in 2010).

• Stewart has also picked up right where he left off in 2021 by forcing touchbacks on 15 of his 26 kickoffs in six games this season.

• Last season, Stewart put 36 of his 52 kickoffs into the end zone for touchbacks last season, while nine others were fair-caught and only seven were returned.

• Following Stewart's successful onside kick attempt to open the second half last Saturday at Florida State (recovered by Fr. DB **Rodney Shelley**), Georgia Tech has now recovered an astounding six onside kick attempts in a row, dating back to 2020.

• Prior to Stewart's successful attempt last week, PK **Jude Kelley** converted five onside kicks in a row for Georgia Tech, including 3-for-3 last season.

• Kelley is a perfect 5-for-5 for his career on onside kick attempts.

• Kelley's 45-yard field goal against Clemson (Sept. 5) was a career long, surpassing his 32-yard game-winner against Florida State as a true freshman in 2020, and the longest by a Georgia Tech kicker since Wesley Wells' 48-yarder vs. Virginia on Nov. 17, 2018.

• Through eight games as a sophomore (and just 20 games of American football games in his life), So. P **David Shanan** ranks third in the ACC and 32nd nationally in punting at 43.5 yards per punt this season.

• After ranking last in the ACC and 121st nationally in punt returns last season, Georgia Tech is off to an encouraging start in the return game in 2022.

• Through eight games, Tech ranks 25th nationally in punt returns (11.00 avg.).

• Individually, So. **Nate McCollum's** 12.8-yard punt return average would lead the ACC and rank seventh nationally if he met the minimum number of returns to be included in the official NCAA and ACC rankings (1.2 returns per game are needed for NCAA and 1.0 for ACC; McCollum currently averages 0.8 returns per game).

• Sr. **Hassan Hall's** 25.0-yard kickoff return average would rank fourth in the ACC and 17th nationally if he met the minimum number of returns to be included in the official NCAA rankings (1.2 returns per game are needed for NCAA and 1.0 for ACC; Hall currently averages 0.8 returns per game).

• On Oct. 20 versus Virginia, Georgia Tech blocked two kicks (field goal by So. DL **Zeke Biggers** and punt by r-Fr. RB **Daylon Gordon**) in a game for the first time since the 2013 Music City Bowl vs. Ole Miss (Dec. 30, 2013) and only the 10th time in school history.

MOST BLOCKED KICKS IN A GAME (GT HISTORY)

No.	Opponent	Kick Type	Date
2	Virginia	FG/Punt	Oct. 20, 2022
2	Ole Miss	FG/PAT	Dec. 30, 2012
2	UConn	Punt/Punt	Nov. 13, 2004
2	Boston College	FG/FG	Sept. 14, 1991
2	Georgia	FG/FG	Nov. 27, 1975
2	Auburn	FG/FG	Oct. 18, 1969
2	Notre Dame	PAT/PAT	Nov. 18, 1967
2	Tulane	Punt/Punt	Oct. 28, 1961
2	Rice	Punt/PAT	Sept. 24, 1960
2	Tulane	Punt/PAT	Oct. 26, 1957

• Georgia Tech is tied for sixth nationally and second in the ACC with three blocked kicks this season.

• Tech has blocked seven kicks in the last 37 games.

• Prior to blocking seven kicks in the past 37 games, Georgia Tech had gone 21 games between block kicks.

• Georgia Tech has blocked 26 kicks since the beginning of the 2013 season, which is tied for the sixth-most by an NCAA Division I FBS team during that span.

MOST BLOCKED KICKS SINCE 2013 (FBS)

Temple	34
Oklahoma State	28
North Texas	27
Texas A&M	27
Indiana	27
Georgia Tech	26
Air Force	26
Rutgers	26
BYU	25
Northern Illinois	24
USC	24
Arkansas State	23
Virginia Tech	22



MISCELLANEOUS

• Interim head coach **Brent Key** is the fifth Georgia Tech alumnus to ever serve as the Yellow Jackets' football head coach, joining William Alexander (1920-44), Bill Fulcher (1972-73), Pepper Rodgers (1974-79) and Bill Curry (1980-86).

• Of the 12 men that have served as Georgia Tech's head coach for more than one game since Bobby Dodd took the reins in 1945, Key is one of only four that won his first two games at the helm of the Jackets, joining Bud Carson (1967), Chan Gailey (2002) and Paul Johnson (2009).

• Key became the second coach in Georgia Tech history to ever defeat a ranked opponent in his first game as the Yellow Jackets' head coach when Tech knocked off No. 24 Pitt, 26-21, on Oct. 1.

• Tech head coaches were previously 1-4 when facing nationally ranked teams in their GT debuts (Bill Fulcher – L, 34-3 vs. No. 15 Tennessee – 1972; Pepper Rodgers – L, 31-7 vs. No. 2 Notre Dame – 1974; Bill Curry – L, 26-3 vs. No. 2 Alabama – 1980; Mac McWhorter – W, 24-14 vs. No. 11 Stanford – 2001 Seattle Bowl; Geoff Collins – L, 52-14 vs. No. 1 Clemson – 2019).

• Through eight games this season, Georgia Tech ranks second in the ACC and fourth nationally in turnover margin at plus-12 (1.50/gm). The Yellow Jackets are sixth nationally in fewest giveaways (6) and seventh nationally in takeaways (18).

• As is often the case, turnover margin has been a strong indicator of whether Georgia Tech wins or loses over the past three seasons. In their nine wins since the beginning of the 2020 campaign, the Yellow Jackets have won the turnover battle in eight of nine games and are plus-17 overall in turnover margin. On the flip side, Tech has lost the turnover battle in 14 of its 21 defeats since the beginning of 2020 and is minus-16 overall in turnover margin in those 21 losses.

• Georgia Tech fields one of the nation's youngest teams in 2022, as 79.4% of its roster is comprised of underclassmen, which is the highest percentage among Power Five conference teams and the second-highest overall in NCAA Division I FBS (credit: *University of Colorado*).

PERCENTAGE OF UNDERCLASSMEN — FBS, 2022

School	Roster Size	Underclassmen No.	(Fr., So.)	Pct.
1) Wyoming	114	96	(58, 38)	84.2
2) Georgia Tech	117	93	(60, 33)	79.4
3) Old Dominion	111	88	(53, 35)	79.3
4) Colorado	115	90	(60, 30)	78.3
5) Oregon	126	96	(53, 43)	76.2
6) Utah	115	86	(54, 32)	74.8
7) Ball State	112	83	(60, 23)	74.1
8) New Mexico	115	84	(49, 34)	73.0
9) Nebraska	151	110	(71, 39)	72.8
10) Florida State	118	85	(45, 40)	72.0

• One of the nation's youngest rosters faces one of the nation's toughest schedules in 2022.

• To date, Georgia Tech has faced the nation's fifth-most difficult schedule this season, according to the NCAA's official strength-of-schedule rankings.

NATION'S MOST DIFFICULT SCHEDULES — FBS, 2022 (THROUGH OCT. 30)

Team	Opp. W-L	Opp. Win%
1) Auburn	64-26	.711
2) Indiana	61-28	.685
3) Colorado	59-29	.670
4) Vanderbilt	60-31	.659
5) Georgia Tech	58-31	.652
6) Iowa State	57-31	.648
Georgia	57-31	.648
Texas	57-31	.648
9) Kentucky	58-32	.644
10) Wake Forest	56-31	.644

• Six of Georgia Tech's seven FBS opponents so far this season have a winning record, including 8-0 Clemson, 8-1 Ole Miss and 6-2 UCF.

• Three of Georgia Tech's first seven opponents were nationally ranked at the time of the game (No. 6 Clemson, No. 20/17 Ole Miss and No. 24 Pitt).

• Georgia Tech's ultra-challenging slate in 2022 comes on the heels of facing the nation's most difficult schedule in 2021.

NATION'S MOST DIFFICULT SCHEDULES — 2021

Team	Opp. W-L	Opp. Avg. W-L	Opp. Win%
Georgia Tech	99-56	8.3-4.7	.638
Texas	96-60	8.0-4.0	.615
Auburn	102-63	7.9-5.0	.613
Kansas	94-60	7.2-4.6	.610
Arkansas	90-75	6.9-5.8	.545

• Georgia Tech ranks 21st in NCAA Division I FBS history with 747 all-time victories.

ALL-TIME WINS — NCAA DIVISION I FBS

Wins	Team
1. 984	Michigan
2. 950	Ohio State
3. 948	Alabama
4. 934	Notre Dame
5. 933	Texas
933	Oklahoma
7. 915	Penn State
8. 911	Nebraska
9. 864	Tennessee
10. 863	USC
11. 861	Georgia
12. 829	LSU
13. 790	Auburn
14. 786	Clemson
15. 770	West Virginia
16. 769	Texas A&M
17. 765	Virginia Tech
18. 755	Washington
19. 753	Pittsburgh
20. 749	Florida
21. 747	Georgia Tech

• Since the beginning of the 2016 season, Georgia Tech has played games in seven different National Football League stadiums (Mercedes-Benz Stadium - Atlanta, Ford Field - Detroit, TIAA Bank Field - Jacksonville, Hard Rock Stadium - Miami, Lincoln Financial Field - Philadelphia, Heinz Field - Pittsburgh and Raymond James Stadium - Tampa Bay), which is tied for the fourth-most NFL stadiums that any college football team has played in during that span.

MOST NFL STADIUMS PLAYED IN BY COLLEGE FOOTBALL TEAMS (SINCE 2016)

10^ – Notre Dame – Arizona, Carolina, Chicago, Dallas, Jacksonville, Las Vegas, Los Angeles (Coliseum), Miami, New York, Pittsburgh

8 – Clemson – Arizona, Atlanta, Carolina, Dallas, New Orleans, Pittsburgh, San Francisco, Tampa Bay

8 – Wisconsin – Carolina, Chicago, Dallas, Green Bay, Indianapolis, Las Vegas, Miami, Tampa Bay

7 – GEORGIA TECH – Atlanta, Detroit, Jacksonville, Miami, Philadelphia, Pittsburgh, Tampa Bay

7 – BYU – Arizona, New England, Las Vegas, New Orleans, San Diego, Tampa Bay, Washington

7 – Alabama – Atlanta, Dallas, Indianapolis, Miami, New Orleans, San Francisco, Tampa Bay

6 – Texas A&M – Carolina, Dallas, Denver, Houston, Jacksonville, Miami

6 – Georgia – Atlanta, Carolina, Indianapolis, Jacksonville, New Orleans, Miami

^ Notre Dame will add Baltimore in 2022

• Thirteen Georgia Tech football student-athletes have already achieved the goal of earning a bachelor's degree — DB **Kenny Bennett**, LB **Ayinde Eley**, RB **Hassan Hall**, TE **Peje' Harris**, WR **E.J. Jenkins**, LS **Cade Long**, OL **Michael Maye**, RB **Dylan McDuffie**, QB **Taisun Phommachanh**, DB **Myles Sims**, LB **Charlie Thomas**, DB **K.J. Wallace** and DL **Keion White**.

2022 HONORS AND AWARDS

IN-SEASON

ACC Running Back of the Week

Sr. RB Hassan Hall (Oct. 1 vs. Pitt)

ACC Linebacker of the Week

Sr. LB Charlie Thomas (Oct. 1 vs. Pitt)

ACC Specialist of the Week

So. PK Gavin Stewart (Oct. 1 vs. Pitt)

PRESEASON

Johnny Unitas Golden Arm Award Watch List (Quarterback)

So. QB Jeff Sims

Doak Walker Award Watch List (Running Back)

Sr. RB Hassan Hall
r-Jr. RB Dontae Smith

Campbell Trophy Watch List (Scholar-Athlete)

Jr. TE Dylan Leonard

Wuerffel Trophy Watch List (Community Service)

r-Jr. DB Myles Sims

AFCA Good Works Team Nominee (Community Service)

r-Jr. DB Myles Sims

Senior Bowl Watch List

Sr. LB Charlie Thomas
r-Sr. DL Keion White

DEPTH CHART

OFFENSE (Spread Pro-Style)

QUARTERBACK

- 10 **JEFF SIMS**.....6-4219... So.
- 14 Zach Pyron.....6-3 213... Fr.
- 15 Zach Gibson.....6-3 211... r-So.
- or 17 Taisun Phommachanh...6-3 208... r-So.

RUNNING BACK

- 3 **HASSAN HALL**6-0196... Sr.
- or 4 **DONTAE SMITH**.....5-11 ..203... r-Jr.
- or 6 **DYLAN McDUFFIE**6-0217... r-Jr.

WIDE RECEIVER

- 0 **E.J. JENKINS**6-7243... r-Sr.
- 11 Ryan King6-3 214... So.
- or 9 Avery Boyd.....6-2 230... So.

WIDE RECEIVER

- 8 **NATE McCOLLUM**.....5-11 ..184... So.
- 12 Malik Rutherford.....5-9 155... r-Fr.

WIDE RECEIVER

- 7 **MALACHI CARTER**6-3192... Sr.
- 1 Leo Blackburn6-5 221... r-Fr.

TIGHT END

- 2 **DYLAN LEONARD**6-5238... Jr.
- 81 Luke Benson6-4 236... Jr.

LEFT TACKLE

- 55 **COREY ROBINSON II** 6-5294... r-Fr.
- 62 Cade Kootsouradis.....6-4 316... r-Fr.

LEFT GUARD

- 71 **PIERCE QUICK**6-5291... r-So.
- 60 Paula Vaipulu6-3 300... So.

CENTER

- 72 **WESTON FRANKLIN** ..6-4316... So.
- 79 William Lay III6-2 308... r-Sr.

RIGHT GUARD

- 67 **JOE FUSILE**6-6316... r-Fr.
- 57 Paul Tchio.....6-5 314... So.

RIGHT TACKLE

- 54 **JORDAN WILLIAMS** ..6-6312... So.
- 75 Jakiah Leftwich6-6 311... r-Fr.

DEFENSE (4-2-5)

DEFENSIVE END

- 6 **KEION WHITE**.....6-5286... r-Sr.
- 32 Sylvain Yondjouen6-4 257... Jr.
- or 27 Josh Robinson.....6-6 259... So.

DEFENSIVE TACKLE

- 8 **MAKIUS SCOTT**.....6-4295... So.
- 88 Zeek Biggers6-6 341... So.
- or 5 T.K. Chimedza6-3 335... r-Jr.

DEFENSIVE TACKLE

- 99 **D'QUAN DOUSE**.....6-2282... r-So.
- 97 Akelo Stone.....6-2 280... r-Fr.
- or 95 Jason Moore6-2 291... r-Fr.

DEFENSIVE END

- 9 **KYLE KENNARD**6-5240... So.
- 43 Noah Collins6-5 243... So.
- or 11 Kevin Harris.....6-4 241... r-So.

LINEBACKER (MAC)

- 2 **AYINDE ELEY**6-3233... r-Sr.
- 40 Trenilyas Tatum.....6-2 216... So.

LINEBACKER (MONEY)

- 1 **CHARLIE THOMAS**6-2207... Sr.
- 10 Taylor McCawley.....6-0 222... r-So.

NICKEL

- 16 **K.J. WALLACE**.....5-11 ..184... r-So.
- 25 Kenny Bennett.....6-3 194... r-Sr.

STRONG SAFETY

- 20 **LAMIRES BROOKS**6-2192... So.
- 4 Derrick Allen6-2 212... r-Jr.

FREE SAFETY

- 29 **CLAYTON POWELL-LEE**...6-2175... Fr.
- 23 Khari Gee.....6-2 202... r-Fr.

CORNERBACK

- 7 **ZAMARI WALTON**6-3185... r-Jr.
- 24 Kenan Johnson.....6-1 180... r-So.

CORNERBACK

- 0 **MYLES SIMS**6-3187... r-Jr.
- 3 Kenyatta Watson II6-1 185... r-So.
- or 18 Ahmari Harvey.....6-0 174... r-Fr.

SPECIALISTS

PLACE KICKER

- 88 **GAVIN STEWART**.....5-11 ..181... So.
- 87 Jude Kelley6-1 174... r-Fr.

PUNTER

- 43 **DAVID SHANAHAN**6-2201... So.
- 87 Jude Kelley6-1 174... r-Fr.

HOLDER

- 43 **DAVID SHANAHAN**6-2201... So.
- 16 Brody Rhodes.....6-1 191... r-Fr.

LONG SNAPPER

- 46 **HENRY FREER**.....6-0224... r-Fr.
- 52 Cade Long6-0 231... r-Jr.

KICKOFF RETURN

- 3 **HASSAN HALL**6-0196... Sr.
- 12 Malik Rutherford.....5-9 155... r-Fr.

PUNT RETURN

- 8 **NATE McCOLLUM**.....5-11 ..184... So.
- 12 Malik Rutherford.....5-9 155... r-Fr.

KICKOFFS

- 88 **GAVIN STEWART**.....5-11 ..181... So.
- 87 Jude Kelley6-1 174... r-Fr.

PRONUNCIATION GUIDE

Student-Athletes

2	AYINDE ELEY	eye-YIN-day EE-lee
3	HASSAN Hall	hah-SAHN
3	KENYATTA Watson II	ken-YOT-tuh
4	DONTAE Smith	DON-tay
5	T.K. CHIMEDZA	chih-MED-zuh
6	KEION White	KEY-on
7	ZAMARI Walton	zuh-MAR-ee
7	MALACHI Carter	MAL-uh-kye
8	MAKIUS Scott	muh-KYE-yus
9	Kyle KENNARD	ken-NARD
12	MALIK Rutherford	muh-LEEK
14	Zach PYRON	PYE-rin

15	SIRAD Bryant	sih-ROD
17	TAISUN PHOMMACHANH	tyson PUMA-chon
18	PEJE' Harris	P.J.
18	AHMARI Harvey	ah-MAR-ee
23	KHARI Gee	KAH-ree
24	KENAN Johnson	KEN-nin
30	TAMARII Jones-Cummings	tuh-MAR-ee
32	Sylvain YONDJOUEN	yun-JEW-in
33	Tyson MEIGUEZ	MEE-gezz
34	KHATAVIAN Franks	Kuh-TAV-ee-in
40	TRENILYAS Tatum	trin-NIL-yus
44	Kyle EFFORD	EE-ferd
57	Paul TCHIO	TEE-oh

60	Paula VAIPULLU	vie-PULL-low
62	Cade KOOTSOURADIS	KOOT-soar-AH-diss
67	Joe FUSILE	FEW-sill
75	JAKIAH Leftwich	juh-KYE-yuh
89	Ben POSTMA	POST-mah (long O)
97	AKELO Stone	uh-KEY-lo
99	D'Quan DOUSE	dowse

Coaches

Jason SEMORE	SEE-more
TRAVARES Tillman	truh-VAR-iss
Chris WEINKE	WENG-kee

2022 ROSTERS

ALPHABETICAL			NUMERICAL						
NO.	NAME	POS.	NO.	NAME	POS.	HT.	WT.	CLASS	HOMETOWN/HIGH SCHOOL (PREVIOUS COLLEGE)
52	R.J. Adams	OL	0	E.J. Jenkins	WR	6-7	243	r-Sr.	Fredricksburg, Va./Chancellor H.S. (South Carolina)
4	Derrick Allen	DB	0	Myles Sims	DB	6-3	187	r-Jr.	Atlanta, Ga./Westlake H.S. (Michigan)
25	Kenny Bennett	DB	1	Leo Blackburn	WR	6-5	221	r-Fr.	Atlanta, Ga./Westlake H.S.
81	Luke Benson	TE	1	Charlie Thomas	LB	6-3	207	Sr.	Thomasville, Ga./Thomasville H.S.
58	Brandon Best	OL	2	Dylan Leonard	TE	6-5	238	Jr.	Milton, Ga./Milton H.S.
88	Zeek Biggers	DL	2	Ayinde Eley	LB	6-3	233	r-Sr.	Olney, Md./Good Counsel H.S. (Maryland)
93	Aidan Birr	PK	3	Hassan Hall	RB	6-0	196	Sr.	Atlanta, Ga./Maynard Jackson H.S. (Louisville)
1	Leo Blackburn	WR	3	Kenyatta Watson II	DB	6-1	185	r-So.	Loganville, Ga./Grayson H.S. (Texas)
25	James BlackStrain	WR	4	Dontae Smith	RB	5-11	203	r-Jr.	Spring Hill, Tenn./Spring Hill H.S.
83	Stone Bonner	TE	4	Derrick Allen	DB	6-2	212	r-Jr.	Marietta, Ga./Lassiter H.S. (Notre Dame)
9	Avery Boyd	WR	5	T.K. Chimedza	DL	6-3	335	r-Jr.	Dacula, Ga./IMG Academy, Fla.
20	LaMiles Brooks	DB	6	Dylan McDuffie	RB	6-0	217	r-Jr.	Buffalo, N.Y./Sweet Home H.S. (Buffalo)
15	Sirad Bryant	DB	6	Keion White	DL	6-5	286	r-Sr.	Garner, N.C./Garner H.S. (Old Dominion)
53	Lucas Buffkin	LB	7	Malachi Carter	WR	6-3	192	Sr.	Lawrenceville, Ga./Mountain View H.S.
31	Christian Burkhalter	DL	7	Zamari Walton	DB	6-3	185	r-Jr.	Melbourne, Fla./Melbourne Central Catholic H.S.
49	Grey Carroll	DL	*7	Bryce Gowdy	WR	6-3	210	---	Deerfield Beach, Fla./Deerfield Beach H.S.
7	Malachi Carter	WR	8	Nate McCollum	WR	5-11	184	So.	McDonough, Ga./Dutchtown H.S.
5	T.K. Chimedza	DL	8	Makius Scott	DL	6-4	295	So.	Gainesville, Ga./Gainesville H.S. (South Carolina)
43	Noah Collins	DL	9	Avery Boyd	WR	6-2	230	So.	Tallahassee, Fla./Godby H.S.
48	Trent Davis	WR	9	Kyle Kennard	DL	6-5	240	So.	Atlanta, Ga./Riverwood H.S.
99	D'Quan Douse	DL	10	Taylor McCawley	LB	6-0	222	r-So.	Sharpsburg, Ga./East Coweta H.S.
22	Kaleb Edwards	DB	10	Jeff Sims	QB	6-4	219	So.	Jacksonville, Fla./Sandalwood H.S.
44	Kyle Eford	LB	11	Kevin Harris	DL	6-4	241	r-So.	Loganville, Ga./Grayson H.S. (Alabama)
2	Ayinde Eley	LB	11	Ryan King	WR	6-3	214	So.	Loganville, Ga./Grayson H.S.
23	Jamie Felix	RB	12	Malik Rutherford	WR	5-9	155	r-Fr.	Miami, Fla./Champagnat Catholic School
72	Weston Franklin	OL	12	Aidan Semo	ATH	6-3	204	Fr.	Tiger, Ga./Rabun Gap H.S.
34	Khatavian Franks	LB	13	D.J. Moore	WR	6-1	187	Fr.	Loganville, Ga./Archer H.S.
46	Henry Freer	LS	13	Eric Reed Jr.	DB	6-0	196	r-Fr.	Shreveport, La./Calvary Baptist Academy (Auburn)
67	Joe Fusile	OL	14	Jaylon King	DB	6-1	192	r-Jr.	La Vergne, Tenn./Ensworth H.S.
23	Khari Gee	DB	14	Zach Pyron	QB	6-3	213	Fr.	Pinson, Ala./Pinson Valley H.S.
74	Tyler Gibson	OL	15	Sirad Bryant	DB	6-2	208	r-Fr.	Cordele, Ga./Crisp County H.S.
15	Zach Gibson	QB	15	Zach Gibson	QB	6-3	211	r-So.	Alpharetta, Ga./Johns Creek H.S. (Akron)
33	Daylon Gordon	RB	16	Brody Rhodes	ATH	6-1	191	r-Fr.	Canton, Ga./Creekview H.S.
*7	Bryce Gowdy	WR	16	K.J. Wallace	DB	5-11	184	r-So.	Atlanta, Ga./Lovett School (Notre Dame)
76	Wing Green	OL	17	Taisun Phommachanh	QB	6-3	208	r-So.	Bridgeport, Conn./Avon Old Farms Prep (Clemson)
3	Hassan Hall	RB	18	Peje' Harris	TE	6-3	226	r-Jr.	Newnan, Ga./Newnan H.S.
11	Kevin Harris	DL	18	Ahmari Harvey	DB	6-0	174	r-Fr.	Tallahassee, Fla./Florida State Univ. School (Auburn)
18	Peje' Harris	TE	20	LaMiles Brooks	DB	6-2	192	So.	Jacksonville, Fla./Trinity Christian Academy
18	Ahmari Harvey	DB	20	Antonio Martin Jr.	RB	5-11	221	Fr.	Atlanta, Ga./Langston Hughes H.S.
31	Jamal Haynes	WR	21	Jalen Huff	DB	6-0	180	So.	Athens, Ga./Buford H.S.
42	Ben Hollerbach	DB	22	Kaleb Edwards	DB	6-0	222	So.	Dacula, Ga./Dacula H.S.
21	Jalen Huff	DB	22	Juju Lewis	WR	6-2	213	Fr.	Davie, Fla./Western H.S.
0	E.J. Jenkins	WR	23	Jamie Felix	RB	5-10	204	Fr.	Kingland, Ga./Camden County H.S.
24	Kenan Johnson	DB	23	Khari Gee	DB	6-2	202	r-Fr.	Atlanta, Ga./Woodward Academy (Notre Dame)
30	Tamarri Jones-Cummings	DB	24	Kenan Johnson	DB	6-1	180	r-So.	Minneola, Fla./Lake Minneola H.S.
87	Jude Kelley	PK	25	Kenny Bennett	DB	6-3	194	r-Sr.	Philadelphia, Pa./Academy at Palumbo (Maryland)
9	Kyle Kennard	DL	25	James BlackStrain	WR	6-2	188	r-Fr.	Cocoa, Fla./Holy Trinity Episcopal Academy
14	Jaylon King	DB	26	Rodney Shelley	DB	5-11	165	Fr.	Fairburn, Ga./Langston Hughes H.S.
11	Ryan King	WR	27	Josh Robinson	DL	6-6	259	So.	Douglasville, Ga./Douglas County H.S.
62	Cade Kootsouradis	OL	28	Jaylin Marshall	DB	6-3	196	Fr.	Fort Lauderdale, Fla./Western H.S.
79	William Lay III	OL	29	Clayton Powell-Lee	DB	6-2	175	Fr.	Atlanta, Ga./Westlake H.S.
75	Jakiah Leftwich	OL	30	Tamarri Jones-Cummings	DB	6-2	197	r-Fr.	Fort Lauderdale, Fla./Nova Southeastern Univ. School
2	Dylan Leonard	TE	31	Christian Burkhalter	DL	6-4	236	r-Fr.	Mobile, Ala./Spanish Fort H.S. (UCLA)
22	Juju Lewis	WR	31	Jamal Haynes	WR	5-9	180	r-Fr.	Loganville, Ga./Grayson H.S.
55	Horace Lockett	DL	32	Sylvain Yondjouen	DL	6-4	257	Jr.	Ruisbroek, Belgium/Don Bosco School
52	Cade Long	LS	33	Daylon Gordon	RB	5-9	185	r-Fr.	Eastman, Ga./Dodge County H.S.
38	Connor Mack	DB	33	Tyson Meiguez	LB	6-2	216	r-Fr.	Fairburn, Ga./Creekside H.S.
28	Jaylin Marshall	DB	34	Khatavian Franks	LB	6-2	213	r-Fr.	Fairburn, Ga./Creekside H.S.
20	Antonio Martin Jr.	RB	36	Alexander Parker	DB	5-6	180	r-So.	Atlanta, Ga./Colleyville (Texas) Heritage H.S. (Baylor)
61	Michael Maye	OL	37	Harrison Peyton	LB	6-1	202	Fr.	Suwanee, Ga./Lambert H.S.
10	Taylor McCawley	LB	38	Connor Mack	DB	5-10	179	r-Fr.	Covington, Ga./Newton H.S.
8	Nate McCollum	WR	39	Tyler Rowe	DB	5-8	175	Fr.	Loganville, Ga./Grayson H.S.
91	Jalen McDonald	DL	39	Englan Williams	RB	5-9	191	r-Fr.	Roswell, Ga./Blessed Trinity Catholic H.S.
6	Dylan McDuffie	RB	40	Trenilyas Tatum	LB	6-2	216	So.	Riverdale, Ga./Mount Zion H.S.
33	Tyson Meiguez	LB	42	Ben Hollerbach	DB	5-10	174	Fr.	Savannah, Ga./Benedictine Military School
56	K.J. Miles	DL	43	Noah Collins	DL	6-5	243	So.	Loganville, Ga./Grayson H.S.

2022 ROSTERS

NO.	NAME	POS.	HT.	WT.	CLASS	HOMETOWN/HIGH SCHOOL (PREVIOUS COLLEGE)
43	David Shanahan	P	6-2	201	So.	Castleisland, Co. Kerry, Ireland/St. Patrick's Sec. School
44	Kyle Eford	LB	6-2	230	Fr.	Dacula, Ga./Dacula H.S.
46	Henry Freer	LS	6-0	224	r-Fr.	College Park, Ga./Woodward Academy
46	Tyler Morehead	LB	5-10	226	r-Fr.	Homerville, Ga./Clinch County H.S.
47	Anthony Minella	TE	6-2	246	r-Fr.	Milton, Ga./Milton H.S.
48	Trent Davis	WR	5-11	167	r-Fr.	Douglas, Ga./Coffee H.S.
49	Grey Carroll	DL	6-3	255	r-Fr.	Alcoa, Tenn./Alcoa H.S.
52	R.J. Adams	OL	6-3	329	r-Fr.	Woodbridge, Va./Woodbridge Senior H.S. (Kentucky)
52	Cade Long	LS	6-0	231	r-Jr.	Hixson, Tenn./Baylor School
53	Lucas Buffkin	LB	5-8	210	r-Fr.	Tyrone, Ga./Sandy Creek H.S.
54	Jordan Williams	OL	6-6	312	So.	Gainesville, Ga./Gainesville H.S.
55	Corey Robinson II	OL	6-5	294	r-Fr.	Roswell, Ga./Roswell H.S. (Kansas)
55	Horace Lockett	DL	6-6	337	Fr.	Atlanta, Ga./Westlake H.S.
56	K.J. Miles	DL	6-4	280	Fr.	Orange, N.J./St. Peter's Prep
57	Paul Tchio	OL	6-5	314	So.	Milton, Ga./Milton H.S. (Clemson)
58	Brandon Best	OL	6-4	311	Fr.	Tucker, Ga./Milton H.S.
59	Will Scissum	OL	6-2	306	r-So.	Marietta, Ga./The Walker School
60	Paula Vaipulu	OL	6-3	300	So.	Channelview, Texas/Channelview H.S.
61	Michael Maye	OL	6-3	315	r-Jr.	Hoover, Ala./Hoover H.S.
62	Cade Kootsouradis	OL	6-4	316	r-Fr.	Crestview, Fla./Crestview H.S.
64	Ryan Purves	OL	6-3	293	Fr.	Marietta, Ga./Walton H.S.
67	Joe Fusile	OL	6-6	316	r-Fr.	Richmond Hill, Ga./Richmond Hill H.S.
70	Bobby Mooney	OL	6-7	331	Fr.	Long Beach, Calif./Woodrow Wilson H.S.
71	Pierce Quick	OL	6-5	291	r-So.	Trussville, Ala./Hewitt-Trussville H.S. (Alabama)
72	Weston Franklin	OL	6-4	305	So.	Jesup, Ga./Wayne County H.S.
74	Tyler Gibson	OL	6-5	301	Fr.	Alpharetta, Ga./Johns Creek H.S.
75	Jakiah Leftwich	OL	6-6	311	r-Fr.	Atlanta, Ga./Westlake H.S.
76	Wing Green	OL	6-7	301	r-Fr.	Leesburg, Ga./Lee County H.S.
79	William Lay III	OL	6-2	308	r-Sr.	Bowersville, Ga./Hart County H.S.
81	Luke Benson	TE	6-4	236	Jr.	Chalfont, Pa./Central Bucks West H.S. (Syracuse)
82	Josh Sexton	WR	5-10	171	r-Fr.	Cumming, Ga./North Forsyth H.S.
83	Stone Bonner	TE	6-4	220	Fr.	Snelville, Ga./Brookwood H.S.
84	Chris Miller	TE	6-4	244	r-So.	Atlanta, Ga./St. Pius X H.S.
85	Billy Ward	TE	6-4	246	So.	Locust Grove, Ga./Locust Grove H.S.
87	Jude Kelley	PK	6-1	174	r-Fr.	Acworth, Ga./Allatoona H.S.
87	Ben Wilhelm	TE	6-5	263	r-So.	Thomasville, Ga./Thomas County Central H.S.
88	Zeek Biggers	DL	6-6	341	So.	Salisbury, N.C./West Rowan H.S.
88	Gavin Stewart	PK	5-11	181	So.	Savannah, Ga./Benedictine Military Academy
89	Ben Postma	TE	6-4	247	r-Fr.	Cypress, Texas/Cypress Ranch H.S.
91	Jalen McDonald	DL	6-1	220	Fr.	Fayetteville, N.C./Pine Forest H.S.
92	Ty Thompson	DL	5-11	224	Fr.	Acworth, Ga./Allatoona H.S.
93	Aidan Birr	PK	6-1	190	Fr.	Kennedale, Texas/Kennedale H.S.
93	Jaaymen Rochell	DL	6-4	290	Fr.	Duluth, Ga./North Gwinnett H.S.
94	Chase Sippola	DL	5-10	259	r-Fr.	Carrollton, Ga./Carrollton H.S. (U.S. Coast Guard Acad.)
95	Jason Moore	DL	6-2	291	r-Fr.	Hampton, Ga./Dutchtown H.S.
97	Akelo Stone	DL	6-2	280	r-Fr.	Savannah, Ga./Jenkins H.S.
99	D'Quan Douse	DL	6-2	282	r-So.	Savannah, Ga./Calvary Day School

* in memoriam; died Dec. 31, 2019

NO.	NAME	POS.
84	Chris Miller	TE
47	Anthony Minella	TE
70	Bobby Mooney	OL
13	D.J. Moore	WR
95	Jason Moore	DL
46	Tyler Morehead	LB
36	Alexander Parker	WR
37	Harrison Peyton	LB
17	Taisun Phommachanh	QB
89	Ben Postma	TE
29	Clayton Powell-Lee	DB
64	Ryan Purves	OL
14	Zach Pyron	QB
71	Pierce Quick	OL
13	Eric Reed Jr.	DB
16	Brody Rhodes	ATH
55	Corey Robinson II	OL
27	Josh Robinson	DL
93	Jaaymen Rochell	DL
39	Tyler Rowe	DB
12	Malik Rutherford	WR
59	Will Scissum	OL
8	Makius Scott	DL
12	Aidan Semo	ATH
82	Josh Sexton	WR
43	David Shanahan	P
26	Rodney Shelley	DB
10	Jeff Sims	QB
0	Myles Sims	DB
94	Chase Sippola	DL
4	Dontae Smith	RB
88	Gavin Stewart	PK
97	Akelo Stone	DL
40	Treniyas Tatum	LB
57	Paul Tchio	OL
1	Charlie Thomas	LB
92	Ty Thompson	DL
60	Paula Vaipulu	OL
16	K.J. Wallace	DB
7	Zamari Walton	DB
85	Billy Ward	TE
3	Kenyatta Watson II	DB
6	Keion White	DL
87	Ben Wilhelm	TE
39	Englan Williams	RB
54	Jordan Williams	OL
32	Sylvain Yondjouen	DL

* in memoriam; died Dec. 31, 2019

COACHING AND SUPPORT STAFF

Interim Head Coach: Brent Key (Georgia Tech, 2001)
Asst. Head Coach (Defense)/Def. Run Game Coord.: David Turner (Davidson, 1985)
Offensive Coordinator/Tight Ends: Chip Long (North Alabama, 2005)
Defensive Coordinator: Andrew Thacker (Furman, 2007)
Special Teams Coordinator/Linebackers: Jason Semore (Adams State, 2005)
Defensive Pass Game Coord./DBs: Travares Tillman (Georgia Tech, 2010)
Wide Receivers: Del Alexander (Southern California, 1995)
Running Backs: Donald Hill-Eley (Virginia Union, 1991)
Defensive Line: Larry Knight (Central Michigan, 2010)
Quarterbacks: Chris Weinke (Florida State, 2000)
Head FB Strength and Conditioning Coach: Lewis Caralla (Defiance, 2008)
Asst. FB Strength and Conditioning Coach: Karson Block (Washington State, 2020)
Asst. FB Strength and Conditioning Coach: Sean Boyle (Temple, 2012)
Asst. FB Strength and Conditioning Coach: Thomas Gordon (Michigan, 2013)
Asst. FB Strength and Conditioning Coach: Chad Smith (Chattanooga, 2006)
Director of Player Development: Anthony Parker (Tennessee, 2008)
Director of Football Operations: Scott Wallace (California (Pa.), 2011)
Assistant Director of Football Operations: Jon Blake (Arkansas, 2015)
Football Research and Analytics Coordinator: Pat Boyle (Temple, 2012)

Special Assistant to the Head Coach (Offense): Jim Chaney (Central Missouri, 1985)
Quality Control Specialist/Offense: Will Glover (Clayton State, 2009)
Quality Control Specialist/Defense: Tyler Almond (Sacramento State, 2009)
Analyst (Special Teams): J.B. Hall, Jr. (Adams State, 2013)
Graduate Assistant Coach: Nathan Brock (Ohio State, 2020)
Graduate Assistant Coach: Alec Brown (Auburn, 2017)
Graduate Assistant Coach: Tommy Gerhard (Wittenberg, 2019)
Graduate Assistant Coach: Kenny Lucky (Ohio, 2017)
Director of Scouting and Pro Liaison: Kenyatta Watson (Boston College, 1996)
Director of Player Personnel: Thomas Guerry (Mississippi State, 2008)
Director on On-Campus Recruiting: Kyler Glover (South Carolina, 2019)
Assoc. Director of Player Personnel: Brooks Barrineau (Clemson, 2020)
Social Media Specialist: Katie Meyers (UCLA, 2015)
Graphics Specialist: Zach Branham
Head Football Athletic Trainer: Mark Smith (SUNY Brockport, 2010)
Assistant Football Athletic Trainer: Patrick Driscoll (Salisbury, 2016)
Assistant Equipment Manager: Punt Windham (Georgia Tech, 1994)
Assistant Equipment Manager: Kane Ivers-Osthus (Florida, 2016)
Assistant A.D./Video Operations: Todd McCarthy (VCU, 1992)
Assistant Football Video Coordinator: Glenn Ingram (Georgia Southern, 2020)



RECORD BREAKDOWN

Current Streak	Lost 2
Current Home Streak	Lost 1
Current Road Streak	Lost 1
Current Neutral Streak	Lost 2
Last Win	23-20 vs. Duke (ot) (10/8/22)
Last Home Win	23-20 vs. Duke (ot) (10/8/22)
Last Home Loss	16-9 vs. Virginia (10/20/22)
Last Win Away From Home	26-21 vs. No. 24 Pitt (10/1/22)
Last True Road Win	26-21 vs. No. 24 Pitt (10/1/22)
Last Loss Away from Home	41-16 at Florida State (10/29/22)
Last True Road Loss	41-16 at Florida State (10/29/22)

2022

Overall	3-5
Playing at home	2-3
Playing on the road	1-2
Playing at a neutral site	0-0
In bowl games	0-0
In overtime	1-0
More than 7 days to prepare	0-3

In August	N/A
In September	1-3
In October	2-2
In November	0-0
In December	0-0
In January	0-0

Outrushing opponent	3-0
When rushing for 300 yards	0-0
When rushing for 400 yards	0-0
When rushing for 500 yards	0-0
When rushing for 600 yards	0-0
Outrushed by opponent	0-5
When allowing 300 yards rushing	0-1
Rushing yards the same	0-0
Outpassing opponent	1-1
When passing for 300 yards	0-1
Outpassed by opponent	2-4
When allowing 300 yards passing	1-1
When allowing 400 yards passing	0-0

More total offense than opponent	1-1
When having 400+ total offense	1-1
When having 500+ total offense	0-0
When having 600+ total offense	0-0
Less total offense than opponent	2-4
When allowing 400+ total offense	1-2
When allowing 500+ total offense	0-2

Committing fewer turnovers	3-3
Committing more turnovers	0-0
Turnovers are even	0-2

< 30:00 of time of possession	1-1
> 30:00 of time of possession	2-4

Scoring first	2-2
Opponent scores first	1-3

Leading after the 1st quarter	2-0
Trailing after the 1st quarter	0-5
Tied after the 1st quarter	1-0
Leading at halftime	2-0
Trailing at halftime	1-5
Tied at halftime	0-0
Leading after the 3rd quarter	3-0
Trailing after the 3rd quarter	0-5
Tied after the 3rd quarter	0-0

Scoring 0-10 points	0-3
Scoring 11-20 points	0-1
Scoring 21-30 points	2-0
Scoring 31-40 points	1-0
Scoring 41-plus points	0-0

Opponent scores 0-10 points	0-0
Opponent scores 11-20 points	1-1
Opponent scores 21-30 points	2-1
Opponent scores 31-40 points	0-0
Opponent scores 41-plus points	0-3

GAMES PLAYED AND STARTS

CAREER GAMES

NAME	'18	'19	'20	'21	'22	TOT.	CONS.
M. Carter	13	12	10	12	7	54	2
C. Thomas	10	12	10	12	8	52	42
Z. Walton	4	12	10	10	8	44	17
J. King	3	12	9	11	5	40	-
Don. Smith	-	8	10	12	8	38	31
M. Sims	-	10	8	11	8	37	19
P. Harris	-	10	9	12	5	36	2
D. Leonard	-	12	7	11	6	36	6
C. Long	-	12	10	11	2	35	-
S. Yondjouen	-	11	3	12	8	34	20
K. Johnson	-	4	9	10	8	31	9
T.K. Chimedza	4	12	-	8	6	30	2
W. Lay III	-	10	3	10	6	29	6
J. Williams	-	-	10	11	8	29	12
D. Allen	-	-	9	10	8	27	9
D. Douse	-	-	9	10	8	27	16
B. Ward	-	-	7	12	8	27	20
K. Kennard	-	-	6	12	8	26	25
N. McCollum	-	-	6	12	8	26	25
G. Stewart	-	-	8	12	6	26	4
J. Sims	-	-	10	7	7	24	-
L. Brooks	-	-	4	12	8	24	20
T. McCawley	-	3	7	4	8	22	8
A. Eley	-	-	-	12	8	20	20
D. Shanahan	-	-	-	12	8	20	20
R. King	-	-	2	11	7	20	3
M. Maye	-	10	2	5	2	19	1
M. Scott	-	-	-	11	8	19	8
K. Harris	-	-	-	12	6	18	5
J. Robinson	-	-	-	10	8	18	9
T. Tatum	-	-	-	10	8	18	8
Z. Biggers	-	-	-	9	8	17	8
A. Stone	-	-	6	3	8	17	8
P. Vaipulu	-	-	1	8	8	17	8
K. Edwards	-	-	-	10	5	15	2
N. Collins	-	-	-	7	8	15	11
K. Watson	-	-	-	6	8	14	8
J. Kelley	-	-	5	4	4	13	-
W. Franklin	-	-	-	5	8	13	9
T. Meiguez	-	-	7	-	6	13	6
K. White	-	-	-	4	8	12	12
A. Boyd	-	-	2	6	3	11	-
C. Miller	-	-	7	4	-	11	-
M. Rutherford	-	-	-	3	8	11	8
H. Freer	-	-	-	4	6	10	1
Ja. Huff	-	-	3	6	-	9	-
K. Gee	-	-	-	-	8	8	8
H. Hall	-	-	-	-	8	8	8
E.J. Jenkins	-	-	-	-	8	8	8
D. McDuffie	-	-	-	-	8	8	8
C. Powell-Lee	-	-	-	-	8	8	8
C. Robinson II	-	-	-	-	8	8	8
K.J. Wallace	-	-	-	-	8	8	8
L. Benson	-	-	-	-	7	7	1
J. Fusile	-	-	-	-	7	7	2
K. Bennett	-	-	-	-	6	6	-
J. Haynes	-	-	-	2	4	6	-
J. Moore	-	-	-	-	6	6	1
A. Harvey	-	-	-	-	6	6	3
R. Shelley	-	-	-	-	6	6	2
D. Gordon	-	-	-	-	5	5	2
G. Carroll	-	-	-	-	4	4	2
L. Blackburn	-	-	-	-	3	3	3
Z. Gibson	-	-	-	-	3	2	2
J. Felix	-	-	-	-	2	2	-
W. Scissum	-	-	-	1	-	1	-
B. Best	-	-	-	-	1	1	-
T. Gibson	-	-	-	-	1	1	1
Z. Pyron	-	-	-	-	1	1	1

CAREER STARTS

NAME	'18	'19	'20	'21	'22	TOT.	CONS.
M. Carter	-	11	10	12	6	39	2
Z. Walton	-	11	10	6	8	35	13
C. Thomas	6	5	2	8	6	28	3
J. Williams	-	-	9	9	8	26	12
J. Sims	-	-	10	6	7	23	-
A. Eley	-	-	-	11	8	19	9
D. Leonard	-	-	2	10	5	17	5
W. Lay III	-	8	-	5	-	13	-
M. Sims	-	-	2	3	8	13	10
T.K. Chimedza	-	9	-	3	-	12	-
K. Kennard	-	-	3	2	6	11	3
D. Douse	-	-	2	-	8	10	8
K. White	-	-	-	1	8	9	8
W. Franklin	-	-	-	-	8	8	8
E.J. Jenkins	-	-	-	-	8	8	8
C. Robinson II	-	-	-	-	8	8	8
M. Scott	-	-	-	-	8	8	8
J. Fusile	-	-	-	-	7	7	2
P. Harris	-	1	2	1	3	7	-
J. King	-	-	-	3	4	7	-
N. McCollum	-	-	-	1	6	7	5
K.J. Wallace	-	-	-	-	6	6	3
L. Brooks	-	-	-	-	6	6	6
P. Quick	-	-	-	-	5	5	-
S. Yondjouen	-	2	2	-	1	5	-
D. Smith	-	-	-	2	2	4	-
T. Tatum	-	-	-	1	3	4	-
H. Hall	-	-	-	-	4	4	4
L. Benson	-	-	-	-	3	3	-
K. Johnson	-	-	3	-	-	3	-
J. Robinson	-	-	-	2	-	2	-
C. Powell-Lee	-	-	-	-	3	3	3
P. Vaipulu	-	-	-	-	3	3	1
D. Allen	-	-	-	-	2	2	-
D. McDuffie	-	-	-	-	2	2	-
J. BlackStrain	-	-	-	-	1	1	-
N. Collins	-	-	-	-	1	1	-
K. Gee	-	-	-	-	1	1	-
R. King	-	-	-	1	-	1	-
A. Stone	-	-	1	-	-	1	-
B. Ward	-	-	1	-	-	1	-
Z. Gibson	-	-	-	-	1	1	1

CAREER HIGHS

DERRIK ALLEN

Tackles: 8 tackles vs. No. 4 Clemson (Sept. 5, 2022)
Solo Tackles: 5 vs. No. 4 Clemson (Sept. 5, 2022)
Interception: 1 vs. Western Carolina (Sept. 10, 2022)
Pass Breakups: 1 at No. 24 Pitt (Oct. 1, 2022)

KENNY BENNETT

Tackles: 3 at No. 24 Pitt (Oct. 1, 2022)
Solo Tackles: 2 at No. 24 Pitt (Oct. 1, 2022)
Pass Breakups: 1 at No. 24 Pitt (Oct. 1, 2022)

LUKE BENSON

Receptions: 2, twice - last vs. No. 20/17 Ole Miss (Sept. 17, 2022)
Receiving Yards: 19, twice - last vs. No. 20/17 Ole Miss (Sept. 17, 2022)
Longest Reception: 19 vs. Western Carolina (Sept. 10, 2022)

ZEKE BIGGERS

Tackles: 6 vs. No. 20/17 Ole Miss (Sept. 17, 2022)
Solo Tackles: 2, twice - last vs. No. 20/17 Ole Miss (Sept. 17, 2022)
Tackles for Loss: 1.0 vs. No. 20/17 Ole Miss (Sept. 17, 2022)
Blocked Kicks: 1 vs. Virginia (Oct. 20, 2022)

LEO BLACKBURN

Receptions: 3 vs. Duke (Oct. 8, 2022)
Receiving Yards: 49 vs. Duke (Oct. 8, 2022)
Longest Reception: 37 vs. Duke (Oct. 8, 2022)
Receiving TDs: 1 vs. Duke (Oct. 8, 2022)

LAMILS BROOKS

Tackles: 9 vs. Virginia (Oct. 20, 2022)
Solo Tackles: 5 vs. Virginia (Oct. 20, 2022)
Interceptions: 1, twice - last vs. Virginia (Oct. 20, 2022)
Long. Intception Return: 37 vs. Virginia (Oct. 20, 2022)
Touchdowns: 1 vs. Virginia (Oct. 20, 2022)
Pass Breakups: 2, twice - last vs. Virginia (Oct. 20, 2022)
Fumbles Recovered: vs. Virginia (Oct. 20, 2022)

SIRAD BRYANT

Tackles: 1, 4x - last vs. Virginia (Oct. 20, 2022)
Solo Tackles: 1, twice - last vs. Western Carolina (Sept. 10, 2022)

MALACHI CARTER

Receptions: 7 at Miami (Nov. 6, 2021)
Receiving Yards: 92 vs. Northern Illinois (Sept. 4, 2021)
Receiving TDs: 1, 6x - last at UCF (Sept. 24, 2022)
Longest Reception: 59 at UCF (Sept. 24, 2022)
Rushing Attempts: 1 vs. No. 4 Clemson (Sept. 5, 2022)

T.K. CHIMEDZA

Tackles: 6, twice - last vs. NC State (Nov. 21, 2019)
Solo Tackles: 5 vs. NC State (Nov. 21, 2019)
Tackles for Loss: 1.0, twice - last vs. Kennesaw State (Sept. 11, 2021)
Sacks: 1.0, twice - last vs. Kennesaw State (Sept. 11, 2021)
Fumbles Recovered: 1 vs. South Florida (Sept. 7, 2019)

NOAH COLLINS

Tackles: 4, twice - last vs. Western Carolina (Sept. 10, 2022)
Solo Tackles: 3 vs. No. 4 Clemson (Sept. 5, 2022)
Tackles for Loss: 2.0 vs. No. 20/17 Ole Miss (Sept. 17, 2022)
Blocked Kicks: 1 vs. No. 20/17 Ole Miss (Sept. 17, 2022)
Fumbles Recovered: 1 at Florida State (Oct. 29, 2022)

D'QUAN DOUSE

Tackles: 4 vs. Louisville (Oct. 9, 2020)
Tackles for Loss: 1.0 vs. Virginia (Oct. 20, 2022)
Blocked Kicks: 1 at Syracuse (Sept. 26, 2020)

KALEB EDWARDS

Tackles: 3, 4x - last vs. Virginia (Oct. 20, 2022)
Solo Tackles: 3 at Duke (Oct. 9, 2021)
Tackles for Loss: 1.0 vs. Virginia (Oct. 20, 2022)
Fumbles Forced: 1 vs. Virginia (Oct. 20, 2022)

AYINDE ELEY

Tackles: 16 vs. Virginia Tech (Oct. 30, 2021)
Solo Tackles: 9 vs. Virginia Tech (Oct. 30, 2021)
Tackles for Loss: 3.0 vs. No. 20/17 Ole Miss (Sept. 17, 2022)
Sacks: 1.0, 3x - last at No. 24 Pitt (Oct. 1, 2022)
Fumbles Forced: 1, 3x - at No. 24 Pitt (Oct. 1, 2022)
Fumbles Recovered: 1, twice - last vs. Western Carolina (Sept. 10, 2022)
Pass Breakups: 2 at UCF (Sept. 24, 2022)

KHARI GEE

Tackles: 2 vs. Duke (Oct. 8, 2022)
Solo Tackles: 1 vs. Duke (Oct. 8, 2022)
Tackles for Loss: 0.5, twice - last vs. Duke (Oct. 8, 2022)
Sacks: 0.5 vs. Duke (Oct. 8, 2022)

ZACH GIBSON

Pass Attempts: 26 vs. Virginia (Oct. 20, 2022)
Pass Completions: 11 vs. Virginia (Oct. 20, 2022)
Passing Yards: 99 vs. Virginia (Oct. 20, 2022)
Longest Pass: 25 vs. Virginia (Oct. 20, 2022)
Rushing Attempts: 12 vs. Virginia (Oct. 20, 2022)
Longest Rush: 11 vs. Virginia (Oct. 20, 2022)

DAYLON GORDON

Blocked Kicks: 1 vs. Virginia (Oct. 20, 2022)

HASSAN HALL

Rushing Attempts: 20 at No. 24 Pitt (Oct. 1, 2022)
Rushing Yards: 157 at No. 24 Pitt (Oct. 1, 2022)
Longest Rush: 63 at No. 24 Pitt (Oct. 1, 2022)
Receptions: 4, twice - last vs. Virginia (Oct. 20, 2022)
Receiving Yards: 40 at UCF (Sept. 24, 2022)
Longest Reception: 16 vs. Virginia (Oct. 20, 2022)

KEVIN HARRIS

Tackles: 1, 4x - last vs. No. 4 Clemson (Sept. 5, 2022)
Solo Tackles: 1, 3x - last vs. No. 4 Clemson (Sept. 5, 2022)

PEJE HARRIS

Receptions: 4 vs. Pitt (Dec. 10, 2020)
Receiving Yards: 48 vs. Pitt (Dec. 10, 2020)
Receiving TDs: 1 at Boston College (Oct. 24, 2020)
Longest Reception: 31 at Boston College (Oct. 24, 2020)

AHMARI HARVEY

Tackles: 1 at Florida State (Oct. 29, 2022)
Solo Tackles: 1 at Florida State (Oct. 29, 2022)
Fumbles Recovered: 1 vs. Virginia (Oct. 20, 2022)

JALEN HUFF

Tackles: 2, twice - last vs. Boston College (Nov. 13, 2021)
Fumbles Forced: 1 vs. Boston College (Nov. 13, 2021)
Fumbles Recovered: 1 vs. Boston College (Nov. 13, 2021)

E.J. JENKINS

Receptions: 3, twice - last at Florida State (Oct. 29, 2022)
Receiving Yards: 66 at Florida State (Oct. 29, 2022)
Longest Reception: 33 at No. 24 Pitt (Oct. 1, 2022)
Receiving TDs: 1, 3x - last at Florida State (Oct. 29, 2022)

KENAN JOHNSON

Tackles: 5 vs. Western Carolina (Sept. 10, 2022)
Solo Tackles: 4 at NC State (Dec. 5, 2020)
Tackles for Loss: 1.0 at No. 1 Clemson (Aug. 29, 2019)
Fumbles Forced: 1 vs. NC State (Nov. 21, 2019)
Pass Breakups: 1, 3x - last vs. Kennesaw State (Sept. 11, 2021)

JUDE KELLEY

Field Goals Made: 1, twice - last at UCF (Sept. 24, 2022)
Field Goals Attempted: 3 at UCF (Sept. 24, 2022)
Longest Field Goal Made: 45 vs. No. 4 Clemson (Sept. 5, 2022)
Longest Field Goal Attempted: 55 at No. 6 Notre Dame (Nov. 20, 2021)

KYLE KENNARD

Tackles: 5, twice - last at Florida State (Oct. 29, 2022)
Solo Tackles: 4, twice - last at Florida State (Oct. 29, 2022)
Tackles for Loss: 3.0 vs. No. 20 UNC (Sept. 25, 2021)
Sacks: 2.0 vs. No. 20 UNC (Sept. 25, 2021)

JAYLON KING

Tackles: 8 at UCF (Sept. 24, 2022)
Solo Tackles: 6 vs. No. 4 Georgia (Nov. 30, 2019)
Tackles for Loss: 1.0, 3x - last at No. 6 Clemson (Sept. 18, 2021)
Fumbles Forced: 1 at No. 24 Pitt (Oct. 1, 2022)
Fumbles Recovered: 1 at Miami (Nov. 6, 2021)
Pass Breakups: 1 vs. No. 4 Georgia (Nov. 30, 2019)
Interceptions: 1 vs. No. 20/17 Ole Miss (Sept. 17, 2022)

RYAN KING

Receptions: 3 vs. Duke (Oct. 8, 2022)
Receiving Yards: 29 vs. Duke (Oct. 8, 2022)
Longest Reception: 25 vs. Duke (Oct. 8, 2022)

DEMETRIUS KNIGHT II

Tackles: 6, twice - last vs. No. 4 Clemson (Sept. 5, 2022)
Solo Tackles: 3 vs. No. 4 Clemson (Sept. 5, 2022)
Tackles for Loss: 1.0, 3x - last vs. No. 14 UCF (Sept. 19, 2020)
Sacks: 1.0 at Miami (Oct. 19, 2019)
Fumbles Forced: 1, twice - last vs. No. 14 UCF (Sept. 19, 2020)
Fumbles Recovered: 1 vs. No. 20 UNC (Sept. 25, 2021)
Pass Breakups: 1, twice - last at Duke (Oct. 12, 2019)

DYLAN LEONARD

Receptions: 3, 3x - last at Florida State (Oct. 29, 2022)
Receiving Yards: 43 vs. No. 1 Georgia (Nov. 27, 2021)
Longest Reception: 40 vs. No. 1 Georgia (Nov. 27, 2021)

TAYLOR McCRAWLEY

Tackles: 2 vs. Western Carolina (Sept. 10, 2022)
Solo Tackles: 1 vs. Western Carolina (Sept. 10, 2022)

NATE McCOLLUM

Rush Attempts: 2, twice - last at UCF (Sept. 24, 2022)
Rushing Yards: 47 vs. Western Carolina (Sept. 10, 2022)
Rushing TDs: 1 vs. Western Carolina (Sept. 10, 2022)
Longest Rush: 40 vs. Western Carolina (Sept. 10, 2022)
Receptions: 8 vs. Duke (Oct. 8, 2022)
Receiving Yards: 101 vs. Duke (Oct. 8, 2022)
Receiving TDs: 1, twice - last vs. Duke (Oct. 8, 2022)
Longest Reception: 44 vs. Pitt (Oct. 2, 2021)

DYLAN McDUFFIE

Rush Attempts: 8 vs. Western Carolina (Sept. 10, 2022)
Rushing Yards: 25 vs. Western Carolina (Sept. 10, 2022)
Rushing TDs: 1 vs. Western Carolina (Sept. 10, 2022)
Receptions: 3 vs. No. 4 Clemson (Sept. 5, 2022)
Receiving Yards: 19 vs. No. 4 Clemson (Sept. 5, 2022)
Longest Reception: 8 vs. No. 4 Clemson (Sept. 5, 2022)

JASON MOORE

Tackles: 2 at Florida State (Oct. 29, 2022)
Solo Tackles: 1, twice - last at Florida State (Oct. 29, 2022)
Tackles for Loss: 1.0 vs. Western Carolina (Sept. 10, 2022)
Sacks: 1.0 vs. Western Carolina (Sept. 10, 2022)
Fumbles Forced: 1 at Florida State (Oct. 29, 2022)

KALANI NORRIS

Receptions: 2, twice - last vs. Boston College (Nov. 13, 2021)
Receiving Yards: 37 at Virginia (Oct. 23, 2021)
Receiving TDs: 1, twice - last at Virginia (Oct. 23, 2021)
Longest Reception: 37 at Virginia (Oct. 23, 2021)

CLAYTON POWELL-LEE

Tackles: 14 at Florida State (Oct. 29, 2022)
Solo Tackles: 7 at Florida State (Oct. 29, 2022)
Fumbles Recovered: 1 at No. 24 Pitt (Oct. 1, 2022)

ZACH PYRON

Rushing Attempts: 10 at Florida State (Oct. 29, 2022)
Rushing Yards: -19 at Florida State (Oct. 29, 2022)
Longest Rush: 8 at Florida State (Oct. 29, 2022)
Rushing TDs: 1 at Florida State (Oct. 29, 2022)
Passing Attempts: 29 at Florida State (Oct. 29, 2022)
Passing Completions: 18 at Florida State (Oct. 29, 2022)
Passing Yards: 198 at Florida State (Oct. 29, 2022)
Longest Pass: 32 at Florida State (Oct. 29, 2022)
Passing TDs: 1 at Florida State (Oct. 29, 2022)

JOSH ROBINSON

Tackles: 2 at Virginia (Oct. 23, 2021)
Solo Tackles: 1, twice - last at Virginia (Oct. 23, 2021)
Tackles for Loss: 1.0, twice - vs. No. 20/17 Ole Miss (Sept. 17, 2022)

MALIK RUTHERFORD

Receptions: 5 vs. Pitt (Oct. 2, 2021)
Receiving Yards: 62 vs. Pitt (Oct. 2, 2021)
Longest Reception: 38 vs. No. 20/17 Ole Miss (Sept. 17, 2022)
Rushing Attempt: 1 vs. Virginia (Oct. 20, 2022)
Rushing Yards: 4 vs. Virginia (Oct. 20, 2022)

MAKIUS SCOTT

Tackles: 2, 4x - last vs. Duke (Oct. 8, 2022)
Solo Tackles: 1, twice - last at UCF (Sept. 24, 2022)
Tackles for Loss: 0.5, twice - last vs. Duke (Oct. 8, 2022)

CAREER HIGHS

DAVID SHANAHAN

Punts: 10, twice - last vs. Virginia (Oct. 20, 2022)
Punting Yards: 430 vs. Virginia (Oct. 20, 2022)
Punting Avg.: 52.7 vs. Northern Illinois (Sept. 4, 2021)
Longest Punt: 71 at Duke (Oct. 9, 2021)

RODNEY SHELLEY

Tackles: 1, 4x - last at Florida State (Oct. 29, 2022)

JEFF SIMS

Rushing Attempts: 19 at No. 24 Pitt (Oct. 1, 2022)
Rushing Yards: 128 vs. No. 20 UNC (Sept. 25, 2021)
Rushing TDs: 3 vs. No. 20 UNC (Sept. 25, 2021)
Longest Rush: 50 vs. No. 20 UNC (Sept. 25, 2021)
Pass Attempts: 43 at Virginia (Oct. 23, 2021)
Pass Completions: 26 at Virginia (Oct. 23, 2021)
Passing Yards: 359 vs. Pitt (Oct. 2, 2021)
Passing TDs: 3, twice - last at Duke (Oct. 9, 2021)
Longest Pass: 77 at Duke (Oct. 9, 2021)

MYLES SIMS

Tackles: 7 at No. 6 Notre Dame (Nov. 20, 2021)
Solo Tackles: 5 vs. No. 4 Georgia (Nov. 30, 2019)
Tackles for Loss: 1.0, 3x - last vs. No. 20/17 Ole Miss (Sept. 17, 2022)
Pass Breakups: 2, twice - last vs. Virginia Tech (Oct. 30, 2021)
Fumbles Recovered: 1, twice - last at Miami (Nov. 6, 2021)
Interceptions: 1 vs. Western Carolina (Sept. 10, 2022)

DONTAE SMITH

Rush Attempts: 11, twice - last vs. Western Carolina (Sept. 10, 2022)
Rushing Yards: 102 vs. Western Carolina (Sept. 10, 2022)
Longest Rush: 51 vs. Western Carolina (Sept. 10, 2022)
Rushing TDs: 3 vs. Western Carolina (Sept. 10, 2022)
Receptions: 3 vs. No. 4 Clemson (Sept. 5, 2022)
Receiving Yards: 32 at Florida State (Sept. 12, 2020)
Longest Reception: 20 at Florida State (Sept. 12, 2020)
Kick Returns: 3 vs. North Carolina (Oct. 5, 2019)
Kick Return Yards: 77 vs. North Carolina (Oct. 5, 2019)
Longest Kick Return: 31 vs. North Carolina (Oct. 5, 2019)

GAVIN STEWART

Field Goals Made: 4 at No. 24 Pitt (Oct. 1, 2022)
Field Goals Attempted: 4 at No. 24 Pitt (Oct. 1, 2022)
Longest Field Goal Made: 40 at No. 24 Pitt (Oct. 1, 2022)
Longest Field Goal Attempted: 60 vs. Northern Illinois (Sept. 4, 2021)

AKELO STONE

Tackles: 3 vs. Kennesaw State (Sept. 11, 2021)
Solo Tackles: 3 vs. Kennesaw State (Sept. 11, 2021)
Tackles for Loss: 2.0 vs. Kennesaw State (Sept. 11, 2021)
Sacks: 1.0 vs. Duke (Nov. 28, 2020)

TRENILYUS TATUM

Tackles: 7, twice - last at No. 24 Pitt (Oct. 1, 2022)
Solo Tackles: 5 vs. Boston College (Nov. 13, 2021)
Sacks: 1.0 at Florida State (Oct. 29, 2022)
Tackles for Loss: 1.0, twice - last at Florida State (Oct. 29, 2022)
Fumbles Forced: 1 vs. Virginia (Oct. 20, 2022)

CHARLIE THOMAS

Tackles: 12 at No. 6 Clemson (Sept. 18, 2021)
Solo Tackles: 8 vs. No. 4 Clemson (Sept. 5, 2022)
Sacks: 2.5 vs. No. 20 UNC (Sept. 25, 2021)
Tackles for Loss: 4.5 vs. No. 20 UNC (Sept. 25, 2021)
Interceptions: 2 vs. Kennesaw State (Sept. 11, 2021)
Fumbles Forced: 1, three times - last vs. The Citadel (Sept. 14, 2019)
Fumbles Recovered: 2 at Louisville (Oct. 5, 2018)
Safeties: 1 at Temple (Sept. 28, 2019)
Pass Breakups: 1, 3x - last vs. NC State (Nov. 21, 2019)

K.J. WALLACE

Tackles: 9 at Florida State (Oct. 29, 2022)
Solo Tackles: 6 at Florida State (Oct. 29, 2022)
Tackles for Loss: 1.0, twice - last vs. Duke (Oct. 8, 2022)
Interceptions: 1 vs. Duke (Oct. 8, 2022)

ZAMARI WALTON

Tackles: 8 vs. No. 20/17 Ole Miss (Sept. 17, 2022)
Solo Tackles: 5, 3x - last vs. No. 20/17 Ole Miss (Sept. 17, 2022)
Tackles for Loss: 1.0, twice - last at Miami (Nov. 6, 2021)
Sacks: 1.0 vs. Virginia Tech (Oct. 30, 2021)
Pass Breakups: 2, 2x - last vs. Duke (Oct. 8, 2022)
Interceptions: 1, 3x - last vs. Virginia (Oct. 20, 2022)
Fumbles Recovered: 1 vs. No. 4 Notre Dame (Oct. 31, 2020)

BILLY WARD

Tackles: 2 at No. 6 Notre Dame (Nov. 20, 2021)
Solo Tackles: 1 at No. 6 Notre Dame (Nov. 20, 2021)

KENYATTA WATSON II

Tackles: 5 at Florida State (Oct. 29, 2022)
Solo Tackles: 2 at Florida State (Oct. 29, 2022)

KEION WHITE

Tackles: 7 vs. Virginia (Oct. 20, 2022)
Solo Tackles: 6 vs. Virginia (Oct. 20, 2022)
Tackles for Loss: 2.0, 3x - last vs. Virginia (Oct. 20, 2022)
Sacks: 2.0 vs. No. 4 Clemson (Sept. 5, 2022)

SYLVAIN YONDJOUEN

Tackles: 4, twice - last at UCF (Sept. 24, 2022)
Solo Tackles: 4 at UCF (Sept. 24, 2022)
Tackles for Loss: 1.0, 4x - last at No. 24 Pitt (Oct. 1, 2022)
Sacks: 1.0 at No. 6 Notre Dame (Nov. 20, 2021)
Forced Fumbles: 1 at No. 6 Notre Dame (Nov. 20, 2021)
Pass Breakups: 1 vs. Duke (Oct. 8, 2022)

STARTING LINEUPS, ETC.
OFFENSIVE STARTERS

	QB	RB	WR	WR	WR	TE	LT	LG	C	RG	RT
Clemson	Sims	McDuffie	Jenkins	McCollum	Harris*	Benson	Robinson II	Vaipulu	Franklin	Fusile	Williams
Western Carolina	Sims	McDuffie	Jenkins	Carter	Harris*	Benson	Robinson II	Quick	Franklin	Fusile	Williams
Ole Miss	Sims	Smith	Jenkins	Carter	Harris*	Benson	Robinson II	Quick	Franklin	Fusile	Williams
UCF	Sims	Smith	Jenkins	Carter	McCollum	Leonard	Robinson II	Vaipulu	Farnklin	Fusile	Williams
Pitt	Sims	Hall	Jenkins	Carter	McCollum	Leonard	Robinson II	Quick	Franklin	Fusile	Williams
Duke	Sims	Hall	Jenkins	BlackStrain	McCollum	Leonard	Robinson II	Quick	Franklin	Vaipulu	Williams
Virginia	Sims	Hall	Jenkins	Carter	McCollum	Leonard	Robinson II	Quick	Franklin	Fusile	Williams
Florida State	Gibson	Hall	Jenkins	Carter	McCollum	Leonard	Robinson II	Vaipulu	Franklin	Fusile	Williams
Virginia Tech											
Miami (Fl.)											
North Carolina											
Georgia											

^WR *TE *RB

DEFENSIVE STARTERS

	DE	DT	DT	DE	LB (MAC)	LB (MONEY)	SS	FS	NIC	CB	CB
Clemson	White	Douse	Scott	Collins	Eley	Thomas	King	Allen	Wallace	Sims	Walton
Western Carolina	White	Douse	Scott	Kennard	Tatum	Eley	King	Allen	Wallace	Sims	Walton
Ole Miss	White	Douse	Scott	Kennard	Eley	Thomas	King	Brooks	Wallace	Sims	Walton
UCF	White	Douse	Scott	Kennard	Eley	Thomas	King	Brooks	Tatum@	Sims	Walton
Pitt	White	Douse	Scott	Yondjouen	Eley	Thomas	King	Brooks	Gee	Sims	Walton
Duke	White	Douse	Scott	Kennard	Eley	Thomas	Powell-Lee	Brooks	Wallace	Sims	Walton
Virginia	White	Douse	Scott	Kennard	Eley	Thomas	Powell-Lee	Brooks	Wallace	Sims	Walton
Florida State	White	Douse	Scott	Kennard	Eley	Thomas	Powell-Lee	Brooks	Wallace	Sims	Walton
Virginia Tech											
Miami (Fl.)											
North Carolina											
Georgia											

(N) = Nickel ^ DL # DE @ LB * Safety

GAME INFORMATION

	TECH CAPTAINS	COIN TOSS	GT KO/REC.	GT 1ST OFF. PLAY	GT 1ST POSSESSION	OPP. 1ST POSSESSION	KICKOFF TIME	GAME LENGTH	GT HELMET	GT JERSEY	GT PANTS
Clemson	Eley, J. Sims, King	CLEM	Rec.	Sims pass INT	INT	Punt	8:05	3:25	Gold	Blue/White	Blue/Gold
Western Carolina	Walton, Carter, White	WCU	Rec.	Sims pass 12 Harris	Punt	TD	7:01	3:07	White	White/Gold	White/Gold
Ole Miss	Thomas, Smith, M. Sims	MISS	KO	Smith rush 6	Punt	TD	3:36	3:08	Gold	Gold/White	White/Gold
UCF	Knight, Leonard, Yondjouen	GT	KO	Smith rush 1	Punt	TD	4:01	3:20	White	White/Gold	White/Gold
Pitt	Eley, McCollum	GT	Rec.	Sims pass INC McCollum	FG	Punt	8:05	3:33	White	White/Gold	Gold/Blue
Duke	Williams, Stewart, Douse	GT	Rec.	Sims pass 15 Leonard	Punt	Punt	4:03	3:27	White	Gold/Blue	White/Gold
Virginia	Lay, Harris, Brooks	UVA	Rec.	Sims pass 5 McCollum	Punt	Fumble	7:35	3:43	Gold	Blue/White	Gold/Blue
Florida State	Thomas, Eley, Walton	FSU	Rec.	Gibson pass 2 Hall	Punt	Downs	12:04	3:22	Gold	White/Gold	Blue/Gold
Virginia Tech											
Miami (Fl.)											
North Carolina											
Georgia											

* touchdown

TURNOVERS
GEORGIA TECH TAKEAWAYS

NO.	OPP.	QTR	TURNOVER	DEFENDER(S)	LED TO	PTS. OFF
1.	CLEM	2nd	Fumble	Ayinde Eley (F) (R)	Punt	0
2.	WCU	2nd	Interception	Derrick Allen	TD	7
3.		2nd	Interception	Myles Sims	TD	7
4.			Fumble	Ayinde Eley (R)	INT	0
5.		4th	Interception	Charlie Thomas	Missed FG	0
6.	MISS	2nd	Interception	Jaylon King	Halftime	0
7.	UCF	1st	Interception	LaMiles Brooks	Punt	0
8.		3rd	Fumble	Nate McCollum (F)	Touchback	0
9.	PITT	3rd	Fumble	Jaylon King (F); Charlie Thomas (R)	FG	3
10.		3rd	Interception	Charlie Thomas	FG	3
11.		4th	Fumble	Ayinde Eley (F); Clayton Powell-Lee (R)	TD	7
12.	DUKE	3rd	Interception	K.J. Wallace	Punt	0
13.	UVA	1st	Fumble	T. Tatum (F); L. Brooks (R)	INT	0
14.		1st	Interception	LaMiles Brooks	TD*	7
15.		2nd	Interception	Zamari Walton	Punt	0
16.		4th	Fumble	K. Edwards (F); A. Harvey (R)	Punt	0
17.	FSU	1st	Fumble	Charlie Thomas (R)	FG	3
18.		2nd	Fumble	J. Moore (F); N. Collins (R)	Punt	0
					Points	37

* Defensive touchdown

GEORGIA TECH GIVEAWAYS

NO.	OPP.	QTR	TURNOVER	OFFENSIVE PLAYER	LED TO	PTS. OFF
1.	CLEM	1st	Interception	Jeff Sims	Punt	0
2.	WCU	3rd	Interception	Jeff Sims	Punt	0
3.	UCF	3rd	Fumble	Jeff Sims	Touchback	0
4.	UCF	4th	Fumble	Nate McCollum	FG	3
5.	UVA	1st	Interception	Jeff Sims	INT	0
6.	UVA	3rd	Fumble	Zach Gibson	FG	3
				Points		6

* Defensive touchdown



DRIVES

DRIVE CHART

DISPLAYED GEORGIA TECH/OPPONENT

	Possessions	TDs	FGs Made	FGs Missed	Fum.	Int.	Safety	Punt	Downs	Half	Game	80+yard Drives	3 and Out
Clemson	14/14	1/5	1/2	1/0	0/1	1/0	0/0	0/0	1/0	1/0	1/0	0/0	8/4
Western Carolina	12/13	5/2	0/1	1/0	0/1	1/3	0/0	5/3	0/1	0/2	0/1	0/1	4/3
Ole Miss	12/12	0/6	0/0	0/0	0/0	0/1	0/0	9/3	2/0	1/1	0/1	0/0	4/2
UCF	12/11	1/1	1/4	2/0	2/0	0/1	0/0	4/3	2/0	0/2	0/1	0/0	3/2
Pitt	14/14	2/3	4/0	0/0	0/2	0/1	0/0	6/6	1/1	1/0	0/0	0/1	4/4
Duke	12/11	2/1	3/2	0/1	0/0	0/1	0/0	6/4	0/1	1/1	0/0	1/1	1/2
Virginia	15/16	0/2	1/1	0/2	1/1	1/1	0/0	10/6	1/0	1/1	1/0	0/0	8/3
Florida State	11/10	2/5	1/2	0/0	0/2	0/0	0/0	7/0	1/1	0/0	0/0	0/4	5/0
Virginia Tech													
Miami (Fla.)													
North Carolina													
Georgia													
TOTALS	102/10	13/25	10/12	4/3	3/7	3/8	0/0	47/25	8/4	5/7	2/3	1/7	37/20

GEORGIA TECH SCORING DRIVES

	QTR	TD	FG	PLAYERS	PLAY	PL	YDS	TIME
Clemson	2	X		Jude Kelley	45-yd FG	9	47	2:37
	3	X		E.J. Jenkins from Jeff Sims	13-yd pass	9	57	3:42
WCU	1	X		Dontae Smith	9-yd rush	9	72	2:44
	1	X		Dontae Smith	51-yd rush	4	77	0:58
	2	X		Nate McCollum	40-yd rush	5	60	1:26
	2	X		Dontae Smith	2-yd rush	8	61	3:22
	3	X		Dylan McDuffie	2-yd rush	8	61	3:22
UCF	2	X		Malachi Carter from Jeff Sims	59-yd pass	2	73	0:31
	3	X		Jude Kelley	42-yd FG	7	56	2:05
Pitt	1	X		Gavin Stewart	37-yd FG	12	55	3:46
	2	X		Gavin Stewart	33-yd FG	5	51	2:04
	3	X		Gavin Stewart	40-yd FG	4	-6	1:35
	4	X		Gavin Stewart	30-yd FG	9	36	2:41
	4	X		E.J. Jenkins from Jeff Sims	21-yd pass	4	34	2:01
	4	X		Jeff Sims	18-yd rush	3	73	0:30
DUKE	1	X		Gavin Stewart	22-yd FG	12	76	5:29
	2	X		Nate McCollum from Jeff Sims	18-yd pass	12	94	5:44
	3	X		Leo Blackburn from Jeff Sims	37-yd pass	4	71	1:30
	4	X		Gavin Stewart	23-yd FG	13	69	5:49
OT	X		Gavin Stewart	37-yd FG	4	5	0:00	
UVA	1	X		LaMiles Brooks	37-yd INT Return			
	2	X		Gavin Stewart	35-yd FG	9	70	0:52
FSU	1	X		Gavin Stewart	38-yd FG	4	3	1:57
	3	X		E.J. Jenkins from Z. Pyron	32-yd pass	6	54	1:52
	4	X		Zach Pyron	8-yd rush	9	70	1:09

OPPONENT SCORING DRIVES

	QTR	TD	FG	PLAYERS	PLAY	PL	YDS	TIME
Clemson	2	X		W. Shipley	1-yd rush	4	5	2:10
	2	X		B. Collins from D. Ulagalelei	6-yd pass	8	67	2:49
WCU	3	X		B. Potter	29-yd FG	12	63	4:06
	3	X		D. Ulagalelei	9-yd rush	9	74	3:14
	4	X		B. Potter	32-yd FG	6	26	2:14
	4	X		W. Shipley	3-yd rush	4	15	1:04
	4	X		W. Taylor from C. Klubnik	3-yd pass	10	66	3:40
	4	X		T. Home from C. Davis	49-yd pass	5	89	1:46
WCU	1	X		T. Keigley from C. Davis	22-yd pass	7	78	2:41
	4	X		R. McCollum	44-yd FG	14	49	7:34
	1	X		Z. Evans	3-yd rush	5	74	1:21
MISS	1	X		Q. Judkins	7-yd rush	6	20	1:49
	2	X		Z. Evans	26-yd rush	6	77	1:58
	3	X		W. Judkins	1-yd rush	8	68	3:18
DUKE	3	X		U. Bentley IV	15-yd rush	7	69	2:12
	3	X		U. Bentley IV	1-yd rush	12	68	4:00
	1	X		C. Boomer	21-yd FG	20	71	9:47
UCF	2	X		C. Boomer	31-yd FG	10	62	4:07
	2	X		Q. Bullard	29-yd Punt Block Return			
	3	X		C. Boomer	37-yd FG	9	55	4:10
Pitt	4	X		J. Plumlee	28-yd rush	4	57	1:29
	4	X		C. Boomer	43-yd FG	8	49	3:06
	2	X		G. Bartholomew from K. Slovis	29-yd pass	8	75	1:46
DUKE	4	X		J. Bradley from K. Slovis	26-yd pass	9	99	1:54
	4	X		J. Bradley from K. Slovis	18-yd pass	6	68	1:00
	2	X		C. Ham	45-yd FG	12	45	5:44
UVA	3	X		C. Ham	28-yd FG	9	27	3:52
	4	X		S. Hagans	81-yd Punt Return			
	4	X		N. Dalmolin from R. Leonard	2-yd pass	14	80	2:33
	1	X		B. Armstrong	1-yd rush	9	75	4:50
FSU	2	X		D. Wicks from B. Armstrong	44-yd pass	3	69	1:07
	3	X		W. Bettridge	28-yd FG	4	-2	1:58
	1	X		L. Toafili	7-yd rush	9	80	3:50
DUKE	2	X		J. Wilson from J. Travis	78-yd pass	4	90	1:26
	2	X		L. Toafili from J. Travis	62-yd pass	4	66	1:28
	2	X		R. Fitzgerald	34-yd FG	8	24	1:14
	3	X		J. Douglas from J. Travis	24-yd pass	12	91	4:40
	4	X		R. Fitzgerald	24-yd FG	13	74	6:03
	4	X		C. Campbell	7-yd rush	12	97	7:01

TOUCHDOWN DRIVES SUMMARY	GT	OPP
Touchdown plays of 20-plus yards	6	9
Touchdown plays of 50-plus yards	2	2
Touchdown drives of 80-plus yards	1	5
Touchdown drives of 90-plus yards	1	3
Touchdown drives of 20 yards or less	1	3
Touchdown drives of 5:00 or more	1	1
Touchdown drives of 7:00 or more	-	1
Touchdown drives of 3:00 or less	6	17
Touchdown drives of 2:00 or less	5	11
Touchdown drives of 1:00 or less	3	-
Touchdown drives of 5 plays or less	4	6
Touchdown drives of 10 plays or more	1	5
Touchdown drives of 1 play	-	-

does not include special teams or defensive touchdowns

BIG PLAYS

GEORGIA TECH BIG PLAYS (20+ YARDS)

NO.	OPPONENT	PLAYER(S)	PLAY	* Touchdown	
				DOWN-DIST.	YDS.
1.	Clemson	Malachi Carter from Jeff Sims	Pass	2-10	21
2.	Western Carolina	Dontae Smith	Rush	2-1	51*
		Nate McCollum	Rush	2-9	40*
		Nate McCollum	Punt Return		29
		Hassan Hall	KO Return		28
		Charlie Thomas	INT Return		28
		Jeff Sims	Rush	2-3	21
		Hassan Hall	KO Return		21
3.	Ole Miss	Malik Rutherford from Jeff Sims	Pass	1-10	38
4.	UCF	Malachi Carter from Jeff Sims	Pass	1-10	59*
		Hassan Hall	KO Return		41
		Kalani Norris from Jeff Sims	Pass	1-10	30
		Malik Rutherford from Jeff Sims	Pass	3-10	29
		Hassan Hall	KO Return		29
		Nate McCollum from Jeff Sims	Pass	1-10	26
		Malachi Carter from Jeff Sims	Pass	1-10	26
		Hassan Hall	Rush	1-10	23
		Dontae Smith	Rush	2-10	21
				Hassan Hall	Rush
5.	Pitt	Charlie Thomas	FUM Return		43
		Jeff Sims	Rush	1-10	42
		E.J. Jenkins from Jeff Sims	Pass	2-11	33
		Hassan Hall	Rush	1-10	25
		E.J. Jenkins from Jeff Sims	Pass	2-12	21*
				Leo Blackburn from Jeff Sims	Pass
6.	Duke	Ryan King from Jeff Sims	Pass	1-10	25
		Nate McCollum from Jeff Sims	Pass	1-10	21
				LaMiles Brooks	INT Return
7.	Virginia	Nate McCollum from Zach Gibson	Pass	1-10	25
		Malachi Carter from Jeff Sims	Pass	3-5	23
				Charlie Thomas	FUM Return
8.	FSU	E.J. Jenkins from Zach Pyron	Pass	3-13	32*
		E.J. Jenkins from Zach Pyron	Pass	1-10	28

OPPONENT BIG PLAYS (20+ YARDS)

NO.	OPPONENT	PLAYER(S)	PLAY	* Touchdown	
				DOWN-DIST.	YDS.
1.	Clemson	Allen from Ulagalelei	Pass		29
		Collins from Ulagalelei	Pass		26
		Collins from Ulagalelei	Pass		22
		Taylor from Klubnik	Pass		20
2.	Western Carolina	Horne from Davis	Pass	1-10	49*
		Reid from Dvais	Pass	3-10	30
		T. Home	KO Return		22
		A. Colombo	Punt Return		22
		Keigley from Davis	Pass	1-10	22*
		Lee from Davis	Pass	3-3	21
		S. Dukes	KO Return		20
				Watkins from Dart	Pass
3.	Ole Miss	Q. Judkins	Rush	1-10	36
		Mingo from Dart	Pass	1-10	33
		Mingo from Dart	Pass	1-10	27
		Z. Evans	Rush	2-7	26*
		Heath from Dart	Pass	1-10	25
		Heath from Dart	Pass	1-10	24
		D. Wade	KO Return		23
		J. Watkins	Punt Return		22
		Henry from Atmyer	Pass	2-11	22
		Z. Evans	Rush	1-10	20
		J. Dart	Rush	3-16	20
4.	UCF	T. Morris-Brash	Fumble Return		89
		X. Townsend	Punt Return		31
		J. Plumlee	Rush	1-10	28*
		J. Richardson	KO Return		25
		Bowser from Plumlee	Pass	1-10	22
5.	Pitt	C. Flemister	KO Return		31
		Wayne from Slovis	Pass	2-10	30
		Bartholomew from Slovis	Pass	1-10	29*
		Bradley from Slovis	Pass	2-5	26*
		I. Abanikanda	KO Return		21
		C. Flemister	KO Return		20
		Wayne from Slovis	Pass	2-10	20
6.	Duke	S. Hagans	Punt Return		81*
		S. Hagans	Punt Return		40
		J. Stinson	KO Return		25
		Robertson from Leonard	Pass	4-2	22
		J. Moore	Rush	2-5	21
		J. Robertson	KO Return		20
7.	Virginia	Wicks from Armstrong	Pass	1-10	44*
		B. Armstrong	Rush	2-1	43
		Wicks from Armstrong	Pass	2-8	37
		Davis, Jr. from Armstrong	Pass	1-10	31
		Thompson from Armstrong	Pass	1-10	31
		D. Starling	KO Return		24
		B. Kemp	Punt Return		22
		Thompson from Armstrong	Pass	2-7	22
8.	FSU	J. Wilson from J. Travis	Pass	2-9	78*
		L. Toafili from J. Travis	Pass	2-22	62*
		J. Douglas from J. Travis	Pass	1-10	27
		T. Benson	Rush	1-10	27
		O. Wilson from J. Travis	Pass	3-16	24
		J. Wilson from J. Travis	Pass	3-12	24
		J. Douglas from J. Travis	Pass	1-10	24*
		M. Pittman	Punt Return		23
		T. Benson	Rush	1-10	22
		L. Toafili	Rush	1-10	20

BIG PLAYS FROM SCRIMMAGE SUMMARY

	20-29	30-39	40-49	50-59	60-69	70-79	80-89	90-99	TOT
RUSH/CATCH									
Malachi Carter	3 (0/3)	-	-	1 (0/1)	-	-	-	-	4
E.J. Jenkins	2 (0/2)	2 (0/2)	-	-	-	-	-	-	4
Nate McCollum	3 (0/3)	-	1 (1/0)	-	-	-	-	-	4
Hassan Hall	2 (2/0)	-	-	1 (1/0)	-	-	-	-	3
Dontae Smith	1 (1/0)	-	-	1 (1/0)	-	-	-	-	2
Kalani Norris	1 (0/1)	1 (0/1)	-	-	-	-	-	-	2
Jeff Sims	1 (1/0)	-	1 (1/0)	-	-	-	-	-	2
Leo Blackburn	-	1 (0/1)	-	-	-	-	-	-	1
Ryan King	1 (0/1)	-	-	-	-	-	-	-	1
Malik Rutherford	-	1 (0/1)	-	-	-	-	-	-	1
Totals	14 (4/10)	5 (0/5)	2 (2/0)	2 (1/1)	1 (1/0)	-	-	-	24
Opponents	27 (8/19)	8 (1/7)	3 (1/2)	-	1 (0/1)	1 (0/1)	-	-	40
PASSING									
Jeff Sims	8	4	-	1	-	-	-	-	13
Zach Pyron	1	1	-	-	-	-	-	-	2
Zach Gibson	1	-	-	-	-	-	-	-	1
Totals	8	5	-	1	-	-	-	-	11
Opponents	19	7	2	-	1	1	-	-	30

THE LAST TIME IT HAPPENED ...

TEAM

	GEORGIA TECH	OPPONENT
Scored 50 Points	Nov. 28, 2020 vs. Duke (56)	Nov. 20, 2021 by No. 6 Notre Dame (55)
Scored 50 Points, ACC Game	Nov. 28, 2020 vs. Duke (56)	Oct. 2, 2021 by Pitt (52)
Scored 35 Points, Half	Oct. 5, 2018 at Louisville (35/2nd)	Nov. 20, 2021 by No. 6 Notre Dame (45/1st)
Scored 28 Points, Quarter	Sept. 3, 2015 vs. Alcorn State (34/1st)	Oct. 17, 2020 by No. 1 Clemson (2nd/35)
Scored 0 Points	Sept. 10, 2022 vs. No. 20/17 Ole Miss	Sept. 1, 2018 by Alcorn State
Scored 0 Points, Half	Sept. 20, 2022 vs. Virginia (2nd)	Sept. 1, 2018 by Alcorn State (2nd)
Overcame 10-Point Deficit, Win	Oct. 9, 2020 vs. Louisville (21-7)	Sept. 8, 2018 by USF (28-38)
Overcame 10-Point Halftime Deficit, Win	Sept. 12, 2020 at Florida State (0-10)	Nov. 30, 2013 by Georgia (20T) (7-20)
40-Point Margin of Victory	Sept. 29, 2018 vs. Bowling Green (63-17)	Sept. 10, 2022 by No. 20/17 Ole Miss (42-0)
30-39-Point Margin of Victory	Oct. 5, 2018 at Louisville (66-31)	Sept. 5, 2022 by No. 4 Clemson (41-10)
Scored 30 Points or more, Loss	Nov. 13, 2021 vs. Boston College (30)	Oct. 5, 2018 by Louisville (31)
Scored fewer than 10 Points, Win	Nov. 11, 2006 at North Carolina (7-0)	Dec. 2, 2006 by Wake Forest (9-6)
7 Touchdowns	Nov. 28, 2020 vs. Duke (7)	Nov. 20, 2021 by No. 6 Notre Dame (7)
0 Touchdowns	Sept. 10, 2022 vs. No. 20/17 Ole Miss	Sept. 1, 2018 by Alcorn State
5+ Rushing Touchdowns	Sept. 10, 2022 vs. Western Carolina (5)	Sept. 10, 2022 by No. 20/17 Ole Miss (6)
4+ Passing Touchdowns	Sept. 13, 2014 vs. Georgia Southern (4)	Oct. 23, 2021 by Virginia (4)
Interception Return for TD	Oct. 20, 2022 vs. Virginia LaMiles Brooks (37 yards) (Brennan Armstrong pass)	Nov. 20, 2021 by No. 6 Notre Dame Jack Kiser (43 yards) (Jordan Yates pass)
Fumble Return for TD	Nov. 6, 2021 at Miami (Fla.); Jaylon King (40 yards)	Nov. 20, 2021 by No. 6 Notre Dame; Myron Tagovailoa-Amosa (70 yards)
Punt Return for TD	Sept. 10, 2009 vs. Clemson; Jerrard Tarrant (85 yards)	Oct. 8, 2022 by Duke; Sahmir Hagans (81 yards)
Blocked Punt Return for TD	Sept. 27, 1997 vs. Clemson Block by Ajenavi Eziemefe, D'Jay Jones recovered for TD	Sept. 24, 2022 by UCF Jarvis Ware blocked and Quadric Bullard recovered for a TD
Kickoff Return for TD	Nov. 13, 2021 vs. Boston College; Jahmyr Gibbs (98-yard return)	Sept. 8, 2018 by USF; Terrence Horne (98 yards) Sept. 8, 2018 by USF; Terrence Horne (97 yards)
2 Non-Offensive TDs	Nov. 8, 2014 at NC State (INT return, fumble return)	Nov. 20, 2021 by No. 6 Notre Dame (INT return; fumble return)
4 Field Goals Made	Oct. 1, 2022 at No. 24 Pitt (4)	Oct. 30, 2021 by Virginia Tech (4)
3 Field Goals Missed	Sept. 4, 2021 vs. Northern Illinois (3)	Oct. 19, 2019 by Miami (3)
5 Field Goals Attempted	Dec. 31, 2011 vs. Utah (5)	Nov. 17, 2007 by North Carolina (5)
50-yard Field Goal Made	Dec. 31, 2016 vs. Kentucky (Harrison Butker, 52)	Sept. 23, 2017 by Pittsburgh; Alex Kessman (55 yards)
Missed PAT	Oct. 20, 2022 vs. Virginia	Sept. 26, 2020 by Syracuse
Missed more than 1 PAT	Nov. 3, 2012 at Maryland (2)	Nov. 5, 1977 by Notre Dame (2)
Made 2-Point Conversion	Oct. 23, 2021 at Virginia (A. Boyd pass from J. Sims)	Sept. 25, 2021 by No. 20 UNC (C. Baker pass from S. Howell)
Failed 2-Point Conversion	Oct. 23, 2021 at Virginia (PeJe Harris pass failed)	Nov. 21, 2019 by NC State (Devin Leary pass failed)
Two+ 2-Point Conversions Att.	Oct. 23, 2021 at Virginia (2, 1 converted)	Nov. 11, 2017 by No. 17 Virginia Tech (2, 2 failed)
Defensive Extra Point Scored	Nov. 6, 2021 at Miami (Fla.) Juanyeh Thomas 100-yard INT return (Tyler Van Dyke pass)	None recorded
Recorded Safety	Sept. 18, 2021 at No. 6 Clemson J. Thomas forced Clemson fumble, fell on in own end zone	Nov. 28, 2020 by Duke GT fumbled a punt return into the endzone
Blocked Field Goal	Oct. 20, 2022 vs. Virginia Zeek Biggers blocked W. Bettridge's attempt	Sept. 4, 2017 by No. 25/24 Tennessee (20T) Paul Bain blocked Shawn Davis' attempt
Blocked PAT	Sept. 26, 2020 vs. Syracuse (D'Quon Douse)	Oct. 23, 2021 at Virginia (N. Taylor)
Blocked Punt	Oct. 20, 2022 vs. Virginia Daylon Gordon blocked punt of D. Sparks	Sept. 24, 2022 by UCF Jarvis Ware blocked punt of David Shanahan
Blocked 2 Kicks/Punts	Oct. 20, 2022 vs. Virginia (field goal/punt)	Sept. 5, 2022 by No. 4 Clemson (2 punts)
30+ First Downs	Oct. 25, 2018 at Virginia Tech (35)	Oct. 29, 2022 by Florida State (32)
10 (or fewer) First Downs	Nov. 27, 2021 vs. No. 1 Georgia (9)	Sept. 1, 2018 by Alcorn State (9)
500-599 Yards Total Offense	Oct. 23, 2021 at Virginia (570)	Sept. 10, 2022 by No. 20/17 Ole Miss (547)
600+ Yards Total Offense	Sept. 8, 2018 at USF (602)	Oct. 29, 2022 by Florida State (642)
< 200 Yards Total Offense	Nov. 16, 2019 vs. Virginia Tech (134)	Sept. 1, 2018 by Alcorn State (146)
< 100 Yards Total Offense	Nov. 18, 1961 at Alabama (96)	Oct. 9, 2004 by Maryland (82)
300+ Yards Total Offense, Half	Sept. 25, 2021 vs. No. 20 UNC (313/2nd)	Oct. 23, 2021 by Virginia (307/2nd)
< 50 Yards Total Offense, Half	Oct. 29, 2022 at Florida State (24/1st)	Sept. 9, 2017 by Jacksonville State (45/2nd)
90 Offensive Plays	Sept. 4, 2017 vs. No. 25/24 Tennessee (20T) (96)	Oct. 9, 2021 by Duke (91)
50 (or fewer) Offensive Plays	Nov. 2, 2019 vs. Pitt (50)	Oct. 25, 2018 by Virginia Tech (47)
300-399 Yards Rushing	Nov. 28, 2020 vs. Duke (377)	Sept. 10, 2022 by No. 20/17 Ole Miss (316)
400+ Yards Rushing	Nov. 3, 2018 at North Carolina (461)	Aug. 29, 2019 by No. 1 Clemson (411)
50 Yards (or less) Rushing	Nov. 27, 2004 at Georgia (24)	Sept. 23, 2017 by Pittsburgh (37)
0 Yards (or less) Rushing	1968 (two times – vs. Notre Dame and Navy)	Nov. 2, 2013 by Pittsburgh (-5)
60+ Rushing Attempts	Oct. 25, 2018 at Virginia Tech (78)	Sept. 10, 2022 by No. 20/17 Ole Miss (62)
30 (or fewer) Rushing Attempts	Oct. 29, 2022 at Florida State (30)	Oct. 23, 2021 by Virginia (30)
25+ Pass Completions	Oct. 23, 2021 at Virginia (27)	Oct. 1, 2022 by No. 24 Pitt (26)
5 (or fewer) Pass Completions	Nov. 24, 2018 at No. 5 Georgia (5)	Sept. 14, 2019 by The Citadel (1)

THE LAST TIME IT HAPPENED ...
TEAM

	GEORGIA TECH	OPPONENT
40+ Pass Attempts	Oct. 23, 2021 at Virginia (44)	Oct. 8, 2022 by Duke (42)
10 (or fewer) Pass Attempts	Nov. 17, 2018 vs. Virginia (OT) (8)	Sept. 14, 2019 by The Citadel (4)
Threw 3 Interceptions	Sept. 26, 2020 vs. Syracuse (4)	Sept. 10, 2022 by Western Carolina (3)
300-399 Yards Passing	Sept. 24, 2022 at UCF (314)	Oct. 29, 2022 by Florida State (396)
400+ Yards Passing	Nov. 10, 2001 at Virginia (486)	Oct. 17, 2020 by No. 1 Clemson (500)
100 (or less) Yards Passing	Nov. 20, 2021 at No. 6 Notre Dame (96)	Sept. 1, 2018 by Alcorn State (69)
Completed 70 Percent of Passes	Sept. 11, 2021 vs. Kennesaw State (.739, 17-of-23)	Oct. 9, 2021 by Duke (.759, 22-of-29)
5+ Fumbles	Oct. 13, 2018 vs. Duke (6)	Oct. 25, 2014 by Pittsburgh (7)
4+ Fumbles Lost	Sept. 23, 2017 vs. Pittsburgh (4)	Nov. 28, 2020 by Duke (4)
5 Turnovers	Sept. 26, 2020 vs. Syracuse (5)	Nov. 28, 2020 by Duke (5)
0 Turnovers	Oct. 29, 2022 at Florida State	Dec. 5, 2020 by NC State
10 Penalties	Sept. 5, 2022 vs. No. 4 Clemson (10)	Oct. 29, 2022 by Florida State (13)
2 (or fewer) Penalties	Sept. 7, 2019 vs. USF (2)	Nov. 30, 2019 by No. 4 Georgia (0)
100+ Penalty Yards	Oct. 29, 2022 at Florida State (107)	Oct. 29, 2022 by Florida State (104)
10 (or fewer) Penalty Yards	Oct. 14, 2017 vs. No. 11/10 Miami (6)	Nov. 30, 2019 by No. 4 Georgia (0)
10 Punts	Oct. 20, 2022 vs. Virginia (10)	Oct. 11, 2008 by Gardner-Webb (10)
0 Punts	Oct. 5, 2018 at Louisville	Oct. 29, 2022 by Florida State
10 Third-Down Conversions	Dec. 5, 2020 at NC State (10)	Oct. 31, 2020 by No. 4 Notre Dame (10)
2+ Fourth-Down Conversions	Oct. 29, 2022 at Florida State (2-of-3)	Sept. 24, 2022 by UCF (2-of-2)
4 Fourth-Down Attempts	Oct. 2, 2021 vs. Pitt (2-of-4)	Sept. 12, 2020 by Florida State (3-of-5)
37:00 or higher TOP	Oct. 25, 2018 at Virginia Tech (42:18)	Nov. 19, 2016 by Virginia (38:37)
15 Tackles for Loss	Sept. 1, 2007 at Notre Dame (19)	None Recorded
10 Sacks	Oct. 9, 1993 vs. Maryland (11)	None Recorded
5 Players to Score TD	Sept. 11, 2021 vs. Kennesaw State (5)	Oct. 29, 2022 by Florida State (5)
4 Players to Rush for TD	Oct. 9, 2020 vs. Louisville (4)	Nov. 10, 2012 by North Carolina (4)
3 Players to Catch TD Pass	Oct. 9, 2021 at Duke (3)	Oct. 29, 2022 by Florida State (3)
2 Players to Throw TD Pass	Oct. 9, 2020 vs. Louisville (2 - Jeff Sims & Ahmarean Brown)	Sept. 5, 2022 by No. 4 Clemson (1 - DJ Uীগalelei; 1 - Cade Klubnik)
15-Play+ Touchdown Drive	Sept. 4, 2021 vs. Northern Illinois (17)	Oct. 31, 2020 by No. 4 Notre Dame (15)
8-Minute+ Touchdown Drive	Sept. 30, 2017 vs. North Carolina (8:54)	Oct. 31, 2020 by No. 4 Notre Dame (8:38)
90-Yard+ Touchdown Drive	Oct. 8, 2022 vs. Duke (94)	Oct. 29, 2022 by Florida State (91)
1-Play Touchdown Drive	Nov. 3, 2018 at North Carolina (Q. Searcy 86-yd pass from T. Oliver)	Oct. 17, 2020 by No. 1 Clemson (A. Rodgers 83-yd pass from T. Lawrence)
Won an Overtime Game	Oct. 8, 2022 vs. Duke (OT) (23-20)	Sept. 14, 2019 by The Citadel (OT) (27-24)
Game Won on Final Play	Oct. 24, 2015 vs. Florida State (Lance Austin 78-yard missed FG return)	Sept. 14, 2019 by The Citadel (37-yard FG in overtime)

BOTH TEAMS COMBINED

90 Points	Oct. 5, 2018 at Louisville (97) (66-31)	6 Field Goals	Nov. 17, 2018 vs. Virginia (OT) (6)
100+ Rushing Attempts	Oct. 9, 2021 at Duke (101)	5 Fumbles Lost	Sept. 23, 2017 vs. Pittsburgh (5)
20 (or fewer) Points	Nov. 28, 2015 vs. Georgia (20) (13-7)	4 Field Goals Missed	Oct. 20, 2012 vs. Boston College (4)
60 (or fewer) Rushing Att.	Sept. 9, 2006 vs. Samford (51)	10 Turnovers	Nov. 17, 1990 at Wake Forest (10)
10 (or fewer) Points	Nov. 11, 2006 at North Carolina (7) (7-0)	8 Field Goals Att.	Nov. 17, 2007 vs. North Carolina (8)
700+ Yards Passing	Oct. 2, 2021 by Pitt (758)	0 Turnovers	Oct. 15, 2016 vs. Georgia Southern
50 Points in a Half	Oct. 2, 2021 by Pitt (56)	50 First Downs	Oct. 23, 2021 at Virginia (60)
150 (or fewer) Passing Yds.	Nov. 3, 2012 at Maryland (146)	20 Penalties	Oct. 29, 2022 at Florida State (22)
0 Points in a Half	Nov. 11, 2006 at North Carolina (2nd)	25 (or fewer) First Downs	Oct. 18, 2008 at Clemson (24) (12-12)
50 Pass Completions	Oct. 23, 2021 at Virginia (56)	5 (or fewer) Penalties	Nov. 21, 2019 vs. NC State (5)
30 Points in a Quarter	Nov. 28, 2020 vs. Duke (33/2nd)	1,000+ Yards Total Offense	Oct. 23, 2021 at Virginia (1,206)
20 (or fewer) Completions	Sept. 14, 2019 vs. The Citadel (8)	200 Penalty Yards	Oct. 29, 2022 at Florida State (211)
10+ Touchdowns	Oct. 2, 2021 by Pitt (10)	500 Yds (or fewer) Total Off.	Oct. 22, 2011 at Miami (473)
90 Pass Attempts	Oct. 26, 2002 vs. Virginia (101)	25 (or fewer) Penalty Yards	Oct. 22, 2011 at Miami (15)
0 Touchdowns	Dec. 2, 2006 vs. Wake Forest	160+ Offensive Plays	Sept. 19, 2020 vs. No. 14 UCF (173)
30 (or fewer) Pass Att.	Sept. 14, 2019 vs. The Citadel (17)	15+ Punts	Oct. 20, 2020 vs. Virginia (16)
5 Touchdowns in a Quarter	Oct. 17, 2020 vs. No. 1 Clemson (5/2nd)	120 (or fewer) Off. Plays	Nov. 16, 2019 vs. Virginia Tech (117)
5 Passes Intercepted	Nov. 1, 2007 vs. Virginia Tech (5)	0 Punts	Dec. 5, 2009 vs. Clemson
8 Touchdowns in a Half	Oct. 2, 2021 by Pitt (8/1st)	600+ Yards Rushing	Oct. 5, 2018 at Louisville (655)
10 Fumbles	Oct. 13, 2018 vs. Duke (10)	10 Sacks	Nov. 10, 2007 at Duke (10)
		150 (or fewer) Rushing Yds.	Nov. 19, 2005 at Miami (150)

THE LAST TIME IT HAPPENED ...
INDIVIDUAL

	GEORGIA TECH	OPPONENT
30+ Rushing Attempts	Oct. 25, 2018 at Virginia Tech, Tobias Oliver (40)	Nov. 6, 2021 by Miami (Fla.), Jaylan Knighton (32)
150-199 Yards Rushing	Oct. 1, 2022 at No. 24 Pitt, Hassan Hall (157)	Sept. 17, 2022 by No. 20/17 Ole Miss, Zach Evans (134)
200+ Yards Rushing	Oct. 25, 2018 at Virginia Tech, Tobias Oliver (215)	Aug. 29, 2019 by No. 1 Clemson, Travis Etienne (205)
50+ Pass Attempts	Oct. 6, 2005 vs. NC State, Reggie Ball (53)	Oct. 5, 2019 by North Carolina, Sam Howell (51)
40+ Pass Attempts	Oct. 23, 2021 at Virginia, Jeff Sims (44)	Oct. 1, 2022 by No. 24 Pitt, Kedon Slovis (45)
25+ Pass Completions	Oct. 23, 2021 at Virginia, Jeff Sims (27)	Oct. 1, 2022 by No. 24 Pitt, Kedon Slovis (26)
Threw 3 Interceptions	Sept. 26, 2020 vs. Syracuse, Jeff Sims (4)	Nov. 3, 2018 by North Carolina, Nathan Elliott (3)
300-399 Yards Passing	Oct. 23, 2021 at Virginia, Jeff Sims (300)	Oct. 29, 2022 by Florida State, Jordan Travis (396)
400+ Yards Passing	Nov. 10, 2001 at Virginia, George Godsey (486)	Oct. 17, 2020 by No. 1 Clemson, Trevor Lawrence (404)
Rushed & Passed for 100+ Yds.	Sept. 25, 2021 vs. No. 20 UNC, Jeff Sims (128/112)	Oct. 9, 2020 by Louisville, Javian Hawkins (155/229)
Rushed & Received for 100+ Yds.	Nov. 14, 2013 at Clemson Robert Godhigh (126/203)	Oct. 30, 1997 by North Carolina J. Linton (138/137)
300-399 Yards Total Offense	Nov. 4, 2017 at Virginia, TaQuon Marshall (322)	Oct. 14, 2017 by No. 11/10 Miami, Malik Rosier (317)
400+ Yards Total Offense	Oct. 29, 2016 vs. Duke, Justin Thomas (459)	Oct. 6, 2012 by Clemson, Tajh Boyd (460)
10+ Receptions	Oct. 7, 2006 vs. Maryland, Calvin Johnson (10)	Nov. 17, 2018 by Virginia, Olamide Zaccheaus (10)
100-199 Yards Receiving	Oct. 8, 2022 vs. Duke, Nate McCollum (101)	Oct. 29, 2022 by Florida State, Johnny Wilson (111)
200+ Yards Receiving	Oct. 4, 2008 vs. Duke, Demaryius Thomas (230)	Nov. 6, 2021 by Miami (Fla.), Charleston Rambo (210)
4+ Touchdowns Scored	Sept. 4, 2017 vs. No. 25/24 Tennessee (20T) TaQuon Marshall (5)	Sept. 4, 2017 by No. 25/24 Tennessee (20T) John Kelly (4)
3+ Touchdowns Rushing	Sept. 10, 2022 vs. Western Carolina Dontae Smith (3)	Nov. 13, 2021 by Boston College Phil Jurkovec (3)
3+ Touchdowns Receiving	Sept. 11, 2004 vs. Clemson, Calvin Johnson (3)	Nov. 29, 2008 by Georgia, Mohamed Massaquoi (3)
4+ Touchdowns Passing	Sept. 11, 2021 vs. Kennesaw State, Jordan Yates (4)	Nov. 27, 2021 by No. 1 Georgia, Stetson Bennett (4)
Rushing & Receiving TDs	Oct. 24, 2020 at Boston College, Ahmarea Brown (1/1)	Oct. 14, 2017 by No. 11/10 Miami, Travis Homer (1/1)
Rushing & Passing TDs	Oct. 1, 2022 at No. 24 Pitt, Jeff Sims (1/1)	Nov. 16, 2019 by Virginia Tech, Hendon Hooker (1/2)
Passing & Receiving TDs	Nov. 17, 2007 vs. North Carolina Taylor Bennett (1/1)	Nov. 18, 2017 by Duke Shaun Wilson (1/2)
3 Field Goals	Oct. 8, 2022 vs. Duke Gavin Stewart (3-of-3)	Nov. 18, 2017 by Duke Austin Parker (3-of-3)
4+ Field Goals	Oct. 1, 2022 at No. 24 Pitt Gavin Stewart (4-of-4)	Oct. 30, 2021 by Virginia Tech John Parker Romo (4-of-5)
5 Field Goal Attempts	Sept. 1, 2007 vs. Notre Dame Travis Bell (5)	Oct. 30, 2021 by Virginia Tech John Parker Romo (5)
Made a 50-yard Field Goal	Dec. 31, 2016 vs. Kentucky, Harrison Butker (52)	Sept. 23, 2017 by Pittsburgh, Alex Kessman (55)
Attempted a 60-yard Field Goal	Sept. 4, 2021 vs. Northern Illinois Gavin Stewart (60/miss)	Nov. 17, 2007 by North Carolina Connor Barth (63/miss)
10+ Punts	Oct. 20, 2022 vs. Virginia, David Shanahan (10)	None recorded
60-69 yard Punt	Sept. 4, 2021 vs. Northern Illinois, David Shanahan (63)	Nov. 4, 2017 by Virginia, Lester Coleman (63)
70-yard+ Punt	Oct. 9, 2021 at Duke David Shanahan (71)	Sept. 4, 2017 by No. 25/24 Tennessee (20T) Trevor Daniel (70)
100+ Punt Return Yards	Aug. 31, 2002 vs. Vanderbilt, Kelley Rhino (110)	None recorded
70-89 yard Punt Return	Sept. 10, 2009 vs. Clemson Jerrard Tarrant (85 TD)	Sept. 23, 2017 by Pittsburgh Quadree Henderson (80 TD)
Punt Return for a Touchdown	Sept. 10, 2009 vs. Clemson, Jerrard Tarrant	Oct. 8, 2022 by Duke, Sahmir Hagans
90-yard+ Kickoff Return	Nov. 24, 2018 at No. 5 Georgia Juanyeh Thomas (100 TD)	Sept. 8, 2018 by USF Terrence Horne (98 TD, 97 TD)
Kickoff Return for a Touchdown	Nov. 13, 2021 vs. Boston College Jahmyr Gibbs (98 TD)	Sept. 8, 2018 by USF Terrence Horne (98 TD, 97 TD)
70-yard+ Interception Return	Aug. 31, 2013 vs. Elon, Tyler Marcordes (95)	Nov. 9, 2002 by Florida State, S. Samuels (82 TD)
15+ Tackles	Oct. 30, 2021 vs. Virginia Tech, Ayinde Eley/Quez Jackson (16)	Oct. 13, 2018 by Duke, Joe Giles-Harris (15)
3.0+ Sacks	Nov. 30, 2013 vs. Georgia (20T), Jeremiah Attaochu (4.0)	Oct. 12, 2019 by Duke, Victor Dimukeje (3.0)
2+ Interceptions	Sept. 11, 2021 vs. Kennesaw State, Charlie Thomas (2)	Sept. 12, 2020 by Florida State, Asante Samuel (2)
2+ Fumble Recoveries	Oct. 5, 2018 at Louisville, Charlie Thomas (2)	Nov. 21, 2019 by NC State, Larrell Murchison (2)
2+ Forced Fumbles	Sept. 11, 2021 vs. Kennesaw State, Jordan Domineck (2)	Nov. 20, 2021 by No. 6 Notre Dame, Isaiah Foskey (2)

TWO PLAYERS

	GEORGIA TECH	OPPONENT
2 100-yard Rushers	Nov. 28, 2020 vs. Duke Jeff Sims (108) and Jordan Mason (105)	Nov. 28, 2009 by Georgia Washaun Ealey (183) and Caleb King (166)
2 100-yard Receivers	Sept. 10, 2005 vs. North Carolina Damarius Bilbo (131) and Calvin Johnson (114)	Oct. 2, 2021 by Pitt Jordan Addison (117) and Taysir mack (121)
100-yard Rusher/100-yard Receiver	Sept. 8, 2018 TaQuon Marshall (113) and Clinton Lynch (111)	Oct. 29, 2022 by Florida State Trey Benson (111) and Johnny Wilson (111)
250 Combined Yards Rushing	Nov. 21, 2019 vs. NC State James Graham and Jordan Mason (270)	Aug. 29, 2019 by No. 1 Clemson Travis Etienne and Lyn-J Dixon (272)
250 Combined Yards Receiving	Jan. 1, 2007 vs. West Virginia Calvin Johnson and James Johnson (254)	Oct. 23, 2021 by Virginia Dontayvion Wicks and Keytaon Thompson (257)
20 Combined Receptions	Nov. 10, 2001 at Virginia Will Glover and Kerry Watkins (21)	Oct. 26, 2013 by Virginia Darius Jennings and Tim Smith (23)

	No. 4 CLEMSON	41
	1-0, 1-0	
	GEORGIA TECH	10
	0-1, 0-1	

Game 1 • Sept. 5, 2022 • Atlanta, Ga. • Mercedes-Benz Stadium (47,712)

SCORING SUMMARY

	1	2	3	4	F
Clemson	0	14	10	17	41
Georgia Tech	0	3	7	0	10

2nd 9:53	CLEM Shipley,Will 1 yd run (Potter,B.T. kick), 4-18 2:10	CLEM 7 - GT 0
3:52	CLEM Collins,Beaux 6 yd pass from Uiagalelei,DJ (Potter,B.T. kick), 8-67 2:49	CLEM 14 - GT 0
1:15	GT Kelley, J. 45 yd field goal, 9-47 2:37	CLEM 14 - GT 3
3rd 9:47	GT Jenkins, EJ 13 yd pass from Sims, J. (Kelley, J. kick), 9-57 3:42	CLEM 14 - GT 10
5:41	CLEM Potter,B.T. 29 yd field goal, 12-63 4:06	CLEM 17 - GT 10
1:18	CLEM Uiagalelei,DJ 9 yd run (Potter,B.T. kick), 9-74 3:14	CLEM 24 - GT 10
4th 8:45	CLEM Potter,B.T. 32 yd field goal, 6-26 2:14	CLEM 27 - GT 10
6:27	CLEM Shipley,Will 3 yd run (Potter,B.T. kick), 4-22 1:04	CLEM 34 - GT 10
1:35	CLEM Taylor,Will 3 yd pass from Klubnik,Cade (Gunn III,Robert kick), 10-66 3:40	CLEM 41 - GT 10

TEAM STATISTICS

	CLEM	GT
First Downs.....	22	13
Rushes-Yards.....	40-119	30-73
Passing Yards.....	259	164
Pass Comp-Att-Int.....	23-38-0	23-36-0
Total Offense.....	378	237
Fumbles-Lost.....	2-1	2-0
Penalties-Yards.....	3-10	10-86
Punts-Yards (Avg./Net).....	6-264 (44.0/42.7)	8-284 (35.5/34.0)
Kickoffs-Yards (Avg./Net).....	8-520 (65.0/40.0)	3-195 (65.0-40.0)
Punt Returns (No.-Yds.-TD).....	4-48-0	1-8-0
Kickoff Returns (No.-Yds.-TD).....	0-0-0	0-0-0
Interceptions (No.-Yds.-TD).....	1-0-0	0-0-0
Fumble Returns (No.-Yds.-TD).....	0-0-0	0-0-0
Time of Possession.....	30:47	29:13
Third-Down Conversions.....	7-of-16	2-of-16
Fourth-Down Conversions.....	1-of-1	2-of-3
Red-Zone Scores-Chances.....	7-7	1-1
Sacks By (No.-Yds.).....	2-13	3-19
Field Goals.....	2-2	1-2
Points Off Turnovers.....	0	0

INDIVIDUAL STATISTICS

RUSHING: GT — Sims, J. 13-41; Smith, Don. 9-30; McDuffie, D. 3-5; Hall, H. 4-1; Carter, M. 1-(-4).
 CLEM — Shipley,Will 10-42; Mafah,Phil 8-28; Uiagalelei,DJ 13-19; Pace,Kobe 5-13; Thomas,Domoniqu 3-13; Klubnik,Cade 1-4.
PASSING: GT — Sims, J. 23-36-1 164.
 CLEM — Uiagalelei,DJ 19-32-0 210; Klubnik,Cade 4-6-0 49.
RECEIVING: GT — McCollum, N. 6-55; Jenkins, EJ 3-34; McDuffie, D. 3-19; Smith, Don. 3-16; Hall, H. 3-(-3); Carter, M. 2-24; Benson, L. 2-9; Rutherford, M. 1-10.
 CLEM — Williams,Antoni 4-37; Pace,Kobe 4-22; Collins,Beaux 3-54; Allen,Davis 2-45; Swinney,Drew 2-26; Taylor,Will 2-23; Spector,Brannon 2-11; Shipley,Will 1-14; Briningstool,Ja 1-12; Williams,E.J. 1-8; Ngata,Joseph 1-7.
INTERCEPTIONS: GT — None.
 CLEM — Mukuba.
FUMBLE RECOVERIES: GT — Eley.
 CLEM — None.
FORCED FUMBLES: GT — Eley.
 CLEM — None.
TACKLES FOR LOSS: GT — White 2.0-17; Johnson 1.0-3; Yondjoeun 1.0-3; Stone 1.0-2.
 CLEM — Henry 2.5-13; Bresee 2.0-5; Orhororo 1.5-2; Carter 1.0-4; Greene 1.0-4; Robinson 1.0-2; Trotter 0.5-2; Williams 0.5-2.
SACKS: GT — White 2.0-17; Stone 1.0-2.
 CLEM — Henry 1.0-8; Bresee 0.5-3; Trotter 0.5-2.

	WESTERN CAROLINA	17
	1-1, 0-0	
	GEORGIA TECH	35
	1-1, 0-1	

Game 2 • Sept. 10, 2022 • Atlanta, Ga. • Bobby Dodd Stadium (36,486)

SCORING SUMMARY

	1	2	3	4	F
Western Carolina	14	0	0	3	17
Georgia Tech	14	14	7	0	35

1st 11:12	WCU Horne,Terrence 49 yd pass from Davis,Carlos (McCollum,Richar kick), 5-89 1:46	WCU 7 - GT 0
8:22	GT Smith, Don. 9 yd run (Kelley, J. kick), 9-72 2:44	WCU 7 - GT 7
5:37	WCU Keigley,Toler 22 yd pass from Davis,Carlos (McCollum,Richar kick), 7-78 2:41	WCU 14 - GT 7
4:35	GT Smith, Don. 51 yd run (Kelley, J. kick), 4-77 0:58	WCU 14 - GT 14
2nd 10:56	GT McCollum, N. 40 yd run (Kelley, J. kick), 5-60 1:26	WCU 14 - GT 21
1:56	GT Smith, Don. 3 yd run (Kelley, J. kick), 4-39 1:17	WCU 14 - GT 28
3rd 3:55	GT McDuffie, D. 2 yd run (Kelley, J. kick), 8-61 3:22	WCU 14 - GT 35
4th 11:21	WCU McCollum,Richar 44 yd field goal, 14-49 7:34	WCU 17 - GT 35

TEAM STATISTICS

	WCU	GT
First Downs.....	26	15
Rushes-Yards.....	40-119	34-243
Passing Yards.....	271	100
Pass Comp-Att-Int.....	24-35-3	8-17-1
Total Offense.....	390	343
Fumbles-Lost.....	3-1	0-0
Penalties-Yards.....	7-65	4-50
Punts-Yards (Avg./Net).....	3-127 (42.3/28.0)	5-215 (43.0/36.2)
Kickoffs-Yards (Avg./Net).....	4-250 (62.5/39.5)	6-386 (64.3/40.7)
Punt Returns (No.-Yds.-TD).....	2-34-0	2-43-0
Kickoff Returns (No.-Yds.-TD).....	2-42-0	3-67-0
Interceptions (No.-Yds.-TD).....	1-6-0	3-29-0
Fumble Returns (No.-Yds.-TD).....	0-0-0	0-0-0
Time of Possession.....	40:16	19:44
Third-Down Conversions.....	6-of-14	5-of-11
Fourth-Down Conversions.....	0-of-1	0-of-0
Red-Zone Scores-Chances.....	2-2	3-4
Sacks By (No.-Yds.).....	0-0	4-27
Field Goals.....	1-1	0-1
Points Off Turnovers.....	0	14

INDIVIDUAL STATISTICS

RUSHING: GT — Smith, Don. 11-102; Sims, J. 8-48; McCollum, N. 2-47; McDuffie, D. 8-25; Hall, H. 5-21.
 WCU — Reid,Desmond 10-47; Davis,Carlos 12-38; Reddick Jr.,Cor 6-32; Jones,TJ 5-14; Adams,Branson 1-3; Gonzales,Cole 5-3; TEAM 1-(-18).
PASSING: GT — Sims, J. 8-17-1 100.
 WCU — Davis,Carlos 18-27-2 233; Gonzales,Cole 6-8-1 38.
RECEIVING: GT — Carter, M. 2-22; Benson, L. 1-19; McCollum, N. 1-17; Norris, K. 1-17; Jenkins, EJ 1-13; Harris, P. 1-12; Rutherford, M. 1-0.
 WCU — Belanger,Ajay 6-42; Jones,TJ 5-38; Reid,Desmond 4-65; Williams,Raphae 2-22; Horne,Terrence 1-49; Keigley,Toler 1-22; Lee,Censere 1-21; Bardall,Clayton 1-12; Reddick Jr.,Cor 1-7; Adams,Branson 1-(-1); Davis,Carlos 1-(-6).
INTERCEPTIONS: GT — Thomas; Sims; Allen.
 WCU — Gattison.
FUMBLE RECOVERIES: GT — Eley.
 WCU — None.
FORCED FUMBLES: GT — None.
 WCU — None.
TACKLES FOR LOSS: GT — White 2.0-17; Johnson 1.0-3; Yondjoeun 1.0-3; Stone 1.0-2.
 WCU — Henry 2.5-13; Bresee 2.0-5; Orhororo 1.5-2; Carter 1.0-4; Greene 1.0-4; Robinson 1.0-2; Trotter 0.5-2; Williams 0.5-2.
SACKS: GT — White 2.0-17; Stone 1.0-2.
 WCU — Henry 1.0-8; Bresee 0.5-3; Trotter 0.5-2.

	No. 20/17 OLE MISS	42
	3-0, 0-0	
	GEORGIA TECH	0
	1-2, 0-1	

Game 3 • Sept. 17, 2022 • Atlanta, Ga. • Bobby Dodd Stadium (40,293)

SCORING SUMMARY

	1	2	3	4	F
Ole Miss	14	7	21	0	42
Georgia Tech	0	0	0	0	0

1st	13:34	MISS	Evans,Zach 3 yd run (Cruz,Jonathan kick), 5-74 1:21	MISS 7 - GT 0
	9:51	MISS	Judkins,Quinsho 7 yd run (Cruz,Jonathan kick), 6-20 1:49	MISS 14 - GT 0
2nd	5:36	MISS	Evans,Zach 26 yd run (Cruz,Jonathan kick), 6-77 1:58	MISS 21 - GT 0
3rd	8:51	MISS	Judkins,Quinsho 1 yd run (Cruz,Jonathan kick), 8-63 3:18	MISS 28 - GT 0
	5:20	MISS	Bentley IV,Ulys 15 yd run (Cruz,Jonathan kick), 7-69 2:12	MISS 35 - GT 0
	0:02	MISS	Bentley IV,Ulys 1 yd run (Cruz,Jonathan kick), 12-68 4:00	MISS 42 - GT 0

TEAM STATISTICS

	MISS	GT
First Downs.....	31.....	13
Rushes-Yards.....	62-316.....	34-53
Passing Yards.....	231.....	161
Pass Comp-Att-Int.....	12-19-1.....	18-32-0
Total Offense.....	547.....	214
Fumbles-Lost.....	1-0.....	0-0
Penalties-Yards.....	6-55.....	4-25
Punts-Yards (Avg./Net).....	3-111 (37.0/37.0).....	9-352 (39.1/33.6)
Kickoffs-Yards (Avg./Net).....	7-455 (65.0/40.0).....	1-62 (62.0/39.0)
Punt Returns (No.-Yds.-TD).....	4-64-0.....	0-0-0
Kickoff Returns (No.-Yds.-TD).....	1-23-0.....	0-0-0
Interceptions (No.-Yds.-TD).....	0-0-0.....	1-(4)-0
Fumble Returns (No.-Yds.-TD).....	0-0-0.....	0-0-0
Time of Possession.....	30:53.....	29:07
Third-Down Conversions.....	7-of-15.....	6-of-18
Fourth-Down Conversions.....	3-of-3.....	0-of-2
Red-Zone Scores-Chances.....	5-5.....	0-1
Sacks By (No.-Yds.).....	70-45.....	1-11
Field Goals.....	0-0.....	0-0
Points Off Turnovers.....	0.....	0

INDIVIDUAL STATISTICS

RUSHING: GT — Hall, H. 8-27; Smith, Don. 5-22; McDuffie, D. 5-6; Sims, J. 16-(-2).
 MISS — Evans,Zach 18-134; Judkins,Quinsho 19-98; Dart,Jaxson 10-40; Bentley IV,Ulys 8-27; Miller,Bobo 1-11; Altmeyer,Luke 1-5; Woullard,Isaiah 5-1.
PASSING: GT — Sims, J. 18-32-0 161.
 MISS — Dart,Jaxson 10-16-1-207; Altmeyer,Luke 1-2-0-22; Dent,Kinkead 1-1-0-0.
RECEIVING: GT — McCollum, N. 5-35; Rutherford, M. 4-52; Benson, L. 2-19; Carter, M. 1-18; Jenkins, EJ 1-14; King, R. 1-9; Leonard,Dylan 1-9; Hall, H. 1-5; McDuffie, D. 1-5; Smith, Don. 1-(-5).
 MISS — Heath,Malik 4-78; Mingo,Jonathan 3-74; Watkins,Jordan 2-45; Henry,JJ 1-22; Trigg,Michael 1-10; Davis,Qua 1-2.
INTERCEPTIONS: GT — King.
 MISS — None.
FUMBLE RECOVERIES: GT — None.
 MISS — None.
FORCED FUMBLES: GT — Eley.
 MISS — None.
TACKLES FOR LOSS: GT — Eley 3.0-14; Collins 2.0-3; Thomas 1.5-4; Robinson 1.0-6; White 0.5-1; Tatum 0.5-0; King 0.5-0.
 MISS — Clowney 2.0-9; Robinson 1.0-9; Johnson 1.0-8; Reese 1.0-7; Hawkins 1.0-6; Iton 1.0-4; Keys 1.0-4; Johnson 1.0-2; Igbinosun 1.0-3; Tennison 0.5-1; Daniels 0.5-2; Ivey 0.5-1.
SACKS: GT — Eley 1.0-11.
 MISS — Robinson 1.0-9; Johnson 1.0-8; Reese 1.0-7; Hawkins 1.0-6; Keys 1.-4; Daniels 0.5-2; Iton 0.5-2.

	GEORGIA TECH	10
	1-3, 0-1	
	UCF	27
	3-1, 0-0	

Game 4 • Sept. 24, 2022 • Orlando, Fla. • FBC Mortgage Stadium (44,220)

SCORING SUMMARY

	1	2	3	4	F
Georgia Tech	0	7	3	0	10
UCF	3	10	3	11	27



1st	5:13	UCF	Boomer,Colton 21 yd field goal, 20-71 9:47	GT 0 - UCF 3
2nd	5:54	GT	Carter, M. 59 yd pass from Sims, J. (Kelley, J. kick), 2-73 0:31	GT 7 - UCF 3
	1:39	UCF	Boomer,Colton 31 yd field goal, 10-62 4:07	GT 7 - UCF 6
	0:35	UCF	Bullard,Quadric 29 yd punt block return (Boomer,Colton kick)	GT 7 - UCF 13
3rd	9:44	UCF	Boomer,Colton 37 yd field goal, 9-55 4:10	GT 7 - UCF 16
	0:41	GT	Kelley, J. 42 yd field goal, 7-56 2:05	GT 10 - UCF 16
4th	10:37	UCF	Plumlee,John Rh 28 yd run (Gamble,Kemore pass from Plumlee,John Rh), 4-57 1:29	GT 10 - UCF 24
	4:17	UCF	Boomer,Colton 43 yd field goal, 8-49 3:06	GT 10 - UCF 27

TEAM STATISTICS

	GT	UCF
First Downs.....	22.....	24
Rushes-Yards.....	31-138.....	56-284
Passing Yards.....	314.....	49
Pass Comp-Att-Int.....	21-32-0.....	8-17-1
Total Offense.....	452.....	333
Fumbles-Lost.....	2-2.....	2-1
Penalties-Yards.....	8-61.....	3-30
Punts-Yards (Avg./Net).....	4-125 (31.2/23.0).....	3-131 (43.7/38.0)
Kickoffs-Yards (Avg./Net).....	3-195 (65.0/40.0).....	7-446 (63.7/35.9)
Punt Returns (No.-Yds.-TD).....	1-17-0.....	3-72-1
Kickoff Returns (No.-Yds.-TD).....	2-70-0.....	1-25-0
Interceptions (No.-Yds.-TD).....	1-0-0.....	0-0-0
Fumble Returns (No.-Yds.-TD).....	0-0-0.....	2-104
Time of Possession.....	28:12.....	31:48
Third-Down Conversions.....	4-of-13.....	5-of-16
Fourth-Down Conversions.....	0-of-3.....	2-of-2
Red-Zone Scores-Chances.....	0-5.....	3-4
Sacks By (No.-Yds.).....	2-8.....	4-26
Field Goals.....	1-3.....	4-4
Points Off Turnovers.....	3.....	3

INDIVIDUAL STATISTICS

RUSHING: GT — Hall, H. 7-54; Smith, Don. 7-37; Sims, J. 11-28; McDuffie, D. 4-5; McCollum, N. 2-4.
 UCF — Plumlee,John Rh 16-100; Harvey,RJ 12-73; Bowser,Isaiah 19-70; Richardson,John 7-33; O'Keefe,Ryan 1-10; TEAM 1-(-2).
PASSING: GT — Sims, J. 21-32-0 314.
 UCF — Plumlee,John Rh 8-16-1 49; O'Keefe,Ryan 0-1-0-0.
RECEIVING: GT — McCollum, N. 6-51; Carter, M. 3-89; Hall, H. 3-40; Rutherford, M. 2-31; Jenkins, EJ 2-27; Smith, Don. 2-18; Norris, K. 1-30; Leonard,Dylan 1-19; McDuffie, D. 1-9.
 UCF — Richardson,John 3-3; O'Keefe,Ryan 2-6; Bowser,Isaiah 1-22; Gamble,Kemore 1-12; Baker,Javon 1-6.
INTERCEPTIONS: GT — Brooks.
 UCF — None.
FUMBLE RECOVERIES: GT — None.
 UCF — Morris-Brash (2).
FORCED FUMBLES: GT — C. Thomas.
 UCF — J. Jean-Baptiste.
TACKLES FOR LOSS: GT — White 2.0-7; Yondjouen 1.0-3; Stone 1.0-2; Thomas 1.0-1; Eley 1.0-1.
 UCF — Jean-Baptiste 2.0-4; Bullard 2.0-2; Morris-Brash 1.5-8; Yates 1.0-8; Barber 1.0-8; Hodges 0.5-1; Celiscar 0.5-1; Perry 0.5-0.
SACKS: GT — White 1.0-5; Yondjouen 1.0-3.
 UCF — Barber 1.0-8; Yates 1.0-8; Morris-Brash 1.0-7; Jean-Baptiste 1.0-3.

	GEORGIA TECH	26
	2-3, 1-1	
	No. 24 PITT	21
	3-2, 0-1	

Game 5 • Oct. 1, 2022 • Pittsburgh, Pa. • Acrisure Stadium (46,972)

SCORING SUMMARY

	1	2	3	4	F
Georgia Tech	3	3	3	17	26
Pitt	0	7	0	14	21



1st 11:14	GT	Stewart, G. 37 yd field goal, 12-55 3:46	GT 3 - PITT 0
2nd 2:50	GT	Stewart, G. 33 yd field goal, 5-51 2:04	GT 6 - PITT 0
1:04	PITT	Bartholomew,Gav 29 yd pass from Slovis,Kedon (Sauls,Ben kick), 8-75 1:46	GT 6 - PITT 7
3rd 8:36	GT	Stewart, G. 40 yd field goal, 4--6 1:35	GT 9 - PITT 7
4th 12:40	GT	Stewart, G. 30 yd field goal, 9-36 2:41	GT 12 - PITT 7
10:30	GT	Jenkins, EJ 21 yd pass from Sims, J. (Stewart, G. kick), 4-34 2:01	GT 19 - PITT 7
1:57	PITT	Bradley,Jaden 26 yd pass from Slovis,Kedon (Sauls,Ben kick), 9-99 1:54	GT 19 - PITT 14
1:25	GT	Sims, J. 18 yd run (Stewart, G. kick), 3-73 0:30	GT 26 - PITT 14
0:16	PITT	Bradley,Jaden 18 yd pass from Slovis,Kedon (Sauls,Ben kick), 6-68 1:00	GT 26 - PITT 21

TEAM STATISTICS

	GT	PITT
First Downs.....	17	25
Rushes-Yards.....	44-232	31-106
Passing Yards.....	102	305
Pass Comp-Att-Int.....	11-27-0	26-45-1
Total Offense.....	334	411
Fumbles-Lost.....	1-0	2-2
Penalties-Yards.....	4-43	12-75
Punts-Yards (Avg./Net).....	6-273 (45.5/42.8)	6-228 (38.0/38.0)
Kickoffs-Yards (Avg./Net).....	7-446 (63.7/39.1)	3-172 (57.3/39.3)
Punt Returns (No.-Yds.-TD).....	0-0-0	5-26-0
Kickoff Returns (No.-Yds.-TD).....	1-4-0	3-72-0
Interceptions (No.-Yds.-TD).....	1-0-0	0-0-0
Fumble Returns (No.-Yds.-TD).....	1-43-0	0-0-0
Time of Possession.....	31:04	28:56
Third-Down Conversions.....	5-of-17	2-of-12
Fourth-Down Conversions.....	0-of-1	1-of-2
Red-Zone Scores-Chances.....	6-7	1-1
Sacks By (No.-Yds.).....	2-13	4-27
Field Goals.....	4-4	0-0
Points Off Turnovers.....	13	0

INDIVIDUAL STATISTICS

RUSHING: GT — Hall, H. 20-157; Sims, J. 19-77; McDuffie, D. 2-4; Smith, Don. 1-0; TEAM 1-minus 1; McCollum, N. 1-(-5).
 PITT — Davis,Vincent 15-80; Abanikanda,Isra 10-31; Flemister,C'Bo 2-4; TEAM 1-minus 1; Slovis,Kedon 3-(-8).
PASSING: GT — Sims, J. 11-26-0 102; McCollum, N. 0-1-0 0.
 PITT — Slovis,Kedon 26-45-1 305.
RECEIVING: GT — McCollum, N. 3-24; Leonard,Dylan 3-15; Jenkins, EJ 2-54; Hall, H. 2-4; Carter, M. 1-5.
 PITT — Mumpfield,Konat 7-75; Wayne,Jared 6-89; Bartholomew,Gav 3-55; Davis,Vincent 3-14; Bradley,Jaden 2-44; Johnson,Karter 2-20; Means,Bub 1-15; Jacoby,Ryan 1-3; Minor,Marcus 1-(-10).
INTERCEPTIONS: GT — Thomas.
 PITT — None.
FUMBLE RECOVERIES: GT — Bennett; Thomas.
 PITT — None.
FORCED FUMBLES: GT — Eley; King.
 PITT — None.
TACKLES FOR LOSS: GT — Eley 2.5-20; King 1.0-4; Yondjouen 1.0-4; Gee 0.5-0.
 PITT — Kancey 3.5-10; Danielson 2.0-3; Hallett 1.0-8; Kamara 1.0-8; DeShields 1.0-8; Green 1.0-4; Baldonado 1.0-2; Dennis 0.5-1.
SACKS: GT — Eley 1.0-9; Yondjouen 1.0-4.
 PITT — DeShields 1.0-8; Kamara 1.0-8; Kancey 1.0-7; Green 1.0-4.

	DUKE	20
	4-2, 1-1	
	GEORGIA TECH	23
	3-3, 2-1	

Game 6 • Oct. 8, 2022 • Atlanta, Ga. • Bobby Dodd Stadium (32,041)

SCORING SUMMARY

	1	2	3	4	OT	F
Duke	0	3	3	14	0	20
Georgia Tech	3	7	7	3	3	23

2nd 8:02	GT	McCollum, N. 18 yd pass from Sims, J. (Stewart, G. kick), 12-94 5:44	DUKE 0 - GT 10
2:03	DUKE	Ham,Charlie 45 yd field goal, 12-45 5:52	DUKE 3 - GT 10
3rd 11:30	GT	Blackburn,Leo 37 yd pass from Sims, J. (Stewart, G. kick), 4-71 1:30	DUKE 3 - GT 17
1:31	DUKE	Ham,Charlie 28 yd field goal, 9-27 3:52	DUKE 6 - GT 17
4th 10:42	GT	Stewart, G. 23 yd field goal, 13-69 5:49	DUKE 6 - GT 20
5:55	DUKE	Hagans,Sahmir 81 yd punt return (Ham,Charlie kick)	DUKE 13 - GT 20
0:08	DUKE	Dalmolin,Nicky 2 yd pass from Leonard,Riley (Ham,Charlie kick), 13-80 2:33	DUKE 20 - GT 20
OT 15:00	GT	Stewart, G. 37 yd field goal, 4-5 0:00	DUKE 20 - GT 23

TEAM STATISTICS

	DUKE	GT
First Downs.....	21	24
Rushes-Yards.....	33-142	37-180
Passing Yards.....	136	232
Pass Comp-Att-Int.....	20-42-1	24-36-0
Total Offense.....	278	412
Fumbles-Lost.....	0-0	0-0
Penalties-Yards.....	7-75	8-88
Punts-Yards (Avg./Net).....	4-177(44.2/37.0)	6-271 (45.2/12.2)
Kickoffs-Yards (Avg./Net).....	5-321 (64.2/41.6)	5-323 (64.6/40.6)
Punt Returns (No.-Yds.-TD).....	4-158-1	2-9-0
Kickoff Returns (No.-Yds.-TD).....	2-45-0	1-13-0
Interceptions (No.-Yds.-TD).....	0-0-0	1-0-0
Fumble Returns (No.-Yds.-TD).....	0-0-0	0-0-0
Time of Possession.....	29:56	30:04
Third-Down Conversions.....	7-of-18	5-of-15
Fourth-Down Conversions.....	1-of-2	0-of-0
Red-Zone Scores-Chances.....	2-4	4-4
Sacks By (No.-Yds.).....	0-0	3-7
Field Goals.....	2-3	3-3
Points Off Turnovers.....	0	0

INDIVIDUAL STATISTICS

RUSHING: GT — Sims, J. 17-95; Hall, H. 17-70; Smith, Don. 2-17; TEAM 1-(-2).
 DUKE — Moore,Jaquez 12-59; Moore,Terry 5-30; Leonard,Riley 9-29; Waters,Jordan 7-24.
PASSING: GT — Sims, J. 23-34-0 227; Gibson,Zach 1-2-0 5.
 DUKE — Leonard,Riley 20-41-1 136.
RECEIVING: GT — McCollum, N. 8-101; Hall, H. 4-6; Blackburn,Leo 3-49; King, R. 3-29; Leonard,Dylan 2-29; Jenkins, EJ 2-18; Sims, J. 1-1; Rutherford, M. 1-(-1).
 DUKE — Waters,Jordan 5-21; Robertson,Jonta 3-41; Pancol,Eli 3-27; Moore,Jordan 3-22; Dalmolin,Nicky 3-9; Moore,Jaquez 1-7; Bowen-Sims,Mali 1-6; Moore,Terry 1-3.
INTERCEPTIONS: GT — Wallace.
 DUKE — None.
FUMBLE RECOVERIES: GT — None.
 DUKE — None.
FORCED FUMBLES: GT — None.
 DUKE — None.
TACKLES FOR LOSS: GT — Wallace 1.0-3; Kennard 1.0-1; Thomas 1.0-1; Eley 0.5-2; Scott 0.-2; Gee 0.5-1; Yondjouen 0.5-1.
 DUKE — Oben 1.0-6; Young 1.0-4; Smith 1.0-2; Carter 1.0-1; Joiner 1.0-1.
SACKS: GT — Kennard 1.0-1; Eley 0.5-2; Scott 0.5-2; Gee 0.5-1; Yondjouen 0.5-1.
 DUKE — Oben 1.0-6.



	VIRGINIA	16
	3-4, 1-3	
	GEORGIA TECH	9
	3-4, 2-2	

Game 7 • Oct. 20, 2022 • Atlanta, Ga. • Bobby Dodd Stadium (29,362)

SCORING SUMMARY

	1	2	3	4	F
Ole Miss	14	7	21	0	42
Georgia Tech	0	0	0	0	0

1st	6:51	GT	Brooks, M. 37 yd interception return (Stewart, G. kick failed)	UVA 0 - GT 6
	2:01	UVA	Armstrong,Brenn 1 yd run (Bettridge,Will kick), 9-75 4:50	UVA 7 - GT 6
2nd	7:24	UVA	Wicks 44 yd pass from Armstrong (Bettridge,Will kick failed), 3-69 1:07	UVA 13 - GT 6
	0:24	GT	Stewart, G. 35 yd field goal, 9-70 0:52	UVA 13 - GT 9
3rd	6:21	UVA	Bettridge,Will 28 yd field goal, 4--2 1:58	UVA 16 - GT 9

TEAM STATISTICS

	UVA	GT
First Downs.....	17	13
Rushes-Yards.....	38-156	37-56
Passing Yards.....	255	146
Pass Comp-Att-Int.....	20-35-2	16-36-1
Total Offense.....	411	202
Fumbles-Lost.....	3-2	1-1
Penalties-Yards.....	10-92	7-56
Punts-Yards (Avg./Net).....	6-215 (35.8/34.2)	10-430 (43.0/38.4)
Kickoffs-Yards (Avg./Net).....	4-260 (65.0/40.0)	3-192 (64.0/47.7)
Punt Returns (No.-Yds.-TD).....	4-46-0	1-0-0
Kickoff Returns (No.-Yds.-TD).....	2-24-0	0-0-0
Interceptions (No.-Yds.-TD).....	1-0-0	2-29-1
Fumble Returns (No.-Yds.-TD).....	0-0-0	0-0-0
Time of Possession.....	31:48	28:12
Third-Down Conversions.....	2-of-14	6-of-21
Fourth-Down Conversions.....	1-of-3	0-of-1
Red-Zone Scores-Chances.....	2-3	1-2
Sacks By (No.-Yds.).....	8-50	0-0
Field Goals.....	1-3	1-1
Points Off Turnovers.....	3	6

INDIVIDUAL STATISTICS

RUSHING: GT — Hall, H. 12-42; Smith, Don. 9-34; Rutherford, M. 1-4; Sims, J. 3-1; Gibson,Zach 12-(-25). UVA — Armstrong,Brenn 13-91; Brown,Xavier 12-45; Jones,Perris 10-17; Thompson,Keytao 1-5; TEAM 1-(-1); Bracey,Stevie 1-(-1).

PASSING: GT — Gibson,Zach 11-26-0 99; Sims, J. 6-11-1 47. UVA — Armstrong,Brenn 20-35-2 255.

RECEIVING: GT — McCollum, N. 5-62; Carter, M. 4-43; Hall, H. 4-37; Rutherford, M. 2-4; Leonard,Dylan 2-0. UVA — Thompson,Keytao 7-89; Wicks,Dontayvio 4-99; Misch,Grant 4-28; Brown,Xavier 4-8; Davis Jr.,Lavel 1-31.

INTERCEPTIONS: GT — Brooks; Walton. UVA — King.

FUMBLE RECOVERIES: GT — Brooks; Harvey. UVA — Jackson.

FORCED FUMBLES: GT — Edwards; Tatum. UVA — None.

TACKLES FOR LOSS: GT — White 2.0-4; Thomas 2.0-3; Brooks 1.5-2; Douse 1.0-1; Eley 0.5-1. UVA — Akere 2.0-17; Jackson 2.0-14; Bennett 2.0-11; Diatta 2.0-6; Agunloye 1.0-2; Faumui 0.5-3; Butler 0.5-3.

SACKS: GT — None. UVA — Alere 2.0-17; Jackson 2.0-14; Bennett 2.0-11; Diatta 1.0-2; Faumui 0.5-3; Butler 0.5-3.

	GEORGIA TECH	16
	3-5, 2-3	
	FLORIDA STATE	41
	5-3, 3-3	

Game 8 • Oct. 29, 2022 • Tallahassee, Fla. • Doak Campbell Stadium (61,007)

SCORING SUMMARY

	1	2	3	4	F
Georgia Tech	3	0	7	6	16
Florida St.	7	17	7	10	41

1st	3:58	GT	Stewart, G. 38 yd field goal, 4-3 1:57	GT 3 - FSU 0
	0:02	FSU	Toaffil,Lawranc 7 yd run (Fitzgerald,Ryan kick), 9-80 3:50	GT 3 - FSU 7
2nd	10:34	FSU	Wilson,Johnny 78 yd pass from Travis,Jordan (Fitzgerald,Ryan kick), 4-90 1:26	GT 3 - FSU 14
	2:52	FSU	Toaffil,Lawranc 62 yd pass from Travis,Jordan (Fitzgerald,Ryan kick), 4-66 1:28	GT 3 - FSU 21
	0:00	FSU	Fitzgerald,Ryan 34 yd field goal, 8-24 1:14	GT 3 - FSU 24
3rd	13:06	GT	Jenkins, EJ 32 yd pass from Pyron,Zach (Stewart, G. kick), 6-54 1:52	GT 10 - FSU 24
	8:20	FSU	Douglas,Ja'Khi 24 yd pass from Travis,Jordan (Fitzgerald,Ryan kick), 12-91 4:40	GT 10 - FSU 31
4th	13:31	FSU	Fitzgerald,Ryan 24 yd field goal, 13-74 6:03	GT 10 - FSU 34
	1:09	FSU	Campbell,CJ 7 yd run (Fitzgerald,Ryan kick), 12-97 7:01	GT 10 - FSU 41
	0:00	GT	Pyron,Zach 8 yd run, 10-75 1:09	GT 16 - FSU 41

TEAM STATISTICS

	GT	FSU
First Downs.....	16	32
Rushes-Yards.....	30-66	43-246
Passing Yards.....	198	396
Pass Comp-Att-Int.....	20-31-0	24-39-0
Total Offense.....	264	642
Fumbles-Lost.....	1-0	3-2
Penalties-Yards.....	9-107	13-104
Punts-Yards (Avg./Net).....	7-266 (38.0/33.3)	0-0 (0.0/0.0)
Kickoffs-Yards (Avg./Net).....	2-128 (64.0/46.0)	7-453 (64.7/40.0)
Punt Returns (No.-Yds.-TD).....	0-0-0	2-23-0
Kickoff Returns (No.-Yds.-TD).....	0-0-0	2-36-0
Interceptions (No.-Yds.-TD).....	0-0-0	0-0-0
Fumble Returns (No.-Yds.-TD).....	1-71-0	0-0-0
Time of Possession.....	25:07	34:53
Third-Down Conversions.....	2-of-13	9-of-15
Fourth-Down Conversions.....	2-of-3	1-of-2
Red-Zone Scores-Chances.....	2-3	4-5
Sacks By (No.-Yds.).....	1-7	4-27
Field Goals.....	1-1	2-2
Points Off Turnovers.....	3	0

INDIVIDUAL STATISTICS

RUSHING: GT — Hall, H. 10-45; Smith, Don. 7-30; McCollum, N. 1-14; Gibson,Zach 2-minus 4; Pyron,Zach 10-(-19). FSU — Benson,Trey 18-111; Toaffil,Lawranc 13-70; Hill,Rodney 6-41; Campbell,CJ 3-23; McClain,Malik 1-6; Pittman,Mycah 1-2; Travis,Jordan 1-(-7).

PASSING: GT — Pyron,Zach 18-29-0 198; Gibson,Zach 2-3-0 0. FSU — Travis,Jordan 24-38-0 396; TEAM 0-1-0 0.

RECEIVING: GT — McCollum, N. 5-41; Jenkins, EJ 3-66; Leonard,Dylan 3-18; Harris, P. 2-21; Smith, Don. 2-8; Hall, H. 2-0; Carter, M. 1-19; Rutherford, M. 1-14; Benson, L. 1-11. FSU — Toaffil,Lawranc 5-84; Douglas,Ja'Khi 4-63; Wilson,Johnny 3-111; McDonald,Camen 3-39; Pittman,Mycah 3-22; Poitier,Kentron 2-32; Wilson,Ontaria 1-24; Benson,Trey 1-10; Daniel,Preston 1-6; McClain,Malik 1-5.

INTERCEPTIONS: GT — None. FSU — None.

FUMBLE RECOVERIES: GT — C. Thomas; N. Collins. FSU — None.

FORCED FUMBLES: GT — J. Moore. FSU — None.

TACKLES FOR LOSS: GT — Tatum 1.0-7; Stone 1.0-2; Moore 0.5-1; Thomas 0.5-0. FSU — Verse 2.5-9; Bethune 1.5-12; Robinson 1.5-4; Warner 1.5-8; DeLoach 1.0-6; Farmer 1.0-2; Payton 1.0-1.

SACKS: GT — Tatum 1.0-7. FSU — Bethune 1.5-12; Warner 1.5-8; Verse 0.5-4; DeLoach 0.5-3.



2022-23 Georgia Tech Football
Game Results
All games

Team Results

	Date	Opponent		Score	Overall	Conf	Time	Attend
*	09/05/2022	Clemson	L	10-41	0-1	0-1	4:21	47712
	09/10/2022	Western Caro.	W	35-17	1-1	0-1	3:07	36486
	09/17/2022	Ole Miss	L	0-42	1-2	0-1	3:08	40293
	09/24/2022	at UCF	L	10-27	1-3	0-1	3:21	44220
*	10/01/2022	at Pittsburgh	W	26-21	2-3	1-1	3:33	46972
*	10/08/2022	Duke	Wot1	23-20	3-3	2-1	3:28	32041
*	10/20/2022	Virginia	L	9-16	3-4	2-2	3:43	29362
*	10/29/2022	at Florida St.	L	16-41	3-5	2-3	3:23	61007



2022-23 Georgia Tech Football
Overall Team Statistics
All games

Team Statistics

	GATECH	OPP
Scoring	129	225
Points per game	16.1	28.1
Points Off Turnovers	39	6
First Downs	133	198
Rushing	54	87
Passing	69	86
Penalty	10	25
Rushing Yardage	1027	1488
Yards gained rushing	1315	1680
Yards lost rushing	288	192
Rushing attempts	277	343
Average per rush	3.7	4.3
Average per game	128.4	186.0
TDs Rushing	7	13
Passing Yardage	1417	1902
Comp-Att-Int	141-247-3	157-270-9
Average per pass	5.7	7.0
Average per catch	10.0	12.1
Average per game	177.1	237.8
TDs Passing	6	12
Total offense	2444	3390
Total plays	524	613
Average per play	4.7	5.5
Average per game	305.5	423.8
Kick returns: #-Yards	7-154	13-267
Punt returns: #-Yards	7-77	27-432
Int returns: #-Yards	9-54	3-6
Kick return average	22.0	20.5
Punt return average	11.0	16.0
Int return average	6.0	2.0
Fumbles-Lost	7-3	16-9
Penalties-Yards	54-516	61-506
Average per game	64.5	63.3
Punts-Yards	55-2216	31-1253
Average per punt	40.3	40.4
Net punt average	32.6	37.0
Kickoffs-Yards	30-1927	45-2877
Average per kick	64.2	63.9
Net kick average	41.2	39.4
Time of possession / game	27:35	32:25
3rd-down conversion	35/124	45/120
3rd-down pct	28%	38%
4rd-down conversion	4/14	10/16



2022-23 Georgia Tech Football
Overall Team Statistics
All games

	GATECH	OPP
4rd-down pct	29%	63%
Sacks by-Yards	16-92	30-194
Misc Yards	0	0
Touchdowns scored	14	27
Field goals - attempts	11-15	12-16
On-Side kicks	0-0	0-0
Red-zone scores	(17-27) 63%	(25-30) 83%
Red-zone touchdowns	(8-27) 30%	(15-30) 50%
PAT-attempts	(12-13) 92%	(25-26) 96%
2-point conversion-attempts	(0-0) 0%	(1-1) 100%
Attendance	185894	152199
Games / Avg per game	5/37179	3/50733
Neutral site games	-	0/0

Score by Periods

Team	1st	2nd	3rd	4th	OT	TOT
Georgia Tech	29	37	34	26	3	129
Opponents	45	64	47	69	0	225



2022-23 Georgia Tech Football
Individual Statistics
All games

Rushing

Player	gp	att	gain	loss	net	avg	td	lg	avg/g
Hassan Hall	8	83	444	27	417	5.0	0	63	52.1
Jeff Sims	7	87	436	148	288	3.3	1	42	41.1
Dontae Smith	8	51	264	6	258	5.1	3	51	32.3
Nate McCollum	8	6	71	15	56	9.3	1	40	7.0
Dylan McDuffie	8	22	51	6	45	2.0	1	9	5.6
Malik Rutherford	8	1	4	0	4	4.0	0	4	0.5
Malachi Carter	7	1	0	4	-4	-4.0	0	0	-0.6
Zach Pyron	1	10	23	28	-5	-0.5	1	9	-5.0
Zach Gibson	3	14	22	51	-29	-2.1	0	11	-9.7
Team	8	2	0	3	-3	-1.5	0	0	-0.4
Total	8	277	1315	288	1027	3.7	7	63	128.4
Opponents	8	343	1680	192	1488	4.3	13	43	186.0

Passing

Player	gp	effic	comp-att-int	pct	yds	td	lg	avg/g
Jeff Sims	7	113.9	110-188-3	58.5	1115	5	59	159.3
Zach Gibson	3	72.5	13-30-0	43.3	104	0	25	34.7
Zach Pyron	1	135.5	18-28-0	64.3	198	1	32	198.0
Nate McCollum	8	0.0	0-1-0	0.0	0	0	0	0.0
Total	8	110.9	141-247-3	57.1	1417	6	59	177.1
Opponents	8	125.3	157-270-9	58.1	1902	12	78	237.8

Receiving

Player	gp	no.	yds	avg	td	lg	avg/g
Nate McCollum	8	39	386	9.9	1	26	48.3
Hassan Hall	8	19	89	4.7	0	16	11.1
EJ Jenkins	8	14	226	16.1	3	33	28.3
Malachi Carter	7	14	220	15.7	1	59	31.4
Malik Rutherford	8	12	110	9.2	0	38	13.8
Dylan Leonard	6	11	90	8.2	0	19	15.0
Dontae Smith	8	8	37	4.6	0	13	4.6
Luke Benson	7	6	58	9.7	0	19	8.3
Dylan McDuffie	8	5	33	6.6	0	9	4.1
Ryan King	7	4	38	9.5	0	25	5.4
Peje' Harris	5	3	33	11.0	0	12	6.6
Leo Blackburn	3	3	49	16.3	1	37	16.3
Kalani Norris	4	2	47	23.5	0	30	11.8
Jeff Sims	7	1	1	1.0	0	1	0.1
Total	8	141	1417	10.0	6	59	177.1
Opponents	8	157	1902	12.1	12	78	237.8

Punt Returns

Player	no.	yds	avg	td	lg
Nate McCollum	6	77	12.8	0	29
Hassan Hall	1	0	0.0	0	0
Total	7	77	11.0	0	29
Opponents	27	432	16.0	2	81

Interceptions

Player	no.	yds	avg	td	lg
LaMiles Brooks	2	37	18.5	1	37
Charlie Thomas	2	28	14.0	0	28
Jaylon King	1	-4	-4.0	0	0
Zamari Walton	1	-8	-8.0	0	0
Myles Sims	1	1	1.0	0	1
Derrick Allen	1	0	0.0	0	0
KJ Wallace	1	0	0.0	0	0
Total	9	54	6.0	1	37
Opponents	3	6	2.0	0	6

Kick Returns

Player	no.	yds	avg	td	lg
Hassan Hall	6	150	25.0	0	41
Nate McCollum	1	4	4.0	0	4
Total	7	154	22.0	0	41
Opponents	13	267	20.5	0	31

Fumble Returns

Player	no.	yds	avg	td	lg
Charlie Thomas	2	114	57.0	0	71
Ayinde Eley	2	0	0.0	0	0
LaMiles Brooks	1	0	0.0	0	0
Ahmari Harvey	1	0	0.0	0	0
Noah Collins	1	0	0.0	0	0
Clayton Powell-Lee	1	0	0.0	0	0
Total	9	114	12.7	0	71
Opponents	3	104	34.7	0	90



**2022-23 Georgia Tech Football
Individual Statistics
All games**

Scoring

Player	td	fg	PAT				dxp	saf	pts
			kick	rush	rcv	pass			
Gavin Stewart	-	9-9	5-6	-	-	-	-	-	32
EJ Jenkins	3	-	-	-	-	-	-	-	18
Dontae Smith	3	-	-	-	-	-	-	-	18
Jude Kelley	-	2-6	7-7	-	-	-	-	-	13
Nate McCollum	2	-	-	-	-	-	-	-	12
Dylan McDuffie	1	-	-	-	-	-	-	-	6
Malachi Carter	1	-	-	-	-	-	-	-	6
Jeff Sims	1	-	-	-	-	-	-	-	6
LaMiles Brooks	1	-	-	-	-	-	-	-	6
Leo Blackburn	1	-	-	-	-	-	-	-	6
Zach Pyron	1	-	-	-	-	-	-	-	6
Total	14	11-15	12-13	0	0	0	0	0	129
Opponents	27	12-16	25-26	0	1	1	0	0	225

Field Goals

Player	fg	pct.	01-19	20-29	30-39	40-49	50-99	lg	blk
Gavin Stewart	9-9	100.0	0-0	2-2	6-6	1-1	0-0	40	0
Jude Kelley	2-6	33.3	0-0	0-1	0-2	2-2	0-1	45	0
Opponents	12-16	75.0	0-0	5-6	4-5	3-3	0-2	45	2

FG Sequence

Team Name	Georgia Tech	Opponents
Clemson	50,(45)	(29),(32)
Western Caro.	25	(44)
UCF	32,37,(42)	(21),(31),(37),(43)
Pittsburgh	(37),(33),(40),(30)	
Duke	(22),(23),(37)	(45),(28),52
Virginia	(35)	39,(28),29
Florida St.	(38)	(34),(24)
Ole Miss		51

Numbers in (parentheses) indicate field goal was made

Total Offense

Player	g	plays	rush	pass	total	avg/g
Jeff Sims	7	275	288	1115	1403	200.4
Hassan Hall	8	83	417	0	417	52.1
Dontae Smith	8	51	258	0	258	32.3
Zach Pyron	1	38	-5	198	193	193.0
Zach Gibson	3	44	-29	104	75	25.0
Nate McCollum	8	7	56	0	56	7.0
Dylan McDuffie	8	22	45	0	45	5.6
Malik Rutherford	8	1	4	0	4	0.5
Malachi Carter	7	1	-4	0	-4	-0.6
Team	8	0	-3	0	-3	-0.4
Total	8	524	1027	1417	2444	305.5
Opponents	8	613	1488	1902	3390	423.8

Punting

Player	no.	yds	avg	lg	tb	fc	i20	50+	blk
David Shanahan	51	2216	43.5	55	3	8	8	13	0
Team	4	0	0.0	0	0	0	0	0	4
Total	55	2216	40.3	55	3	8	8	13	4
Opponents	31	1253	40.4	54	2	8	10	5	1

Kickoffs

Player	no.	yds	avg	tb	ob	retn	net	ydIn
Gavin Stewart	26	1670	64.2	15	0			
Jude Kelley	4	257	64.3	2	0			
Total	30	1927	64.2	17	0	13	41.2	23
Opponents	45	2877	63.9	37	0	7	39.4	25



2022-23 Georgia Tech Football
Individual Statistics
All games

All Purpose

Player	g	rush	rcv	pr	kr	ir	total	avg/g
Hassan Hall	8	417	89	0	150	0	656	82.0
Nate McCollum	8	56	386	77	4	0	523	65.4
Dontae Smith	8	258	37	0	0	0	295	36.9
Jeff Sims	7	288	1	0	0	0	289	41.3
EJ Jenkins	8	0	226	0	0	0	226	28.3
Malachi Carter	7	-4	220	0	0	0	216	30.9
Malik Rutherford	8	4	110	0	0	0	114	14.3
Dylan Leonard	6	0	90	0	0	0	90	15.0
Dylan McDuffie	8	45	33	0	0	0	78	9.8
Luke Benson	7	0	58	0	0	0	58	8.3
Leo Blackburn	3	0	49	0	0	0	49	16.3
Kalani Norris	4	0	47	0	0	0	47	11.8
Ryan King	7	0	38	0	0	0	38	5.4
LaMiles Brooks	8	0	0	0	0	37	37	4.6
Peje' Harris	5	0	33	0	0	0	33	6.6
Charlie Thomas	8	0	0	0	0	28	28	3.5
Myles Sims	8	0	0	0	0	1	1	0.1
Jaylon King	5	0	0	0	0	-4	-4	-0.8
Zach Pyron	1	-5	0	0	0	0	-5	-5.0
Zamari Walton	8	0	0	0	0	-8	-8	-1.0
Zach Gibson	3	-29	0	0	0	0	-29	-9.7
Team	8	-3	0	0	0	0	-3	-0.4
Total	8	1027	1417	77	154	54	2729	341.1
Opponents	8	1488	1902	432	267	6	4095	511.9



**2022-23 Georgia Tech Football
Overall Defense Statistics
All games**

Team Defense

#	Player	gp	Tackles				tfl/yds	Sacks		Pass defense		Fumbles		blkd	
			ua	a	tot			no-yds	int-yds	brup	qbh	fr-yds	ff	kick	saf
2	Ayinde Eley	8	40	42	82	9.5-53	3.5-33	.	3	4	2-0	3	.	.	
1	Charlie Thomas	8	47	23	70	8-11	1-1	2-28	2	3	2-114	1	.	.	
16	KJ Wallace	8	22	14	36	1-3	.	1-0	1	1	
6	Keion White	8	22	13	35	7.5-37	4-30	.	1	2	
20	LaMiles Brooks	8	20	13	33	1.5-2	.	2-37	5	.	1-0	.	.	.	
14	Jaylon King	5	19	13	32	1.5-4	.	1--4	1	.	.	1	.	.	
29	Clayton Powell-Lee	8	18	11	29	.	.	.	1	.	1-0	.	.	.	
9	Kyle Kennard	8	17	11	28	3-8	1-1	.	.	2	
0	Myles Sims	8	18	9	27	1-2	.	1-1	1	
4	Derrick Allen	8	10	15	25	.	.	1-0	1	
7	Zamari Walton	8	17	8	25	.	.	1--8	6	1	
40	Trenilyas Tatum	8	12	11	23	2.5-8	1-7	.	.	1	.	1	.	.	
88	Zeek Biggers	8	12	9	21	1-2	.	.	1	.	.	.	1	.	
43	Noah Collins	8	10	6	16	2.5-3	.	.	1	.	1-0	.	1	.	
32	Sylvain Yondjouen	8	9	6	15	3.5-11	2.5-8	.	1	1	
99	D'Quan Douse	8	3	10	13	1-1	.	.	.	3	
8	Makius Scott	8	2	10	12	1-3	0.5-2	.	.	1	
24	Kenan Johnson	8	5	6	11	
22	Kaleb Edwards	5	3	7	10	1	.	.	
17	Demetrius Knight II	4	5	4	9	
97	Akelo Stone	8	4	5	9	4-7	1-2	.	.	1	
3	Kenyatta Watson	7	3	3	6	
5	T.K. Chimedza	7	1	4	5	
26	Rodney Shelley	6	2	2	4	
23	Khari Gee	8	1	3	4	1-1	0.5-1	
95	Jason Moore	6	2	2	4	1.5-8	1-7	.	1	1	.	1	.	.	
25	Kenny Bennett	3	2	1	3	.	.	.	1	1	
6	Dylan McDuffie	8	2	1	3	
15	Sirad Bryant	5	3	.	3	1-10	
10	Taylor McCawley	8	2	1	3	
11	Kevin Harris	6	1	1	2	
8	Nate McCollum	8	1	.	1	1	.	.	
67	Joe Fusile	7	1	.	1	
54	Jordan Williams	8	1	.	1	
18	Peje' Harris	5	.	1	1	
46	Henry Freer	7	.	1	1	
33	Tyson Meiguez	6	.	1	1	
27	Josh Robinson	8	1	.	1	1-6	
18	Ahmari Harvey	7	1	.	1	1-0	.	.	.	
9	Avery Boyd	4	1	.	1	
11	Ryan King	7	1	.	1	



2022-23 Georgia Tech Football
Overall Defense Statistics
All games

Page 2/2
as of Oct 29, 2022

##	Player	gp	Tackles				Sacks	Pass defense			Fumbles		blkd	
			ua	a	tot	tfl/yds		no-yds	int-yds	brup	qbh	fr-yds	ff	kick
43	David Shanahan	8	.	1	1
21	Daylon Gordon	5	1	.
Totals		8	341	268	609	53-180	16-92	9-54	27	22	9-114	9	3	0
Opponents		8	279	226	505	70-288	30-194	3-6	34	18	3-104	4	4	0



2022-23 Georgia Tech Football
Passing Game-by-Game
All games

#8 Nate McCollum	Comp	Att	Int	Pct	Yards	TD	Long	Sacked	Effic.
Pittsburgh	0	1	0	0.0	0	0	0	0-0	0.0
Totals	0	1	0	0.0	0	0	0	0-0	0.0

#10 Jeff Sims	Comp	Att	Int	Pct	Yards	TD	Long	Sacked	Effic.
Clemson	23	36	1	63.9	164	1	21	2-13	105.8
Western Caro.	8	17	1	47.1	100	0	19	0-0	84.7
Ole Miss	18	32	0	56.3	161	0	38	7-45	98.5
UCF	21	32	0	65.6	314	1	59	4-30	158.4
Pittsburgh	11	26	0	42.3	102	1	33	4-27	88.0
Duke	23	34	0	67.6	227	2	37	1-6	143.1
Virginia	6	11	1	54.5	47	0	23	1-5	72.3
Totals	110	188	3	58.5	1115	5	59	19-126	113.9

#14 Zach Pyron	Comp	Att	Int	Pct	Yards	TD	Long	Sacked	Effic.
Florida St.	18	28	0	64.3	198	1	32	3-21	135.5
Totals	18	28	0	64.3	198	1	32	3-21	135.5

#15 Zach Gibson	Comp	Att	Int	Pct	Yards	TD	Long	Sacked	Effic.
Duke	1	2	0	50.0	5	0	5	0-0	71.0
Virginia	10	25	0	40.0	99	0	25	7-45	73.3
Florida St.	2	3	0	66.7	0	0	2	1-6	66.7
Totals	13	30	0	43.3	104	0	25	8-51	72.5



**2022-23 Georgia Tech Football
Rushing/Receiving Game-by-Game
All games**

Rushing

Player	No-Yds/TD	CU	WCU	OM	UCF	UP	DU	UVa	FSU
Jeff Sims	87-288/1	13-41/0	8-48/0	16--2/0	11-24/0	19-81/1	17-95/0	3-1/0	DNP
Hassan Hall	83-417/0	4-1/0	5-21/0	8-27/0	7-54/0	20-157/0	17-70/0	12-42/0	10-45/0
Dontae Smith	51-258/3	9-30/0	11-102/3	5-22/0	7-37/0	1-0/0	2-17/0	9-34/0	7-16/0
Dylan McDuffie	22-45/1	3-5/0	8-25/1	5-6/0	4-5/0	2-4/0	-	-	-
Zach Gibson	14--29/0	DNP	DNP	DNP	DNP	DNP	-	12--25/0	2--4/0
Zach Pyron	10--5/1	DNP	DNP	DNP	DNP	DNP	DNP	DNP	10--5/1
Nate McCollum	6-56/1	-	2-47/1	-	2-4/0	1--9/0	-	-	1-14/0
Malik Rutherford	1-4/0	-	-	-	-	-	-	1-4/0	-
Malachi Carter	1--4/0	1--4/0	-	-	-	-	DNP	-	-

Receiving

Player	No-Yds/TD	CU	WCU	OM	UCF	UP	DU	UVa	FSU
Nate McCollum	39-386/1	6-55/0	1-17/0	5-35/0	6-51/0	3-24/0	8-101/1	5-62/0	5-41/0
Hassan Hall	19-89/0	3--3/0	-	1-5/0	3-40/0	2-4/0	4-6/0	4-37/0	2-0/0
EJ Jenkins	14-226/3	3-34/1	1-13/0	1-14/0	2-27/0	2-54/1	2-18/0	-	3-66/1
Malachi Carter	14-220/1	2-24/0	2-22/0	1-18/0	3-89/1	1-5/0	DNP	4-43/0	1-19/0
Malik Rutherford	12-110/0	1-10/0	1-0/0	4-52/0	2-31/0	-	1--1/0	2-4/0	1-14/0
Dylan Leonard	11-90/0	DNP	DNP	1-9/0	1-19/0	3-15/0	2-29/0	1-0/0	3-18/0
Dontae Smith	8-37/0	3-16/0	-	1--5/0	2-18/0	-	-	-	2-8/0
Luke Benson	6-58/0	2-9/0	1-19/0	2-19/0	-	-	-	DNP	1-11/0
Dylan McDuffie	5-33/0	3-19/0	-	1-5/0	1-9/0	-	-	-	-
Ryan King	4-38/0	-	-	1-9/0	-	DNP	3-29/0	-	-
Leo Blackburn	3-49/1	DNP	DNP	DNP	DNP	DNP	3-49/1	-	-
Peje' Harris	3-33/0	-	1-12/0	-	DNP	DNP	DNP	-	2-21/0
Kalani Norris	2-47/0	-	1-17/0	-	1-30/0	DNP	DNP	DNP	DNP
Jeff Sims	1-1/0	-	-	-	-	-	1-1/0	-	DNP



**2022-23 Georgia Tech Football
Total Tackles Game-by-Game
All games**

Total Tackles

Player	S-A	Total	CU	WCU	OM	UCF	UP	DU	UVa	FSU
Ayinde Eley	40-42	82	5-6	6-3	6-6	7-3	8-6	3-6	2-4	3-8
Charlie Thomas	47-23	70	8-2	7-1	3-7	9-1	6-1	5-2	6-3	3-6
KJ Wallace	22-14	36	1-2	3-2	4-1	3-2	2-1	1-2	2-1	6-3
Keion White	22-13	35	3-2	2-3	3-2	4-1	2-1	1-2	6-1	1-1
LaMiles Brooks	20-13	33	1-2	1-0	2-3	2-2	2-0	4-0	5-4	3-2
Jaylon King	19-13	32	3-3	4-2	3-3	5-3	4-2	DNP	DNP	DNP
Clayton Powell-Lee	18-11	29	-	-	1-0	1-0	0-1	6-2	3-1	7-7
Kyle Kennard	17-11	28	1-0	4-1	2-1	1-3	1-1	3-1	1-3	4-1
Myles Sims	18-9	27	1-3	0-1	4-1	2-0	3-1	3-1	2-1	3-1
Zamari Walton	17-8	25	1-1	0-2	5-3	5-1	3-0	2-0	1-1	-
Derrick Allen	10-15	25	5-3	0-2	2-2	-	1-3	2-0	-	0-5
Trenilyas Tatum	12-11	23	0-1	4-3	0-1	1-2	4-3	1-0	1-1	1-0
Zeek Biggers	12-9	21	1-0	1-1	2-4	1-0	2-2	1-0	1-2	3-0
Noah Collins	10-6	16	3-1	1-3	2-0	-	1-1	2-1	1-0	-
Sylvain Yondjouen	9-6	15	1-0	0-2	1-1	4-0	1-0	0-2	2-0	0-1
D'Quan Douse	3-10	13	0-1	0-1	0-2	2-1	0-1	0-1	1-1	0-2
Makius Scott	2-10	12	1-1	0-1	-	1-1	0-2	0-2	0-1	0-2
Kenan Johnson	5-6	11	1-0	0-5	-	1-0	0-1	2-0	-	1-0
Kaleb Edwards	3-7	10	0-2	1-1	0-3	DNP	DNP	DNP	2-1	-
Demetrius Knight II	5-4	9	3-3	-	1-1	1-0	DNP	DNP	DNP	DNP
Akelo Stone	4-5	9	1-0	-	1-0	1-1	0-1	0-1	0-1	1-1
Kenyatta Watson	3-3	6	-	-	-	1-0	-	-	DNP	2-3
T.K. Chimedza	1-4	5	1-1	0-1	-	0-1	DNP	0-1	-	-
Rodney Shelley	2-2	4	-	-	0-1	1-0	DNP	DNP	0-1	1-0
Jason Moore	2-2	4	-	1-0	0-1	-	-	DNP	DNP	1-1
Khari Gee	1-3	4	-	-	-	-	0-1	1-1	-	0-1
Sirad Bryant	3-0	3	-	1-0	DNP	DNP	DNP	1-0	1-0	-
Dylan McDuffie	2-1	3	-	-	-	-	1-0	1-0	0-1	-
Taylor McCawley	2-1	3	-	1-1	1-0	-	-	-	-	-
Kenny Bennett	2-1	3	-	DNP	DNP	-	2-1	DNP	DNP	DNP
Kevin Harris	1-1	2	1-1	DNP	DNP	-	-	-	-	-
Joe Fusile	1-0	1	-	-	-	-	-	DNP	1-0	-
Jordan Williams	1-0	1	-	-	-	1-0	-	-	-	-
Nate McCollum	1-0	1	-	-	-	1-0	-	-	-	-
Josh Robinson	1-0	1	-	-	1-0	-	-	-	-	-
Avery Boyd	1-0	1	-	1-0	-	-	DNP	DNP	DNP	DNP
Ryan King	1-0	1	-	-	-	1-0	DNP	-	-	-
Ahmari Harvey	1-0	1	-	DNP	-	-	-	-	-	1-0
David Shanahan	0-1	1	-	-	-	-	-	0-1	-	-
Henry Freer	0-1	1	-	-	0-1	-	-	DNP	-	-
Tyson Meiguez	0-1	1	DNP	DNP	-	-	-	-	-	0-1
Peje' Harris	0-1	1	0-1	-	-	DNP	DNP	DNP	-	-



**2022-23 Georgia Tech Football
Team Game-by-Game
All games**

Date	Opponent	Rushing				Receiving				Passing				Kick Returns				Punt Returns				tot off		
		no.	yds	td	lg	no.	yds	td	lg	cmp	att	int	yds	td	lg	no.	yds	td	lg	no.	yds		td	lg
09/05/2022	Clemson	30	73	0	12	23	164	1	21	23	36	1	164	1	21	0	0	0	0	1	8	0	8	237
09/10/2022	Western Caro.	34	243	5	51	8	100	0	19	8	17	1	100	0	19	3	67	0	28	2	43	0	29	343
09/17/2022	Ole Miss	34	53	0	13	18	161	0	38	18	32	0	161	0	38	0	0	0	0	0	0	0	0	214
09/24/2022	at UCF	31	124	0	23	21	314	1	59	21	32	0	314	1	59	2	70	0	41	1	17	0	17	438
10/01/2022	at Pittsburgh	44	232	1	63	11	102	1	33	11	27	0	102	1	33	1	4	0	4	0	0	0	0	334
10/08/2022	Duke	37	180	0	19	24	232	2	37	24	36	2	232	2	37	1	13	0	13	2	9	0	9	412
10/20/2022	Virginia	37	56	0	14	16	146	0	25	16	36	1	146	0	25	0	0	0	0	1	0	0	0	202
10/29/2022	at Florida St.	30	66	1	15	20	198	1	32	20	31	0	198	1	32	0	0	0	0	0	0	0	0	264
Georgia Tech		277	1027	7	63	141	1417	6	59	141	247	3	1417	6	59	7	154	0	41	7	77	0	29	2444
Opponents		343	1488	13	43	157	1902	12	78	157	270	9	1902	12	78	13	267	0	31	27	432	2	81	3390

Georgia Tech Averages

Games	Avg/ rush	Avg/ catch	Pass effic	KR avg	PR avg	All purpose avg/game	Total offense avg/game
8	3.7	10.0	110.9	22.0	11.0	341.1	305.5

Date	Opponent	Tackles			Sacks no-yds	Fumble ff fr-yds	Pass Defense			blkd kick	PAT attempts			off				
		ua	a	total			tfl-yds	int-yds	qbh		brup	kick	rush	rcv	saf	t/o	pts	
09/05/2022	Clemson	42	36	78	5.0-25	3-19	1	1-0	0-0	0	2	0	1-1	0	0	0	0	10
09/10/2022	Western Caro.	38	36	74	10.0-48	4-27	0	1-0	3-29	1	0	0	5-5	0	0	0	14	35
09/17/2022	Ole Miss	44	44	88	12.0-33	1-11	1	0-0	1--4	1	1	1	0-0	0	0	0	0	0
09/24/2022	at UCF	56	22	78	6.0-14	2-8	2	1-0	1-0	0	3	0	1-1	0	0	0	3	10
10/01/2022	at Pittsburgh	43	30	73	5.0-28	2-13	2	2-43	1-0	12	7	0	2-2	0	0	0	13	26
10/08/2022	Duke	39	26	65	5.0-11	3-7	0	0-0	1-0	5	5	0	2-2	0	0	0	0	23
10/20/2022	Virginia	38	28	66	7.0-11	0-0	2	2-0	2-29	1	5	2	0-1	0	0	0	6	9
10/29/2022	at Florida St.	41	46	87	3.0-10	1-7	1	2-71	0-0	2	4	0	1-1	0	0	0	3	16
Georgia Tech		341	268	609	53.0-180	16-92	9	9-114	9-54	22	27	3	12-13	0	0	0	39	129
Opponents		279	226	505	70.0-288	30-194	4	3-104	3-6	18	34	4	25-26	0	1	0	6	225

Date	Opponent	Punting										Field Goals			Kickoffs			
		no.	yds	avg	long	blkd	tb	fc	50+	i20	md-att	long	blkd	no.	yds	avg	tb	ob
09/05/2022	Clemson	8	284	35.5	53	2	0	1	3	1	1-2	45	0	3	195	65.0	3	0
09/10/2022	Western Caro.	5	215	43.0	55	0	0	1	1	2	0-1	0	0	6	386	64.3	4	0
09/17/2022	Ole Miss	9	352	39.1	51	1	0	4	2	2	0-0	0	0	1	62	62.0	0	0
09/24/2022	at UCF	4	125	31.3	51	1	0	0	1	0	1-3	42	0	3	195	65.0	2	0
10/01/2022	at Pittsburgh	6	273	45.5	51	0	0	0	1	1	4-4	40	0	7	446	63.7	4	0
10/08/2022	Duke	6	271	45.2	54	0	2	0	3	0	3-3	37	0	5	323	64.6	3	0
10/20/2022	Virginia	10	430	43.0	55	0	0	2	2	2	1-1	35	0	3	192	64.0	1	0
10/29/2022	at Florida St.	7	266	38.0	47	0	1	0	0	0	1-1	38	0	2	128	64.0	0	0
Georgia Tech		55	2216	40.3	55	4	3	8	13	8	11-15	45	0	30	1927	64.2	17	0
Opponents		31	1253	40.4	54	1	2	8	5	10	12-16	45	2	45	2877	63.9	37	0



**2022-23 Georgia Tech Football
Opponents Game-by-Game
All games**

Date	Opponent	Rushing				Receiving				Passing				Kick Returns				Punt Returns				tot off
		no.	yds	td	lg	no.	yds	td	lg	cmp-att-int	yds	td	lg	no.	yds	td	lg	no.	yds	td	lg	
09/05/2022	Clemson	40	119	3	12	23	259	2	29	23-38-0	259	2	29	0	0	0	0	4	48	0	13	378
09/10/2022	Western Caro.	40	119	0	16	24	271	2	49	24-35-3	271	2	49	2	42	0	22	2	34	0	22	390
09/17/2022	Ole Miss	62	316	6	36	12	231	0	38	12-19-1	231	0	38	1	23	0	23	4	64	0	22	547
09/24/2022	at UCF	56	284	1	28	8	49	0	22	8-17-1	49	0	22	1	25	0	25	2	33	1	31	333
10/01/2022	at Pittsburgh	31	106	0	12	26	305	3	30	26-45-1	305	3	30	3	72	0	31	5	26	0	8	411
10/08/2022	Duke	33	142	0	21	20	136	1	22	20-42-1	136	1	22	2	45	0	25	4	158	1	81	278
10/20/2022	Virginia	38	156	1	43	20	255	1	44	20-35-2	255	1	44	2	24	0	24	4	46	0	22	411
10/29/2022	at Florida St.	43	246	2	27	24	396	3	78	24-39-0	396	3	78	2	36	0	18	2	23	0	23	642
Opponents		343	1488	13	43	157	1902	12	78	157-270-9	1902	12	78	13	267	0	31	27	432	2	81	3390
Georgia Tech		277	1027	7	63	141	1417	6	59	141-247-3	1417	6	59	7	154	0	41	7	77	0	29	2444

Opponents Averages

Games	Avg/ rush	Avg/ catch	Pass effic	KR avg	PR avg	All purpose avg/game	Total offense avg/game
8	4.3	12.1	125.3	20.5	16.0	511.9	423.8

Date	Opponent	Tackles			Sacks no-yds	Fumble ff fr-yds	Pass Defense			blkd kick	PAT attempts			off						
		ua	a	total			tfl-yds	int-yds	qbh		brup	kick	kick	rush	rcv	saf	t/o	pts		
09/05/2022	Clemson	35	32	67	10.0-34	2-13	2	0-0	1-0	0	4	2	5-5	0	0	0	0	0	0	41
09/10/2022	Western Caro.	30	24	54	3.0-9	0-0	0	0-0	1-6	0	2	0	2-2	0	0	0	0	0	0	17
09/17/2022	Ole Miss	27	40	67	12.0-57	7-45	0	0-0	0-0	1	5	1	6-6	0	0	0	0	0	0	42
09/24/2022	at UCF	47	12	59	9.0-32	4-26	2	2-104	0-0	4	4	1	1-1	0	1	0	3	0	3	27
10/01/2022	at Pittsburgh	38	22	60	11.0-44	4-27	0	0-0	0-0	6	8	0	3-3	0	0	0	0	0	0	21
10/08/2022	Duke	43	30	73	5.0-14	1-6	0	0-0	0-0	3	2	0	2-2	0	0	0	0	0	0	20
10/20/2022	Virginia	32	32	64	10.0-56	8-50	0	1-0	1-0	1	6	0	1-2	0	0	0	3	0	3	16
10/29/2022	at Florida St.	27	34	61	10.0-42	4-27	0	0-0	0-0	3	3	0	5-5	0	0	0	0	0	0	41
Opponents		279	226	505	70.0-288	30-194	4	3-104	3-6	18	34	4	25-26	0	1	0	6	225		
Georgia Tech		341	268	609	53.0-180	16-92	9	9-114	9-54	22	27	3	12-13	0	0	0	39	129		

Date	Opponent	Punting										Field Goals			Kickoffs			
		no.	yds	avg	long	blkd	tb	fc	50+	i20	md-att	long	blkd	no.	yds	avg	tb	ob
09/05/2022	Clemson	6	264	44.0	51	0	0	3	2	3	2-2	32	0	8	520	65.0	8	0
09/10/2022	Western Caro.	3	127	42.3	45	0	0	1	0	0	1-1	44	0	4	250	62.5	1	0
09/17/2022	Ole Miss	3	111	37.0	42	0	0	1	0	1	0-1	0	1	7	455	65.0	7	0
09/24/2022	at UCF	3	131	43.7	54	0	0	0	1	1	4-4	43	0	7	446	63.7	5	0
10/01/2022	at Pittsburgh	6	228	38.0	42	0	0	2	0	1	0-0	0	0	3	172	57.3	2	0
10/08/2022	Duke	4	177	44.3	54	0	1	1	2	1	2-3	45	0	5	321	64.2	4	0
10/20/2022	Virginia	6	215	35.8	48	1	1	0	0	3	1-3	28	1	4	260	65.0	4	0
10/29/2022	at Florida St.	0	0	0.0	0	0	0	0	0	0	2-2	34	0	7	453	64.7	6	0
Opponents		31	1253	40.4	54	1	2	8	5	10	12-16	45	2	45	2877	63.9	37	0
Georgia Tech		55	2216	40.3	55	4	3	8	13	8	11-15	45	0	30	1927	64.2	17	0



**2022-23 Georgia Tech Football
Team Game-by-Game Comparison
All games**

Opponent	Score	Total	First Downs			Rushing Number-Yards	Passing		Total Offense Plays-Yards	Return Yards	Turn- Overs	
			Rush	Pass	Pen		Comp-Att-Int	Yards				
Clemson	10-41	13 / 22	5 / 7	8 / 11	0 / 4	30-73 / 40-119	23-36-1 / 23-38-0		164 / 259	66-237 / 78-378	8 / 48	1 / 1
Western Caro.	35-17	15 / 26	8 / 9	6 / 14	1 / 3	34-243 / 40-119	8-17-1 / 24-35-3		100 / 271	51-343 / 75-390	139 / 82	1 / 4
Ole Miss	0-42	13 / 31	5 / 20	7 / 11	1 / 0	34-53 / 62-316	18-32-0 / 12-19-1		161 / 231	66-214 / 81-547	-4 / 87	0 / 1
UCF	10-27	22 / 24	8 / 16	13 / 3	1 / 5	31-124 / 56-284	21-32-0 / 8-17-1		314 / 49	63-438 / 73-333	87 / 162	2 / 2
Pittsburgh	26-21	17 / 25	11 / 9	4 / 15	2 / 1	44-232 / 31-106	11-27-0 / 26-45-1		102 / 305	71-334 / 76-411	47 / 98	0 / 3
Duke	23-20	24 / 21	10 / 6	12 / 10	2 / 5	37-180 / 33-142	24-36-0 / 20-42-1		232 / 136	73-412 / 75-278	22 / 203	0 / 1
Virginia	9-16	13 / 17	4 / 6	7 / 8	2 / 3	37-56 / 38-156	16-36-1 / 20-35-2		146 / 255	73-202 / 73-411	29 / 70	2 / 4
Florida St.	16-41	16 / 32	3 / 14	12 / 14	1 / 4	30-66 / 43-246	20-31-0 / 24-39-0		198 / 396	61-264 / 82-642	71 / 59	0 / 2
Totals	129-225	133 / 198	54 / 87	69 / 86	10 / 25	277-1027 / 343-1488	141-247-3 / 157-270-9		1417 / 1902	524-2444 / 613-3390	399 / 809	6 / 18

Opponents	3rd Down Conversion	4th Down Conversion	Time of Possession	TOP Margin	Avg Yds/Rush	Avg Yds/Pass	Avg Yds/Play	Punting Number-Avg	Penalties Number-Yards	Sacks
Clemson	2-16 / 7-16	2-3 / 1-1	29:13 / 30:47	-01:34	2.4 / 3.0	4.6 / 6.8	3.6 / 4.8	8-35.5 / 6-44.0	10-86.0 / 3-10.0	3 / 2
Western Caro.	5-11 / 6-14	0-0 / 0-1	19:44 / 40:16	-20:32	7.1 / 3.0	5.9 / 7.7	6.7 / 5.2	5-43.0 / 3-42.3	4-50.0 / 7-65.0	4 / 0
Ole Miss	6-18 / 7-15	0-2 / 3-3	29:07 / 30:53	-01:46	1.6 / 5.1	5.0 / 12.2	3.2 / 6.8	9-39.1 / 3-37.0	4-25.0 / 6-55.0	1 / 7
UCF	4-13 / 5-16	0-3 / 2-2	28:12 / 31:48	-03:36	4.0 / 5.1	9.8 / 2.9	7.0 / 4.6	4-31.3 / 3-43.7	8-61.0 / 3-30.0	2 / 4
Pittsburgh	5-17 / 2-12	0-1 / 1-2	31:04 / 28:56	02:08	5.3 / 3.4	3.8 / 6.8	4.7 / 5.4	6-45.5 / 6-38.0	4-43.0 / 12-75.0	2 / 4
Duke	5-15 / 7-18	0-0 / 1-2	30:04 / 29:56	00:08	4.9 / 4.3	6.4 / 3.2	5.6 / 3.7	6-45.2 / 4-44.3	8-88.0 / 7-75.0	3 / 1
Virginia	6-21 / 2-14	0-1 / 1-3	28:12 / 31:48	-03:36	1.5 / 4.1	4.1 / 7.3	2.8 / 5.6	10-43.0 / 6-35.8	7-56.0 / 10-92.0	0 / 8
Florida St.	2-13 / 9-15	2-4 / 1-2	25:07 / 34:53	-09:46	2.2 / 5.7	6.4 / 10.2	4.3 / 7.8	7-38.0 / 0-0.0	9-107.0 / 13-104.0	1 / 4
Totals	35-124 / 45-120	4-14 / 10-16	220:43 / 259:17	-38:34	3.7 / 4.3	5.7 / 7.0	4.7 / 5.5	55-40.3 / 31-40.4	54-516.0 / 61-506.0	16 / 30

Note: Game totals are displayed in the format TEAM/OPPONENT for each category



**2022-23 Georgia Tech Football
By Quarter Statistics
All games**

3rd-Down Conversions

Date	Opponent	Score	Overall	1st Qtr	2nd Qtr	3rd Qtr	4th Qtr	Overtime
09/05/2022	Clemson	L 10-41	2-16 12.5	1-5 20.0	0-3 0.0	1-4 25.0	0-4 0.0	0-1 0.0
09/10/2022	Western Caro.	W 35-17	5-11 45.5	2-4 50.0	2-3 66.7	1-1 100.0	0-3 0.0	0-0 0.0
09/17/2022	Ole Miss	L 0-42	6-18 33.3	1-3 33.3	2-6 33.3	1-4 25.0	2-5 40.0	0-0 0.0
09/24/2022	at UCF	L 10-27	4-13 30.8	0-1 0.0	3-5 60.0	1-4 25.0	0-3 0.0	0-0 0.0
10/01/2022	at Pittsburgh	W 26-21	5-17 29.4	2-6 33.3	0-4 0.0	1-3 33.3	2-4 50.0	0-0 0.0
10/08/2022	Duke	Wot1 23-20	5-15 33.3	0-2 0.0	2-4 50.0	0-1 0.0	3-7 42.9	0-0 0.0
10/20/2022	Virginia	L 9-16	6-21 28.6	2-5 40.0	3-7 42.9	0-4 0.0	1-5 20.0	0-0 0.0
10/29/2022	at Florida St.	L 16-41	2-13 15.4	0-3 0.0	1-5 20.0	1-2 50.0	0-3 0.0	0-0 0.0
Georgia Tech			35-124 28.2	8-29 27.6	13-37 35.1	6-23 26.1	8-34 23.5	0-1 0.0
Opponents			45-120 37.5	10-29 34.5	12-32 37.5	12-31 38.7	11-27 40.7	0-1 0.0

4th-Down Conversions

Date	Opponent	Score	Overall	1st Qtr	2nd Qtr	3rd Qtr	4th Qtr	Overtime
09/05/2022	Clemson	L 10-41	2-3 66.7	1-1 100.0	0-0 0.0	1-1 100.0	0-1 0.0	0-0 0.0
09/10/2022	Western Caro.	W 35-17	0-0 0.0	0-0 0.0	0-0 0.0	0-0 0.0	0-0 0.0	0-0 0.0
09/17/2022	Ole Miss	L 0-42	0-2 0.0	0-0 0.0	0-1 0.0	0-0 0.0	0-1 0.0	0-0 0.0
09/24/2022	at UCF	L 10-27	0-3 0.0	0-0 0.0	0-0 0.0	0-1 0.0	0-2 0.0	0-0 0.0
10/01/2022	at Pittsburgh	W 26-21	0-1 0.0	0-0 0.0	0-0 0.0	0-0 0.0	0-1 0.0	0-0 0.0
10/08/2022	Duke	Wot1 23-20	0-0 0.0	0-0 0.0	0-0 0.0	0-0 0.0	0-0 0.0	0-0 0.0
10/20/2022	Virginia	L 9-16	0-1 0.0	0-0 0.0	0-0 0.0	0-0 0.0	0-1 0.0	0-0 0.0
10/29/2022	at Florida St.	L 16-41	2-4 50.0	0-1 0.0	0-0 0.0	0-0 0.0	2-3 66.7	0-0 0.0
Georgia Tech			4-14 28.6	1-2 50.0	0-1 0.0	1-2 50.0	2-9 22.2	0-0 0.0
Opponents			10-16 62.5	4-5 80.0	3-4 75.0	3-3 100.0	0-4 0.0	0-0 0.0

Time of Possession

Date	Opponent	Score	Overall	1st Qtr	2nd Qtr	3rd Qtr	4th Qtr	Overtime
09/05/2022	Clemson	L 10-41	29:13	09:08	07:57	06:07	06:01	00:00
09/10/2022	Western Caro.	W 35-17	19:44	05:54	05:29	03:33	04:48	00:00
09/17/2022	Ole Miss	L 0-42	29:07	04:36	10:16	05:28	08:47	00:00
09/24/2022	at UCF	L 10-27	28:12	03:11	09:21	09:06	06:34	00:00
10/01/2022	at Pittsburgh	W 26-21	31:04	06:59	08:44	04:57	10:24	00:00
10/08/2022	Duke	Wot1 23-20	30:04	07:39	06:50	03:31	12:04	00:00
10/20/2022	Virginia	L 9-16	28:12	06:40	09:26	04:58	07:08	00:00
10/29/2022	at Florida St.	L 16-41	25:07	04:35	08:24	05:38	06:30	00:00
Georgia Tech			Total 220:43	48:42	66:27	43:18	62:16	00:00
			Avg. 27:35	06:05	08:18	05:25	07:47	00:00
Opponents			Total 259:17	58:10	66:41	64:53	69:33	00:00
			Avg. 32:25	07:16	08:20	08:07	08:42	00:00



2022-23 Georgia Tech Football
Red-Zone Results
All games

Georgia Tech Inside Opponent Red-Zone

Date	Opponent	Score	Times In RZ	Times Scored	Total		Rush TDs	Pass TDs	FGs Made	Failed to score inside RZ					
					Pts	TDs				FGA	Down	Int	Fumb	Half	Game
09/05/2022	Clemson	L 10-41	1	1	7	1	0	1	0	0	0	0	0	0	0
09/10/2022	Western Caro.	W 35-17	4	3	21	3	3	0	0	1	0	0	0	0	0
09/17/2022	Ole Miss	L 0-42	1	0	0	0	0	0	0	0	1	0	0	0	0
09/24/2022	at UCF	L 10-27	5	0	0	0	0	0	0	2	1	0	2	0	0
10/01/2022	at Pittsburgh	W 26-21	7	6	26	2	1	1	4	4	1	0	0	0	0
10/08/2022	Duke	W 23-20	4	4	16	1	0	1	3	3	0	0	0	0	0
10/20/2022	Virginia	L 9-16	2	1	3	0	0	0	1	1	0	1	0	0	0
10/29/2022	at Florida St.	L 16-41	3	2	9	1	1	0	1	1	1	0	0	0	0
Totals 17 of 27 (63.0%)			27	17	82	8	5	3	9	12	4	1	2	0	0

Opponents Inside Georgia Tech Red-Zone

Date	Opponent	Score	Times In RZ	Times Scored	Total		Rush TDs	Pass TDs	FGs Made	Failed to score inside RZ					
					Pts	TDs				FGA	Down	Int	Fumb	Half	Game
09/05/2022	Clemson	L 10-41	7	7	41	5	3	2	2	2	0	0	0	0	0
09/10/2022	Western Caro.	W 35-17	1	1	3	0	0	0	1	1	0	0	0	0	0
09/17/2022	Ole Miss	L 0-42	5	5	35	5	5	0	0	0	0	0	0	0	0
09/24/2022	UCF	L 10-27	4	3	9	0	0	0	3	3	0	0	0	0	1
10/01/2022	Pittsburgh	W 26-21	1	1	7	1	0	1	0	0	0	0	0	0	0
10/08/2022	Duke	W 23-20	4	2	10	1	0	1	1	2	0	1	0	0	0
10/20/2022	Virginia	L 9-16	3	2	10	1	1	0	1	2	0	0	0	0	0
10/29/2022	Florida St.	L 16-41	5	4	20	2	2	0	2	2	0	0	1	0	0
Totals 25 of 30 (83.3%)			30	25	135	15	11	4	10	12	0	1	1	0	1



**2022-23 Georgia Tech Football
Individual Game Highs
All games**

Georgia Tech - Individual Game Highs

RUSHES	20	Hassan Hall at Pittsburgh (10/01/2022)
YARDS RUSHING	157	Hassan Hall at Pittsburgh (10/01/2022)
TD RUSHES	3	Dontae Smith vs Western Caro. (09/10/2022)
LONG RUSH	63	Hassan Hall at Pittsburgh (10/01/2022)
PASS ATTEMPTS	36	Jeff Sims vs Clemson (09/05/2022)
PASS COMPLETIONS	23	Jeff Sims vs Duke (10/08/2022)
	23	Jeff Sims vs Clemson (09/05/2022)
YARDS PASSING	314	Jeff Sims at UCF (09/24/2022)
TD PASSES	2	Jeff Sims vs Duke (10/08/2022)
LONG PASS	59	Jeff Sims at UCF (09/24/2022)
RECEPTIONS	8	Nate McCollum vs Duke (10/08/2022)
YARDS RECEIVING	101	Nate McCollum vs Duke (10/08/2022)
TD RECEPTIONS	1	EJ Jenkins at Florida St. (10/29/2022)
	1	Leo Blackburn vs Duke (10/08/2022)
	1	Nate McCollum vs Duke (10/08/2022)
	1	EJ Jenkins at Pittsburgh (10/01/2022)
	1	Malachi Carter at UCF (09/24/2022)
	1	EJ Jenkins vs Clemson (09/05/2022)
LONG RECEPTION	59	Malachi Carter at UCF (09/24/2022)
PUNTS	10	David Shanahan vs Virginia (10/20/2022)
PUNTING AVG	47.3	David Shanahan vs Clemson (09/05/2022)
LONG PUNT	55	David Shanahan vs Virginia (10/20/2022)
	55	David Shanahan vs Western Caro. (09/10/2022)
PUNTS INSIDE 20	2	David Shanahan vs Virginia (10/20/2022)
	2	David Shanahan vs Ole Miss (09/17/2022)
	2	David Shanahan vs Western Caro. (09/10/2022)
LONG PUNT RETURN	29	Nate McCollum vs Western Caro. (09/10/2022)
LONG KICKOFF RETURN	41	Hassan Hall at UCF (09/24/2022)
TACKLES	14	Clayton Powell-Lee at Florida St. (10/29/2022)
	14	Ayinde Eley at Pittsburgh (10/01/2022)
SACKS	2	Keion White vs Clemson (09/05/2022)
TACKLES FOR LOSS	3	Ayinde Eley vs Ole Miss (09/17/2022)



2022-23 Georgia Tech Football
Team Game Highs
All games

Georgia Tech - Game Highs

RUSHES	44	at Pittsburgh (10/01/2022)
YARDS RUSHING	243	Western Caro. (09/10/2022)
YARDS PER RUSH	7.1	Western Caro. (09/10/2022)
TD RUSHES	5	Western Caro. (09/10/2022)
PASS ATTEMPTS	36	Virginia (10/20/2022)
	36	Duke (10/08/2022)
	36	Clemson (09/05/2022)
PASS COMPLETIONS	24	Duke (10/08/2022)
YARDS PASSING	314	at UCF (09/24/2022)
YARDS PER PASS	9.8	at UCF (09/24/2022)
TD PASSES	2	Duke (10/08/2022)
TOTAL PLAYS	73	Virginia (10/20/2022)
	73	Duke (10/08/2022)
TOTAL OFFENSE	438	at UCF (09/24/2022)
YARDS PER PLAY	7.0	at UCF (09/24/2022)
POINTS	35	Western Caro. (09/10/2022)
SACKS BY	4	Western Caro. (09/10/2022)
FIRST DOWNS	24	Duke (10/08/2022)
PENALTIES	10	Clemson (09/05/2022)
PENALTY YARDS	107	at Florida St. (10/29/2022)
TURNOVERS	2	Virginia (10/20/2022)
	2	at UCF (09/24/2022)
PUNTS	10	Virginia (10/20/2022)
PUNTING AVG	45.5	at Pittsburgh (10/01/2022)
LONG PUNT	55	Western Caro. (09/10/2022)
	55	Virginia (10/20/2022)
PUNTS INSIDE 20	2	Virginia (10/20/2022)
	2	Ole Miss (09/17/2022)
	2	Western Caro. (09/10/2022)
LONG PUNT RETURN	29	Western Caro. (09/10/2022)