

GEORGIA TECH

130TH SEASON • 4 NATIONAL CHAMPIONSHIPS • 15 CONFERENCE CHAMPIONSHIPS • 45 BOWL APPEARANCES • 25 BOWL VICTORIES

GEORGIA TECH (4-6, 3-4 ACC) AT NO. 13/11 NORTH CAROLINA (9-1, 6-0 ACC)

SATURDAY, NOVEMBER 19, 2022 • 5:30 P.M. ET • CHAPEL HILL, N.C. • KENAN STADIUM

MATCHUP AT A GLANCE



GEORGIA TECH	vs.	NORTH CAROLINA
4-6 (3-4 ACC).....	Record	9-1 (6-0 ACC)
Atlanta, Ga.	Location	Chapel Hill, N.C.
1885.....	Founded	1789
43,859.....	Enrollment	19,743
Yellow Jackets, Ramblin' Wreck.....	Nickname	Tar Heels
Tech Gold and White.....	Colors	Carolina Blue & White
Atlantic Coast (Coastal Division).....	Conference	Atlantic Coast (Coastal Division)
Bobby Dodd Stadium at Historic Grant Field (55,000).....	Stadium (Capacity)	Kenan Stadium (50,500)
Brent Key (Interim).....	Head Coach	Mack Brown
3-3 (First season).....	Head Coach's Record at School	99-64-1 (14th season)
Same.....	Head Coach's Overall Record	274-140-1 (34th season)
None.....	National Ranking	13 (AP) / 11 (Coaches)
Spread Pro-Style.....	Basic Offense	Air Raid
17.1 (13th/125th).....	Points Per Game (Conference/National Rank)	40.1 (1st/10th)
136.6 (9th/84th).....	Rushing Yards Per Game (Conference/National Rank)	163.9 (6th/56th)
190.4 (14th/112th).....	Passing Yards Per Game (Conference/National Rank)	341.6 (1st/3rd)
327.0 (12th/113th).....	Total Yards Per Game (Conference/National Rank)	505.5 (1st/4th)
4-2-5.....	Basic Defense	3-4
28.7 (12th/86th).....	Points Allowed Per Game (Conference/National Rank)	31.3 (14th/109th)
183.6 (14th/108th).....	Rushing Yards Allowed Per Game (Conference/National Rank)	179.1 (13th/101st)
220.4 (7th/57th).....	Passing Yards Allowed Per Game (Conference/National Rank)	281.8 (14th/122nd)
404.0 (13th/96th).....	Total Yards Allowed Per Game (Conference/National Rank)	460.9 (14th/124th)
L, 35-14 vs. Miami (Fla.) (Nov. 12, 2022).....	Last Game	W, 36-34 at Wake Forest (Nov. 12, 2022)

TOP STORYLINES

- Georgia Tech football begins a grueling finish to its 2022 regular season on Saturday when it visits No. 13/11 North Carolina.
- For the second-straight year, Georgia Tech wraps its regular season with back-to-back games against nationally ranked teams. Last season, the Yellow Jackets closed the campaign at No. 6 Notre Dame and versus No. 1 Georgia. This year, the Jackets visit No. 13/11 UNC before traveling to top-ranked UGA. North Carolina and Georgia will be Tech's fourth and fifth nationally ranked opponents in 11 games against NCAA Division I FBS competition this season (joining Clemson, Ole Miss and Pitt), while two more Tech opponents (UCF and Florida State) have entered the national rankings since the Yellow Jackets faced them.
- Georgia Tech, which is 3-3 under interim head coach **Brent Key**, is looking for its second road win over a nationally ranked team under Key's watch. In Key's first game at the helm of the Yellow Jackets, they knocked off No. 24 Pitt, 26-21, on Oct. 1 in Pittsburgh.
- In order to claim its second-straight win over a ranked opponent, Tech will likely need to get back on the positive side of the turnover column. The Yellow Jackets, who entered last Saturday's game versus Miami (Fla.) ranked No. 2 nationally with a plus-15 turnover margin, were minus-four in the turnover column (4-0) in the 35-14 loss to the Hurricanes. Despite losing the turnover battle for the first time this season in last week's loss, the Jackets still rank fifth nationally in turnover margin (plus-11).
- Saturday's nationally televised game (ESPN2) will put a spotlight on perhaps the nation's top linebacking duo in Georgia Tech's **Ayinde Eley** and **Charlie Thomas**. The All-America candidates have combined for a remarkable 195 tackles, 18.5 tackles for loss, 5.5 sacks, five forced fumbles, four fumble recoveries and two interceptions in 10 games this season.

SERIES HISTORY

Series Record (Streak):..... Georgia Tech leads 31-22-3 (GT; W1)
at Georgia Tech:..... Georgia Tech leads 20-9
at North Carolina:..... North Carolina Leads 13-11-3
Neutral Sites:.....N/A
Last Meeting:....North Carolina 22, Georgia Tech 45 (Atlanta, Ga. (MBS) - Sept. 25, 2021)

TALE OF THE TAPE

Average heights and weights of players listed on both teams' depth charts:

Georgia Tech		North Carolina
6-5, 311.....	Offensive Line	6-5, 315
6-4, 245.....	Tight Ends	6-4, 238
6-1, 208.....	Offensive Backs (QB and RB)	6-1, 212
6-1, 192.....	Receivers	6-1, 190
6-4, 267.....	Defensive Line	6-4, 303
6-2, 221.....	Linebackers	6-2, 223
6-2, 196.....	Defensive Backs	6-1, 195

TOP PERFORMERS AT A GLANCE

	PASSING	COMP.	ATT.	INT.	YDS.	TD
Georgia Tech						
Jeff Sims	110	188	3	1,115	5	
Zach Pyron	49	82	3	565	3	
North Carolina						
Drake Maye	253	361	3	3,412	34	
RUSHING	ATT.	YDS.	AVG.	TD		
Georgia Tech						
Hassan Hall	101	473	4.7	0		
Dontae Smith	65	370	5.7	4		
North Carolina						
Drake Maye	133	584	4.4	5		
RECEIVING	NO.	YDS.	AVG.	TD		
Georgia Tech						
Nate McCollum	54	590	10.9	3		
North Carolina						
Josh Downs	74	847	11.5	11		
TACKLES	UT	AT	TT	TFL	SACK	
Georgia Tech						
Ayinde Eley	47	51	98	9.5	3.5	
Charlie Thomas	62	35	97	9.0	2.0	
North Carolina						
Cedric Gray	61	47	108	7.5	1.0	

2022 GEORGIA TECH SCHEDULE/RESULTS

• Overall: **4-6** | ACC: **3-4** | Place: **5th (Coastal Division)**
 • Home: **2-4** | Away: **2-2** | Neutral: **0-0** | Streak: **L1**

Date	Opponent	Time/Result	TV
Sept. 5	No. 4 CLEMSON (Mon.)*^A	L, 41-10	ESPN
Sept. 10	WESTERN CAROLINA	W, 35-17	ACCNX
Sept. 17	No. 20/17 OLE MISS	L, 42-0	ABC
Sept. 24	at UCF	L, 27-10	ESPNU
Oct. 1	at No. 24 Pitt*	W, 26-21	ACC Network
Oct. 8	-/rv DUKE*	W, 23-20 ^(OT)	ACC RSN
Oct. 20	VIRGINIA* (Thurs.)	L, 16-9	ESPN
Oct. 29	at rv/- Florida State*	L, 41-16	ACC Network
Nov. 5	at Virginia Tech*	W, 28-27	ACC RSN
Nov. 12	MIAMI (FLA.)*	L, 35-14	ACC RSN
Nov. 20	at No. 13/11 North Carolina	5:30 p.m.	ESPN2
Nov. 27	at No. 1 Georgia	Noon	ESPN

All times Eastern; Home games in **BOLD CAPS**

* ACC game

^ Chick-fil-A Kickoff Game/Mayhem at Mercedes-Benz Stadium

Ranks for past games = AP/Coaches ranks at time of game

Ranks for current/future games = current AP/Coaches ranks

ON THE AIR

TV: ESPN2

- Play-by-Play**..... Beth Mowins
- Analyst**..... Kirk Morrison
- Sideline Reporter**..... Stormy Buonantony
- Mobile Apps: ESPN
- Online: WatchESPN.com

RADIO: Georgia Tech Sports Network

- Play-by-Play**..... Andy Demetra
- Analyst**..... Joe Hamilton
- Sideline Reporter**..... Brandon Joseph
- In Atlanta: 680 AM / 93.7 FM The Fan
- Across Georgia: Visit RamblinWreck.com for station affiliate list
- Satellite: SiriusXM 387 / SiriusXM app 977
- Mobile Apps: GT Yellow Jackets, 680 The Fan, TuneIn
- Online: RamblinWreck.com, 680TheFan.com

GEORGIA TECH'S LAST GAME

vs. Miami (Fla.)	L, 35-14
Date	Nov. 12
Location	Atlanta, Ga. (Bobby Dodd Stadium)
Total Offense	363
Rushing	129
Passing	234
Turnovers	4
Total Defense	353
Rushing	217
Passing	136
Takeaways	0
Passing Leader	
Zach Pyron.....	12-22-2, 114 yds., 1 TD
Zach Gibson.....	12-21-2, 120 yds., 1 TD
Receiving Leaders	
Nate McCollum.....	8 rec., 101 yds., 1 TD
Jamie Felix.....	3 rec., 19 yds., 1 TD
Rushing Leaders	
Zach Pyron.....	8 carries, 66 yds.
Dontae Smith.....	5 carries, 29 yds.
Defensive Leaders	
Ayinde Eley.....	12 TKL
Charlie Thomas.....	11 TKL

GEORGIA TECH MEDIA AVAILABILITY

TUE 15	WED 16	THU 17	FRI 18	SAT 19	SUN 20	MON 21
<p>Approx. 11:30 a.m. – Interim head coach Brent Key weekly press conference (Bobby Dodd Stadium north concourse — enter at Gate 6, take the elevator to M (mezzanine) level, proceed to seating bowl and turn left)</p>	<p>Approx. 11 a.m. – Selected student-athletes media availability (Bobby Dodd Stadium north concourse — enter at Gate 6, take the elevator to M (mezzanine) level, proceed to seating bowl and turn left)</p> <p>7-8 p.m. – <i>Georgia Tech Football Coaches Radio Show</i> (Georgia Tech Sports Network — 680 AM/93.7 FM The Fan in Atlanta)</p>	<p>NO AVAILABILITY</p>	<p>NO AVAILABILITY</p>	<p>3:30 p.m. - Georgia Tech at North Carolina (Chapel Hill, N.C. — Kenan Stadium) TV: ESPN2</p> <p>Postgame press conference - Interim head coach Brent Key and selected student-athletes (UNC men's lacrosse meeting room — across the tunnel from GT locker room)</p>	<p>NO AVAILABILITY</p>	<p>NO AVAILABILITY</p>

GEORGIA TECH ATHLETICS COMMUNICATIONS & PUBLIC RELATIONS

- **Assistant A.D./Communications & P.R. (Primary Football Contact):** Mike Flynn
Office: (404) 894-5445 • **Mobile:** (828) 964-6406
Email: mflynn@athletics.gatech.edu
- **Assistant Director/Communications & P.R. (Secondary Football Contact):** Andrew Clausen
Office: (404) 894-5445 • **Mobile:** (678) 764-0867
Email: aclausen@athletics.gatech.edu
- **Associate Director/Communications & P.R. (Football Credentials):** Mike Stamus
Office: 404-894-5445 • **Mobile:** (404) 218-9723
Email: mstamus@athletics.gatech.edu

FOLLOW GEORGIA TECH ONLINE

OFFICIAL WEBSITE: www.RamblinWreck.com



@GTathletics
 @GeorgiaTechFB
 @GTFootball



@GTathletics
 @GeorgiaTechFB



/GTathletics
 /GTFootball



@GeorgiaTechFB



RamblinWreckTube

GEORGIA TECH FOOTBALL BY THE NUMBERS

1
 r-Sr. LB **Ayinde Eley** is one of only two NCAA Divison I FBS players since 2000 (Virginia's Micah Kiser in 2016 is the other) with as many as 98 tackles, 9.5 tackles for loss, 3.5 sacks, three forced fumbles and two fumble recoveries through his team's first 10 games of the season.

1
 Sr. LB **Charlie Thomas** is one of only two NCAA Divison I FBS players since 2000 (TCU's Paul Dawson in 2014 is the other) with as many as 97 tackles, nine tackles for loss, two sacks, two interceptions, two fumble recoveries and two forced fumbles in his team's first 10 games of the season.

5
 Interim head coach **Brent Key** is the fifth Georgia Tech alumnus to ever serve as the Yellow Jackets' football head coach, joining William Alexander (1920-44), Bill Fulcher (1972-73), Pepper Rodgers (1974-79) and Bill Curry (1980-86).

5/5/23
 Despite being minus-four in turnover margin last Saturday against Miami (Fla.), Georgia Tech still ranks among the top 25 nationally in turnover margin (fifth — plus-11), turnovers gained (fifth — 22) and fewest turnovers lost (23rd — 11).

11
 Despite turning the ball over a season-high four times in last Saturday's loss to Miami, Georgia Tech's 11 turnovers this season are still its fewest through 10 games since 2000 (10).

22
 Despite not forcing a turnover last Saturday against Miami, Georgia Tech's 22 takeaways are tied for its most through 10 games since 2008 (25 — Tech also forced 22 turnovers through 10 games in 2018).

54
 So. WR **Nate McCollum's** 54 receptions are the most by a Yellow Jacket through the first 10 games of a sason since Jonathan Smith had 57 catches in the first 10 games of th 2003 campaign. Notably, legendary Georgia Tech and NFL wide-outs Calvin Johnson (2004-06) and Demaryius Thomas (2007-09) never accomplished the feat (Johnson had 52 receptions through 10 games in 2006; Thomas never had more than 46 catches in a season with the Yellow Jackets).

57
 Georgia Tech and North Carolina are meeting for the 57th time overall and the 42nd time in 43 seasons since 1980. Tech leads the all-time series, 31-22-3, and has won three of the last four matchups, including a 45-22 triumph last season.

A GEORGIA TECH WIN WOULD ...

- up the Yellow Jackets to 5-6 overall;
- give the Jackets a final ACC record of 4-4;
- be its second-straight win over a nationally ranked opponent, both on the road (GT downed No. 24 Pitt, 26-21, on Oct. 1);
- give it consecutive wins against ranked opponents for the first time since it beat No. 18/17 Clemson, 28-6, on Nov. 15, 2014 and No. 9/10 Georgia, 30-24 (OT) on Nov. 29, 2014.
- give it consecutive wins in road games against ranked opponents for the first time since it won at No. 3 Miami, 14-10, on Nov. 19, 2005 and at No. 11/10 Virginia Tech, 38-27, on Sept. 30, 2006;
- give it consecutive wins in road games against ranked opponents in the same season for the first time since it won at No. 20/18 Clemson, 28-24, on Sept. 11, 2004 and at No. 23 Maryland, 20-7, on Oct. 9, 2004;
- up Tech to 4-3 under interim head coach Brent Key;
- up it to 32-22-3 all-time against North Carolina;
- be its fourth win in its last five meetings with the Tar Heels.

A GEORGIA TECH LOSS WOULD ...

- drop it to 4-7 overall;
- give it a final ACC record of 4-4;
- drop it to 31-23-3 all-time against North Carolina;
- be its first loss to North Carolina since 2019, its first loss at UNC since 2016 and only its second defeat in its last five matchups with the Tar Heels.



GEORGIA TECH INTERIM HEAD COACH BRENT KEY

Brent Key, a Georgia Tech alumnus and football letterwinner, was named the Yellow Jackets' interim head coach on Sept. 26, 2022.

Prior to being named interim head coach, Key was in his fourth season as the Yellow Jackets' assistant head coach, run game coordinator and offensive line coach. In his first three seasons back at his alma mater, Georgia Tech's run game produced an all-American, a pair of all-Atlantic Coast Conference honorees and finished in the top half of the ACC in rushing offense twice. Key has also mentored a pair of all-ACC offensive linemen.

Despite battling a rash of injuries across the offensive front throughout the season, 2021 marked the second-straight season that Tech's rushing offense ranked in the top half of the ACC under Key's watch. The Yellow Jackets averaged 169 yards per game on the ground in '21, with running back Jahmyr Gibbs rushing for 746 yards en route to all-America honors and tackle Devin Cochran earning honorable-mention all-ACC recognition before going on to sign with the National Football League's Cincinnati Bengals.

In 2020, the Jackets ranked fourth in the ACC in fewest sacks allowed (2.3 per game) and fifth in the league in rushing (190.8 yards per game). With a true freshman (Jordan Williams) starting 9-of-10 games at right tackle, two more true freshmen (QB Jeff Sims and Gibbs) were the leading rushers in the Yellow Jackets' No. 4-ranked ACC rushing offense.

Despite a multitude of injuries, the Jackets' offensive line improved throughout the 2019 season, as it went through the monumental transition from an option-based scheme to a pro-style, spread attack. During a one late-season three-game stretch, Tech faced teams that ranked first (Pitt), fourth (Miami) and eighth (Virginia) nationally in sacks. Tech's offensive front allowed just five total sacks in those three games, including none against eventual ACC Coastal Division champion Virginia. In all, the Jackets didn't surrender a sack in two of its final four contests.

Key came back to his alma mater after three seasons as offensive line coach at Alabama (2016-18), where he helped lead the Crimson Tide to two Southeastern Conference championships, three College Football Playoff championship games and the 2017 national title.

As a four-year starting right guard at Georgia Tech from 1997-2000, he was a key cog in an offensive front that helped the Yellow Jackets lead the Atlantic Coast Conference in rushing three times. During Key's junior campaign in 1999, the Jackets ranked No. 1 nationally in total offense (509.0 ypg).

In each of his three seasons at Alabama, Key's offensive lines were finalists for the Joe Moore Award, which is presented annually to the nation's top offensive front, and was the only group in the nation to receive the honor all three seasons. He also coached four All-Americans (including two unanimous picks – tackle Cam Robinson in 2016 and tackle Jonah Williams in 2018) and nine all-SEC selections (including seven first-teamers) during his time with the Tide. In addition to being unanimous All-Americans, Robinson won the 2016 Outland Trophy as the nation's best interior lineman and Williams was a finalist for the award in '18. They also won the Jacobs Blocking Trophy (SEC's top offensive lineman) in '16 and '18, respectively.

Seven linemen that Key coached in his three seasons at Alabama went on to be selected in the National Football League Draft — Jedrick Wills (No. 10 overall, Cleveland Browns, 2020), Williams (No. 11 overall, Cincinnati Bengals, 2019), Alex Leatherwood (No. 17 overall, Las Vegas Raiders, 2021), Robinson (No. 34 overall, Jacksonville Jaguars, 2017), Ross Pierschbacher (fifth round, Washington Redskins, 2019), Bradley Bozeman (sixth round, Baltimore Ravens, 2018) and Deonte Brown (sixth round, Carolina Panthers, 2021).

Key was also lauded for his work on the recruiting trail at Alabama. He is tabbed as the nation's No. 2 recruiter by 247Sports for his work in landing the Crimson Tide's 2019 class and the No. 1 recruiter in the nation for his efforts with the 2020 class.

Prior to his three-year stint at Alabama, Key spent 11 seasons at UCF (2005-15). He started at UCF as a graduate assistant and worked his way up to assistant head coach (2012-15) and offensive coordinator (2014-15). He also coached tight ends for three seasons (2006-08), offensive line for six seasons (2009-14), running backs for one season (2015), was special teams coordinator for one season (2008) and recruiting coordinator for six seasons (2007, 2010-14) with the Knights. In 2012, 2013 and 2014, Key was nominated for the Broyles Award, given to the top assistant coach in college football.

During Key's 11 seasons at UCF, the Knights won four conference championships (2007, 2010, 2013 and 2014), highlighted by a 12-1 campaign in 2013, which culminated with a 52-42 win over No. 6 Baylor. The Knights beat two top-10 teams in '13 (Baylor and No. 8 Louisville) and Key's offensive front, which did not allow a sack against Penn State, Louisville, UConn or Baylor, helped pave the way for UCF to average 441.5 yards and 34.6 points per game, both among the highest marks in program history. His offensive line also provided protection for American Athletic Conference Offensive Player of the Year Blake Bortles.

In his six seasons as UCF's offensive line coach, eight different linemen earned all-conference recognition a total of 16 times and four went on to play in the NFL, including 2011 third-round draft pick Jah Reid. He also coached an NFL draft pick at tight end in Mike Merritt (2008).

During his time at UCF, Key coached under his head coach as a student-athlete at Georgia Tech, George O'Leary.

Key got his start in coaching as a graduate assistant at Georgia Tech in 2001-02 and served as tight ends and running backs coach at Western Carolina in 2004.

While making 44 starts at right guard for the Yellow Jackets from 1997-2000, Key was part of a senior class that led Georgia Tech to four-straight bowl appearances for the first time since 1953-56. As a sophomore in 1998, he helped lead Tech to a 10-2 record and a share of the ACC championship. He was voted a team captain and named all-ACC as a senior in 2000.

Key earned a bachelor's degree in management from GT in 2001.

A Clay, Ala. native, Key, 42, was an all-state performer at Hewitt-Trussville H.S. He and his wife, Danielle, are parents to a daughter, Harper.

THE BRENT KEY FILE

Personal

Hometown: Clay, Ala.
 Education: Georgia Tech, 2001
 Family: Wife: Danielle; Children: Harper

Coaching Experience

2001-02 – Georgia Tech (Graduate Assistant)
 2004 – Western Carolina (Tight Ends/Running Backs)
 2005 – UCF (Graduate Assistant)
 2006 – UCF (Tight Ends)
 2007 – UCF (Tight Ends/Recruiting Coordinator)
 2008 – UCF (Tight Ends/Special Teams Coordinator)
 2009 – UCF (Offensive Line)
 2010-11 – UCF (Offensive Line/Recruiting Coordinator)
 2012-13 – UCF – (Asst. Head Coach/OL/Recruiting Coord.)
 2014 – UCF (Asst. Head Coach/OC/OL/Recruiting Coord.)
 2015 – UCF (Asst. Head Coach/OL/Running Backs)
 2016-18 – Alabama (Offensive Line)
 2019-22 – Georgia Tech (Asst. Head Coach/Run Game Coordinator/Offensive Line)
2022-pres. – Georgia Tech (Interim Head Coach)

GEORGIA TECH ALUMNI TO SERVE AS TECH FOOTBALL'S HEAD COACH

William Alexander

Graduated from Georgia Tech: 1912
 Seasons as head coach: 1920-44 (25 seasons)
 Record as head coach: 134-95-15 (.580)

Bill Fulcher

Graduated from Georgia Tech: 1956
 Seasons as head coach: 1972-73 (Two seasons)
 Record as head coach: 12-10-1 (.543)

Pepper Rodgers

Graduated from Georgia Tech: 1955
 Seasons as head coach: 1974-79 (Six seasons)
 Record as head coach: 34-31-2 (.522)

Bill Curry

Graduated from Georgia Tech: 1965
 Seasons as head coach: 1980-86 (Seven seasons)
 Record as head coach: 31-43-4 (.423)

Brent Key

Graduated from Georgia Tech: 2001
 Interim head coach: 2022
 Record as head coach: 0-0 (.000)

GEORGIA TECH-UNC SERIES HISTORY

• In a series that began in 1915, Georgia Tech and North Carolina are meeting for the 57th time on the gridiron.

• Georgia Tech leads the all-time series between the long-time rivals, 31-22-3.

• North Carolina is Georgia Tech's fifth-most-common all-time opponent.

GEORGIA TECH'S MOST COMMON OPPONENTS

	Games	First Meeting	Series Record
Georgia	115	1893	UGA leads 69-41-5
Auburn	92	1892	AU leads 47-41-4
Duke	90	1933	GT leads 54-35-1
Clemson	88	1898	GT leads 50-35-2*
North Carolina	56	1915	GT leads 31-22-3

* GT vacated its win in the 2009 ACC Championship Game due to NCAA sanctions

• The Yellow Jackets and Tar Heels squared off annually for 40-straight seasons from 1980-2019. The string was snapped in 2020 when the ACC rearranged its schedule due to the Covid-19 pandemic and the GT-UNC game was removed from the ledger.

• The GT-UNC series is one that has been punctuated by streaks over the past three decades. From 1992-2018, the series has gone like this: UNC won 5-of-6, GT won 14-of-16 (including six-straight from 1998-2003 and five-straight from 2009-13), UNC won three-straight, GT won two-straight.

• The teams have split their last two meetings, with North Carolina topping Tech, 38-22, in 2019 at GT's Bobby Dodd Stadium and the Yellow Jackets routing the No. 21/20 Tar Heels, 45-22, last season at Atlanta's Mercedes-Benz Stadium.

• Georgia Tech is 11-13-3 all-time at North Carolina, but the Yellow Jackets won in their last visit to UNC's Kenan Stadium, a 38-28 triumph in 2018.

GEORGIA TECH-UNC SERIES RESULTS (SINCE 1980)

DATE	RANK		GT RESULT		
	GT	UNC	H/A	W/L/T	SCORE
10/4/1980	—	10	A	L	0-33
10/3/1981	—	6	H	L	7-28
10/2/1982	—	12	A	L	0-41
10/1/1983	—	5	H	L	21-38
11/10/1984	—	—	A	L	17-24
10/5/1985	—	—	H	W	31-0
10/4/1986	—	—	A	L	20-21
9/19/1987	—	—	H	L	23-30
10/22/1988	—	—	A	L	17-20
10/21/1989	—	—	H	W	17-14
10/20/1990	11/11	—	A	T	13-13
10/26/1991	—	—	H	W	35-14
10/24/1992	19/19	—	A	L	14-26
10/16/1993	—	14/13	H	L	3-41
10/8/1994	—	14/14	A	L	24-31
10/14/1995	—	—	H	W	27-25
10/21/1996	—	11/13	A	L	0-16
10/30/1997 (TH)	—	5/5	H	L	13-16
9/26/1998	—	—	A	W	43-21
10/9/1999	7/8	—	H	WOT	31-24
9/30/2000	—	—	A	W	42-28
11/1/2001 (TH)	23/21	22/-	H	W	28-21
9/28/2002	—	—	A	W	21-13
11/15/2003	—	—	H	W	41-24
9/18/2004	—	—	A	L	13-34
9/10/2005	17/21	—	H	W	27-21
11/11/2006	19/18	—	A	W	7-0
11/17/2007	—	—	H	W	27-25
11/8/2008	22/20	19/19	A	L	7-28
9/26/2009	—	22/18	H	W	24-7
9/18/2010	—	—	A	W	30-24
9/24/2011	25/24	rv/25	H	W	35-28

11/10/2012	—	—	A	W	68-50
9/21/2013	rv/rv	—	H	W	28-20
10/18/2014	—	—	A	L	43-48
10/3/2015	-/rv	—	H	L	31-38
11/5/2016	—	18/17	A	L	20-48
9/30/2017	—	—	H	W	33-7
11/3/2018	—	—	A	W	38-28
10/5/2019	—	—	H	L	22-38
9/25/2021	—	21/20	H*	W	45-22

* Mercedes-Benz Stadium (Atlanta)

For full GT-UNC series history, see p. 224 of Georgia Tech's 2022 Football Information Guide

• Georgia Tech has a new special connection to North Carolina, as Tech's new athletics director J Batt is a UNC alum and was a goalkeeper for the Tar Heels' men's soccer team that won the 2001 national title.

NOTING LAST SEASON'S WIN OVER UNC

• QB **Jeff Sims** ran for three touchdowns and threw for another and Georgia Tech's defense forced three turnovers in a 45-22 win over No. 21/20 North Carolina on Sept. 25, 2021 at Mercedes-Benz Stadium.

• After falling behind 7-0 early in the game, Georgia Tech scored the game's next 27 points and never led by less than 13 points the rest of the way.

• Georgia Tech held North Carolina, which entered the game ranked sixth nationally in total offense, to 22 points and 369 total yards, nearly 21 points and 185 yards below their season averages of 42.7 points and 553.3 yards per game going into the game.

• Georgia Tech recorded eight sacks on defense, its most in a game since it had eight at Duke on Nov. 10, 2007. Five of the Yellow Jackets' eight sacks came in the first half.

• Georgia Tech recorded 13 tackles for loss on defense, its most in a game since it had 14 against Gardner-Webb on Oct. 11, 2008, and its most against an ACC opponent since it had 14 against Clemson on Sept. 29, 2007. Ten of the Yellow Jackets' 13 tackles for loss came in the first half.

• LB **Charlie Thomas** led the way for Tech defensively with 2.5 sacks, 4.5 tackles for loss and eight total tackles, en route to being named ACC co-Linebacker of the Week.

• The 23-point margin of victory was Tech's largest over a nationally ranked opponent since a 47-24 win over No. 23 NC State on Oct. 10, 1998.

GEORGIA TECH ALL-TIME vs. AP TOP 25

	ALL	H	A	N	BOWL
Top 25	94-182-6	50-83-4	27-90-2	17-13	16-8
vs. ACC	31-47	19-21	11-25	1-2	0-0
vs. No. 1	2-11-1	1-4-1	1-7	0-0	0-0
vs. No. 2	0-10-1	0-5-1	0-4	0-1	0-0
vs. No. 3	1-11	0-6	1-5	0-0	0-0
vs. No. 4	3-12	2-8	1-4	0-0	0-0
vs. No. 5	3-13	1-8	2-6	0-0	0-0
vs. No. 6	5-7	3-4	1-4	1-0	1-0
vs. No. 7	3-13	2-5	0-6	1-2	1-1
vs. No. 8	5-10	3-4	1-6	1-0	1-0
vs. No. 9	7-11	4-3	1-6	1-1	1-1
vs. No. 10	4-10	0-4	1-5	3-1	3-1
vs. No. 11	4-7	1-2	1-4	2-1	2-1
vs. No. 12	5-6	2-2	2-4	1-0	1-0
vs. No. 13	5-7	2-2	2-3	1-2	1-1
vs. No. 14	2-12	1-7	1-5	0-0	0-0
vs. No. 15	4-6-2	3-5-1	0-1-1	1-0	1-0
vs. No. 16	5-5-2	4-0-1	1-4-1	0-1	0-0
vs. No. 17	9-5	6-2	1-1	2-2	2-2
vs. No. 18	7-7	4-3	3-4	0-0	0-0
vs. No. 19	7-3	2-1	3-2	2-0	2-0
vs. No. 20	4-8	3-5	1-3	0-0	0-0
vs. No. 21	2-1	2-1	0-0	0-0	0-0
vs. No. 22	2-4	2-2	0-2	0-0	0-0
vs. No. 23	3-1	1-0	2-0	0-1	0-1
vs. No. 24	1-0	0-0	1-0	0-0	0-0
vs. No. 25	2-4*	1-2	0-1	1-1	0-0

* One win vacated due to NCAA sanctions

ASSOCIATED PRESS TOP 25 POLL (WEEK 12)

Team (1st-place votes)	Record	Points	Trend
1. Georgia (62)	10-0	1574	-
2. Ohio State (1)	10-0	1501	-
3. Michigan	10-0	1453	-
4. TCU	10-0	1374	-
5. Tennessee	9-1	1341	-
6. LSU	8-2	1218	+1
7. USC	9-1	1152	+1
8. Alabama	8-2	1140	+2
9. Clemson	9-1	1055	+3
10. Utah	8-2	965	+3
11. Penn State	8-2	882	+3
12. Oregon	8-2	856	-6
13. North Carolina	9-1	843	+2
14. Ole Miss	8-2	797	-3
15. Washington	8-2	693	+9
16. UCLA	8-2	648	-7
17. UCF	8-2	537	+5
18. Notre Dame	7-3	495	+2
19. Kansas State	7-3	468	+4
20. Florida State	7-3	386	+5
21. Tulane	8-2	273	-5
22. Cincinnati	8-2	237	NR
23. Coastal Carolina	9-1	143	NR
24. Oklahoma State	7-3	85	NR
25. Oregon State	7-3	81	NR

Others receiving votes: NC State 77, Texas 65, UTSA 51, Troy 22, Duke 16, Liberty 15, Illinois 13, Minnesota 7, Florida 6, Boise State 5, South Alabama 1.

USA TODAY COACHES TOP 25 POLL (WEEK 12)

Team (1st-place votes)	Record	Points	Trend
1. Georgia (61)	10-0	1572	-
2. Ohio State (1)	10-0	1509	-
3. Michigan (1)	10-0	1445	-
4. TCU	10-0	1377	-
5. Tennessee	9-1	1332	-
6. USC	9-1	1214	+1
7. LSU	8-2	1199	+1
8. Alabama	8-2	1122	+3
9. Clemson	9-1	1059	+3
10. Utah	8-2	961	+3
11. North Carolina	9-1	904	+3
12. Penn State	8-2	859	+3
13. Oregon	8-2	828	-7
14. Ole Miss	8-2	824	-5
15. Washington	8-2	670	+8
16. UCLA	8-2	572	-6
17. Kansas State	7-3	547	+5
18. UCF	8-2	522	+3
19. Notre Dame	7-3	412	+6
20. Florida State	7-3	364	NR
21. Cincinnati	8-2	236	NR
22. Tulane	8-2	203	-5
23. Coastal Carolina	9-1	179	NR
24. Oklahoma State	7-3	115	NR
25. NC State	7-3	89	-9

Others receiving votes: Texas 76, Oregon State 62, Illinois 48, UTSA 40, Troy 32, Minnesota 30, Duke 24, Liberty 9, Pittsburgh 8, Kentucky 8, Florida 8, Air Force 5, Boise State 5, Wake Forest 3, South Alabama 2, Toledo 1

Georgia Tech opponents in italics



OFFENSE

2022 ACC STANDINGS				
Coastal	ACC	Pct.	Overall	Pct.
North Carolina	6-0	1.000	9-1	.900
Duke	4-2	.667	7-3	.700
Pitt	3-3	.500	6-4	.600
Miami (Fla.)	3-3	.500	5-5	.500
Georgia Tech	3-4	.429	4-6	.400
Virginia	1-6	.143	3-7	.300
Virginia Tech	1-6	.143	2-8	.200
Atlantic				
ACC	Pct.	Overall	Pct.	
Clemson	7-0	1.000	9-1	.900
Florida State	5-3	.625	7-3	.700
NC State	3-3	.500	7-3	.700
Syracuse	3-3	.500	6-4	.600
Louisville	3-4	.429	6-4	.600
Wake Forest	2-4	.333	6-4	.600
Boston College	2-5	.286	3-7	.300

• The continued transformation of Georgia Tech's offense from an option scheme to a pro-style spread attack received a boost this offseason with the hire of four new assistant coaches on the offensive side of the ball, highlighted by offensive coordinator **Chip Long**.

• A 16-year Division I coaching veteran, including 14 at the major-conference level, Long has helped lead teams to 13 bowl games over the past 16 seasons. He has five years of experience as offensive coordinator, including ultra-successful stints at Memphis (2016) and Notre Dame (2017-19).

• Among all currently active offensive coordinators, Long was the sixth-highest-rated OC in the nation during his four-year stint with Memphis and ND, according to analytics produced by *SportsSource Analytics/Coaches By The Numbers*. Among current offensive coordinators, Long is one of only four OCs to receive a five-star rating from *Coaches By The Numbers* from 2016-19, joining Oklahoma's Bill Bedenbaugh, Ohio State's Kevin Wilson and Penn State's Mike Yurcich.

• Despite turning the ball over a season-high four times last Saturday against Miami (Fla.), Georgia Tech is tied for 23rd nationally with just 11 turnovers through Long's first 10 games at the helm of the Yellow Jackets' offense, (1.1 per game).

• Tech also ranks in the top 25 nationally in fewest fumbles lost (3 - 12th) this season.

• Georgia Tech's 11 turnovers are its fewest through the first 10 games of a season since 2000 when the Yellow Jackets turned it over 10 times through 10 contests.

• The Yellow Jackets' ball protection marks quite the turnaround from just two seasons ago, when they ranked 125th out of 127 teams nationally with 25 turnovers (2.5 per game) in 2020. The Jackets improved to 44th nationally with 15 turnovers last season (1.25 per game).

• Since the beginning of 2020, Georgia Tech has had an average of 1.0 turnovers per game in wins but has averaged 1.9 turnovers per game in losses.

• Georgia Tech has totaled at least 400 yards of offense in 14-of-32 games dating back to the beginning of the 2020 season, including three times this season (438 at UCF - Sept. 24; 412 vs. Duke - Oct. 8; 463 at Virginia Tech - Nov. 5). Prior to the beginning of the 2020 season, the Jackets had gone 16-straight games without compiling 400 yards of total offense (dating back to Nov. 3, 2018).

• Georgia Tech's 24 pass completions last Saturday against Miami (Fla.) were a season high and are tied for the Yellow Jackets' fourth-most completions in a game in the last 20 years.

• Twenty-three of the Yellow Jackets' 30 highest completion totals since the beginning of the 2002 season have come in their last 43 games.

MOST COMPLETIONS IN A GAME (SINCE 2002)

	Completions	Opponent	Year	Result
1.	27	at Virginia	2021	L, 48-40
	27	at Duke	2003	L, 41-17
3.	25	North Carolina	2005	W, 27-21
4.	24	Miami (Fla.)	2022	L, 35-14
	24	Pitt	2020	L, 52-21
	24	NC State	2003	W, 29-21
7.	23	Duke	2022	W, 23-20
	23	Clemson	2022	L, 41-10
	23	at Florida State	2020	W, 16-13
10.	21	at UCF	2022	L, 27-10
	21	at Miami (Fla.)	2021	L, 33-30
12.	20	at Clemson	2021	L, 14-8
13.	19	at Virginia Tech	2022	W, 28-27
	19	Pitt	2020	L, 34-20
15.	18	at Florida State	2022	L, 41-16
	18	Boston College	2021	L, 41-30
	18	at Boston College	2020	L, 48-27
	18	UCF	2020	L, 49-21
	18	Middle Tennessee	2012	L, 49-28
20.	17	Kennesaw State	2021	W, 45-17
21.	15	Virginia Tech	2021	L, 26-17
	15	Northern Ill.	2021	L, 22-21
	15	Notre Dame	2020	L, 31-13
	15	at Syracuse	2020	L, 37-20
	15	at Virginia	2019	L, 33-28
	15	at Duke	2019	L, 41-23
	15	at Clemson	2013	L, 55-31
28.	14	at Temple	2019	L, 24-2
	14	USF	2019	W, 14-10
	14	Duke	2014	L, 31-25

• Behind true Fr. QB **Zach Pyron**, who made his first-career start, Georgia Tech had a season-high 463 yards of total offense in its 28-27 win at Virginia Tech on Nov. 5 (prev.: 438 at UCF - Sept. 24).

• Georgia Tech's 463 yards of offense at Virginia Tech included 210 rushing yards. The 210 rushing yards were the Yellow Jackets' most since it ran for 232 yards at No. 24 Pitt (Oct. 1) and were 85 yards more than the 124.6 yards per game that VT was surrendering on the ground going in to the contest.

• In Pyron's first three full halves behind center (second half at Florida State on Oct. 29 and first and second halves at Virginia Tech), Georgia Tech put together three of its four-highest single-half yardage totals against NCAA Division I FBS competition this season (240 in second half at FSU, 234 in first half at VT and 229 in second half at VT). The only other single-half yardage total that cracks Tech's top four halves against FBS opponents this season is its 231-yard output in the second half at UCF (Sept. 24).

• Prior to the 463-yard outburst at Virginia Tech, the Yellow Jackets' 438 yards of total offense at UCF (Sept. 24) was their highest yardage total in a single game since they had 570 yards in a 48-40 loss at Virginia on Oct. 23 of last season.

• Georgia Tech's 438 total yards against UCF were 166 more than the Knights had previously allowed on average this season. UCF's 271.3 yards allowed per game ranked 19th nationally going into the game.

• Tech's 314 passing yards against UCF were 192 more than the Knights had previously allowed on average this season. UCF's 121.7 passing yards allowed per game ranked seventh nationally going into the game.

• Tech put on a dominant display on the ground against No. 24 Pitt (Oct. 1), rushing for 232 yards against the Panthers' vaunted defense.

• The Yellow Jackets' 232 rushing yards against Pitt was their second-highest rushing output of the season (243 vs. Western Carolina - Sept. 10) and their most against an NCAA Division I FBS opponent since it ran for 270 yards last season at Virginia (Oct. 23, 2021).

• Tech's 232 rushing yards against Pitt were 133 more than the Panthers were allowing on average this season going into the game (98.5 rushing yards per game) and the most surrendered by Pitt in any game since Boston College ran for 264 yards against the Panthers on Nov. 30, 2019.

• Despite moving to a pro-style offense in 2019, a dominant ground game remains imperative for the Jackets' success, as Tech has run for at least 200 yards in seven of its last 13 wins.

• Georgia Tech's 15-play, 99-yard touchdown drive in the second quarter last Saturday versus Miami (Fla.) was the sixth 99-yard drive in program history and the first since Sept. 15, 2018 at Pitt.

99-YARD DRIVES (GT HISTORY)

Opponent	Date
Miami (Fla.)	Nov. 12, 2022
Pitt	Sept. 18, 2018
Elon	Aug. 31, 2013
Samford	Sept. 4, 2004
Maryland	Oct. 8, 1988
Tulane	Oct. 22, 1977

QUARTERBACKS

• Georgia Tech is expected to be without its top two quarterbacks for this Saturday's game at North Carolina, as both So. **Jeff Sims** (foot) and Fr. **Zach Pyron** (clavicle) are out due to injuries.

• With Sims and Pyron shelved, r-So. **Zach Gibson**, a transfer from Akron in his first season at Georgia Tech, is expected to make his second start this season for the Yellow Jackets on Saturday at North Carolina.

• Gibson has seen action in four of the last five games, including making his first start for Tech on Oct. 29 at Florida State.

• Gibson has completed 25-of-52 passes for 224 yards and a touchdown in limited action for the Yellow Jackets.

• Gibson saw his first extensive action as a Yellow Jacket following Sims' injury versus Virginia (Oct. 29). , who had only taken two snaps this season prior to taking over against UVA, threw for 99 yards in two-and-a-half quarters of action in the Jackets' 16-9 defeat to the Cavaliers.

• Gibson made his first start as a Yellow Jacket last Saturday at Florida State and completed 2-of-3 passes for 0 yards over two series before giving way to Pyron.

OFFENSE

• Gibson entered in the fourth quarter of last Saturday's game against Miami (Fla.) after Pyron exited with an injury. He completed 12-of-21 passes for 120 yards with a touchdown and two interceptions in one period of play.

• Gibson appeared in 17 games over three seasons at Akron (2019-21), where he completed 226-of-370 passes for 2,471 yards, 15 touchdowns and just eight interceptions.

• Drew an impressive 91.2 grade from *Pro Football Focus* as a redshirt freshman in 2021, when he completed 69.4% of his passes and did not throw an interception in seven games for the Zips. (*Grades from 90-100 are considered elite on PFF's grading scale*)

• Sims is the first Georgia Tech signal-caller to start three-straight season openers since Justin Thomas (2014-16).

• In 2020, Sims became the first true freshman to start the season at quarterback for Georgia Tech since Reggie Ball in 2003.

• In just 24 collegiate games (he was limited to 10 games in 2020 due to the Covid-19 pandemic and seven each of the last two seasons due to injury), Sims has accounted for 5,616 yards of total offense (4,464 passing, 1,152 rushing) and 41 touchdowns (30 passing, 11 rushing).

• Sims also ranks seventh in Georgia Tech history in passing yards, seventh in touchdown passes, sixth in completions (364) and fifth in completion percentage (.575).

3,000 CAREER PASSING YARDS (GT HISTORY)

Player	Years	Yards
1. Joe Hamilton	1996-99	8,882
2. Shawn Jones	1989-92	8,441
3. Reggie Ball	2003-06	8,128
4. George Godsey	1998-01	6,137
5. Mike Kelley	1978-81	5,249
6. Justin Thomas	2013-16	4,754
7. Jeff Sims	2020-pres.	4,464
8. John Dewberry	1983-85	4,193
9. Eddie McAshan	1970-72	4,080
10. Tevin Washington	2009-12	3,312
11. Joshua Nesbitt	2007-10	3,276
12. Donnie Davis	1992-95	3,261

4,000 CAREER YARDS OF TOTAL OFFENSE (GT HISTORY)

Player	Years	Yards
1. Joe Hamilton	1996-99	10,640
2. Reggie Ball	2003-06	9,579
3. Shawn Jones	1989-92	9,296
4. Justin Thomas	2013-16	7,166
5. George Godsey	1998-01	6,125
6. Joshua Nesbitt	2007-10	6,082
7. Jeff Sims	2020-pres.	5,616
8. Tevin Washington	2009-12	5,537
9. Mike Kelley	1978-81	5,198
10. John Dewberry	1983-85	4,823
11. Eddie McAshan	1970-72	4,262
12. Robert Lavette	1981-84	4,093
13. TaQuon Marshall	2015-18	4,025
14. Donnie Davis	1992-95	4,010

CAREER TOUCHDOWN PASSES (GT HISTORY)

Player	Years	TDs
1. Joe Hamilton	1996-99	65
2. Reggie Ball	2003-06	57
3. Shawn Jones	1989-92	51
4. George Godsey	1998-01	41
5. Justin Thomas	2013-16	40
6. Eddie McAshan	1970-72	32
7. Jeff Sims	2020-pres.	30
8. John Dewberry	1983-85	27
9. Mike Kelley	1978-81	23
10. Donnie Davis	1992-95	22

CAREER COMPLETIONS (GT HISTORY)

Player	Years	Comp.
1. Reggie Ball	2003-06	662
2. Shawn Jones	1989-92	652
3. Joe Hamilton	1996-99	629
4. George Godsey	1998-01	484
5. Mike Kelley	1978-81	391
6. Jeff Sims	2020-pres.	364
7. Eddie McAshan	1970-72	360
8. John Dewberry	1983-85	310
9. Donnie Davis	1992-95	270
10. Justin Thomas	2013-16	259

CAREER COMPLETION PERCENTAGE (GT HISTORY) (MIN. 100 COMPLETIONS)

Player	Years	Pct.
1. George Godsey	1998-01	.633
2. Joe Hamilton	1996-99	.617
3. John Dewberry	1983-85	.582
4. A.J. Suggs	2002-03	.576
5. Jeff Sims	2020-pres.	.575
6. Donnie Davis	1992-95	.564
7. Tommy Luginbill	1994	.557
8. Jim Bob Taylor	1981-82	.551
9. Jim Stevens	1972-73	.550
10. Jimmy Southard	1947-49	.547

• Sims has accounted for three of the six best single-game completion percentages of his career this season, completing 23-of-36 passes (.639) for 164 yards and a touchdown in the season opener against No. 4 Clemson (Sept. 5), connecting on 21-of-32 (.657) for 314 yards and a touchdown at UCF (Sept. 24) and completing 23-of-34 (.676) vs. Duke (Oct. 8).

JEFF SIMS — TOP COMPLETION PERCENTAGES

Comp.%	Comp.-Att.	Opponent	Date
1. .769	10-13	No. 20 N. Carolina	Sept. 25, 2021
2. .727	24-33	Pitt	Oct. 2, 2021
3. .676	23-34	Duke	Oct. 8, 2022
.676	23-34	at Florida State	Sept. 12, 2020
5. .657	21-32	at UCF	Sept. 24, 2022
6. .639	23-36	No. 4 Clemson	Sept. 5, 2022

• Sims not only set a new season high for completion percentage against Duke, he also set a season high for rushing yards (95) and matched a season high with 23 completions, including a pair of touchdown passes.

• Sims is one of only three NCAA Division I FBS players to complete at least 67.6% of his passes (min. 34 attempts), throw for at least two touchdowns and rush for at least 95 yards in a game this season.

67.6 COMPLETION PCT. (MIN. 34 ATT.), 2 TD PASSES AND 95 RUSHING YARDS IN A GAME (NCAA DIVISION I FBS, 2022)

Player	Team	Comp.%/ Pass Att.	TD pass/Rush Yds.	Opp.
Jayden Daniels	LSU	73.5/34/2114		Florida St.
Jeff Sims	Georgia Tech	67.6/34/2/95		Duke
Clayton Tune	Houston	67.9/53/7111		SMU

• At UCF, Sims' 314 passing yards was the second-highest total of his career, behind only his 359 yards through the air against Pitt last season (Oct. 2, 2021).

• Sims' 352 yards of total offense at UCF matched the third-highest total of his career (397 - Oct. 2, 2021 vs. Pitt; 365 - Oct. 23, 2021 at Virginia; 352 - Oct. 9, 2021 at Duke).

• However, perhaps the most impressive part of Sims' performance this season has been his ability to protect the football. In seven games, he has been responsible for only three turnovers — interceptions in the first two games of the season against Clemson (Sept. 5) and Western Carolina (Sept. 10) and one against Virginia (Oct. 20).

• Before his interception against Virginia, Sims had thrown 131-consecutive passes without an interception, which was easily the longest string of passes without an INT in his career. His previous long streak was 55 last season versus Virginia Tech and Boston College.

• Sims' string of four-straight games without an INT this season was also easily the longest streak of his career. Prior to this season, he had only gone two-straight games without an interception once in his career — his first two appearances of last season versus Northern Illinois and North Carolina. However, he only saw action in a total of four quarters over those two games, as he was injured late in the first half against NIU and didn't return to action until late in the first half against UNC.

JEFF SIMS — GAME-BY-GAME

2020	Rush	Yds.	TD	C-A-I	Yds.	TD	Total Off.
Florida State	13	64	0	23-34-2	277	1	341
UCF	16	82	1	18-36-2	244	1	326
Syracuse	8	41	1	13-28-4	174	1	215
Louisville	7	64	1	11-21-0	249	2	313
Clemson	13	-23	0	6-13-1	81	1	58
Boston College	12	47	1	12-18-1	171	2	218
Notre Dame	12	2	0	15-26-0	150	0	152
Duke	12	108	0	13-23-1	146	3	154
NC State	17	93	1	13-27-0	151	0	244
Pitt	10	14	1	17-31-2	238	2	252
Total	120	492	6	141-257-13	1,881	13	2,119

2021	Rush	Yds.	TD	C-A-I	Yds.	TD	Total Off.
Northern Ill.	6	34	0	3-8-0	21	0	55
Kennesaw St.				— DID NOT PLAY —			
Clemson				— DID NOT PLAY —			
UNC	10	128	3	10-13-0	112	1	240
Pitt	10	38	0	24-33-2	359	2	397
Duke	12	55	1	12-25-2	297	3	352
Virginia	10	65	0	27-44-1	300	3	365
Virginia Tech	11	60	0	15-26-1	183	2	243
Miami	11	-8	0	21-38-1	194	1	186
Boston College				— DID NOT PLAY —			
Notre Dame				— DID NOT PLAY —			
Georgia				— DID NOT PLAY —			
Total	70	372	4	113-188-7	1,468	12	1,840

2022	Rush	Yds.	TD	C-A-I	Yds.	TD	Total Off.
Clemson	13	42	0	23-36-1	163	1	205
WCU	8	48	0	8-17-1	100	0	148
Ole Miss	16	-2	0	18-32-0	161	0	159
UCF	11	38	0	21-32-0	314	1	352
Pitt	19	81	1	11-26-0	102	1	183
Duke	17	95	0	23-34-0	227	2	322
Virginia	3	1	0	6-11-1	47	0	48
Florida State				— DID NOT PLAY —			
Virginia Tech				— DID NOT PLAY —			
Total	87	288	1	110-188-3	1,115	5	1,403
Career	277	1,152	11	364-633-23	4,464	30	5,616

• Last season, Sims missed the equivalent of half the season due to injuries and the difference in the Yellow Jackets' offensive production when he was on the field versus when he wasn't was stark.

GEORGIA TECH WITH JEFF SIMS AT QB IN 2021

First 4 series vs. NIU, last 7 series vs. UNC, plus full games vs. Pitt, Duke, UVA, VT & Miami
 Equivalent of 6 games

Points: 178 (29.7 ppg)
Team Rushing Yards: 1,119 (186.5 ypg)
Passing Yards: 1,468 (244.7 ypg)
Team Total Offense: 2,587 (431.2 ypg)

GEORGIA TECH WITHOUT JEFF SIMS AT QB IN 2021

Last 8 series vs. NIU, first 5 series vs. UNC, plus full games vs. Kennesaw, Clemson, BC, ND and UGA
 Equivalent of 6 games

Points: 100 (16.7 ppg)
Team Rushing Yards: 909 (151.5 ypg)
Passing Yards: 908 (151.3 ypg)
Team Total Offense: 1,817 (302.8 ypg)

OFFENSE

• In addition to his continuing climb up Georgia Tech's career records lists, Sims' name also dots the Yellow Jackets' single-game records lists.

MOST PASSING YARDS IN A GAME (GT HISTORY)

Player	Pass Yds.	Opponent	Date
1. George Godsey	486	Virginia	Nov. 11, 2001
2. George Godsey	454	Clemson	Oct. 28, 2000
3. Darrell Gast	416	Duke	Oct. 31, 1987
4. Joe Hamilton	387	Maryland	Sept. 30, 1999
Joe Hamilton	387	Florida State	Sept. 11, 1999
6. Eddie McAshan	371	Rice	Sept. 30, 1972
7. Michael Kelley	361	Navy	Nov. 17, 1979
8. Jeff Sims	359	Pitt	Oct. 2, 2021
9. George Godsey	354	Maryland	Nov. 18, 2000
10. Joe Hamilton	341	Georgia	Nov. 27, 1999

MOST COMPLETIONS IN A GAME (GT HISTORY)

Player	Pass Yds.	Opponent	Date
1. George Godsey	39	Virginia	Nov. 11, 2001
2. George Godsey	35	Clemson	Oct. 28, 2000
3. George Godsey	29	Virginia	Nov. 9, 2000
4. A.J. Suggs	28	Maryland	Oct. 17, 2002
5. Jeff Sims	27	Virginia	Oct. 23, 2021
Reggie Ball	27	Duke	Nov. 8, 2003
Michael Kelley	27	Georgia	Nov. 29, 1980
8. Three tied	26		

MOST GAMES WITH AT LEAST 3 TD PASSES — GEORGIA TECH (SINCE 2000)

Player	Games	Years
1. George Godsey	5	1998-2001
2. Reggie Ball	4	2003-06
3. Jeff Sims	3	2020-pres.
2. Justin Thomas	3	2013-16

• Sims has missed the last three-and-a-half games after exiting in the second half against Virginia (Oct. 20) due to injury. He was dressed but only available in an emergency situation for the past three games — at Florida State (Oct. 29), at Virginia Tech (Nov. 5) and vs. Miami (last Saturday).

• With Sims unavailable to start due to injury, Pyron made his first-career start in his second-career game at Virginia Tech (Nov. 5).

• Pyron accounted for 319 yards of offense (253 passing, 66 rushing) and two fourth-quarter touchdowns (one passing, one rushing) to lead the Yellow Jackets back from a 27-16 fourth-quarter deficit in the 28-27 win at Virginia Tech.

• Trailing 27-16 with less than 10 minutes to go at VT, Pyron engineered two-consecutive touchdown drives of 90 and 73 yards to give Georgia Tech a 28-27 lead. He capped the fourth-quarter scoring drives with a 56-yard touchdown pass to So. WR **Nate McCollum** with 9:02 to go and what proved to be the game-winning 9-yard touchdown run with 3:30 left on the clock.

• Pyron led Georgia Tech's offense to a season-high 463 yards at VT (prev.: 438 at UCF — Sept. 24).

• In recognition of his performance at Virginia Tech, Pyron was named the ACC co-Rookie of the Week. He is the first Yellow Jacket to earn the distinction since Sims won it following Tech's 56-33 win over Duke on Nov. 28, 2020.

• In his first three full halves of action this season, Pyron led Tech to three of its four-highest single-half yardage totals against FBS competition this season — 240 in second half vs. Florida State (Oct. 29), 234 in first half vs. Virginia Tech (last Saturday) and 229 in second half vs. VT (the only other half that cracks Tech's top four against FBS opponents this season was its 231-yard output in the second half at UCF on Sept. 24).

• In his collegiate debut at FSU, Pyron overcame a slow start to complete 18-of-28 passes for 198 yards without an interception and accounted for two touchdowns (one passing, one rushing).

• Pyron's first-career touchdown pass came on a 32-yard strike to WR **E.J. Jenkins** on Georgia Tech's first possession of the second half against Florida State.

• Pyron's first-career touchdown run came on an 8-yard carry on the final play of the game at FSU.

• Pyron's season came to a closed when he sustained the clavicle injury on his next-to-last play of the campaign late in the third quarter of last Saturday's loss to Miami.

• Pyron closes his true freshman campaign with an impressive 692 yards of total offense (565 passing, 127 rushing) and five touchdowns (three passing, two rushing) in three games. He completed 49-of-82 passes, good for a team-best .598 completion percentage.

RUNNING BACKS

• For the second-straight season, Georgia Tech is deploying a three-headed monster at running back in and Sr. **Hassan Hall**, r-Jr. **Dontae Smith** and r-Jr. **Dylan McDuffie**.

• Through 10 games this season, the trio has combined for 888 rushing yards and five touchdowns while splitting 188 carries (101 carries for 473 yards for Hall, 65 carries for 370 yards and four touchdowns for Smith, 22 carries for 45 yards for McDuffie).

• The trio has also combined to catch 42 passes out of the backfield through 10 games (24 receptions for Hall, 13 for Smith and five for McDuffie).

• Hall has accounted for 630 all-purpose yards over the past six contests.

• Hall turned in the best performance by a Tech RB this season at No. 24 Pitt (Oct. 1), rushing for 157 yards on 20 carries (7.8 yards per carry), en route to being named the ACC Running Back of the Week.

• In his first season with the Yellow Jackets after transferring from Louisville, Hall's 157 yards against Pitt was the second-highest rushing total of his five-year collegiate career (behind only his 162 yards last season vs. Virginia while playing for UL).

• Hall's 157 yards against Pitt were the most rushing yards by any player against the Panthers since Boston College's (and current Green Bay Packer) A.J. Dillon ran for 162 yards against Pitt in 2019.

• Hall became the first player to carry the ball at least 20 times and average at least 7.8 yards per rush against Pitt since West Virginia's Steve Slaton ran for 215 yards on 23 carries (9.3 avg.) against the Panthers in 2006.

• Hall is one of only 27 NCAA Division I FBS players and two ACC players this season to average at least 7.8 yards per carry in a game while carrying the ball at least 20 times. He is one of two players to accomplish the feat against a nationally ranked opponent.

7.8 YDS/RUSH, 20 CARRIES IN A GAME

(NCAA DIVISION I FBS, 2022)

Player	Team	Avg./Att.	Opp.	Date
Eric Gray	Oklahoma	8.4/25	West Va.	11/12
Devin Neal	Kansas	7.9/24	Texas Tech	11/12
Tavion Thomas	Utah	8.2/22	Stanford	11/12
Bert Emanuel Jr.	Central Mich.	12.2/24	Buffalo	11/9
Re'mahn Davis	Vanderbilt	8.4/20	S. Caro.	11/5
Kaleb Johnson	Iowa	9.1/22	Purdue	11/5
Edward Saydee	Temple	11.0/24	USF	11/5
Zach Charbonnet	UCLA	9.4/21	Stanford	10/29
Keaton Mitchell	East Carolina	8.4/21	ECU	10/28
Dae Dae Hunter	Liberty	9.3/23	BYU	10/22
Damien Martinez	Oregon State	8.1/22	Colorado	10/22
DeWayne McBride	UAB	8.2/24	WKU	10/21
Deneric Prince	Tulsa	11.6/20	Temple	10/21
Tank Bigsby	Auburn	9.0/20	Ole Miss	10/15
Eric Gray	Oklahoma	8.8/20	Kansas	10/15
Israel Abanikanda	Pitt	8.9/36	Va. Tech	10/8
Zach Charbonnet	UCLA	9.0/22	Utah	10/8
Charles McClelland	Cincinnati	8.5/21	USF	10/8
Hassan Hall	Georgia Tech	7.8/20	Pitt	10/1
Sean Tucker	Syracuse	10.1/23	Wagner	10/1
Miyan Williams	Ohio State	9.0/21	Rutgers	10/1
Blake Corum	Michigan	8.1/30	Maryland	9/24
Keyon Mozee	Miami (Ohio)	8.1/21	N'Western	9/24
Mohamed Ibrahim	Minnesota	8.8/23	Colorado	9/17
DeWayne McBride	UAB	8.0/28	Ga. Sou.	9/17
Aidan Robbins	UNLV	7.8/29	N. Texas	9/17
Bijan Robinson	Texas	9.2/20	UTSA	9/17
DeWayne McBride	UAB	8.9/20	Liberty	9/10
Anthony Grant	Nebraska	8.2/23	N. Dakota	9/3
Nate Carter	UConn	9.5/20	Utah St.	8/27

• Hall's 164 all-purpose yards at UCF (54 rushing, 40 receiving, 70 kickoff return) and 161 all-purpose yards at Pitt (157 rushing, 4 receiving) are easily the two highest all-purpose yardage totals by a Yellow Jacket this season (next highest: 110 by Nate McCollum vs. Duke - Oct. 8).

• An Atlanta native, Hall returned home after amassing 3,843 all-purpose yards (1,299 rushing, 175 receiving, 2,369 kickoff return) and 13 touchdowns (11 rushing, two kickoff return) in his four seasons at Louisville.

• Hall earned second-team all-ACC honors as an all-purpose back and third-team recognition as a return specialist as a sophomore in 2019, when he rushed for 501 yards and five touchdowns, caught 12 passes for 99 yards and averaged 30.5 yards per kickoff return (good for third nationally).

• Smith led Georgia Tech in rushing for the second time this season when he ran for 85 yards and a touchdown on nine carries at Virginia Tech (Nov. 5).

• With his 85 yards at Virginia Tech, Smith went over the 1,000-yard mark for his career (1,082). He is the 51st player in Georgia Tech history to rush for 1,000 yards in his career and his 1,109 career yards rank 47th in Georgia Tech history.

• Smith turned in the best performance of his career when he exploded for 102 rushing yards and three touchdowns on just 11 carries in Georgia Tech's 35-17 win over Western Carolina (Sept. 10).

• The 100-yard rushing game was the first of Smith's career and his 102 rushing yards and three touchdowns were both career highs (prev.: 82 rushing yards vs. Kennesaw State on Sept. 11, 2021 and two rushing touchdowns vs. Duke on Nov. 28, 2020).

• Smith is one of only five NCAA Division I FBS players (and one of three running backs) to compile at least 100 rushing yards and three touchdowns on 11 carries or less in a game this season.

OFFENSE

100 RUSH YDS./3 RUSH TD/<11 CARRIES IN A GAME NCAA DIVISION I FBS (2022)

Player	Team	Yds./TD/Att.	Opp.	Date
Anthony Richardson	FLA	106/3/11	Utah	9/3
Dontae Smith	GT	102/3/11	WCU	9/10
C.J. Donaldson	WVU	101/3/9	Towson	9/17
Malik Cunningham	LOU	113/3/9	USF	9/24
Zach Charbonnet	UCLA	104/3/9	Colorado	9/24

• Against WCU, Smith became the first Georgia Tech running back to run for at least 100 yards and three touchdowns in a game since Synjyn Days ran for 171 yards and three scores in a 49-34 win over No. 8 Mississippi State in the 2014 Orange Bowl (three GT QBs have accomplished the feat during that span — **Jeff Sims** vs. North Carolina, 2022; Tobias Oliver at Virginia Tech, 2018; and TaQuon Marshall vs. Tennessee, 2017).

• Smith is averaging 6.0 yards per rush for his career (1,109 yards on 186 carries).

• Smith has scored 11 career touchdowns on just 186 carries (one TD every 16.9 carries).

• Hall and Smith rank at the high end of above-average runners nationally, according to *Pro Football Focus*, which has given them grades of 78.3 and 78.0, respectively, as rushers through 10 games this season. (*Grades from 68-78 are considered above average on PFF's grading scale*)

• PFF also ranks Hall and Smith as firmly above average as overall offensive players, grading out as two of Georgia Tech's top three overall at 72.2 (Smith) and 71.0 (Hall).

• McDuffie's 2-yard touchdown run against Western Carolina (Sept. 10) was his first as a Yellow Jacket.

• McDuffie came to Georgia Tech after rushing for 1,049 yards last season at Buffalo, en route to third-team all-Mid-American Conference honors.

• McDuffie is used to being a part of a three-man rotation at RB, as he was one of three backs to rush for at least 400 yards for the Bulls in 2021.

• McDuffie averaged 5.2 yards per carry over his four seasons at Buffalo (2018-21), including three seasons with at least 5.0 yards per carry (5.0 in 2018, 6.5 in 2019, 5.1 in 2021).

WIDE RECEIVERS

• So, **Nate McCollum** is putting together one of the finest seasons ever by a Georgia Tech wide receiver.

• McCollum leads Georgia Tech in receptions (54) and receiving yards (590) through 10 games this season.

• McCollum ranks fifth in the ACC and 47th nationally with 5.4 receptions per game.

• McCollum's 54 receptions are the most by a Yellow Jacket through the first 10 games of the season since Jonathan Smith had 57 in Tech's first 10 games of the 2003 campaign. Notably, legendary Georgia Tech and NFL wideouts Calvin Johnson (2004-06) and Demaryius Thomas (2007-09) never accomplished the feat (Johnson had 52 receptions through 10 games in 2006; Thomas never had more than 46 catches in a season with the Yellow Jackets).

• With two regular-season games still to play, McCollum's 54 receptions are already tied for ninth in Georgia Tech single-season history.

• McCollum is the first Yellow Jacket to crack Tech's all-time top 10 for single-season receptions since Johnson finished with the second-most catches in school history with 76 in 2006.

SINGLE-SEASON RECEPTIONS (GT HISTORY)

Player	Year	Receptions
1. Jonathan Smith	2003	78
2. Calvin Johnson	2006	76
3. Kerry Watkins	2002	71
4. Kelly Campbell	1999	69
5. Harvey Middleton	1996	64
6. John Sias	1968	61
7. Kelly Campbell	2000	59
8. Kelly Campbell	2001	56
9. Nate McCollum	2022	54
Calvin Johnson	2005	54

• Through 10 games this season, McCollum has caught at least five passes eight times (6 vs. Clemson - Sept. 5, 5 vs. Ole Miss - Sept. 17, 6 vs. UCF - Sept. 24, 8 vs. Duke - Oct. 8, 5 vs. UVA - Oct. 20, 5 vs. FSU - Oct. 29; 7 at VT - Nov. 5, 8 vs. Miami - Nov. 12), which is the most games with at least five receptions through the first 10 games of a season by a Georgia Tech player since at least 2000.

GAMES WITH 5+ RECEPTIONS IN FIRST 10 GAMES OF A SEASON (GT - SINCE 2000)

Player	Year	Games with 5+ rec.
Nate McCollum	2022	8
Jonathan Smith	2003	7
Calvin Johnson	2006	6
Will Glover	2002	6
Kerry Watkins	2002	6
Kelly Campbell	2000	6

• McCollum recorded back-to-back 100-yard receiving games the past two weeks with a career-high 103 yards at Virginia Tech (Nov. 5) and 101 yards last Saturday against Miami.

• In all, McCollum has three 100-yard games this season (incl. 101 vs. Duke — Oct. 8). He is the first Yellow Jacket with multiple 100-yard receiving games in a season since DeAndre Smelter had four 100-yard games in 2014.

• McCollum's 101 receiving yards last Saturday vs. Miami included a 9-yard touchdown catch that sliced the Yellow Jackets' deficit to 14-7 with 30 seconds to go in the first half.

• McCollum's 103 receiving yards at VT included a 56-yard touchdown reception that sliced Georgia Tech's deficit from 27-16 to 27-22 with 9:02 to go in the fourth quarter. The 56-yard catch was the longest of his career (prev.: 44 vs. Pitt — Oct. 2, 2021).

• McCollum's performance against Virginia Tech also included a 20-yard catch on third-and-19 that kept Georgia Tech's game-winning touchdown drive alive late in the fourth quarter.

• McCollum is one of nine ACC players this season with as many as eight catches, 100 receiving yards and a touchdown reception in a single game and one of only three players to accomplish the feat multiple times, joining North Carolina's Josh Downs (3) and Boston College's Zay Flowers (2).

8 RECEPTIONS, 100 RECEIVING YARDS, TD RECEPTION IN A GAME (ACC, 2022)

Player	Team	Rec./Yds./TD	Opp.	Date
Nate McCollum	GT	8/101/1	Miami	11/12
Josh Downs	UNC	11/154/3	WF	11/12
A.T. Perry	WF	12/159/1	NC State	11/5
Josh Downs	UNF	15/166/1	UVA	11/5
Josh Downs	UNC	11/102/2	Pitt	10/29
Antoine Green	UNC	10/180/2	Pitt	10/29
Thayer Thomas	NCSU	10/118/2	VT	10/27
Zay Flowers	BC	10/135/1	WF	10/22
Oronde Gadsden II	Syr	8/141/2	NC State	10/15
Colbie Young	Miami	9/101/1	VT	10/15
Nate McCollum	GT	8/101/1	Duke	10/8
Zay Flowers	BC	10/117/2	L'ville	10/1

• Prior to his standout performance at VT, McCollum's best game came against Duke (Oct. 8), when he had a career-best eight receptions for a then-career high 101 yards, including an 18-yard touchdown catch, in the Yellow Jackets' 23-20 overtime win.

• Against Western Carolina (Sept. 10), McCollum set a career high with 47 rushing yards (prev.: 7 vs. Duke — Nov. 28, 2020), highlighted by his first-career rushing touchdown, which came from 40 yards out on a reverse.

• According to *Pro Football Focus*, McCollum tops Georgia Tech's rankings in both overall offensive rating and pass offense at 74.8 and 78.3, respectively. (*Grades from 68-78 are considered above average in PFF's grading scale*)

• On Nov. 5 at Virginia Tech, fifth-year senior **Malachi Carter** played in the 55th game of his collegiate career, setting a new Georgia Tech record for games played.

CAREER GAMES PLAYED (GT HISTORY)

Player	Years	Games
1. Malachi Carter	2018-present	56
2. Jamal Golden	2011-15	54
Jemea Thomas	2009, 2011-13	54
T.J. Barnes	2009-12	54
Rod Sweeting	2009-12	54
6. Charlie Thomas	2018-present	53
Chris Milton	2012-15	53
Tyler Marcordes	2012-15	53
Rashaad Reid	2008-11	53
Scott Blair	2007-10	53

• Carter played in all 52 of Georgia Tech's games from his arrival on campus in 2018 through the Yellow Jackets' Oct. 1 contest at No. 24 Pitt, but had his streak of 52-straight games played snapped when he missed the Jackets' Oct. 8 matchup versus Duke due to injury.

• Carter also ranks 14th in Georgia Tech history with 1,380 career receiving yards.

• On Sept. 17 against Ole Miss, Carter became the first Yellow Jacket to move into Tech's all-time top 20 in receiving yards since Ricky Jeune, who ranks 13th in school history with 1,492 receiving yards from 2015-17.

• Carter needs just 112 receiving yards to pass Jeune on the Georgia Tech's all-time receiving yardage list. If he does, he will have the most career receiving yards by a Yellow Jacket since Demaryius Thomas, who is credited with 2,135 receiving yards from 2007-09..



OFFENSE

CAREER RECEIVING YARDS (GT HISTORY)

Player	Years	Yards
1. Calvin Johnson	2004-06	2,927
2. Kelly Campbell	1998-2001	2,907
3. Kerry Watkins	1999-2002	2,680
4. Harvey Middleton	1994-96	2,291
5. Jonathan Smith	2000-03	2,238
6. Demarius Thomas	2007-09	2,135
7. Dez White	1997-99	1,833
8. John Sias	1966-68	1,727
9. Bobby Rodriguez	1989-92	1,681
10. Derrick Steagall	1993-97	1,639
11. Jimmy Robinson	1972-74	1,633
Greg Lester	1987-91	1,633
13. Ricky Jeune	2014-17	1,492
14. Malachi Carter	2018-pres.	1,380
14. Will Glover	1999-2002	1,316
16. Gary Lee	1983-86	1,299
17. Ken Whisenhunt	1980-84	1,264
18. Stephen Hill	2009-11	1,248
19. James Johnson	2005-07	1,240
20. Nate Curry	2000-04	1,185

- This season, Carter's 305 receiving yards rank second on the team and his 20 receptions are third on the squad.
- In the record-breaking 55th game of his Georgia Tech career, Carter's four receptions at Virginia Tech matched a season high (prev.: 4 vs. Virginia — Oct. 20) and his 61 receiving yards were his second-highest total of the season (behind only his 89 yards at UCF — Sept. 24).
- Carter's 59-yard touchdown catch at UCF was the longest reception of his career (prev.: 54 at NC State – Nov. 21, 2019).
- r-Sr. WR **E.J. Jenkins** is tied for third among Georgia Tech receivers with 15 receptions, ranks third on the team with 269 receiving yards and co-leads the Yellow Jackets with three touchdown catches this season.
- Jenkins' 66 receiving yards at Florida State (Oct. 29) were a career high at the NCAA Division I FBS level (prev.: 54 at No. 24 Pitt – Oct. 2).
- Jenkins' 32-yard touchdown reception at FSU was his third touchdown of the season (prev.: 21 yds. at Pitt and 13 yards vs. Clemson – Sept. 5) and his third at the FBS level (he had a 16-yard touchdown vs. Troy while playing for South Carolina on Oct. 2, 2020).
- Jenkins' 43-yard diving reception last Saturday at Virginia Tech is his longest catch in two seasons at the NCAA Division I FBS level (2021 at South Carolina, 2022 at Georgia Tech). His previous long FBS reception was a one-handed, 33-yard grab at No. 24 Pitt (Oct. 1).
- r-Fr. WR **Leo Blackburn** made his highly anticipated collegiate debut on Oct. 8 against Duke after missing the entire 2021 season and the first five games of the 2022 season due to injury. He caught three passes for 49 yards in his debut, including a 37-yard touchdown reception in the third quarter that gave Georgia Tech a 17-3 lead.

TIGHT ENDS

- Georgia Tech's tight ends room is led by **Dylan Leonard**, who is in his fourth season with the Yellow Jackets.
- Leonard, a former walk-on, has caught 27 passes for 231 yards over 36 games and 18 starts as a Yellow Jacket.
- Leonard has missed three games this season due to injury — Sept. 5 vs. Clemson, Sept. 10 vs. Western Carolina and last Saturday at Virginia Tech.
- In limited action this season, Leonard has caught 11 passes for 90 yards (8.2 avg.).
- Leonard has caught at least one pass in each of his five games since returning to the starting lineup.
- Leonard matched a career high with three receptions on Oct. 1 at No. 24 Pitt (prev.: 3 vs. Boston College - Nov. 13, 2021).
- The Jackets' tight ends were bolstered in the offseason by the arrival of **Luke Benson**, who played in 34-of-35 games over the past three seasons at Syracuse and caught 19 passes for 261 yards and five touchdowns with the Orange.
- Through 10 games as a Yellow Jacket, Benson has hauled in nine receptions for 85 yards (9.4 avg.).

OFFENSIVE LINE

- One of the youngest overall positions on Georgia Tech's roster, the offensive linemen on Tech's 2022 roster have combined for just 177 collegiate games played and 87 starts.

GEORGIA TECH OFFENSIVE LINE START CHART

	Career Games	Career Starts	2022 Starts	Consec. Starts
RT/RG Jordan Williams	30	27	10	14
C/LG/RG William Lay III	31	14	—	—
C Weston Franklin	15	10	10	10
LT Corey Robinson II	10	10	10	10
LG Paula Vaipulu	18	9	4	—
RG Joe Fusile	8	8	8	—
LG Pierce Quick*	17	6	6	1
LT/RT Jakiah Leftwich	6	2	2	2
RG Paul Tchio^	17	1	—	—
LG/RG Michael Maye	21	—	—	—
Brandon Best	2	—	—	—
LT Tyler Gibson	2	—	—	—
TOTALS AT GT	155	86		
CAREER TOTALS	177	87		

* includes 8 games played at Alabama (2019-21)

^ includes 14 games and one start at Clemson (2020-21)

- Due to an influx of illness and injuries, Georgia Tech featured a reshuffled offensive line in its 28-27 win at Virginia Tech (Nov. 5). With **Paula Viapulu** out due to illness and **Pierce Quick** unavailable due to injury, RG **Joe Fusile** moved from RG to LG, **Jordan Williams**, whose previous 24 collegiate starts all came at tackle, made his first-career start at RG and **Jakiah Leftwich** made the first start of his career at RT.
- Behind the revamped offensive front, Georgia Tech rushed for 210 yards at VT, far surpassing the 126 yards that it ran for in the previous two games combined (Oct. 20 vs. Virginia and Oct. 29 at Florida State) and its most in a game since it ran for 232 yards at No. 24 Pitt (Oct. 1).
- While Quick and Vaipulu returned to action last Saturday against Miami, the right side of Georgia Tech's offensive front remained the same as it was at Virginia Tech with Williams making the second start of his career at guard and Leftwich making his second-career start at tackle.

DEFENSE

TEAM

• Through 10 games this season, Georgia Tech ranks among the nation's top 50 in five different defensive statistical categories, including top-10 status in two of the five.

DEFENSIVE STATISTICAL RANKINGS - 2022 (FBS)

Category	No.	Nat'l	ACC
Turnovers Gained	22	5th	2nd
Fumbles Recovered	12	6th	3rd
Interceptions	10	35th	4th
Pass Efficiency Defense	126.78	50th	7th
Tackles for Loss	6.1/gm	50th	10th

• Most noteworthy among Georgia Tech's impressive defensive statistics is the Yellow Jackets being tied for third nationally with 22 turnovers gained this season. Last season, the Yellow Jackets finished 102nd nationally with just 13 takeaways in 12 games.

2022 GEORGIA TECH TAKEAWAYS

Player	Type	Opp.
1. Ayinde Eley	FR	CLEM
2. Derrik Allen	INT	WCU
3. Myles Sims	INT	WCU
4. Charlie Thomas	INT	WCU
5. Ayinde Eley	FR	WCU
6. Jaylon King	INT	MISS
7. LaMiles Brooks	INT	UCF
8. Touchback (forced by Nate McCollum)	FR	UCF
9. Clayton Powell-Lee	FR	PITT
10. Charlie Thomas	FR	PITT
11. Charlie Thomas	INT	PITT
12. K.J. Wallace	INT	DUKE
13. LaMiles Brooks	INT	UVA
14. LaMiles Brooks	FR	UVA
15. Zamari Walton	INT	UVA
16. Ahmari Harvey	FR	UVA
17. Charlie Thomas	FR	FSU
18. Noah Collins	FR	FSU
19. Noah Collins	FR	VT
20. Makius Scott	FR	VT
21. Clayton Powell-Lee	FR	VT
22. Clayton Powell-Lee	INT	VT

• Georgia Tech's 22 takeaways are tied for its most through 10 games since 2008 (25 — Tech also forced 22 turnovers through 10 games in 2018).

GEORGIA TECH'S MOST TAKEAWAYS THROUGH 9 GAMES (SINCE 2000)

Year	Takeaways
2000	27
2008	25
2005	25
2022	22
2018	22

• The huge turnaround in takeaways this season can be largely attributed to the Yellow Jackets' 10 interceptions through 10 games, which more triples its total from all of last season (3), when Tech ranked 125th out of 130 NCAA Division I FBS teams in INTs.

• Conversely, Georgia Tech has picked up where it left off in recent seasons with its 12 fumble recoveries through 10 games this season.

• Tech has ranked among the top 25 nationally in fumble recoveries each of the past two seasons — No. 2 nationally with 12 fumble recoveries in 2020 and tied for No. 16 with 10 recoveries in 2021.

• Since defensive coordinator **Andrew Thacker's** arrival on The Flats in 2019, no team in the country has had more fumble recoveries than the Yellow Jackets' 43.

MOST FUMBLE RECOVERIES SINCE 2019 (FBS)

1. Georgia Tech	43
2. Notre Dame	42
4. Wake Forest	39
5. Duke	38
6. Ohio State	37
UCF	37

• Since the beginning of the 2020 season, Georgia Tech has forced an average of 3.0 turnovers per game in wins but has averaged just 1.0 takeaways per game in losses.

• Georgia Tech has forced four turnovers in a game three times this season — vs. Western Carolina (Sept. 10), Virginia (Oct. 20) and Virginia Tech (Nov. 5).

• Prior to this season, Georgia Tech had only forced four turnovers in a game twice since 2015.

MOST TAKEAWAYS IN A GAME (SINCE 2015)

No.	Opp.	INT/FR	Date
5	Duke	1/4	Nov. 28, 2020
4	Virginia Tech	1/3	Nov. 5, 2022
4	Virginia	2/2	Oct. 20, 2022
4	Western Carolina	3/1	Sept. 10, 2022
4	at No. 18 Virginia Tech	2/2	Nov. 12, 2016

• Georgia Tech has recorded four takeaways three times in a season for the first time since 2008 (4 vs. Jacksonville State, 4 vs. Mississippi State, 6 at Clemson).

GEORGIA TECH'S MOST GAMES WITH 4+ TAKEAWAYS (SINCE 2000)

Year	Games
2022	3
2008	3
2005	3
2013	2
2006	2
2003	2
2002	2
2000	2

• In Georgia Tech's 28-27 come-from-behind win at Virginia Tech (Nov. 5), three of the Yellow Jackets' four takeaways came in the fourth quarter. The first two (fumble recovery by So. DL **Makius Scott** and interception by Fr. FB **Clayton Powell-Lee**) led to Georgia Tech touchdowns that saw the Yellow Jackets turn a 27-16 fourth-quarter deficit into a 28-27 lead and the third (fumble recovery by Powell-Lee) sealed the Jackets' victory with 48 seconds to go.

• In its 26-21 win at No. 24 Pitt (Oct. 1), Georgia Tech had three takeaways (two fumble recoveries and an interception), all during a span of five Pitt possessions in the second half.

• The Yellow Jackets converted all three takeaways against Pitt into scores (two field goals and a touchdown) to turn a 7-6 halftime deficit into a 19-7 fourth quarter lead.

• This season's uptick in tackles for loss (6.1/gm) and sacks (2.2/gm) has also been a big improvement for a unit that ranked 89th (5.2/gm) and 98th (1.67/gm), respectively, in those categories last season.

• Georgia Tech's 61 tackles for loss are its sixth-most through 10 games in the last 22 years.

GEORGIA TECH'S MOST TFL THROUGH 10 GAMES (SINCE 2000)

Year	TFL
2007	95
2008	83
2005	78
2013	66
2020	62
2022	61

• Tech's 22 sacks through 10 games are also its sixth-most since 2000 and its most since the Yellow Jackets had 28 sacks through 10 games in 2013.

GEORGIA TECH'S MOST SACKS THROUGH 10 GAMES (SINCE 2000)

Year	Sacks
2007	43
2005	30
2008	28
2013	28
2006	24
2022	22

• Georgia Tech's five sacks at Virginia Tech (Nov. 5) were a season high (prev.: 4 vs. Western Carolina — Sept. 10) and its most in a game since it had eight in a 45-22 win over No. 21/20 North Carolina on Sept. 25 of last season.

• Georgia Tech recorded at least three sacks in each of its first two games of this season (three vs. Clemson on Sept. 5, four vs. Western Carolina on Sept. 10), which marked the first time since the second and third games of the 2017 season that Tech has had three or more sacks in back-to-back games (five vs. Jacksonville State, three vs. Pitt).

• Georgia Tech held Duke (Oct. 8) to season lows for points (20 - prev.: 27 at Kansas — Sept. 24) and yards (278 - prev.: 377 vs. Virginia — Oct. 1). Duke's points and yards were 15 and 166.2 below what it had averaged going into the game, respectively.

• Georgia Tech limited Pitt, which entered the game averaging 36 points and 419 yards per game, to just seven points and 244 yards through the first 56 minutes of the game (Pitt put together inconsequential touchdown drives of 99 and 68 yards in the final four minutes of the contest).

• The previous week against UCF (Sept. 24), Georgia Tech's defense limited UCF's high-powered offense to just 333 yards, which was 198 yards fewer than the Knights were previously averaging this season. UCF's 532.3 yards per game ranked sixth nationally going into the game.

• UCF's 4.6 yards per play was its lowest yards-per-play average in any game under head coach Guz Malzahn, who took the helm at UCF prior to the 2021 season.

• Playing on just four days' rest following its season opener against No. 4 Clemson on Labor Day night, Tech allowed Western Carolina to score touchdowns on each of its first two possessions, but rallied to keep WCU out of the end zone for the final 50:37 of the Yellow Jackets' 35-17 win (Sept. 10).

• Tech only allowed Western Carolina to cross midfield three times in its final 11 possessions. The Catamounts only got inside the Yellow Jackets' 35 yard line once during those final 11 possessions.

• Tech's defense forced four turnovers, a turnover on downs and three punts while surrendering only a fourth-quarter field goal over WCU's final 11 possessions.

• Georgia Tech's three interceptions against WCU were its most in a game since it had three in a 38-28 win at North Carolina on Nov. 3, 2018.

• Georgia Tech's defense turned in a solid performance in the season opener against No. 4 Clemson (Sept. 5), especially for the first two-and-a-half quarters of the game.

• Tech's defense forced five punts (including four three-and-outs) and a turnover on the Clemson's first eight possessions. The Tigers averaged just 18.5 yards per possession over those first eight series.



DEFENSE

• The Yellow Jackets also limited Clemson to just four plays of 20 or more yards and none longer than 29 yards. Over the last six games of last season, Tech opponents averaged 7.2 offensive plays of 20-plus yards and 3.3 plays of 30-plus yards per contest.

INDIVIDUAL

• Sixth-year Sr. LB **Ayinde Eley** is putting together a historic campaign through 10 games this season.

• Eley has compiled 98 tackles, 9.5 tackles for loss, 3.5 sacks, three forced fumbles and two fumble recoveries in 10 games this season.

• Eley ranks among the nation's top 20 in three different individual statistical categories and the ACC's top five in four.

**AYINDE ELEY STATISTICAL RANKINGS
FBS/ACC (2022)**

Category	No.	FBS	ACC
Forced Fumbles	.30/gm	t-7th	t-2nd
Fumbles Recovered	2	t-14th	t-3rd
Total Tackles	9.8/gm	t-16th	t-4th
Solo Tackles	4.7/gm	—	5th

• Eley is the only NCAA Division I FBS player this season and one of just two FBS players since at least 2000 with as many as 98 tackles, 9.5 tackles for loss, 3.5 sacks, three forced fumbles and two fumble recoveries through his team's first 10 games of the season.

**98 TOTAL TACKLES/9.5 TACKLES FOR LOSS/
3.5 SACKS/3 FORCED FUMBLES/
2 FUMBLE RECOVERIES THROUGH 10 GAMES
(NCAA DIVISION I FBS, SINCE 2000)**

Player	Team	TT/TFL/Sacks/FF/FR	Year
Ayinde Eley	Ga. Tech	98/9.5/3.5/3/2	2022
Micah Kiser	Virginia	114/10.0/6.5/4/2	2016

• Eley has led Georgia Tech in tackles seven times in 10 games this season and 11 times in 21 games since he joined the Yellow Jackets prior to last season.

• Eley has also tallied at least 10 tackles in a game 10 times in his 21 games as a Yellow Jacket.

• Since the beginning of the 2021 season, only one player in the ACC has more games with double-digit tackles than Eley's 10 (Nick Jackson, Virginia - 13).

AYINDE ELEY DOUBLE-DIGIT TACKLES (GT CAREER)

TKL	Opponent	Date
1. 16	Virginia Tech*	Oct. 30, 2021
2. 14	No. 24 Pitt*	Oct. 1, 2022
14	Duke*	Oct. 9, 2021
4. 12	Miami (Fla.)*	Nov. 12, 2022
12	No. 20/17 Ole Miss*	Sept. 17, 2022
6. 11	Florida State	Oct. 29, 2022
11	No. 4 Clemson*	Sept. 5, 2022
11	Northern Illinois*	Sept. 4, 2021
9. 10	UCF*	Sept. 24, 2022
10	Kennesaw State*	Sept. 11, 2021

* led Georgia Tech in tackles

• Only six times this season has an NCAA Division I FBS player registered at least 12 tackles, 2.5 tackles for loss, a sack and a forced fumble in a single game — Eley is the only player in the nation that has done it twice.

**12 TOTAL TACKLES/2.5 TACKLES FOR LOSS/1 SACK/
1 FORCED FUMBLE IN A GAME
(NCAA DIVISION I FBS, 2022)**

Player	Team	TT/TFL/S/FF	Opp.	Date
Justin Wright	Tulsa	13/2.5/1.0/1	Memphis	11/10
Junior Fehoko	San Jose St.	12/5.5/2.0/1	Nevada	10/29
Anfernee Orji	Vanderbilt	12/2.5/1/1	Missouri	10/22
Ayinde Eley	Ga. Tech	14/2.5/1/1	Pitt	10/1
Ayinde Eley	Ga. Tech	12/3/1/1	Ole Miss	9/17
Daiyan Henley	Wash. St.	13/3/3/2	Colorado St.	9/17

• In the Yellow Jackets' season opener against No. 4 Clemson (Sept. 5), Eley had a game-high 11 tackles and forced and recovered a fumble to thwart a Clemson scoring opportunity in the first quarter, making him one of only 10 student-athletes in all of NCAA Division I FBS that has registered at least 11 tackles, a forced fumble and a fumble recovery in a single game this season.

**11 TOTAL TACKLES/1 FORCED FUMBLE/
1 FUMBLE RECOVERY IN A GAME
(NCAA DIVISION I FBS, 2022)**

Player	Team	TT/FF/FR	Opp.	Date
Jackson Mitchell	UConn	16/1/1	Utah St.	8/27
Dax Hollifield	Va. Tech	11/1/2	Old Dominion	9/2
Ayinde Eley	Ga. Tech	11/1/1	Clemson	9/5
Billy Bowman	Oklahoma	11/1/2	Kent State	9/10
Kenny Logan, Jr.	Kansas	12/1/1	TCU	10/8
Zaire Barnes	W. Mich.	13/1/1	Ohio	10/15
Anfernee Orji	Vanderbilt	12/1/1	Missouri	10/22
Isaiah King	Buffalo	11/1/1	Toledo	10/22
Henry Blackburn	Colorado St.	14/1/1	Boise St.	10/29
Jackson Mitchell	UConn	12/1/1	Boston Col.	10/29

• Sr. LB **Charlie Thomas** has also had a historic start to the 2022 season.

• Despite missing more than six quarters of action due to disqualifications resulting from two early-season targering penalties, Thomas has racked up 97 tackles, 9.0 tackles for loss, two sacks, two interceptions, two fumble recoveries and two forced fumbles.

• Thomas ranks among the nation's top 20 and the ACC's top five in three individual statistical categories.

**CHARLIE THOMAS STATISTICAL RANKINGS
FBS/ACC (2022)**

Category	No.	FBS	ACC
Solo Tackles	6.2/gm	t-3rd	1st
Fumbles Recovered	2	t-14	t-3rd
Total Tackles	9.7/gm	t-17th	t-5th

• Thomas is the only NCAA Division I FBS player this season and one of only two FBS players since 2000 with as many as 97 tackles, 9.0 tackles for loss, two sacks, two interceptions, two fumbles recovered and two forced fumbles through his team's first 10 games of the season.

**97 TOTAL TACKLES/9.0 TACKLES FOR LOSS/2 SACKS
2 INTERCEPTIONS, 2 FUMBLE RECOVERIES/2
FORCED FUMBLES THROUGH 10 GAMES
(NCAA DIVISION I FBS, SINCE 2000)**

Player	Team	TT/TFL/Sacks/INT/FR/FF	Year
Charlie Thomas	Ga. Tech	97/9.0/2.0/2/2/2	2022
Paul Dawson	TCU	105/15.0/5.0/3/3/2	2014

• Against Virginia Tech (Nov. 5), Thomas turned in one of the finest performances of his career with a career-high 16 tackles, a sack and a crucial forced fumble in the final minute that was recovered by Tech to seal the Yellow Jackets' 28-27 victory.

• Thomas is one of only two NCAA Division I FBS players this season — and the first since Week 0 — to record as many as 16 tackles, a sack and a forced fumble in a game.

**16 TACKLES/1 SACK/1 FORCED FUMBLE IN A GAME
(NCAA DIVISION I FBS, 2022)**

Player	Team	TT/S/FF	Opp.	Date
Charlie Thomas	Ga. Tech	16/1/1	Ole Miss	9/17
Jackson Mitchell	UConn	16/1/1	Utah State	8/27

• Thomas also became only the fifth Yellow Jacket since 2000 with as many as 16 tackles in a game.

**16 TACKLES IN A GAME — GEORGIA TECH
(SINCE 2000)**

Player	Tackles	Opponent	Date
Charlie Thomas	16	Virginia Tech	Nov. 5, 2022
Ayinde Eley	16	Virginia Tech	Oct. 30, 2021
Quez Jackson	16	Virginia Tech	Oct. 30, 2021
David Curry	16	North Carolina	Oct. 5, 2019
Morgan Burnett	16	Georgia	Nov. 28, 2009

• Following his extraordinary performance at Virginia Tech, Thomas was named the ACC Linebacker of the Week for the second time this season (prev.: at Pitt — Oct. 1) and the fourth time in his career.

• Despite playing only the second half at No. 24 Pitt, Thomas recorded seven tackles, a fumble recovery (which he returned 43 yards to set up a Georgia Tech field goal) and an interception (which led to another GT FG).

• Despite playing only the second half against Western Carolina, Thomas is the only Georgia Tech player and one of just 18 ACC players since 2000 with at least eight tackles, two TFL, a sack and an interception in a single game.

**8 TOTAL TACKLES/2 TFL/1 SACK/1 INT IN A GAME
(ACC, SINCE 2000)**

Player	Team	TT/TFL/Sack/INT	Opp.	Date
Barrett Carter	Clemson	8/3.5/2/1	Louisville	11/12/22
Brandon Johnson	Duke	9/2/2/1	Miami	10/22/22
Charlie Thomas	Ga. Tech	8/2/1/1	W. Carolina	9/10/22
Drake Thomas	NC State	8/2.5/1/1	Syracuse	11/20/21
Ty Schwab	BC	12/2.5/1/1	Florida St.	10/27/17
Trumaine Washington	Louisville	12/4/1/1	Syracuse	11/7/15
Telvin Smith	Florida St.	8/2/1/1	Duke	12/7/13
Xavier Brewer	Clemson	13/3/1/1	S. Carolina	11/24/17
Zach Brown	N. Carolina	9/2.5/1/1	Wake Forest	10/29/11
Quan Sturdivant	N. Carolina	12/2/1/1	Tennessee	12/30/10
Da'Quan Bowers	Clemson	9/2/1/1	Florida St.	11/13/10
Micanor Regis	Miami	9/2/1/1	Duke	10/16/10
Audie Cole	NC State	12/3.5/1/1	UCF	9/11/10
Nate Collins	Virginia	9/2/1/1	Maryland	10/17/09
Robert Francois	BC	10/2.5/1/1	Maryland	11/29/08
Mark Paschal	N. Carolina	12/2/1/1	Va. Tech	9/20/08
Brett Warren	Va. Tech	11/3/1/1	Duke	10/13/07
Purnell Sturdivant	Va. Tech	8/2.5/2/2	W&M	9/22/07

• Thomas has notched double-digit tackles in five games this season to give him seven career games with at least 10 stops

**CHARLIE THOMAS DOUBLE-DIGIT TACKLES
(GT CAREER)**

TKL	Opponent	Date
1. 16	at Virginia Tech	Nov. 5, 2022
2. 12	at No. 6 Clemson	Sept. 18, 2021
3. 11	Miami (Fla.)	Nov. 12, 2022
4. 10	at UCF	Sept. 24, 2022
10	No. 20/17 Ole Miss	Sept. 17, 2022
10	No. 4 Clemson	Sept. 5, 2022
10	at Duke	Oct. 9, 2021

• Thomas returned a Florida State (Oct. 29) fumble 71 yards to set up a field goal that gave Georgia Tech an early 3-0 lead. It was the third-longest fumble return in Georgia Tech history (since fumble returns became an official NCAA statistic in 1992).

LONGEST FUMBLE RETURNS (GT HISTORY*)

Player	Yds.	Opponent	Date
1. Zamari Walton	93 (TD)	Notre Dame	Oct. 31, 2020
2. Kofi Smith	90 (TD)	Wake Forest	Nov. 21, 1998
3. Charlie Thomas	71	Florida St.	Oct. 29, 2022
4. Jordan Domineck	70 (TD)	Kennesaw St.	Sept. 11, 2021
5. Jimmy Clements	60 (TD)	Duke	Sept. 26, 1996

* since fumble returns became an official NCAA stat in 1992

DEFENSE

- In its 26-21 win at No. 24 Pitt (Oct. 1), Georgia Tech limited Pitt to just 105 total yards and forced three turnovers in the Panthers' first five second-half possessions with Thomas on the field, which helped the Yellow Jackets turn a 7-6 halftime deficit into a commanding 19-7 lead early in the fourth quarter.

- At UCF (Sept. 24), the Knights scored just 16 points through 49 minutes with Thomas on the field, but scored 11 points in the final 11 minutes of the game after Thomas was disqualified due to a targeting call.

- Clemson, who scored just 14 points in 39 minutes prior to Thomas' disqualification in the season opener (Sept. 5), scored 27 points in 21 minutes after Thomas left the game.

- With four career interceptions, Thomas is one of only four Georgia Tech linebackers with as many as four INT since 2000, joining Brant Mitchell (4 - 2015-18), Quayshawn Nealy (8 - 2011-14) and Philip Wheeler (4 - 2005-07).

- When Thomas recovered a fumble and intercepted a pass at Pitt earlier this season, he became the first Yellow Jacket since 2017 and one of only three Jackets since 2000 with a fumble recovery and an interception in the same game. However, So. DB **LaMiles Brooks** and Fr. DB **Clayton Powell-Lee** have since joined the group, giving Georgia Tech three players that have accomplished the feat in the past five games.

FUMBLE RECOVERY AND INT IN SAME GAME (GEORGIA TECH, SINCE 2000)

Player	Opponent	Date
Quayshawn Nealy	Syracuse	Oct. 19, 2013
Quayshawn Nealy	at NC State	Nov. 8, 2014
Bruce Jordan-Swilling	at Virginia	Nov. 4, 2017
Charlie Thomas	at No. 24 Pitt	Oct. 1, 2022
LaMiles Brooks	Virginia	Oct. 20, 2022
Clayton Powell-Lee	Virginia Tech	Nov. 5, 2022

- Thomas, Brooks and Powell-Lee are among 40 NCAA Division I FBS players with a fumble recovery and an interception in the same game this season. Georgia Tech is the only school with three players on the list and one of only five that have had multiple players accomplish the feat (joining Arkansas, Memphis, South Alabama and Syracuse).

- Against Virginia (Oct. 20), Brooks recorded his first-career fumble recovery and returned the second interception of his career 37 yards for a touchdown, all in the first quarter.

- At the time, Brooks became the only NCAA Division I FBS player with nine tackles, a fumble recovery and an interception return for a touchdown in a game this season, although the feat was matched two days later by Duke's Brandon Johnson. Brooks remains one of only five ACC players and 15 FBS players since 2000 to accomplish the feat.

9 TACKLES/1 FR, 1 INT RETURN FOR TD IN A GAME (FBS, SINCE 2000)

Player	Team	TT/FR/INT		Date
		Ret TD	Opp.	
Brandon Johnson	Duke	9/1/1	Miami	10/22/22
LaMiles Brooks	Ga. Tech	9/1/1	Virginia	10/20/22
Gavin Potter	Kansas	10/1/1	W. Virginia	11/27/21
Ji'ayir Brown	Penn St.	9/1/1	Maryland	11/6/21
Trey Sterling	Okla. St.	9/2/1	Texas Tech	11/28/20
Jalen Catalon	Arkansas	9/1/1	Ole Miss	10/17/20
Chase Hansen	Utah	12/1/1	N. Illinois	9/8/18
B. Jordan-Swilling	Ga. Tech	11/1/1	Virginia	11/4/17
Dorian O'Daniel	Kansas	10/1/1	Va. Tech	9/30/17
Calvin Munson	S. Diego St.	11/1/2	San Diego	9/5/15
Durrell Eskridge	Syracuse	9/1/1	Notre Dame	9/27/14
Jeremy Timpf	Army	14/1/1	Yale	9/27/14
Taylor Reed	SMU	9/1/1	Fresno St.	12/24/12
Antonio Fenelus	Wisconsin	9/1/1	Purdue	11/6/10
Patrick Chung	Oregon	9/1/1	Arizona	11/15/08

- Brooks notched the first interception of his collegiate career at UCF (Sept. 24).

- According to *Pro Football Focus*, Brooks is the No. 19-ranked safety nationally and third in the ACC with an overall defensive grade of 83.2 (*Grades from 80-89 are considered all-conference level in PFF's grading scale*).

- PFF particularly lauds Brooks for his pass coverage skill, which is graded at 88.9, good for 22nd nationally and third in the ACC among safeties.

- Powell-Lee became the third Yellow Jacket with a fumble recovery and an interception in the same game when he did both in the fourth quarter of Georgia Tech's 28-27 come-from-behind win at Virginia Tech (Nov. 5).

- After missing practice for much of the week and not starting in the game due to illness, Powell-Lee's interception on Georgia Tech's 27 yard line with 6:54 to go in the game prevented Virginia Tech from expanding its lead to two scores and set up the Yellow Jackets' go-ahead touchdown drive.

- Two series later, Powell-Lee recovered a fumble forced by Thomas near midfield to thwart VT's final scoring opportunity and seal the Jackets' comeback from an 11-point fourth-quarter deficit.

- Powell-Lee, who also had six tackles in the win at Virginia Tech, was named the ACC's Defensive Back of the Week. He is the first Yellow Jacket to earn the distinction since current Dallas Cowboys safety Juanyeh Thomas earned the award for his performance at Miami (Fla.) on Nov. 6 of last season.

- Making only the third start of his career, Powell-Lee registered a team-high 14 tackles at Florida State (Oct. 29).

- Powell-Lee's 14 tackles at FSU are the most by an ACC freshman and tied for the most by an ACC defensive back (prev.: Duke's Darius Joiner vs. Northwestern — Sept. 10) this season.

- Powell-Lee's 14 tackles at FSU were the most in a game by a Georgia Tech defensive back since Isaiah Johnson had 14 stops at Pitt in 2014.

- Powell-Lee's 14 stops against the Sminoles are also the most by a Yellow Jackets true freshman since at least 2000.

- Powell-Lee recorded the first fumble recovery of his collegiate career at No. 24 Pitt (Oct. 1), then made his first-career start at free safety the following week versus Duke (Oct. 8).

- In his first-career start vs. Duke, Powell-Lee recorded eight tackles, which was good for second on the team.

- Another Georgia Tech defender that had a career game at Virginia Tech (Nov. 5) is r-So. DL **D'Quan Douse**, who recorded seven tackles – including 2.5 sacks – from his defensive tackle position and also turned in two of Georgia Tech's biggest individual plays of the game with a blocked PAT and a forced fumble that the Yellow Jackets' comeback from an 11-point fourth-quarter deficit in the 28-27 win at VT.

- Douse is the only ACC player and one of only 11 FBS players with as many as seven tackles, 2.5 sacks and a forced fumble in a game this season.

7 TOTAL TACKLES/2.5 SACKS/1 FORCED FUMBLE/ IN A GAME (NCAA DIVISION I FBS, 2022)

Player	Team	TT/S/FF	Opp.	Date
Nick Herbig	Wisconsin	8/3.0/1	Iowa	11/12
Harold Perkins	LSU	8/4.0/2	Arkansas	11/12
Amir Siddig	UNCC	7/2.5/2	MTSU	11/12
D'Quan Douse	Ga. Tech	7/2.5/1	Va. Tech	11/5
Pryce Yates	UConn	7/2.5/1	Boston Coll.	10/29
Jamal Hines	Toledo	8/2.5/1	Buffalo	10/22
Owen Porter	Marshall	9/3.5/1	J. Madison	10/22
Nelson Paul	SMU	8/3.0/1	TCU	9/24
Davian Henley	Wash. St.	13/3.0/2	Colorado St.	9/17
Derek Parrish	Houston	11/4.5/1	Texas Tech	9/10
Jacoby Windmon	Mich. St.	7/4.0/1	W. Michigan	9/2

- Douse is also only the second Georgia Tech player since 2000 with as many as seven tackles, 2.5 sacks and a forced fumble in a game, joining current Los Angeles Chargers LB Jeremiah Attaochu (2011 vs. North Carolina).

- Douse's biggest contributions to the win at Virginia Tech perhaps came on a pair of individual plays: a blocked extra point attempt in the second quarter that proved to provide Georgia Tech's winning margin and a forced fumble inside the GT 10 yard line in the fourth quarter that kept Virginia Tech from expanding its lead to three scores and set up a 90-yard touchdown drive that kickstarted the Yellow Jackets' rally from a 27-16 deficit.

- Georgia Tech has received the much-anticipated services of a healthy **Keion White** this season, as the r-Sr. DL is tied for 20th in the ACC with 4.5 sacks this season (0.45/gm).

- White's presence around the line of scrimmage has been felt in the run game as well, as *Pro Football Focus* currently grades him with a run-defense rating of 75.5 (*Grades from 68-78 are considered above average and in PFF's grading scale*).

- White, who was limited to just four games and four total tackles due to an injury last season, tied for 10th in NCAA Division I FBS with 19 tackles for loss at Old Dominion in 2019.

- White had 2.0 sacks in his first extensive playing time with the Yellow Jackets in the season opener against Clemson (Sept. 5). He became one of only three Yellow Jackets to record two or more sacks in a game since the beginning of last season (Thomas – 2.5 and **Kyle Kennard** – 2.0 vs. North Carolina, 9/25/2021 at Mercedes-Benz Stadium).

- White represented Georgia Tech on *The Athletic's* Bruce Feldman's annual "Freaks List" this season due to the 6-5, 286-pounder's ability to run at 21 miles per hour and bench press 225 pounds 38 times, along with a 32-inch vertical jump.

- So. DL **Noah Collins** two fumble recoveries in back-to-back games (Oct. 29 at Florida State, Nov. 5 at Virginia Tech), which were the first two fumble recoveries of his career.

- So. DL **Makius Scott** registered the first fumble recovery of his career at Virginia Tech (Nov. 5).

- r-Fr. DL **Jason Moore** recorded the first forced fumble of his career at Florida State (Oct. 29).

- r-Fr. DB **Ahmari Harvey** recorded the first fumble recovery of his collegiate career vs. Virginia (Oct. 20).

- So. LB **Trenilyas Tatum** and So. DB **Kaleb Edwards** both recorded the first forced fumbles of their collegiate careers against UVA.



DEFENSE

- r-Jr. DB **Jaylon King** recorded the first forced fumble of his collegiate career at No. 24 Pitt (Oct. 1).
- King recorded the first interception of his collegiate career against No. 20/17 Ole Miss (Sept. 17).
- r-Jr. DBs **Derrick Allen** and **Myles Sims** both recorded the first interceptions of their collegiate careers against Western Carolina (Sept. 10).
- In all, eight defensive players that have played at least 125 snaps for Georgia Tech this season have above average overall defensive grades for the season from *Pro Football Focus* — DB **LaMiles Brooks** (83.2), DL **D'Quan Douse** (77.2), DB **Zamari Walton** (77.2), DL **Keion White** (72.2), DB **Clayton Powell-Lee** (70.9), LB **Charlie Thomas** (69.1), DL **Sylvain Yondjouen** (68.9), and DB **Kenan Johnson** (68.7). (Grades from 68-78 are considered above average in PFF's grading scale)

SPECIAL TEAMS

• Since taking over as Georgia Tech's primary place kicker four games ago (Oct. 1 vs. Pitt), So. **Gavin Stewart** is a perfect 12-for-12 on field goal attempts.

• Stewart is the first Georgia Tech kicker in the past 40 seasons (since at least 1982) to make his first 10 field goal attempts of a campaign.

• Stewart is one of just six NCAA Division I FBS kickers that has made 12 or more field goals at a 100% clip this season.

12+ FIELD GOALS, 100% FIELD GOAL PERCENTAGE

Player	Team	FGM	FG%
1. Christopher Dunn	NC State	20	100.0
Joshua Karty	Stanford	14	100.0
Casey Legg	West Virginia	13	100.0
Dominic Zvada	Arkansas State	13	100.0
Gavin Stewart	Georgia Tech	12	100.0
Daniel Gutierrez	UNLV	12	100.0

• Stewart has scored 40 of Georgia Tech's 112 points over the past six games (since Oct. 1 at Pitt).

• In the first extensive action of his career as a place kicker, Stewart was named ACC Specialist of the Week following his 4-for-4 performance at No. 24 Pitt.

• Stewart, who had only attempted four field goals in his career going into the Pitt game (2-for-4), made a career-high four field goals from 37, 33, 40 and 30 yards (prev.: 2 at NC State – Dec. 5, 2020). He accounted for 14 total points (including two PAT) in the 26-21 win victory.

• Stewart's four field goals made against Pitt were the most in a game by a Georgia Tech kicker since Wesley Wells made four, including the overtime game-winner, in a 30-27 win over Virginia on Nov. 17, 2018, and the most by a Yellow Jacket in a regulation game since current Kansas City Chiefs PK Harrison Butker made four in Tech's 33-18 win over Kentucky in the 2016 TaxSlayer Bowl (Dec. 31, 2016).

• Stewart is only the ninth player in Georgia Tech history to make as many as four field goals in a game.

MOST FIELD GOALS MADE IN A GAME - GT HISTORY

Player	FGM	Opponent	Year
1. Ron Rice	5	The Citadel	1982
2. Gavin Stewart	4	Pitt	2022
Wesley Wells	4	Virginia	2018
Harrison Butker	4	Kentucky	2016
Scott Blair	4	Clemson	2009
Travis Bell	4	Notre Dame	2007
Luke Manget	4	Clemson	2001
Scott Sisson	4	Florida State	1992
Cam Bonifay	4	Navy	1973

• Stewart made field goals from 22 and 23 yards in regulation, then knocked home the game-winner from 37 yards in overtime against Duke.

• Stewart is one of only the three Georgia Tech kickers since 2000 to make his first eight field goal attempts of a season, joining Wesley Wells (made his first nine attempts in 2018) and Scott Blair (nine in 2010).

• Stewart has also picked up right where he left off in 2021 by forcing touchbacks on 15 of his 26 kickoffs in six games this season.

• Last season, Stewart put 36 of his 52 kickoffs into the end zone for touchbacks last season, while nine others were fair-caught and only seven were returned.

• Georgia Tech's astounding streak of six-consecutive successful onside kick attempts came to an end last Saturday when it did not recover an onside kick in the final minutes of its loss to Miami (Fla.).

• Stewart's successful onside kick attempt to open the second half at Florida State on Oct. 29 (recovered by Fr. DB **Rodney Shelley**) was Georgia Tech's sixth-straight onside kick recovery, dating back to 2020.

• Prior to Stewart's successful attempt against Florida State, PK **Jude Kelley** had converted five onside kicks in a row for Georgia Tech, including 3-for-3 last season.

• Kelley is a perfect 5-for-5 for his career on onside kick attempts.

• Kelley's 45-yard field goal against Clemson (Sept. 5) was a career long, surpassing his 32-yard game-winner against Florida State as a true freshman in 2020, and the longest by a Georgia Tech kicker since Wesley Wells' 48-yarder vs. Virginia on Nov. 17, 2018.

• Through 10 games as a sophomore (and just 22 games of American football games in his life), So. P **David Shanan** ranks fourth in the ACC and 35th nationally in punting at 43.4 yards per punt this season.

• After ranking last in the ACC and 121st nationally in punt returns last season, Georgia Tech ranks 34th nationally in punt returns this season (9.88 avg.).

• Individually, So. **Nate McCollum's** 11.3-yard punt return average would lead the ACC and rank eighth nationally if he met the minimum number of returns to be included in the official NCAA and ACC rankings (1.2 returns per game are needed for NCAA and 1.0 for ACC; McCollum currently averages 0.7 returns per game).

• Sr. **Hassan Hall's** 23.4-yard kickoff return average would rank fifth in the ACC and 28th nationally if he met the minimum number of returns to be included in the official NCAA rankings (1.2 returns per game are needed for NCAA and 1.0 for ACC; Hall currently averages 0.7 returns per game).

• One of the biggest plays of the 28-27 win at Virginia Tech (Nov. 5) proved to be r-So. DL **D'Quan Douse's** blocked extra-point attempt in the second quarter.

• On Oct. 20 versus Virginia, Georgia Tech blocked two kicks (field goal by So. DL **Zeke Biggers** and punt by r-Fr. RB **Daylon Gordon**) in a game for the first time since the 2013 Music City Bowl vs. Ole Miss (Dec. 30, 2013) and only the 10th time in school history.

MOST BLOCKED KICKS IN A GAME (GT HISTORY)

No.	Opponent	Kick Type	Date
2	Virginia	FG/Punt	Oct. 20, 2022
2	Ole Miss	FG/PAT	Dec. 30, 2012
2	UConn	Punt/Punt	Nov. 13, 2004
2	Boston College	FG/FG	Sept. 14, 1991
2	Georgia	FG/FG	Nov. 27, 1975
2	Auburn	FG/FG	Oct. 18, 1969
2	Notre Dame	PAT/PAT	Nov. 18, 1967
2	Tulane	Punt/Punt	Oct. 28, 1961
2	Rice	Punt/PAT	Sept. 24, 1960
2	Tulane	Punt/PAT	Oct. 26, 1957

• Georgia Tech is tied for sixth nationally and co-lead the ACC (with Clemson) with four blocked kicks this season.

• Tech has blocked eight kicks in the last 39 games.

• Prior to blocking eight kicks in the past 39 games, Georgia Tech had gone 21 games between block kicks.

• Georgia Tech has blocked 27 kicks since the beginning of the 2013 season, which is tied for the third-most by an NCAA Division I FBS team during that span.

MOST BLOCKED KICKS SINCE 2013 (FBS)

Temple	34
Oklahoma State	28
Georgia Tech	27
North Texas	27
Texas A&M	27
Indiana	27
Rutgers	27
Air Force	26
BYU	25
USC	25
Northern Illinois	24
Arkansas State	23
Virginia Tech	22

2022 HONORS AND AWARDS

IN-SEASON

ACC Running Back of the Week

Sr. RB Hassan Hall (Oct. 1 at Pitt)

ACC Linebacker of the Week

Sr. LB Charlie Thomas (Oct. 1 at Pitt)
 Sr. LB Charlie Thomas (Nov. 5 at Virginia Tech)

ACC Defensive Back of the Week

Fr. DB Clayton Powell-Lee (Nov. 5 at Virginia Tech)

ACC Specialist of the Week

So. PK Gavin Stewart (Oct. 1 at Pitt)

ACC Rookie of the Week

Fr. QB Zach Pyton (Nov. 5 at Virginia Tech)

Burlsworth Trophy Nominee (Walk-On)

r-Fr. OL Joe Fusile

PRESEASON

Johnny Unitas Golden Arm Award Watch List (Quarterback)

So. QB Jeff Sims

Doak Walker Award Watch List (Running Back)

Sr. RB Hassan Hall
 r-Jr. RB Dontae Smith

Campbell Trophy Watch List (Scholar-Athlete)

Jr. TE Dylan Leonard

Wuerffel Trophy Watch List (Community Service)

r-Jr. DB Myles Sims

AFCA Good Works Team Nominee (Community Service)

r-Jr. DB Myles Sims

Senior Bowl Watch List

Sr. LB Charlie Thomas
 r-Sr. DL Keion White



MISCELLANEOUS

• Interim head coach **Brent Key** is the fifth Georgia Tech alumnus to ever serve as the Yellow Jackets' football head coach, joining William Alexander (1920-44), Bill Fulcher (1972-73), Pepper Rodgers (1974-79) and Bill Curry (1980-86).

• Of the 12 men that have served as Georgia Tech's head coach for more than one game since Bobby Dodd took the reins in 1945, Key is one of only four that won his first two games at the helm of the Jackets, joining Bud Carson (1967), Chan Gailey (2002) and Paul Johnson (2009).

• Key became the second coach in Georgia Tech history to ever defeat a ranked opponent in his first game as the Yellow Jackets' head coach when Tech knocked off No. 24 Pitt, 26-21, on Oct. 1.

• Tech head coaches were previously 1-4 when facing nationally ranked teams in their GT debuts (Bill Fulcher – L, 34-3 vs. No. 15 Tennessee – 1972; Pepper Rodgers – L, 31-7 vs. No. 2 Notre Dame – 1974; Bill Curry – L, 26-3 vs. No. 2 Alabama – 1980; Mac McWhorter – W, 24-14 vs. No. 11 Stanford – 2001 Seattle Bowl; Geoff Collins – L, 52-14 vs. No. 1 Clemson – 2019).

• Through 10 games this season, Georgia Tech ranks fifth nationally and second in the ACC in turnover margin at plus-11 (1.10/gm). The Yellow Jackets are fifth nationally and second in the ACC in turnovers forced (22) and 23rd nationally and fourth in the ACC in fewest turnovers lost (11).

• As is often the case, turnover margin has been a strong indicator of whether Georgia Tech wins or loses over the past three seasons. In their 10 wins since the beginning of the 2020 campaign, the Yellow Jackets have won the turnover battle in nine of 10 games and are plus-20 overall in turnover margin. On the flip side, Tech has lost the turnover battle in 14 of its 22 defeats since the beginning of 2020 and is minus-20 overall in turnover margin in those 22 losses.

• Georgia Tech fields one of the nation's youngest teams in 2022, as 79.4% of its roster is comprised of underclassmen, which is the highest percentage among Power Five conference teams and the second-highest overall in NCAA Division I FBS (credit: University of Colorado).

PERCENTAGE OF UNDERCLASSMEN — FBS, 2022

School	Roster		Underclassmen		Pct.
	Size	No.	(Fr. So.)		
1) Wyoming	114	96	(58, 38)		84.2
2) Georgia Tech	117	93	(60, 33)		79.4
3) Old Dominion	111	88	(53, 35)		79.3
4) Colorado	115	90	(60, 30)		78.3
5) Oregon	126	96	(53, 43)		76.2
6) Utah	115	86	(54, 32)		74.8
7) Ball State	112	83	(60, 23)		74.1
8) New Mexico	115	84	(49, 34)		73.0
9) Nebraska	151	110	(71, 39)		72.8
10) Florida State	118	85	(45, 40)		72.0

• One of the nation's youngest rosters faces one of the nation's toughest schedules in 2022.

• To date, Georgia Tech has faced the nation's third-most difficult schedule this season, according to the NCAA's official strength-of-schedule rankings.

NATION'S MOST DIFFICULT SCHEDULES — FBS, 2022 (THROUGH NOV. 12)

Team	Opp. W-L	Opp. Win%
1) Auburn	74-36	.673
2) Colorado	73-37	.664
3) Georgia Tech	73-37	.664
4) Indiana	73-38	.658
5) Iowa State	71-39	.645
6) Georgia	70-40	.636
Texas	70-40	.636
8) Clemson	76-44	.633
9) Tennessee	69-41	.627
10) Vanderbilt	70-42	.625

• Six of Georgia Tech's nine FBS opponents so far this season have a winning record, including 9-1 Clemson, 8-2 Ole Miss and 8-2 UCF.

• Three of Georgia Tech's first five opponents were nationally ranked at the time of the game (No. 6 Clemson, No. 20/17 Ole Miss and No. 24 Pitt).

• Two more Tech opponents have entered the national rankings since the Yellow Jackets faced them — No. 17/18 UCF and No. 20 Florida State.

• Finally, the Jackets will close the regular season with two more games against ranked teams — No. 13/11 North Carolina and No. 1 Georgia.

• Georgia Tech's ultra-challenging slate in 2022 comes on the heels of facing the nation's most difficult schedule in 2021.

NATION'S MOST DIFFICULT SCHEDULES — 2021

Team	Opp. W-L	Opp. Avg. W-L	Opp. Win%
Georgia Tech	99-56	8.3-4.7	.638
Texas	96-60	8.0-4.0	.615
Auburn	102-63	7.9-5.0	.613
Kansas	94-60	7.2-4.6	.610
Arkansas	90-75	6.9-5.8	.545

• Georgia Tech ranks 21st in NCAA Division I FBS history with 748 all-time victories.

ALL-TIME WINS — NCAA DIVISION I FBS

Wins	Team
1. 986	Michigan
2. 952	Ohio State
3. 949	Alabama
4. 936	Notre Dame
5. 934	Texas
6. 933	Oklahoma
7. 917	Penn State
8. 911	Nebraska
9. 865	Tennessee
865	USC
11. 863	Georgia
12. 831	LSU
13. 791	Auburn
14. 787	Clemson
15. 771	West Virginia
16. 769	Texas A&M
17. 765	Virginia Tech
18. 757	Washington
19. 755	Pittsburgh
20. 750	Florida
21. 748	Georgia Tech
22. 736	Syracuse
23. 734	Arkansas
734	Wisconsin
25. 732	Navy

• Since the beginning of the 2016 season, Georgia Tech has played games in seven different National Football League stadiums (Mercedes-Benz Stadium - Atlanta, Ford Field - Detroit, TIAA Bank Field - Jacksonville, Hard Rock Stadium - Miami, Lincoln Financial Field - Philadelphia, Heinz Field - Pittsburgh and Raymond James Stadium - Tampa Bay), which is tied for the fourth-most NFL stadiums that any college football team has played in during that span.

MOST NFL STADIUMS PLAYED IN BY COLLEGE FOOTBALL TEAMS (SINCE 2016)

11 – Notre Dame – Arizona, Baltimore, Carolina, Chicago, Dallas, Jacksonville, Las Vegas, Los Angeles (Coliseum), Miami, New York, Pittsburgh

8 – Clemson – Arizona, Atlanta, Carolina, Dallas, New Orleans, Pittsburgh, San Francisco, Tampa Bay

8 – Wisconsin – Carolina, Chicago, Dallas, Green Bay, Indianapolis, Las Vegas, Miami, Tampa Bay

7 – GEORGIA TECH – Atlanta, Detroit, Jacksonville, Miami, Philadelphia, Pittsburgh, Tampa Bay

7 – BYU – Arizona, New England, Las Vegas, New Orleans, San Diego, Tampa Bay, Washington

7 – Alabama – Atlanta, Dallas, Indianapolis, Miami, New Orleans, San Francisco, Tampa Bay

6 – Texas A&M – Carolina, Dallas, Denver, Houston, Jacksonville, Miami

6 – Georgia – Atlanta, Carolina, Indianapolis, Jacksonville, New Orleans, Miami

• Thirteen Georgia Tech football student-athletes have already achieved the goal of earning a bachelor's degree — DB **Kenny Bennett**, LB **Ayinde Eley**, RB **Hassan Hall**, TE **Peje' Harris**, WR **E.J. Jenkins**, LS **Cade Long**, OL **Michael Maye**, RB **Dylan McDuffie**, QB **Taisun Phommachanh**, DB **Myles Sims**, LB **Charlie Thomas**, DB **K.J. Wallace** and DL **Keion White**.

GEORGIA TECH COACHES ON GAMEDAY

ON THE FIELD

Interim Head Coach

Brent Key — Fourth season (Georgia Tech, 2001)

Asst. Head Coach (Def.)/Defensive Run Game Coordinator:

David Turner — First season (Davidson, 1985)

Offensive Coordinator/Tight Ends:

Chip Long — First season (North Alabama, 2005)

Defensive Coordinator/Linebackers:

Andrew Thacker — Fourth season (Furman, 2007)

Defensive Backs/Defensive Pass Game Coordinator:

Travares Tillman — First season (Georgia Tech, 2010)

Wide Receivers:

Del Alexander — First season (Southern California, 1995)

Defensive Line:

Larry Knight — Fourth season (Central Michigan, 2010)

Quarterbacks:

Chris Weinke — First season (Florida State, 2000)

Assistant Coach (Special Teams):

J.B. Hall Jr. — First season (Adams State, 2013)

IN THE BOOTH

Linebackers/Special Teams Coordinator:

Jason Semore — First season (Adams State, 2005)

Running Backs:

Donald Hill-Eley — First season (Virginia Union, 1990)

DEPTH CHART

OFFENSE (Spread Pro-Style)

QUARTERBACK

- 15 ZACH GIBSON6-3211... r-So.
- 17 Taisun Phommachanh...6-3 208... r-So.

RUNNING BACK

- 3 HASSAN HALL6-0196... Sr.
- or 4 DONTAE SMITH.....5-11 ..203... r-Jr.
- or 6 DYLAN McDUFFIE6-0217... r-Jr.

WIDE RECEIVER

- 0 E.J. JENKINS6-7243... r-Sr.
- 11 Ryan King6-3 214... So.
- or 9 Avery Boyd.....6-2 230... So.

WIDE RECEIVER

- 8 NATE McCOLLUM5-11 ..184... So.
- 12 Malik Rutherford.....5-9 155... r-Fr.

WIDE RECEIVER

- 7 MALACHI CARTER6-3192... Sr.
- 1 Leo Blackburn6-5 221... r-Fr.

TIGHT END

- 2 DYLAN LEONARD6-5238... Jr.
- 81 Luke Benson6-4 236... Jr.

LEFT TACKLE

- 55 COREY ROBINSON II .6-5294... r-Fr.
- 74 Tyler Gibson6-5 301... Fr.

LEFT GUARD

- 71 PIERCE QUICK6-5291... r-So.
- 60 Paula Vaipulu6-3 300... So.

CENTER

- 72 WESTON FRANKLIN ..6-4316... So.
- 79 William Lay III6-2 308... r-Sr.

RIGHT GUARD

- 54 JORDAN WILLIAMS ..6-6312... So.
- 67 Joe Fusile6-6 316... r-Fr.

RIGHT TACKLE

- 75 JAKIAH LEFTWICH....6-6311... r-Fr.
- 76 Wing Green.....6-7 301... r-Fr.

DEFENSE (4-2-5)

DEFENSIVE END

- 6 KEION WHITE.....6-5286... r-Sr.
- 32 Sylvain Yondjouen6-4 257... Jr.
- or 27 Josh Robinson.....6-6 259... So.

DEFENSIVE TACKLE

- 8 MAKIUS SCOTT.....6-4295... So.
- 88 Zeek Biggers6-6 341... So.
- or 5 T.K. Chimedza6-3 335... r-Jr.

DEFENSIVE TACKLE

- 99 D'QUAN DOUSE.....6-2282... r-So.
- 97 Akelo Stone.....6-2 280... r-Fr.
- or 95 Jason Moore6-2 291... r-Fr.

DEFENSIVE END

- 9 KYLE KENNARD6-5240... So.
- 43 Noah Collins6-5 243... So.
- or 11 Kevin Harris.....6-4 241... r-So.

LINEBACKER (MAC)

- 2 AYINDE ELEY6-3233... r-Sr.
- 40 Trenilyas Tatum.....6-2 216... So.

LINEBACKER (MONEY)

- 1 CHARLIE THOMAS6-2207... Sr.
- 10 Taylor McCawley.....6-0 222... r-So.

NICKEL

- 16 K.J. WALLACE.....5-11 ..184... r-So.
- 25 Kenny Bennett.....6-3 194... r-Sr.

STRONG SAFETY

- 20 LAMILES BROOKS6-2192... So.
- 4 Derrick Allen6-2 212... r-Jr.

FREE SAFETY

- 29 CLAYTON POWELL-LEE...6-2175... Fr.
- 23 Khari Gee.....6-2 202... r-Fr.

CORNERBACK

- 7 ZAMARI WALTON6-3185... r-Jr.
- 24 Kenan Johnson.....6-1 180... r-So.

CORNERBACK

- 0 MYLES SIMS6-3187... r-Jr.
- 3 Kenyatta Watson II6-1 185... r-So.
- or 18 Ahmari Harvey.....6-0 174... r-Fr.

SPECIALISTS

PLACE KICKER

- 88 GAVIN STEWART.....5-11 ..181... So.
- 87 Jude Kelley6-1 174... r-Fr.

PUNTER

- 43 DAVID SHANAHAN6-2201... So.
- 87 Jude Kelley6-1 174... r-Fr.

HOLDER

- 43 DAVID SHANAHAN6-2201... So.
- 16 Brody Rhodes.....6-1 191... r-Fr.

LONG SNAPPER

- 46 HENRY FREER.....6-0224... r-Fr.
- 52 Cade Long6-0 231... r-Jr.

KICKOFF RETURN

- 3 HASSAN HALL6-0196... Sr.
- 12 Malik Rutherford.....5-9 155... r-Fr.

PUNT RETURN

- 8 NATE McCOLLUM5-11 ..184... So.
- 12 Malik Rutherford.....5-9 155... r-Fr.

KICKOFFS

- 88 GAVIN STEWART.....5-11 ..181... So.
- 87 Jude Kelley6-1 174... r-Fr.

PRONUNCIATION GUIDE

Student-Athletes

2	AYINDE ELEY	eye-YIN-day EE-lee
3	HASSAN Hall	hah-SAHN
3	KENYATTA Watson II	ken-YOT-tuh
4	DONTAE Smith	DON-tay
5	T.K. CHIMEDZA	chih-MED-zuh
6	KEION White	KEY-on
7	ZAMARI Walton	zuh-MAR-ee
7	MALACHI Carter	MAL-uh-kye
8	MAKIUS Scott	muh-KYE-yus
9	Kyle KENNARD	ken-NARD
12	MALIK Rutherford	muh-LEEK
14	Zach PYRON	PYE-rin

15	SIRAD Bryant	sih-ROD
17	TAISUN PHOMMACHANH	tyson PUMA-chon
18	PEJE' Harris	P.J.
18	AHMARI Harvey	ah-MAR-ee
23	KHARI Gee	KAH-ree
24	KENAN Johnson	KEN-nin
30	TAMARII Jones-Cummings	tuh-MAR-ee
32	Sylvain YONDJOUEN	yun-JEW-in
33	Tyson MEIGUEZ	MEE-gezze
34	KHATAVIAN Franks	Kuh-TAV-ee-in
40	TRENILYAS Tatum	trin-NIL-yus
44	Kyle EFFORD	EE-ferd
57	Paul TCHO	TEE-oh

60	Paula VAIPULU	vie-PULL-low
62	Cade KOOTSOURADIS	KOOT-soar-AH-diss
67	Joe FUSILE	FEW-sill
75	JAKIAH Leftwich	juh-KYE-yuh
89	Ben POSTMA	POST-mah (long O)
97	AKELO Stone	uh-KEY-lo
99	D'Quan DOUSE	dowse

Coaches

Jason SEMORE	SEE-more
TRAVARES Tillman	truh-VAR-iss
Chris WEINKE	WENG-kee

2022 ROSTERS

ALPHABETICAL			NUMERICAL						
NO.	NAME	POS.	NO.	NAME	POS.	HT.	WT.	CLASS	HOMETOWN/HIGH SCHOOL (PREVIOUS COLLEGE)
52	R.J. Adams	OL	0	E.J. Jenkins	WR	6-7	243	r-Sr.	Fredricksburg, Va./Chancellor H.S. (South Carolina)
4	Derrick Allen	DB	0	Myles Sims	DB	6-3	187	r-Jr.	Atlanta, Ga./Westlake H.S. (Michigan)
25	Kenny Bennett	DB	1	Leo Blackburn	WR	6-5	221	r-Fr.	Atlanta, Ga./Westlake H.S.
81	Luke Benson	TE	1	Charlie Thomas	LB	6-3	207	Sr.	Thomasville, Ga./Thomasville H.S.
58	Brandon Best	OL	2	Dylan Leonard	TE	6-5	238	Jr.	Milton, Ga./Milton H.S.
88	Zeek Biggers	DL	2	Ayinde Eley	LB	6-3	233	r-Sr.	Olney, Md./Good Counsel H.S. (Maryland)
93	Aidan Birr	PK	3	Hassan Hall	RB	6-0	196	Sr.	Atlanta, Ga./Maynard Jackson H.S. (Louisville)
1	Leo Blackburn	WR	3	Kenyatta Watson II	DB	6-1	185	r-So.	Loganville, Ga./Grayson H.S. (Texas)
25	James BlackStrain	WR	4	Dontae Smith	RB	5-11	203	r-Jr.	Spring Hill, Tenn./Spring Hill H.S.
83	Stone Bonner	TE	4	Derrick Allen	DB	6-2	212	r-Jr.	Marietta, Ga./Lassiter H.S. (Notre Dame)
9	Avery Boyd	WR	5	T.K. Chimedza	DL	6-3	335	r-Jr.	Dacula, Ga./IMG Academy, Fla.
20	LaMiles Brooks	DB	6	Dylan McDuffie	RB	6-0	217	r-Jr.	Buffalo, N.Y./Sweet Home H.S. (Buffalo)
15	Sirad Bryant	DB	6	Keion White	DL	6-5	286	r-Sr.	Garner, N.C./Garner H.S. (Old Dominion)
53	Lucas Buffkin	LB	7	Malachi Carter	WR	6-3	192	Sr.	Lawrenceville, Ga./Mountain View H.S.
31	Christian Burkhalter	DL	7	Zamari Walton	DB	6-3	185	r-Jr.	Melbourne, Fla./Melbourne Central Catholic H.S.
49	Grey Carroll	DL	*7	Bryce Gowdy	WR	6-3	210	---	Deerfield Beach, Fla./Deerfield Beach H.S.
7	Malachi Carter	WR	8	Nate McCollum	WR	5-11	184	So.	McDonough, Ga./Dutchtown H.S.
5	T.K. Chimedza	DL	8	Makius Scott	DL	6-4	295	So.	Gainesville, Ga./Gainesville H.S. (South Carolina)
43	Noah Collins	DL	9	Avery Boyd	WR	6-2	230	So.	Tallahassee, Fla./Godby H.S.
48	Trent Davis	WR	9	Kyle Kennard	DL	6-5	240	So.	Atlanta, Ga./Riverwood H.S.
99	D'Quan Douse	DL	10	Taylor McCawley	LB	6-0	222	r-So.	Sharpsburg, Ga./East Coweta H.S.
22	Kaleb Edwards	DB	10	Jeff Sims	QB	6-4	219	So.	Jacksonville, Fla./Sandalwood H.S.
44	Kyle Efford	LB	11	Kevin Harris	DL	6-4	241	r-So.	Loganville, Ga./Grayson H.S. (Alabama)
2	Ayinde Eley	LB	11	Ryan King	WR	6-3	214	So.	Loganville, Ga./Grayson H.S.
23	Jamie Felix	RB	12	Malik Rutherford	WR	5-9	155	r-Fr.	Miami, Fla./Champagnat Catholic School
72	Weston Franklin	OL	12	Aidan Semo	ATH	6-3	204	Fr.	Tiger, Ga./Rabun Gap H.S.
34	Khatavian Franks	LB	13	D.J. Moore	WR	6-1	187	Fr.	Loganville, Ga./Archer H.S.
46	Henry Freer	LS	13	Eric Reed Jr.	DB	6-0	196	r-Fr.	Shreveport, La./Calvary Baptist Academy (Auburn)
67	Joe Fusile	OL	14	Jaylon King	DB	6-1	192	r-Jr.	La Vergne, Tenn./Ensworth H.S.
23	Khari Gee	DB	14	Zach Pyron	QB	6-3	213	Fr.	Pinson, Ala./Pinson Valley H.S.
74	Tyler Gibson	OL	15	Sirad Bryant	DB	6-2	208	r-Fr.	Cordele, Ga./Crisp County H.S.
15	Zach Gibson	QB	15	Zach Gibson	QB	6-3	211	r-So.	Alpharetta, Ga./Johns Creek H.S. (Akron)
33	Daylon Gordon	RB	16	Brody Rhodes	ATH	6-1	191	r-Fr.	Canton, Ga./Creekview H.S.
*7	Bryce Gowdy	WR	16	K.J. Wallace	DB	5-11	184	r-So.	Atlanta, Ga./Lovett School (Notre Dame)
76	Wing Green	OL	17	Taisun Phommachanh	QB	6-3	208	r-So.	Bridgeport, Conn./Avon Old Farms Prep (Clemson)
3	Hassan Hall	RB	18	Peje' Harris	TE	6-3	226	r-Jr.	Newnan, Ga./Newnan H.S.
11	Kevin Harris	DL	18	Ahmari Harvey	DB	6-0	174	r-Fr.	Tallahassee, Fla./Florida State Univ. School (Auburn)
18	Peje' Harris	TE	20	LaMiles Brooks	DB	6-2	192	So.	Jacksonville, Fla./Trinity Christian Academy
18	Ahmari Harvey	DB	20	Antonio Martin Jr.	RB	5-11	221	Fr.	Atlanta, Ga./Langston Hughes H.S.
31	Jamal Haynes	WR	21	Jalen Huff	DB	6-0	180	So.	Athens, Ga./Buford H.S.
42	Ben Hollerbach	DB	22	Kaleb Edwards	DB	6-0	222	So.	Dacula, Ga./Dacula H.S.
21	Jalen Huff	DB	22	Juju Lewis	WR	6-2	213	Fr.	Davie, Fla./Western H.S.
0	E.J. Jenkins	WR	23	Jamie Felix	RB	5-10	204	Fr.	Kingland, Ga./Camden County H.S.
24	Kenan Johnson	DB	23	Khari Gee	DB	6-2	202	r-Fr.	Atlanta, Ga./Woodward Academy (Notre Dame)
30	Tamarri Jones-Cummings	DB	24	Kenan Johnson	DB	6-1	180	r-So.	Minneola, Fla./Lake Minneola H.S.
87	Jude Kelley	PK	25	Kenny Bennett	DB	6-3	194	r-Sr.	Philadelphia, Pa./Academy at Palumbo (Maryland)
9	Kyle Kennard	DL	25	James BlackStrain	WR	6-2	188	r-Fr.	Cocoa, Fla./Holy Trinity Episcopal Academy
14	Jaylon King	DB	26	Rodney Shelley	DB	5-11	165	Fr.	Fairburn, Ga./Langston Hughes H.S.
11	Ryan King	WR	27	Josh Robinson	DL	6-6	259	So.	Douglasville, Ga./Douglas County H.S.
62	Cade Kootsouradis	OL	28	Jaylin Marshall	DB	6-3	196	Fr.	Fort Lauderdale, Fla./Western H.S.
79	William Lay III	OL	29	Clayton Powell-Lee	DB	6-2	175	Fr.	Atlanta, Ga./Westlake H.S.
75	Jakiah Leftwich	OL	30	Tamarri Jones-Cummings	DB	6-2	197	r-Fr.	Fort Lauderdale, Fla./Nova Southeastern Univ. School
2	Dylan Leonard	TE	31	Christian Burkhalter	DL	6-4	236	r-Fr.	Mobile, Ala./Spanish Fort H.S. (UCLA)
22	Juju Lewis	WR	31	Jamal Haynes	WR	5-9	180	r-Fr.	Loganville, Ga./Grayson H.S.
55	Horace Lockett	DL	32	Sylvain Yondjouen	DL	6-4	257	Jr.	Ruisbroek, Belgium/Don Bosco School
52	Cade Long	LS	33	Daylon Gordon	RB	5-9	185	r-Fr.	Eastman, Ga./Dodge County H.S.
38	Connor Mack	DB	33	Tyson Meiguez	LB	6-2	216	r-Fr.	Fairburn, Ga./Creekside H.S.
28	Jaylin Marshall	DB	34	Khatavian Franks	LB	6-2	213	r-Fr.	Fairburn, Ga./Creekside H.S.
20	Antonio Martin Jr.	RB	36	Alexander Parker	DB	5-6	180	r-So.	Atlanta, Ga./Colleyville (Texas) Heritage H.S. (Baylor)
61	Michael Maye	OL	37	Harrison Peyton	LB	6-1	202	Fr.	Suwanee, Ga./Lambert H.S.
10	Taylor McCawley	LB	38	Connor Mack	DB	5-10	179	r-Fr.	Covington, Ga./Newton H.S.
8	Nate McCollum	WR	39	Tyler Rowe	DB	5-8	175	Fr.	Loganville, Ga./Grayson H.S.
91	Jalen McDonald	DL	39	Englan Williams	RB	5-9	191	r-Fr.	Roswell, Ga./Blessed Trinity Catholic H.S.
6	Dylan McDuffie	RB	40	Trenilyas Tatum	LB	6-2	216	So.	Riverdale, Ga./Mount Zion H.S.
33	Tyson Meiguez	LB	42	Ben Hollerbach	DB	5-10	174	Fr.	Savannah, Ga./Benedictine Military School
56	K.J. Miles	DL	43	Noah Collins	DL	6-5	243	So.	Loganville, Ga./Grayson H.S.

2022 ROSTERS

NO.	NAME	POS.	HT.	WT.	CLASS	HOMETOWN/HIGH SCHOOL (PREVIOUS COLLEGE)
43	David Shanahan	P	6-2	201	So.	Castleisland, Co. Kerry, Ireland/St. Patrick's Sec. School
44	Kyle Eford	LB	6-2	230	Fr.	Dacula, Ga./Dacula H.S.
46	Henry Freer	LS	6-0	224	r-Fr.	College Park, Ga./Woodward Academy
46	Tyler Morehead	LB	5-10	226	r-Fr.	Homerville, Ga./Clinch County H.S.
47	Anthony Minella	TE	6-2	246	r-Fr.	Milton, Ga./Milton H.S.
48	Trent Davis	WR	5-11	167	r-Fr.	Douglas, Ga./Coffee H.S.
49	Grey Carroll	DL	6-3	255	r-Fr.	Alcoa, Tenn./Alcoa H.S.
52	R.J. Adams	OL	6-3	329	r-Fr.	Woodbridge, Va./Woodbridge Senior H.S. (Kentucky)
52	Cade Long	LS	6-0	231	r-Jr.	Hixson, Tenn./Baylor School
53	Lucas Buffkin	LB	5-8	210	r-Fr.	Tyrone, Ga./Sandy Creek H.S.
54	Jordan Williams	OL	6-6	312	So.	Gainesville, Ga./Gainesville H.S.
55	Corey Robinson II	OL	6-5	294	r-Fr.	Roswell, Ga./Roswell H.S. (Kansas)
55	Horace Lockett	DL	6-6	337	Fr.	Atlanta, Ga./Westlake H.S.
56	K.J. Miles	DL	6-4	280	Fr.	Orange, N.J./St. Peter's Prep
57	Paul Tchio	OL	6-5	314	So.	Milton, Ga./Milton H.S. (Clemson)
58	Brandon Best	OL	6-4	311	Fr.	Tucker, Ga./Milton H.S.
59	Will Scissum	OL	6-2	306	r-So.	Marietta, Ga./The Walker School
60	Paula Vaipulu	OL	6-3	300	So.	Channelview, Texas/Channelview H.S.
61	Michael Maye	OL	6-3	315	r-Jr.	Hoover, Ala./Hoover H.S.
62	Cade Kootsouradis	OL	6-4	316	r-Fr.	Crestview, Fla./Crestview H.S.
64	Ryan Purves	OL	6-3	293	Fr.	Marietta, Ga./Walton H.S.
67	Joe Fusile	OL	6-6	316	r-Fr.	Richmond Hill, Ga./Richmond Hill H.S.
70	Bobby Mooney	OL	6-7	331	Fr.	Long Beach, Calif./Woodrow Wilson H.S.
71	Pierce Quick	OL	6-5	291	r-So.	Trussville, Ala./Hewitt-Trussville H.S. (Alabama)
72	Weston Franklin	OL	6-4	305	So.	Jesup, Ga./Wayne County H.S.
74	Tyler Gibson	OL	6-5	301	Fr.	Alpharetta, Ga./Johns Creek H.S.
75	Jakiah Leftwich	OL	6-6	311	r-Fr.	Atlanta, Ga./Westlake H.S.
76	Wing Green	OL	6-7	301	r-Fr.	Leesburg, Ga./Lee County H.S.
79	William Lay III	OL	6-2	308	r-Sr.	Bowersville, Ga./Hart County H.S.
81	Luke Benson	TE	6-4	236	Jr.	Chalfont, Pa./Central Bucks West H.S. (Syracuse)
82	Josh Sexton	WR	5-10	171	r-Fr.	Cumming, Ga./North Forsyth H.S.
83	Stone Bonner	TE	6-4	220	Fr.	Snelville, Ga./Brookwood H.S.
84	Chris Miller	TE	6-4	244	r-So.	Atlanta, Ga./St. Pius X H.S.
85	Billy Ward	TE	6-4	246	So.	Locust Grove, Ga./Locust Grove H.S.
87	Jude Kelley	PK	6-1	174	r-Fr.	Acworth, Ga./Allatoona H.S.
87	Ben Wilhelm	TE	6-5	263	r-So.	Thomasville, Ga./Thomas County Central H.S.
88	Zeek Biggers	DL	6-6	341	So.	Salisbury, N.C./West Rowan H.S.
88	Gavin Stewart	PK	5-11	181	So.	Savannah, Ga./Benedictine Military Academy
89	Ben Postma	TE	6-4	247	r-Fr.	Cypress, Texas/Cypress Ranch H.S.
91	Jalen McDonald	DL	6-1	220	Fr.	Fayetteville, N.C./Pine Forest H.S.
92	Ty Thompson	DL	5-11	224	Fr.	Acworth, Ga./Allatoona H.S.
93	Aidan Birr	PK	6-1	190	Fr.	Kennedale, Texas/Kennedale H.S.
93	Jaaymen Rochell	DL	6-4	290	Fr.	Duluth, Ga./North Gwinnett H.S.
94	Chase Sippola	DL	5-10	259	r-Fr.	Carrollton, Ga./Carrollton H.S. (U.S. Coast Guard Acad.)
95	Jason Moore	DL	6-2	291	r-Fr.	Hampton, Ga./Dutchtown H.S.
97	Akelo Stone	DL	6-2	280	r-Fr.	Savannah, Ga./Jenkins H.S.
99	D'Quan Douse	DL	6-2	282	r-So.	Savannah, Ga./Calvary Day School

* in memoriam; died Dec. 31, 2019

NO.	NAME	POS.
84	Chris Miller	TE
47	Anthony Minella	TE
70	Bobby Mooney	OL
13	D.J. Moore	WR
95	Jason Moore	DL
46	Tyler Morehead	LB
36	Alexander Parker	WR
37	Harrison Peyton	LB
17	Taisun Phommachanh	QB
89	Ben Postma	TE
29	Clayton Powell-Lee	DB
64	Ryan Purves	OL
14	Zach Pyron	QB
71	Pierce Quick	OL
13	Eric Reed Jr.	DB
16	Brody Rhodes	ATH
55	Corey Robinson II	OL
27	Josh Robinson	DL
93	Jaaymen Rochell	DL
39	Tyler Rowe	DB
12	Malik Rutherford	WR
59	Will Scissum	OL
8	Makius Scott	DL
12	Aidan Semo	ATH
82	Josh Sexton	WR
43	David Shanahan	P
26	Rodney Shelley	DB
10	Jeff Sims	QB
0	Myles Sims	DB
94	Chase Sippola	DL
4	Dontae Smith	RB
88	Gavin Stewart	PK
97	Akelo Stone	DL
40	Treniyas Tatum	LB
57	Paul Tchio	OL
1	Charlie Thomas	LB
92	Ty Thompson	DL
60	Paula Vaipulu	OL
16	K.J. Wallace	DB
7	Zamari Walton	DB
85	Billy Ward	TE
3	Kenyatta Watson II	DB
6	Keion White	DL
87	Ben Wilhelm	TE
39	Englan Williams	RB
54	Jordan Williams	OL
32	Sylvain Yondjouen	DL

* in memoriam; died Dec. 31, 2019

COACHING AND SUPPORT STAFF

Interim Head Coach: Brent Key (Georgia Tech, 2001)
Asst. Head Coach (Defense)/Def. Run Game Coord.: David Turner (Davidson, 1985)
Offensive Coordinator/Tight Ends: Chip Long (North Alabama, 2005)
Defensive Coordinator: Andrew Thacker (Furman, 2007)
Special Teams Coordinator/Linebackers: Jason Semore (Adams State, 2005)
Defensive Pass Game Coord./DBs: Travares Tillman (Georgia Tech, 2010)
Wide Receivers: Del Alexander (Southern California, 1995)
Running Backs: Donald Hill-Eley (Virginia Union, 1991)
Defensive Line: Larry Knight (Central Michigan, 2010)
Quarterbacks: Chris Weinke (Florida State, 2000)
Assistant Coach: J.B. Hall, Jr. (Adams State, 2013)
Head FB Strength and Conditioning Coach: Lewis Caralla (Defiance, 2008)
Asst. FB Strength and Conditioning Coach: Karson Block (Washington State, 2020)
Asst. FB Strength and Conditioning Coach: Sean Boyle (Temple, 2012)
Asst. FB Strength and Conditioning Coach: Thomas Gordon (Michigan, 2013)
Asst. FB Strength and Conditioning Coach: Chad Smith (Chattanooga, 2006)
Director of Player Development: Anthony Parker (Tennessee, 2008)
Director of Football Operations: Scott Wallace (California (Pa.), 2011)
Assistant Director of Football Operations: Jon Blake (Arkansas, 2015)
Football Research and Analytics Coordinator: Pat Boyle (Temple, 2012)

Special Assistant to the Head Coach (Offense): Jim Chaney (Central Missouri, 1985)
Quality Control Specialist/Offense: Will Glover (Clayton State, 2009)
Quality Control Specialist/Defense: Tyler Almond (Sacramento State, 2009)
Graduate Assistant Coach: Nathan Brock (Ohio State, 2020)
Graduate Assistant Coach: Alec Brown (Auburn, 2017)
Graduate Assistant Coach: Tommy Gerhard (Wittenberg, 2019)
Graduate Assistant Coach: Kenny Lucky (Ohio, 2017)
Director of Scouting and Pro Liaison: Kenyatta Watson (Boston College, 1996)
Director of Player Personnel: Thomas Guerry (Mississippi State, 2008)
Director on On-Campus Recruiting: Kyler Glover (South Carolina, 2019)
Assoc. Director of Player Personnel: Brooks Barneau (Clemson, 2020)
Social Media Specialist: Katie Meyers (UCLA, 2015)
Graphics Specialist: Zach Branham
Head Football Athletic Trainer: Mark Smith (SUNY Brockport, 2010)
Assistant Football Athletic Trainer: Patrick Driscoll (Salisbury, 2016)
Assistant Equipment Manager: Punt Windham (Georgia Tech, 1994)
Assistant Equipment Manager: Kane Ivers-Osthus (Florida, 2016)
Assistant A.D./Video Operations: Todd McCarthy (VCU, 1992)
Assistant Football Video Coordinator: Glenn Ingram (Georgia Southern, 2020)



RECORD BREAKDOWN

Current Streak	Lost 1
Current Home Streak	Lost 2
Current Road Streak	Won 1
Current Neutral Streak	Lost 2
Last Win	28-27 at Virginia Tech (11/5/22)
Last Home Win	23-20 vs. Duke (ot) (10/8/22)
Last Home Loss	35-14 vs. Miami (Fla.) (11/12/22)
Last Win Away From Home	28-27 at Virginia Tech (11/5/22)
Last True Road Win	28-27 at Virginia Tech (11/5/22)
Last Loss Away from Home	41-16 at Florida State (10/29/22)
Last True Road Loss	41-16 at Florida State (10/29/22)

2022

Overall	4-6
Playing at home	2-4
Playing on the road	2-2
Playing at a neutral site	0-0
In bowl games	0-0
In overtime	1-0
More than 7 days to prepare	0-3
In August	N/A
In September	1-3
In October	2-2
In November	1-1
In December	0-0
In January	0-0
Outrushing opponent	4-0
When rushing for 300 yards	0-0
When rushing for 400 yards	0-0
When rushing for 500 yards	0-0
When rushing for 600 yards	0-0
Outrushed by opponent	0-6
When allowing 300 yards rushing	0-1
Rushing yards the same	0-0
Outpassing opponent	2-2
When passing for 300 yards	0-1
Outpassed by opponent	2-4
When allowing 300 yards passing	1-1
When allowing 400 yards passing	0-0
More total offense than opponent	2-2
When having 400+ total offense	2-1
When having 500+ total offense	0-0
When having 600+ total offense	0-0
Less total offense than opponent	2-4
When allowing 400+ total offense	1-2
When allowing 500+ total offense	0-2
Committing fewer turnovers	4-3
Committing more turnovers	0-1
Turnovers are even	0-2
< 30:00 of time of possession	1-1
> 30:00 of time of possession	3-5
Scoring first	3-2
Opponent scores first	1-4
Leading after the 1st quarter	3-0
Trailing after the 1st quarter	0-6
Tied after the 1st quarter	1-0
Leading at halftime	2-0
Trailing at halftime	2-6
Tied at halftime	0-0
Leading after the 3rd quarter	3-0
Trailing after the 3rd quarter	1-6
Tied after the 3rd quarter	0-0
Scoring 0-10 points	0-3
Scoring 11-20 points	0-2
Scoring 21-30 points	3-0
Scoring 31-40 points	1-0
Scoring 41-plus points	0-0
Opponent scores 0-10 points	0-0
Opponent scores 11-20 points	1-1
Opponent scores 21-30 points	3-1
Opponent scores 31-40 points	0-1
Opponent scores 41-plus points	0-3

GAMES PLAYED AND STARTS

CAREER GAMES

NAME	'18	'19	'20	'21	'22	TOT.	CONS.
M. Carter	13	12	10	12	9	56	4
C. Thomas	10	12	10	12	10	54	44
Z. Walton	4	12	10	10	10	46	19
J. King	3	12	9	11	5	40	-
Don. Smith	-	8	10	12	10	40	33
M. Sims	-	10	8	11	10	39	21
P. Harris	-	10	9	12	7	38	4
D. Leonard	-	12	7	11	7	37	1
S. Yondjouen	-	11	3	12	10	36	22
C. Long	-	12	10	11	2	35	-
K. Johnson	-	4	9	10	10	33	11
T.K. Chimedza	4	12	-	8	8	32	4
W. Lay III	-	10	3	10	8	31	8
J. Williams	-	-	10	11	10	31	14
D. Allen	-	-	9	10	10	29	11
D. Douse	-	-	9	10	10	29	18
B. Ward	-	-	7	12	10	29	22
K. Kennard	-	-	6	12	10	28	27
N. McCollum	-	-	6	12	10	28	27
G. Stewart	-	-	8	12	8	28	6
L. Brooks	-	-	4	12	10	26	22
J. Sims	-	-	10	7	7	24	-
T. McCawley	-	3	7	4	10	24	10
A. Eley	-	-	-	12	10	22	22
D. Shanahan	-	-	-	12	10	22	22
R. King	-	-	2	11	9	22	5
M. Maye	-	10	2	5	4	21	3
M. Scott	-	-	-	11	10	21	10
J. Robinson	-	-	-	10	10	20	11
T. Tatum	-	-	-	10	10	20	10
Z. Biggers	-	-	-	9	10	19	10
K. Harris	-	-	-	12	7	19	-
A. Stone	-	-	6	3	10	19	10
P. Vaipulu	-	-	1	8	9	18	1
K. Edwards	-	-	-	10	7	17	4
N. Collins	-	-	-	7	9	16	-
K. Watson	-	-	-	6	9	15	-
W. Franklin	-	-	-	5	10	15	11
J. Meiguez	-	-	7	-	8	15	8
K. White	-	-	-	4	10	14	14
J. Kelley	-	-	5	4	4	13	-
M. Rutherford	-	-	-	3	10	13	10
H. Freer	-	-	-	4	8	12	3
A. Boyd	-	-	2	6	3	11	-
C. Miller	-	-	7	4	-	11	-
K. Gee	-	-	-	-	10	10	10
H. Hall	-	-	-	-	10	10	10
E.J. Jenkins	-	-	-	-	10	10	10
C. Powell-Lee	-	-	-	-	10	10	10
C. Robinson II	-	-	-	-	10	10	10
K.J. Wallace	-	-	-	-	10	10	10
L. Benson	-	-	-	-	9	9	3
Ja. Huff	-	-	3	6	-	9	-
D. McDuffie	-	-	-	-	9	9	-
J. Fusile	-	-	-	-	8	8	-
A. Harvey	-	-	-	-	8	8	5
R. Shelley	-	-	-	-	8	8	4
J. Moore	-	-	-	-	7	7	2
D. Gordon	-	-	-	-	7	7	4
K. Bennett	-	-	-	-	6	6	-
J. Haynes	-	-	-	2	4	6	-
G. Carroll	-	-	-	-	5	5	-
L. Blackburn	-	-	-	-	5	5	5
J. Felix	-	-	-	-	4	4	2
Z. Gibson	-	-	-	-	4	3	1
Z. Pyron	-	-	-	-	3	3	3
B. Best	-	-	-	-	2	2	1
T. Gibson	-	-	-	-	2	2	2
W. Scissum	-	-	-	1	-	1	-

CAREER STARTS

NAME	'18	'19	'20	'21	'22	TOT.	CONS.
M. Carter	-	11	10	12	8	41	4
Z. Walton	-	11	10	6	10	37	15
C. Thomas	6	5	2	8	8	30	5
J. Williams	-	-	9	9	10	28	14
J. Sims	-	-	10	6	7	23	-
A. Eley	-	-	-	11	10	21	11
D. Leonard	-	-	2	10	6	18	1
K. Kennard	-	-	3	2	8	13	5
M. Sims	-	-	2	3	10	15	12
W. Lay III	-	8	-	5	-	13	-
T.K. Chimedza	-	9	-	3	-	12	-
D. Douse	-	-	2	-	10	12	10
K. White	-	-	-	1	10	11	10
W. Franklin	-	-	-	-	10	10	10
C. Robinson II	-	-	-	-	10	10	10
M. Scott	-	-	-	-	10	10	10
E.J. Jenkins	-	-	-	-	9	9	-
N. McCollum	-	-	-	1	8	9	7
J. Fusile	-	-	-	-	8	8	-
P. Harris	-	1	2	1	4	8	-
L. Brooks	-	-	-	-	8	8	8
K.J. Wallace	-	-	-	-	8	8	5
J. King	-	-	-	3	4	7	-
H. Hall	-	-	-	-	6	6	6
P. Quick	-	-	-	-	6	6	1
S. Yondjouen	-	2	2	-	1	5	-
C. Powell-Lee	-	-	-	-	4	4	1
D. Smith	-	-	-	2	2	4	-
T. Tatum	-	-	-	1	3	4	-
L. Benson	-	-	-	-	4	4	-
K. Johnson	-	-	3	-	-	3	-
P. Vaipulu	-	-	-	-	3	3	-
D. Allen	-	-	-	-	2	2	-
K. Gee	-	-	-	-	2	2	1
D. McDuffie	-	-	-	-	2	2	-
J. Leftwich	-	-	-	-	2	2	2
Z. Pyron	-	-	-	-	2	2	2
J. Robinson	-	-	-	2	-	2	-
J. BlackStrain	-	-	-	-	1	1	-
N. Collins	-	-	-	-	1	1	-
R. King	-	-	-	1	-	1	-
A. Stone	-	-	1	-	-	1	-
B. Ward	-	-	1	-	-	1	-
Z. Gibson	-	-	-	-	1	1	1
L. Blackburn	-	-	-	-	1	1	1

CAREER HIGHS

DERRIK ALLEN

Tackles: 8 tackles vs. No. 4 Clemson (Sept. 5, 2022)
Solo Tackles: 5 vs. No. 4 Clemson (Sept. 5, 2022)
Interception: 1 vs. Western Carolina (Sept. 10, 2022)
Pass Breakups: 1 at No. 24 Pitt (Oct. 1, 2022)

KENNY BENNETT

Tackles: 3 at No. 24 Pitt (Oct. 1, 2022)
Solo Tackles: 2 at No. 24 Pitt (Oct. 1, 2022)
Pass Breakups: 1 at No. 24 Pitt (Oct. 1, 2022)

LUKE BENSON

Receptions: 2, 3x - last at Virginia Tech (Nov. 5, 2022)
Receiving Yards: 19, twice - last vs. No. 20/17 Ole Miss (Sept. 17, 2022)
Longest Reception: 19 vs. Western Carolina (Sept. 10, 2022)

ZEKE BIGGERS

Tackles: 6 vs. No. 20/17 Ole Miss (Sept. 17, 2022)
Solo Tackles: 2, twice - last vs. No. 20/17 Ole Miss (Sept. 17, 2022)
Tackles for Loss: 1.0 vs. No. 20/17 Ole Miss (Sept. 17, 2022)
Blocked Kicks: 1 vs. Virginia (Oct. 20, 2022)

LEO BLACKBURN

Receptions: 3 vs. Duke (Oct. 8, 2022)
Receiving Yards: 49 vs. Duke (Oct. 8, 2022)
Longest Reception: 37 vs. Duke (Oct. 8, 2022)
Receiving TDs: 1 vs. Duke (Oct. 8, 2022)

LAMILES BROOKS

Tackles: 9 vs. Virginia (Oct. 20, 2022)
Solo Tackles: 5 vs. Virginia (Oct. 20, 2022)
Interceptions: 1, twice - last vs. Virginia (Oct. 20, 2022)
Long. Interception Return: 37 vs. Virginia (Oct. 20, 2022)
Touchdowns: 1 vs. Virginia (Oct. 20, 2022)
Pass Breakups: 2, twice - last vs. Virginia (Oct. 20, 2022)
Fumbles Recovered: vs. Virginia (Oct. 20, 2022)

SIRAD BRYANT

Tackles: 2 vs. Miami (Nov. 12, 2022)
Solo Tackles: 1, 3x - last vs. Miami (Nov. 12, 2022)

MALACHI CARTER

Receptions: 7 at Miami (Nov. 6, 2021)
Receiving Yards: 92 vs. Northern Illinois (Sept. 4, 2021)
Receiving TDs: 1, 6x - last at UCF (Sept. 24, 2022)
Longest Reception: 59 at UCF (Sept. 24, 2022)
Rushing Attempts: 1 vs. No. 4 Clemson (Sept. 5, 2022)

T.K. CHIMEDZA

Tackles: 6, twice - last vs. NC State (Nov. 21, 2019)
Solo Tackles: 5 vs. NC State (Nov. 21, 2019)
Tackles for Loss: 1.0, twice - last vs. Kennesaw State (Sept. 11, 2021)
Sacks: 1.0, twice - last vs. Kennesaw State (Sept. 11, 2021)
Fumbles Recovered: 1 vs. South Florida (Sept. 7, 2019)

NOAH COLLINS

Tackles: 4, twice - last vs. Western Carolina (Sept. 10, 2022)
Solo Tackles: 3 vs. No. 4 Clemson (Sept. 5, 2022)
Tackles for Loss: 2.0 vs. No. 20/17 Ole Miss (Sept. 17, 2022)
Blocked Kicks: 1 vs. No. 20/17 Ole Miss (Sept. 17, 2022)
Fumbles Recovered: 1, twice - last at Virginia Tech (Nov. 5, 2022)

D'QUAN DOUSE

Tackles: 7 at Virginia Tech (Nov. 5, 2022)
Tackles for Loss: 2.5 at Virginia Tech (Nov. 5, 2022)
Sacks: 2.5 at Virginia Tech (Nov. 5, 2022)
Fumbles Forced: 1 at Virginia Tech (Nov. 5, 2022)
Blocked Kicks: 1, twice - last at Virginia Tech (Nov. 5, 2022)

KALEB EDWARDS

Tackles: 3, 4x - last vs. Virginia (Oct. 20, 2022)
Solo Tackles: 3 at Duke (Oct. 9, 2021)
Tackles for Loss: 1.0 vs. Virginia (Oct. 20, 2022)
Fumbles Forced: 1 vs. Virginia (Oct. 20, 2022)

AYINDE ELEY

Tackles: 16 vs. Virginia Tech (Oct. 30, 2021)
Solo Tackles: 9 vs. Virginia Tech (Oct. 30, 2021)
Tackles for Loss: 3.0 vs. No. 20/17 Ole Miss (Sept. 17, 2022)
Sacks: 1.0, 3x - last at No. 24 Pitt (Oct. 1, 2022)
Fumbles Forced: 1, 3x - at No. 24 Pitt (Oct. 1, 2022)
Fumbles Recovered: 1, twice - last vs. Western Carolina (Sept. 10, 2022)
Pass Breakups: 2 at UCF (Sept. 24, 2022)

JAMIE FELIX

Rushing Attempts: 7 at Virginia Tech (Nov. 5, 2022)
Rushing Yards: 20 at Virginia Tech (Nov. 5, 2022)
Longest Rush: 9 at Virginia Tech (Nov. 5, 2022)
Receptions: 3 vs. Miami (Nov. 12, 2022)
Receiving Yards: 19 vs. Miami (Nov. 12, 2022)
Longest Reception: 14 vs. Miami (Nov. 12, 2022)
Receiving TDs: 1 vs. Miami (Nov. 12, 2022)

KHARI GEE

Tackles: 2 vs. Duke (Oct. 8, 2022)
Solo Tackles: 1 vs. Duke (Oct. 8, 2022)
Tackles for Loss: 0.5, twice - last vs. Duke (Oct. 8, 2022)
Sacks: 0.5 vs. Duke (Oct. 8, 2022)

ZACH GIBSON

Pass Attempts: 26 vs. Virginia (Oct. 20, 2022)
Pass Completions: 12 vs. Miami (Nov. 12, 2022)
Passing Yards: 120 vs. Miami (Nov. 12, 2022)
Longest Pass: 27 vs. Miami (Nov. 12, 2022)
Rushing Attempts: 12 vs. Virginia (Oct. 20, 2022)
Longest Rush: 11 vs. Virginia (Oct. 20, 2022)

DAYLON GORDON

Blocked Kicks: 1 vs. Virginia (Oct. 20, 2022)

HASSAN HALL

Rushing Attempts: 20 at No. 24 Pitt (Oct. 1, 2022)
Rushing Yards: 157 at No. 24 Pitt (Oct. 1, 2022)
Longest Rush: 63 at No. 24 Pitt (Oct. 1, 2022)
Receptions: 5 vs. Miami (Nov. 12, 2022)
Receiving Yards: 40 at UCF (Sept. 24, 2022)
Longest Reception: 16 vs. Virginia (Oct. 20, 2022)

KEVIN HARRIS

Tackles: 1, 4x - last vs. No. 4 Clemson (Sept. 5, 2022)
Solo Tackles: 1, 3x - last vs. No. 4 Clemson (Sept. 5, 2022)

PEJE HARRIS

Receptions: 4 vs. Pitt (Dec. 10, 2020)
Receiving Yards: 48 vs. Pitt (Dec. 10, 2020)
Receiving TDs: 1 at Boston College (Oct. 24, 2020)
Longest Reception: 31 at Boston College (Oct. 24, 2020)

AHMARI HARVEY

Tackles: 1 at Florida State (Oct. 29, 2022)
Solo Tackles: 1 at Florida State (Oct. 29, 2022)
Fumbles Recovered: 1 vs. Virginia (Oct. 20, 2022)

JALEN HUFF

Tackles: 2, twice - last vs. Boston College (Nov. 13, 2021)
Fumbles Forced: 1 vs. Boston College (Nov. 13, 2021)
Fumbles Recovered: 1 vs. Boston College (Nov. 13, 2021)

E.J. JENKINS

Receptions: 3, twice - last at Florida State (Oct. 29, 2022)
Receiving Yards: 66 at Florida State (Oct. 29, 2022)
Longest Reception: 43 at Virginia Tech (Nov. 5, 2022)
Receiving TDs: 1, 3x - last at Florida State (Oct. 29, 2022)

KENAN JOHNSON

Tackles: 5 vs. Western Carolina (Sept. 10, 2022)
Solo Tackles: 4 at NC State (Dec. 5, 2020)
Tackles for Loss: 1.0 at No. 1 Clemson (Aug. 29, 2019)
Fumbles Forced: 1 vs. NC State (Nov. 21, 2019)
Pass Breakups: 1, 3x - last vs. Kennesaw State (Sept. 11, 2021)

JUDE KELLEY

Field Goals Made: 1, twice - last at UCF (Sept. 24, 2022)
Field Goals Attempted: 3 at UCF (Sept. 24, 2022)
Longest Field Goal Made: 45 vs. No. 4 Clemson (Sept. 5, 2022)
Longest Field Goal Attempted: 55 at No. 6 Notre Dame (Nov. 20, 2021)

KYLE KENNARD

Tackles: 5, twice - last at Florida State (Oct. 29, 2022)
Solo Tackles: 4, twice - last at Florida State (Oct. 29, 2022)
Tackles for Loss: 3.0 vs. No. 20 UNC (Sept. 25, 2021)
Sacks: 2.0 vs. No. 20 UNC (Sept. 25, 2021)

JAYLON KING

Tackles: 8 at UCF (Sept. 24, 2022)
Solo Tackles: 6 vs. No. 4 Georgia (Nov. 30, 2019)
Tackles for Loss: 1.0, 3x - last at No. 6 Clemson (Sept. 18, 2021)
Fumbles Forced: 1 at No. 24 Pitt (Oct. 1, 2022)
Fumbles Recovered: 1 at Miami (Nov. 6, 2021)
Pass Breakups: 1 vs. No. 4 Georgia (Nov. 30, 2019)
Interceptions: 1 vs. No. 20/17 Ole Miss (Sept. 17, 2022)

RYAN KING

Receptions: 3 vs. Duke (Oct. 8, 2022)
Receiving Yards: 29 vs. Duke (Oct. 8, 2022)
Longest Reception: 25 vs. Duke (Oct. 8, 2022)

DEMETRIUS KNIGHT II

Tackles: 6, twice - last vs. No. 4 Clemson (Sept. 5, 2022)
Solo Tackles: 3 vs. No. 4 Clemson (Sept. 5, 2022)
Tackles for Loss: 1.0, 3x - last vs. No. 14 UCF (Sept. 19, 2020)
Sacks: 1.0 at Miami (Oct. 19, 2019)
Fumbles Forced: 1, twice - last vs. No. 14 UCF (Sept. 19, 2020)
Fumbles Recovered: 1 vs. No. 20 UNC (Sept. 25, 2021)
Pass Breakups: 1, twice - last at Duke (Oct. 12, 2019)

DYLAN LEONARD

Receptions: 3, 3x - last at Florida State (Oct. 29, 2022)
Receiving Yards: 43 vs. No. 1 Georgia (Nov. 27, 2021)
Longest Reception: 40 vs. No. 1 Georgia (Nov. 27, 2021)

TAYLOR McCRAWLEY

Tackles: 2 vs. Western Carolina (Sept. 10, 2022)
Solo Tackles: 1 vs. Western Carolina (Sept. 10, 2022)

NATE McCOLLUM

Rush Attempts: 2, twice - last at UCF (Sept. 24, 2022)
Rushing Yards: 47 vs. Western Carolina (Sept. 10, 2022)
Rushing TDs: 1 vs. Western Carolina (Sept. 10, 2022)
Longest Rush: 40 vs. Western Carolina (Sept. 10, 2022)
Receptions: 8, twice - last vs. Miami (Nov. 12, 2022)
Receiving Yards: 103 at Virginia Tech (Nov. 5, 2022)
Receiving TDs: 1, 4x - last vs. Miami (Nov. 12, 2022)
Longest Reception: 56 at Virginia Tech (Nov. 5, 2022)

DYLAN McDUFFIE

Rush Attempts: 8 vs. Western Carolina (Sept. 10, 2022)
Rushing Yards: 25 vs. Western Carolina (Sept. 10, 2022)
Rushing TDs: 1 vs. Western Carolina (Sept. 10, 2022)
Receptions: 3 vs. No. 4 Clemson (Sept. 5, 2022)
Receiving Yards: 19 vs. No. 4 Clemson (Sept. 5, 2022)
Longest Reception: 8 vs. No. 4 Clemson (Sept. 5, 2022)

JASON MOORE

Tackles: 2, twice - last vs. Miami (Nov. 12, 2022)
Solo Tackles: 1, 3x - last vs. Miami (Nov. 12, 2022)
Tackles for Loss: 1.0 vs. Western Carolina (Sept. 10, 2022)
Sacks: 1.0 vs. Western Carolina (Sept. 10, 2022)
Fumbles Forced: 1 at Florida State (Oct. 29, 2022)

KALANI NORRIS

Receptions: 2, twice - last vs. Boston College (Nov. 13, 2021)
Receiving Yards: 37 at Virginia (Oct. 23, 2021)
Receiving TDs: 1, twice - last at Virginia (Oct. 23, 2021)
Longest Reception: 37 at Virginia (Oct. 23, 2021)

CLAYTON POWELL-LEE

Tackles: 14 at Florida State (Oct. 29, 2022)
Solo Tackles: 7 at Florida State (Oct. 29, 2022)
Fumbles Recovered: 1, twice - last at Virginia Tech (Nov. 5, 2022)
Interceptions: 1 at Virginia Tech (Nov. 5, 2022)

ZACH PYRON

Rushing Attempts: 17 at Virginia Tech (Nov. 5, 2022)
Rushing Yards: 66, twice - last vs. Miami (Nov. 12, 2022)
Longest Rush: 19 vs. Miami (Nov. 12, 2022)
Rushing TDs: 1, 3x - last vs. Miami (Nov. 12, 2022)
Passing Attempts: 32 at Virginia Tech (Nov. 5, 2022)
Passing Completions: 19 at Virginia Tech (Nov. 5, 2022)
Passing Yards: 253 at Virginia Tech (Nov. 5, 2022)
Longest Pass: 56 at Virginia Tech (Nov. 5, 2022)
Passing TDs: 1, 3x - last vs. Miami (Nov. 12, 2022)

JOSH ROBINSON

Tackles: 2, twice - last at Virginia Tech (Nov. 5, 2022)
Solo Tackles: 2 at Virginia Tech (Nov. 5, 2022)
Tackles for Loss: 1.0, twice - vs. No. 20/17 Ole Miss (Sept. 17, 2022)

CAREER HIGHS

MALIK RUTHERFORD

Receptions: 5 vs. Pitt (Oct. 2, 2021)
Receiving Yards: 62 vs. Pitt (Oct. 2, 2021)
Longest Reception: 38 vs. No. 20/17 Ole Miss (Sept. 17, 2022)
Rushing Attempt: 1 vs. Virginia (Oct. 20, 2022)
Rushing Yards: 4 vs. Virginia (Oct. 20, 2022)

MAKIUS SCOTT

Tackles: 4 vs. Miami (Nov. 12, 2022)
Solo Tackles: 1, twice - last at UCF (Sept. 24, 2022)
Tackles for Loss: 0.5, 3x - last vs. Miami (Nov. 12, 2022)
Fumbles Recovered: 1 at Virginia Tech (Nov. 5, 2022)

DAVID SHANAHAH

Punts: 10, twice - last vs. Virginia (Oct. 20, 2022)
Punting Yards: 430 vs. Virginia (Oct. 20, 2022)
Punting Avg.: 52.7 vs. Northern Illinois (Sept. 4, 2021)
Longest Punt: 71 at Duke (Oct. 9, 2021)

RODNEY SHELLEY

Tackles: 2 at Virginia Tech (Nov. 5, 2022)
Solo Tackles: 2 at Virginia Tech (Nov. 5, 2022)

JEFF SIMS

Rushing Attempts: 19 at No. 24 Pitt (Oct. 1, 2022)
Rushing Yards: 128 vs. No. 20 UNC (Sept. 25, 2021)
Rushing TDs: 3 vs. No. 20 UNC (Sept. 25, 2021)
Longest Rush: 50 vs. No. 20 UNC (Sept. 25, 2021)
Pass Attempts: 43 at Virginia (Oct. 23, 2021)
Pass Completions: 26 at Virginia (Oct. 23, 2021)
Passing Yards: 359 vs. Pitt (Oct. 2, 2021)
Passing TDs: 3, twice - last at Duke (Oct. 9, 2021)
Longest Pass: 77 at Duke (Oct. 9, 2021)

MYLES SIMS

Tackles: 7 at No. 6 Notre Dame (Nov. 20, 2021)
Solo Tackles: 5 vs. No. 4 Georgia (Nov. 30, 2019)
Tackles for Loss: 1.0, 3x - last vs. No. 20/17 Ole Miss (Sept. 17, 2022)
Pass Breakups: 2, twice - last vs. Virginia Tech (Oct. 30, 2021)
Fumbles Recovered: 1, twice - last at Miami (Nov. 6, 2021)
Interceptions: 1 vs. Western Carolina (Sept. 10, 2022)

DONTAE SMITH

Rush Attempts: 11, twice - last vs. Western Carolina (Sept. 10, 2022)
Rushing Yards: 102 vs. Western Carolina (Sept. 10, 2022)
Longest Rush: 51 vs. Western Carolina (Sept. 10, 2022)
Rushing TDs: 3 vs. Western Carolina (Sept. 10, 2022)
Receptions: 3, twice - last at Virginia Tech (Nov. 5, 2022)
Receiving Yards: 32 at Florida State (Sept. 12, 2020)
Longest Reception: 20 at Florida State (Sept. 12, 2020)
Kick Returns: 3 vs. North Carolina (Oct. 5, 2019)
Kick Return Yards: 77 vs. North Carolina (Oct. 5, 2019)
Longest Kick Return: 31 vs. North Carolina (Oct. 5, 2019)

GAVIN STEWART

Field Goals Made: 4 at No. 24 Pitt (Oct. 1, 2022)
Field Goals Attempted: 4 at No. 24 Pitt (Oct. 1, 2022)
Longest Field Goal Made: 40 at No. 24 Pitt (Oct. 1, 2022)
Longest Field Goal Attempted: 60 vs. Northern Illinois (Sept. 4, 2021)

AKELO STONE

Tackles: 3 vs. Kennesaw State (Sept. 11, 2021)
Solo Tackles: 3 vs. Kennesaw State (Sept. 11, 2021)
Tackles for Loss: 2.0 vs. Kennesaw State (Sept. 11, 2021)
Sacks: 1.0 vs. Duke (Nov. 28, 2020)

TRENILYUS TATUM

Tackles: 7, twice - last at No. 24 Pitt (Oct. 1, 2022)
Solo Tackles: 5 vs. Boston College (Nov. 13, 2021)
Sacks: 1.0 at Florida State (Oct. 29, 2022)
Tackles for Loss: 1.0, twice - last at Florida State (Oct. 29, 2022)
Fumbles Forced: 1 vs. Virginia (Oct. 20, 2022)

CHARLIE THOMAS

Tackles: 16 at Virginia Tech (Nov. 5, 2022)
Solo Tackles: 10 at Virginia Tech (Nov. 5, 2022)
Sacks: 2.5 vs. No. 20 UNC (Sept. 25, 2021)
Tackles for Loss: 4.5 vs. No. 20 UNC (Sept. 25, 2021)
Interceptions: 2 vs. Kennesaw State (Sept. 11, 2021)
Fumbles Forced: 1, three times - last vs. The Citadel (Sept. 14, 2019)
Fumbles Recovered: 2 at Louisville (Oct. 5, 2018)
Safeties: 1 at Temple (Sept. 28, 2019)
Pass Breakups: 1, 3x - last vs. NC State (Nov. 21, 2019)

K.J. WALLACE

Tackles: 9 at Florida State (Oct. 29, 2022)
Solo Tackles: 6 at Florida State (Oct. 29, 2022)
Tackles for Loss: 1.0, 3x - last vs. Miami (Nov. 12, 2022)
Sacks: 1.0 vs. Miami (Nov. 12, 2022)
Interceptions: 1 vs. Duke (Oct. 8, 2022)

ZAMARI WALTON

Tackles: 8 vs. No. 20/17 Ole Miss (Sept. 17, 2022)
Solo Tackles: 5, 3x - last vs. No. 20/17 Ole Miss (Sept. 17, 2022)
Tackles for Loss: 1.0, twice - last at Miami (Nov. 6, 2021)
Sacks: 1.0 vs. Virginia Tech (Oct. 30, 2021)
Pass Breakups: 2, 2x - last vs. Duke (Oct. 8, 2022)
Interceptions: 1, 3x - last vs. Virginia (Oct. 20, 2022)
Fumbles Recovered: 1 vs. No. 4 Notre Dame (Oct. 31, 2020)

BILLY WARD

Tackles: 2 at No. 6 Notre Dame (Nov. 20, 2021)
Solo Tackles: 1 at No. 6 Notre Dame (Nov. 20, 2021)

KENYATTA WATSON II

Tackles: 5 at Florida State (Oct. 29, 2022)
Solo Tackles: 2 at Florida State (Oct. 29, 2022)

KEION WHITE

Tackles: 7 vs. Virginia (Oct. 20, 2022)
Solo Tackles: 6 vs. Virginia (Oct. 20, 2022)
Tackles for Loss: 2.0, 3x - last vs. Virginia (Oct. 20, 2022)
Sacks: 2.0 vs. No. 4 Clemson (Sept. 5, 2022)

SYLVAIN YONDJOUEN

Tackles: 4, twice - last at UCF (Sept. 24, 2022)
Solo Tackles: 4 at UCF (Sept. 24, 2022)
Tackles for Loss: 1.0, 4x - last at No. 24 Pitt (Oct. 1, 2022)
Sacks: 1.0 at No. 6 Notre Dame (Nov. 20, 2021)
Forced Fumbles: 1 at No. 6 Notre Dame (Nov. 20, 2021)
Pass Breakups: 1 vs. Duke (Oct. 8, 2022)

STARTING LINEUPS, ETC.

OFFENSIVE STARTERS	QB	RB	WR	WR	WR	TE	LT	LG	C	RG	RT
Clemson	Sims	McDuffie	Jenkins	McCollum	Harris*	Benson	Robinson II	Vaipulu	Franklin	Fusile	Williams
Western Carolina	Sims	McDuffie	Jenkins	Carter	Harris*	Benson	Robinson II	Quick	Franklin	Fusile	Williams
Ole Miss	Sims	Smith	Jenkins	Carter	Harris*	Benson	Robinson II	Quick	Franklin	Fusile	Williams
UCF	Sims	Smith	Jenkins	Carter	McCollum	Leonard	Robinson II	Vaipulu	Farnklin	Fusile	Williams
Pitt	Sims	Hall	Jenkins	Carter	McCollum	Leonard	Robinson II	Quick	Franklin	Fusile	Williams
Duke	Sims	Hall	Jenkins	BlackStrain	McCollum	Leonard	Robinson II	Quick	Franklin	Vaipulu	Williams
Virginia	Sims	Hall	Jenkins	Carter	McCollum	Leonard	Robinson II	Quick	Franklin	Fusile	Williams
Florida State	Gibson	Hall	Jenkins	Carter	McCollum	Leonard	Robinson II	Vaipulu	Franklin	Fusile	Williams
Virginia Tech	Pyron	Hall	Jenkins	Carter	McCollum	Benson	Robinson II	Fusile	Franklin	Leftwich	Williams
Miami (Fla.)	Pyron	Hall	Blackburn	Carter	McCollum	Leonard	Robinson II	Quick	Franklin	Leftwich	Williams
North Carolina											
Georgia											

^WR *TE *RB

DEFENSIVE STARTERS	DE	DT	DT	DE	LB (MAC)	LB (MONEY)	SS	FS	NIC	CB	CB
Clemson	White	Douse	Scott	Collins	Eley	Thomas	King	Allen	Wallace	Sims	Walton
Western Carolina	White	Douse	Scott	Kennard	Tatum	Eley	King	Allen	Wallace	Sims	Walton
Ole Miss	White	Douse	Scott	Kennard	Eley	Thomas	King	Brooks	Wallace	Sims	Walton
UCF	White	Douse	Scott	Kennard	Eley	Thomas	King	Brooks	Tatum@	Sims	Walton
Pitt	White	Douse	Scott	Yondjouen	Eley	Thomas	King	Brooks	Gee	Sims	Walton
Duke	White	Douse	Scott	Kennard	Eley	Thomas	Powell-Lee	Brooks	Wallace	Sims	Walton
Virginia	White	Douse	Scott	Kennard	Eley	Thomas	Powell-Lee	Brooks	Wallace	Sims	Walton
Florida State	White	Douse	Scott	Kennard	Eley	Thomas	Powell-Lee	Brooks	Wallace	Sims	Walton
Virginia Tech	White	Douse	Scott	Kennard	Eley	Thomas	Gee	Brooks	Wallace	Sims	Walton
Miami (Fla.)	White	Douse	Scott	Kennard	Eley	Thomas	Powell-Lee	Brooks	Wallace	Sims	Wallace
North Carolina											
Georgia											

(N) = Nickel ^ DL # DE @ LB * Safety

GAME INFORMATION

	TECH CAPTAINS	COIN TOSS	GT KO/REC.	GT 1ST OFF. PLAY	GT 1ST POSSESSION	OPP. 1ST POSSESSION	KICKOFF TIME	GAME LENGTH	GT HELMET	GT JERSEY	GT PANTS
Clemson	Eley, J. Sims, King	CLEM	Rec.	Sims pass INT	INT	Punt	8:05	3:25	Gold	Blue/White	Blue/Gold
Western Carolina	Walton, Carter, White	WCU	Rec.	Sims pass 12 Harris	Punt	TD	7:01	3:07	White	White/Gold	White/Gold
Ole Miss	Thomas, Smith, M. Sims	MISS	KO	Smith rush 6	Punt	TD	3:36	3:08	Gold	Gold/White	White/Gold
UCF	Knight, Leonard, Yondjouen	GT	KO	Smith rush 1	Punt	TD	4:01	3:20	White	White/Gold	White/Gold
Pitt	Eley, McCollum	GT	Rec.	Sims pass INC McCollum	FG	Punt	8:05	3:33	White	White/Gold	Gold/Blue
Duke	Williams, Stewart, Douse	GT	Rec.	Sims pass 15 Leonard	Punt	Punt	4:03	3:27	White	Gold/Blue	White/Gold
Virginia	Lay, Harris, Brooks	UVA	Rec.	Sims pass 5 McCollum	Punt	Fumble	7:35	3:43	Gold	Blue/White	Gold/Blue
Florida State	Thomas, Eley, Walton	FSU	Rec.	Gibson pass 2 Hall	Punt	Downs	12:04	3:22	Gold	White/Gold	Blue/Gold
Virginia Tech	Eley, Carter	VT	Rec.	Pyron sacked 5 yards	Punt	Punt	12:33	3:25	Gold	White/Gold	White/Gold
Miami (Fla.)	Williams, White	GT	KO	Pyron pass INC	Punt	TD	3:33	3:13	White	White/Gold	White/Gold
North Carolina											
Georgia											

* touchdown

TURNOVERS

GEORGIA TECH TAKEAWAYS

NO.	OPP.	QTR	TURNOVER	DEFENDER(S)	LED TO	PTS. OFF
1.	CLEM	2nd	Fumble	Ayinde Eley (F) (R)	Punt	0
2.	WCU	2nd	Interception	Derrick Allen	TD	7
3.		2nd	Interception	Myles Sims	TD	7
4.			Fumble	Ayinde Eley (R)	INT	0
5.		4th	Interception	Charlie Thomas	Missed FG	0
6.	MISS	2nd	Interception	Jaylon King	Halftime	0
7.	UCF	1st	Interception	LaMiles Brooks	Punt	0
8.		3rd	Fumble	Nate McCollum (F)	Touchback	0
9.	PITT	3rd	Fumble	Jaylon King (F); Charlie Thomas (R)	FG	3
10.		3rd	Interception	Charlie Thomas	FG	3
11.		4th	Fumble	Ayinde Eley (F); Clayton Powell-Lee (R)	TD	7
12.	DUKE	3rd	Interception	K.J. Wallace	Punt	0
13.	UVA	1st	Fumble	T. Tatum (F); L. Brooks (R)	INT	0
14.		1st	Interception	LaMiles Brooks	TD*	7
15.		2nd	Interception	Zamari Walton	Punt	0
16.		4th	Fumble	K. Edwards (F); A. Harvey (R)	Punt	0
17.	FSU	1st	Fumble	Charlie Thomas (R)	FG	3
18.		2nd	Fumble	J. Moore (F); N. Collins (R)	Punt	0
19.	VT	1st	Fumble	Noah Collins	FG	3
20.		4th	Fumble	D. Douse (F); M. Scott (R)	TD	6
21.		4th	Interception	Clayton Powell-Lee	TD	6
22.		4th	Fumble	C. Thomas (F); Powell-Lee (R)	Game	0
					Points	52

* Defensive touchdown

GEORGIA TECH GIVEAWAYS

NO.	OPP.	QTR	TURNOVER	OFFENSIVE PLAYER	LED TO	PTS. OFF
1.	CLEM	1st	Interception	Jeff Sims	Punt	0
2.	WCU	3rd	Interception	Jeff Sims	Punt	0
3.	UCF	3rd	Fumble	Jeff Sims	Touchback	0
4.	UCF	4th	Fumble	Nate McCollum	FG	3
5.	UVA	1st	Interception	Jeff Sims	INT	0
6.	UVA	3rd	Fumble	Zach Gibson	FG	3
7.	VT	3rd	Interception	Zach Pyron	INT	7*
8.	MIA	1st	Interception	Zach Pyron	Punt	0
9.	MIA	3rd	Interception	Zach Pyron	Punt	0
10.	MIA	4th	Interception	Zach Gibson	TD	7
11.	MIA	4th	Interception	Zach Gibson	TD	7*
					Points	27

* Defensive touchdown



DRIVES

DRIVE CHART

DISPLAYED GEORGIA TECH/OPPONENT

	Possessions	TDs	FGs Made	FGs Missed	Fum.	Int.	Safety	Punt	Downs	Half	Game	80+yard Drives	3 and Out
Clemson	14/14	1/5	1/2	1/0	0/1	1/0	0/0	0/0	1/0	1/0	1/0	0/0	8/4
Western Carolina	12/13	5/2	0/1	1/0	0/1	1/3	0/0	5/3	0/1	0/2	0/1	0/1	4/3
Ole Miss	12/12	0/6	0/0	0/0	0/0	0/1	0/0	9/3	2/0	1/1	0/1	0/0	4/2
UCF	12/11	1/1	1/4	2/0	2/1	0/1	0/0	4/3	2/0	0/2	0/1	0/0	3/2
Pitt	14/14	2/3	4/0	0/0	0/2	0/1	0/0	6/6	1/1	1/0	0/0	0/1	4/4
Duke	12/11	2/1	3/2	0/1	0/0	0/1	0/0	6/4	0/1	1/1	0/0	1/1	1/2
Virginia	15/16	0/2	1/1	0/2	1/2	1/1	0/0	10/6	1/0	1/1	1/0	0/0	8/3
Florida State	11/10	2/5	1/2	0/0	0/2	0/0	0/0	7/0	1/1	0/0	0/0	0/4	5/0
Virginia Tech	16/13	3/2	3/0	0/1	0/3	1/1	0/0	7/6	1/0	1/0	1/0	1/0	8/4
Miami (Fla.)	11/11	2/4	0/0	0/0	0/0	4/0	0/0	4/5	1/0	0/2	0/1	1/1	2/1
North Carolina													
Georgia													
TOTALS	129/134	18/31	13/12	4/4	3/12	8/9	0/0	58/36	10/4	6/9	3/4	3/8	47/25

GEORGIA TECH SCORING DRIVES

	QTR	TD	FG	PLAYERS	PLAY	PL	YDS	TIME
Clemson	2	X		Jude Kelley	45-yd FG	9	47	2:37
	3	X		E.J. Jenkins from Jeff Sims	13-yd pass	9	57	3:42
WCU	1	X		Dontae Smith	9-yd rush	9	72	2:44
	1	X		Dontae Smith	51-yd rush	4	77	0:58
	2	X		Nate McCollum	40-yd rush	5	60	1:26
	2	X		Dontae Smith	2-yd rush	8	61	3:22
	3	X		Dylan McDuffie	2-yd rush	8	61	3:22
UCF	2	X		Malachi Carter from Jeff Sims	59-yd pass	2	73	0:31
	3	X		Jude Kelley	42-yd FG	7	56	2:05
Pitt	1	X		Gavin Stewart	37-yd FG	12	55	3:46
	2	X		Gavin Stewart	33-yd FG	5	51	2:04
	3	X		Gavin Stewart	40-yd FG	4	-6	1:35
	4	X		Gavin Stewart	30-yd FG	9	36	2:41
	4	X		E.J. Jenkins from Jeff Sims	21-yd pass	4	34	2:01
	4	X		Jeff Sims	18-yd rush	3	73	0:30
DUKE	1	X		Gavin Stewart	22-yd FG	12	76	5:29
	2	X		Nate McCollum from Jeff Sims	18-yd pass	12	94	5:44
	3	X		Leo Blackburn from Jeff Sims	37-yd pass	4	71	1:30
	4	X		Gavin Stewart	23-yd FG	13	69	5:49
OT	X		Gavin Stewart	37-yd FG	4	5	0:00	
UVA	1	X		LaMiles Brooks	37-yd INT Return			
	2	X		Gavin Stewart	35-yd FG	9	70	0:52
FSU	1	X		Gavin Stewart	38-yd FG	4	3	1:57
	3	X		E.J. Jenkins from Zach Pyron	32-yd pass	6	54	1:52
	4	X		Zach Pyron	8-yd rush	9	70	1:09
VT	1	X		Dontae Smith	29-yd rush	9	70	2:20
	1	X		Gavin Stewart	19-yd FG	10	74	4:41
	2	X		Gavin Stewart	27-yd FG	8	65	0:50
	3	X		Gavin Stewart	22-yd FG	10	57	5:38
	4	X		Nate McCollum from Zach Pyron	56-yd pass	5	90	1:38
MIA	4	X		Zach Pyron	9-yd rush	9	73	3:24
	2	X		Nate McCollum from Zach Pyron	9-yd pass	15	99	4:19
4	X		Jamie Felix from Zach Gibson	7-yd pass	13	71	1:56	

OPPONENT SCORING DRIVES

	QTR	TD	FG	PLAYERS	PLAY	PL	YDS	TIME
Clemson	2	X		W. Shipley	1-yd rush	4	5	2:10
	2	X		B. Collins from D. Ulagalelei	6-yd pass	8	67	2:49
WCU	3	X		B. Potter	29-yd FG	12	63	4:06
	3	X		D. Ulagalelei	9-yd rush	9	74	3:14
	4	X		B. Potter	32-yd FG	6	26	2:14
	4	X		W. Shipley	3-yd rush	4	15	1:04
	4	X		W. Taylor from C. Klubnik	3-yd pass	10	66	3:40
	4	X		T. Home from C. Davis	49-yd pass	5	89	1:46
WCU	1	X		T. Keigley from C. Davis	22-yd pass	7	78	2:41
	4	X		R. McCollum	44-yd FG	14	49	7:34
	1	X		Z. Evans	3-yd rush	5	74	1:21
MISS	1	X		Q. Judkins	7-yd rush	6	20	1:49
	2	X		Z. Evans	26-yd rush	6	77	1:58
DUKE	3	X		W. Judkins	1-yd rush	8	68	3:18
	3	X		U. Bentley IV	15-yd rush	7	69	2:12
	3	X		U. Bentley IV	1-yd rush	12	68	4:00
UCF	1	X		C. Boomer	21-yd FG	20	71	9:47
	2	X		C. Boomer	31-yd FG	10	62	4:07
	2	X		Q. Bullard	29-yd Punt Block Return			
	3	X		C. Boomer	37-yd FG	9	55	4:10
UCF	4	X		J. Plumlee	28-yd rush	4	57	1:29
	4	X		C. Boomer	43-yd FG	8	49	3:06
	2	X		G. Bartholomew from K. Slovis	29-yd pass	8	75	1:46
Pitt	4	X		J. Bradley from K. Slovis	26-yd pass	9	99	1:54
	4	X		J. Bradley from K. Slovis	18-yd pass	6	68	1:00
	2	X		C. Ham	45-yd FG	12	45	5:44
DUKE	3	X		C. Ham	28-yd FG	9	27	3:52
	4	X		S. Hagans	81-yd Punt Return			
DUKE	4	X		N. Dalmolin from R. Leonard	2-yd pass	14	80	2:33
	4	X		B. Armstrong	1-yd rush	9	75	4:50
UVA	2	X		D. Wicks from B. Armstrong	44-yd pass	3	69	1:07
	3	X		W. Bettridge	28-yd FG	4	-2	1:58
	1	X		L. Toafili	7-yd rush	9	80	3:50
FSU	2	X		J. Wilson from J. Travis	78-yd pass	4	90	1:26
	2	X		L. Toafili from J. Travis	62-yd pass	4	66	1:28
	2	X		R. Fitzgerald	34-yd FG	8	24	1:14
	3	X		J. Douglas from J. Travis	24-yd pass	12	91	4:40
	4	X		R. Fitzgerald	24-yd FG	13	74	6:03
	4	X		C. Campbell	7-yd rush	12	97	7:01
VT	2	X		G. Wells	3-yd rush	6	50	1:53
	2	X		K. King	1-yd rush	8	43	2:47
	2	X		T. Holloway	90-yd punt return			
VT	3	X		K. Lawson	0-yd INT return			
	1	X		W. Mallory from J. Brown	22-yd pass	11	75	6:16
MIA	2	X		J. Skinner from J. Brown	4-yd pass	14	93	7:31
	4	X		C. Young from J. Brown	8-yd pass	8	51	3:54
	4	X		J. Knighton	2-yd rush	4	34	1:44
	4	X		K. Kinchens	99-yd INT return			

TOUCHDOWN DRIVES SUMMARY	GT	OPP
Touchdown plays of 20-plus yards	8	10
Touchdown plays of 50-plus yards	3	2
Touchdown drives of 80-plus yards	3	6
Touchdown drives of 90-plus yards	3	4
Touchdown drives of 20 yards or less	1	3
Touchdown drives of 5:00 or more	1	3
Touchdown drives of 7:00 or more	-	2
Touchdown drives of 3:00 or less	9	20
Touchdown drives of 2:00 or less	7	13
Touchdown drives of 1:00 or less	3	-
Touchdown drives of 5 plays or less	5	7
Touchdown drives of 10 plays or more	3	7
Touchdown drives of 1 play	-	-

does not include special teams or defensive touchdowns

BIG PLAYS

GEORGIA TECH BIG PLAYS (20+ YARDS)

NO.	OPPONENT	PLAYER(S)	PLAY	* Touchdown			
				DOWN-DIST.	YDS.		
1.	Clemson	Malachi Carter from Jeff Sims	Pass	2-10	21		
2.	Western Carolina	Dontae Smith	Rush	2-1	51*		
		Nate McCollum	Rush	2-9	40*		
		Nate McCollum	Punt Return		29		
		Hassan Hall	KO Return		28		
		Charlie Thomas	INT Return		28		
		Jeff Sims	Rush	2-3	21		
3.	Ole Miss	Malik Rutherford from Jeff Sims	Pass	1-10	38		
		Hassan Hall	KO Return	1-10	59*		
4.	UCF	Hassan Hall	KO Return		41		
		Kalani Norris from Jeff Sims	Pass	1-10	30		
		Malik Rutherford from Jeff Sims	Pass	3-10	29		
		Hassan Hall	KO Return		29		
		Nate McCollum from Jeff Sims	Pass	1-10	26		
		Malachi Carter from Jeff Sims	Pass	1-10	26		
		Hassan Hall	Rush	1-10	23		
		Dontae Smith	Rush	2-10	21		
		5.	Pitt	Hassan Hall	Rush	1-10	63
				Charlie Thomas	FUM Return		43
Jeff Sims	Rush			1-10	42		
E.J. Jenkins from Jeff Sims	Pass			2-11	33		
Hassan Hall	Rush			1-10	25		
E.J. Jenkins from Jeff Sims	Pass			2-12	21*		
6.	Duke	Leo Blackburn from Jeff Sims	Pass	2-2	37*		
		Ryan King from Jeff Sims	Pass	1-10	25		
		Nate McCollum from Jeff Sims	Pass	1-10	21		
		LaMiles Brooks	INT Return		37*		
7.	Virginia	Nate McCollum from Zach Gibson	Pass	1-10	25		
		Malachi Carter from Jeff Sims	Pass	3-5	23		
		Charlie Thomas	FUM Return		71		
8.	FSU	E.J. Jenkins from Zach Pyron	Pass	3-13	32*		
		E.J. Jenkins from Zach Pyron	Pass	1-10	28		
		Nate McCollum from Zach Pyron	Pass	1-10	56*		
9.	Virginia Tech	E.J. Jenkins from Zach Pyron	Pass	1-10	43		
		Dontae Smith	Rush	2-10	29*		
		Dontae Smith	Rush	4-1	28		
		Malachi Carter from Zach Pyron	Pass	3-10	25		
		Malachi Carter from Zach Pyron	Pass	3-9	21		
		Nate McCollum from Zach Pyron	Pass	3-19	20		
		Nate McCollum from Zach Pyron	Pass	1-10	42		
		Malik Rutherford from Zach Gibson	Pass	1-10	27		
10.	Miami	Dontae Smith	Rush	1-10	23		
		Peje Harris from Zach Gibson	Pass	1-10	23		

OPPONENT BIG PLAYS (20+ YARDS)

NO.	OPPONENT	PLAYER(S)	PLAY	* Touchdown	
				DOWN-DIST.	YDS.
1.	Clemson	Allen from Ulagalelei	Pass		29
		Collins from Ulagalelei	Pass		26
		Collins from Ulagalelei	Pass		22
		Taylor from Klubnik	Pass		20
2.	Western Carolina	Horne from Davis	Pass	1-10	49*
		Reid from Dvais	Pass	3-10	30
		T. Home	KO Return		22
		A. Colombo	Punt Return		22
		Keigley from Davis	Pass	1-10	22*
		Lee from Davis	Pass	3-3	21
3.	Ole Miss	S. Dukes	KO Return		20
		Watkins from Dart	Pass	1-10	38
		Q. Judkins	Rush	1-10	36
		Mingo from Dart	Pass	1-10	33
		Mingo from Dart	Pass	1-10	27
		Z. Evans	Rush	2-7	26*
		Heath from Dart	Pass	1-10	25
		Heath from Dart	Pass	1-10	24
		D. Wade	KO Return		23
		J. Watkins	Punt Return		22
4.	UCF	Henry from Atmyer	Pass	2-11	22
		Z. Evans	Rush	1-10	20
		J. Dart	Rush	3-16	20
		T. Morris-Brash	Fumble Return		89
5.	Pitt	X. Townsend	Punt Return		31
		J. Plumlee	Rush	1-10	28*
		J. Richardson	KO Return		25
		Bowser from Plumlee	Pass	1-10	22
		C. Flemister	KO Return		31
6.	Duke	Wayne from Slovis	Pass	2-10	30
		Bartholomew from Slovis	Pass	1-10	29*
		Bradley from Slovis	Pass	2-5	26*
		I. Abanikanda	KO Return		21
		C. Flemister	KO Return		20
		Wayne from Slovis	Pass	2-10	20
		S. Hagans	Punt Return		81*
		S. Hagans	Punt Return		40
		J. Stinson	KO Return		25
		Robertson from Leonard	Pass	4-2	22
7.	Virginia	J. Moore	Rush	2-5	21
		J. Robertson	KO Return		20
		Wicks from Armstrong	Pass	1-10	44*
		B. Armstrong	Rush	2-1	43
		Wicks from Armstrong	Pass	2-8	37
		Davis, Jr. from Armstrong	Pass	1-10	31
		Thompson from Armstrong	Pass	1-10	31
		D. Starling	KO Return		24
		B. Kemp	Punt Return		22
		Thompson from Armstrong	Pass	2-7	22
8.	FSU	J. Wilson from J. Travis	Pass	2-9	78*
		L. Toafili from J. Travis	Pass	2-22	62*
		J. Douglas from J. Travis	Pass	1-10	27
		T. Benson	Rush	1-10	27
		O. Wilson from J. Travis	Pass	3-16	24
		J. Wilson from J. Travis	Pass	3-12	24
		J. Douglas from J. Travis	Pass	1-10	24*
		M. Pittman	Punt Return		23
		T. Benson	Rush	1-10	22
		L. Toafili	Rush	1-10	20
9.	Virginia Tech	T. Holloway	Punt Return		90*
		T. Holloway	Punt Return		29
		Smith from Wells	Pass	3-5	26
		Smith from Wells	Pass	1-10	24
		C. Beck	KO Return		24
		C. Beck	KO Return		20
10.	Miami	K. Kinchens	INT Return		99*
		J. Knighton	Rush	1-10	25
		J. Brown	Rush	2-10	24
		Ladson, Jr. from Brown	Pass	2-15	23
		Mallory from Brown	Pass	1-10	22*

BIG PLAYS FROM SCRIMMAGE SUMMARY

RUSH/CATCH	20-29	30-39	40-49	50-59	60-69	70-79	80-89	90-99	TOT
Nate McCollum	4 (0/4)	-	2 (1/1)	1 (0/1)	-	-	-	-	7
Malachi Carter	5 (0/5)	-	-	1 (0/1)	-	-	-	-	6
E.J. Jenkins	2 (0/2)	2 (0/2)	1 (0/1)	-	-	-	-	-	5
Dontae Smith	4 (4/0)	-	-	1 (1/0)	-	-	-	-	5
Hassan Hall	2 (2/0)	-	-	-	1 (1/0)	-	-	-	3
Kalani Norris	1 (0/1)	1 (0/1)	-	-	-	-	-	-	2
Malik Rutherford	1 (0/1)	1 (0/1)	-	-	-	-	-	-	2
Jeff Sims	1 (1/0)	-	1 (1/0)	-	-	-	-	-	2
Leo Blackburn	-	1 (0/1)	-	-	-	-	-	-	1
Ryan King	1 (0/1)	-	-	-	-	-	-	-	1
Peje Harris	1 (0/1)	-	-	-	-	-	-	-	1
Totals	22 (7/15)	5 (0/5)	4 (2/2)	3 (1/2)	1 (1/0)	-	-	-	35
Opponents	33 (10/23)	8 (1/7)	3 (1/2)	-	1 (0/1)	1 (0/1)	-	-	46
PASSING	20-29	30-39	40-49	50-59	60-69	70-79	80-89	90-99	TOT
Jeff Sims	8	4	-	1	-	-	-	-	13
Zach Pyron	4	1	2	1	-	-	-	-	8
Zach Gibson	3	-	-	-	-	-	-	-	3
Totals	15	5	2	2	-	-	-	-	19
Opponents	23	7	2	-	1	1	-	-	34

THE LAST TIME IT HAPPENED ...

TEAM

	GEORGIA TECH	OPPONENT
Scored 50 Points	Nov. 28, 2020 vs. Duke (56)	Nov. 20, 2021 by No. 6 Notre Dame (55)
Scored 50 Points, ACC Game	Nov. 28, 2020 vs. Duke (56)	Oct. 2, 2021 by Pitt (52)
Scored 35 Points, Half	Oct. 5, 2018 at Louisville (35/2nd)	Nov. 20, 2021 by No. 6 Notre Dame (45/1st)
Scored 28 Points, Quarter	Sept. 3, 2015 vs. Alcorn State (34/1st)	Oct. 17, 2020 by No. 1 Clemson (2nd/35)
Scored 0 Points	Sept. 10, 2022 vs. No. 20/17 Ole Miss	Sept. 1, 2018 by Alcorn State
Scored 0 Points, Half	Sept. 20, 2022 vs. Virginia (2nd)	Sept. 1, 2018 by Alcorn State (2nd)
Overcame 10-Point Deficit, Win	Nov. 5, 2022 at Virginia Tech (27-16)	Sept. 8, 2018 by USF (28-38)
Overcame 10-Point Halftime Deficit, Win	Sept. 12, 2020 at Florida State (0-10)	Nov. 30, 2013 by Georgia (20T) (7-20)
40-Point Margin of Victory	Sept. 29, 2018 vs. Bowling Green (63-17)	Sept. 10, 2022 by No. 20/17 Ole Miss (42-0)
30-39-Point Margin of Victory	Oct. 5, 2018 at Louisville (66-31)	Sept. 5, 2022 by No. 4 Clemson (41-10)
Scored 30 Points or more, Loss	Nov. 13, 2021 vs. Boston College (30)	Oct. 5, 2018 by Louisville (31)
Scored fewer than 10 Points, Win	Nov. 11, 2006 at North Carolina (7-0)	Dec. 2, 2006 by Wake Forest (9-6)
7 Touchdowns	Nov. 28, 2020 vs. Duke (7)	Nov. 20, 2021 by No. 6 Notre Dame (7)
0 Touchdowns	Sept. 10, 2022 vs. No. 20/17 Ole Miss	Sept. 1, 2018 by Alcorn State
5+ Rushing Touchdowns	Sept. 10, 2022 vs. Western Carolina (5)	Sept. 10, 2022 by No. 20/17 Ole Miss (6)
4+ Passing Touchdowns	Sept. 13, 2014 vs. Georgia Southern (4)	Oct. 23, 2021 by Virginia (4)
Interception Return for TD	Oct. 20, 2022 vs. Virginia LaMiles Brooks (37 yards) (Brennan Armstrong pass)	Nov. 12, 2022 by Miami Kamren Kinchens (99 yards) (Zach Gibson pass)
Fumble Return for TD	Nov. 6, 2021 at Miami (Fla.); Jaylon King (40 yards)	Nov. 20, 2021 by No. 6 Notre Dame; Myron Tagovailoa-Amosa (70 yards)
Punt Return for TD	Sept. 10, 2009 vs. Clemson; Jerrard Tarrant (85 yards)	Nov. 5, 2022 by Virginia Tech; Tucker Holloway (90 yards)
Blocked Punt Return for TD	Sept. 27, 1997 vs. Clemson Block by Ajenavi Eziemefe, D'Jay Jones recovered for TD	Sept. 24, 2022 by UCF Jarvis Ware blocked and Quadric Bullard recovered for a TD
Kickoff Return for TD	Nov. 13, 2021 vs. Boston College; Jahmyr Gibbs (98-yard return)	Sept. 8, 2018 by USF; Terrence Horne (98 yards) Sept. 8, 2018 by USF; Terrence Horne (97 yards)
2 Non-Offensive TDs	Nov. 8, 2014 at NC State (INT return, fumble return)	Nov. 5, 2022 by Virginia Tech (INT return; Punt return)
4 Field Goals Made	Oct. 1, 2022 at No. 24 Pitt (4)	Oct. 30, 2021 by Virginia Tech (4)
3 Field Goals Missed	Sept. 4, 2021 vs. Northern Illinois (3)	Oct. 19, 2019 by Miami (3)
5 Field Goals Attempted	Dec. 31, 2011 vs. Utah (5)	Nov. 17, 2007 by North Carolina (5)
50-yard Field Goal Made	Dec. 31, 2016 vs. Kentucky (Harrison Butker, 52)	Sept. 23, 2017 by Pittsburgh; Alex Kessman (55 yards)
Missed PAT	Oct. 20, 2022 vs. Virginia	Nov. 5, 2022 by Virginia Tech
Missed more than 1 PAT	Nov. 3, 2012 at Maryland (2)	Nov. 5, 1977 by Notre Dame (2)
Made 2-Point Conversion	Oct. 23, 2021 at Virginia (A. Boyd pass from J. Sims)	Sept. 25, 2021 by No. 20 UNC (C. Baker pass from S. Howell)
Failed 2-Point Conversion	Nov. 5, 2022 at Virginia Tech - twice (Zach Pyron pass failed) (Nate McCollum rush failed)	Nov. 21, 2019 by NC State (Devin Leary pass failed)
Two+ 2-Point Conversions Att.	Nov. 5, 2022 at Virginia Tech (2, 2 failed)	Nov. 11, 2017 by No. 17 Virginia Tech (2, 2 failed)
Defensive Extra Point Scored	Nov. 6, 2021 at Miami (Fla.) Juanyeh Thomas 100-yard INT return (Tyler Van Dyke pass)	None recorded
Recorded Safety	Sept. 18, 2021 at No. 6 Clemson J. Thomas forced Clemson fumble, fell on in own end zone	Nov. 28, 2020 by Duke GT fumbled a punt return into the endzone
Blocked Field Goal	Oct. 20, 2022 vs. Virginia Zeek Biggers blocked W. Bettridge's attempt	Sept. 4, 2017 by No. 25/24 Tennessee (20T) Paul Bain blocked Shawn Davis' attempt
Blocked PAT	Nov. 5, 2022 at Virginia Tech (D'Quon Douse)	Oct. 23, 2021 at Virginia (N. Taylor)
Blocked Punt	Oct. 20, 2022 vs. Virginia Daylon Gordon blocked punt of D. Sparks	Sept. 24, 2022 by UCF Jarvis Ware blocked punt of David Shanahan
Blocked 2 Kicks/Punts	Oct. 20, 2022 vs. Virginia (field goal/punt)	Sept. 5, 2022 by No. 4 Clemson (2 punts)
30+ First Downs	Oct. 25, 2018 at Virginia Tech (35)	Oct. 29, 2022 by Florida State (32)
10 (or fewer) First Downs	Nov. 27, 2021 vs. No. 1 Georgia (9)	Sept. 1, 2018 by Alcorn State (9)
500-599 Yards Total Offense	Oct. 23, 2021 at Virginia (570)	Sept. 10, 2022 by No. 20/17 Ole Miss (547)
600+ Yards Total Offense	Sept. 8, 2018 at USF (602)	Oct. 29, 2022 by Florida State (642)
< 200 Yards Total Offense	Nov. 16, 2019 vs. Virginia Tech (134)	Sept. 1, 2018 by Alcorn State (146)
< 100 Yards Total Offense	Nov. 18, 1961 at Alabama (96)	Oct. 9, 2004 by Maryland (82)
300+ Yards Total Offense, Half	Sept. 25, 2021 vs. No. 20 UNC (313/2nd)	Oct. 23, 2021 by Virginia (307/2nd)
< 50 Yards Total Offense, Half	Oct. 29, 2022 at Florida State (24/1st)	Sept. 9, 2017 by Jacksonville State (45/2nd)
90 Offensive Plays	Sept. 4, 2017 vs. No. 25/24 Tennessee (20T) (96)	Oct. 9, 2021 by Duke (91)
50 (or fewer) Offensive Plays	Nov. 2, 2019 vs. Pitt (50)	Oct. 25, 2018 by Virginia Tech (47)
300-399 Yards Rushing	Nov. 28, 2020 vs. Duke (377)	Sept. 10, 2022 by No. 20/17 Ole Miss (316)
400+ Yards Rushing	Nov. 3, 2018 at North Carolina (461)	Aug. 29, 2019 by No. 1 Clemson (411)
50 Yards (or less) Rushing	Nov. 27, 2004 at Georgia (24)	Sept. 23, 2017 by Pittsburgh (37)
0 Yards (or less) Rushing	1968 (two times - vs. Notre Dame and Navy)	Nov. 2, 2013 by Pittsburgh (-5)
60+ Rushing Attempts	Oct. 25, 2018 at Virginia Tech (78)	Sept. 10, 2022 by No. 20/17 Ole Miss (62)
30 (or fewer) Rushing Attempts	Oct. 29, 2022 at Florida State (30)	Oct. 23, 2021 by Virginia (30)
25+ Pass Completions	Oct. 23, 2021 at Virginia (27)	Oct. 1, 2022 by No. 24 Pitt (26)
5 (or fewer) Pass Completions	Nov. 24, 2018 at No. 5 Georgia (5)	Sept. 14, 2019 by The Citadel (1)

THE LAST TIME IT HAPPENED ...

TEAM

	GEORGIA TECH	OPPONENT
40+ Pass Attempts	Oct. 23, 2021 at Virginia (44)	Oct. 8, 2022 by Duke (42)
10 (or fewer) Pass Attempts	Nov. 17, 2018 vs. Virginia (OT) (8)	Sept. 14, 2019 by The Citadel (4)
Threw 3 Interceptions	Nov. 12, 2022 vs. Miami (4)	Sept. 10, 2022 by Western Carolina (3)
300-399 Yards Passing	Sept. 24, 2022 at UCF (314)	Oct. 29, 2022 by Florida State (396)
400+ Yards Passing	Nov. 10, 2001 at Virginia (486)	Oct. 17, 2020 by No. 1 Clemson (500)
100 (or less) Yards Passing	Nov. 20, 2021 at No. 6 Notre Dame (96)	Sept. 1, 2018 by Alcorn State (69)
Completed 70 Percent of Passes	Sept. 11, 2021 vs. Kennesaw State (.739, 17-of-23)	Oct. 9, 2021 by Duke (.759, 22-of-29)
5+ Fumbles	Oct. 13, 2018 vs. Duke (6)	Oct. 25, 2014 by Pittsburgh (7)
4+ Fumbles Lost	Sept. 23, 2017 vs. Pittsburgh (4)	Nov. 28, 2020 by Duke (4)
5 Turnovers	Sept. 26, 2020 vs. Syracuse (5)	Nov. 28, 2020 by Duke (5)
0 Turnovers	Oct. 29, 2022 at Florida State	Nov. 12, 2022 by Miami
10 Penalties	Sept. 5, 2022 vs. No. 4 Clemson (10)	Oct. 29, 2022 by Florida State (13)
2 (or fewer) Penalties	Sept. 7, 2019 vs. USF (2)	Nov. 30, 2019 by No. 4 Georgia (0)
100+ Penalty Yards	Oct. 29, 2022 at Florida State (107)	Oct. 29, 2022 by Florida State (104)
10 (or fewer) Penalty Yards	Oct. 14, 2017 vs. No. 11/10 Miami (6)	Nov. 30, 2019 by No. 4 Georgia (0)
10 Punts	Oct. 20, 2022 vs. Virginia (10)	Oct. 11, 2008 by Gardner-Webb (10)
0 Punts	Oct. 5, 2018 at Louisville	Oct. 29, 2022 by Florida State
10 Third-Down Conversions	Dec. 5, 2020 at NC State (10)	Oct. 31, 2020 by No. 4 Notre Dame (10)
2+ Fourth-Down Conversions	Oct. 29, 2022 at Florida State (2-of-3)	Sept. 24, 2022 by UCF (2-of-2)
4 Fourth-Down Attempts	Oct. 2, 2021 vs. Pitt (2-of-4)	Sept. 12, 2020 by Florida State (3-of-5)
37:00 or higher TOP	Oct. 25, 2018 at Virginia Tech (42:18)	Nov. 19, 2016 by Virginia (38:37)
15 Tackles for Loss	Sept. 1, 2007 at Notre Dame (19)	None Recorded
10 Sacks	Oct. 9, 1993 vs. Maryland (11)	None Recorded
5 Players to Score TD	Sept. 11, 2021 vs. Kennesaw State (5)	Oct. 29, 2022 by Florida State (5)
4 Players to Rush for TD	Oct. 9, 2020 vs. Louisville (4)	Nov. 10, 2012 by North Carolina (4)
3 Players to Catch TD Pass	Oct. 9, 2021 at Duke (3)	Nov. 12, 2022 by Miami (3)
2 Players to Throw TD Pass	Nov. 12, 2022 vs. Miami (1 - Zach Pyron; 1 - Zach Gibson)	Sept. 5, 2022 by No. 4 Clemson (1- DJ Uiagalelei; 1 - Cade Klubnik)
15-Play+ Touchdown Drive	Nov. 12, 2022 vs. Miami (15)	Oct. 31, 2020 by No. 4 Notre Dame (15)
8-Minute+ Touchdown Drive	Sept. 30, 2017 vs. North Carolina (8:54)	Oct. 31, 2020 by No. 4 Notre Dame (8:38)
90-Yard+ Touchdown Drive	Nov. 12, 2022 vs. Miami (99)	Nov. 12, 2022 by Miami (93)
1-Play Touchdown Drive	Nov. 3, 2018 at North Carolina (Q. Searcy 86-yd pass from T. Oliver)	Oct. 17, 2020 by No. 1 Clemson (A. Rodgers 83-yd pass from T. Lawrence)
Won an Overtime Game	Oct. 8, 2022 vs. Duke (OT) (23-20)	Sept. 14, 2019 by The Citadel (OT) (27-24)
Game Won on Final Play	Oct. 24, 2015 vs. Florida State (Lance Austin 78-yard missed FG return)	Sept. 14, 2019 by The Citadel (37-yard FG in overtime)

BOTH TEAMS COMBINED

90 Points	Oct. 5, 2018 at Louisville (97) (66-31)
100+ Rushing Attempts	Oct. 9, 2021 at Duke (101)
20 (or fewer) Points	Nov. 28, 2015 vs. Georgia (20) (13-7)
60 (or fewer) Rushing Att.	Sept. 9, 2006 vs. Samford (51)
10 (or fewer) Points	Nov. 11, 2006 at North Carolina (7) (7-0)
700+ Yards Passing	Oct. 2, 2021 by Pitt (758)
50 Points in a Half	Oct. 2, 2021 by Pitt (56)
150 (or fewer) Passing Yds.	Nov. 3, 2012 at Maryland (146)
0 Points in a Half	Nov. 11, 2006 at North Carolina (2nd)
50 Pass Completions	Oct. 23, 2021 at Virginia (56)
30 Points in a Quarter	Nov. 28, 2020 vs. Duke (33/2nd)
20 (or fewer) Completions	Sept. 14, 2019 vs. The Citadel (8)
10+ Touchdowns	Oct. 2, 2021 by Pitt (10)
90 Pass Attempts	Oct. 26, 2002 vs. Virginia (101)
0 Touchdowns	Dec. 2, 2006 vs. Wake Forest
30 (or fewer) Pass Att.	Sept. 14, 2019 vs. The Citadel (17)
5 Touchdowns in a Quarter	Oct. 17, 2020 vs. No. 1 Clemson (5/2nd)
5 Passes Intercepted	Nov. 1, 2007 vs. Virginia Tech (5)
8 Touchdowns in a Half	Oct. 2, 2021 by Pitt (8/1st)
10 Fumbles	Oct. 13, 2018 vs. Duke (10)

6 Field Goals	Nov. 17, 2018 vs. Virginia (OT) (6)
5 Fumbles Lost	Sept. 23, 2017 vs. Pittsburgh (5)
4 Field Goals Missed	Oct. 20, 2012 vs. Boston College (4)
10 Turnovers	Nov. 17, 1990 at Wake Forest (10)
8 Field Goals Att.	Nov. 17, 2007 vs. North Carolina (8)
0 Turnovers	Oct. 15, 2016 vs. Georgia Southern
50 First Downs	Oct. 23, 2021 at Virginia (60)
20 Penalties	Oct. 29, 2022 at Florida State (22)
25 (or fewer) First Downs	Oct. 18, 2008 at Clemson (24) (12-12)
5 (or fewer) Penalties	Nov. 21, 2019 vs. NC State (5)
1,000+ Yards Total Offense	Oct. 23, 2021 at Virginia (1,206)
200 Penalty Yards	Oct. 29, 2022 at Florida State (211)
500 Yds (or fewer) Total Off.	Oct. 22, 2011 at Miami (473)
25 (or fewer) Penalty Yards	Oct. 22, 2011 at Miami (15)
160+ Offensive Plays	Sept. 19, 2020 vs. No. 14 UCF (173)
15+ Punts	Oct. 20, 2020 vs. Virginia (16)
120 (or fewer) Off. Plays	Nov. 16, 2019 vs. Virginia Tech (117)
0 Punts	Dec. 5, 2009 vs. Clemson
600+ Yards Rushing	Oct. 5, 2018 at Louisville (655)
10 Sacks	Nov. 10, 2007 at Duke (10)
150 (or fewer) Rushing Yds.	Nov. 19, 2005 at Miami (150)

THE LAST TIME IT HAPPENED ...
INDIVIDUAL

	GEORGIA TECH	OPPONENT
30+ Rushing Attempts	Oct. 25, 2018 at Virginia Tech, Tobias Oliver (40)	Nov. 6, 2021 by Miami (Fla.), Jaylan Knighton (32)
150-199 Yards Rushing	Oct. 1, 2022 at No. 24 Pitt, Hassan Hall (157)	Sept. 17, 2022 by No. 20/17 Ole Miss, Zach Evans (134)
200+ Yards Rushing	Oct. 25, 2018 at Virginia Tech, Tobias Oliver (215)	Aug. 29, 2019 by No. 1 Clemson, Travis Etienne (205)
50+ Pass Attempts	Oct. 6, 2005 vs. NC State, Reggie Ball (53)	Oct. 5, 2019 by North Carolina, Sam Howell (51)
40+ Pass Attempts	Oct. 23, 2021 at Virginia, Jeff Sims (44)	Oct. 1, 2022 by No. 24 Pitt, Kedon Slovis (45)
25+ Pass Completions	Oct. 23, 2021 at Virginia, Jeff Sims (27)	Oct. 1, 2022 by No. 24 Pitt, Kedon Slovis (26)
Threw 3 Interceptions	Sept. 26, 2020 vs. Syracuse, Jeff Sims (4)	Nov. 3, 2018 by North Carolina, Nathan Elliott (3)
300-399 Yards Passing	Oct. 23, 2021 at Virginia, Jeff Sims (300)	Oct. 29, 2022 by Florida State, Jordan Travis (396)
400+ Yards Passing	Nov. 10, 2001 at Virginia, George Godsey (486)	Oct. 17, 2020 by No. 1 Clemson, Trevor Lawrence (404)
Rushed & Passed for 100+ Yds.	Sept. 25, 2021 vs. No. 20 UNC, Jeff Sims (128/112)	Oct. 9, 2020 by Louisville, Javian Hawkins (155/229)
Rushed & Received for 100+ Yds.	Nov. 14, 2013 at Clemson Robert Godhigh (126/203)	Oct. 30, 1997 by North Carolina J. Linton (138/137)
300-399 Yards Total Offense	Nov. 4, 2017 at Virginia, TaQuon Marshall (322)	Oct. 14, 2017 by No. 11/10 Miami, Malik Rosier (317)
400+ Yards Total Offense	Oct. 29, 2016 vs. Duke, Justin Thomas (459)	Oct. 6, 2012 by Clemson, Tajh Boyd (460)
10+ Receptions	Oct. 7, 2006 vs. Maryland, Calvin Johnson (10)	Nov. 17, 2018 by Virginia, Olamide Zaccheaus (10)
100-199 Yards Receiving	Nov. 12, 2022 vs. Miami, Nate McCollum (101)	Oct. 29, 2022 by Florida State, Johnny Wilson (111)
200+ Yards Receiving	Oct. 4, 2008 vs. Duke, Demaryius Thomas (230)	Nov. 6, 2021 by Miami (Fla.), Charleston Rambo (210)
4+ Touchdowns Scored	Sept. 4, 2017 vs. No. 25/24 Tennessee (20T) TaQuon Marshall (5)	Sept. 4, 2017 by No. 25/24 Tennessee (20T) John Kelly (4)
3+ Touchdowns Rushing	Sept. 10, 2022 vs. Western Carolina Dontae Smith (3)	Nov. 13, 2021 by Boston College Phil Jurkovec (3)
3+ Touchdowns Receiving	Sept. 11, 2004 vs. Clemson, Calvin Johnson (3)	Nov. 29, 2008 by Georgia, Mohamed Massaquoi (3)
4+ Touchdowns Passing	Sept. 11, 2021 vs. Kennesaw State, Jordan Yates (4)	Nov. 27, 2021 by No. 1 Georgia, Stetson Bennett (4)
Rushing & Receiving TDs	Oct. 24, 2020 at Boston College, Ahmarean Brown (1/1)	Oct. 14, 2017 by No. 11/10 Miami, Travis Homer (1/1)
Rushing & Passing TDs	Nov. 5, 2022 at Virginia Tech, Zach Pyron (1/1)	Nov. 16, 2019 by Virginia Tech, Hendon Hooker (1/2)
Passing & Receiving TDs	Nov. 17, 2007 vs. North Carolina Taylor Bennett (1/1)	Nov. 18, 2017 by Duke Shaun Wilson (1/2)
3 Field Goals	Nov. 5, 2022 at Virginia Tech Gavin Stewart (3-of-3)	Nov. 18, 2017 by Duke Austin Parker (3-of-3)
4+ Field Goals	Oct. 1, 2022 at No. 24 Pitt Gavin Stewart (4-of-4)	Oct. 30, 2021 by Virginia Tech John Parker Romo (4-of-5)
5 Field Goal Attempts	Sept. 1, 2007 vs. Notre Dame Travis Bell (5)	Oct. 30, 2021 by Virginia Tech John Parker Romo (5)
Made a 50-yard Field Goal	Dec. 31, 2016 vs. Kentucky, Harrison Butker (52)	Sept. 23, 2017 by Pittsburgh, Alex Kessman (55)
Attempted a 60-yard Field Goal	Sept. 4, 2021 vs. Northern Illinois Gavin Stewart (60/miss)	Nov. 17, 2007 by North Carolina Connor Barth (63/miss)
10+ Punts	Oct. 20, 2022 vs. Virginia, David Shanahan (10)	None recorded
60-69 yard Punt	Sept. 4, 2021 vs. Northern Illinois, David Shanahan (63)	Nov. 4, 2017 by Virginia, Lester Coleman (63)
70-yard+ Punt	Oct. 9, 2021 at Duke David Shanahan (71)	Sept. 4, 2017 by No. 25/24 Tennessee (20T) Trevor Daniel (70)
100+ Punt Return Yards	Aug. 31, 2002 vs. Vanderbilt, Kelley Rhino (110)	None recorded
70-89 yard Punt Return	Sept. 10, 2009 vs. Clemson Jerrard Tarrant (85 TD)	Sept. 23, 2017 by Pittsburgh Quadree Henderson (80 TD)
Punt Return for a Touchdown	Sept. 10, 2009 vs. Clemson, Jerrard Tarrant	Nov. 5, 2022 by Virginia Tech, Tucker Holloway
90-yard+ Kickoff Return	Nov. 24, 2018 at No. 5 Georgia Juanyeh Thomas (100 TD)	Sept. 8, 2018 by USF Terrence Horne (98 TD, 97 TD)
Kickoff Return for a Touchdown	Nov. 13, 2021 vs. Boston College Jahmyr Gibbs (98 TD)	Sept. 8, 2018 by USF Terrence Horne (98 TD, 97 TD)
70-yard+ Interception Return	Aug. 31, 2013 vs. Elon, Tyler Marcordes (95)	Nov. 12, 2022 by Miami, Kamren Kinchens (99)
15+ Tackles	Nov. 5, 2022 at Virginia Tech, Charlie Thomas (16)	Oct. 13, 2018 by Duke, Joe Giles-Harris (15)
3.0+ Sacks	Nov. 30, 2013 vs. Georgia (20T), Jeremiah Attaochu (4.0)	Oct. 12, 2019 by Duke, Victor Dimukeje (3.0)
2+ Interceptions	Sept. 11, 2021 vs. Kennesaw State, Charlie Thomas (2)	Nov. 12, 2022 by Miami, Kamren Kinchens (3)
2+ Fumble Recoveries	Oct. 5, 2018 at Louisville, Charlie Thomas (2)	Nov. 21, 2019 by NC State, Larrell Murchison (2)
2+ Forced Fumbles	Sept. 11, 2021 vs. Kennesaw State, Jordan Domineck (2)	Nov. 20, 2021 by No. 6 Notre Dame, Isaiah Foskey (2)

TWO PLAYERS

	GEORGIA TECH	OPPONENT
2 100-yard Rushers	Nov. 28, 2020 vs. Duke Jeff Sims (108) and Jordan Mason (105)	Nov. 28, 2009 by Georgia Washaun Ealey (183) and Caleb King (166)
2 100-yard Receivers	Sept. 10, 2005 vs. North Carolina Damarious Bilbo (131) and Calvin Johnson (114)	Oct. 2, 2021 by Pitt Jordan Addison (117) and Taysir mack (121)
100-yard Rusher/100-yard Receiver	Sept. 8, 2018 TaQuon Marshall (113) and Clinton Lynch (111)	Oct. 29, 2022 by Florida State Trey Benson (111) and Johnny Wilson (111)
250 Combined Yards Rushing	Nov. 21, 2019 vs. NC State James Graham and Jordan Mason (270)	Aug. 29, 2019 by No. 1 Clemson Travis Etienne and Lyn-J Dixon (272)
250 Combined Yards Receiving	Jan. 1, 2007 vs. West Virginia Calvin Johnson and James Johnson (254)	Oct. 23, 2021 by Virginia Dontayvion Wicks and Keytaon Thompson (257)
20 Combined Receptions	Nov. 10, 2001 at Virginia Will Glover and Kerry Watkins (21)	Oct. 26, 2013 by Virginia Darius Jennings and Tim Smith (23)

No. 4 CLEMSON

1-0, 1-0

41

GEORGIA TECH

0-1, 0-1

10

Game 1 • Sept. 5, 2022 • Atlanta, Ga. • Mercedes-Benz Stadium (47,712)

SCORING SUMMARY

	1	2	3	4	F
Clemson	0	14	10	17	41
Georgia Tech	0	3	7	0	10

2nd 9:53	CLEM Shipley,Will 1 yd run (Potter,B.T. kick), 4-18 2:10	CLEM 7 - GT 0
3:52	CLEM Collins,Beaux 6 yd pass from Uiagalelei,DJ (Potter,B.T. kick), 8-67 2:49	CLEM 14 - GT 0
1:15	GT Kelley, J. 45 yd field goal, 9-47 2:37	CLEM 14 - GT 3
3rd 9:47	GT Jenkins, EJ 13 yd pass from Sims, J. (Kelley, J. kick), 9-57 3:42	CLEM 14 - GT 10
5:41	CLEM Potter,B.T. 29 yd field goal, 12-63 4:06	CLEM 17 - GT 10
1:18	CLEM Uiagalelei,DJ 9 yd run (Potter,B.T. kick), 9-74 3:14	CLEM 24 - GT 10
4th 8:45	CLEM Potter,B.T. 32 yd field goal, 6-26 2:14	CLEM 27 - GT 10
6:27	CLEM Shipley,Will 3 yd run (Potter,B.T. kick), 4-22 1:04	CLEM 34 - GT 10
1:35	CLEM Taylor,Will 3 yd pass from Klubnik,Cade (Gunn III,Robert kick), 10-66 3:40	CLEM 41 - GT 10

TEAM STATISTICS

	CLEM	GT
First Downs.....	22	13
Rushes-Yards.....	40-119	30-73
Passing Yards.....	259	164
Pass Comp-Att-Int.....	23-38-0	23-36-0
Total Offense.....	378	237
Fumbles-Lost.....	2-1	2-0
Penalties-Yards.....	3-10	10-86
Punts-Yards (Avg./Net).....	6-264 (44.0/42.7)	8-284 (35.5/34.0)
Kickoffs-Yards (Avg./Net).....	8-520 (65.0/40.0)	3-195 (65.0-40.0)
Punt Returns (No.-Yds.-TD).....	4-48-0	1-8-0
Kickoff Returns (No.-Yds.-TD).....	0-0-0	0-0-0
Interceptions (No.-Yds.-TD).....	1-0-0	0-0-0
Fumble Returns (No.-Yds.-TD).....	0-0-0	0-0-0
Time of Possession.....	30:47	29:13
Third-Down Conversions.....	7-of-16	2-of-16
Fourth-Down Conversions.....	1-of-1	2-of-3
Red-Zone Scores-Chances.....	7-7	1-1
Sacks By (No.-Yds).....	2-13	3-19
Field Goals.....	2-2	1-2
Points Off Turnovers.....	0	0

INDIVIDUAL STATISTICS

RUSHING: GT — Sims, J. 13-41; Smith, Don. 9-30; McDuffie, D. 3-5; Hall, H. 4-1; Carter, M. 1-(-4).
 CLEM — Shipley,Will 10-42; Mafah,Phil 8-28; Uiagalelei,DJ 13-19; Pace,Kobe 5-13; Thomas,Domoniqu 3-13; Klubnik,Cade 1-4.

PASSING: GT — Sims, J. 23-36-1 164.
 CLEM — Uiagalelei,DJ 19-32-0 210; Klubnik,Cade 4-6-0 49.

RECEIVING: GT — McCollum, N. 6-55; Jenkins, EJ 3-34; McDuffie, D. 3-19; Smith, Don. 3-16; Hall, H. 3-(-3); Carter, M. 2-24; Benson, L. 2-9; Rutherford, M. 1-10.
 CLEM — Williams,Antoni 4-37; Pace,Kobe 4-22; Collins,Beaux 3-54; Allen,Davis 2-45; Swinney,Drew 2-26; Taylor,Will 2-23; Spector,Brannon 2-11; Shipley,Will 1-14; Briningstool,Ja 1-12; Williams,E.J. 1-8; Ngata,Joseph 1-7.

INTERCEPTIONS: GT — None.
 CLEM — Mukuba.

FUMBLE RECOVERIES: GT — Eley.
 CLEM — None.

FORCED FUMBLES: GT — Eley.
 CLEM — None.

TACKLES FOR LOSS: GT — White 2.0-17; Johnson 1.0-3; Yondjeun 1.0-3; Stone 1.0-2.
 CLEM — Henry 2.5-13; Bresee 2.0-5; Orhororo 1.5-2; Carter 1.0-4; Greene 1.0-4; Robinson 1.0-2; Trotter 0.5-2; Williams 0.5-2.

SACKS: GT — White 2.0-17; Stone 1.0-2.
 CLEM — Henry 1.0-8; Bresee 0.5-3; Trotter 0.5-2.

WESTERN CAROLINA

1-1, 0-0

17

GEORGIA TECH

1-1, 0-1

35

Game 2 • Sept. 10, 2022 • Atlanta, Ga. • Bobby Dodd Stadium (36,486)

SCORING SUMMARY

	1	2	3	4	F
Western Carolina	14	0	0	3	17
Georgia Tech	14	14	7	0	35

1st 11:12	WCU Horne,Terrence 49 yd pass from Davis,Carlos (McCollum,Richar kick), 5-89 1:46	WCU 7 - GT 0
8:22	GT Smith, Don. 9 yd run (Kelley, J. kick), 9-72 2:44	WCU 7 - GT 7
5:37	WCU Keigley,Toler 22 yd pass from Davis,Carlos (McCollum,Richar kick), 7-78 2:41	WCU 14 - GT 7
4:35	GT Smith, Don. 51 yd run (Kelley, J. kick), 4-77 0:58	WCU 14 - GT 14
2nd 10:56	GT McCollum, N. 40 yd run (Kelley, J. kick), 5-60 1:26	WCU 14 - GT 21
1:56	GT Smith, Don. 3 yd run (Kelley, J. kick), 4-39 1:17	WCU 14 - GT 28
3rd 3:55	GT McDuffie, D. 2 yd run (Kelley, J. kick), 8-61 3:22	WCU 14 - GT 35
4th 11:21	WCU McCollum,Richar 44 yd field goal, 14-49 7:34	WCU 17 - GT 35

TEAM STATISTICS

	WCU	GT
First Downs.....	26	15
Rushes-Yards.....	40-119	34-243
Passing Yards.....	271	100
Pass Comp-Att-Int.....	24-35-3	8-17-1
Total Offense.....	390	343
Fumbles-Lost.....	3-1	0-0
Penalties-Yards.....	7-65	4-50
Punts-Yards (Avg./Net).....	3-127 (42.3/28.0)	5-215 (43.0/36.2)
Kickoffs-Yards (Avg./Net).....	4-250 (62.5/39.5)	6-386 (64.3/40.7)
Punt Returns (No.-Yds.-TD).....	2-34-0	2-43-0
Kickoff Returns (No.-Yds.-TD).....	2-42-0	3-67-0
Interceptions (No.-Yds.-TD).....	1-6-0	3-29-0
Fumble Returns (No.-Yds.-TD).....	0-0-0	0-0-0
Time of Possession.....	40:16	19:44
Third-Down Conversions.....	6-of-14	5-of-11
Fourth-Down Conversions.....	0-of-1	0-of-0
Red-Zone Scores-Chances.....	2-2	3-4
Sacks By (No.-Yds).....	0-0	4-27
Field Goals.....	1-1	0-1
Points Off Turnovers.....	0	14

INDIVIDUAL STATISTICS

RUSHING: GT — Smith, Don. 11-102; Sims, J. 8-48; McCollum, N. 2-47; McDuffie, D. 8-25; Hall, H. 5-21.
 WCU — Reid,Desmond 10-47; Davis,Carlos 12-38; Reddick Jr.,Cor 6-32; Jones,TJ 5-14; Adams,Branson 1-3; Gonzales,Cole 5-3; TEAM 1-(-18).

PASSING: GT — Sims, J. 8-17-1 100.
 WCU — Davis,Carlos 18-27-2 233; Gonzales,Cole 6-8-1 38.

RECEIVING: GT — Carter, M. 2-22; Benson, L. 1-19; McCollum, N. 1-17; Norris, K. 1-17; Jenkins, EJ 1-13; Harris, P. 1-12; Rutherford, M. 1-0.
 WCU — Belanger,Ajay 6-42; Jones,TJ 5-38; Reid,Desmond 4-65; Williams,Raphae 2-22; Horne,Terrence 1-49; Keigley,Toler 1-22; Lee,Censere 1-21; Bardall,Clayton 1-12; Reddick Jr.,Cor 1-7; Adams,Branson 1-(-1); Davis,Carlos 1-(-6).

INTERCEPTIONS: GT — Thomas; Sims; Allen.
 WCU — Gattison.

FUMBLE RECOVERIES: GT — Eley.
 WCU — None.

FORCED FUMBLES: GT — None.
 WCU — None.

TACKLES FOR LOSS: GT — White 2.0-17; Johnson 1.0-3; Yondjeun 1.0-3; Stone 1.0-2.
 WCU — Henry 2.5-13; Bresee 2.0-5; Orhororo 1.5-2; Carter 1.0-4; Greene 1.0-4; Robinson 1.0-2; Trotter 0.5-2; Williams 0.5-2.

SACKS: GT — White 2.0-17; Stone 1.0-2.
 WCU — Henry 1.0-8; Bresee 0.5-3; Trotter 0.5-2.



	No. 20/17 OLE MISS	42
	3-0, 0-0	
	GEORGIA TECH	0
	1-2, 0-1	

Game 3 • Sept. 17, 2022 • Atlanta, Ga. • Bobby Dodd Stadium (40,293)

SCORING SUMMARY

	1	2	3	4	F
Ole Miss	14	7	21	0	42
Georgia Tech	0	0	0	0	0

1st	13:34	MISS	Evans,Zach 3 yd run (Cruz,Jonathan kick), 5-74 1:21	MISS 7 - GT 0
	9:51	MISS	Judkins,Quinsho 7 yd run (Cruz,Jonathan kick), 6-20 1:49	MISS 14 - GT 0
2nd	5:36	MISS	Evans,Zach 26 yd run (Cruz,Jonathan kick), 6-77 1:58	MISS 21 - GT 0
3rd	8:51	MISS	Judkins,Quinsho 1 yd run (Cruz,Jonathan kick), 8-63 3:18	MISS 28 - GT 0
	5:20	MISS	Bentley IV,Ullys 15 yd run (Cruz,Jonathan kick), 7-69 2:12	MISS 35 - GT 0
	0:02	MISS	Bentley IV,Ullys 1 yd run (Cruz,Jonathan kick), 12-68 4:00	MISS 42 - GT 0

TEAM STATISTICS

	MISS	GT
First Downs.....	31	13
Rushes-Yards.....	62-316	34-53
Passing Yards.....	231	161
Pass Comp-Att-Int.....	12-19-1	18-32-0
Total Offense.....	547	214
Fumbles-Lost.....	1-0	0-0
Penalties-Yards.....	6-55	4-25
Punts-Yards (Avg./Net).....	3-111 (37.0/37.0)	9-352 (39.1/33.6)
Kickoffs-Yards (Avg./Net).....	7-455 (65.0/40.0)	1-62 (62.0/39.0)
Punt Returns (No.-Yds.-TD).....	4-64-0	0-0-0
Kickoff Returns (No.-Yds.-TD).....	1-23-0	0-0-0
Interceptions (No.-Yds.-TD).....	0-0-0	1(-4)-0
Fumble Returns (No.-Yds.-TD).....	0-0-0	0-0-0
Time of Possession.....	30:53	29:07
Third-Down Conversions.....	7-of-15	6-of-18
Fourth-Down Conversions.....	3-of-3	0-of-2
Red-Zone Scores-Chances.....	5-5	0-1
Sacks By (No.-Yds.).....	70-45	1-11
Field Goals.....	0-0	0-0
Points Off Turnovers.....	0	0

INDIVIDUAL STATISTICS

RUSHING: GT — Hall, H. 8-27; Smith, Don. 5-22; McDuffie, D. 5-6; Sims, J. 16(-2).
 MISS — Evans,Zach 18-134; Judkins,Quinsho 19-98; Dart,Jaxson 10-40; Bentley IV,Ullys 8-27; Miller,Bobo 1-11; Altmeyer,Luke 1-5; Woullard,Isaiah 5-1.
PASSING: GT — Sims, J. 18-32-0 161.
 MISS — Dart,Jaxson 10-16-1-207; Altmeyer,Luke 1-2-0-22; Dent,Kinkead 1-1-0-0.
RECEIVING: GT — McCollum, N. 5-35; Rutherford, M. 4-52; Benson, L. 2-19; Carter, M. 1-18; Jenkins, EJ 1-14; King, R. 1-9; Leonard,Dylan 1-9; Hall, H. 1-5; McDuffie, D. 1-5; Smith, Don. 1(-5).
 MISS — Heath,Malik 4-78; Mingo,Jonathan 3-74; Watkins,Jordan 2-45; Henry,JJ 1-22; Trigg,Michael 1-10; Davis,Qua 1-2.
INTERCEPTIONS: GT — King.
 MISS — None.
FUMBLE RECOVERIES: GT — None.
 MISS — None.
FORCED FUMBLES: GT — Eley.
 MISS — None.
TACKLES FOR LOSS: GT — Eley 3.0-14; Collins 2.0-3; Thomas 1.5-4; Robinson 1.0-6; White 0.5-1; Tatum 0.5-0; King 0.5-0.
 MISS — Clowney 2.0-9; Robinson 1.0-9; Johnson 1.0-8; Reese 1.0-7; Hawkins 1.0-6; Iton 1.0-4; Keys 1.0-4; Johnson 1.0-2; Igbinosun 1.0-3; Tennison 0.5-1; Daniels 0.5-2; Ivey 0.5-1.
SACKS: GT — Eley 1.0-11.
 MISS — Robinson 1.0-9; Johnson 1.0-8; Reese 1.0-7; Hawkins 1.0-6; Keys 1.-4; Daniels 0.5-2; Iton 0.5-2.

	GEORGIA TECH	10
	1-3, 0-1	
	UCF	27
	3-1, 0-0	

Game 4 • Sept. 24, 2022 • Orlando, Fla. • FBC Mortgage Stadium (44,220)

SCORING SUMMARY

	1	2	3	4	F
Georgia Tech	0	7	3	0	10
UCF	3	10	3	11	27

1st	5:13	UCF	Boomer,Colton 21 yd field goal, 20-71 9:47	GT 0 - UCF 3
2nd	5:54	GT	Carter, M. 59 yd pass from Sims, J. (Kelley, J. kick), 2-73 0:31	GT 7 - UCF 3
	1:39	UCF	Boomer,Colton 31 yd field goal, 10-62 4:07	GT 7 - UCF 6
	0:35	UCF	Bullard,Quadric 29 yd punt block return (Boomer,Colton kick)	GT 7 - UCF 13
3rd	9:44	UCF	Boomer,Colton 37 yd field goal, 9-55 4:10	GT 7 - UCF 16
	0:41	GT	Kelley, J. 42 yd field goal, 7-56 2:05	GT 10 - UCF 16
4th	10:37	UCF	Plumlee,John Rh 28 yd run (Gamble,Kemore pass from Plumlee,John Rh), 4-57 1:29	GT 10 - UCF 24
	4:17	UCF	Boomer,Colton 43 yd field goal, 8-49 3:06	GT 10 - UCF 27

TEAM STATISTICS

	GT	UCF
First Downs.....	22	24
Rushes-Yards.....	31-138	56-284
Passing Yards.....	314	49
Pass Comp-Att-Int.....	21-32-0	8-17-1
Total Offense.....	452	333
Fumbles-Lost.....	2-2	2-1
Penalties-Yards.....	8-61	3-30
Punts-Yards (Avg./Net).....	4-125 (31.2/23.0)	3-131 (43.7/38.0)
Kickoffs-Yards (Avg./Net).....	3-195 (65.0/40.0)	7-446 (63.7/35.9)
Punt Returns (No.-Yds.-TD).....	1-17-0	3-72-1
Kickoff Returns (No.-Yds.-TD).....	2-70-0	1-25-0
Interceptions (No.-Yds.-TD).....	1-0-0	0-0-0
Fumble Returns (No.-Yds.-TD).....	0-0-0	2-104
Time of Possession.....	28:12	31:48
Third-Down Conversions.....	4-of-13	5-of-16
Fourth-Down Conversions.....	0-of-3	2-of-2
Red-Zone Scores-Chances.....	0-5	3-4
Sacks By (No.-Yds.).....	2-8	4-26
Field Goals.....	1-3	4-4
Points Off Turnovers.....	3	3

INDIVIDUAL STATISTICS

RUSHING: GT — Hall, H. 7-54; Smith, Don. 7-37; Sims, J. 11-28; McDuffie, D. 4-5; McCollum, N. 2-4.
 UCF — Plumlee,John Rh 16-100; Harvey,RJ 12-73; Bowser,Isaiah 19-70; Richardson,John 7-33; O'Keefe,Ryan 1-10; TEAM 1(-2).
PASSING: GT — Sims, J. 21-32-0 314.
 UCF — Plumlee,John Rh 8-16-1 49; O'Keefe,Ryan 0-1-0-0.
RECEIVING: GT — McCollum, N. 6-51; Carter, M. 3-89; Hall, H. 3-40; Rutherford, M. 2-31; Jenkins, EJ 2-27; Smith, Don. 2-18; Norris, K. 1-30; Leonard,Dylan 1-19; McDuffie, D. 1-9.
 UCF — Richardson,John 3-3; O'Keefe,Ryan 2-6; Bowser,Isaiah 1-22; Gamble,Kemore 1-12; Baker,Javon 1-6.
INTERCEPTIONS: GT — Brooks.
 UCF — None.
FUMBLE RECOVERIES: GT — None.
 UCF — Morris-Brash (2).
FORCED FUMBLES: GT — C. Thomas.
 UCF — J. Jean-Baptiste.
TACKLES FOR LOSS: GT — White 2.0-7; Yondjouen 1.0-3; Stone 1.0-2; Thomas 1.0-1; Eley 1.0-1.
 UCF — Jean-Baptiste 2.0-4; Bullard 2.0-2; Morris-Brash 1.5-8; Yates 1.0-8; Barber 1.0-8; Hodges 0.5-1; Celiscar 0.5-1; Perry 0.5-0.
SACKS: GT — White 1.0-5; Yondjouen 1.0-3.
 UCF — Barber 1.0-8; Yates 1.0-8; Morris-Brash 1.0-7; Jean-Baptiste 1.0-3.

	GEORGIA TECH	26
	2-3, 1-1	
	No. 24 PITT	21
	3-2, 0-1	

Game 5 • Oct. 1, 2022 • Pittsburgh, Pa. • Acrisure Stadium (46,972)

SCORING SUMMARY

	1	2	3	4	F
Georgia Tech	3	3	3	17	26
Pitt	0	7	0	14	21

1st 11:14	GT	Stewart, G. 37 yd field goal, 12-55 3:46	GT 3 - PITT 0
2nd 2:50	GT	Stewart, G. 33 yd field goal, 5-51 2:04	GT 6 - PITT 0
1:04	PITT	Bartholomew,Gav 29 yd pass from Slovis,Kedon (Sauls,Ben kick), 8-75 1:46	GT 6 - PITT 7
3rd 8:36	GT	Stewart, G. 40 yd field goal, 4--6 1:35	GT 9 - PITT 7
4th 12:40	GT	Stewart, G. 30 yd field goal, 9-36 2:41	GT 12 - PITT 7
10:30	GT	Jenkins, EJ 21 yd pass from Sims, J. (Stewart, G. kick), 4-34 2:01	GT 19 - PITT 7
1:57	PITT	Bradley,Jaden 26 yd pass from Slovis,Kedon (Sauls,Ben kick), 9-99 1:54	GT 19 - PITT 14
1:25	GT	Sims, J. 18 yd run (Stewart, G. kick), 3-73 0:30	GT 26 - PITT 14
0:16	PITT	Bradley,Jaden 18 yd pass from Slovis,Kedon (Sauls,Ben kick), 6-68 1:00	GT 26 - PITT 21

TEAM STATISTICS

	GT	PITT
First Downs.....	17	25
Rushes-Yards.....	44-232	31-106
Passing Yards.....	102	305
Pass Comp-Att-Int.....	11-27-0	26-45-1
Total Offense.....	334	411
Fumbles-Lost.....	1-0	2-2
Penalties-Yards.....	4-43	12-75
Punts-Yards (Avg./Net).....	6-273 (45.5/42.8)	6-228 (38.0/38.0)
Kickoffs-Yards (Avg./Net).....	7-446 (63.7/39.1)	3-172 (57.3/39.3)
Punt Returns (No.-Yds.-TD).....	0-0-0	5-26-0
Kickoff Returns (No.-Yds.-TD).....	1-4-0	3-72-0
Interceptions (No.-Yds.-TD).....	1-0-0	0-0-0
Fumble Returns (No.-Yds.-TD).....	1-43-0	0-0-0
Time of Possession.....	31:04	28:56
Third-Down Conversions.....	5-of-17	2-of-12
Fourth-Down Conversions.....	0-of-1	1-of-2
Red-Zone Scores-Chances.....	6-7	1-1
Sacks By (No.-Yds.).....	2-13	4-27
Field Goals.....	4-4	0-0
Points Off Turnovers.....	13	0

INDIVIDUAL STATISTICS

RUSHING: GT — Hall, H. 20-157; Sims, J. 19-77; McDuffie, D. 2-4; Smith, Don. 1-0; TEAM 1-minus 1; McCollum, N. 1-(-5).
 PITT — Davis,Vincent 15-80; Abanikanda,Isra 10-31; Flemister,C'Bo 2-4; TEAM 1-minus 1; Slovis,Kedon 3-(-8).
PASSING: GT — Sims, J. 11-26-0 102; McCollum, N. 0-1-0 0.
 PITT — Slovis,Kedon 26-45-1 305.
RECEIVING: GT — McCollum, N. 3-24; Leonard,Dylan 3-15; Jenkins, EJ 2-54; Hall, H. 2-4; Carter, M. 1-5.
 PITT — Mumpfield,Konat 7-75; Wayne,Jared 6-89; Bartholomew,Gav 3-55; Davis,Vincent 3-14; Bradley,Jaden 2-44; Johnson,Karter 2-20; Means,Bub 1-15; Jacoby,Ryan 1-3; Minor,Marcus 1-(-10).
INTERCEPTIONS: GT — Thomas.
 PITT — None.
FUMBLE RECOVERIES: GT — Bennett; Thomas.
 PITT — None.
FORCED FUMBLES: GT — Eley; King.
 PITT — None.
TACKLES FOR LOSS: GT — Eley 2.5-20; King 1.0-4; Yondjouen 1.0-4; Gee 0.5-0.
 PITT — Kancey 3.5-10; Danielson 2.0-3; Hallett 1.0-8; Kamara 1.0-8; DeShields 1.0-8; Green 1.0-4; Baldonado 1.0-2; Dennis 0.5-1.
SACKS: GT — Eley 1.0-9; Yondjouen 1.0-4.
 PITT — DeShields 1.0-8; Kamara 1.0-8; Kancey 1.0-7; Green 1.0-4.

	DUKE	20
	4-2, 1-1	
	GEORGIA TECH	23
	3-3, 2-1	

Game 6 • Oct. 8, 2022 • Atlanta, Ga. • Bobby Dodd Stadium (32,041)

SCORING SUMMARY

	1	2	3	4	OT	F
Duke	0	3	3	14	0	20
Georgia Tech	3	7	7	3	3	23

2nd 8:02	GT	McCollum, N. 18 yd pass from Sims, J. (Stewart, G. kick), 12-94 5:44	DUKE 0 - GT 10
2:03	DUKE	Ham,Charlie 45 yd field goal, 12-45 5:52	DUKE 3 - GT 10
3rd 11:30	GT	Blackburn,Leo 37 yd pass from Sims, J. (Stewart, G. kick), 4-71 1:30	DUKE 3 - GT 17
1:31	DUKE	Ham,Charlie 28 yd field goal, 9-27 3:52	DUKE 6 - GT 17
4th 10:42	GT	Stewart, G. 23 yd field goal, 13-69 5:49	DUKE 6 - GT 20
5:55	DUKE	Hagans,Sahmir 81 yd punt return (Ham,Charlie kick)	DUKE 13 - GT 20
0:08	DUKE	Dalmolin,Nicky 2 yd pass from Leonard,Riley (Ham,Charlie kick), 13-80 2:33	DUKE 20 - GT 20
OT 15:00	GT	Stewart, G. 37 yd field goal, 4-5 0:00	DUKE 20 - GT 23

TEAM STATISTICS

	DUKE	GT
First Downs.....	21	24
Rushes-Yards.....	33-142	37-180
Passing Yards.....	136	232
Pass Comp-Att-Int.....	20-42-1	24-36-0
Total Offense.....	278	412
Fumbles-Lost.....	0-0	0-0
Penalties-Yards.....	7-75	8-88
Punts-Yards (Avg./Net).....	4-177(44.2/37.0)	6-271 (45.2/12.2)
Kickoffs-Yards (Avg./Net).....	5-321 (64.2/41.6)	5-323 (64.6/40.6)
Punt Returns (No.-Yds.-TD).....	4-158-1	2-9-0
Kickoff Returns (No.-Yds.-TD).....	2-45-0	1-13-0
Interceptions (No.-Yds.-TD).....	0-0-0	1-0-0
Fumble Returns (No.-Yds.-TD).....	0-0-0	0-0-0
Time of Possession.....	29:56	30:04
Third-Down Conversions.....	7-of-18	5-of-15
Fourth-Down Conversions.....	1-of-2	0-of-0
Red-Zone Scores-Chances.....	2-4	4-4
Sacks By (No.-Yds.).....	0-0	3-7
Field Goals.....	2-3	3-3
Points Off Turnovers.....	0	0

INDIVIDUAL STATISTICS

RUSHING: GT — Sims, J. 17-95; Hall, H. 17-70; Smith, Don. 2-17; TEAM 1-(-2).
 DUKE — Moore,Jaquez 12-59; Moore,Terry 5-30; Leonard,Riley 9-29; Waters,Jordan 7-24.
PASSING: GT — Sims, J. 23-34-0 227; Gibson,Zach 1-2-0 5.
 DUKE — Leonard,Riley 20-41-1-136.
RECEIVING: GT — McCollum, N. 8-101; Hall, H. 4-6; Blackburn,Leo 3-49; King, R. 3-29; Leonard,Dylan 2-29; Jenkins, EJ 2-18; Sims, J. 1-1; Rutherford, M. 1-(-1).
 DUKE — Waters,Jordan 5-21; Robertson,Jonta 3-41; Pancol,Eli 3-27; Moore,Jordan 3-22; Dalmolin,Nicky 3-9; Moore,Jaquez 1-7; Bowen-Sims,Mali 1-6; Moore,Terry 1-3.
INTERCEPTIONS: GT — Wallace.
 DUKE — None.
FUMBLE RECOVERIES: GT — None.
 DUKE — None.
FORCED FUMBLES: GT — None.
 DUKE — None.
TACKLES FOR LOSS: GT — Wallace 1.0-3; Kennard 1.0-1; Thomas 1.0-1; Eley 0.5-2; Scott 0.-2; Gee 0.5-1; Yondjouen 0.5-1.
 DUKE — Oben 1.0-6; Young 1.0-4; Smith 1.0-2; Carter 1.0-1; Joiner 1.0-1.
SACKS: GT — Kennard 1.0-1; Eley 0.5-2; Scott 0.5-2; Gee 0.5-1; Yondjouen 0.5-1.
 DUKE — Oben 1.0-6.



	VIRGINIA	16
	3-4, 1-3	
	GEORGIA TECH	9
	3-4, 2-2	

Game 7 • Oct. 20, 2022 • Atlanta, Ga. • Bobby Dodd Stadium (29,362)

SCORING SUMMARY

	1	2	3	4	F
Ole Miss	14	7	21	0	42
Georgia Tech	0	0	0	0	0

1st	6:51	GT	Brooks, M. 37 yd interception return (Stewart, G. kick failed)	UVA 0 - GT 6
	2:01	UVA	Armstrong,Brenn 1 yd run (Bettridge,Will kick), 9-75 4:50	UVA 7 - GT 6
2nd	7:24	UVA	Wicks 44 yd pass from Armstrong (Bettridge,Will kick failed), 3-69 1:07	UVA 13 - GT 6
	0:24	GT	Stewart, G. 35 yd field goal, 9-70 0:52	UVA 13 - GT 9
3rd	6:21	UVA	Bettridge,Will 28 yd field goal, 4--2 1:58	UVA 16 - GT 9

TEAM STATISTICS

	UVA	GT
First Downs.....	17	13
Rushes-Yards.....	38-156	37-56
Passing Yards.....	255	146
Pass Comp-Att-Int.....	20-35-2	16-36-1
Total Offense.....	411	202
Fumbles-Lost.....	3-2	1-1
Penalties-Yards.....	10-92	7-56
Punts-Yards (Avg./Net).....	6-215 (35.8/34.2)	10-430 (43.0/38.4)
Kickoffs-Yards (Avg./Net).....	4-260 (65.0/40.0)	3-192 (64.0/47.7)
Punt Returns (No.-Yds.-TD).....	4-46-0	1-0-0
Kickoff Returns (No.-Yds.-TD).....	2-24-0	0-0-0
Interceptions (No.-Yds.-TD).....	1-0-0	2-29-1
Fumble Returns (No.-Yds.-TD).....	0-0-0	0-0-0
Time of Possession.....	31:48	28:12
Third-Down Conversions.....	2-of-14	6-of-21
Fourth-Down Conversions.....	1-of-3	0-of-1
Red-Zone Scores-Chances.....	2-3	1-2
Sacks By (No.-Yds.).....	8-50	0-0
Field Goals.....	1-3	1-1
Points Off Turnovers.....	3	6

INDIVIDUAL STATISTICS

RUSHING: GT — Hall, H. 12-42; Smith, Don. 9-34; Rutherford, M. 1-4; Sims, J. 3-1; Gibson,Zach 12-(-25). UVA — Armstrong,Brenn 13-91; Brown,Xavier 12-45; Jones,Perris 10-17; Thompson,Keytao 1-5; TEAM 1-(-1); Bracey,Stevie 1-(-1).

PASSING: GT — Gibson,Zach 11-26-0 99; Sims, J. 6-11-1 47. UVA — Armstrong,Brenn 20-35-2 255.

RECEIVING: GT — McCollum, N. 5-62; Carter, M. 4-43; Hall, H. 4-37; Rutherford, M. 2-4; Leonard,Dylan 2-0. UVA — Thompson,Keytao 7-89; Wicks,Dontayvio 4-99; Misch,Grant 4-28; Brown,Xavier 4-8; Davis Jr.,Lavel 1-31.

INTERCEPTIONS: GT — Brooks; Walton. UVA — King.

FUMBLE RECOVERIES: GT — Brooks; Harvey. UVA — Jackson.

FORCED FUMBLES: GT — Edwards; Tatum. UVA — None.

TACKLES FOR LOSS: GT — White 2.0-4; Thomas 2.0-3; Brooks 1.5-2; Douse 1.0-1; Eley 0.5-1. UVA — Akere 2.0-17; Jackson 2.0-14; Bennett 2.0-11; Diatta 2.0-6; Agunloye 1.0-2; Faumui 0.5-3; Butler 0.5-3.

SACKS: GT — None. UVA — Alere 2.0-17; Jackson 2.0-14; Bennett 2.0-11; Diatta 1.0-2; Faumui 0.5-3; Butler 0.5-3.

	GEORGIA TECH	16
	3-5, 2-3	
	FLORIDA STATE	41
	5-3, 3-3	

Game 8 • Oct. 29, 2022 • Tallahassee, Fla. • Doak Campbell Stadium (61,007)

SCORING SUMMARY

	1	2	3	4	F
Georgia Tech	3	0	7	6	16
Florida St.	7	17	7	10	41

1st	3:58	GT	Stewart, G. 38 yd field goal, 4-3 1:57	GT 3 - FSU 0
	0:02	FSU	Toafili,Lawranc 7 yd run (Fitzgerald,Ryan kick), 9-80 3:50	GT 3 - FSU 7
2nd	10:34	FSU	Wilson,Johnny 78 yd pass from Travis,Jordan (Fitzgerald,Ryan kick), 4-90 1:26	GT 3 - FSU 14
	2:52	FSU	Toafili,Lawranc 62 yd pass from Travis,Jordan (Fitzgerald,Ryan kick), 4-66 1:28	GT 3 - FSU 21
	0:00	FSU	Fitzgerald,Ryan 34 yd field goal, 8-24 1:14	GT 3 - FSU 24
3rd	13:06	GT	Jenkins, EJ 32 yd pass from Pyron,Zach (Stewart, G. kick), 6-54 1:52	GT 10 - FSU 24
	8:20	FSU	Douglas,Ja'Khi 24 yd pass from Travis,Jordan (Fitzgerald,Ryan kick), 12-91 4:40	GT 10 - FSU 31
4th	13:31	FSU	Fitzgerald,Ryan 24 yd field goal, 13-74 6:03	GT 10 - FSU 34
	1:09	FSU	Campbell,CJ 7 yd run (Fitzgerald,Ryan kick), 12-97 7:01	GT 10 - FSU 41
	0:00	GT	Pyron,Zach 8 yd run, 10-75 1:09	GT 16 - FSU 41

TEAM STATISTICS

	GT	FSU
First Downs.....	16	32
Rushes-Yards.....	30-66	43-246
Passing Yards.....	198	396
Pass Comp-Att-Int.....	20-31-0	24-39-0
Total Offense.....	264	642
Fumbles-Lost.....	1-0	3-2
Penalties-Yards.....	9-107	13-104
Punts-Yards (Avg./Net).....	7-266 (38.0/33.3)	0-0 (0.0/0.0)
Kickoffs-Yards (Avg./Net).....	2-128 (64.0/46.0)	7-453 (64.7/40.0)
Punt Returns (No.-Yds.-TD).....	0-0-0	2-23-0
Kickoff Returns (No.-Yds.-TD).....	0-0-0	2-36-0
Interceptions (No.-Yds.-TD).....	0-0-0	0-0-0
Fumble Returns (No.-Yds.-TD).....	1-71-0	0-0-0
Time of Possession.....	25:07	34:53
Third-Down Conversions.....	2-of-13	9-of-15
Fourth-Down Conversions.....	2-of-3	1-of-2
Red-Zone Scores-Chances.....	2-3	4-5
Sacks By (No.-Yds.).....	1-7	4-27
Field Goals.....	1-1	2-2
Points Off Turnovers.....	3	0

INDIVIDUAL STATISTICS

RUSHING: GT — Hall, H. 10-45; Smith, Don. 7-30; McCollum, N. 1-14; Gibson,Zach 2-minus 4; Pyron,Zach 10-(-19). FSU — Benson,Trey 18-111; Toafili,Lawranc 13-70; Hill,Rodney 6-41; Campbell,CJ 3-23; McClain,Malik 1-6; Pittman,Mycah 1-2; Travis,Jordan 1-(-7).

PASSING: GT — Pyron,Zach 18-29-0 198; Gibson,Zach 2-3-0 0. FSU — Travis,Jordan 24-38-0 396; TEAM 0-1-0 0.

RECEIVING: GT — McCollum, N. 5-41; Jenkins, EJ 3-66; Leonard,Dylan 3-18; Harris, P. 2-21; Smith, Don. 2-8; Hall, H. 2-0; Carter, M. 1-19; Rutherford, M. 1-14; Benson, L. 1-11. FSU — Toafili,Lawranc 5-84; Douglas,Ja'Khi 4-63; Wilson,Johnny 3-111; McDonald,Camren 3-39; Pittman,Mycah 3-22; Poitier,Kentron 2-32; Wilson,Ontaria 1-24; Benson,Trey 1-10; Daniel,Preston 1-6; McClain,Malik 1-5.



INTERCEPTIONS: GT — None. FSU — None.

FUMBLE RECOVERIES: GT — C. Thomas; N. Collins. FSU — None.

FORCED FUMBLES: GT — J. Moore. FSU — None.

TACKLES FOR LOSS: GT — Tatum 1.0-7; Stone 1.0-2; Moore 0.5-1; Thomas 0.5-0. FSU — Verse 2.5-9; Bethune 1.5-12; Robinson 1.5-4; Warner 1.5-8; DeLoach 1.0-6; Farmer 1.0-2; Payton 1.0-1.

SACKS: GT — Tatum 1.0-7. FSU — Bethune 1.5-12; Warner 1.5-8; Verse 0.5-4; DeLoach 0.5-3.

	GEORGIA TECH	28
	4-5, 3-3	
	VIRGINIA TECH	27
	2-7, 1-5	

Game 9 • Nov. 5, 2022 • Blacksburg, Va. • Lane Stadium (46,972)

SCORING SUMMARY

	1	2	3	4	F
Georgia Tech	10	3	3	12	28
Virginia Tech	0	20	7	0	27



1st	8:13	GT	Smith, Don. 29 yd run (Stewart, G. kick), 7-70 2:20	GT 7 - VT 0
	1:22	GT	Stewart, G. 19 yd field goal, 10-74 4:41	GT 10 - VT 0
2nd	10:15	VT	Wells, Grant 3 yd run (Ross, William kick), 6-50 1:53	GT 10 - VT 7
	3:51	VT	King, Keshawn 1 yd run (Ross, William kick block), 8-43 2:57	GT 10 - VT 13
	0:50	VT	Holloway, Tucker 90 yd punt return (Ross, William kick)	GT 10 - VT 20
	0:00	GT	Stewart, G. 27 yd field goal, 8-65 0:50	GT 13 - VT 20
3rd	7:56	GT	Stewart, G. 22 yd field goal, 10-57 5:38	GT 16 - VT 20
	4:03	VT	Lawson, Keli 7 yd interception return (Ross, William kick)	GT 16 - VT 27
4th	9:02	GT	McCollum, N. 56 yd pass from Pyron, Zach (Benson, L. pass failed), 5-90 1:38	GT 22 - VT 27
	3:30	GT	Pyron, Zach 9 yd run (McCollum, N. rush failed), 9-73 3:24	GT 28 - VT 27

TEAM STATISTICS

	GT	VT
First Downs.....	22	20
Rushes-Yards.....	45-210	39-138
Passing Yards.....	253	166
Pass Comp-Att-Int.....	19-32-1	15-27-1
Total Offense.....	463	304
Fumbles-Lost.....	0-0	4-3
Penalties-Yards.....	3-25	7-55
Punts-Yards (Avg./Net).....	7-337 (48.1/21.3)	6-269 (44.8/44.5)
Kickoffs-Yards (Avg./Net).....	6-383 (63.8/41.5)	5-325 (65.0/40.0)
Punt Returns (No.-Yds.-TD).....	1-2-0	7-188-1
Kickoff Returns (No.-Yds.-TD).....	0-0-0	3-59-0
Interceptions (No.-Yds.-TD).....	1-1-0	1-0-1
Fumble Returns (No.-Yds.-TD).....	1-0-0	0-0-0
Time of Possession.....	33:12	26:48
Third-Down Conversions.....	5-of-16	4-of-12
Fourth-Down Conversions.....	1-of-2	0-of-0
Red-Zone Scores-Chances.....	4-4	2-3
Sacks By (No.-Yds.).....	5-34	3-25
Field Goals.....	3-3	0-1
Points Off Turnovers.....	15	7

INDIVIDUAL STATISTICS

RUSHING: GT — Smith, Don. 9-85; Pyron, Zach 17-66; Hall, H. 10-41; Felix, Jamie 7-20; TEAM 2-(-2).
 VT — King, Keshawn 13-79; Wells, Grant 19-32; Holston, Jalen 4-21; Black, Chance 2-13; TEAM 1-(-7).
PASSING: GT — Pyron, Zach 19-32-1-253.
 VT — Wells, Grant 14-25-1-164; Black, Chance 0-1-0-0; Brown, Jason 1-1-0-2.
RECEIVING: GT — McCollum, N. 7-103; Carter, M. 4-61; Smith, Don. 3-22; Benson, L. 2-18; Harris, P. 2-6; Jenkins, EJ 1-43.
 VT — Smith, Kaleb 4-78; Gallo, Nick 4-34; King, Keshawn 2-11; Duke, Bryce 2-2; Blue, Jadan 1-17; Blumrick, Connor 1-14; Gosnell, Stephen 1-10.
INTERCEPTIONS: GT — Powell-Lee.
 VT — Lawson.
FUMBLE RECOVERIES: GT — Powell-Lee; Scott; Collins.
 VT — None.
FORCED FUMBLES: GT — Thomas; Douse.
 VT — None.
TACKLES FOR LOSS: GT — Douse 2.5-18; Thomas 1.0-12; Kennard 1.0-4; White 0.5-0.
 VT — Kendrick 2.0-12; Garbutt 1.0-11; Griffin 1.0-5; Nelson 0.5-1; Hollifield 0.5-0.
SACKS: GT — Douse 2.5-18; Thomas 1.0-12; Kennard 1.0-4; White 0.5-0.
 VT — Kendrick 2.0-12; Garbutt 1.0-11; Griffin 1.0-5; Nelson 0.5-1; Hollifield 0.5-0.

	MIAMI	35
	5-5, 3-3	
	GEORGIA TECH	14
	4-6, 3-4	

Game 10 • Nov. 12, 2022 • Atlanta, Ga. • Bobby Dodd Stadium (33,857)

SCORING SUMMARY

	1	2	3	4	F
Miami (FL)	7	7	0	21	35
Georgia Tech	0	7	0	7	14

1st	8:44	MIA	Mallory, Will 22 yd pass from Brown, Jacurri (Borregales, Andr kick), 11-75 6:16	UM 7 - GT 0
2nd	9:26	MIA	Skinner, Jaleel 4 yd pass from Brown, Jacurri (Borregales, Andr kick), 14-93 7:31	UM 14 - GT 0
	0:30	GT	McCollum, N. 9 yd pass from Pyron, Zach (Stewart, G. kick), 15-99 4:19	UM 14 - GT 7
4th	7:52	MIA	Young, Colbie 8 yd pass from Brown, Jacurri (Borregales, Andr kick), 8-51 3:54	UM 21 - GT 7
	4:29	MIA	Knighon, Jaylan 2 yd run (Borregales, Andr kick), 4-34 1:44	UM 28 - GT 7
	2:36	MIA	Kinchens, Kamren 99 yd interception return (Borregales, Andr kick)	UM 35 - GT 7
	0:36	GT	Felix, Jamie 7 yd pass from Gibson, Zach (Stewart, G. kick), 13-71 1:56	UM 35 - GT 14

TEAM STATISTICS

	MIA	GT
First Downs.....	21	23
Rushes-Yards.....	44-217	27-129
Passing Yards.....	136	234
Pass Comp-Att-Int.....	14-19-0	24-43-4
Total Offense.....	353	363
Fumbles-Lost.....	0-0	1-0
Penalties-Yards.....	9-79	4-30
Punts-Yards (Avg./Net).....	5-230 (55.3/40.7)	4-139 (34.8/34.8)
Kickoffs-Yards (Avg./Net).....	6-332 (55.3/40.7)	2-125 (62.5/40.5)
Punt Returns (No.-Yds.-TD).....	0-0-0	0-0-0
Kickoff Returns (No.-Yds.-TD).....	2-19-0	3-30-0
Interceptions (No.-Yds.-TD).....	4-99-1	0-0-0
Fumble Returns (No.-Yds.-TD).....	0-0-0	0-0-0
Time of Possession.....	35:46	24:14
Third-Down Conversions.....	7-of-12	4-of-12
Fourth-Down Conversions.....	0-of-0	1-of-2
Red-Zone Scores-Chances.....	3-3	2-3
Sacks By (No.-Yds.).....	2-4	1-9
Field Goals.....	0-0	0-0
Points Off Turnovers.....	14	0

INDIVIDUAL STATISTICS

RUSHING: GT — Pyron, Zach 8-66; Smith, Don. 5-27; Felix, Jamie 4-18; Hall, H. 8-15; Gibson, Zach 2-3.
 MIA — Knighton, Jaylan 16-118; Brown, Jacurri 19-87; Smith, Brashard 1-9; Franklin, Jr, T 3-7; Stanley, Lucious 3-6; TEAM 2-(-10).
PASSING: GT — Pyron, Zach 12-22-2-114; Gibson, Zach 12-21-2-120.
 MIA — Brown, Jacurri 14-19-0-136.
RECEIVING: GT — McCollum, N. 8-101; Hall, H. 5-19; Felix, Jamie 3-19; Rutherford, M. 2-33; Carter, M. 2-24; Smith, Don. 2-6; Harris, P. 1-23; Benson, L. 1-9.
 MIA — Smith, Brashard 4-37; Restrepo, Xavier 3-10; Ladson Jr, Fran 2-42; Young, Colbie 2-19; Mallory, Will 1-22; Skinner, Jaleel 1-4; Franklin, Jr, T 1-2.
INTERCEPTIONS: GT — None.
 MIA — Kinchens (3); Stevenson.
FUMBLE RECOVERIES: GT — None.
 MIA — None.
FORCED FUMBLES: GT — None.
 MIA — None.
TACKLES FOR LOSS: GT — Wallace 1.0-9; White 1.0-1; Kennard 0.5-0; Scott 0.5-1;
 MIA — Agide 1.5-4; Stevenson 1.0-2; Porter 1.0-2; Williams 1.0-2; Harvey 1.0-1; Flagg 1.0-1; Kinchens 0.5-1; Johnson 0.5-1; Miller 0.5-1; Smith 0.5-1; Taylor 0.5-0.
SACKS: GT — Wallace 1.0-9.
 MIA — Agude 1.0-3; Harvey 1.0-1.



2022-23 Georgia Tech Football
Game Results
All games

Team Results

	Date	Opponent		Score	Overall	Conf	Time	Attend
*	09/05/2022	Clemson	L	10-41	0-1	0-1	4:21	47712
	09/10/2022	Western Caro.	W	35-17	1-1	0-1	3:07	36486
	09/17/2022	Ole Miss	L	0-42	1-2	0-1	3:08	40293
	09/24/2022	at UCF	L	10-27	1-3	0-1	3:21	44220
*	10/01/2022	at Pittsburgh	W	26-21	2-3	1-1	3:33	46972
*	10/08/2022	Duke	Wot1	23-20	3-3	2-1	3:28	32041
*	10/20/2022	Virginia	L	9-16	3-4	2-2	3:43	29362
*	10/29/2022	at Florida St.	L	16-41	3-5	2-3	3:23	61007
*	11/05/2022	at Virginia Tech	W	28-27	4-5	3-3	3:25	62844
*	11/12/2022	Miami (FL)	L	14-35	4-6	3-4	3:13	33857



2022-23 Georgia Tech Football
Overall Team Statistics
All games

Team Statistics

	GATECH	OPP
Scoring	171	287
Points per game	17.1	28.7
Points Off Turnovers	54	27
First Downs	178	240
Rushing	73	109
Passing	87	102
Penalty	18	29
Rushing Yardage	1366	1836
Yards gained rushing	1702	2092
Yards lost rushing	336	256
Rushing attempts	349	426
Average per rush	3.9	4.3
Average per game	136.6	183.6
TDs Rushing	9	16
Passing Yardage	1904	2204
Comp-Att-Int	184-322-8	186-316-10
Average per pass	5.9	7.0
Average per catch	10.3	11.8
Average per game	190.4	220.4
TDs Passing	9	15
Total offense	3270	4040
Total plays	671	742
Average per play	4.9	5.4
Average per game	327.0	404.0
Kick returns: #-Yards	10-184	18-345
Punt returns: #-Yards	8-79	32-604
Int returns: #-Yards	10-55	8-112
Kick return average	18.4	19.2
Punt return average	9.9	18.9
Int return average	5.5	14.0
Fumbles-Lost	8-3	20-12
Penalties-Yards	61-571	77-640
Average per game	57.1	64.0
Punts-Yards	66-2692	42-1752
Average per punt	40.8	41.7
Net punt average	31.5	38.6
Kickoffs-Yards	39-2444	56-3534
Average per kick	62.7	63.1
Net kick average	40.1	39.6
Time of possession / game	27:49	32:11
3rd-down conversion	44/152	56/144
3rd-down pct	29%	39%
4rd-down conversion	6/19	10/16



**2022-23 Georgia Tech Football
Overall Team Statistics
All games**

	GATECH	OPP
4rd-down pct	32%	63%
Sacks by-Yards	22-135	35-223
Misc Yards	0	0
Touchdowns scored	19	36
Field goals - attempts	14-18	12-17
On-Side kicks	0-1	0-0
Red-zone scores	(23-34) 68%	(30-36) 83%
Red-zone touchdowns	(11-34) 32%	(20-36) 56%
PAT-attempts	(15-16) 94%	(33-35) 94%
2-point conversion-attempts	(0-2) 0%	(1-1) 100%
Attendance	219751	215043
Games / Avg per game	6/36625	4/53761
Neutral site games	-	0/0

Score by Periods

Team	1st	2nd	3rd	4th	OT	TOT
Georgia Tech	39	47	37	45	3	171
Opponents	52	91	54	90	0	287



2022-23 Georgia Tech Football
Individual Statistics
All games

Rushing

Player	gp	att	gain	loss	net	avg	td	lg	avg/g
Hassan Hall	10	101	506	33	473	4.7	0	63	47.3
Dontae Smith	10	65	381	11	370	5.7	4	51	37.0
Jeff Sims	7	87	436	148	288	3.3	1	42	41.1
Zach Pyron	3	35	184	57	127	3.6	2	19	42.3
Nate McCollum	10	6	71	15	56	9.3	1	40	5.6
Dylan McDuffie	8	22	51	6	45	2.0	1	9	5.6
Jamie Felix	3	11	41	3	38	3.5	0	10	12.7
Malik Rutherford	10	1	4	0	4	4.0	0	4	0.4
Malachi Carter	9	1	0	4	-4	-4.0	0	0	-0.4
Zach Gibson	4	16	28	54	-26	-1.6	0	11	-6.5
Team	10	4	0	5	-5	-1.3	0	0	-0.5
Total	10	349	1702	336	1366	3.9	9	63	136.6
Opponents	10	426	2092	256	1836	4.3	16	43	183.6

Passing

Player	gp	effic	comp-att-int	pct	yds	td	lg	avg/g
Jeff Sims	7	113.9	110-188-3	58.5	1115	5	59	159.3
Zach Pyron	3	122.4	49-82-3	59.8	565	3	56	188.3
Zach Gibson	4	84.5	25-51-2	49.0	224	1	27	56.0
Nate McCollum	10	0.0	0-1-0	0.0	0	0	0	0.0
Total	10	111.1	184-322-8	57.1	1904	9	59	190.4
Opponents	10	126.8	186-316-10	58.9	2204	15	78	220.4

Receiving

Player	gp	no.	yds	avg	td	lg	avg/g
Nate McCollum	10	54	590	10.9	3	56	59.0
Hassan Hall	10	24	108	4.5	0	16	10.8
Malachi Carter	9	20	305	15.3	1	59	33.9
EJ Jenkins	10	15	269	17.9	3	43	26.9
Malik Rutherford	10	14	143	10.2	0	38	14.3
Dontae Smith	10	13	65	5.0	0	13	6.5
Dylan Leonard	7	11	90	8.2	0	19	12.9
Luke Benson	10	9	85	9.4	0	19	8.5
Peje' Harris	7	6	62	10.3	0	23	8.9
Dylan McDuffie	8	5	33	6.6	0	9	4.1
Ryan King	9	4	38	9.5	0	25	4.2
Leo Blackburn	5	3	49	16.3	1	37	9.8
Jamie Felix	3	3	19	6.3	1	14	6.3
Kalani Norris	4	2	47	23.5	0	30	11.8
Jeff Sims	7	1	1	1.0	0	1	0.1
Total	10	184	1904	10.3	9	59	190.4
Opponents	10	186	2204	11.8	15	78	220.4

Punt Returns

Player	no.	yds	avg	td	lg
Nate McCollum	7	79	11.3	0	29
Hassan Hall	1	0	0.0	0	0
Total	8	79	9.9	0	29
Opponents	32	604	18.9	3	90

Interceptions

Player	no.	yds	avg	td	lg
LaMiles Brooks	2	37	18.5	1	37
Charlie Thomas	2	28	14.0	0	28
Jaylon King	1	-4	-4.0	0	0
Zamari Walton	1	-8	-8.0	0	0
Myles Sims	1	1	1.0	0	1
Derrick Allen	1	0	0.0	0	0
KJ Wallace	1	0	0.0	0	0
Clayton Powell-Lee	1	1	1.0	0	1
Total	10	55	5.5	1	37
Opponents	8	112	14.0	2	99

Kick Returns

Player	no.	yds	avg	td	lg
Hassan Hall	7	164	23.4	0	41
Nate McCollum	1	4	4.0	0	4
Kaleb Edwards	1	8	8.0	0	8
Daylon Gordon	1	8	8.0	0	8
Total	10	184	18.4	0	41
Opponents	18	345	19.2	0	31

Fumble Returns

Player	no.	yds	avg	td	lg
Charlie Thomas	2	114	57.0	0	71
Ayinde Eley	2	0	0.0	0	0
Noah Collins	2	0	0.0	0	0
Clayton Powell-Lee	2	0	0.0	0	0
Makius Scott	1	0	0.0	0	0
LaMiles Brooks	1	0	0.0	0	0
Ahmari Harvey	1	0	0.0	0	0
Total	12	114	9.5	0	71
Opponents	3	104	34.7	0	90



**2022-23 Georgia Tech Football
Individual Statistics
All games**

Scoring

Player	td	fg	PAT						pts
			kick	rush	rcv	pass	dxp	saf	
Gavin Stewart	-	12-12	8-9	-	-	-	-	-	44
Dontae Smith	4	-	-	-	-	-	-	-	24
Nate McCollum	4	-	-	-	-	-	-	-	24
EJ Jenkins	3	-	-	-	-	-	-	-	18
Jude Kelley	-	2-6	7-7	-	-	-	-	-	13
Zach Pyron	2	-	-	-	-	-	-	-	12
Dylan McDuffie	1	-	-	-	-	-	-	-	6
Malachi Carter	1	-	-	-	-	-	-	-	6
Jeff Sims	1	-	-	-	-	-	-	-	6
LaMiles Brooks	1	-	-	-	-	-	-	-	6
Leo Blackburn	1	-	-	-	-	-	-	-	6
Jamie Felix	1	-	-	-	-	-	-	-	6
Total	19	14-18	15-16	0	0	0	0	0	171
Opponents	36	12-17	33-35	0	1	1	0	0	287

Field Goals

Player	fg	pct.	01-19	20-29	30-39	40-49	50-99	lg	blk
Gavin Stewart	12-12	100.0	1-1	4-4	6-6	1-1	0-0	40	0
Jude Kelley	2-6	33.3	0-0	0-1	0-2	2-2	0-1	45	0
Opponents	12-17	70.6	0-0	5-6	4-5	3-4	0-2	45	2

FG Sequence

Team Name	Georgia Tech	Opponents
Clemson	50,(45)	(29),(32)
Western Caro.	25	(44)
UCF	32,37,(42)	(21),(31),(37),(43)
Pittsburgh	(37),(33),(40),(30)	
Duke	(22),(23),(37)	(45),(28),52
Virginia	(35)	39,(28),29
Florida St.	(38)	(34),(24)
Virginia Tech	(19),(27),(22)	40
Ole Miss		51

Numbers in parentheses indicate field goal was made

Total Offense

Player	g	plays	rush	pass	total	avg/g
Jeff Sims	7	275	288	1115	1403	200.4
Zach Pyron	3	117	127	565	692	230.7
Hassan Hall	10	101	473	0	473	47.3
Dontae Smith	10	65	370	0	370	37.0
Zach Gibson	4	67	-26	224	198	49.5
Nate McCollum	10	7	56	0	56	5.6
Dylan McDuffie	8	22	45	0	45	5.6
Jamie Felix	3	11	38	0	38	12.7
Malik Rutherford	10	1	4	0	4	0.4
Malachi Carter	9	1	-4	0	-4	-0.4
Team	10	0	-5	0	-5	-0.5
Total	10	671	1366	1904	3270	327.0
Opponents	10	742	1836	2204	4040	404.0

Punting

Player	no.	yds	avg	lg	tb	fc	i20	50+	blk
David Shanahan	62	2692	43.4	57	3	9	10	16	0
Team	4	0	0.0	0	0	0	0	0	4
Total	66	2692	40.8	57	3	9	10	16	4
Opponents	42	1752	41.7	54	3	10	16	8	1

Kickoffs

Player	no.	yds	avg	tb	ob	retn	net	ydln
Gavin Stewart	34	2178	64.1	19	0			
Jude Kelley	5	266	53.2	2	0			
Total	39	2444	62.7	21	0	18	40.1	24
Opponents	56	3534	63.1	43	0	10	39.6	25



2022-23 Georgia Tech Football
Individual Statistics
All games

All Purpose

Player	g	rush	rcv	pr	kr	ir	total	avg/g
Hassan Hall	10	473	108	0	164	0	745	74.5
Nate McCollum	10	56	590	79	4	0	729	72.9
Dontae Smith	10	370	65	0	0	0	435	43.5
Malachi Carter	9	-4	305	0	0	0	301	33.4
Jeff Sims	7	288	1	0	0	0	289	41.3
EJ Jenkins	10	0	269	0	0	0	269	26.9
Malik Rutherford	10	4	143	0	0	0	147	14.7
Zach Pyron	3	127	0	0	0	0	127	42.3
Dylan Leonard	7	0	90	0	0	0	90	12.9
Luke Benson	10	0	85	0	0	0	85	8.5
Dylan McDuffie	8	45	33	0	0	0	78	9.8
Peje' Harris	7	0	62	0	0	0	62	8.9
Jamie Felix	3	38	19	0	0	0	57	19.0
Leo Blackburn	5	0	49	0	0	0	49	9.8
Kalani Norris	4	0	47	0	0	0	47	11.8
Ryan King	9	0	38	0	0	0	38	4.2
LaMiles Brooks	10	0	0	0	0	37	37	3.7
Charlie Thomas	10	0	0	0	0	28	28	2.8
Daylon Gordon	7	0	0	0	8	0	8	1.1
Kaleb Edwards	7	0	0	0	8	0	8	1.1
Myles Sims	10	0	0	0	0	1	1	0.1
Clayton Powell-Lee	10	0	0	0	0	1	1	0.1
Jaylon King	5	0	0	0	0	-4	-4	-0.8
Zamari Walton	10	0	0	0	0	-8	-8	-0.8
Zach Gibson	4	-26	0	0	0	0	-26	-6.5
Team	10	-5	0	0	0	0	-5	-0.5
Total	10	1366	1904	79	184	55	3588	358.8
Opponents	10	1836	2204	604	345	112	5101	510.1



**2022-23 Georgia Tech Football
Overall Defense Statistics
All games**

Team Defense

##	Player	gp	Tackles				tfl/yds	Sacks	Pass defense			Fumbles		blkd	
			ua	a	tot	no-yds		int-yds	brup	qbh	fr-yds	ff	kick	saf	
2	Ayinde Eley	10	47	51	98	9.5-53	3.5-33	.	3	4	2-0	3	.	.	
1	Charlie Thomas	10	62	35	97	9-23	2-13	2-28	2	3	2-114	2	.	.	
6	Keion White	10	24	20	44	9-38	4.5-30	.	1	2	
20	LaMiles Brooks	10	27	16	43	1.5-2	.	2-37	5	.	1-0	.	.	.	
16	KJ Wallace	10	26	17	43	3-22	1-9	1-0	1	1	
29	Clayton Powell-Lee	10	28	14	42	.	.	1-1	1	.	2-0	.	.	.	
0	Myles Sims	10	25	12	37	1-2	.	1-1	2	
9	Kyle Kennard	10	19	14	33	4.5-12	2-5	.	.	2	
14	Jaylon King	5	19	13	32	1.5-4	.	1--4	1	.	.	1	.	.	
7	Zamari Walton	10	19	10	29	.	.	1--8	6	1	
40	Trenilyas Tatum	10	15	11	26	2.5-8	1-7	.	.	1	.	1	.	.	
4	Derrick Allen	10	11	15	26	.	.	1-0	1	
88	Zeek Biggers	10	14	10	24	1-2	.	.	1	.	.	.	1	.	
99	D'Quan Douse	10	8	14	22	3.5-19	2.5-18	.	.	3	.	1	1	.	
8	Makius Scott	10	2	16	18	1.5-4	0.5-2	.	.	1	1-0	.	.	.	
32	Sylvain Yondjouen	10	10	7	17	3.5-11	2.5-8	.	1	1	
43	Noah Collins	9	10	6	16	2.5-3	.	.	1	.	2-0	.	1	.	
22	Kaleb Edwards	7	3	8	11	1	.	.	
24	Kenan Johnson	10	5	6	11	.	.	.	1	
97	Akelo Stone	10	4	6	10	4-7	1-2	.	1	1	
17	Demetrius Knight II	4	5	4	9	
3	Kenyatta Watson	8	3	3	6	
26	Rodney Shelley	8	4	2	6	
95	Jason Moore	8	3	3	6	1.5-8	1-7	.	1	1	.	1	.	.	
5	T.K. Chimedza	8	1	5	6	
23	Khari Gee	10	1	4	5	1-1	0.5-1	.	.	1	
27	Josh Robinson	10	4	.	4	1-6	
15	Sirad Bryant	6	3	1	4	
10	Taylor McCawley	10	3	1	4	
25	Kenny Bennett	3	2	1	3	.	.	.	1	1	
6	Dylan McDuffie	8	2	1	3	
46	Henry Freer	9	.	2	2	
11	Kevin Harris	7	1	1	2	
8	Nate McCollum	10	1	.	1	1	.	.	
67	Joe Fusile	8	1	.	1	
54	Jordan Williams	10	1	.	1	
18	Peje' Harris	7	.	1	1	
33	Tyson Meiguez	8	.	1	1	
18	Ahmari Harvey	8	1	.	1	1-0	.	.	.	
9	Avery Boyd	5	1	.	1	
43	David Shanahan	10	.	1	1	



2022-23 Georgia Tech Football
Overall Defense Statistics
All games

##	Player	gp	Tackles				Sacks	Pass defense			Fumbles		blkd	
			ua	a	tot	tfl/yds	no-yds	int-yds	brup	qbh	fr-yds	ff	kick	saf
11	Ryan King	9	1	.	1	
21	Daylon Gordon	7	1	
Totals		10	416	332	748	61-225	22-135	10-55	30	23	12-114	11	4	0
Opponents		10	350	294	644	84-333	35-223	8-112	44	26	3-104	4	4	0



2022-23 Georgia Tech Football
 Passing Game-by-Game
 All games

#8 Nate McCollum	Comp	Att	Int	Pct	Yards	TD	Long	Sacked	Effic.
Pittsburgh	0	1	0	0.0	0	0	0	0-0	0.0
Totals	0	1	0	0.0	0	0	0	0-0	0.0

#10 Jeff Sims	Comp	Att	Int	Pct	Yards	TD	Long	Sacked	Effic.
Clemson	23	36	1	63.9	164	1	21	2-13	105.8
Western Caro.	8	17	1	47.1	100	0	19	0-0	84.7
Ole Miss	18	32	0	56.3	161	0	38	7-45	98.5
UCF	21	32	0	65.6	314	1	59	4-30	158.4
Pittsburgh	11	26	0	42.3	102	1	33	4-27	88.0
Duke	23	34	0	67.6	227	2	37	1-6	143.1
Virginia	6	11	1	54.5	47	0	23	1-5	72.3
Totals	110	188	3	58.5	1115	5	59	19-126	113.9

#14 Zach Pyron	Comp	Att	Int	Pct	Yards	TD	Long	Sacked	Effic.
Florida St.	18	28	0	64.3	198	1	32	3-21	135.5
Virginia Tech	19	32	1	59.4	253	1	56	3-25	129.9
Miami (FL)	12	22	2	54.5	114	1	42	1-1	94.9
Totals	49	82	3	59.8	565	3	56	7-47	122.4

#15 Zach Gibson	Comp	Att	Int	Pct	Yards	TD	Long	Sacked	Effic.
Duke	1	2	0	50.0	5	0	5	0-0	71.0
Virginia	10	25	0	40.0	99	0	25	7-45	73.3
Florida St.	2	3	0	66.7	0	0	2	1-6	66.7
Miami (FL)	12	21	2	57.1	120	1	27	1-3	101.8
Totals	25	51	2	49.0	224	1	27	9-54	84.5



**2022-23 Georgia Tech Football
Rushing/Receiving Game-by-Game
All games**

Rushing

Player	No-Yds/TD	CU	WCU	OM	UCF	UP	DU	UVa	FSU	VT	UM
Hassan Hall	101-473/0	4-1/0	5-21/0	8-27/0	7-54/0	20-157/0	17-70/0	12-42/0	10-45/0	10-41/0	8-15/0
Jeff Sims	87-288/1	13-41/0	8-48/0	16--2/0	11-24/0	19-81/1	17-95/0	3-1/0	DNP	DNP	DNP
Dontae Smith	65-370/4	9-30/0	11-102/3	5-22/0	7-37/0	1-0/0	2-17/0	9-34/0	7-16/0	9-85/1	5-27/0
Zach Pyron	35-127/2	DNP	DNP	DNP	DNP	DNP	DNP	DNP	10--5/1	17-66/1	8-66/0
Dylan McDuffie	22-45/1	3-5/0	8-25/1	5-6/0	4-5/0	2-4/0	-	-	-	DNP	DNP
Zach Gibson	16--26/0	DNP	DNP	DNP	DNP	DNP	-	12--25/0	2--4/0	DNP	2-3/0
Jamie Felix	11-38/0	DNP	DNP	DNP	DNP	DNP	-	DNP	DNP	7-20/0	4-18/0
Nate McCollum	6-56/1	-	2-47/1	-	2-4/0	1--9/0	-	-	1-14/0	-	-
Malik Rutherford	1-4/0	-	-	-	-	-	-	1-4/0	-	-	-
Malachi Carter	1--4/0	1--4/0	-	-	-	-	DNP	-	-	-	-

Receiving

Player	No-Yds/TD	CU	WCU	OM	UCF	UP	DU	UVa	FSU	VT	UM
Nate McCollum	54-590/3	6-55/0	1-17/0	5-35/0	6-51/0	3-24/0	8-101/1	5-62/0	5-41/0	7-103/1	8-101/1
Hassan Hall	24-108/0	3--3/0	-	1-5/0	3-40/0	2-4/0	4-6/0	4-37/0	2-0/0	-	5-19/0
Malachi Carter	20-305/1	2-24/0	2-22/0	1-18/0	3-89/1	1-5/0	DNP	4-43/0	1-19/0	4-61/0	2-24/0
EJ Jenkins	15-269/3	3-34/1	1-13/0	1-14/0	2-27/0	2-54/1	2-18/0	-	3-66/1	1-43/0	-
Malik Rutherford	14-143/0	1-10/0	1-0/0	4-52/0	2-31/0	-	1--1/0	2-4/0	1-14/0	-	2-33/0
Dontae Smith	13-65/0	3-16/0	-	1--5/0	2-18/0	-	-	-	2-8/0	3-22/0	2-6/0
Dylan Leonard	11-90/0	DNP	DNP	1-9/0	1-19/0	3-15/0	2-29/0	1-0/0	3-18/0	DNP	-
Luke Benson	9-85/0	2-9/0	1-19/0	2-19/0	-	-	-	-	1-11/0	2-18/0	1-9/0
Peje' Harris	6-62/0	-	1-12/0	-	DNP	DNP	DNP	-	2-21/0	2-6/0	1-23/0
Dylan McDuffie	5-33/0	3-19/0	-	1-5/0	1-9/0	-	-	-	-	DNP	DNP
Ryan King	4-38/0	-	-	1-9/0	-	DNP	3-29/0	-	-	-	-
Leo Blackburn	3-49/1	DNP	DNP	DNP	DNP	DNP	3-49/1	-	-	-	-
Jamie Felix	3-19/1	DNP	DNP	DNP	DNP	DNP	-	DNP	DNP	-	3-19/1
Kalani Norris	2-47/0	-	1-17/0	-	1-30/0	DNP	DNP	DNP	DNP	DNP	DNP
Jeff Sims	1-1/0	-	-	-	-	-	1-1/0	-	DNP	DNP	DNP



**2022-23 Georgia Tech Football
Total Tackles Game-by-Game
All games**

Total Tackles

Player	S-A	Total	CU	WCU	OM	UCF	UP	DU	UVa	FSU	VT	UM
Ayinde Eley	47-51	98	5-6	6-3	6-6	7-3	8-6	3-6	2-4	3-8	1-3	6-6
Charlie Thomas	62-35	97	8-2	7-1	3-7	9-1	6-1	5-2	6-3	3-6	10-6	5-6
Keion White	24-20	44	3-2	2-3	3-2	4-1	2-1	1-2	6-1	1-1	1-4	1-3
LaMiles Brooks	27-16	43	1-2	1-0	2-3	2-2	2-0	4-0	5-4	3-2	2-2	5-1
KJ Wallace	26-17	43	1-2	4-2	4-1	3-2	2-1	1-2	2-1	6-3	2-2	1-1
Clayton Powell-Lee	28-14	42	-	-	1-0	1-0	0-1	6-2	3-1	7-7	5-1	5-2
Myles Sims	25-12	37	1-3	0-1	4-1	2-0	3-1	3-1	2-1	3-1	4-1	3-2
Kyle Kennard	19-14	33	1-0	4-1	2-1	1-3	1-1	3-1	1-3	4-1	1-0	1-3
Jaylon King	19-13	32	3-3	4-2	3-3	5-3	4-2	DNP	DNP	DNP	DNP	DNP
Zamari Walton	19-10	29	1-1	0-2	5-3	5-1	3-0	2-0	1-1	-	1-0	1-2
Trenilyas Tatum	15-11	26	0-1	4-3	0-1	1-2	4-3	1-0	1-1	1-0	3-0	-
Derrick Allen	11-15	26	5-3	0-2	2-2	-	1-3	2-0	-	0-5	1-0	-
Zeek Biggers	14-10	24	1-0	1-1	2-4	1-0	2-2	1-0	1-2	3-0	0-1	2-0
D'Quan Douse	8-14	22	0-1	0-1	0-2	2-1	0-1	0-1	1-1	0-2	4-3	1-1
Makius Scott	2-16	18	1-1	0-1	-	1-1	0-2	0-2	0-1	0-2	0-2	0-4
Sylvain Yondjouen	10-7	17	1-0	0-2	1-1	4-0	1-0	0-2	2-0	0-1	-	1-1
Noah Collins	10-6	16	3-1	1-3	2-0	-	1-1	2-1	1-0	-	-	DNP
Kenan Johnson	5-6	11	1-0	0-5	-	1-0	0-1	2-0	-	1-0	-	-
Kaleb Edwards	3-8	11	0-2	1-1	0-3	DNP	DNP	DNP	2-1	-	0-1	-
Akelo Stone	4-6	10	1-0	-	1-0	1-1	0-1	0-1	0-1	1-1	-	0-1
Demetrius Knight II	5-4	9	3-3	-	1-1	1-0	DNP	DNP	DNP	DNP	DNP	DNP
Rodney Shelley	4-2	6	-	-	0-1	1-0	DNP	DNP	0-1	1-0	2-0	-
Jason Moore	3-3	6	-	1-0	0-1	-	-	DNP	DNP	1-1	-	1-1
Kenyatta Watson	3-3	6	-	-	-	1-0	-	-	DNP	2-3	-	DNP
T.K. Chimedza	1-5	6	1-1	0-1	-	0-1	DNP	0-1	-	-	DNP	0-1
Khari Gee	1-4	5	-	-	-	-	0-1	1-1	-	0-1	0-1	-
Josh Robinson	4-0	4	-	-	1-0	-	-	-	-	-	2-0	1-0
Taylor McCawley	3-1	4	-	1-1	1-0	-	-	-	-	-	1-0	-
Sirad Bryant	3-1	4	-	-	DNP	DNP	DNP	1-0	1-0	-	DNP	1-1
Kenny Bennett	2-1	3	-	DNP	DNP	-	2-1	DNP	DNP	DNP	DNP	DNP
Dylan McDuffie	2-1	3	-	-	-	-	1-0	1-0	0-1	-	DNP	DNP
Kevin Harris	1-1	2	1-1	DNP	DNP	-	-	-	-	-	-	DNP
Henry Freer	0-2	2	-	-	0-1	-	-	DNP	-	-	0-1	-
Joe Fusile	1-0	1	-	-	-	-	-	DNP	1-0	-	-	DNP
Jordan Williams	1-0	1	-	-	-	1-0	-	-	-	-	-	-
Ryan King	1-0	1	-	-	-	1-0	DNP	-	-	-	-	-
Nate McCollum	1-0	1	-	-	-	1-0	-	-	-	-	-	-
Avery Boyd	1-0	1	-	1-0	-	-	DNP	DNP	DNP	DNP	DNP	-
Ahmari Harvey	1-0	1	-	DNP	-	-	-	-	-	1-0	DNP	-
David Shanahan	0-1	1	-	-	-	-	-	0-1	-	-	-	-
Tyson Meiguez	0-1	1	DNP	DNP	-	-	-	-	-	0-1	-	-
Peje' Harris	0-1	1	0-1	-	-	DNP	DNP	DNP	-	-	-	-



**2022-23 Georgia Tech Football
Team Game-by-Game
All games**

Date	Opponent	Rushing				Receiving				Passing				Kick Returns				Punt Returns				tot off
		no.	yds	td	lg	no.	yds	td	lg	cmp-att-int	yds	td	lg	no.	yds	td	lg	no.	yds	td	lg	
09/05/2022	Clemson	30	73	0	12	23	164	1	21	23-36-1	164	1	21	0	0	0	0	1	8	0	8	237
09/10/2022	Western Caro.	34	243	5	51	8	100	0	19	8-17-1	100	0	19	3	67	0	28	2	43	0	29	343
09/17/2022	Ole Miss	34	53	0	13	18	161	0	38	18-32-0	161	0	38	0	0	0	0	0	0	0	0	214
09/24/2022	at UCF	31	124	0	23	21	314	1	59	21-32-0	314	1	59	2	70	0	41	1	17	0	17	438
10/01/2022	at Pittsburgh	44	232	1	63	11	102	1	33	11-27-0	102	1	33	1	4	0	4	0	0	0	0	334
10/08/2022	Duke	37	180	0	19	24	232	2	37	24-36-0	232	2	37	1	13	0	13	2	9	0	9	412
10/20/2022	Virginia	37	56	0	14	16	146	0	25	16-36-1	146	0	25	0	0	0	0	1	0	0	0	202
10/29/2022	at Florida St.	30	66	1	15	20	198	1	32	20-31-0	198	1	32	0	0	0	0	0	0	0	0	264
11/05/2022	at Virginia Tech	45	210	2	29	19	253	1	56	19-32-1	253	1	56	0	0	0	0	1	2	0	2	463
11/12/2022	Miami (FL)	27	129	0	23	24	234	2	42	24-43-4	234	2	42	3	30	0	14	0	0	0	0	363
Georgia Tech		349	1366	9	63	184	1904	9	59	184-322-8	1904	9	59	10	184	0	41	8	79	0	29	3270
Opponents		426	1836	16	43	186	2204	15	78	186-316-10	2204	15	78	18	345	0	31	32	604	3	90	4040

Georgia Tech Averages

Games	Avg/ rush	Avg/ catch	Pass effic	KR avg	PR avg	All purpose avg/game	Total offense avg/game
10	3.9	10.3	111.1	18.4	9.9	358.8	327.0

Date	Opponent	Tackles			Sacks	Fumble	Pass Defense			blkd	PAT attempts			off				
		ua	a	total	tfl-yds	no-yds	ff	fr-yds	int-yds	qbh	brup	kick	kick	rush	rcv	saf	t/o	pts
09/05/2022	Clemson	42	36	78	5.0-25	3-19	1	1-0	0-0	0	2	0	1-1	0	0	0	0	10
09/10/2022	Western Caro.	38	36	74	10.0-48	4-27	0	1-0	3-29	1	0	0	5-5	0	0	0	14	35
09/17/2022	Ole Miss	44	44	88	12.0-33	1-11	1	0-0	1--4	1	1	1	0-0	0	0	0	0	0
09/24/2022	at UCF	56	22	78	6.0-14	2-8	2	1-0	1-0	0	3	0	1-1	0	0	0	3	10
10/01/2022	at Pittsburgh	43	30	73	5.0-28	2-13	2	2-43	1-0	12	7	0	2-2	0	0	0	13	26
10/08/2022	Duke	39	26	65	5.0-11	3-7	0	0-0	1-0	5	5	0	2-2	0	0	0	0	23
10/20/2022	Virginia	38	28	66	7.0-11	0-0	2	2-0	2-29	1	5	2	0-1	0	0	0	6	9
10/29/2022	at Florida St.	41	46	87	3.0-10	1-7	1	2-71	0-0	2	4	0	1-1	0	0	0	3	16
11/05/2022	at Virginia Tech	40	28	68	5.0-34	5-34	2	3-0	1-1	1	3	1	1-1	0	0	0	15	28
11/12/2022	Miami (FL)	35	36	71	3.0-11	1-9	0	0-0	0-0	0	0	0	2-2	0	0	0	0	14
Georgia Tech		416	332	748	61.0-225	22-135	11	12-114	10-55	23	30	4	15-16	0	0	0	54	171
Opponents		350	294	644	84.0-333	35-223	4	3-104	8-112	26	44	4	33-35	0	1	0	27	287

Date	Opponent	Punting										Field Goals			Kickoffs			
		no.	yds	avg	long	blkd	tb	fc	50+	i20	md-att	long	blkd	no.	yds	avg	tb	ob
09/05/2022	Clemson	8	284	35.5	53	2	0	1	3	1	1-2	45	0	3	195	65.0	3	0
09/10/2022	Western Caro.	5	215	43.0	55	0	0	1	1	2	0-1	0	0	6	386	64.3	4	0
09/17/2022	Ole Miss	9	352	39.1	51	1	0	4	2	2	0-0	0	0	1	62	62.0	0	0
09/24/2022	at UCF	4	125	31.3	51	1	0	0	1	0	1-3	42	0	3	195	65.0	2	0
10/01/2022	at Pittsburgh	6	273	45.5	51	0	0	0	1	1	4-4	40	0	7	446	63.7	4	0
10/08/2022	Duke	6	271	45.2	54	0	2	0	3	0	3-3	37	0	5	323	64.6	3	0
10/20/2022	Virginia	10	430	43.0	55	0	0	2	2	2	1-1	35	0	3	192	64.0	1	0
10/29/2022	at Florida St.	7	266	38.0	47	0	1	0	0	0	1-1	38	0	2	128	64.0	0	0
11/05/2022	at Virginia Tech	7	337	48.1	57	0	0	0	3	0	3-3	27	0	6	383	63.8	3	0
11/12/2022	Miami (FL)	4	139	34.8	40	0	0	1	0	2	0-0	0	0	3	134	44.7	1	0
Georgia Tech		66	2692	40.8	57	4	3	9	16	10	14-18	45	0	39	2444	62.7	21	0
Opponents		42	1752	41.7	54	1	3	10	8	16	12-17	45	2	56	3534	63.1	43	0



**2022-23 Georgia Tech Football
Opponents Game-by-Game
All games**

Date	Opponent	Rushing				Receiving				Passing				Kick Returns				Punt Returns				tot off
		no.	yds	td	lg	no.	yds	td	lg	cmp-att-int	yds	td	lg	no.	yds	td	lg	no.	yds	td	lg	
09/05/2022	Clemson	40	119	3	12	23	259	2	29	23-38-0	259	2	29	0	0	0	0	2	32	0	13	378
09/10/2022	Western Caro.	40	119	0	16	24	271	2	49	24-35-3	271	2	49	2	42	0	22	2	34	0	22	390
09/17/2022	Ole Miss	62	316	6	36	12	231	0	38	12-19-1	231	0	38	1	23	0	23	4	64	0	22	547
09/24/2022	at UCF	56	284	1	28	8	49	0	22	8-17-1	49	0	22	1	25	0	25	2	33	1	31	333
10/01/2022	at Pittsburgh	31	106	0	12	26	305	3	30	26-45-1	305	3	30	3	72	0	31	5	26	0	8	411
10/08/2022	Duke	33	142	0	21	20	136	1	22	20-42-1	136	1	22	2	45	0	25	4	158	1	81	278
10/20/2022	Virginia	38	156	1	43	20	255	1	44	20-35-2	255	1	44	2	24	0	24	4	46	0	22	411
10/29/2022	at Florida St.	43	246	2	27	24	396	3	78	24-39-0	396	3	78	2	36	0	18	2	23	0	23	642
11/05/2022	at Virginia Tech	39	131	2	19	15	166	0	26	15-27-1	166	0	26	3	59	0	24	7	188	1	90	297
11/12/2022	Miami (FL)	44	217	1	25	14	136	3	23	14-19-0	136	3	23	2	19	0	19	0	0	0	0	353
Opponents		426	1836	16	43	186	2204	15	78	186-316-10	2204	15	78	18	345	0	31	32	604	3	90	4040
Georgia Tech		349	1366	9	63	184	1904	9	59	184-322-8	1904	9	59	10	184	0	41	8	79	0	29	3270

Opponents Averages

Games	Avg/ rush	Avg/ catch	Pass effic	KR avg	PR avg	All purpose avg/game	Total offense avg/game
10	4.3	11.8	126.8	19.2	18.9	510.1	404.0

Date	Opponent	Tackles			Sacks	Fumble	Pass Defense			blkd	PAT attempts			off				
		ua	a	total	tfl-yds	no-yds	ff	fr-yds	int-yds	qbh	brup	kick	kick	rush	rcv	saf	t/o	pts
09/05/2022	Clemson	35	32	67	10.0-34	2-13	2	0-0	1-0	0	4	2	5-5	0	0	0	0	41
09/10/2022	Western Caro.	30	24	54	3.0-9	0-0	0	0-0	1-6	0	2	0	2-2	0	0	0	0	17
09/17/2022	Ole Miss	27	40	67	12.0-57	7-45	0	0-0	0-0	1	5	1	6-6	0	0	0	0	42
09/24/2022	at UCF	47	12	59	9.0-32	4-26	2	2-104	0-0	4	4	1	1-1	0	1	0	3	27
10/01/2022	at Pittsburgh	38	22	60	11.0-44	4-27	0	0-0	0-0	6	8	0	3-3	0	0	0	0	21
10/08/2022	Duke	43	30	73	5.0-14	1-6	0	0-0	0-0	3	2	0	2-2	0	0	0	0	20
10/20/2022	Virginia	32	32	64	10.0-56	8-50	0	1-0	1-0	1	7	0	1-2	0	0	0	3	16
10/29/2022	at Florida St.	27	34	61	10.0-42	4-27	0	0-0	0-0	3	3	0	5-5	0	0	0	0	41
11/05/2022	at Virginia Tech	37	40	77	5.0-29	3-25	0	0-0	1-7	6	5	0	3-4	0	0	0	7	27
11/12/2022	Miami (FL)	34	28	62	9.0-16	2-4	0	0-0	4-99	2	4	0	5-5	0	0	0	14	35
Opponents		350	294	644	84.0-333	35-223	4	3-104	8-112	26	44	4	33-35	0	1	0	27	287
Georgia Tech		416	332	748	61.0-225	22-135	11	12-114	10-55	23	30	4	15-16	0	0	0	54	171

Date	Opponent	Punting										Field Goals			Kickoffs			
		no.	yds	avg	long	blkd	tb	fc	50+	i20	md-att	long	blkd	no.	yds	avg	tb	ob
09/05/2022	Clemson	6	264	44.0	51	0	0	3	2	3	2-2	32	0	8	520	65.0	8	0
09/10/2022	Western Caro.	3	127	42.3	45	0	0	1	0	0	1-1	44	0	4	250	62.5	1	0
09/17/2022	Ole Miss	3	111	37.0	42	0	0	1	0	1	0-1	0	1	7	455	65.0	7	0
09/24/2022	at UCF	3	131	43.7	54	0	0	0	1	1	4-4	43	0	7	446	63.7	5	0
10/01/2022	at Pittsburgh	6	228	38.0	42	0	0	2	0	1	0-0	0	0	3	172	57.3	2	0
10/08/2022	Duke	4	177	44.3	54	0	1	1	2	1	2-3	45	0	5	321	64.2	4	0
10/20/2022	Virginia	6	215	35.8	48	1	1	0	0	3	1-3	28	1	4	260	65.0	4	0
10/29/2022	at Florida St.	0	0	0.0	0	0	0	0	0	0	2-2	34	0	7	453	64.7	6	0
11/05/2022	at Virginia Tech	6	269	44.8	52	0	0	2	2	3	0-1	0	0	5	325	65.0	5	0
11/12/2022	Miami (FL)	5	230	46.0	51	0	1	0	1	3	0-0	0	0	6	332	55.3	1	0
Opponents		42	1752	41.7	54	1	3	10	8	16	12-17	45	2	56	3534	63.1	43	0
Georgia Tech		66	2692	40.8	57	4	3	9	16	10	14-18	45	0	39	2444	62.7	21	0



2022-23 Georgia Tech Football Team Game-by-Game Comparison All games

Opponent	Score	First Downs				Rushing Number-Yards	Passing		Total Offense Plays-Yards	Return Yards	Turn- Overs	
		Total	Rush	Pass	Pen		Comp-Att-Int	Yards				
Clemson	10-41	13 / 22	5 / 7	8 / 11	0 / 4	30-73 / 40-119	23-36-1 / 23-38-0		66-237 / 78-378	8 / 32	1 / 1	
Western Caro.	35-17	15 / 26	8 / 9	6 / 14	1 / 3	34-243 / 40-119	8-17-1 / 24-35-3		51-343 / 75-390	139 / 82	1 / 4	
Ole Miss	0-42	13 / 31	5 / 20	7 / 11	1 / 0	34-53 / 62-316	18-32-0 / 12-19-1		66-214 / 81-547	-4 / 87	0 / 1	
UCF	10-27	22 / 24	8 / 16	13 / 3	1 / 5	31-124 / 56-284	21-32-0 / 8-17-1		63-438 / 73-333	87 / 162	2 / 2	
Pittsburgh	26-21	17 / 25	11 / 9	4 / 15	2 / 1	44-232 / 31-106	11-27-0 / 26-45-1		71-334 / 76-411	47 / 98	0 / 3	
Duke	23-20	24 / 21	10 / 6	12 / 10	2 / 5	37-180 / 33-142	24-36-0 / 20-42-1		73-412 / 75-278	22 / 203	0 / 1	
Virginia	9-16	13 / 17	4 / 6	7 / 8	2 / 3	37-56 / 38-156	16-36-1 / 20-35-2		73-202 / 73-411	29 / 70	2 / 4	
Florida St.	16-41	16 / 32	3 / 14	12 / 14	1 / 4	30-66 / 43-246	20-31-0 / 24-39-0		61-264 / 82-642	71 / 59	0 / 2	
Virginia Tech	28-27	22 / 20	12 / 10	7 / 8	3 / 2	45-210 / 39-131	19-32-1 / 15-27-1		77-463 / 66-297	3 / 254	1 / 4	
Miami (FL)	14-35	23 / 22	7 / 12	11 / 8	5 / 2	27-129 / 44-217	24-43-4 / 14-19-0		70-363 / 63-353	30 / 118	4 / 0	
Totals	171-287	178 / 240	73 / 109	87 / 102	18 / 29	349-1366 / 426-1836	184-322-8 / 186-316-10		1904 / 2204	671-3270 / 742-4040	432 / 1165	11 / 22

Opponents	3rd Down Conversion	4th Down Conversion	Time of Possession	TOP Margin	Avg			Punting Number-Avg	Penalties Number-Yards	Sacks
					Yds/Rush	Yds/Pass	Yds/Play			
Clemson	2-16 / 7-16	2-3 / 1-1	29:13 / 30:47	-01:34	2.4 / 3.0	4.6 / 6.8	3.6 / 4.8	8-35.5 / 6-44.0	10-86.0 / 3-10.0	3 / 2
Western Caro.	5-11 / 6-14	0-0 / 0-1	19:44 / 40:16	-20:32	7.1 / 3.0	5.9 / 7.7	6.7 / 5.2	5-43.0 / 3-42.3	4-50.0 / 7-65.0	4 / 0
Ole Miss	6-18 / 7-15	0-2 / 3-3	29:07 / 30:53	-01:46	1.6 / 5.1	5.0 / 12.2	3.2 / 6.8	9-39.1 / 3-37.0	4-25.0 / 6-55.0	1 / 7
UCF	4-13 / 5-16	0-3 / 2-2	28:12 / 31:48	-03:36	4.0 / 5.1	9.8 / 2.9	7.0 / 4.6	4-31.3 / 3-43.7	8-61.0 / 3-30.0	2 / 4
Pittsburgh	5-17 / 2-12	0-1 / 1-2	31:04 / 28:56	02:08	5.3 / 3.4	3.8 / 6.8	4.7 / 5.4	6-45.5 / 6-38.0	4-43.0 / 12-75.0	2 / 4
Duke	5-15 / 7-18	0-0 / 1-2	30:04 / 29:56	00:08	4.9 / 4.3	6.4 / 3.2	5.6 / 3.7	6-45.2 / 4-44.3	8-88.0 / 7-75.0	3 / 1
Virginia	6-21 / 2-14	0-1 / 1-3	28:12 / 31:48	-03:36	1.5 / 4.1	4.1 / 7.3	2.8 / 5.6	10-43.0 / 6-35.8	7-56.0 / 10-92.0	0 / 8
Florida St.	2-13 / 9-15	2-4 / 1-2	25:07 / 34:53	-09:46	2.2 / 5.7	6.4 / 10.2	4.3 / 7.8	7-38.0 / 0-0.0	9-107.0 / 13-104.0	1 / 4
Virginia Tech	5-16 / 4-12	1-2 / 0-0	33:12 / 26:48	06:24	4.7 / 3.4	7.9 / 6.1	6.0 / 4.5	7-48.1 / 6-44.8	3-25.0 / 7-55.0	5 / 3
Miami (FL)	4-12 / 7-12	1-3 / 0-0	24:14 / 35:46	-11:32	4.8 / 4.9	5.4 / 7.2	5.2 / 5.6	4-34.8 / 5-46.0	4-30.0 / 9-79.0	1 / 2
Totals	44-152 / 56-144	6-19 / 10-16	278:09 / 321:51	-43:42	3.9 / 4.3	5.9 / 7.0	4.9 / 5.4	66-40.8 / 42-41.7	61-571.0 / 77-640.0	22 / 35

Note: Game totals are displayed in the format TEAM/OPPONENT for each category



2022-23 Georgia Tech Football
By Quarter Statistics
All games

3rd-Down Conversions

Date	Opponent	Score	Overall	1st Qtr	2nd Qtr	3rd Qtr	4th Qtr	Overtime
09/05/2022	Clemson	L 10-41	2-16 12.5	1-5 20.0	0-3 0.0	1-4 25.0	0-4 0.0	0-1 0.0
09/10/2022	Western Caro.	W 35-17	5-11 45.5	2-4 50.0	2-3 66.7	1-1 100.0	0-3 0.0	0-0 0.0
09/17/2022	Ole Miss	L 0-42	6-18 33.3	1-3 33.3	2-6 33.3	1-4 25.0	2-5 40.0	0-0 0.0
09/24/2022	at UCF	L 10-27	4-13 30.8	0-1 0.0	3-5 60.0	1-4 25.0	0-3 0.0	0-0 0.0
10/01/2022	at Pittsburgh	W 26-21	5-17 29.4	2-6 33.3	0-4 0.0	1-3 33.3	2-4 50.0	0-0 0.0
10/08/2022	Duke	Wot1 23-20	5-15 33.3	0-2 0.0	2-4 50.0	0-1 0.0	3-7 42.9	0-0 0.0
10/20/2022	Virginia	L 9-16	6-21 28.6	2-5 40.0	3-7 42.9	0-4 0.0	1-5 20.0	0-0 0.0
10/29/2022	at Florida St.	L 16-41	2-13 15.4	0-3 0.0	1-5 20.0	1-2 50.0	0-3 0.0	0-0 0.0
11/05/2022	at Virginia Tech	W 28-27	5-16 31.3	2-4 50.0	1-6 16.7	1-3 33.3	1-3 33.3	0-0 0.0
11/12/2022	Miami (FL)	L 14-35	4-12 33.3	0-2 0.0	3-4 75.0	0-2 0.0	1-4 25.0	0-0 0.0
Georgia Tech			44-152 28.9	10-35 28.6	17-47 36.2	7-28 25.0	10-41 24.4	0-1 0.0
Opponents			56-144 38.9	14-35 40.0	16-39 41.0	13-36 36.1	13-33 39.4	0-1 0.0

4th-Down Conversions

Date	Opponent	Score	Overall	1st Qtr	2nd Qtr	3rd Qtr	4th Qtr	Overtime
09/05/2022	Clemson	L 10-41	2-3 66.7	1-1 100.0	0-0 0.0	1-1 100.0	0-1 0.0	0-0 0.0
09/10/2022	Western Caro.	W 35-17	0-0 0.0	0-0 0.0	0-0 0.0	0-0 0.0	0-0 0.0	0-0 0.0
09/17/2022	Ole Miss	L 0-42	0-2 0.0	0-0 0.0	0-1 0.0	0-0 0.0	0-1 0.0	0-0 0.0
09/24/2022	at UCF	L 10-27	0-3 0.0	0-0 0.0	0-0 0.0	0-1 0.0	0-2 0.0	0-0 0.0
10/01/2022	at Pittsburgh	W 26-21	0-1 0.0	0-0 0.0	0-0 0.0	0-0 0.0	0-1 0.0	0-0 0.0
10/08/2022	Duke	Wot1 23-20	0-0 0.0	0-0 0.0	0-0 0.0	0-0 0.0	0-0 0.0	0-0 0.0
10/20/2022	Virginia	L 9-16	0-1 0.0	0-0 0.0	0-0 0.0	0-0 0.0	0-1 0.0	0-0 0.0
10/29/2022	at Florida St.	L 16-41	2-4 50.0	0-1 0.0	0-0 0.0	0-0 0.0	2-3 66.7	0-0 0.0
11/05/2022	at Virginia Tech	W 28-27	1-2 50.0	0-0 0.0	1-1 100.0	0-0 0.0	0-1 0.0	0-0 0.0
11/12/2022	Miami (FL)	L 14-35	1-3 33.3	0-0 0.0	0-0 0.0	0-1 0.0	1-2 50.0	0-0 0.0
Georgia Tech			6-19 31.6	1-2 50.0	1-2 50.0	1-3 33.3	3-12 25.0	0-0 0.0
Opponents			10-16 62.5	4-5 80.0	3-4 75.0	3-3 100.0	0-4 0.0	0-0 0.0

Time of Possession

Date	Opponent	Score	Overall	1st Qtr	2nd Qtr	3rd Qtr	4th Qtr	Overtime
09/05/2022	Clemson	L 10-41	29:13	09:08	07:57	06:07	06:01	00:00
09/10/2022	Western Caro.	W 35-17	19:44	05:54	05:29	03:33	04:48	00:00
09/17/2022	Ole Miss	L 0-42	29:07	04:36	10:16	05:28	08:47	00:00
09/24/2022	at UCF	L 10-27	28:12	03:11	09:21	09:06	06:34	00:00
10/01/2022	at Pittsburgh	W 26-21	31:04	06:59	08:44	04:57	10:24	00:00
10/08/2022	Duke	Wot1 23-20	30:04	07:39	06:50	03:31	12:04	00:00
10/20/2022	Virginia	L 9-16	28:12	06:40	09:26	04:58	07:08	00:00
10/29/2022	at Florida St.	L 16-41	25:07	04:35	08:24	05:38	06:30	00:00
11/05/2022	at Virginia Tech	W 28-27	33:12	09:02	07:47	07:51	08:32	00:00
11/12/2022	Miami (FL)	L 14-35	24:14	04:31	06:20	06:34	06:49	00:00
Georgia Tech			Total 278:09	62:15	80:34	57:43	77:37	00:00
			Avg. 27:49	06:13	08:03	05:46	07:46	00:00
Opponents			Total 321:51	71:18	85:53	75:35	89:05	00:00
			Avg. 32:11	07:08	08:35	07:33	08:54	00:00



**2022-23 Georgia Tech Football
Red-Zone Results
All games**

Georgia Tech Inside Opponent Red-Zone

Date	Opponent	Score	Times In RZ	Times Scored	Total		Rush TDs	Pass TDs	FGs Made	Failed to score inside RZ					
					Pts	TDs				FGA	Down	Int	Fumb	Half	Game
09/05/2022	Clemson	L 10-41	1	1	7	1	0	1	0	0	0	0	0	0	0
09/10/2022	Western Caro.	W 35-17	4	3	21	3	3	0	0	1	0	0	0	0	0
09/17/2022	Ole Miss	L 0-42	1	0	0	0	0	0	0	0	1	0	0	0	0
09/24/2022	at UCF	L 10-27	5	0	0	0	0	0	0	2	1	0	2	0	0
10/01/2022	at Pittsburgh	W 26-21	7	6	26	2	1	1	4	4	1	0	0	0	0
10/08/2022	Duke	W 23-20	4	4	16	1	0	1	3	3	0	0	0	0	0
10/20/2022	Virginia	L 9-16	2	1	3	0	0	0	1	1	0	1	0	0	0
10/29/2022	at Florida St.	L 16-41	3	2	9	1	1	0	1	1	1	0	0	0	0
11/05/2022	at Virginia Tech	W 28-27	4	4	15	1	1	0	3	3	0	0	0	0	0
11/12/2022	Miami (FL)	L 14-35	3	2	14	2	0	2	0	0	0	1	0	0	0
Totals 23 of 34 (67.6%)			34	23	111	11	6	5	12	15	4	2	2	0	0

Opponents Inside Georgia Tech Red-Zone

Date	Opponent	Score	Times In RZ	Times Scored	Total		Rush TDs	Pass TDs	FGs Made	Failed to score inside RZ					
					Pts	TDs				FGA	Down	Int	Fumb	Half	Game
09/05/2022	Clemson	L 10-41	7	7	41	5	3	2	2	2	0	0	0	0	0
09/10/2022	Western Caro.	W 35-17	1	1	3	0	0	0	1	1	0	0	0	0	0
09/17/2022	Ole Miss	L 0-42	5	5	35	5	5	0	0	0	0	0	0	0	0
09/24/2022	UCF	L 10-27	4	3	9	0	0	0	3	3	0	0	0	0	1
10/01/2022	Pittsburgh	W 26-21	1	1	7	1	0	1	0	0	0	0	0	0	0
10/08/2022	Duke	W 23-20	4	2	10	1	0	1	1	2	0	1	0	0	0
10/20/2022	Virginia	L 9-16	3	2	10	1	1	0	1	2	0	0	0	0	0
10/29/2022	Florida St.	L 16-41	5	4	20	2	2	0	2	2	0	0	1	0	0
11/05/2022	Virginia Tech	W 28-27	3	2	13	2	2	0	0	0	0	0	1	0	0
11/12/2022	Miami (FL)	L 14-35	3	3	22	3	1	2	0	0	0	0	0	0	0
Totals 30 of 36 (83.3%)			36	30	170	20	14	6	10	12	0	1	2	0	1



**2022-23 Georgia Tech Football
Individual Game Highs
All games**

Georgia Tech - Individual Game Highs

RUSHES	20	Hassan Hall at Pittsburgh (10/01/2022)
YARDS RUSHING	157	Hassan Hall at Pittsburgh (10/01/2022)
TD RUSHES	3	Dontae Smith vs Western Caro. (09/10/2022)
LONG RUSH	63	Hassan Hall at Pittsburgh (10/01/2022)
PASS ATTEMPTS	36	Jeff Sims vs Clemson (09/05/2022)
PASS COMPLETIONS	23	Jeff Sims vs Duke (10/08/2022)
	23	Jeff Sims vs Clemson (09/05/2022)
YARDS PASSING	314	Jeff Sims at UCF (09/24/2022)
TD PASSES	2	Jeff Sims vs Duke (10/08/2022)
LONG PASS	59	Jeff Sims at UCF (09/24/2022)
RECEPTIONS	8	Nate McCollum vs Miami (FL) (11/12/2022)
	8	Nate McCollum vs Duke (10/08/2022)
YARDS RECEIVING	103	Nate McCollum at Virginia Tech (11/05/2022)
TD RECEPTIONS	1	Jamie Felix vs Miami (FL) (11/12/2022)
	1	Nate McCollum vs Miami (FL) (11/12/2022)
	1	Nate McCollum at Virginia Tech (11/05/2022)
	1	EJ Jenkins at Florida St. (10/29/2022)
	1	Leo Blackburn vs Duke (10/08/2022)
	1	Nate McCollum vs Duke (10/08/2022)
	1	EJ Jenkins at Pittsburgh (10/01/2022)
	1	Malachi Carter at UCF (09/24/2022)
	1	EJ Jenkins vs Clemson (09/05/2022)
LONG RECEPTION	59	Malachi Carter at UCF (09/24/2022)
PUNTS	10	David Shanahan vs Virginia (10/20/2022)
PUNTING AVG	48.1	David Shanahan at Virginia Tech (11/05/2022)
LONG PUNT	57	David Shanahan at Virginia Tech (11/05/2022)
PUNTS INSIDE 20	2	David Shanahan vs Miami (FL) (11/12/2022)
	2	David Shanahan vs Virginia (10/20/2022)
	2	David Shanahan vs Ole Miss (09/17/2022)
	2	David Shanahan vs Western Caro. (09/10/2022)
LONG PUNT RETURN	29	Nate McCollum vs Western Caro. (09/10/2022)
LONG KICKOFF RETURN	41	Hassan Hall at UCF (09/24/2022)
TACKLES	16	Charlie Thomas at Virginia Tech (11/05/2022)
SACKS	2.5	D'Quan Douse at Virginia Tech (11/05/2022)
TACKLES FOR LOSS	3	Ayinde Eley vs Ole Miss (09/17/2022)



**2022-23 Georgia Tech Football
Team Game Highs
All games**

Georgia Tech - Game Highs

RUSHES	45	at Virginia Tech (11/05/2022)
YARDS RUSHING	243	Western Caro. (09/10/2022)
YARDS PER RUSH	7.1	Western Caro. (09/10/2022)
TD RUSHES	5	Western Caro. (09/10/2022)
PASS ATTEMPTS	43	Miami (FL) (11/12/2022)
PASS COMPLETIONS	24	Miami (FL) (11/12/2022)
	24	Duke (10/08/2022)
YARDS PASSING	314	at UCF (09/24/2022)
YARDS PER PASS	9.8	at UCF (09/24/2022)
TD PASSES	2	Miami (FL) (11/12/2022)
	2	Duke (10/08/2022)
TOTAL PLAYS	77	at Virginia Tech (11/05/2022)
TOTAL OFFENSE	463	at Virginia Tech (11/05/2022)
YARDS PER PLAY	7.0	at UCF (09/24/2022)
POINTS	35	Western Caro. (09/10/2022)
SACKS BY	5	at Virginia Tech (11/05/2022)
FIRST DOWNS	24	Duke (10/08/2022)
PENALTIES	10	Clemson (09/05/2022)
PENALTY YARDS	107	at Florida St. (10/29/2022)
TURNOVERS	4	Miami (FL) (11/12/2022)
PUNTS	10	Virginia (10/20/2022)
PUNTING AVG	48.1	at Virginia Tech (11/05/2022)
LONG PUNT	57	at Virginia Tech (11/05/2022)
PUNTS INSIDE 20	2	Miami (FL) (11/12/2022)
	2	Virginia (10/20/2022)
	2	Ole Miss (09/17/2022)
	2	Western Caro. (09/10/2022)
LONG PUNT RETURN	29	Western Caro. (09/10/2022)