



2022

FLORIDA STATE

FOOTBALL

FLORIDA STATE HOSTS GEORGIA TECH FOR SECOND STRAIGHT HOME GAME



FLORIDA STATE SEMINOLES | 4-3, 2-3 ACC

VS

GEORGIA TECH YELLOW JACKETS | 3-4, 2-2 ACC

Saturday, October 29, 2022 • 12:00 p.m. • Tallahassee, Fla.

Doak Campbell Stadium (79,560)



NOTES TO KNOW

- » Florida State hosts Georgia Tech in a noon matchup. Both teams come into the game with extra time off, as the Seminoles had an open date last week and Georgia Tech hosted Virginia on Thursday night.
- » The Seminoles have played the 6th-toughest schedule in the nation so far this season with their first seven opponents combining for a 68.2 winning percentage according to NCAA Statistics.
- » FSU is one of nine teams in the nation, and the only team in the ACC, averaging at least 260 yards of passing offense and at least 200 yards of rushing offense per game this season.
- » Florida State's average of 5.63 yards per rush attempt is the best in the conference and 10th in the country, and its 1.29 sacks allowed per game is the best average in the ACC and ranks 28th nationally. The last time Florida State rushed for at least 5.6 yards per carry for a season was 2013. The Seminoles have 14 games without allowing a sack in the last 10 years, including two each in 2021 and 2022.
- » FSU ranks 2nd in the conference in rushing offense and total offense, with its average of 204.4 rushing yards per game standing 22nd nationally and its 465.0 yards of total offense per game ranking 26th. The last time the Seminoles averaged more than 200 yards rushing per game for an entire season was 2016's 202.3 yards per game. The 465.0 yards of total offense average would be the highest since the 2016 season's average of 466.4.
- » Florida State ranks 2nd in the ACC and 13th in the country in passing defense, holding opponents to an average of 175.0 yards per game through the air. That would be FSU's lowest pass defense average in a season since the 2013 team's average of 156.6 yards per game. Since that season, only the 2015 and 2017 defenses allowed less than 200 passing yards per game in a season.
- » The Seminoles are 3rd in the ACC and 25th in the nation in total defense allowing an average of 332.0 yards per game.
- » FSU also ranks in the top-4 in the ACC in third-down conversions, yards per completion, passing offense and passing efficiency. The Seminoles have converted 47.8 percent of their third-down opportunities, which is the 3rd-best percentage in the conference and 24th in the country, while their average of 13.61 yards per completion is 3rd in the ACC and 27th nationally, its passing efficiency rating of 145.51 is 4th in the ACC and 45th nationally and its average of 260.6 passing yards per game is 4th in the ACC and 51st in the country.
- » Florida State has scored on 10 of its 14 first drives of a half this season, with nine touchdowns on those 10 scoring drives. FSU scored touchdowns on its first drive of both halves against Duquesne, at Louisville, against Boston College and against Wake Forest, scored a touchdown on the first drive of the game vs. Clemson and also made a field goal to open the second half against LSU.
- » Florida State is one of two teams in the country that is ranked in the top-15 in both kickoff return average and punt return average. FSU is 3rd in the ACC and 8th in the country with an average of 26.00 yards per kickoff return and is 2nd in the conference and 13th nationally with an average of 14.90 yards per punt return. The Seminoles also have the ACC's 2nd-best punt return defense, allowing 3.38 yards per opponent punt return to rank 21st in the country.
- » FSU also is 4th in the ACC and 18th nationally in blocked kicks, with both blocks happening in the 24-23 win vs. LSU, which was the third game with multiple blocks under head coach **Mike Norvell**.

NUMBERS TO KNOW

73.7

FSU's winning percentage since 1976, 4th-highest in the nation

53

FSU leads the ACC and ranks 2nd nationally with 53 plays of 20+ yards this season

7

FSU has allowed an ACC-best seven plays of 30+ yards this season, 4th-lowest in FBS

2

Florida State has the ACC's 2nd-best yards per play offense (6.87) and defense (4.90)

2022 SCHEDULE

Date	Opponent	Time/Result
Aug. 27	Duquesne	W, 47-7
Sept. 4	vs. LSU*	W, 24-23
Sept. 16	at Louisville*	W, 35-31
Sept. 24	Boston College*	W, 44-14
Oct. 1	#22 Wake Forest*	L, 21-31
Oct. 8	at #14 NC State*	L, 17-19
Oct. 15	#4 Clemson*	L, 28-34
Oct. 29	Georgia Tech*	Noon (ACCN)
Nov. 5	at Miami*	7:30 PM (ABC)
Nov. 12	at #16 Syracuse*	TBD
Nov. 19	Louisiana	TBD
Nov. 25	Florida	7:30 p.m. (ABC)

^New Orleans, La.; *ACC Game; AP Rankings Listed

MEDIA INFORMATION

TV: ACC NETWORK

Play-by-Play: Chris Cotter

Analyst: Mark Herzlich

Reporter: Jalyn Johnson



RADIO: SEMINOLE SPORTS NETWORK

Play-by-Play: Jeff Culhane

Analyst: William Floyd

Sideline: Tom Block



SIRIUS XM RADIO

FSU Broadcast (SiriusXM/App): 133 or 193/955

DIRECT LINKS

Watch: [ACC Network](#)Listen: <http://seminoles.leanplayer.com>

TEAM INFORMATION

FLORIDA STATE

Head Coach: Mike Norvell (Central Arkansas, '05, '07)

FSU Record: 12-16 (3rd season)

Overall Record: 50-31 (7th season)

GEORGIA TECH

Interim Head Coach: Brent Key (Georgia Tech, '01)

GT Record: 2-1 (1st season)

Overall Record: 2-1 (1st season)

SERIES HISTORY

Florida State leads the all-time series with Georgia Tech 14-11-1 and holds a 6-2 advantage in Tallahassee. The Seminoles are 14-4 against the Yellow Jackets as ACC opponents, including 2-0 in the ACC Championship Game.



2022 FSU FOOTBALL

HEAD COACH MIKE NORVELL



3rd season at Florida State
7th season as Head Coach | 17th overall

Hometown: Irving, Texas
Alma Mater: Central Arkansas, 2005, 2007
Family: wife Maria; daughter Mila

COACHING HISTORY

Year	School	Position
2020-PR	Florida State	Head Coach
2016-19	Memphis	Head Coach
2012-15	Arizona State	Offensive Coordinator/QB
2011	Pittsburgh	co-Off. Coord./WR/Dir. of Recruiting
2010	Tulsa	Passing Game Coord./WR/Dir. of Recruiting
2009	Tulsa	Passing Game Coord./WR
2007-08	Tulsa	Graduate Assistant
2006	Central Arkansas	Graduate Assistant

HEAD COACHING CAREER

Year	Team	Record	Bowl
2022	Florida State	4-3	
2021	Florida State	5-7	-
2020	Florida State	3-6	-
2019	Memphis	12-1	Cotton*
2018	Memphis	8-6	Birmingham
2017	Memphis	10-3	Liberty
2016	Memphis	8-5	Boca Raton
7th season		50-31	

*did not coach bowl game

THIS IS A TEAM THAT
MIKE NORVELL IS
BUILDING THE RIGHT
WAY...
YOU'VE GOT THE RIGHT
GUY LEADING YOU.

- Kirk Herbstreit, ESPN

» Only coach in ACC history to defeat a top-5 team in his first season in the conference (31-28 win vs. No. 5 UNC on Oct. 17, 2020)

» One of only three FBS head coaches to produce a top-7 rushing offense (4th, 2018) and a top-7 passing offense (7th, 2017) since 2016

» One of five FBS head coaches to oversee multiple top-4 total offenses (4th in 2017 and 2018) since 2016

» Named Florida State's 11th full-time head football coach on Dec. 8, 2019

» Spent the previous four seasons as the head coach at Memphis, compiling a record of 38-15

» Won the 2019 American Athletic Conference championship and a spot in the New Year's Six Cotton Bowl

» His 71.7 winning percentage at Memphis was the highest in program history

» Joined Nick Saban as the only two FBS head coaches to score at least 500 points every season from 2016-19

» One of 16 head coaches in any conference to appear in three straight conference championship games (2017-19). He is also one of only eight to make three conference championship game appearances in their first four years as a head coach

» Finalist for the Eddie Robinson and Bear Bryant Coach of the Year awards in 2019

» Has coached 24 NFL Draft picks, six All-Americans, including four first-team selections, four conference Players of the Year and 68 all-conference recognitions

» 18 of Norvell's pupils have been selected in the last six NFL Drafts, including first-round pick Jermaine Johnson II who was selected 26th overall by the New York Jets in 2022

» In 2021, ACC Defensive Player of the Year Jermaine Johnson II led FSU's contingent of eight All-ACC honorees for the program's most all-conference recognitions since 2016

» In 2019, led Memphis to a school-record 12 wins and the program's first outright conference championship since 1969

» In 2018, unanimous All-American Darrell Henderson broke the NCAA record with a career average of 8.22 yards per carry, and his 2018 average of 8.92 yards per carry was the highest for a season with a minimum of 200 carries in records dating back to 2000

» In 2017, Anthony Miller earned consensus All-America honors after leading the NCAA with 18 touchdowns and ranking 3rd in the country with 96 receptions and 1,462 yards

» Four-year letterwinner at Central Arkansas who was inducted into the UCA Sports Hall of Fame in 2015. He broke the school record with 213 career receptions and his 2,611 receiving yards ranked 2nd

HEAD COACHING CAREER

Opponent	Record	Streak	Last
Boston College	2-0	W2	W, 44-14 (2022)
Bowling Green	1-0	W1	W, 77-3 (2016)
Cincinnati	3-0	W3	W, 29-24 (2019)
Clemson	0-2	L2	L, 28-34 (2022)
Duke	1-0	W1	W, 56-35 (2020)
Duquesne	1-0	W1	W, 47-7 (2022)
East Carolina	2-0	W2	W, 59-41 (2018)
Florida	0-1	L1	L, 21-24 (2021)
Georgia State	1-0	W1	W, 59-22 (2018)
Georgia Tech	0-1	L1	L, 13-16 (2020)
Houston	4-0	W4	W, 45-27 (2019)
Iowa State	0-1	L1	L, 20-21 (2017)
Jacksonville State	1-1	L1	L, 17-20 (2021)
Kansas	1-0	W1	W, 43-7 (2016)
Louisiana	First Meeting		
Louisville	1-2	W1	W, 35-31 (2022)
LSU	1-0	W1	W, 24-23 (2022)
Mercer	1-0	W1	W, 66-14 (2018)
Miami	1-1	W1	W, 31-28 (2021)
Missouri	0-1	L1	L, 33-65 (2018)
Navy	2-2	W1	W, 35-23 (2019)
North Carolina	2-0	W2	W, 35-25 (2021)
NC State	0-3	L3	L, 17-19 (2022)
Notre Dame	0-2	L2	L, 38-41 (OT) (2021)
Ole Miss	1-1	W1	W, 15-10 (2019)
Pittsburgh	0-1	L1	L, 17-41 (2020)
SMU	4-0	W4	W, 54-48 (2019)
South Alabama	2-0	W2	W, 42-6 (2019)
South Florida	1-1	W1	W, 49-10 (2019)
SE Missouri State	1-0	W1	W, 35-17 (2016)
Southern	1-0	W1	W, 55-24 (2019)
Southern Illinois	1-0	W1	W, 44-31 (2017)
Syracuse	1-0	W1	W, 33-30 (2021)
Temple	1-1	L1	L, 28-30 (2019)
Tulane	3-1	W1	W, 47-17 (2019)
Tulsa	3-1	W3	W, 42-41 (2019)
UCF	0-4	L4	L, 41-56 (2018)
UCLA	1-0	W1	W, 48-45 (2017)
UConn	2-0	W2	W, 55-14 (2018)
ULM	2-0	W2	W, 52-33 (2019)
UMass	1-0	W1	W, 59-3 (2021)
Wake Forest	0-3	L3	L, 21-31 (2022)
Western Kentucky	0-1	L1	L, 31-51 (2016)

2022 Opponent

ASSISTANT COACHES

Alex Atkins	Offensive Coordinator/OL
3rd year at FSU/16th in college	Field
Adam Fuller	Defensive Coordinator
3rd year at FSU/25th in college	Field
John Papuchis	Special Teams Coordinator/DE
3rd year at FSU/22nd in college	Field
Randy Shannon	co-Defensive Coordinator/LB
2nd year at FSU/28th in college	Booth
Chris Thomsen	Deputy Head Coach/TE
3rd year at FSU/26th in college	Field
Odell Haggins	Associate Head Coach/DT
29th year at FSU/29th in college	Field
Ron Dugans	Wide Receivers
4th year at FSU/18th in college	Field
David Johnson	Recruiting Coordinator/RB
3rd year at FSU/15th in college	Field
Tony Tokarz	Quarterbacks
3rd year at FSU/11th in college	Booth
Marcus Woodson	Def. Pass Game Coordinator/DB
3rd year at FSU/18th in college	Booth



2022 FSU FOOTBALL

HEAD COACH MIKE NORVELL: BY THE NUMBERS

37.1

Points per game as a head coach, 3rd-highest nationally among coaches active each year from 2016-22

40

35 games scoring at least 40 points as a head coach

50

18 games scoring at least 50 points as a head coach

60

5 games scoring at least 60 points as a head coach

70

3 games scoring at least 70 points as a head coach

3,000

Coached a 3,000-yard passer in six of the last nine seasons

300

21 individual 300-yard passing games in 81 games as head coach

1,000

Produced six 1,000-yard rushers in the last eight seasons

100

54 individual 100-yard rushing games in 81 games as a head coach

1,000

One of only two individuals, along with Lincoln Riley, to coach a 1,000-yard receiver each season from 2013-19

100

35 individual 100-yard receiving games in 81 games as a head coach

13

Defensive touchdowns, including at least one in each of his first six seasons as a head coach

12

Kickoff return touchdowns in his six-plus seasons as a head coach

68

All-Conference performers coached

24

NFL Draft picks coached, including 18 selected in the last six years

19

College graduates on FSU's 2022 roster, the highest total among schools in Florida and 2nd-most in the ACC

44

Current Division I coaches who have served on his staff

The list of 44 current Division I coaches who have worked under Norvell includes four head coaches and 13 coordinators:

Coach	Current Position	School
Chris Ball	Head Coach	Northern Arizona
Will Hall	Head Coach	Southern Miss
Dan Lanning	Head Coach	Oregon
Ryan Silverfield	Head Coach	Memphis
Alex Atkins	Offensive Coordinator	Florida State
Curt Baldus	Special Teams Coordinator	Arkansas State
Darrell Dickey	Offensive Coordinator	Texas A&M
Kenny Dillingham	Offensive Coordinator	Oregon
Adam Fuller	Defensive Coordinator	Florida State
Kevin Johns	Offensive Coordinator	Duke
Pete Lembo	Special Teams Coordinator	South Carolina
Chip Long	Offensive Coordinator	Georgia Tech
Joe Lorig	Special Teams Coordinator	Oregon
Chris Marve	Defensive Coordinator	Virginia Tech
John Papuchis	Special Teams Coordinator	Florida State
Randy Shannon	co-Defensive Coordinator	Florida State
Scott Symons	Defensive Coordinator	SMU

184

Seminole Scholars recognized since the program's implementation



Mike Norvell's commitment to academics has been visible on FSU's jerseys starting with the 2020 season with the addition of the 'Seminole Scholar' patch. The 2022 season features 58 players who have graduated, earned a 3.0 cumulative GPA or finished their previous semester with a 3.0 GPA.



2022 FSU FOOTBALL

HEAD COACH MIKE NORVELL: GAME HIGHS

Points	Team	
77	vs. Bowling Green	9/24/16
70	vs. ECU	11/25/17
	at UConn	10/6/17
66	vs. Mercer	9/1/18
	vs. SMU	11/18/17

Points In A Quarter		
35	vs. Bowling Green (1st)	9/24/16
28	vs. UMass (2nd)	10/23/21
	vs. Duke (1st)	12/12/20
	vs. Mercer (2nd)	9/1/18
	vs. Mercer (1st)	9/1/18
	vs. UConn (2nd)	10/6/18
	at UConn (1st)	10/6/17

Points In A Half		
56	vs. Mercer (1st)	9/1/18
	vs. Bowling Green (1st)	9/24/16
49	vs. ECU (1st)	11/25/17
42	at Houston (2nd)	10/19/17
41	vs. UConn (1st)	10/6/18

Total Plays		
100	at UConn	10/6/17
92	vs. Houston	11/23/18
89	at South Florida	11/23/19
	at #12 UCF	12/2/17
86	vs. Mercer	9/1/18

Total Offense		
753	at #12 UCF	12/2/17
752	vs. Mercer	9/1/18
711	at UConn	10/6/17
679	vs. Georgia State	9/14/18
664	vs. SMU	11/18/17

Yards Per Play		
13.0 (49-635)	vs. ECU	11/25/17
11.0 (62-679)	vs. Georgia State	9/14/18
10.7 (59-634)	vs. UConn	10/6/18
9.8 (60-586)	vs. UMass	10/23/21
9.0 (74-664)	vs. SMU	11/18/17

Passing Attempts		
55	at UConn	10/6/17
53	at Houston	10/19/17
49	at UCF	9/30/17
47	at #16 Ole Miss	10/1/16
46	vs. South Florida	11/12/16

Completions		
39	at UConn	10/6/17
33	at Houston	10/19/17
31	at #16 Ole Miss	10/1/16
30	at #12 UCF	12/2/17
	vs. Houston	11/25/16

Passing Yards		
480	at UConn	10/6/17
471	at #12 UCF	12/2/17
	at Houston	10/19/17
418	vs. Western Kentucky	12/20/16
409	vs. #18 Houston	11/25/16

Passing Touchdowns		
8	at UConn	10/6/17
6	vs. #25 UCLA	9/16/17
	vs. Bowling Green	9/24/16
5	at Houston	11/16/19
	vs. Tulane	10/18/19
	vs. Mercer	9/1/18
	vs. Georgia State	9/14/18

Rushing Attempts		
59	vs. Houston	11/23/18
58	at South Florida	11/23/19
55	vs. Tulsa	11/10/18
54	vs. Duquesne	8/27/22
53	vs. Jacksonville State	10/3/20
	vs. Wake Forest	12/22/18
	at Cincinnati	11/18/16

Rushing Yards		
410	vs. Georgia State	9/14/18
406	vs. Duquesne	8/27/22
401	at #7 UCF	12/1/18
	vs. Houston	11/23/18
378	vs. UConn	10/6/18

Rushing Touchdowns		
7	vs. SMU	11/18/17
6	vs. Duquesne	8/27/22
	vs. Duke	12/12/20
	vs. UConn	10/6/18
	vs. Houston	11/23/18

Fewest Total Yards Allowed		
164	vs. Duquesne	8/27/22
170	at South Florida	11/23/19
173	vs. Ole Miss	8/31/19
174	vs. Mercer	9/1/18
235	vs. Boston College	9/24/22

Fewest Passing Yards Allowed		
20	vs. #24 Navy	10/14/17
44	at South Florida	11/23/19
52	at Navy	9/8/18
71	vs. Duquesne	8/27/22
82	vs. Navy	9/26/19

Fewest Rushing Yards Allowed		
25	at SMU	11/15/18
32	vs. Iowa State	12/30/17
43	vs. Miami	11/13/21
60	vs. Mercer	9/1/18
63	vs. Jacksonville State	10/3/20

Sacks		
7	vs. Tulane	10/27/17
6	vs. Western Kentucky	12/20/16
5	vs. Jacksonville State	9/11/21
	vs. #18 Cincinnati	11/29/19
	vs. Houston	11/23/18
	at SMU	11/15/18
	vs. Tulsa	11/10/18

Tackles For Loss		
15	vs. #18 Cincinnati	11/29/19
13	vs. Tulane	10/27/17
12	at SMU	11/15/18
11	at Boston College	11/20/21
	at Clemson	10/30/21
	vs. Tulsa	11/10/18
	vs. #25 UCLA	9/16/17

Takeaways		
6	vs. Kansas	9/17/16
5	vs. #24 Navy	10/14/17
4	vs. Duke	12/12/20
	vs. UConn	10/6/18
	at #12 UCF	12/2/17
	vs. ULM	8/31/17
	vs. Bowling Green	9/24/16

Interceptions		
4	vs. Bowling Green	9/24/16
3	at Florida	11/27/21
	vs. Duke	12/12/20
	vs. Tulane	10/18/19
	vs. UConn	10/6/18
	at #12 UCF	12/2/17
	vs. ECU	11/25/17

Fumble Recoveries		
4	vs. Kansas	9/17/16
3	at #7 UCF	12/1/18
	vs. #24 Navy	10/14/17
	vs. ULM	8/31/17
2	13x, last at Louisville	9/16/22

Blocked Kicks		
3	vs. Georgia Tech (2 FG, 1 PAT)	9/12/20
2	vs. LSU (1 FG, 1 PAT)	9/4/22
	vs. #5 North Carolina (2 punts)	10/17/20
	vs. Southern (2 punts)	9/7/19
1	at Tulsa (1 FG)	10/26/19
	at ULM (1 FG)	10/5/19
	at Missouri (1 punt)	10/20/18
	vs. South Alabama (1 punt)	9/22/18

Points Scored		
24	Patrick Taylor Jr. at Houston	10/19/17
	Anthony Miller at UConn	10/6/17
18	17x, last Trey Benson vs. BC	9/24/22

Touchdown Responsibility		
7	Riley Ferguson at UConn (7 pass)	10/6/17
	R. Ferguson vs. BGSU (6 pass, 1 rush)	9/24/16
6	Brady White at Houston (5 pass, 1 rush)	11/16/19
	R. Ferguson vs. #25 UCLA (6 pass)	9/16/17
5	Jordan Travis at N. Carolina (3 pass, 2 rush)	10/9/21
	B. White vs. Tulane (5 pass)	10/18/19
	B. White vs. Georgia St. (5 pass)	9/14/18
	B. White vs. Mercer (5 pass)	9/1/18
	R. Ferguson vs. SMU (2 pass, 3 rush)	11/18/17
	R. Ferguson vs. Tulane (3 pass, 2 rush)	10/27/17

Total Offense		
466	Riley Ferguson at #12 UCF	12/2/17
465	Riley Ferguson at Houston	10/19/17
420	Riley Ferguson at UConn	10/6/17
414	Riley Ferguson vs. #18 Houston	11/25/16
394	Riley Ferguson vs. #25 UCLA	9/16/17

Rushing Attempts		
31	Darrell Henderson vs. #9 UCF	10/13/18
30	Patrick Taylor Jr. vs. Wake Forest	12/22/18
27	Patrick Taylor Jr. vs. Ole Miss	8/31/19
26	Patrick Taylor Jr. at Missouri	10/20/18
24	Kenneth Gainwell vs. Tulsa	10/26/19
	Darrell Henderson vs. Houston	11/23/18

Rushing Yards		
233	Darrell Henderson vs. Georgia St.	9/14/18
212	Darrell Henderson at Navy	9/8/18
210	Darrell Henderson at #7 UCF	12/1/18
209	Kenneth Gainwell at ULM	10/5/19
199	Darrell Henderson vs. #9 UCF	10/13/18

Rushing Touchdowns		
4	Patrick Taylor Jr. at Houston	10/19/17
3	Jashaun Corbin vs. Duke	12/12/20
	Patrick Taylor Jr. at South Florida	11/23/19
	Kenneth Gainwell at Tulsa	10/26/19
	Darrell Henderson at #7 UCF	12/1/18
	Darrell Henderson vs. UConn	10/6/18
	Patrick Taylor Jr. vs. UConn	10/6/18
	Darrell Henderson at Navy	9/8/18
	Riley Ferguson vs. SMU	11/18/17



2022 FSU FOOTBALL

HEAD COACH MIKE NORVELL: GAME HIGHS

Longest Rush

89	Jashaun Corbin vs. #9 Notre Dame	9/5/21
88	Jordan Travis vs. Pitt	11/7/20
83	Calvin Austin III vs. Mercer	9/1/18
82	Darrell Henderson at #7 UCF	12/1/18
	Darrell Henderson vs. Tulane	10/27/17

Rushing Yards Per Carry (min. 12)

16.6	Darrell Henderson vs. Ga. St. (14-233)	9/14/18
16.3	Darrell Henderson at Navy (13-212)	9/8/18
14.9	Kenneth Gainwell at ULM (14-209)	10/5/19
14.1	Darrell Henderson vs. ULM (12-169)	8/31/17
13.1	Darrell Henderson at #7 UCF (16-210)	12/1/18

Passing Attempts

53	Riley Ferguson at Houston	10/19/17
49	Riley Ferguson at UCF	9/30/17
48	Riley Ferguson at UConn	10/6/17
46	Riley Ferguson vs. South Florida	11/12/16
	Riley Ferguson at #16 Ole Miss	10/1/16

Completions

34	Riley Ferguson at UConn	10/6/17
33	Riley Ferguson at Houston	10/19/17
30	Riley Ferguson at #12 UCF	12/2/17
	Riley Ferguson vs. #18 Houston	11/25/16
	Riley Ferguson at #16 Ole Miss	10/1/16

Passing Yards

471	Riley Ferguson at #12 UCF	12/2/17
	Riley Ferguson at Houston	10/19/17
431	Riley Ferguson at UConn	10/6/17
409	Riley Ferguson vs. #18 Houston	11/25/16
398	Riley Ferguson vs. #25 UCLA	9/16/17

Passing Touchdowns

7	Riley Ferguson at UConn	10/6/17
6	Riley Ferguson vs. #25 UCLA	9/16/17
	Riley Ferguson vs. BGSU	9/24/16
5	Brady White at Houston	11/16/19
	Brady White vs. Tulane	10/18/19
	Brady White vs. Georgia St.	9/14/18
	Brady White vs. Mercer	9/1/18

Receptions

15	Anthony Miller at UConn	10/6/17
	Anthony Miller vs. #18 Houston	11/25/16
14	Anthony Miller at #12 UCF	12/2/17
12	Anthony Miller vs. Tulsa	10/29/16
11	Anthony Miller vs. Western Kentucky	12/20/16

Receiving Yards

250	Anthony Miller vs. Tulsa	10/29/16
224	Anthony Miller at UConn	10/6/17
203	Kenneth Gainwell vs. Tulane	10/18/19
195	Anthony Miller at #12 UCF	12/2/17
185	Anthony Miller vs. #25 UCLA	9/16/17

Receiving Touchdowns

4	Anthony Miller at UConn	10/6/17
3	Anthony Miller at #12 UCF	12/2/17
	Anthony Miller vs. Western Kentucky	12/20/16
2	20x, last Mycah Pittman vs. #22 Wake Forest	10/1/22

Longest Pass

89	Riley Ferguson to Anthony Miller vs. ECU	11/25/17
84	R. Ferguson to A. Miller vs. Kansas	9/17/16
75	J. Travis to L. Toafili at Clemson	10/30/21
	Brady White to Damonte Coxie at ECU	11/3/18
	B. White to Patrick Taylor Jr. vs. Mercer	9/1/18

Receiving Yards Per Catch (min. 3)

53.7	Sean Dykes at #7 UCF (3-161)	12/2/17
48.0	Anthony Miller vs. ECU (3-144)	11/25/17
30.3	Ontaria Wilson vs. Wake Forest (3-91)	9/18/21
28.3	Ontaria Wilson vs. BC (3-85)	9/24/22
27.0	Damonte Coxie vs. S. Alabama (3-81)	9/14/19

Tackles

18	Jammie Robinson at Florida	11/27/21
16	Curtis Akins vs. #24 Navy	10/22/16
14	Tatum Bethune at #14 NC State	10/8/22
	Curtis Akins at #7 UCF	12/1/18
	T.J. Carter at Houston	10/19/17
13	Jammie Robinson vs. #22 Wake Forest	10/1/22
	Jammie Robinson vs. Louisville	9/25/21
	Austin Hall at Tulsa	10/26/19
	Tyrez Lindsey at Tulane	9/28/18

Tackles For Loss

5.5	Genard Avery vs. Tulane	10/27/17
5.0	Jermaine Johnson II vs. Miami	11/13/21
	Bryce Huff at Tulane	9/28/18
4.0	Jermaine Johnson II vs. Jax. St.	9/11/21
	Joseph Dorceus vs. #18 Cincinnati	11/29/19
	Joseph Dorceus at ULM	10/5/19

Sacks

3.5	Genard Avery vs. Tulane	10/27/17
3.0	Jermaine Johnson II vs. Miami	11/13/21
	Jermaine Johnson II vs. Jax. St.	9/11/21
	Arthur Maulet vs. Western Kentucky	12/20/16
2.5	Bryce Huff at SMU	11/15/18
2.0	17x, last Jared Verse vs. LSU	9/4/22

Punt Return Yards

109	Pop Williams vs. Tulsa	11/10/18
77	Traveon Samuel at South Florida	11/23/19
75	Pop Williams vs. Georgia St.	9/14/18
51	Ontaria Wilson at #14 NC State	10/8/22
34	Mycah Pittman vs. #22 Wake Forest	10/1/22

Punt Return Average (min. 3)

27.3	Pop Williams vs. Tulsa (4-109)	11/10/18
18.8	Pop Williams vs. Georgia St. (4-75)	9/14/18
12.8	Traveon Samuel at South Florida (6-77)	11/23/19
11.0	Keyshawn Helton vs. Jax. St. (3-33)	9/11/21
	Anthony Miller vs. SEMO (3-33)	9/3/16

Long Punt Return

72	John Williams vs. Tulsa	11/10/18
51	Ontaria Wilson at #14 NC State	10/8/22
47	John Williams vs. Georgia State	9/14/18
34	Mycah Pittman vs. #22 Wake Forest	10/1/22
31	Mycah Pittman vs. #4 Clemson	10/15/22
	Keyshawn Helton vs. Jax. St.	9/11/21
	John Williams vs. Kansas	9/17/16

Punt Return Touchdowns

1	Keith Brown (blocked punt) vs. Southern	9/7/19
	Pop Williams vs. Tulsa	11/10/18

Kickoff Return Yards

209	Tony Pollard vs. Wake Forest	12/22/18
174	Tony Pollard vs. South Florida	11/12/16
161	Tony Pollard vs. Tulsa	10/29/16
159	Antonio Gibson vs. SMU	11/2/19
152	Tony Pollard at #7 UCF	12/1/18

Kickoff Return Average (min. 3)

53.0	Antonio Gibson vs. SMU (3-159)	11/2/19
49.3	Tony Pollard vs. Southern Ill. (3-148)	9/23/17
44.7	Tony Pollard at #24 Navy (3-134)	10/22/16
35.7	Chris Claybrooks vs. Tulane (3-107)	10/18/19
34.8	Tony Pollard vs. Wake Forest (6-209)	12/22/18

Long Kickoff Return

100	Tony Pollard vs. East Carolina	11/25/17
	Tony Pollard vs. Southern Illinois	9/23/17
	Tony Pollard at #24 Navy	10/22/16
99	Gabriel Rogers vs. Navy	9/26/19
	Tony Pollard vs. ULM	8/31/17
	Darrell Henderson at SMU	11/5/16

Kickoff Return Touchdowns

1	12x, last Trey Benson vs. Boston College	9/24/22
---	--	---------

All-Purpose Yards

386	Antonio Gibson vs. #15 SMU	11/2/19
318	Tony Pollard vs. Wake Forest	12/22/18
307	Kenneth Gainwell vs. Tulane	10/19/19
278	Darrell Henderson vs. SMU	11/18/17
273	Darrell Henderson at Navy	9/8/18

PATs Made

11	Jake Elliott vs. BGSU	9/24/16
10	Riley Patterson vs. East Carolina	11/25/17
9	Riley Patterson vs. Mercer	9/3/18
	Riley Patterson vs. SMU	11/18/17
8	Ryan Fitzgerald vs. UMass	10/23/21
	Parker Grothaus vs. Duke	12/12/20
	Riley Patterson at East Carolina	11/3/18
	Riley Patterson vs. Georgia St.	9/14/18
	Riley Patterson vs. Tulane	10/27/17

Field Goals Made

4	Riley Patterson vs. #15 SMU	11/2/19
3	Ryan Fitzgerald vs. Miami	11/13/21
	Riley Patterson vs. #21 Cincinnati	12/7/19
	Riley Patterson vs. #9 UCF	10/13/18
	Riley Patterson vs. #24 Navy	10/14/17
	Jake Elliott at SMU	11/5/16
	Jake Elliott at Tulane	10/14/16
	Jake Elliott vs. Kansas	9/17/16

Long Field Goal

53	Ryan Fitzgerald vs. Jax. St.	9/11/21
	Parker Grothaus vs. Georgia Tech	9/12/20
52	Riley Patterson vs. #21 Cincinnati	12/7/19
	Riley Patterson at Missouri	10/20/18
50	Riley Patterson vs. #21 Cincinnati	12/7/19
	Riley Patterson vs. #15 SMU	11/2/19
	Riley Patterson at ULM	10/5/19
	Jake Elliott at Tulane	10/14/16
	Jake Elliott vs. Kansas	9/17/16

Punting Average

54.7	Adam Williams at ULM (3-164)	10/5/19
53.7	Spencer Smith vs. Temple (3-161)	10/6/16
52.0	A. Williams vs. South Ala. (2-104)	9/22/18
	S. Smith vs. Southern Ill. (2-104)	9/23/17
51.3	A. Williams vs. Tulane (3-154)	10/18/19
	S. Smith vs. Kansas (3-154)	9/17/16

Long Punt

77	Adam Williams at ULM	10/5/19
76	Adam Williams vs. Tulane	10/18/19
73	Adam Williams at SMU	11/15/18
65	Alex Mastromanno vs. Jax. St.	9/11/21
63	Spencer Smith at Tulane	10/14/16



2022 FSU FOOTBALL

GAME NOTES VS. GEORGIA TECH

GROUND GAME STANDS OUT VS. NO. 4 CLEMSON

- » Florida State ran for 206 yards against No. 4 Clemson, who entered the game No. 2 in the country allowing just 62.2 yards per game on the ground.
- » Three Seminoles - **Trey Benson** with 69, **Lawrance Toafili** with 68 and **Jordan Travis** with 64 - eclipsed individually what Clemson had been allowing per game on the ground.
- » All three players had a run of at least 20 yards, and Toafili's 25-yarder was a season high. FSU outrushed the Tigers, 206-167, snapping Clemson's 10-game streak of rushing more than its opponent.
- » Florida State averaged 6.1 yards per carry, the highest by a Clemson opponent since Alabama the CFP National Championship Game on Jan. 9, 2017.
- » Travis added 254 passing yards as FSU became the first team since Ohio State in the 2020 CFP Semifinal to run and pass for over 200 yards against Clemson.
- » The Seminole offense had eight plays of 20+ yards and ranks 2nd in the country with 53 offensive plays of 20 or more yards this season. FSU is 1st with 7.6 20-yard plays per game.
- » FSU's game vs. No. 4 Clemson capped a three-week stretch against Top 25 opponents (No. 22 Wake Forest, No. 14 NC State), just the third time in school history FSU played three consecutive weeks against ranked teams (1974, 2018) and the seventh time FSU has played three straight games against a Top 25 foe (1991, 1994, 2006, 2015).

BETHUNE LEADS NOLES AT NO. 14 NC STATE

- » Linebacker **Tatum Bethune** had a season-high 14 tackles - the most for a Seminole this season - and 2.5 tackles for loss at No. 14 NC State.
- » FSU's defense held the Wolfpack to 2-of-13 on third down and limited NC State to a touchdown and four field goals. **Jammie Robinson** added his first interception of the season, while **Patrick Payton** tallied a career-best six tackles, including three tackles and a pass breakup on one drive in the second half.
- » The two third-down conversions allowed were the fewest for FSU's defense against an ACC opponent since Syracuse was 2-for-12 on Oct. 2, 2021, and were the fewest for NC State in a game since converting 2-of-10 on Nov. 26, 2021 vs. North Carolina.
- » **Mycah Pittman** and **Lawrance Toafili** scored touchdowns for the Seminoles, while **Ryan Fitzgerald** was perfect on three kicks, including a season-long 47-yard field goal. Pittman scored three total touchdowns against Wake Forest and NC State, and Toafili now leads FSU with four rushing touchdowns on the season.

PITTMAN LEADS NOLES VS. WAKE FOREST

- » Wide receiver **Mycah Pittman** tied a career high with five catches and set a career high with 85 receiving yards and two touchdowns against Wake Forest. Pittman's two touchdowns - from 13 and 6 yards - opened the first and second halves, respectively.
- » Pittman is the third Seminole with a two-touchdown receiving game this year, joining **Ontaria Wilson** (LSU) and **Johnny Wilson** (Louisville). The last time FSU had three players record a multiple-touchdown game in the same season was 2016.
- » Johnny Wilson caught his third touchdown of the year - most on the team - and co-led FSU with 85 receiving yards.
- » Quarterback **Jordan Travis** completed 66 percent of his passes for 281 yards and tied a career high with three touchdown passes.

Game-Opening Kickoff Return Touchdowns, FSU History

9/24/22	vs. BC	Trey Benson 93-yd
10/3/92	at Miami	Tamarick Vanover 94-yd
9/18/71	at Miami	Eddie McMillan 90-yd

FSU WINS FOUR STRAIGHT TO OPEN SEASON

- » Florida State became the second team in ACC history to start a season 4-0 one season after starting at least 0-4 (Virginia, 1982-83) by beating Boston College 44-14 on September 24.
- » FSU improved to 15-5 (.800) all-time against the Eagles, with wins in 11 of the past 12 games. The Noles

are now 7-2 (.778) in Tallahassee in the series.

- » The Noles tallied 530 yards of total offense, including a career-high 321 passing yards by **Jordan Travis**. FSU led 31-0 at halftime, its largest halftime lead in an ACC game since a 38-0 lead vs. Syracuse in 2013.
- » FSU's 30-point victory was the largest in an ACC game for the Noles since a 45-14 win at Syracuse in 2016.
- » **Trey Benson** scored three touchdowns in the win, including a 93-yard kickoff return to start the game. It was FSU's first kickoff return TD since 2013, the first in Doak Campbell Stadium history, and just the third to start a game in school history.

ALL-TIME VS. GEORGIA TECH

Year	Location	Res.	AP Rank (FSU/Opp)
1952	Atlanta	L, 0-30	-/2
1955	Atlanta	L, 0-34	-/13
1958	Atlanta	L, 3-17	-/-
1962	Atlanta	T, 14-14	-/-
1963	Atlanta	L, 7-15	-/-
1970	Atlanta	L, 13-23	-/-
1971	Atlanta	L, 6-12	-/-
1975	Atlanta	L, 0-30	-/-
1992	Atlanta	W, 29-24*	6/16
1993	Tallahassee	W, 51-0*	1/-
1994	Atlanta	W, 49-3*	3/-
1995	Tallahassee	W, 42-10*	1/-
1996	Atlanta	W, 49-3*	3/-
1997	Tallahassee	W, 38-0*	3/21
1998	Atlanta	W, 34-7*	6/20
1999	Tallahassee	W, 41-35*	1/10
2000	Atlanta	W, 26-21*	2/-
2001	Tallahassee	W, 28-17*	-/-
2002	Atlanta	W, 21-13*	17/-
2003	Tallahassee	W, 14-13*	10/-
2008	Atlanta	L, 28-31*	16/-
2009	Tallahassee	L, 44-49*	-/22
2012	Charlotte	W, 21-15^	13/-
2014	Charlotte	W, 37-35^	2/12
2015	Atlanta	L, 16-22*	9/-
2020	Tallahassee	L, 13-16*	-/-

*ACC Game

^ACC Championship Game

Overall: 14-11-1 | Home: 6-2 | Away: 6-9-1 | Neutral: 2-0

ACC: 12-4

HIGHS vs. GEORGIA TECH

Passing:

Chris Weinke, 2000	25-38-0, 443 yards, 2 TD
Thad Busby, 1997	30-47-0, 399 yards, 3 TD
Christian Ponder, 2009	26-36-0, 359 yards, 4 TD
Jameis Winston, 2014	21-30-0, 309 yards, 3 TD
Danny Kanell, 1995	41-51-2, 302 yards, 4 TD

Rushing:

Dalvin Cook, 2014	31-177, 1 TD
Warrick Dunn, 1994	13-174, 1 TD
Jermaine Thomas, 2008	9-130, 0 TD
Nick Maddox, 2002	22-122, 0 TD
Travis Minor, 1999	22-122, 1 TD

Receiving:

E.G. Green, 1997	6-166, 1 TD
Peter Warrick, 1999	8-142, 2 TD (1 rush)
Rashad Greene, 2014	7-123, 2 TD
Taiwan Easterling, 2009	5-104, 0 TD
Andre Cooper, 1995	10-103, 2 TD



2022 FSU FOOTBALL

GAME NOTES VS. GEORGIA TECH

NOLES TOP LOUISVILLE IN ACC OPENER

- » Florida State beat Louisville 35-31 on September 16, the first time since 2015 that FSU has started 3-0 and won its ACC opener. FSU also improved to 17-6 all-time against the Cardinals, 7-3 in Louisville and 21-14 all-time in Friday games.
- » The Seminoles used two quarterbacks in the win - **Jordan Travis** completed his first 11 passes and finished with 157 yards and two touchdowns. **Tate Rodemaker** was 6-for-10 for 109 yards and two touchdowns - both to **Johnny Wilson** - including the game-winner with 7:54 remaining in the game.
- » The last time FSU had two players pass for at least 100 yards and two touchdowns in the same game was Drew Weatherford (276, 2 TD) and Xavier Lee (100, 2 TD) at Duke in 2005.
- » Wilson set career highs with seven catches, 149 yards and two touchdown catches and was named ACC Receiver of the Week. Running back **Treshaun Ward** ran for 126 yards, one shy of his career high set in the season opener against Duquesne.
- » It was FSU's first game with a 125-yard runner and receiver since 2015. Wilson's 149 receiving yards were the most for a Seminole since 2019.
- » Nickleback **Kevin Knowles II** sealed the win with an interception with 37 seconds remaining, the first of his career.

Blocked Kicks since 2020

9/4/22	vs. LSU	PAT/S. Brown
9/4/22	vs. LSU	FG/J. Verse
10/17/20	UNC	Punt/J. Douglas
10/17/20	UNC	Punt/M. Wilson
9/12/20	Ga. Tech	PAT/J. Robinson
9/12/20	Ga. Tech	FG/M. Wilson
9/12/20	Ga. Tech	FG/M. Wilson

THE BLOCK ON THE BAYOU

» The Seminoles improved to 2-0 with a 24-23 win vs. LSU in the Caesars Superdome in New Orleans on September 4. With the win, FSU is now 8-2 all-time against the Tigers, 16-4 in the state of Louisiana and 9-2 in New Orleans.

» The win was FSU's first one-point win since 2019 and just the 14th in school history.

» FSU blocked two kicks in the win - **Jared Verse** got a hand on a field goal in the second quarter, and **Shyheim Brown** blocked the game-tying PAT after LSU scored with no time

remaining in the game. They were FSU's first blocked field goal and PAT since the Georgia Tech game in 2020.

- » It was the third time under head coach **Mike Norvell** and special teams coordinator **John Papuchis** that FSU blocked multiple kicks in a game.
- » Wide receiver **Ontaria Wilson** tied his career highs with seven catches and two touchdowns. His 102 yards accounted for the second 100-yard game of his career, and it was his season debut after missing the opener due to injury.
- » Verse (defensive lineman), Brown (specialist) and Wilson (receiver) earned ACC Player of the Week honors, the first of their career.

OPENER AGAINST DUQUESNE

- » Florida State opened the 2022 season with a 47-7 win over Duquesne, highlighted by an offensive output not seen in nearly three decades.
- » Running backs **Treshaun Ward** (127), **Trey Benson** (105) and **Lawrance Toafili** (101) all broke the 100-yard rushing barrier, the first time in FSU history that three players ran for 100 yards in the same game.
- » FSU ran for 406 yards and passed for 232, the first 400-200 game for the Seminoles since 1995 against Wake Forest. FSU's 406 rushing yards were the most since 2016 against USF (478); the 638 total yards and 33 first downs were FSU's most since facing Syracuse in 2016 (654 and 33); and the defense held Duquesne to just 164 yards of total offense, the fewest for an opponent since Boston College had 146 in 2016.
- » FSU's 406 rushing yards are the most in the ACC this season and 3rd-most nationally among Power 5 teams.
- » Ward (2), Benson, Toafili, freshman running back **Rodney Hill** and quarterback **Jordan Travis** also scored on the ground against the Dukes.
- » With the win, FSU improved to 12-1 (.923) all-time in the month of August and 19-5 (.792) since 1975 when opening the season at Doak Campbell Stadium.

125-yd Rusher & Receiver FSU in ACC Road Games

9/16/22	Louisville	J. Wilson 149 rec T. Ward 126 rush
9/27/14	NC State	K. Williams 126 rush R. Greene 125 rec J. Wilson 109 rec
11/3/01	Clemson	J. Walker 162 rec G. Jones 160 rush T. Gardner 115 rec A. Bell 104 rec
10/25/97	Virginia	T. Minor 157 rush E.G. Green 151 rec

400 rushing yards, 200 passing yards - FSU history

8/27/22	vs. Duquesne	406-232
10/14/95	vs. Wake Forest	401-348
10/30/93	vs. Wake Forest	413-233
11/7/92	vs. Maryland	424-434
10/10/87	at Southern Miss	404-214

HONORS

TREY BENSON

Paul Hornung Award Honor Roll (vs. BC)

TATUM BETHUNE

Butkus Award Preseason Watch List • Preseason Honorable Mention All-ACC (PFF)

SHYHEIM BROWN

ACC Specialist of the Week (vs. LSU)

OMARION COOPER

Preseason 3rd Team All-ACC (Athlon)

ROBERT COOPER

Senior Bowl Watch List • Preseason 2nd Team All-ACC (Athlon, PFF) • Preseason 4th Team All-ACC (Phil Steele)

AKEEM DENT

Senior Bowl Watch List • Preseason 3rd Team All-ACC (PFF)

AMARI GAINER

Preseason Honorable Mention All-ACC (PFF)

DILLAN GTBBONS

Allstate AFCA Good Works Team • Wuerffel Trophy Preseason Watch List • Preseason All-ACC (ESPN) • Preseason 2nd Team All-ACC (PFF) • Preseason 3rd Team All-ACC (Athlon, Phil Steele)

RENARDO GREEN

Senior Bowl Watch List

KEYSHAWN HELTON

Senior Bowl Watch List

FABIAN LOVETT

Senior Bowl Watch List • Preseason 3rd Team All-ACC (Athlon)

ALEX MASTROMANNO

Ray Guy Award Preseason Watch List • Preseason 2nd Team All-ACC (Phil Steele) • Preseason 3rd Team All-ACC (Athlon) • Preseason Honorable Mention All-ACC (PFF)

CAMREN McDONALD

Senior Bowl Watch List • Mackey Award Preseason Watch List • Preseason 4th Team All-ACC (Phil Steele)

MYCAH PITTMAN

Preseason 3rd Team All-ACC (Athlon, Phil Steele)

WYATT RECTOR

Campbell Trophy Semifinalist

JAMMIE ROBINSON

ACC Defensive Back of the Week (vs. Wake Forest) • Senior Bowl Watch List • Bednarik Award Preseason Watch List • Nagurski Trophy Preseason Watch List • Thorpe Award Preseason Watch List • Preseason 2nd Team All-American (Action Network, AP, The Athletic, Phil Steele) • Preseason 4th Team All-American (Athlon) • Preseason All-ACC • Preseason 1st Team All-ACC (Athlon, ESPN, Phil Steele) • Preseason 2nd Team All-ACC (PFF)

ROBERT SCOTT JR.

Preseason 4th Team All-ACC (Athlon)

LAWRANCE TOAFILI

Polynesian Player of the Year Preseason Watch List

JORDAN TRAVIS

Unitas Golden Arm Award Watch List • Senior Bowl Watch List • Maxwell Award Preseason Watch List

JARED VERSE

Bednarik Award Midseason Watch List • ACC Defensive Lineman of the Week (vs. LSU) • Senior Bowl Watch List

TRESHAUN WARD

Doak Walker Award Preseason Watch List • Preseason 1st Team All-ACC (PFF) • Preseason 4th Team All-ACC (Athlon)

JOHNNY WILSON

ACC Receiver of the Week (vs. Louisville)

ONTARIA WILSON

ACC Receiver of the Week (vs. LSU) • Senior Bowl Watch List



2022 FSU FOOTBALL

GAME NOTES VS. GEORGIA TECH

JORDAN TRAVIS IN THE RECORD BOOKS

Career Rushing Yards FSU QBs

1. JORDAN TRAVIS (19-PR)	1,539
2. Charlie Ward (89-93)	889
3. Christian Ponder (07-10)	833
4. E.J. Manuel (09-12)	827
5. Chris Rix (01-04)	823

Career Passing TDs FSU History

14. Drew Weatherford (2004-07)	37
15. Deondre Francois (2016-18)	36
16. Chip Ferguson (1985-88)	34
17. Peter Tom Willis (86-89)	33
18. JORDAN TRAVIS (19-PR)	32

Career Rushing TDs FSU History

11. Karlos Williams (2013-14)	22
12. James Wilder, Jr. (2011-13)	20
Mark Lyles (1976-79)	20
14. JORDAN TRAVIS (19-PR)	19
14. Jermaine Thomas (2008-11)	19

TRAVIS CONTINUES BREAKOUT SEASON

» Redshirt junior **Jordan Travis** is the leading career rusher among Florida State quarterbacks, with 1,539 yards on the ground and 19 touchdowns. His 19 rushing touchdowns rank 14th overall in FSU history, tied with Jermaine Thomas (2008-11).

» Travis is 322-for-534 passing for 4,335 yards and 32 touchdowns at Florida State. He ranks 15th in school history in passing yards and completions and 18th in touchdown passes.

» Including his 40 rushing yards and 71 passing yards at Louisville in 2018, Travis is one of 10 active players with at least 4,000 passing yards (4,406) and 1,500 rushing yards (1,579) in FBS.

» Travis accounted for three touchdowns against No. 4 Clemson, including a 20-yard touchdown run that opened the scoring. His 24 completions and 42 attempts were career highs. Travis has 11 career games with multiple touchdown passes.

» Travis ran for a season-high 108 yards at No. 14 NC State, including a 71-yard run that set up FSU's first touchdown. It was the second-longest rush of Travis's career (88 vs. Pitt, 2020); the longest run for FSU in 2022; and tied a Dalvin Cook run in the 2016 Orange Bowl for the 6th-longest non-touchdown run in FSU history.

» Travis' two highest passing totals of his career came in consecutive games - 321 yards against Boston College and 281 vs. Wake Forest. He tied a career high with three touchdown passes against the Demon Deacons while completing 23 passes.

» Against Boston College, Travis completed a season-long 72-yard pass to **Ontaria Wilson**. He connected with **Kentron Poitier**

on a 31-yard touchdown just before halftime to extend FSU's lead to 31-0.

» Travis passed for 249 yards in the first 30 minutes - his most for a half - and set a career high with 337 yards of total offense. Travis played just one series in the second half, culminating in a touchdown that pushed FSU's lead to 37-0.

» At Louisville, Travis opened the game 11-for-11 - tied for the longest consecutive completion streak of his career - for 148 yards and two touchdowns, all in the first quarter. He threw touchdowns to **Preston Daniel** and **Malik McClain**.

» In FSU's win in the Superdome against LSU, Travis was 20-for-33 for 260 yards and two touchdowns - a 39-yard flea flicker to Wilson and a 27-yard pass where he powered through a targeting hit to the head for the score, also to Wilson. He added 31 rushing yards and was not sacked.

» Travis was responsible for 10 of FSU's 11 third-down conversions against LSU - eight passes and two rushes. For the game, Travis was 8-for-12 for 92 yards and a touchdown on third down.

» Travis' first completion of the second half vs. LSU went for 12 yards and pushed him past 3,000 yards for his career. Entering the Georgia Tech game, Travis has 5,874 total offense yards at FSU.

» Against Duquesne, Travis threw for 207 yards on 11-of-15 passing. He added a five-yard rushing touchdown, FSU's first score of the 2022 season.

» Redshirt sophomore **Tate Rodemaker** led FSU to a come-from-behind victory at Louisville, directing three scoring drives in the second half in the 35-31 win. The Valdosta, Georgia, native was 6-for-10 passing for 109 yards and the first two touchdowns of his career.

» After leading FSU to a touchdown on the opening drive of the second half (a 15-yard **Lawrance Toafili** touchdown), Rodemaker connected with **Johnny Wilson** on a 69-yard completion, FSU's second-longest play of the season. The two later connected for a pair of touchdowns - from 10 and 2 yards.

» Travis and Rodemaker are the first Seminole teammates with at least 100 passing yards and a pair of touchdowns in the same game since Drew Weatherford (276, 2 TD) and Xavier Lee (100, 2 TD) at Duke on October 22, 2005.

» FSU's four touchdown passes at Louisville were FSU's most in a game since 2018 against NC State.

RB TRIO MAKES FSU HISTORY

» Twice this season - against Boston College and Duquesne - FSU's three primary running backs have scored a rushing touchdown.

» In the season opener against Duquesne, **Treshaun Ward** (127), **Trey Benson** (105) and **Lawrance Toafili** (101) became the first trio of Seminoles to rush for 100 yards in the same game. Ward scored two touchdowns, while Benson, Toafili, **Rodney Hill** and quarterback **Jordan Travis** also scored on the ground.

» Travis ran for 108 yards at No. 14 NC State, his fifth career 100-yard rushing game. It is just the 5th time in school history - and first since having five players in 2012 - that FSU has four different players have at least one 100-yard rushing game in a single season.

RECORDING FSU

100-YD RUSHING GAMES

Jordan Travis (5)	at North Carolina, 2021	121
	Syracuse, 2021	113
	at NC State, 2022	108
	North Carolina, 2020	107
	at Florida, 2021	102
Lawrance Toafili (2)	Duke, 2020	117
	Duquesne, 2022	101
Treshaun Ward (2)	Duquesne, 2022	127
	at Louisville, 2022	126
Trey Benson (1)	Duquesne, 2022	105

100-YD RECEIVING GAMES

Winston Wright Jr. (4)	at Oklahoma State, 2020	127*
	at Texas Tech, 2020	126*
	Texas Tech, 2021	106*
	Iowa State, 2021	100*
Ontaria Wilson (2)	at NC State, 2020	117
	vs. LSU, 2022	102
Keyshawn Helton (1)	Clemson, 2018	100
Johnny Wilson (1)	at Louisville, 2022	149

*at West Virginia

250-YD PASSING GAMES

Jordan Travis (6)	Boston College, 2022	321
	Wake Forest, 2022	281
	Miami, 2021	274
	vs. LSU, 2022	260
	Clemson, 2022	254
	at Boston College, 2021	251

10-TACKLE GAMES

Jammie Robinson (10)	at Florida, 2021	18
	at Texas A&M, 2019	15*
	Louisville, 2021	13
	Wake Forest, 2022	13
	at North Carolina, 2021	12
	at LSU, 2020	12*
	at Ole Miss, 2020	11*
	Clemson, 2019	11*
	NC State, 2021	10
	Georgia, 2020	10*
Tatum Bethune (9)	USF, 2021	18**
	East Carolina, 2021	17**
	at NC State, 2022	14
	UConn, 2021	14**
	Tulane, 2021	11**
	at Memphis, 2020	11**
	at Louisville, 2022	10
	at Cincinnati, 2021	10**
	Cincinnati, 2020	10**
Amari Gainer (4)	at Boston College, 2019	12
	at NC State, 2020	12
	at Notre Dame, 2020	11
	Georgia Tech, 2020	10
Akeem Dent (1)	at Louisville, 2022	10
Malik Feaster (1)	Stephen F. Austin, 2021	11***
DJ Lundy (1)	at Clemson, 2021	11
Jared Verse (1)	Stony Brook, 2020	10****
Sidney Williams (1)	at North Carolina, 2021	10

*at South Carolina

**at UCF

***at Jacksonville State

****at Albany



2022 FSU FOOTBALL

GAME NOTES VS. GEORGIA TECH

- » Against Duquesne, Ward - making his first career start - needed just 14 carries to rush for a career-best 127 yards and two touchdowns, also a career high. He averaged 9.1 yards per carry after rushing for 6.36 yards per carry in 2021, the highest average in the ACC for players that averaged at least four carries per game.
- » Benson - making his first appearance as a Seminole after transferring from Oregon - averaged 9.5 yards per rush, with 105 yards on 11 carries and a career-long 43-yard touchdown run.
- » Toafili ran for 101 yards on 13 carries and also had a touchdown. It was Toafili's second career 100-yard rushing game after he ran for 117 yards as a true freshman against Duke.
- » Hill ran nine times for 55 yards and a fourth-quarter touchdown. In total, FSU ran for 406 yards and six touchdowns, the most rushing yards since a 478-yard outburst against USF in 2016. None of the four running backs were tackled for a loss against Duquesne.
- » Benson scored three times against Boston College - including a 93-yard kickoff return to open the game - while Ward and Toafili also added rushing touchdowns.
- » Ward is 11th in the country and 1st in the ACC with 6.78 yards per rush and 5th in the ACC with 81.3 rushing yards per game. The former walk-on has a pair of 100-yard rushing games - 127 vs. Duquesne and 126 at Louisville.
- » Ward had 87 yards on 13 carries vs. Wake Forest (6.7 per rush). His 16-yard run in the second quarter pushed him past 1,000 for his career. After rushing five times for 51 yards at NC State, Ward has 1,101 rushing yards and is averaging 6.67 yards per rush for his career.
- » Ward needed just 10 carries to rush for 126 yards at Louisville, breaking off runs of 25, 28 and 46 yards. Ward has eight runs of 20 or more yards this season.
- » Benson's kickoff return touchdown against BC was FSU's first since the 2013 BCS National Championship Game against Auburn (Kermit Whitfield). It was Benson's first career kickoff return and he is one of 19 players with a kick return touchdown this season.
- » The return was just the third in school history - and first in the 73-year history of Doak Campbell Stadium - to open a game. Eddie McMillan and Tamarick Vanover both took the opening kickoff back at Miami in 1971 and 1992, respectively.
- » On offense, Benson carried the ball 10 times for 78 yards, with touchdown runs of 15 and 36 yards. He is the first player in FSU history with a kickoff return touchdown and two offensive touchdowns in the same game. Benson's 15-yard touchdown capped a 94-yard drive, FSU's longest of the season.
- » He finished with 177 all-purpose yards against the Eagles - 93 KO return, 78 rushing and 6 receiving.
- » Benson ran for 7.0 yards per carry against the Cardinals with a long of 37. Toafili broke off a 15-yard touchdown at Louisville and a 12-yard touchdown at NC State, his team-high fourth of the year.
- » Florida State ran for 206 yards at No. 14 NC State, a team that entered the game 16th in the country with 94.4 rushing yards per game allowed. Against No. 4 Clemson, FSU also ran for 206 yards when Clemson was No. 2 in the country with 62.2 rushing yards per game allowed. Three Noles - Benson (69), Toafili (68) and Travis (64) - rushed for more than Clemson had been allowing per game. FSU snapped Clemson's 10-game streak of outrushing its opponents (206-167).

FSU Leading Receivers, 2022

J. Wilson, 10/15 vs. CU	6 rec, 75 yd.
J. Wilson, 10/8 at NCST	2 rec, 60 yd.
M. Pittman, 10/1 vs. WF	5 rec*, 85 yd*, 2 TD*
J. Wilson, 10/1 vs. WF	6 rec, 85 yd, 1 TD
D. Williamson, 9/24 vs. BC	5 rec*, 98 yd*
J. Wilson, 9/16 at UL	7 rec*, 149 yd*, 2 TD*
O. Wilson, 9/4 vs. LSU	7 rec*, 102 yd, 2 TD*
K. Poitier, 8/27 vs. DUQ	4 rec*, 84 yd*

*set or tied career high

WILSONS, PITTMAN PACE RECEIVERS

- » Florida State had five different leading receivers in the first five games this season. **Johnny Wilson** has had at least a share of the team lead in receiving yards four times, most recently on six catches for 75 yards vs. No. 4 Clemson.
- » Wilson is 3rd in the ACC and 32nd nationally with 18.22 yards per reception.
- » At Louisville, Wilson was named ACC Receiver of the Week after setting career highs with seven catches, 149 yards and two touchdowns, both in the fourth quarter of FSU's 35-31 win. Wilson's 149 receiving yards are the 2nd-most in a road game this season in the ACC.
- » Wilson caught a 69-yard pass from **Tate Rodemaker** against the Cardinals, the longest play in both players' career. On the next play, Wilson caught a 10-yard touchdown.
- » In the fourth quarter, Wilson caught a two-yard touchdown from Rodemaker on 3rd-and-goal that proved to be the game winner.
- » Wilson's 149 receiving yards are the most for any Seminole receiver since 2019 and the 2nd-most in FSU's 23-game series against Louisville (Kermit Whitfield, 172 in 2015).
- » Against Wake Forest, Wilson caught six passes for 85 yards and a touchdown, his team-high third of the year. Wilson leads FSU with 27 catches, 492 yards and 70.3 yards per game.
- » **Mycah Pittman** set a career high with 85 yards and two touchdowns against Wake Forest, while tying his career best with five receptions.

NATIONAL TEAM STATS

(XX) is teams ranked in category

Category	NCAA	ACC	Value
3rd Down Conversion Pct (131)	24	3	0.478
3rd Down Conversion Pct Defense (131)	61	10	0.375
4th Down Conversion Pct (131)	120	13	0.308
4th Down Conversion Pct Defense (131)	127	13	0.778
Blocked Kicks (41)	18	4	2
Blocked Kicks Allowed (127)	1	1	0
Blocked Punts Allowed (131)	1	1	0
Completion Percentage (131)	75	7	0.609
Fewest Penalties (131)	77	6	49
Fewest Penalties Per Game (130)	93	7	7.00
Fewest Penalty Yards (131)	84	8	446
Fewest Penalty Yards Per Game (131)	100	10	63.71
First Downs Defense (131)	55	10	143
First Downs Offense (131)	60	6	161
Fumbles Lost (131)	22	3	3
Fumbles Recovered (129)	74	9	4
Kickoff Return Defense (131)	69	9	20.3
Kickoff Returns (131)	8	3	26.00
Net Punting (131)	83	7	37.81
Passes Had Intercepted (131)	47	8	5
Passes Intercepted (131)	99	13	4
Passing Offense (131)	51	4	260.6
Passing Yards Allowed (131)	13	2	175.0
Passing Yards per Completion (131)	27	3	13.61
Punt Return Defense (131)	21	2	3.38
Punt Returns (131)	13	2	14.9
Red Zone Defense (130)	99	9	0.88
Red Zone Offense (131)	106	12	0.758
Rushing Defense (131)	84	12	157.0
Rushing Offense (131)	22	2	204.4
Sacks Allowed (131)	28	1	1.29
Scoring Defense (131)	45	7	22.7
Scoring Offense (131)	62	7	30.9
Tackles for Loss Allowed (131)	73	8	5.57
Team Passing Efficiency (131)	45	4	145.51
Team Passing Efficiency Defense (131)	69	8	130.00
Team Sacks (130)	29	6	2.71
Team Tackles for Loss (131)	51	9	6.00
Time of Possession (131)	66	7	30:01
Total Defense (131)	25	3	332
Total Offense (131)	26	2	465
Turnover Margin (131)	68	8	0
Turnovers Gained (129)	99	11	8
Turnovers Lost (130)	26	5	8
Winning Percentage (130)	52	7	0.571

NATIONAL INDIVIDUAL STATS

Individual Top 75

Player	Category	NCAA/ACC	Value
T. Benson	Kickoff Return TDs	1/1	1
T. Bethune	Fumbles Recovered	63/9	1
B. Gant	Fumbles Recovered	63/9	1
D. McLendon	Fumbles Recovered	63/9	1
W. Rector	Fumbles Recovered	63/9	1
J. Travis	Passing Yards/Comp.	26/3	13.61
	Yards/Pass Attempt	37/4	8.39
	Passing Efficiency	46/5	147.4
	Total Offense	46/7	269.0
	Passing Yards/Gm.	58/4	237.3
	Passing Yards	59/6	1661
	Passing TDs	62/5	11
	Points Resp. For	66/9	80
	Points Resp. For/Gm.	66/9	11.4
	Completion Pct.	72/7	0.616
J. Verse	Tackles for Loss	14/1	1.4
	Sacks	43/7	0.67
T. Ward	Rush Yards/Carry	11/1	6.78
	Rushing Yards/Gm.	46/5	81.3
J. Wilson	Yards/Reception	32/3	18.22
	Receiving Yards/Gm.	64/5	70.3
	Receiving Yards	75/5	492



2022 FSU FOOTBALL

GAME NOTES VS. GEORGIA TECH

- » Pittman caught a 13-yard touchdown on FSU's opening drive, and his six-yard touchdown came on the Noles first drive after halftime. Pittman entered the game with two career receiving touchdowns, both in 2019 while at Oregon.
- » At NC State, Pittman and **Ontaria Wilson** each had four catches, and Pittman caught a 14-yard touchdown to tie Johnny Wilson for the team lead.
- » Ontario Wilson has made 32 career starts - the most on FSU's offense - and has 19 catches for 296 yards and two touchdowns this season. He led FSU against LSU with seven catches, 102 yards and a pair of touchdowns. He tied career bests in receptions and touchdowns in the game, while notching his second career 100-yard game (117 at NC State, 2020).
- » Wilson had to fight off defensive pass interference for both touchdowns against the Tigers - [the first on a 39-yard flea flicker](#) and [the second a 27-yard one-handed grab](#) that extended FSU's lead to two scores in the third quarter.
- » Wilson earned his first career ACC Receiver of the Week honor and is now FSU's active career leader with 10 touchdown receptions, 97 catches and 1,322 receiving yards. He caught a 72-yard pass from **Jordan Travis** against Boston College, FSU's longest offensive play of the year and Wilson's longest career catch.
- » Ontario Wilson and Travis also connected on a 37-yard completion at NC State that pushed Travis over 4,000 passing yards for his career.
- » Sophomore **Darion Williamson** caught five passes for 98 yards against Boston College, with a career-long catch of 52 yards. Entering the contest, Williamson had just one catch for 10 yards on the season.
- » **Kentron Poitier** led FSU with four catches and 84 yards against Duquesne, both career bests. He hauled in a career-long 48-yard catch on FSU's opening drive of the second half.
- » Poitier scored his first career touchdown against Boston College, snagging a 31-yard reception with 19 seconds remaining in the first half to push FSU's lead to 31-0, the Noles largest at halftime of an ACC game in nine seasons. He added a fourth-quarter touchdown vs. No. 4 Clemson.
- » **Malik McClain** caught two passes at Louisville, including a 21-yard touchdown, his first of the season and third of his career.
- » **Ja'Khi Douglas**, making his season debut after an offseason injury, caught a six-yard touchdown vs. No. 4 Clemson, his first catch of the year.
- » Senior tight end **Camren McDonald** started his first game of the season and caught two passes for 23 yards against LSU. Both catches came on third down and extended drives. At Louisville, McDonald caught one pass - a career-long 41-yarder on the first play of the game. He added two catches for 52 yards against Boston College, including a 32-yard reception on 4th-and-9.
- » Tight end **Preston Daniel** caught a two-yard touchdown from Travis to open the scoring at Louisville. It was his fourth career catch, first of this season, and first career touchdown. Daniel made his first start of 2022 and third of his career against No. 4 Clemson.
- » Tight end **Markeston Douglas** earned his first career start against Duquesne and caught his first pass - for eight yards - against LSU. Douglas caught a 16-yard pass vs. Wake Forest and a two-point conversion, FSU's first successful two-point try of the year. He caught two passes in the fourth quarter against No. 4 Clemson of 29 and 23 yards, the two longest receptions of his career. Douglas entered the Clemson game with three catches for 30 yards in 10 career games.
- » **Wyatt Rector** recovered a muffed LSU punt in the second quarter in the Superdome.

EXPERIENCED OFFENSIVE LINE SHOWS OUT

- » Offensive line coach **Alex Atkins** - now in his third season on the Florida State staff - was promoted to offensive coordinator in the offseason. His offensive line has helped FSU rank 1st in the ACC in yards per rush (5.63), 2nd in the ACC in rushing yards per game (204.4), total offense (465.0) and yards per play (6.87) and 4th in passing offense (260.6).
- » FSU has started seven different linemen through seven games: **D'Mitri Emmanuel** and **Dillan Gibbons** have started all seven; **Maurice Smith** and **Jazston Turnetine** have six starts; **Robert Scott Jr.** has five, **Darius Washington** three and **Bless Harris** started the opener. Those seven players have made 144 career starts.
- » The Seminoles have allowed just nine sacks in seven games, the fewest in the ACC. FSU gave up no sacks against LSU and Boston College - just the 13th and 14th times in the past 10 seasons that FSU has not surrendered a sack. At Louisville, **Treshaun Ward**, **Trey Benson** and **Lawrance Toafili** combined to run for 216 yards and averaged 8.31 yards per rush.
- » Against No. 4 Clemson, FSU ran for 206 yards and passed for 254 yards against a Clemson defense that was No. 2 in the country with 62.2 rush yards allowed per game. The last time an opponent had 200 yards passing and rushing against the Tigers was the 2020 CFP Semifinal against Ohio State.
- » FSU averaged 6.1 yards per rush against Clemson, the most since Alabama in the 2016 National Championship Game.

Multiple Receiving TD Games, Past 10 Seasons

2022	M. Pittman, J. Wilson, O. Wilson
2021	O. Wilson
2020	J. Douglas
2019	T. Terry
2018	T. Terry (2), N. Murray
2017	A. Tate
2016	A. Tate (2), T. Rudolph, N. Murray
2015	K. Whitfield (2), T. Rudolph
2014	R. Greene, N. O'Leary, J. Wilson
2013	K. Benjamin (4), R. Greene (2), N. O'Leary (2), K. Shaw,

NOLES IN THE NFL (AS OF 10/24/2022)

Player (Pos.)	Years at FSU	Team
Cam Akers (RB)	2017-19	Los Angeles Rams
Brian Burns (DE)	2016-18	Carolina Panthers
Dalvin Cook (RB)	2014-16	Minnesota Vikings
Jashaun Corbin (RB)	2020-21	New York Giants
Ronald Darby (DB)	2012-14	Denver Broncos
Mario Edwards Jr. (DE)	2012-14	Tennessee Titans
Cameron Erving (OL)	2010-14	Carolina Panthers
Graham Gano (K)	2005-08	New York Giants
Bobby Hart (OL)	2011-14	Buffalo Bills
Dustin Hopkins (K)	2009-12	Los Angeles Chargers
Rodney Hudson (OL)	2007-10	Arizona Cardinals
Derwin James (DB)	2015-17	Los Angeles Chargers
Jermaine Johnson II (DE)	2021	New York Jets
Roderick Johnson (OL)	2014-16	Philadelphia Eagles
Christian Jones (LB)	2010-13	Seattle Seahawks
Lamaricus Joyner (DB)	2010-13	New York Jets
Joshua Kaindoh (DE)	2017-20	Kansas City Chiefs
Hamsah Nasirildeen (DB)	2017-20	New York Jets
Derrick Nnadi (DT)	2014-17	Kansas City Chiefs
Jalen Ramsey (DB)	2013-15	Los Angeles Rams
Janarius Robinson (DE)	2016-20	Philadelphia Eagles
Xavier Rhodes (DB)	2009-12	Buffalo Bills
Asante Samuel Jr. (DB)	2018-20	Los Angeles Chargers
Josh Sweat (DE)	2015-17	Philadelphia Eagles
Auden Tate (WR)	2015-17	Philadelphia Eagles
Keir Thomas (DE)	2021	Los Angeles Rams
DeMarcus Walker (DE)	2013-16	Tennessee Titans
P.J. Williams (DB)	2012-14	New Orleans Saints
Marvin Wilson (DT)	2017-20	Philadelphia Eagles
Jameis Winston (QB)	2012-14	New Orleans Saints

ATLANTIC COAST CONFERENCE

	ACC	Overall
Atlantic		
Clemson	6-0	8-0
Syracuse	3-1	6-1
Wake Forest	2-1	6-1
Florida State	2-3	4-3
Louisville	2-3	4-3
NC State	1-2	5-2
Boston College	1-4	2-5

Coastal		
North Carolina	3-0	6-1
Georgia Tech	2-2	3-4
Duke	2-2	5-3
Pitt	1-2	4-3
Miami	1-2	3-4
Virginia	1-3	3-4
Virginia Tech	1-3	2-5

Week 9 Schedule

Virginia Tech at NC State	7:30 PM Thursday
Notre Dame at Syracuse	12:00 PM
Boston College at Connecticut	12:00 PM
Georgia Tech at Florida State	12:00 PM
Miami at Virginia	12:30 PM
Wake Forest at Louisville	3:30 PM
Pittsburgh at North Carolina	8:00 PM



2022 FSU FOOTBALL

GAME NOTES VS. GEORGIA TECH

Zero Sacks Allowed, since 2013

9/24/22	Boston College
9/4/22	vs. LSU
10/9/21	at North Carolina
9/11/21	Jacksonville State
11/9/19	at Boston College
10/20/18	Wake Forest
9/29/18	at Louisville
12/27/17	vs. USM (Indep. Bowl)
12/2/17	ULM
11/18/17	Delaware State
11/26/16	Florida
12/6/14	vs. Ga. Tech (ACC Champ.)
11/22/14	Boston College
9/6/14	The Citadel

» FSU ran for 206 yards at No. 14 NC State, who entered the game 16th in the country with 94.4 rush yards per game allowed. Quarterback **Jordan Travis** rushed for 108 yards against the Wolfpack, his fifth career 100-yard rushing game. It was the 12th 200-yard rushing game under Atkins.

» FSU's 406 rushing yards vs. Duquesne were the most for the Seminoles since 2016 against USF, and the 638 total yards of offense and 33 first downs were the most since 2016 against Syracuse. It is the 3rd-most rushing yards for any Power 5 team this season.

» Against Duquesne, the line blocked for three players - Ward, Benson and Toafili - that ran for over 100 yards, the first time in school history FSU had three players run for at least 100 yards in the same game. Against Boston College, that trio combined for four touchdowns, the second time this year that all three have scored a touchdown.

» For the first time since 2014 and just the fourth time overall in a road ACC game, FSU had a 125-yard rusher and receiver

at Louisville. Ward ran 10 times for 126 yards (one shy of his career high), while **Johnny Wilson** caught seven passes for 149 yards and two touchdowns (all career highs).

- » Under Atkins, FSU's offensive line has blocked for 13 games of at least 200 rushing yards and 13 games with at least 400 yards of total offense, including five with more than 500 yards.
- » In FSU's victory against Duquesne, freshman offensive linemen **Julian Armella**, **Kanaya Charlton**, **Jaylen Early** and **Daughtry Richardson** saw their first collegiate action.

TAKEAWAYS COME AT CRUCIAL POINTS

- » Florida State has eight takeaways this season - four fumble recoveries and four interceptions.
- » The Noles fell on both of LSU's muffed punts in the 24-23 win in the Superdome. **Wyatt Rector** and **Brendan Gant** recovered one each in the Red Zone, the first of their careers.
- » FSU's defense forced three takeaways at Louisville - two more fumble recoveries and an interception. It was the first time since 2014 against NC State and Wake Forest that FSU recovered multiple fumbles in consecutive games.
- » **Derrick McLendon II** and **Tatum Bethune** recovered the fumbles against the Cardinals, while **DJ Lundy** forced the first of his career.
- » On Louisville's final snap of the game, Kevin Knowles II intercepted Malik Cunningham to seal the 35-31 victory. It was Knowles' first career interception and the first for FSU this season.
- » **Omarion Cooper** and **Greedy Vance Jr.** intercepted Boston College in the first half. It was Cooper's third career interception and first of 2022; it was the first of Vance's career. Cooper's interception was on the Eagles' opening drive, FSU's first takeaway on an opening drive in 12 games (week 3, 2021 at Wake Forest), and led to a touchdown.
- » **Jammie Robinson** picked off NC State in the first half, leading to an FSU touchdown.

BETHUNE, DELOACH LEAD LB CORPS

- » **Tatum Bethune** had a season-high 14 tackles at No. 14 NC State, the most for a Seminole this year. It was Bethune's ninth career double-digit tackle game and his second at FSU (10 at Louisville). Bethune had 2.5 tackles for loss against the Wolfpack, tying a career high.
- » Bethune leads FSU's linebackers with 49 tackles and is 2nd with 6.5 tackles for loss. Bethune also recovered a fumble at Louisville, the first of his career.
- » Bethune's 10 tackles at Louisville pushed him past 200 for his career. He enters the Georgia Tech game with 234 career tackles.
- » Bethune has started all seven games for FSU. He had seven solo tackles against LSU, with 1.0 sack and 2.0 tackles for loss. Against Duquesne, Bethune had one of the Noles six tackles for loss and one of five pass breakups. He added a TFL and QB hurry vs. No. 22 Wake Forest.
- » **Kalen DeLoach** has 36 tackles on the season, with a season-high seven against LSU, Louisville and Boston College. He is 3rd on the team with 2.5 sacks and 4.0 tackles for loss; he leads FSU with five pass breakups and four quarterback hurries.
- » DeLoach's fourth tackle against the Eagles was the 100th of his career and he enters Saturday with 115 career tackles.
- » DeLoach sacked Louisville quarterback Malik Cunningham for an 11-yard loss. He had 2.0 TFL for 12 yards against the Cardinals, and his final two tackles came on Louisville's final drive.
- » Against LSU, DeLoach added seven tackles with 0.5 sack and 1.0 tackle for loss.
- » **DJ Lundy** forced a fumble against the Cardinals, the first of his career. He had a season-high five tackles - including a five-yard TFL - at No. 14 NC State and has 105 for his career.

Takeaways, 2022

at NCST 4:13, 2Q	J. Robinson INT
vs. BC 7:34, 2Q	G. Vance INT
vs. BC 13:55, 1Q	O. Cooper INT
at UL 0:37, 4Q	K. Knowles INT
at UL 1:37, 3Q	T. Bethune FUM (D. Lundy force)
at UL 10:30, 2Q	D. McLendon FUM
vs. LSU 1:20, 4Q	B. Gant FUM (punt)
vs. LSU 3:15, 2Q	W. Rector FUM (punt)

ACTIVE LEADERS (FSU STATS ONLY)

Rushing Yards	Jordan Travis	1,539
Rushing Touchdowns	Jordan Travis	19
Passing Yards	Jordan Travis	4,335
Passing Touchdowns	Jordan Travis	32
Receptions	Ontaria Wilson	97
Receiving Yards	Ontaria Wilson	1,322
Receiving Touchdowns	Ontaria Wilson	10
Total Offense Yards	Jordan Travis	5,874
Points Scored	Ryan Fitzgerald	131
Kickoff Returns	Keyshawn Helton	25.2 (22-554)
All-Purpose Yards	Ontaria Wilson	1,549
Punt Average	Alex Mastromanno	42.8
Tackles	Amari Gainer	197
Tackles for Loss	Amari Gainer	17.5
Sacks	Derrick McLendon II	6.5
Interceptions	Jammie Robinson	5
Pass Breakups	Akeem Dent	15
Forced Fumbles	Amari Gainer	4
Fumble Recoveries	Amari Gainer	3
Blocked Kicks	Shyheim Brown	1
	Ja'Khi Douglas	1
	Jared Verse	1

FSU in 2022

...in August	1-0	1.000
...in September	3-0	1.000
...in October	0-3	.000
...in November	0-0	.000
...ACC home games	1-2	.333
...ACC road games	1-1	.500
...non-con home games	1-0	1.000
...non-con road games	0-0	.000
...non-con neutral games	1-0	1.000
...AP ranked home games	0-2	.000
...AP ranked road games	0-1	.000
...games decided by 1-8 pts	2-2	.500
...games decided by 9-20 pts	0-1	.000
...games decided by 21+ pts	2-0	1.000
...when scoring 0-9 pts	0-0	.000
...when scoring 10-19 pts	0-1	.000
...when scoring 20-29 pts	1-2	.333
...when scoring 30+ pts	3-0	1.000
...when allowing 0-9 pts	1-0	1.000
...when allowing 10-19 pts	1-1	.500
...when allowing 20-29 pts	1-0	1.000
...when allowing 30+ pts	1-2	.333
...day games (before 6pm)	0-1	.000
...night games (after 6pm)	4-2	.667
...scoring first	3-2	.600
...opponent scores first	1-1	.500
...leading after 1st Q	2-0	1.000
...trailing after 1st Q	1-1	.500
...tied after 1st Q	1-2	.333
...leading after 2nd Q	3-1	.750
...trailing after 2nd Q	1-2	.333
...leading after 3rd Q	3-1	.750
...trailing after 3rd Q	0-2	.000
...tied after 3rd Q	1-0	1.000
...with 100-yd rusher	2-1	.667
...with 100-yd receiver	2-0	1.000
...with 300-yd passer	1-0	1.000



2022 FSU FOOTBALL

GAME NOTES VS. GEORGIA TECH

- » Lundy had one tackle against LSU, but his biggest contribution come on offense: lined up as the fullback, Lundy took his first career carry for a one-yard touchdown in the fourth quarter.
- » Lundy's second career carry was also a one-yard touchdown against No. 4 Clemson.
- » **Amari Gainer** is FSU's active career leader in tackles (197), tackles for loss (17.5), forced fumbles (4) and fumble recoveries (3).
- » **Brendan Gant** was one of three Seminoles to record his first career sack against Boston College. Gant finished with five tackles and 1.5 tackles for loss in the contest, a new career high.

VETERANS LEAD DEFENSIVE LINE

- » Defensive end **Jared Verse** leads FSU with 8.5 tackles for loss and 4.0 sacks. After missing the previous game-and-a-half due to injury, Verse had 2.5 tackles for loss and 1.0 sack against No. 22 Wake Forest. He played just 23 snaps against the Demon Deacons.
- » Verse leads the ACC and is 14th in the country with 1.4 tackles for loss per game.
- » In a breakout game against LSU, all three of Verse's tackles were behind the line of scrimmage - 2.0 sacks and 2.5 tackles for loss. He also blocked a field goal in the second quarter, FSU's first since the 2020 season opener against Georgia Tech.
- » In his FSU debut, Verse had the Seminoles' only sack and 1.5 tackles for loss. The Albany transfer - one of the top newcomers of the 2022 class - has 16 career starts.
- » The Noles set a season high with nine tackles for loss against Wake Forest - including four sacks - and nine players had at least 0.5 TFL against the Demon Deacons. FSU also had four sacks among six tackles for loss against LSU.
- » Florida State's defense held Duquesne to just 164 total yards, the fewest by an FSU opponent since Boston College's 146 in 2016. The Dukes averaged just 3.1 yards per rush and had four rushing first downs.
- » FSU is allowing 149.1 yards of total offense in the first 30 minutes this year (68.3 rushing, 80.8 passing).
- » **Derrick McLendon II** has started six games in 2022 - the first starts of his career. McLendon recorded a five-yard sack against Louisville and returned a fumble 15 yards, the second fumble recovery of his career.
- » McLendon's career-high eight tackles led FSU against No. 4 Clemson, including his third sack of the season. McLendon's 6.5 career sacks are the most among active players while at FSU.
- » **Patrick Payton** had a sack in back-to-back games against Boston College and Wake Forest, the first of his career. He set a career high with six tackles at NC State, including three tackles and his first career pass breakup on one series.
- » **Joshua Farmer** recorded his first sack against Wake Forest and had 1.0 TFL at NC State.
- » FSU held Wake Forest to a season-low 4.76 yards per play one week after Boston College averaged just 3.7 yards per play and 2.8 yards per rush in the Noles' 44-14 win to improve to 4-0 on the season.

ALL-ACC SAFETY ROBINSON LEADS DBs

- » Safety **Jammie Robinson** leads FSU with 51 tackles after leading the Noles with eight against No. 4 Clemson. He had a season-high 13 against Wake Forest, Robinson's 10th career double-digit tackle performance and his fifth at Florida State.
- » At No. 14 NC State, Robinson intercepted a pass in the second quarter that led to an FSU touchdown. He has seven career interceptions, with five coming at FSU.
- » Against Duquesne, Robinson - a 2021 first-team All-ACC performer and preseason All-American in 2022 - was one of six Seminoles with a game-high four tackles. He also tied a career high with two pass breakups. Robinson entered 2022 on watch lists for the Bednarik, Nagurski and Thorpe Awards.
- » **Akeem Dent** set a career high with 10 tackles at Louisville and added nine more at NC State. He is 3rd on the team with 40 tackles. Dent also had a crucial pass breakup on a fourth-down pass late in the fourth quarter and leads FSU with 15 career PBUs, including four this season.
- » Cornerback **Renardo Green** had nine tackles against Louisville and Wake Forest, tying his career high. Green is 4th on the team with 39 tackles this year.
- » **Omarion Cooper** has made three starts this season and had an interception on Boston College's opening drive.
- » Green and **Jarrian Jones** were the starting cornerbacks against Duquesne, Louisville, NC State and Clemson and have combined for 28 career starts. The pair combined for four tackles and one pass breakup against the Dukes.
- » **Kevin Knowles II** sealed FSU's 35-31 win at Louisville with an interception with 37 seconds remaining in the game. The interception was the first of the sophomore's career and the first for FSU this season.
- » **Azareye'h Thomas** played significant minutes in FSU's win vs. Boston College, notching 2.0 tackles for loss, the first of his career. **Shyheim Brown** earned the first sack of his career against the Eagles and had 1.5 total TFL. Brown set a career high with seven tackles against No. 4 Clemson and had the game-sealing blocked PAT in FSU's 24-23 win vs. LSU.

LONG PLAYS

Offensive Plays of 20+ Yards

53 - second-most in country & most per game (7.6)

Opponent	Player(s)	Type	Yards
Duquesne (7)	J. Travis/J. Wilson	Pass	51
	J. Travis/K. Poitier	Pass	48
	T. Benson	Run	43t
	L. Toafili	Run	23
	T. Ward	Run	21
	J. Travis/D. Spann	Pass	20
	T. Ward	Run	20
LSU (6)	J. Travis/D. Wilson	Pass	39t
	J. Travis/D. Wilson	Pass	27t
	J. Travis/M. Pittman	Pass	25
	J. Travis/J. Wilson	Pass	24
	J. Travis	Run	23
	J. Travis/J. Wilson	Pass	21
Louisville (10)	T. Rodemaker/J. Wilson	Pass	69
	T. Ward	Run	46
	J. Travis/C. McDonald	Pass	41
	T. Benson	Run	37
	T. Ward	Run	28
	J. Travis/D. Wilson	Pass	26
	T. Ward	Run	25
	J. Travis/J. Wilson	Pass	23
	T. Rodemaker/J. Wilson	Pass	22
	J. Travis/M. McClain	Pass	21t
BC (9)	J. Travis/D. Wilson	Pass	72
	J. Travis/D. Williamson	Pass	52
	T. Benson	Run	36t
	J. Travis/C. McDonald	Pass	32
	J. Travis/K. Poitier	Pass	31t
	J. Travis/D. Williamson	Pass	26
	T. Ward	Run	22t
	J. Travis/M. McClain	Pass	21
	J. Travis/C. McDonald	Pass	20
Wake Forest (6)	T. Ward	Run	30
	J. Travis/C. McDonald	Pass	28
	J. Travis/J. Wilson	Pass	25
	J. Travis/J. Wilson	Pass	25
	J. Travis/M. Pittman	Pass	24
	J. Travis/M. Pittman	Pass	24
NC State (7)	J. Travis	Run	71
	T. Ward	Run	39
	J. Travis/D. Wilson	Pass	37
	J. Travis/J. Wilson	Pass	31
	J. Travis/J. Wilson	Pass	29
	T. Benson	Run	26
Clemson (8)	J. Travis	Run	22
	J. Travis/M. Douglas	Pass	29
	J. Travis/K. Poitier	Pass	25t
	L. Toafili	Run	25
	J. Travis/M. Douglas	Pass	23
	J. Travis/J. Wilson	Pass	22
	J. Travis/J. Wilson	Pass	22
	J. Travis	Run	20
	T. Benson	Run	20



2022 FSU FOOTBALL

GAME NOTES VS. GEORGIA TECH

SPECIALISTS

- » Earning his first career kickoff return opportunity, Trey Benson took the opening kick against Boston College 93 yards for a touchdown. It was FSU's first kickoff return touchdown since the 2013 BCS National Championship Game and just the third to open a game in school history.
- » Benson is one of 19 players in the country with a kick return touchdown this season.
- » Florida State special teams were the deciding factor in the one-point win against LSU. FSU recovered two muffed punts and blocked two kicks, none bigger than **Shyheim Brown's** blocked PAT as time expired to secure the win.
- » **Wyatt Rector** and **Brendan Gant** both fell on muffed punts in the Red Zone. They were FSU's first takeaways of the season and were the first recovered fumbles in both players' career.
- » In the second quarter, **Jared Verse** blocked an LSU field goal, FSU's first blocked field goal since doing it twice against Georgia Tech in the season opener in 2020.
- » Brown's blocked PAT was also the first for FSU since the Georgia Tech game in 2020.
- » Redshirt sophomore **Ryan Fitzgerald** tied a career high with 11 points against Duquesne, connecting on both field goal tries and all five PATs. He also scored 11 points in 2021 against Miami and UMass. Fitzgerald is FSU's active career scoring leader with 131 points. At No. 14 NC State, Fitzgerald connected on a season-long 47-yard field goal as time expired in the first half.
- » Punter **Alex Mastromanno** is averaging 42.8 yards per punt for his career. He had a streak of 100 consecutive punts without a touchback that extended from his first career game in 2020 to earlier this season.
- » **Mycah Pittman** has eight punt returns for 98 yards this year. His first five returns combined to go 34 yards before his lone return against Wake Forest went 34 yards, the longest of his career and FSU's longest since D.J. Matthews' 74-yard punt return touchdown at Miami in 2018. Pittman also had a 31-yard punt return against No. 4 Clemson. **Ontaria Wilson** topped Pittman's long return with a 51-yarder at NC State late in the first half that set up Fitzgerald's field goal.
- » Florida State has not allowed a kickoff return touchdown since Sept. 25, 2004, the longest active streak in the country (235 games).

ASSISTANT COACHES PROVIDE STABILITY, CONSISTENCY IN 2022

- » All 10 of Florida State's assistant coaches were on staff in 2022, with head coach **Mike Norvell** adjusting the roles of three coaches after the 2021 season - **Alex Atkins** was promoted to offensive coordinator, **Randy Shannon** was promoted to co-defensive coordinator and linebackers coach and **Tony Tokarz** was promoted to quarterbacks coach.
- » In 2021, Atkins was the offensive line coach (he continues to coach the o-line in 2022), while Shannon and Tokarz were senior analysts for the Seminoles.
- » Associate head coach and defensive tackles coach **Odell Haggins** is in his 29th season as an FSU coach and his 34th year with the program after an All-American playing career for the Seminoles.
- » Haggins, who is 4-2 in two stints as FSU's interim head coach, including a win in the 2017 Independence Bowl, is the longest-tenured assistant coach at one school in college football.
- » A Bartow, Florida, native, Haggins was inducted into the Polk County Sports Hall of Fame in March of this year. He was inducted into the Florida State Athletics Hall of Fame in 2018.

73 NOLES PLAY VS. DUQUESNE

- » Seventy-three Seminoles played in the season opener against Duquesne, including 27 that made their Florida State debut:

Player	Debut	Tot. Gms.	Player	Debut	Tot. Gms.
*OL D'Mitri Emmanuel	DUQ	7	DL Daniel Lyons	DUQ	3
*WR Mycah Pittman	DUQ	7	QB AJ Duffy	DUQ	2
*WR Johnny Wilson	DUQ	7	RB Rodney Hill	DUQ	2
*LB Tatum Bethune	DUQ	7	LB Omar Graham Jr.	DUQ	2
*OL Jazston Turnetine	DUQ	7	OL Julian Armella	DUQ	2
DB Greedy Vance Jr.	DUQ	7	P/K Mac Chimento	DUQ	2
*DE Jared Verse	DUQ	6	*OL Bless Harris	DUQ	1
WR Deuce Spann	DUQ	6	WR Mike Roussos	DUQ	1
TE Brian Courtney	DUQ	6	LB AJ Cottrill	DUQ	1
DB Sam McCall	DUQ	5	DL George Wilson Jr.	DUQ	1
DB Azareye'h Thomas	DUQ	5	OL Kanaya Charlton	DUQ	1
DB Malik Feaster	DUQ	4	OL Jaylen Early	DUQ	1
OL Byron Turner Jr.	DUQ	4	OL Daughtry Richardson	DUQ	1
TE DJ Daniels	DUQ	3	*started at least one game		

NOTES CONT.

BREAK THE ROCK

- » After each FSU win, and during various points of the offseason (end of spring and fall camp, after summer workouts), a player or coach is selected to break a rock with the opponent's logo.
- » The rock is signed by each player and coach. Breaking the rock symbolizes the completion of a team objective.
- » The sledgehammer is brought into the stadium and also carried on the field with the team captains by a player chosen by Coach Norvell that best represented the CLIMB (Commitment, Little Things, Intensity, Mental Toughness and Brotherhood) in the week leading up to the game.
- » **Trey Benson** (kickoff return touchdown, two rushing touchdowns, 177 all-purpose yards) broke the rock against Boston College.
- » **Johnny Wilson** (career-high 149 receiving yards, seven catches and two touchdowns; game-winning TD) broke the rock at Louisville.
- » Against Duquesne, running back **Treshaun Ward** (career-high 127 yards, two touchdowns in first career start) broke the rock. **Shyheim Brown** broke the rock against LSU after a game-clinching blocked PAT with no time remaining in the game.
- » Quarterback **Jordan Travis** broke the rock at the end of fall camp.


NOLES OPENING HALF WITH POINTS

- » Florida State has scored points on 10 of its 14 possessions to open a half this season, including nine touchdowns.
- » FSU scored touchdowns to start both halves against Duquesne, Louisville, Boston College and Wake Forest. Against LSU, the Noles made a field goal to open the second half. Against No. 4 Clemson, FSU opened the scoring with a 20-yard touchdown run from **Jordan Travis**. Clemson had scored first in nine straight games before Travis's touchdown.
- » Against Boston College, FSU raced out to a 31-0 halftime lead, the Noles largest after 30 minutes of an ACC game since a 38-0 lead vs. Syracuse in 2013.
- » FSU's 21 first-quarter points against the Eagles are the most in an opening period since scoring 28 against Duke in the 2020 season finale.
- » Both of wide receiver **Mycah Pittman's** touchdowns against Wake Forest started the half.



2022 FSU FOOTBALL

BOBBY BOWDEN FIELD AT DOAK CAMPBELL STADIUM



FIELD DEDICATED TO BOBBY BOWDEN

In a special ceremony prior to the Florida game on November 20, 2004, the home of Florida State football took on a meaning even more special when Bobby Bowden Field was dedicated. Now, with numerous additions to enhance the gameday experience, Seminole fans are treated to one of college football's greatest venues.

200 & 300

Bowden's 200th career victory came on Oct. 27, 1990, as FSU routed LSU, 42-3, in Tallahassee. In 2007, Bowden won his 300th game at FSU on the field that bears his name with a 24-16 win over Maryland. Bowden's final win on Bobby Bowden Field came two years later, on November 21, 2009 in a 29-26 win over the Terrapins.

ALL-TIME HOME RECORD


Florida State boasts a 311-104-4 all-time record at Doak Campbell Stadium with a winning percentage of 74.7. Overall, the Noles are 319-108-4 (.745) as the home team, which includes three seasons – 1947-49 – when they played their home games at Centennial Field. FSU was 8-4 at the downtown Tallahassee site, including 8-0 in coach Don Veller's first two seasons.

OSCEOLA & RENEGADE

One of the best traditions in college football unfolds right before kickoff as Osceola charges down the field atop Renegade - an Appaloosa horse - and plants a flaming spear at midfield. The tradition was born on Sept. 16, 1978 against Oklahoma State. Since then, six different Renegades and 16 different riders have made the ride and planted the spear at midfield.

300 WINS AT DOAK

FSU's 35-24 win over Louisville on Sept. 21, 2019 was the Seminoles' 300th win at Doak Campbell Stadium.



STADIUM FACTS

2022 Capacity:	79,560
Surface:	419 Tiftway Bermuda
Location:	Pensacola Street & Stadium Drive
First Game:	October 7, 1950
Opponent:	Randolph-Macon
Score:	Florida State 40, Randolph-Macon 7
All-Time Doak Record:	311-104-4 (.747)
All-Time Record at Home:	319-108-4 (.745)

STADIUM RECORDS

PASSING YARDS

536, Chris Weinke vs. Duke	2000
521, Chris Weinke vs. Clemson	2000
508, Bill Cappleman vs. Memphis State	1969
482, Peter Tom Willis vs. Memphis State	1989
475, Devlin Hodges (Samford)	2018

PASSING TOUCHDOWNS

6, Peter Tom Willis vs. Memphis State	1989
6, Chris Weinke vs. Maryland	1999
5, many times, last Jameis Winston vs. Maryland	2013

RUSHING YARDS

322, Greg Allen vs. Western Carolina	1981
266, Dalvin Cook vs. USF	2015
222, Dalvin Cook vs. Miami	2015
212, Victor Floyd vs. South Carolina	1985
199, Cam Akers vs. Syracuse	2017

RUSHING TOUCHDOWNS

4, Greg Allen vs. Louisville	1982
4, Dalvin Cook vs. Clemson	2016
4, Cam Akers vs. Syracuse	2019
3, many times, last Garrett Shrader (Syracuse)	2021

RECEIVING YARDS

260, Ron Sellers vs. Wake Forest	1968
238, Travis Rudolph vs. Wake Forest	2016
233, Dwight Jones (North Carolina)	2010
229, Ron Sellers vs. Virginia Tech	1967
218, Ron Sellers vs. Memphis State	1968

RECEIVING TOUCHDOWNS

5, Ron Sellers vs. Wake Forest	1968
5, Torrey Holt (NC State)	1997
3, many times, last Travis Rudolph vs. Syracuse	2015

TACKLES

29, Dale McCullers vs. Texas A&M	1968
26, Dale McCullers vs. Florida	1968
22, Roy Bickford vs. Mississippi Southern	1961
21, Dale McCullers vs. Texas Tech	1967
21, Jimmy Heggins vs. Kansas State	1976



2022 FSU FOOTBALL

PROJECTED DEPTH CHART VS. GEORGIA TECH

OFFENSE

QB	13	JORDAN TRAVIS	6-1	212	R-JR.
	18	Tate Rodemaker	6-4	196	r-So.
	10	AJ Duffy	6-2	214	Fr.
RB	8	TRESHAUN WARD	5-10	192	R-SO.
-OR-	3	TREY BENSON	6-1	215	R-SO.
RB	9	LAWRANCE TOAFILI	6-0	187	R-SO.
	29	Rodney Hill	5-10	186	Fr.
-or-	0	Ja'Khi Douglas	5-9	193	r-So.
WR	4	MYCAH PITTMAN	5-11	203	R-JR.
	88	Kentron Poitier	6-3	205	r-So.
WR	80	ONTARIA WILSON	6-0	175	R-SR.
	5	Deuce Spann	6-4	203	r-So.
-or-	21	Darion Williamson	6-3	200	r-So.
WR	14	JOHNNY WILSON	6-7	235	R-SO.
	11	Malik McClain	6-4	200	SO.
TE	87	CAMREN McDONALD	6-4	245	R-SR.
	19	Wyatt Rector	6-2	233	r-Jr.
TE	85	MARKESTON DOUGLAS	6-4	270	R-SO.
	45	Preston Daniel	6-4	242	r-So.
-or-	48	Jackson West	6-4	243	So.
LT	52	ROBERT SCOTT, JR.	6-5	334	R-SO.
	72	Julian Armella	6-6	314	Fr.
LG	75	DILLAN GIBBONS	6-5	327	R-SR.
	77	Bryson Estes	6-3	302	r-Fr.
C	53	MAURICE SMITH	6-3	288	R-SO.
	67	Thomas Shrader	6-5	300	r-So.
RG	71	D'MITRI EMMANUEL	6-2	300	R-SR.
-OR-	76	DARIUS WASHINGTON	6-4	300	R-SO.
RT	79	JAZSTON TURNETINE	6-7	336	R-SR.
	70	Lloyd Willis	6-7	306	r-So.

SPECIALISTS

K	88	RYAN FITZGERALD	6-1	201	R-SO.
	97	Aidan Shahriari	5-11	185	r-So.
P	29	ALEX MASTROMANNO	6-1	220	R-SO.
	43	Mac Chimento	6-4	213	Fr.
SNP	49	JAMES ROSENBERRY, JR.	6-0	212	R-JR.
	42	Garrett Murray	6-0	240	r-Jr.
H	29	ALEX MASTROMANNO	6-1	220	R-SO.
	43	Mac Chimento	6-4	213	Fr.
KOS	88	RYAN FITZGERALD	6-1	201	R-SO.
	97	Aidan Shahriari	5-11	185	r-So.

DEFENSE

DE	9	DERRICK McLENDON II	6-4	245	R-SO.
-OR-	5	JARED VERSE	6-4	248	R-SO.
DT	0	FABIEN LOVETT	6-4	318	R-JR.
-OR-	12	JARRETT JACKSON	6-6	300	R-JR.
NT	91	ROBERT COOPER	6-2	338	R-JR.
	99	Malcolm Ray	6-2	285	r-So.
-or-	44	Joshua Farmer	6-3	304	r-Fr.
FOX	6	DENNIS BRIGGS, JR.	6-4	280	R-JR.
	35	Leonard Warner III	6-4	247	r-Sr.
-or-	56	Patrick Payton	6-5	248	r-Fr.
LB	4	KALEN DeLOACH	6-1	211	R-JR.
	46	DJ Lundy	6-1	232	r-So.
LB	15	TATUM BETHUNE	6-1	230	R-JR.
	33	Amari Gainer	6-3	225	r-Jr.
-or-	28	Brendan Gant	6-2	200	r-Jr.
NICK	3	KEVIN KNOWLES II	5-11	185	SO.
	21	Greedy Vance, Jr.	5-11	170	r-So.
CB	13	OMARION COOPER	6-0	188	SO.
	20	Azareye'h Thomas	6-2	188	Fr.
-or-	11	Sam McCall	6-1	187	Fr.
BUCK	27	AKEEM DENT	6-1	199	R-JR.
	1	Jarques McClellion	6-0	180	r-Sr.
FS	10	JAMMIE ROBINSON	5-11	203	R-JR.
	38	Shyheim Brown	6-2	205	r-Fr.
CB	8	RENARDO GREEN	6-0	185	R-JR.
	7	Jarrian Jones	6-0	189	r-Jr.

RETURNERS

KR	3	TREY BENSON	6-1	215	R-SO.
-OR-	11	SAM MCCALL	6-1	187	FR.
KR	4	MYCAH PITTMAN	5-11	203	R-JR.
	9	Lawrance Toafili	6-0	187	r-So.
PR	4	MYCAH PITTMAN	5-11	203	R-JR.
	10	Jammie Robinson	5-11	203	r-Jr.
-or-	11	Sam McCall	6-1	187	Fr.

CAREER STARTS

Player	'18	'19	'20	'21	'22	Strk	Ttl
OFFENSE							
Preston Daniel	-	-	2	-	1	1	3
Ja'Khi Douglas	-	-	1	3	-	-	4
Markeston Douglas	-	-	-	-	3	-	3
D'Mitri Emmanuel ¹	-	12	6	7	7	7	32
Dillan Gibbons ²	-	-	1	11	7	10	19
Bless Harris ³	-	2	5	-	1	-	8
Keyshawn Helton	1	4	2	2	-	-	9
Kayden Lyles ⁴	7	4	4	1	-	-	16
Malik McClain	-	-	-	9	2	1	11
Camren McDonald	-	-	9	11	5	2	25
Mycah Pittman ⁵	-	1	4	7	5	-	17
Tate Rodemaker	-	-	1	-	-	-	1
Mike Roussos ⁶	5	8	NA	4	-	-	17
Robert Scott Jr.	-	-	7	11	5	2	23
Thomas Shrader	-	-	1	-	-	-	1
Maurice Smith	-	2	7	8	6	6	23
Lawrance Toafili	-	-	2	2	2	1	6
Jordan Travis	-	-	6	8	7	10	21
Jazston Turnetine ⁷	-	-	3	7	6	6	16
Treshaun Ward	-	-	-	-	6	-	6
Darius Washington	-	3	5	12	3	-	23
Johnny Wilson ⁸	-	-	1	2	7	7	10
Ontaria Wilson	2	7	8	11	4	-	32
Winston Wright Jr. ⁹	-	2	3	11	-	-	16

¹ at Charlotte, 2019-21

² at Notre Dame, 2020

³ at Lamar, 2019-20

⁴ at Wisconsin, 2018-21

⁵ at Oregon, 2019-21

⁶ at Columbia, 2018-21

⁷ at South Carolina, 2020-21

⁸ at Arizona State, 2020-21

⁹ at West Virginia, 2019-21

Player	'18	'19	'20	'21	'22	Strk	Ttl
DEFENSE							
Tatum Bethune ¹	-	-	5	12	7	16	24
Dennis Briggs Jr.	-	2	3	2	3	-	10
Omarion Cooper	-	-	-	3	3	-	6
Robert Cooper	-	13	5	10	7	12	35
Kalen DeLoach	-	-	1	11	7	16	19
Akeem Dent	-	5	5	8	7	14	24
Stephen Dix Jr.	-	-	5	-	-	-	5
Malik Feaster ²	5	9	2	5	-	-	21
Amari Gainer	-	9	5	3	-	-	17
Brendan Gant	-	1	3	2	-	-	6
Renardo Green	-	-	5	2	6	2	13
Jarrett Jackson	-	-	-	1	1	-	2
Travis Jay	-	-	2	1	-	-	3
Jarrian Jones ³	-	1	3	6	5	3	15
Kevin Knowles II	-	-	-	7	7	11	14
Fabien Lovett ⁴	-	13	2	9	2	-	26
DJ Lundy	-	-	-	11	-	-	11
Jarques McClellion ⁵	9	11	-	-	-	-	20
Derrick McLendon II	-	-	-	-	6	2	6
Malcolm Ray	-	-	-	2	4	3	6
Jammie Robinson ⁶	-	3	10	11	7	18	31
Greedy Vance Jr. ⁶	-	-	-	9	-	-	9
Jared Verse ⁷	-	-	1	11	4	1	16
Leonard Warner III	4	12	4	-	1	-	21
Sidney Williams	-	-	-	4	-	-	4

¹ at UCF, 2020-21

² at Jacksonville St, 2018-21

³ at Mississippi State, 2019

⁴ at Arkansas, 2018-19

⁵ at South Carolina, 2019-20

⁶ at Louisville, 2021

⁷ at Albany, 2020-21



2022 FSU FOOTBALL

GAME RECAPS

GAME 1
SATURDAY, AUG. 27, 2022
TALLAHASSEE, FLA.



	1	2	3	4	F
Duquesne	0	0	7	0	7
Florida State	20	6	14	7	47

	DUQ	FSU
FIRST DOWNS	11	33
RUSHES-YDS (NET)	30-93	54-406
PASSING YDS (NET)	71	232
Passes Comp-Att-Int	7-17-0	14-22-1
TOTAL OFFENSE PLAYS-YDS	47-164	76-638
Fumble Returns-Yards	0-0	0-0
Punt Returns-Yards	0-0	2-7
Kickoff Returns-Yards	4-54	2-26
Interception Returns-Yards	1-50	0-0
Punts (Number-Avg)	8-37.6	1-52.0
Fumbles-Lost	1-0	1-0
Penalties-Yards	4-29	5-55
Possession Time	24:47	35:13
Third-Down Conversions	1 of 10	5 of 10
Fourth-Down Conversions	0 of 0	1 of 2
Red-Zone Scores-Chances	0-0	7-7
Sacks By: Number-Yards	1-7	1-6

Attendance: 51,207

RUSHING

FS - Ward 14-127; Benson 11-105; Toafili 13-101; Hill 9-55; Travis 4-11; Duffy 1-5; Rodemaker 2-2
DUQ - Ware 11-30; Macklin 4-23; Clements 4-16; Lucas 7-13; Menders 2-12; Brown 1-5; Mischler 1-6

PASSING

FS - Travis 11-15-0; 207, 0 TD; Rodemaker 2-6-1; 15, 0 TD; Duffy 1-1-0; 10, 0 TD
DUQ - Mischler 7-17-0; 71, 1 TD

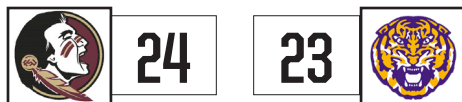
RECEIVING

FS - Poitier 4-84; Pittman 4-44; Spann 3-40; Wilson 1-51; Williamson 1-10; McClain 1-3
DUQ - Jannah 3-44; Menders 2-8; Lutz 1-12; Brown 1-7



Treshaun Ward

GAME 2
SUNDAY, SEPT. 4, 2022
NEW ORLEANS, LA.



	1	2	3	4	F
Florida State	0	7	10	7	24
LSU	3	0	7	13	23

	FSU	LSU
FIRST DOWNS	22	25
RUSHES-YDS (NET)	38-132	30-139
PASSING YDS (NET)	260	209
Passes Comp-Att-Int	20-33-0	26-36-0
TOTAL OFFENSE PLAYS-YDS	71-392	66-348
Fumble Returns-Yards	0-0	0-0
Punt Returns-Yards	1-0	2-(-2)
Kickoff Returns-Yards	2-45	2-31
Interception Returns-Yards	0-0	0-0
Punts (Number-Avg)	2-46.0	2-43.5
Fumbles-Lost	1-1	2-2
Penalties-Yards	7-80	4-45
Possession Time	34:06	25:54
Third-Down Conversions	11 of 17	5 of 11
Fourth-Down Conversions	0 of 1	2 of 2
Red-Zone Scores-Chances	2-4	3-4
Sacks By: Number-Yards	4-19	0-0

Attendance: 68,388

RUSHING

FS - Ward 16-49; Travis 8-31; Spann 2-20; Benson 6-15; Toafili 4-9; Pittman 1-7; Lundy 1-1
LSU - Daniels 16-114; Cain 7-23; Goodwin 5-14; Williams 1-2; TEAM 1-(-14)

PASSING

FS - Travis 20-33-0; 260, 2 TD
LSU - Daniels 26-35-0; 209, 2 TD; TEAM 0-1-0; 0, 0 TD

RECEIVING

FS - O. Wilson 7-102; J. Wilson 3-60; Pittman 3-45; McDonald 2-23; Spann 2-6; Toafili 1-10; M. Douglas 1-8; Ward 1-6
LSU - Jenkins 5-46; Thomas 5-44; M. Taylor 5-42; Nabers 5-34; Boutte 2-20; Lacy 1-14; K. Taylor 1-8; Bech 1-5; Goodwin 1-(-4)



Shyheim Brown

GAME 3
FRIDAY, SEPT. 16, 2022
LOUISVILLE, KY.



	1	2	3	4	F
Florida State	14	0	7	14	35
Louisville	14	7	0	10	31

	FSU	UL
FIRST DOWNS	21	25
RUSHES-YDS (NET)	37-189	44-252
PASSING YDS (NET)	266	243
Passes Comp-Att-Int	19-27-2	21-34-1
TOTAL OFFENSE PLAYS-YDS	64-455	78-495
Fumble Returns-Yards	1-15	0-0
Punt Returns-Yards	2-9	3-14
Kickoff Returns-Yards	1-21	2-33
Interception Returns-Yards	1-0	2-20
Punts (Number-Avg)	4-43.2	5-46.4
Fumbles-Lost	0-0	2-2
Penalties-Yards	6-39	11-81
Possession Time	30:48	29:12
Third-Down Conversions	6 of 14	5 of 14
Fourth-Down Conversions	0 of 0	1 of 2
Red-Zone Scores-Chances	4-7	5-6
Sacks By: Number-Yards	2-16	4-28

Attendance: 46,459

RUSHING

FS - Ward 10-126; Benson 10-70; Toafili 6-20; Rector 1-0; Pittman 1-(-1); Williamson 1-(-3); TEAM 2-(-5); Rodemaker 4-(-8); Travis 2-(-10)
UL - Cunningham 17-127; Jordan 17-91; Cooley 10-34

PASSING

FS - Travis 13-17-1; 157, 2 TD; Rodemaker 6-10-1; 109, 2 TD
UL - Cunningham 21-34-1; 243, 1 TD

RECEIVING

FS - J. Wilson 8-149; McDonald 2-45; O. Wilson 2-38; McClain 2-24; Toafili 2-9; Ward 2-(-8); Pittman 1-7; Daniel 1-2
UL - Smith 5-50; Hudson 4-40; Cooley 4-36; Huggins-Bruce 3-61; Ford 3-15; Wiggins 2-41



Johnny Wilson



2022 FSU FOOTBALL

GAME RECAPS

GAME 4
SATURDAY, SEPT. 24, 2022
TALLAHASSEE, FLA.



	1	2	3	4	F
Boston College	0	0	7	7	14
Florida State	21	10	6	7	44

	BC	FSU
FIRST DOWNS	17	21
RUSHES-YDS (NET)	34-95	35-180
PASSING YDS (NET)	140	350
Passes Comp-Att-Int	18-29-2	19-31-0
TOTAL OFFENSE PLAYS-YDS	63-235	66-530
Fumble Returns-Yards	0-0	0-0
Punt Returns-Yards	0-0	1-18
Kickoff Returns-Yards	0-0	1-93
Interception Returns-Yards	0-0	2-0
Punts (Number-Avg)	7-47.0	2-46.0
Fumbles-Lost	0-0	0-0
Penalties-Yards	4-30	7-59
Possession Time	30:47	29:13
Third-Down Conversions	4 of 13	5 of 12
Fourth-Down Conversions	0 of 0	1 of 3
Red-Zone Scores-Chances	2-2	4-5
Sacks By: Number-Yards	0-0	3-18

Attendance: 79,560

RUSHING

FS - Benson 10-78; Ward 14-48; Hill 3-17; Travis 1-16; Toafili 4-12; Rodemaker 1-11; TEAM 2-(-2)
BC - Coleman 5-44; Garwo 9-41; Barfield 7-18; Flowers 1-5; Broome 4-3; Sinkfield 1-0; Williams 1-(-1); Morehead 1-(-3); Jurkovec 5-(-12)

PASSING

FS - Travis 16-26-0; 321, 1 TD; Rodemaker 3-3-0; 29, 0 TD; Duffy 0-2-0; 0, 0 TD
BC - Jurkovec 15-23-2; 105, 1 TD; Morehead 3-6-0; 35, 1 TD

RECEIVING

FS - Williamson 5-98; Pittman 4-45; O. Wilson 3-85; McDonald 2-52; J. Wilson 2-12; Poitier 1-31; McClain 1-21; Benson 1-6
BC - Flowers 7-45; Tomlin 2-31; Garwo 2-(-2); Witter 1-22; Takacs 1-12; Bond 1-11; Gill 1-9; Broome 1-5; Griffin 1-4; Barfield 1-3



Trey Benson

GAME 5
SATURDAY, OCT. 1, 2022
TALLAHASSEE, FLA.



	1	2	3	4	F
Wake Forest	7	14	7	3	31
Florida State	7	0	6	8	21

	WF	FSU
FIRST DOWNS	28	21
RUSHES-YDS (NET)	51-171	28-112
PASSING YDS (NET)	234	281
Passes Comp-Att-Int	22-34-0	23-35-0
TOTAL OFFENSE PLAYS-YDS	85-405	63-393
Fumble Returns-Yards	0-0	0-0
Punt Returns-Yards	1-0	1-34
Kickoff Returns-Yards	0-0	4-74
Interception Returns-Yards	0-0	0-0
Punts (Number-Avg)	3-38.3	4-42.2
Fumbles-Lost	0-0	3-1
Penalties-Yards	4-40	11-96
Possession Time	34:32	25:28
Third-Down Conversions	10 of 18	4 of 11
Fourth-Down Conversions	3 of 3	1 of 1
Red-Zone Scores-Chances	5-6	3-4
Sacks By: Number-Yards	1-7	4-31

Attendance: 69,749

RUSHING

FS - Ward 13-87; Toafili 5-13; Benson 4-10; Travis 6-2
WF - Ellison 18-114; Turner 20-64; TEAM 2-(-2); Hartman 11-(-5)

PASSING

FS - Travis 23-35-0; 281, 3 TD
WF - Hartman 22-34-0; 234, 2 TD

RECEIVING

FS - J. Wilson 6-85; Pittman 5-85; McDonald 2-31; M. Douglas 2-22; O. Wilson 2-16; Ward 2-14; Benson 2-9; McClain 1-15; Spann 1-4
WF - Perry 8-91; Williams 4-43; Banks 3-24; Greene 2-29; Bull 2-17; Turner 1-17; Ellison 1-10; Morin 1-3



Myciah Pittman

GAME 6
SATURDAY, OCT. 8, 2022
RALEIGH, N.C.



	1	2	3	4	F
Florida State	0	17	0	0	17
NC State	3	0	10	6	19

	FSU	NCST
FIRST DOWNS	15	19
RUSHES-YDS (NET)	28-206	46-182
PASSING YDS (NET)	181	125
Passes Comp-Att-Int	15-30-2	11-23-1
TOTAL OFFENSE PLAYS-YDS	58-387	69-307
Fumble Returns-Yards	0-0	0-0
Punt Returns-Yards	1-51	2-15
Kickoff Returns-Yards	1-13	1-16
Interception Returns-Yards	1-0	2-5
Punts (Number-Avg)	6-37.7	6-40.7
Fumbles-Lost	0-0	0-0
Penalties-Yards	10-100	8-70
Possession Time	26:36	33:24
Third-Down Conversions	5 of 13	2 of 13
Fourth-Down Conversions	0 of 2	0 of 1
Red-Zone Scores-Chances	2-2	4-4
Sacks By: Number-Yards	2-12	1-10

Attendance: 56,919

RUSHING

FS - Travis 7-108; Ward 5-51; Benson 6-25; Toafili 10-22
NCST - Houston 24-90; Chambers 7-39; Sumo-Karngbaye 8-37; Mimms 3-21; Jones 1-1; Leary 2-(-1); TEAM 1-(-5)

PASSING

FS - 15-30-2; 181, 1 TD
NCST - Leary 10-21-1; 130, 1 TD; Chambers 0-1-0; 0, 0 TD; Thomas 1-1-0; -5, 0 TD

RECEIVING

FS - O. Wilson 4-57; Pittman 4-34; Toafili 3-24; J. Wilson 2-60; Benson 2-6
NCST - Sumo-Karngbaye 3-18; Houston 2-41; Jones 2-19; Lesane 1-25; Carter 1-23; Seabrough 1-4; Chambers 1-(-5)



Tatum Bethune



2022 FSU FOOTBALL

GAME RECAPS

GAME 7
SATURDAY, OCT. 15, 2022
TALLAHASSEE, FLA.



34

28



	1	2	3	4	F
Clemson	7	17	10	0	34
Florida State	7	7	0	14	28

	CU	FSU
FIRST DOWNS	18	28
RUSHES-YDS (NET)	44-167	34-206
PASSING YDS (NET)	203	254
Passes Comp-Att-Int	15-23-0	24-42-0
TOTAL OFFENSE PLAYS-YDS	67-370	76-460
Fumble Returns-Yards	0-0	0-0
Punt Returns-Yards	0-0	2-30
Kickoff Returns-Yards	1-69	1-14
Interception Returns-Yards	0-0	0-0
Punts (Number-Avg)	4-45.8	2-38.5
Fumbles-Lost	0-0	1-1
Penalties-Yards	8-72	3-17
Possession Time	31:14	28:46
Third-Down Conversions	9 of 17	7 of 13
Fourth-Down Conversions	1 of 1	1 of 4
Red-Zone Scores-Chances	3-3	3-4
Sacks By: Number-Yards	2-21	3-12

Attendance: 71,098

RUSHING

FS - Benson 7-69; Toafili 11-68; Travis 14-64; Rector 1-4; Lundy 1-1
CU - Shipley 20-121; Mafah 6-27; Uiagalelei 14-26; Williams 1-0;
TEAM 3-(-7)

PASSING

FS - Travis 24-42-0; 254, 2 TD
CU - Uiagalelei 15-23-0; 203, 3 TD

RECEIVING

FS - J. Wilson 6-75; Toafili 6-45; McDonald 4-19; M. Douglas 2-52;
McClain 2-28; Poitier 1-25; Pittman 1-6; J. Douglas 1-6; O. Wilson
1-(-2)
CU - Shipley 6-48; Mafah 3-13; Williams 2-76; Allen 2-40; Ngata
1-19; Briningstool 1-7



Jordan Travis



2022 FSU FOOTBALL

ROSTER

No	Name	Pos	Ht	Wt	CI	Hometown/HS/Previous School
0	Ja'Khi Douglas	WR	5-9	193	r-SO	Houma, La./Terrebonne
0	Fabien Lovett	DT	6-4	318	r-JR	Vicksburg, Miss./Olive Branch/Mississippi St.
1	Jarques McClellion	DB	6-0	180	r-SR	Delray Beach, Fla./American Heritage School/Arkansas
1	Winston Wright Jr.	WR	5-10	183	r-JR	Savannah, Ga./Memorial Day School/West Virginia
3	Trey Benson	RB	6-1	215	r-SO	Greenville, Miss./St. Joseph Catholic/Oregon
3	Kevin Knowles II	DB	5-11	185	SO	Hollywood, Fla./McArthur
4	Kalen DeLoach	LB	6-1	211	r-JR	Savannah, Ga./Islands
4	Mycah Pittman	WR	5-11	203	r-JR	Tampa, Fla./Calabasas (Calif.)/Oregon
5	Deuce Spann	WR	6-4	203	r-SO	St. Petersburg, Fla./Lakewood/Illinois
5	Jared Verse	DE	6-4	248	r-SO	Dayton, Ohio/Central Columbia (Pa.)/Albany
6	Dennis Briggs Jr.	DE	6-4	280	r-JR	Kissimmee, Fla./Gateway
6	Keyshawn Helton	WR	5-9	175	r-SR	Pensacola, Fla./West Florida
7	Jarrian Jones	DB	6-0	189	r-JR	Magee, Miss./Northwest Rankin/Mississippi St.
8	Renardo Green	DB	6-0	185	r-JR	Orlando, Fla./Wekiva
8	Treshawn Ward	RB	5-10	192	r-SO	Plant City, Fla./Tampa Bay Tech
9	Derrick McLendon II	DE	6-4	245	r-SO	Decatur, Ga./Tucker
9	Lawrance Toafili	RB	6-0	187	r-SO	St. Petersburg, Fla./Pinellas Park
10	AJ Duffy	QB	6-2	214	FR	Murrieta, Calif./Rancho Verde
10	Jammie Robinson	DB	5-11	203	r-JR	Cordele, Ga./Lee County/South Carolina
11	Sam McCall	DB	6-1	187	FR	Lakeland, Fla./Lake Gibson
11	Malik McClain	WR	6-4	200	SO	Daphne, Ala./IMG Academy (Fla.)
12	Joshua Burrell	ATH	6-2	217	r-FR	Blythewood, S.C./Blythewood
12	Jarrett Jackson	DT	6-6	300	r-JR	Riviera Beach, Fla./Palm Beach Gardens/Louisville
12	Dylan McNamara	QB	6-2	213	FR	Naples, Fla./Barron Collier
13	Omarion Cooper	DB	6-0	188	SO	Lehigh Acres, Fla./Lehigh Senior
13	Jordan Travis	QB	6-1	212	r-JR	West Palm Beach, Fla./The Benjamin School/Louisville
14	Johnny Wilson	WR	6-7	235	r-SO	Pacoima, Calif./Calabasas/Arizona State
15	Tatum Bethune	LB	6-1	230	r-JR	Miami, Fla./Miami Central/UCF
15	Gino English	QB	6-1	195	r-SO	Winter Park, Fla./Winter Park
16	Malik Feaster	DB	6-0	190	r-SR	Toccoa, Ga./Stephens County/Jacksonville St.
18	Travis Jay	DB	6-2	198	r-SO	Greenville, Fla./Madison County
18	Tate Rodemaker	QB	6-4	196	r-SO	Valdosta, Ga./Valdosta
19	Wyatt Rector	TE	6-2	233	r-JR	Leesburg, Fla./Leesburg/Western Michigan
20	Azareye'h Thomas	DB	6-2	188	FR	Niceville, Fla./Niceville
21	Greedy Vance Jr.	DB	5-11	170	r-SO	Kenner, La./Edna Karr/Louisville
21	Darion Williamson	WR	6-3	200	r-SO	Brownsville, Tenn./Haywood
22	CJ Campbell	RB	5-9	198	r-FR	Kaplan, La./Bay (Fla.)
23	Sidney Williams	DB	6-1	190	r-SO	New Orleans, La./Vigor (Ala.)
24	Mike Roussos	WR	6-1	200	r-SR	New Port Richey, Fla./River Ridge/Columbia
26	Caziah Holmes	RB	5-11	210	r-SO	Titusville, Fla./Cocoa/Penn State
26	Dwayne Wells Jr.	DB	6-1	190	r-JR	Tampa, Fla./Armwood/Coffeyville CC (Kan.)
27	Akeem Dent	DB	6-1	199	r-JR	Pahokee, Fla./Palm Beach Central
28	Brendan Gant	LB	6-2	200	r-JR	Lakeland, Fla./Kathleen
29	Rodney Hill	RB	5-10	186	FR	Statesboro, Ga./Bulloch Academy
29	Alex Mastromanno	P	6-1	220	r-SO	Melbourne, Australia/Brighton Grammar
30	DJ Daniels	TE	6-2	230	r-SO	Wilson, N.C./Fike
31	Demorie Tate	DB	6-1	194	r-SO	Orlando, Fla./Freedom
32	Stephen Dix Jr.	LB	6-2	237	r-SO	Orlando, Fla./Dr. Phillips
32	Jeremiah Giedrys	WR	6-1	196	r-SO	Fernandina Beach, Fla./Fernandina Beach
33	Amari Gainer	LB	6-3	225	r-JR	Tallahassee, Fla./Chiles
35	Leonard Warner III	DE	6-4	247	r-SR	Snellville, Ga./Brookwood
36	Omar Graham Jr.	LB	6-1	226	FR	Fort Lauderdale, Fla./Stranahan
37	Christian White	DB	5-11	170	FR	Ellenwood, Ga./Eagle's Landing Christian Academy
38	Shyheim Brown	DB	6-2	205	r-FR	Lake City, Fla./Columbia
39	Jaden Floyd	DB	5-11	201	r-FR	Winter Garden, Fla./West Orange
39	Vance Nicklaus	TE	6-5	237	r-FR	Norcross, Ga./Wesleyan School
40	Jorden McCaslin	LB	6-0	217	FR	Tampa, Fla./Wesley Chapel
41	AJ Cottrill	LB	6-0	216	FR	Tampa, Fla./Jesuit
42	Garrett Murray	LS	6-0	240	r-JR	Tampa, Fla./Plant
42	Harold Stubbs IV	DB	5-11	170	FR	Jacksonville, Fla./Oakleaf

ALPHABETICAL

58	Emile Aime	LB
45	Danj Altine	DB
96	Dante Anderson	DL
72	Julian Armella	OL
3	Trey Benson	RB
15	Tatum Bethune	LB
6	Dennis Briggs Jr.	DE
38	Shyheim Brown	DB
12	Joshua Burrell	ATH
22	CJ Campbell	RB
47	Jimmy Casey	TE
69	Kanaya Charlton	OL
43	Mac Chiumento	P/K
13	Omarion Cooper	DB
91	Robert Cooper	DT
41	AJ Cottrill	LB
86	Brian Courtney	TE
45	Preston Daniel	TE
30	DJ Daniels	TE
4	Kalen DeLoach	LB
27	Akeem Dent	DB
32	Stephen Dix Jr.	LB
0	Ja'Khi Douglas	WR
85	Markeston Douglas	TE
10	AJ Duffy	QB
73	Jaylen Early	OL
71	D'Mitri Emmanuel	OL
15	Gino English	QB
77	Bryson Estes	OL
44	Joshua Farmer	DT
16	Malik Feaster	DB
88	Ryan Fitzgerald	K
39	Jaden Floyd	DB
33	Amari Gainer	LB
28	Brendan Gant	LB
75	Dillan Gibbons	OL
32	Jeremiah Giedrys	WR
36	Omar Graham Jr.	LB
8	Renardo Green	DB
58	Bless Harris	OL
6	Keyshawn Helton	WR
56	Zane Herring	OL
57	Aaron Hester	DL
29	Rodney Hill	RB
26	Caziah Holmes	RB
12	Jarrett Jackson	DT
97	Shambre Jackson	DL
18	Travis Jay	DB
7	Jarrian Jones	DB
59	Colin King	OL
3	Kevin Knowles II	DB
99	Max Larson	K
0	Fabien Lovett	DT
46	DJ Lundy	LB
54	Kayden Lyles	OL
95	Daniel Lyons	DL
29	Alex Mastromanno	P
11	Sam McCall	DB
40	Jorden McCaslin	LB
11	Malik McClain	WR

PRONUNCIATIONS

EMILE AIME	EE-mil Aim	Bryson ESTES	Ess-teez	JARQUES McCLELLION	Jar-QUEZ Mac-Clell-on	DEMORIE Tate	Duh-MORE-ee
Joshua BURRELL	Burr-L	Jeremiah GIEDRYS	Ghee-dris	Kentron POITIER	Por-teer	AZAREYE'H Thomas	uh-ZAR-ee-yay
KANAYA Charlton	kuh-NIE-uh	SHAMBRE Jackson	Shahm-BRAY	JAMMIE Robinson	Jamie	AYOBAMI TIFASE	Eye-O-bah-mee Te-fa-say
Mac CHIUMENTO	Shuh-men-toe	JARRIAN Jones	JAR-ee-un	Tate RODEMAKER	ROD-uh-maker	Lawrance TOAFILI	Toe-uh-fill-ee
JA'KHI Douglas	juh-Ki	Kevin KNOWLES II	NOLES	Aidan SHAHRIARI	SHARE-ee-R-ee	DARION Williamson	DARE-ee-on
MARKESTON Douglas	Mar-KEE-ston	Alex MASTROMANNO	mas-truh-MAHN-oh	George SKLAVENTIS	Skle-vuh-nee-tees	ONTARIA Wilson	on-TAR-ee-uh



2022 FSU FOOTBALL

ROSTER

No	Name	Pos	Ht	Wt	Cl	Hometown/HS/Previous School
43	Mac Chiumento	P/K	6-4	213	FR	Daytona Beach, Fla./Seabreeze
44	Joshua Farmer	DT	6-3	304	r-FR	Port St. Joe, Fla./Gadsden County
45	Danl Altine	DB	5-9	170	r-JR	Miami, Fla./Miami Killian
45	Preston Daniel	TE	6-4	242	r-SO	Memphis, Tenn./Evangelical Christian
46	DJ Lundy	LB	6-1	232	r-SO	Ocala, Ga./Irwin County
47	Jimmy Casey	TE	6-7	242	FR	Quakertown, Pa./The Peddie School
48	Jackson West	TE	6-4	243	SO	Huntsville, Ala./Huntsville
49	James Rosenberry Jr.	LS	6-0	212	r-JR	Delaware, Ohio/Olentangy/Maryland
51	Chase Oliver	LB	6-1	197	r-SO	Ocala, Fla./Trinity Catholic
51	Antavious Woody	OL	6-3	293	FR	Welch, Ala./LaFayette
52	Robert Scott Jr.	OL	6-5	334	r-SO	Conway, Ark./Conway
52	George Wilson Jr.	DL	6-4	215	r-FR	Virginia Beach, Va./Green Run
53	Maurice Smith	OL	6-3	288	r-SO	Miami, Fla./Miami Central
54	Kayden Lyles	OL	6-3	315	r-SR	Tampa, Fla./Middleton (Wisc.)/Wisconsin
54	Byron Turner Jr.	DL	6-4	237	r-FR	Port Sulphur, La./St. Augustine
55	Qae'shon Sapp	OL	6-4	335	FR	Leesburg, Ga./Lee County
55	Ayobami Tifase	DL	6-4	303	FR	Baltimore, Md./Concordia Prep
56	Zane Herring	OL	6-5	302	r-SO	Madison, Fla./Madison County
56	Patrick Payton	DL	6-5	248	r-FR	Miami, Fla./Miami Northwestern
57	Aaron Hester	DL	6-2	233	FR	Jacksonville, Fla./Fletcher
58	Emile Aime	LB	5-9	227	r-FR	Miami Gardens, Fla./University School
58	Bless Harris	OL	6-5	308	r-JR	New Orleans, La./St. Augustine/Lamar
59	Colin King	OL	6-4	286	FR	Ormond Beach, Fla./Spruce Creek
64	David Stickle	OL	6-3	267	r-SO	Pace, Fla./Pace
65	Rod Orr	OL	6-6	300	r-FR	Gadsden, Ala./Gadsden City
66	Ben Ostaszewski	OL	6-3	310	r-SO	Cumming, Ga./North Forsyth
67	Thomas Shrader	OL	6-5	300	r-SO	Venice, Fla./Venice
68	LaNard Toney	OL	6-0	302	FR	Rockledge, Fla./Cocoa
69	Kanaya Charlton	OL	6-5	342	FR	Brunswick, Ga./Brunswick
70	Lloyd Willis	OL	6-7	306	r-SO	Miami, Fla./Killian
71	D'Mitri Emmanuel	OL	6-2	300	r-SR	Charlotte, N.C./Marvin Ridge/Charlotte
72	Julian Armella	OL	6-6	314	FR	Miami, Fla./St. Thomas Aquinas
73	Jaylen Early	OL	6-4	338	FR	Duncanville, Texas/Duncanville
75	Dillan Gibbons	OL	6-5	327	r-SR	St. Petersburg, Fla./Clearwater Central Catholic/Notre Dame
76	Darius Washington	OL	6-4	300	r-SO	Pensacola, Fla./West Florida
77	Bryson Estes	OL	6-3	302	r-FR	McDonough, Ga./Eagle's Landing Christian Academy
78	Daughtry Richardson	OL	6-5	285	FR	Miami, Fla./Miami Central
79	Jazston Turnetine	OL	6-7	336	r-SR	Ellenwood, Ga./Stockbridge/South Carolina
80	Ontaria Wilson	WR	6-0	175	r-SR	Ashburn, Ga./Turner County
82	Carson Pielock	WR	6-1	190	FR	Lake Nona, Fla./Lake Nona
84	Fernando Padron	WR	5-9	168	r-JR	Weston, Fla./Cypress Bay
85	Markeston Douglas	TE	6-4	270	r-SO	Brownsville, Tenn./Haywood
86	Brian Courtney	TE	6-3	233	FR	Ashburn, Va./Independence
87	Camren McDonald	TE	6-4	245	r-SR	Long Beach, Calif./Long Beach Poly
88	Ryan Fitzgerald	K	6-1	198	r-SO	Coolidge, Ga./Colquitt County
88	Kentron Poitier	WR	6-3	205	r-SO	Coconut Grove, Fla./Miami Palmetto
89	Jerrale Powers	TE	6-4	245	FR	Fort Worth, Texas/Duncanville
90	Bishop Thomas	DL	6-2	290	FR	New Orleans, La./Bishop Moore Catholic (Fla.)
91	Robert Cooper	DT	6-2	335	r-SR	Lilburn, Ga./South Gwinnett
92	Liam McCormick	DL	6-3	264	r-FR	Islip, N.Y./IMG Academy (Fla.)
93	Malakai Menzer	DL	6-1	258	r-SO	Punta Gorda, Fla./Charlotte
94	George Sklavenitis	DL	6-2	233	FR	Cooper City, Fla./Chaminade-Madonna
95	Daniel Lyons	DL	6-4	282	FR	Miami, Fla./Homestead Senior
96	Dante Anderson	DL	6-3	233	FR	Miami, Fla./Homestead Senior
97	Shambre Jackson	DL	6-3	278	r-FR	Orlando, Fla./Boone
97	Aidan Shahriari	K	5-11	185	r-SO	Clearwater, Fla./Calvary Christian
98	Zane Smith	P	6-0	225	r-FR	North Myrtle Beach, S.C./North Myrtle Beach
99	Max Larson	K	5-10	185	r-FR	Davie, Fla./St. Thomas Aquinas
99	Malcolm Ray	DT	6-2	285	r-SO	Miami Gardens, Fla./Miami Carol City

ALPHABETICAL

1	Jarques McClellion	DB
92	Liam McCormick	DL
87	Camren McDonald	TE
9	Derrick McLendon II	DE
12	Dylan McNamara	QB
93	Malakai Menzer	DL
42	Garrett Murray	LS
39	Vance Nicklaus	TE
51	Chase Oliver	LB
65	Rod Orr	OL
66	Ben Ostaszewski	OL
84	Fernando Padron	WR
56	Patrick Payton	DL
82	Carson Pielock	WR
4	Mycah Pittman	WR
88	Kentron Poitier	WR
89	Jerrale Powers	TE
99	Malcolm Ray	DT
19	Wyatt Rector	TE
78	Daughtry Richardson	OL
10	Jammie Robinson	DB
18	Tate Rodemaker	QB
49	James Rosenberry Jr.	LS
24	Mike Roussos	WR
55	Qae'shon Sapp	OL
52	Robert Scott Jr.	OL
97	Aidan Shahriari	K
67	Thomas Shrader	OL
94	George Sklavenitis	DL
53	Maurice Smith	OL
98	Zane Smith	P
5	Deuce Spann	WR
64	David Stickle	OL
41	Harold Stubbs IV	DB
32	Demorie Tate	DB
20	Azareye'h Thomas	DB
90	Bishop Thomas	DL
55	Ayobami Tifase	DL
9	Lawrance Toafili	RB
68	LaNard Toney	OL
13	Jordan Travis	QB
54	Byron Turner Jr.	DL
79	Jazston Turnetine	OL
21	Greedy Vance Jr.	DB
5	Jared Verse	DE
8	Treshaun Ward	RB
35	Leonard Warner III	DE
76	Darius Washington	OL
28	Dwayne Wells Jr.	DB
46	Jackson West	TE
37	Christian White	DB
23	Sidney Williams	DB
21	Darion Williamson	WR
70	Lloyd Willis	OL
52	George Wilson Jr.	DL
14	Johnny Wilson	WR
80	Ontaria Wilson	WR
51	Antavious Woody	OL
1	Winston Wright Jr.	WR

PRONUNCIATIONS

EMILE AIME	EE-mil Aim	Bryson ESTES	Ess-teez	JARQUES McCLELLION	Jar-QUEZ Mac-Clell-on	DEMORIE Tate	Duh-MORE-ee
Joshua BURRELL	Burr-L	Jeremiah GIEDRYS	Ghee-dris	Kentron POITIER	Por-teer	AZAREYE'H Thomas	uh-ZAR-ee-yay
KANAYA Charlton	kuh-NIE-uh	SHAMBRE Jackson	Shahm-BRAY	JAMMIE Robinson	Jamie	AYOBAMI TIFASE	Eye-O bah-mee Te-fa-say
Mac CHIUMENTO	Shuh-men-toe	JARRIAN Jones	JAR-ee-un	Tate RODEMAKER	ROD-uh-maker	Lawrance TOAFILI	Toe-uh-fill-ee
JA'KHI Douglas	juh-Ki	Kevin KNOWLES II	NOLES	Aidan SHAHRIARI	SHARE-ee-R-ee	DARION Williamson	DARE-ee-on
MARKESTON Douglas	Mar-KEE-ston	Alex MASTROMANNO	mas-truh-MAHN-oh	George SKLAVENITIS	Skle-vuh-nee-tees	ONTARIA Wilson	on-TAR-ee-uh



2022 FSU FOOTBALL

PLAYER BIOS - OFFENSE



TREY BENSON

3

RB | 6-1 • 215
Redshirt Sophomore
Greenville, Miss. | Oregon
Social Science

T. BENSON'S CAREER STATISTICS & GAME HIGHS

RUSHING

YR.	G	RUSH	YDS	AVG	TD	LG	AVG/G
2021*	10	6	22	3.7	1	9	2.2
2022	7	54	372	6.9	3	43	53.1
TOT	17	60	394	6.6	4	43	23.2

RECEIVING

YR.	G	REC	YDS	AVG	TD	LG	AVG/G
2021*	10	0	0	0.0	0	0	0.0
2022	7	5	21	4.2	0	7	3.0
TOT	17	5	21	4.2	0	7	1.2

KICKOFF RETURNS

YR.	G	RET	YDS	AVG	TD	LG
2021*	10	0	0	0.0	0	0
2022	7	4	167	41.8	1	93
TOT	17	4	167	41.8	1	93

*at Oregon

Rush Attempts.....	11, Duquesne, 8/27/2022
Rush Yards.....	105, Duquesne, 8/27/2022
Rush Touchdowns.....	2, Boston College, 9/24/2022
Long Rush.....	43, Duquesne, 8/27/2022
Receptions.....	2 (2x), last at NC State, 10/08/2022
Receiving Yards.....	9, Wake Forest, 10/1/2022
Long Reception.....	7, Wake Forest, 10/1/2022
Long Kick Return.....	93, Boston College, 9/24/2022
Kick Return Touchdowns.....	1, Boston College, 9/24/2022
All-Purpose Yards.....	177, Boston College, 9/24/2022



PRESTON DANIEL

45

TE | 6-4 • 242
Redshirt Sophomore
Memphis, Tenn. | Evangelical Christian
Finance

P. DANIEL'S CAREER STATISTICS & GAME HIGHS

RECEIVING

YR.	G	REC	YDS	AVG	TD	LG	AVG/G
2020	9	2	45	22.5	0	36	5.0
2021	12	1	5	5.0	0	5	0.4
2022	7	1	2	2.0	1	2	0.3
TOT	28	4	52	13.0	1	36	1.9

Receptions.....	1 (4x), last at Louisville, 9/16/2022
Receiving Yards.....	36, North Carolina, 10/17/2020
Receiving Touchdowns.....	1, at Louisville, 9/16/2022
All-Purpose Yards.....	36, North Carolina, 10/17/2020
Long Kick Return.....	10, Duke, 12/12/2020



JA'KHI DOUGLAS

0

WR | 5-9 • 193
Redshirt Sophomore
Houma, La. | Terrebonne
Sport Management

J. DOUGLAS' CAREER STATISTICS & GAME HIGHS

RECEIVING

YR.	G	REC	YDS	AVG	TD	LG	AVG/G
2020	8	7	116	16.6	2	68	14.5
2021	12	14	255	18.2	1	60	21.3
2022	1	1	6	6.0	1	6	6.0
TOT	21	22	377	17.1	4	68	18.0

RUSHING

YR.	G	RUSH	YDS	AVG	TD	LG	AVG/G
2020	8	6	11	1.8	0	5	1.4
2021	12	7	6	0.9	0	3	0.5
2022	1	0	0	0.0	0	0	0.0
TOT	21	13	17	1.3	0	5	0.8

KICKOFF RETURNS

YR.	G	RET	YDS	AVG	TD	LG	AVG/G
2020	8	8	158	19.8	0	28	19.8
2021	12	6	96	16.0	0	24	8.0
2022	1	0	0	0.0	0	0	0.0
TOT	21	14	254	18.1	0	28	12.0

Rush Attempts.....	6, UMass, 10/23/2021
Rush Yards.....	8, UMass, 10/23/2021
Long Rush.....	5, at NC State, 11/14/2020
Receptions.....	4, Miami, 11/13/2021
Receiving Yards.....	90, Miami, 11/13/2021
Receiving Touchdowns.....	2, Duke, 12/12/2020
Long Reception.....	68, Duke, 12/12/2020
Long Kick Return.....	28, at Louisville, 10/24/2020
All-Purpose Yards.....	137, at Louisville, 10/24/2020
Fumbles Recovered.....	1, at Louisville, 10/24/2020
Blocked Kicks.....	1 (punt), North Carolina, 10/17/2020



MARKESTON DOUGLAS

85


TE | 6-4 • 270
Redshirt Sophomore
Brownsville, Tenn. | Haywood
Sociology

M. DOUGLAS' CAREER STATISTICS & GAME HIGHS

RECEIVING

YR.	G	REC	YDS	AVG	TD	LG	AVG/G
2021	4	0	0	0.0	0	0	0.0
2022	7	5	82	16.4	0	29	11.7
TOT	11	5	82	16.4	0	29	7.5

Receptions.....	2 (2x), last Clemson, 10/15/2022
Receiving Yards.....	52, Clemson, 10/15/2022
Long Reception.....	29, Clemson, 10/15/2022



AJ DUFFY

10

QB | 6-1 • 212
Freshman
Murrieta, Calif. | Rancho Verde
Sport Management

A. DUFFY'S CAREER STATISTICS & GAME HIGHS

PASSING

YR.	G	COM	ATT	PCT	YDS	TD	INT	LG	AVG/G
2022	2	1	3	33.3	10	0	0	10	10.0
TOT	2	1	3	33.3	10	0	0	10	10.0

RUSHING

YR.	G	RUSH	YDS	AVG	TD	LG	AVG/G
2022	1	1	5	5.0	0	5	2.5
TOT	1	1	5	5.0	0	5	2.5

Rush Attempts.....	1, Duquesne, 8/27/2022
Rush Yards.....	5, Duquesne, 8/27/2022
Long Rush.....	5, Duquesne, 8/27/2022
Pass Attempts.....	2, Boston College, 9/24/2022
Pass Completions.....	1, Duquesne, 8/27/2022
Pass Yards.....	10, Duquesne, 8/27/2022



KEYSHAWN HELTON

6

WR | 5-9 • 175
Redshirt Senior
Pensacola, Fla. | West Florida
Sociology

K. HELTON'S CAREER STATISTICS & GAME HIGHS

RECEIVING

YR.	G	REC	YDS	AVG	TD	LG	AVG/G
2018	11	11	176	16.0	1	73	16.0
2019	6	17	239	14.1	3	58	39.8
2020	9	14	119	8.5	2	41	13.2
2021	10	19	285	15.0	2	44	28.5
2022	2	0	0	0.0	0	0	0.0
TOT	38	61	819	13.4	8	73	21.6

RUSHING

YR.	G	RUSH	YDS	AVG	TD	LG	AVG/G
2018	11	1	2	2.0	0	2	0.2
2019	6	2	19	9.5	0	14	3.2
2020	9	1	0	0.0	0	0	0.0
2021	10	0	0	-	0	-	-
2022	2	0	0	-	0	-	-
TOT	38	4	21	5.3	0	14	0.6

KICKOFF RETURNS

YR.	G	RET	YDS	AVG	TD	LG
2018	11	9	196	21.8	0	35
2019	6	8	228	28.5	0	58
2020	9	5	130	26.0	0	37
2021	10	0	0	-	0	-
2022	2	0	0	-	0	-
TOT	38	22	554	25.2	0	58

PUNT RETURNS

YR.	G	RET	YDS	AVG	TD	LG
2018	11	0	0	-	0	-
2019	6	0	0	-	0	-
2020	9	5	26	5.2	0	8
2021	10	8	32	4.0	0	31
2022	2	0	0	-	0	-
TOT	38	13	58	4.5	0	31

Receptions.....	7, Louisville, 9/21/2019
Receiving Yards.....	100, Clemson, 10/27/2018
Receiving Touchdowns.....	1 (8x), last NC State, 11/6/2021
Long Reception.....	73, Clemson, 10/27/2018
All-Purpose Yards.....	174, Jacksonville State, 10/3/2020
Long Punt Return.....	31, Jacksonville State, 9/11/2021
Long Kick Return.....	58, NC State, 9/28/2019



RODNEY HILL

29


RB | 5-10 • 186
Freshman
Statesboro, Ga. | Bulloch Academy
Human Resource Management

R. HILL'S CAREER STATISTICS & GAME HIGHS

RUSHING

YR.	G	RUSH	YDS	AVG	TD	LG	AVG/G
2022	2	12	72	6.0	1	15	36.0
TOT	2	12	72	6.0	1	15	36.0

Rush Attempts.....	9, Duquesne, 8/27/2022
Rush Yards.....	55, Duquesne, 8/27/2022
Rush Touchdowns.....	1, Duquesne, 8/27/2022
Longest Rush.....	15, Boston College, 9/24/2022



MALIK McCLAIN

11

WR | 6-4 • 200
Sophomore
Daphne, Ala. | IMG Academy (Fla.)
Social Science

M. McCLAIN'S CAREER STATISTICS & GAME HIGHS

RECEIVING

YR.	G	REC	YDS	AVG	TD	LG	AVG/G
2021	12	16	190	11.9	2	51	15.8
2022	7	7	91	13.0	1	21	13.0
TOT	19	23	281	12.2	3	51	14.8

Receptions.....	3 (2x), last NC State, 11/5/2021
Receiving Yards.....	51, UMass, 10/23/2021
Receiving Touchdowns.....	1 (3x) last at Louisville, 9/16/2022
Long Reception.....	51, UMass, 10/23/2021



2022 FSU FOOTBALL

PLAYER BIOS - OFFENSE



CAMREN McDONALD 87

TE | 6-4 • 245
Redshirt Senior
Long Beach, Calif. | Long Beach Poly
Sociology

C. McDONALD'S CAREER STATISTICS & GAME HIGHS

RECEIVING							
YR.	G	REC	YDS	AVG	TD	LG	AVG/G
2018	11	0	0	0.0	0	0	0.0
2019	13	6	43	7.2	0	24	3.3
2020	9	23	263	11.4	2	30	29.2
2021	12	24	243	10.1	2	26	20.3
2022	7	12	170	14.2	0	41	24.3
TOT	52	65	719	11.1	4	41	13.8

Receptions..... 7, Pitt, 11/7/2020
Receiving Yards..... 61, Pitt, 11/7/2020
Receiving Touchdowns..... 1 (4x), last UMass, 10/23/2021
Long Reception..... 41, at Louisville, 9/16/2022



MYCAH PITTMAN 4

WR | 5-11 • 203
Redshirt Junior
Tampa, Fla. | Oregon
Social Science

M. PITTMAN'S CAREER STATISTICS & GAME HIGHS

RECEIVING							
YR.	G	REC	YDS	AVG	TD	LG	AVG/G
2019*	7	18	227	12.6	2	39	32.4
2020*	5	8	123	15.4	0	44	24.6
2021*	10	12	197	16.4	0	66	19.7
2022	7	22	266	12.1	3	25	38.0
TOT	29	60	813	13.6	5	66	28.0

PUNT RETURNS							
YR.	G	RET	YDS	AVG	TD	LG	AVG/G
2019*	7	0	0	-	0	-	-
2020*	5	0	0	-	0	-	-
2021*	10	15	151	10.1	0	33	15.1
2022	7	8	98	12.3	0	34	14.0
TOT	29	23	249	10.4	0	34	8.6

Receptions..... 5 (2x), last Wake Forest, 10/1/2022
Receiving Yards..... 85, Wake Forest, 10/1/2022
Receiving Touchdowns..... 2, Wake Forest, 10/1/2022
Long Reception..... 66, at Stanford, 10/16/2021*
Rushes..... 1 (4x), last at Louisville, 9/16/2022
Rushing Yards..... 7 (2x), last vs. LSU, 9/4/2022
Long Rush..... 7 (2x), last vs. LSU, 9/4/2022
Punt Returns..... 4 (2x), last at Washington, 11/6/2021*
Punt Return Yards..... 52, at Washington, 11/6/2021*
Long Punt Return..... 34, Wake Forest, 10/1/2022
Long Kick Return..... 13, at NC State, 10/8/2022
All-Purpose Yards..... 119, Wake Forest, 10/1/2022
*at Oregon



KENTRON POITIER 88

WR | 6-3 • 205
Redshirt Sophomore
Coconut Grove, Fla. | Miami Palmetto
Social Science

K. POITIER'S CAREER STATISTICS & GAME HIGHS

RECEIVING							
YR.	G	REC	YDS	AVG	TD	LG	AVG/G
2020	6	4	39	9.8	0	14	6.5
2021	11	4	22	5.5	0	7	2.0
2022	7	6	140	23.3	2	48	20.0
TOT	24	14	201	14.4	2	48	8.4

Receptions..... 4, Duquesne, 8/27/2022
Receiving Yards..... 84, Duquesne, 8/27/2022
Receiving Touchdowns..... 1 (2x), Clemson, 10/15/2022
Long Reception..... 48, Duquesne, 8/27/2022



WYATT RECTOR 19

TE | 6-2 • 233
Redshirt Junior
Leesburg, Fla. | Western Michigan
Sport Management

W. RECTOR'S CAREER STATISTICS & GAME HIGHS

RECEIVING							
YR.	G	REC	YDS	AVG	TD	LG	AVG/G
2018*	1	0	0	0.0	0	0	0.0
2020	9	0	0	0.0	0	0	0.0
2021	12	2	13	6.5	1	11	1.1
2022	7	0	0	0.0	0	0	0.0
TOT	29	2	13	6.5	1	11	0.4

RUSHING							
YR.	G	RUSH	YDS	AVG	TD	LG	AVG/G
2018*	1	1	2	2.0	0	2	2.0
2020	9	1	1	1.0	1	1	0.1
2021	12	0	0	0.0	0	0	0.0
2022	7	2	4	0.0	0	4	0.6
TOT	29	2	7	1.8	1	2	0.2

Rush Attempts..... 1 (4x), last Clemson, 10/15/2022
Rush Yards..... 4, Clemson, 10/15/2022
Rush Touchdowns..... 1, Pitt, 11/7/2020
Long Rush..... 4, Clemson, 10/15/2022
Receptions..... 2, Jacksonville State, 9/11/2021
Reception Yards..... 13, Jacksonville State, 9/11/2021
Long Reception..... 11, Jacksonville State, 9/11/2021
Receiving Touchdowns..... 1, Jacksonville State, 9/11/2021
Tackles (special teams)..... 2, Duquesne, 8/27/2022
*at Western Michigan



TATE RODEMAKER 18

QB | 6-4 • 196
Redshirt Sophomore
Valdosta, Ga. | Valdosta
Hospitality & Tourism Management

T. RODEMAKER'S CAREER STATISTICS & GAME HIGHS

PASSING									
YR.	G	COM	ATT	PCT	YDS	TD	INT	LG	AVG/G
2020	4	17	29	58.6	130	0	3	23	32.5
2021	3	1	2	50.0	7	0	0	7	2.3
2022	3	11	19	57.9	153	2	2	69	51.0
TOT	10	29	50	58.0	290	2	5	69	29.0

RUSHING							
YR.	G	RUSH	YDS	AVG	TD	LG	AVG/G
2020	4	8	(-13)	(-1.6)	0	17	(-3.2)
2021	3	0	0	0.0	0	0	0.0
2022	3	7	5	1.7	0	11	1.7
TOT	10	15	(-8)	(-0.5)	0	17	(-0.8)

Pass Attempts..... 12, Jacksonville State, 10/3/2020
Pass Completions..... 8, Jacksonville State, 10/3/2020
Pass Yards..... 109, at Louisville, 9/16/2022
Touchdown Passes..... 2, at Louisville, 9/16/2022
Long Pass..... 69, at Louisville, 9/16/2022
Rush Attempts..... 4, at Louisville, 9/16/2022
Rush Yards..... 11, Boston College, 9/24/2022
Long Rush..... 17, at NC State, 11/14/2020
Total Offense Yards..... 101, at Louisville, 9/16/2022



MIKE ROUSSOS 24

WR | 6-1 • 200
Redshirt Senior
New Port Richey, Fla. | Columbia
Mechanical Engineering

M. ROUSSOS'S CAREER STATISTICS & GAME HIGHS

RECEIVING							
YR.	G	REC	YDS	AVG	TD	LG	AVG/G
2018*	6	3	12	4.0	0	14	1.5
2019*	10	35	395	11.3	1	47	39.5
2021*	8	16	104	6.5	2	25	13.0
2022	1	0	0	0.0	0	0	0.0
TOT	27	54	511	9.5	3	47	18.9

PUNT RETURNS

YR.	G	RET	YDS	AVG	TD	LG
2018*	8	12	218	18.2	1	91
2019*	10	14	242	17.3	1	56
2021*	8	16	152	9.5	0	31
2022	1	0	0	0.0	0	0
TOT	27	42	612	14.6	2	91

KICKOFF RETURNS

YR.	G	RET	YDS	AVG	TD	LG
2018*	8	8	203	25.4	1	87
2019*	10	28	665	23.8	0	54
2021*	8	15	397	26.5	0	57
2022	1	0	0	0.0	0	0
TOT	27	51	1,265	24.8	1	87

Receptions..... 7, Harvard, 11/9/2019*
Receiving Yards..... 92, Penn, 10/19/2019*
Long Reception..... 47, Penn, 10/19/2019*
Receiving Touchdowns..... 1 (3x), last Brown, 11/13/2021*
Punt Returns..... 5, at Yale, 10/30/2021*
Punt Return Yards..... 91, Cornell, 11/17/2018*
Long Punt Return..... 91, Cornell, 11/17/2018*
Punt Return Touchdowns..... 1 (2x), last at St. Francis, 9/21/2019*
Kickoff Returns..... 8, at Dartmouth, 10/25/2019*
Kickoff Return Yards..... 177, at Dartmouth, 10/25/2019*
Long Kickoff Return..... 87, Cornell, 11/17/2018*
Kickoff Return Touchdowns..... 1, Cornell, 11/17/2018*
All-Purpose Yards..... 259, at Dartmouth, 10/25/2019*
*at Columbia



DEUCE SPANN 5

WR | 6-4 • 203
Redshirt Sophomore
St. Petersburg, Fla. | Illinois
Social Science

D. SPANN'S CAREER STATISTICS & GAME HIGHS

RECEIVING							
YR.	G	REC	YDS	AVG	TD	LG	AVG/G
2020*	1	0	0	0.0	0	0	0.0
2021*	9	5	124	24.8	2	45	13.8
2022	6	6	50	8.3	0	20	8.3
TOT	16	11	174	15.8	2	45	10.9

RUSHING							
YR.	G	RUSH	YDS	AVG	TD	LG	AVG/G
2020	1	1	1	1.0	0	1	1.0
2021	9	0	0	0.0	0	0	0.0
2022	6	2	20	10.0	0	16	3.3
TOT	16	3	21	7.0	0	16	1.3

Receptions..... 3, Duquesne, 8/27/2022
Receiving Yards..... 45, Nebraska 8/28/2021*
Longest Reception..... 45, Nebraska 8/28/2021*
Receiving Touchdowns..... 1 (2x), last at Virginia 9/11/2021*
Rushing Attempts..... 2, vs. LSU 9/4/2022
Rushing Yards..... 20, vs. LSU 9/4/2022
Longest Rush..... 16, vs. LSU 9/4/2022
*at Illinois



LAWRANCE TOAFILI 9

RB | 6-0 • 187
Redshirt Sophomore
St. Petersburg, Fla. | Pinellas Park
Humanities

L. TOAFILI'S CAREER STATISTICS & GAME HIGHS

RUSHING							
YR.	G	RUSH	YDS	AVG	TD	LG	AVG/G
2020	8	37	356	9.6	2	73	44.5
2021	9	32	163	5.1	1	38	18.1
2022	7	53	245	4.6	4	23	35.0
TOT	24	122	764	6.3	7	73	31.8



2022 FSU FOOTBALL

PLAYER BIOS - OFFENSE

RECEIVING

YR.	G	REC	YDS	AVG	TD	LG	AVG/G
2020	8	12	120	10.0	0	31	15.0
2021	9	10	116	11.6	2	75	12.9
2022	7	12	88	7.3	0	14	12.6
TOT	24	34	324	9.5	2	75	13.5

Rush Attempts.....13, Duquesne, 8/27/2022
 Rush Yards.....117, Duke, 12/12/2020
 Rush Touchdowns.....1 (7x), last at NC State, 10/8/2022
 Long Rush.....73, Duke, 12/12/2020
 Receptions.....6, Clemson, 10/15/2022
 Receiving Yards.....75, at Clemson, 10/30/2021
 Long Reception.....75, at Clemson, 10/30/2021
 Receiving Touchdowns.....1 (2x), last at Boston College, 11/20/2021
 All-Purpose Yards.....143, Duke, 12/12/2020



JORDAN TRAVIS 13

QB | 6-1 • 212
 Redshirt Junior
 West Palm Beach, Fla. | Louisville
 Sociology

J. TRAVIS' CAREER STATISTICS & GAME HIGHS

PASSING

YR.	G	COM	ATT	PCT	YDS	TD	INT	LG	AVG/G
2018*	3	4	14	28.6	71	1	1	31	23.6
2019	4	6	11	54.5	79	0	0	63	19.8
2020	8	72	131	55.0	1,056	6	6	68	132.0
2021	10	122	194	62.9	1,539	15	6	75	153.9
2022	7	122	198	61.6	1,661	11	3	72	237.3
TOT	32	326	548	59.5	4,406	33	16	75	137.7

RUSHING

YR.	G	RUSH	YDS	AVG	TD	LG	AVG/G
2018*	3	8	40	5.0	0	25	13.3
2019	4	23	228	9.9	3	66	57.0
2020	8	97	559	5.8	7	88	69.9
2021	10	134	530	4.0	7	53	53.0
2022	7	42	222	5.3	2	71	31.7
TOT	32	304	1,579	5.2	19	88	49.3

*at Louisville

Pass Attempts.....42, Clemson, 10/15/2022
 Pass Completions.....24, Clemson, 10/15/2022
 Pass Yards.....321, Boston College, 9/24/2022
 Pass Touchdowns.....3 (3x), last Wake Forest, 10/1/2022
 Long Pass.....75, at Clemson, 10/30/2021
 Rush Attempts.....22, Miami, 11/13/2021
 Rush Yards.....121, at North Carolina, 10/9/2021
 Rush Touchdowns.....2 (4x), last Miami, 11/13/2021
 Long Rush.....88, Pitt, 11/7/2020
 Total Offense.....337, Boston College, 9/24/2022
 All-Purpose Yards.....121, at North Carolina, 10/9/2021
 Touchdown Responsibility.....5, at North Carolina, 10/9/2021



TRESHAUN WARD 8

RB | 5-10 • 192
 Redshirt Sophomore
 Plant City, Fla. | Tampa Bay Tech
 Criminology

T. WARD'S CAREER STATISTICS & GAME HIGHS

RUSHING

YR.	G	RUSH	YDS	AVG	TD	LG	AVG/G
2019	2	10	44	4.4	0	11	22.0
2020	2	2	54	27.0	1	28	27.0
2021	12	81	515	6.4	4	65	42.9
2022	6	72	488	6.8	3	46	81.3
TOT	22	165	1,101	6.7	8	65	50.0

RECEIVING

YR.	G	REC	YDS	AVG	TD	LG	AVG/G
2019	2	0	0	0.0	0	0	0.0
2020	2	1	6	6.0	0	6	3.0
2021	12	21	185	8.8	1	30	15.4
2022	6	5	12	2.4	0	7	2.0
TOT	22	27	203	7.5	1	30	9.2

Rush Attempts.....16, vs. LSU, 9/4/2022
 Rush Yards.....127, Duquesne, 8/27/2022
 Rush Touchdowns.....2, Duquesne, 8/27/2022
 Long Rush.....65, Syracuse, 10/2/2021
 Receptions.....5, Syracuse, 10/2/2021
 Receiving Touchdowns.....1, at Wake Forest, 9/18/2021
 Receiving Yards.....56, Miami, 11/13/2021
 Long Reception.....30, Miami, 11/13/2021
 All-Purpose Yards.....127, Duquesne, 8/27/2022



DARION WILLIAMSON 21


WR | 6-3 • 200
 Redshirt Sophomore
 Brownsville, Tenn. | Haywood
 Sport Management

D. WILLIAMSON'S CAREER STATISTICS & GAME HIGHS

RECEIVING

YR.	G	REC	YDS	AVG	TD	LG	AVG/G
2020	3	2	15	7.5	0	8	5.0
2021	12	11	110	10.0	0	17	9.2
2022	4	6	108	18.0	0	52	27.0
TOT	19	19	233	12.3	0	52	12.3

Receptions.....5, Boston College, 9/24/2022
 Receiving Yards.....98, Boston College, 9/24/2022
 Long Reception.....52, Boston College, 9/24/2022



JOHNNY WILSON 14

WR | 6-7 • 235
 Redshirt Sophomore
 Pacoima, Calif. | Arizona State
 Social Science

J. WILSON'S CAREER STATISTICS & GAME HIGHS

RECEIVING

YR.	G	REC	YDS	AVG	TD	LG	AVG/G
2020*	3	6	89	14.3	0	37	29.7
2021*	5	12	154	12.8	1	28	30.8
2022	7	27	492	18.2	3	69	70.3
TOT	15	45	735	16.3	4	69	49.0

*at Arizona State

Receptions.....7, at Louisville, 9/16/2022
 Receiving Yards.....149, at Louisville, 9/16/2022
 Receiving Touchdowns.....2, at Louisville, 9/16/2022
 Long Reception.....69, at Louisville, 9/16/2022



ONTARIA WILSON 80

WR | 6-0 • 175
 Redshirt Senior
 Ashburn, Ga. | Turner County
 Sociology

O. WILSON'S CAREER STATISTICS & GAME HIGHS

RECEIVING

YR.	G	REC	YDS	AVG	TD	LG	AVG/G
2018	11	4	35	8.8	0	12	3.2
2019	8	21	227	10.8	1	40	28.4
2020	9	30	382	12.7	2	69	42.4
2021	11	23	382	16.6	5	65	34.7
2022	6	19	296	15.6	2	72	49.3
TOT	45	97	1,322	13.6	10	72	29.4

RUSHING

YR.	G	RUSH	YDS	AVG	TD	LG	AVG/G
2018	11	0	0	0.0	0	0	0.0
2019	8	2	15	7.5	1	12	1.9
2020	9	4	32	8.0	0	13	3.6
2021	11	1	10	10.0	0	10	0.9
2022	6	0	0	0.0	0	0	0.0
TOT	45	7	57	8.1	1	13	1.3

Receptions.....7 (2x), last vs. LSU, 9/4/2022
 Receiving Yards.....117, at NC State, 11/14/2020
 Receiving Touchdowns.....2 (2x), last vs. LSU, 9/4/2022
 Long Reception.....72, Boston College, 9/24/22
 Rush Attempts.....2, vs. Arizona State (Sun Bowl), 12/31/2019
 Rush Yards.....15, vs. Arizona State (Sun Bowl), 12/31/2019
 Rush Touchdowns.....1, vs. Arizona State (Sun Bowl), 12/31/2019
 Long Rush.....13, Jacksonville State, 10/3/2020
 Long Punt Return.....51, at NC State, 10/8/2022
 All-Purpose Yards.....117, at NC State, 11/14/2020



WINSTON WRIGHT JR. 1

WR | 5-10 • 183
 Redshirt Junior
 Savannah, Ga. | West Virginia
 Interdisciplinary Social Science

W. WRIGHT'S CAREER STATISTICS & GAME HIGHS

RECEIVING

YR.	G	REC	YDS	AVG	TD	LG	AVG/G
2019*	10	19	97	5.1	0	16	9.7
2020*	10	47	553	11.8	2	70	55.3
2021*	13	63	688	10.9	5	40	52.9
TOT	33	129	1,338	10.4	7	70	40.5

RUSHING

YR.	G	RUSH	YDS	AVG	TD	LG	AVG/G
2019*	10	1	2	2.0	0	2	0.2
2020*	10	2	4	2.0	0	8	0.4
2021*	13	2	2	1.0	0	1	0.2
TOT	33	5	8	1.6	0	8	0.2

KICKOFF RETURNS

YR.	G	RET	YDS	AVG	TD	LG
2019*	10	7	193	27.6	1	95
2020*	10	20	425	21.2	0	37
2021*	13	23	618	26.9	1	98
TOT	33	50	1,236	24.7	2	98

Receptions.....9 (2x), last Texas Tech 10/2/2021*
 Receiving Yards.....127, at Oklahoma State 9/26/2020*
 Long Reception.....70, at Oklahoma State 9/26/2020*
 Receiving Touchdowns.....2, at Kansas 11/27/2021*
 Kickoff Returns.....7, at Iowa State 12/5/2020*
 Kickoff Return Yards.....217, at Maryland 9/4/2021*
 Long Kickoff Return.....98, at Maryland 9/4/2021*
 Kickoff Return Touchdowns.....1 (2x), last LIU 9/11/2021*
 All-Purpose Yards.....256, at Maryland 9/4/2021*
 *at West Virginia



2022 FSU FOOTBALL

PLAYER BIOS - DEFENSE



TATUM BETHUNE 15

LB | 6-1 • 230
Redshirt Junior
Miami, Fla. | UCF
Interdisciplinary Social Science

T. BETHUNE'S CAREER STATISTICS & GAME HIGHS

YR.	G	UA	A	TOT	TFL-YDS	PBU	FF	FR	INT	SACKS
2019*	13	15	5	20	0.5-2	1	1	0	0	0.0-0
2020*	10	28	29	57	7.0-37	2	0	0	1-6	2.5-20
2021*	12	60	48	108	5.5-19	1	1	0	2-23	2.0-11
2022	7	29	20	49	6.5-14	2	0	1	0	1.0-1
TOT	41	132	102	234	19.5-72	6	2	1	3-29	5.5-32

Tackles.....18, USF, 11/26/2021*
Tackles for Loss.....2.5 (2x) last at NC State, 10/8/2022
Sacks.....1.0 (4x), last vs. LSU, 9/4/2022
Pass Breakups.....2, at Houston, 10/31/2020*
Interceptions.....1 (3x), last at SMU, 11/13/2021*
Forced Fumbles.....1 (2x), last at Temple, 10/30/2021*

*at UCF



DENNIS BRIGGS JR. 6

DE | 6-4 • 280
Redshirt Junior
Kissimmee, Fla. | Gateway
Sociology

D. BRIGGS' CAREER STATISTICS & GAME HIGHS

YR.	G	UA	A	TOT	TFL-YDS	PBU	FF	FR	INT	SACKS
2018	4	0	2	2	0.0-0	1	0	0	0	0.0-0
2019	13	15	13	28	3.5-9	1	1	1	0	1.0-7
2020	5	3	3	6	0.0-0	0	1	0	0	0.0-0
2021	4	0	6	6	0.5-1	1	0	1	0	0.0-0
2022	7	5	8	13	1.5-2	1	0	0	0	1.5-2
TOT	33	23	32	55	5.5-12	4	2	2	0	2.5-9

Tackles.....6 (2x), last Alabama State, 11/16/2019
Tackles for Loss.....2.0, Alabama State, 11/16/2019
Sacks.....1.0 (2x), last Clemson, 10/15/2022
Fumbles Forced.....1 (2x), last at Louisville, 10/24/2020
Fumbles Recovered.....1 (2x), last at Wake Forest, 9/18/2021
Pass Breakups.....1 (3x), last Jacksonville State, 9/11/2021



SHYHEIM BROWN 38

DB | 6-2 • 205
Redshirt Freshman
Lake City, Fla. | Columbia
Sport Management

S. BROWN'S CAREER STATISTICS & GAME HIGHS

YR.	G	UA	A	TOT	TFL-YDS	PBU	FF	FR	INT	SACKS
2021	3	1	2	3	0.0-0	0	0	0	0	0.0-0
2022	7	9	8	17	2.0-8	0	0	0	0	1.0-7
TOT	10	10	10	20	2.0-8	0	0	0	0	1.0-7

Tackles.....7, Clemson, 10/15/2022
Tackles for Loss.....1.5, Boston College, 9/24/2022
Sacks.....1, Boston College, 9/24/2022
Blocked Kicks.....1, vs. LSU, 9/4/2022



OMARION COOPER 13

DB | 6-0 • 188
Sophomore
Lehigh Acres, Fla. | Lehigh Senior
Sport Management

O. COOPER'S CAREER STATISTICS & GAME HIGHS

YR.	G	UA	A	TOT	TFL-YDS	PBU	FF	FR	INT	SACKS
2021	8	10	6	16	0.0-0	4	0	0	2	0.0-0
2022	6	9	2	11	0.0-0	0	0	0	1	0.0-0
TOT	14	19	8	27	0.0-0	4	0	0	3	0.0-0

Tackles.....5, at Florida, 11/27/2021
Interceptions.....1 (3x), last Boston College, 9/24/2022



ROBERT COOPER 91

DT | 6-2 • 335
Redshirt Senior
Lilburn, Ga. | South Gwinnett
Sociology

R. COOPER'S CAREER STATISTICS & GAME HIGHS

YR.	G	UA	A	TOT	TFL-YDS	PBU	FF	FR	INT	SACKS
2018	11	3	7	10	0.5-1	0	0	0	0	0.0-0
2019	13	18	22	40	5.0-14	1	0	1	0	2.0-4
2020	8	10	5	15	2.0-2	1	0	0	0	0.0-0
2021	12	16	23	39	4.5-9	1	0	0	0	0.5-1
2022	7	3	7	10	0.5-0	0	0	0	0	0.0-0
TOT	51	50	64	114	12.5-26	3	0	1	0	2.5-5

Tackles.....8, Syracuse, 10/26/2019
Tackles for Loss.....2.0, Syracuse, 10/26/2019
Sacks.....1.0 (2x), last vs. Arizona State (Sun Bowl), 12/31/2019
Fumbles Recovered.....1, Boise State, 8/31/2019
Pass Breakups.....1 (3x), last Miami, 11/13/2021



KALEN DeLOACH 4

LB | 6-1 • 211
Redshirt Junior
Savannah, Ga. | Islands
Interdisciplinary Social Science

K. DeLOACH'S CAREER STATISTICS & GAME HIGHS

YR.	G	UA	A	TOT	TFL-YDS	PBU	FF	FR	INT	SACKS
2019	8	2	1	3	0.0-0	0	0	0	0	0.0-0
2020	9	6	1	7	0.0-0	0	0	0	0	0.0-0
2021	12	38	31	69	6.5-17	2	0	0	1	1.0-3
2022	7	22	14	36	4.0-19	5	0	0	0	2.5-17
TOT	36	68	47	115	10.5-36	7	0	0	1	3.5-20

Tackles.....8 (2x), last at Florida, 11/27/2021
Tackles for Loss.....2.0, (2x), last at Louisville, 9/16/2022
Sacks.....1.0 (3x), last Wake Forest, 10/1/2022
Interceptions.....1, at Florida, 11/27/2021



AKEEM DENT 27

DB | 6-1 • 199
Redshirt Junior
Pahokee, Fla. | Palm Beach Central
Sociology

A. DENT'S CAREER STATISTICS & GAME HIGHS

YR.	G	UA	A	TOT	TFL-YDS	PBU	FF	FR	INT	SACKS
2019	13	21	14	35	1.5-3	7	0	0	0	0.0-0
2020	7	8	5	13	0.0-0	1	0	0	0	0.0-0
2021	10	24	20	44	0.5-5	4	0	0	1	0.5-5
2022	7	22	18	40	0.5-0	4	0	0	0	0.0-0
TOT	37	75	57	132	2.5-8	16	0	0	1	0.5-5

Tackles.....10, at Louisville, 9/16/2022
Tackles for Loss.....1.0, Alabama State, 11/16/2019
Sacks.....0.5, Jacksonville State, 9/11/2021
Pass Breakups.....2 (4x), last vs. LSU, 9/4/2022
Interceptions.....1, at Boston College, 11/20/2021



STEPHEN DIX JR. 32

LB | 6-2 • 237
Redshirt Sophomore
Orlando, Fla. | Dr. Phillips
Sport Management

S. DIX'S CAREER STATISTICS & GAME HIGHS

YR.	G	UA	A	TOT	TFL-YDS	PBU	FF	FR	INT	SACKS
2020	9	18	27	45	3.5-6	0	0	0	0	0.0-0
2021	12	5	9	14	0.0-0	1	0	0	0	0.0-0
TOT	21	23	36	59	3.5-6	1	0	0	0	0.0-0

Tackles.....9, North Carolina, 10/17/2020
Tackles for Loss.....1.0 (2x), last at Louisville, 10/24/2020



JOSHUA FARMER 44

DL | 6-3 • 304
Redshirt Freshman
Port St. Joe, Fla. | Gadsden County
Sport Management

J. FARMER'S CAREER STATISTICS & GAME HIGHS

YR.	G	UA	A	TOT	TFL-YDS	PBU	FF	FR	INT	SACKS
2021	4	0	1	1	0.0-0	0	0	0	0	0.0-0
2022	7	5	4	9	3.0-12	0	0	0	0	1.0-6
TOT	11	5	5	10	3.0-12	0	0	0	0	1.0-6

Tackles.....3, Duquesne, 8/27/2022
Tackles for Loss.....1.0 (3x), last at NC State, 10/8/2022
Sacks.....1, Wake Forest, 10/1/2022



MALIK FEASTER 16

DB | 6-0 • 190
Redshirt Senior
Toccoa, Ga. | Jacksonville State
Integrated Studies

M. FEASTER'S CAREER STATISTICS & GAME HIGHS

YR.	G	UA	A	TOT	TFL-YDS	PBU	FF	FR	INT	SACKS
2018*	13	21	7	28	2.5-6	9	0	1	1	0.0-0
2019*	12	30	10	40	1.0-4	8	0	0	0	0.0-0
2020*	5	3	5	8	0.5-1	1	0	0	0	0.0-0
2021*	11	28	14	42	0.0-0	6	1	1	2	0.0-0
2022	4	0	1	1	0.0-0	0	0	0	0	0.0-0
TOT	45	82	37	119	4.0-11	24	1	2	3	0.0-0

Tackles.....11, Stephen F. Austin, 10/9/2021*
Tackles for Loss.....1.5, Kennesaw State, 11/17/2018*
Pass Breakups.....2, Stephen F. Austin, 10/9/2021*
Interceptions.....1 (3x), last Abilene Christian, 11/6/2021*
Fumbles Forced.....1, Stephen F. Austin, 10/9/2021*
Fumble Return Touchdowns.....1, Stephen F. Austin, 10/9/2021*

*at Jacksonville State




AMARI GAINER 33

LB | 6-3 • 225
Redshirt Junior
Tallahassee, Fla. | Chiles
Sociology

A. GAINER'S CAREER STATISTICS & GAME HIGHS

YR.	G	UA	A	TOT	TFL-YDS	PBU	FF	FR	INT	SACKS
2018	4	0	0	0	0.0-0	0	0	0	0	0.0-0
2019	13	31	38	69	7.0-35	0	2	1	0	3.5-27
2020	9	36	29	65	5.0-14	0	1	1	0	0.5-2
2021	12	24	35	59	5.5-17	2	1	1	0	1.0-3
2022	2	1	3	4	0.0-0	0	0	0	0	0.0-0
TOT	40	92	105	197	17.5-66	2	4	3	0	5.0-32

Tackles.....12 (2x), last at NC State, 11/14/2020
Tackles for Loss.....2.5 (3x), last at Wake Forest, 9/18/2021
Sacks.....2.0, NC State, 9/28/2019
Fumbles Forced.....1 (4x), last UMass, 10/23/2021
Fumbles Recovered.....1 (3x), last at Clemson, 10/30/2021



BRENDAN GANT 28

LB | 6-2 • 200
Redshirt Junior
Lakeland, Fla. | Kathleen
Social Science

B. GANT'S CAREER STATISTICS & GAME HIGHS

YR.	G	UA	A	TOT	TFL-YDS	PBU	FF	FR	INT	SACKS
2019	13	20	15	35	1.5-5	0	0	0	0	0.0-0
2020	9	22	9	31	1.0-2	0	1	0	1	0.0-0
2021	9	7	6	13	0.5-1	1	0	0	0	0.0-0
2022	7	10	4	14	1.5-4	1	0	1	0	1.0-3
TOT	38	59	34	93	4.5-12	2	1	1	1	1.0-3



2022 FSU FOOTBALL

PLAYER BIOS - DEFENSE

Tackles	7 (2x), last at Miami, 9/26/2020
Tackles for Loss	1.5, Boston College, 9/24/2022
Sacks	1.0, Boston College, 9/24/2022
Interceptions	1, Duke, 12/12/2020
Fumbles Forced	1, Duke, 12/12/2020
Fumbles Recovered	1, vs. LSU, 9/4/2022



OMAR GRAHAM, JR 36

LB | 6-1 • 226
Freshman
Fort Lauderdale, Fla. | Stranahan
Social Science

O. GRAHAM JR.'S CAREER STATISTICS & GAME HIGHS

YR.	G	UA	A	TOT	TFL-YDS	PBU	FF	FR	INT	SACKS
2022	2	2	4	6	0.0-0	0	0	0	0	0.0-0
TOT	2	2	4	6	0.0-0	0	0	0	0	0.0-0

Tackles	4, Duquesne, 8/27/2022
---------	------------------------



RENARDO GREEN 8

DB | 6-0 • 185
Redshirt Junior
Orlando, Fla. | Wekiva
Social Science

R. GREEN'S CAREER STATISTICS & GAME HIGHS

YR.	G	UA	A	TOT	TFL-YDS	PBU	FF	FR	INT	SACKS
2019	13	5	1	6	1.0-2	2	0	0	0	0.0-0
2020	5	18	9	27	0.5-2	1	1	0	0	0.0-0
2021	9	4	10	14	0.0-0	1	0	0	0	0.0-0
2022	7	28	11	39	1.0-1	1	0	0	0	0.0-0
TOT	34	55	31	86	2.5-5	5	1	0	0	0.0-0

Tackles	9 (3x), last Wake Forest, 10/1/2022
Tackles for Loss	1.0 (2x), last Duquesne, 8/27/2022
Fumbles Forced	1, at Miami, 9/26/2020
Pass Breakups	1 (4x), last Jacksonville State, 9/11/2021



JARRETT JACKSON 12

DT | 6-6 • 300
Redshirt Junior
Riviera Beach, Fla. | Louisville
Sociology

J. JACKSON'S CAREER STATISTICS & GAME HIGHS

YR.	G	UA	A	TOT	TFL-YDS	PBU	FF	FR	QBH	SACKS
2018*	10	9	7	16	3.0-20	1	1	0	0	2.0-19
2019*	1	0	0	0	0.0-0	0	0	0	0	0.0-0
2020	1	1	0	1	0.0-0	0	0	0	0	0.0-0
2021	10	6	10	16	1.5-3	1	0	0	1	0.5-1
2022	6	2	9	11	0.0-0	0	0	0	0	0.0-0
TOT	28	18	26	44	4.5-23	2	1	0	1	2.5-20

Tackles	5, vs. Alabama, 9/1/2018*
Tackles for Loss	1.0 (4x), last vs. LSU, 9/4/2022
Sacks	1.0, (2x) last Western Kentucky, 9/15/2018*
Fumbles Forced	1, Indiana State, 9/8/2018*
Pass Breakups	1 (2x), last Miami, 11/13/2021

*at Louisville



TRAVIS JAY 18

DB | 6-2 • 198
Redshirt Sophomore
Greenville, Fla. | Madison County
Social Science

T. JAY'S CAREER STATISTICS & GAME HIGHS

YR.	G	UA	A	TOT	TFL-YDS	PBU	FF	FR	INT	SACKS
2020	6	17	9	26	0.0-0	0	1	0	1	0.0-0
2021	10	11	6	17	0.0-0	4	0	0	2	0.0-0
TOT	16	28	15	43	0.0-0	4	1	0	3	0.0-0


KICKOFF RETURNS

YR.	G	RET	YDS	AVG	TD	LG	AVG/G
2020	6	10	229	22.9	0	31	38.2
2021	10	4	104	26.0	0	41	10.4
TOT	16	13	333	25.6	0	41	20.8

PUNT RETURNS

YR.	G	RET	YDS	AVG	TD	LG	AVG/G
2020	6	2	20	10.0	0	16	3.3
2021	10	1	0	0.0	0	0	0.0
TOT	16	3	20	6.6	0	16	1.2

Tackles	7 (2x), last North Carolina, 10/17/2020
Interceptions	1 (3x), last Syracuse, 10/2/2021
Fumbles Forced	1, at Miami, 9/26/2020
Long Punt Return	16, Georgia Tech, 9/12/2020
Long Kick Return	41, at North Carolina, 10/9/2021
All-Purpose Yards	112, at NC State, 11/14/2020
Pass Breakups	1 (4x), last at North Carolina, 10/9/2021



JARRIAN JONES 7

DB | 6-0 • 189
Redshirt Junior
Magee, Miss. | Mississippi State
Social Science

J. JONES' CAREER STATISTICS & GAME HIGHS

YR.	G	UA	A	TOT	TFL-YDS	PBU	FF	FR	INT	SACKS
2019*	11	7	5	12	0.0-0	2	0	1	0	0.0-0
2020	8	11	7	18	0.0-0	1	0	0	0	0.0-0
2021	12	18	4	22	0.5-1	2	0	0	1	0.0-0
2022	7	7	2	9	0.0-0	2	0	0	0	0.0-0
TOT	38	43	18	61	0.5-1	7	0	1	1	0.0-0

Tackles	6, (2x), last at Wake Forest, 9/18/2021
Tackles for Loss	0.5, NC State, 11/5/2021
Interceptions	1, at North Carolina, 10/9/2021
Fumbles Recovered	1, Kansas State, 9/14/2019*
Pass Breakups	1 (6x), last at Louisville, 9/16/2022

*at Mississippi State



KEVIN KNOWLES II 3

DB | 5-11 • 185
Sophomore
Hollywood, Fla. | McArthur
Social Science

K. KNOWLES' CAREER STATISTICS & GAME HIGHS

YR.	G	UA	A	TOT	TFL-YDS	PBU	FF	FR	INT	SACKS
2021	12	15	11	26	1.5-1	2	0	0	0	0.0-0
2022	7	11	6	17	0.0-0	2	0	0	1	0.0-0
TOT	19	26	17	43	1.5-1	4	0	0	1	0.0-0

Tackles	7, at Boston College, 11/20/2021
Tackles for Loss	1.0, UMass, 10/23/2021
Pass Breakups	1 (4x), last at NC State, 10/8/2022
Interceptions	1, at Louisville, 9/16/2022



FABIEN LOVETT 0

DT | 6-4 • 318
Redshirt Junior
Vicksburg, Miss. | Mississippi State
Interdisciplinary Social Science

F. LOVETT'S CAREER STATISTICS & GAME HIGHS

YR.	G	UA	A	TOT	TFL-YDS	PBU	FF	FR	INT	SACKS
2018*	2	0	0	0	0.0-0	0	0	0	0	0.0-0
2019*	13	6	13	19	2.5-6	0	0	0	0	1.0-5
2020	8	6	8	14	1.5-3	0	0	0	0	1.0-2
2021	11	10	18	28	4.5-16	0	0	0	0	2.0-12
2022	2	1	1	2	0.0-0	0	0	0	0	0.0-0
TOT	36	23	40	63	8.5-25	0	0	0	0	4.0-19

*at Mississippi State

Tackles	5, (2x) last at North Carolina, 10/9/2021
Tackles for Loss	1.0 (6x), last at Boston College, 11/20/2021
Sacks	1.0, (3x) last at Boston College, 11/20/2021



DJ LUNDY 46

LB | 6-1 • 232
Redshirt Sophomore
Ocilla, Ga. | Irwin County
Interdisciplinary Social Science

D. LUNDY'S CAREER STATISTICS & GAME HIGHS

YR.	G	UA	A	TOT	TFL-YDS	PBU	FF	FR	INT	SACKS
2020	7	8	4	12	0.5-3	0	0	0	0	0.5-3
2021	12	32	36	68	5.0-12	2	0	1	0	1.0-5
2022	7	12	12	24	3.0-5	0	1	0	0	0.0-0
TOT	26	52	53	105	8.5-20	2	1	1	0	1.5-8

RUSHING

YR.	G	RUSH	YDS	AVG	TD	LG
2020	7	0	0	0.0	0	0
2021	12	0	0	0.0	0	0
2022	7	2	2	1.0	2	1
TOT	26	2	2	1.0	2	1

Tackles	11, at Clemson, 10/30/2021
Tackles for Loss	1.0 (7x), last Wake Forest, 10/1/2022
Sacks	1.0, UMass, 10/23/2021
Forced Fumbles	1, at Louisville, 9/16/2022
Rushing Touchdowns	1 (2x), last Clemson, 10/15/2022



DANIEL LYONS 95

DL | 6-4 • 282
Freshman
Miami, Fla. | Homestead Senior
Sport Management

D. LYONS' CAREER STATISTICS & GAME HIGHS

YR.	G	UA	A	TOT	TFL-YDS	PBU	FF	FR	QBH	SACKS
2022	3	1	3	4	0.0-0	0	0	0	0	0.0-0
TOT	3	1	3	4	0.0-0	0	0	0	0	0.0-0

Tackles	2, Duquesne, 8/27/2022
---------	------------------------



SAM McCALL 11

DB | 6-1 • 187
Freshman
Lakeland, Fla. | Lake Gibson
Social Science

S. McCALL'S CAREER STATISTICS & GAME HIGHS

YR.	G	UA	A	TOT	TFL-YDS	PBU	FF	FR	INT	SACKS
2022	5	0	1	0	0.0-0	0	0	0	0	0.0-0
TOT	5	0	1	0	0.0-0	0	0	0	0	0.0-0

KICKOFF RETURNS

YR.	G	RET	YDS	AVG	TD	LG	AVG/G
2022	5	6	106	17.7	0	24	21.2
TOT	5	6	106	17.7	0	24	21.2

Longest Kick Return	24, vs. LSU, 9/4/2022
---------------------	-----------------------



JARQUES McCLELLION 1

DB | 6-0 • 180
Redshirt Senior
Delray Beach, Fla. | Arkansas
Sociology

J. McCLELLION'S CAREER STATISTICS & GAME HIGHS

YR.	G	UA	A	TOT	TFL-YDS	PBU	FF	FR	INT	SACKS
2018*	12	21	4	25	0.0-0	7	0	0	0	0.0-0
2019*	12	21	13	34	0.0-0	4	0	0	1	0.0-0
2021	11	18	11	29	0.0-0	1	0	0	0	0.0-0
2022	7	1	2	3	0.0-0	0	0	0	0	0.0-0
TOT	42	61	30	91	0.0-0	12	0	0	1	0.0-0

Tackles	8, at Boston College, 11/20/2021
Interceptions	1, Portland State, 8/31/2019*
Pass Breakups	2 (3x), last vs. Texas A&M, 9/28/2019*

*at Arkansas



2022 FSU FOOTBALL

PLAYER BIOS - DEFENSE



DERRICK McLENDON II 9

DE | 6-4 • 245
Redshirt Sophomore
Decatur, Ga. | Tucker
Interdisciplinary Social Science

D. McLENDON'S CAREER STATISTICS & GAME HIGHS

YR.	G	UA	A	TOT	TFL-YDS	PBU	FF	FR	INT	SACKS
2019	4	0	1	1	0.5-0	0	0	0	0	0.0-0
2020	9	5	2	7	2.5-7	0	0	0	0	0.0-0
2021	12	7	9	16	4.5-14	0	1	1	0	3.5-11
2022	7	11	13	24	3.5-17	0	0	1	0	3.0-16
TOT	32	23	25	48	11.0-38	0	1	2	0	6.5-27

Tackles.....8, Clemson, 10/15/2022
Tackles for Loss.....1.5 (2x), last at Wake Forest, 9/18/2021
Sacks.....1.5, at Wake Forest, 9/18/2021
Fumbles Forced.....1, Jacksonville State, 9/11/2021
Fumbles Recovered.....1 (2x), last at Louisville, 9/16/2022




PATRICK PAYTON 56

DL | 6-5 • 248
Redshirt Freshman
Miami, Fla. | Miami Northwestern
Sport Management

P. PAYTON'S CAREER STATISTICS & GAME HIGHS

YR.	G	UA	A	TOT	TFL-YDS	PBU	FF	FR	INT	SACKS
2021	1	0	0	0	0.0-0	0	0	0	0	0.0-0
2022	7	14	7	21	2.0-18	1	0	0	0	2.0-18
TOT	8	14	7	21	2.0-18	1	0	0	0	2.0-18

Tackles.....6, at NC State, 10/8/2022
Tackles for Loss.....1.0 (2x), Wake Forest, 10/1/2022
Sacks.....1.0 (2x), Wake Forest, 10/1/2022



MALCOLM RAY 99

DT | 6-2 • 285
Redshirt Sophomore
Miami Gardens, Fla. | Miami Carol City
Interdisciplinary Social Science

M. RAY'S CAREER STATISTICS & GAME HIGHS

YR.	G	UA	A	TOT	TFL-YDS	PBU	FF	FR	INT	SACKS
2020	6	2	0	2	0.0-0	0	0	0	0	0.0-0
2021	10	12	12	24	5.5-22	0	0	0	0	1.5-13
2022	7	5	5	10	2.0-12	0	0	0	0	2.0-12
TOT	23	19	17	36	7.5-34	0	0	0	0	3.5-25

Tackles.....4 (2x), last at Louisville, 9/16/2022
Tackles for Loss.....2.0, at Boston College, 11/20/2021
Sacks.....1.0 (3x), last Clemson, 10/15/2022



JAMMIE ROBINSON 10

DB | 5-11 • 203
Redshirt Junior
Cordele, Ga. | South Carolina
Social Science

J. ROBINSON'S CAREER STATISTICS & GAME HIGHS

YR.	G	UA	A	TOT	TFL-YDS	PBU	FF	FR	INT	SACKS
2019*	12	46	16	62	1.5-7	4	1	0	1	0.0-0
2020*	10	47	27	74	2.0-3	4	0	0	1	0.0-0
2021	12	42	43	85	7.0-12	3	2	0	4	0.0-0
2022	7	21	30	51	0.0-0	3	0	0	1	0.0-0
TOT	41	156	115	271	10.5-22	14	3	0	7	0.0-0

*at South Carolina

Tackles.....18, at Florida, 11/27/2021
Tackles for Loss.....1.5, (2x) last at Florida, 11/27/2021
Interceptions.....1 (7x), last at NC State, 10/8/2022
Fumbles Forced.....1 (3x), last at Clemson, 10/30/2021
Pass Breakups.....2 (3x), last Duquesne, 8/27/2022



AZAREYE'H THOMAS 20

DB | 6-2 • 188
Freshman
Niceville, Fla. | Niceville
Media/Communication Studies

A. THOMAS' CAREER STATISTICS & GAME HIGHS

YR.	G	UA	A	TOT	TFL-YDS	PBU	FF	FR	QBH	SACKS
2022	5	4	2	6	2.0-2	0	0	0	0	0.0-0
TOT	5	4	2	6	2.0-2	0	0	0	0	0.0-0

Tackles.....2 (2x), last at NC State, 10/8/2022
Tackles for Loss.....2.0, Boston College, 9/24/2022



BYRON TURNER, JR 54

DL | 6-4 • 237
Redshirt Freshman
Port Sulpher, La. | St. Augustine
Sport Management

B. TURNER JR.'S CAREER STATISTICS & GAME HIGHS

YR.	G	UA	A	TOT	TFL-YDS	PBU	FF	FR	QBH	SACKS
2022	4	0	1	1	0.0-0	0	0	0	0	0.0-0
TOT	4	0	1	1	0.0-0	0	0	0	0	0.0-0

Tackles.....1, Duquesne, 8/27/2022



GREEDY VANCE JR. 21

DB | 5-11 • 170
Redshirt Sophomore
Kenner, La. | Louisville
Social Science

G. VANCE'S CAREER STATISTICS & GAME HIGHS

YR.	G	UA	A	TOT	TFL-YDS	PBU	FF	FR	INT	SACKS
2020*	5	1	0	1	0.0-0	0	0	0	0	0.0-0
2021*	12	33	3	36	1.0-2	7	0	1	0	0.0-0
2022	7	8	3	11	0.0-0	0	0	0	1	0.0-0
TOT	24	42	6	48	1.0-2	7	0	1	1	0.0-0

Tackles.....8, at Duke, 11/18/2021*
Tackles for Loss.....1.0, Kentucky, 11/27/2021*
Fumbles Recovered.....1, Syracuse, 11/13/2021*
Pass Breakups.....2 (2x), last at NC State 10/30/2021*
Interceptions.....1, Boston College, 9/24/2022
*at Louisville



JARED VERSE 5

DE | 6-4 • 248
Redshirt Sophomore
Dayton, Ohio | Albany
Interdisciplinary Social Science

J. VERSE'S CAREER STATISTICS & GAME HIGHS

YR.	G	UA	A	TOT	TFL-YDS	PBU	FF	FR	QBH	SACKS
2020**	4	15	7	22	10.0-36	0	1	0	2	4.0-16
2021*	11	31	21	52	11.5-74	1	1	0	13	9.5-70
2022	6	11	12	23	8.5-42	0	0	0	1	4.0-32
TOT	21	58	40	98	29-152	1	2	0	16	18.5-118

Tackles.....10, Stony Brook 3/27/2021**
Tackles for Loss.....4.0, Rhode Island 3/20/2021**
Sacks.....2.0 (5x), last vs. LSU, 9/4/2022
Fumbles Forced.....1 (2x), last at North Dakota State 9/4/2021*
Pass Breakups.....1, New Hampshire 11/6/2021*
Blocked Kicks.....1 (2x), last vs. LSU, 9/4/2022
*at Albany; **2020 season played in Spring 2021



LEONARD WARNER III 35

DE | 6-4 • 247
Redshirt Senior
Snellville, Ga. | Brookwood
Sociology

L. WARNER'S CAREER STATISTICS & GAME HIGHS

YR.	G	UA	A	TOT	TFL-YDS	PBU	FF	FR	INT	SACKS
2017	13	2	3	5	0.0-0	0	0	0	0	0.0-0
2018	12	20	18	38	1.5-5	1	0	0	0	0.0-0
2019	12	25	32	57	3.5-6	0	0	0	0	2.0-4
2020	8	6	6	12	1.0-5	0	0	0	0	0.0-0
2022	7	4	4	8	0.5-0	0	0	0	0	0.0-0
TOT	52	57	63	123	6.5-16	1	0	0	0	2.0-4

Tackles.....9, Florida, 11/24/2018
Tackles for Loss.....1.0 (5x), last Georgia Tech, 9/12/2020
Sacks.....1.0 (2x), last vs. Arizona State (Sun Bowl), 12/31/2019
Pass Breakups.....1, at Miami, 10/6/2019



SIDNEY WILLIAMS 23

DB | 6-1 • 190
Redshirt Sophomore
New Orleans, La. | Vigor (Ala.)
Social Science

S. WILLIAMS' CAREER STATISTICS & GAME HIGHS

YR.	G	UA	A	TOT	TFL-YDS	PBU	FF	FR	INT	SACKS
2020	8	13	9	22	0.0-0	1	0	0	0	0.0-0
2021	6	17	15	32	0.0-0	3	0	1	1	0.0-0
2022	5	2	2	4	0.0-0	0	0	0	0	0.0-0
TOT	19	32	26	58	0.0-0	4	0	1	1	0.0-0

Tackles.....10, at North Carolina, 10/9/2021
Interceptions.....1, at Wake Forest, 9/18/2021
Pass Breakups.....1 (4x), last at North Carolina, 10/9/2021
Fumbles Recovered.....1, Jacksonville State, 9/11/2021



2022 FSU FOOTBALL

PLAYER BIOS - SPECIAL TEAMS




MAC CHIUMENTO 43

K | 6-4 • 213
Freshman
Daytona Beach, Fla. | Seabreeze
Risk Management/Insurance

M. CHIUMENTO'S CAREER STATISTICS & GAME HIGHS

KICKOFF

YR.	G	KO	YDS	AVG	TB	OB
2022	2	1	65	65.0	1	0
TOT	2	1	65	65.0	1	0



RYAN FITZGERALD 88

K | 6-1 • 198
Redshirt Sophomore
Coolidge, Ga. | Colquitt County
Risk Management/Insurance

R. FITZGERALD'S CAREER STATISTICS & GAME HIGHS

YR.	G	FGM	FGA	FG%	LONG	PAT	XP%
2020	5	4	7	57.1	42	12-13	92.3
2021	12	10	13	77.0	53	37-40	92.5
2022	7	5	10	50.0	47	25-26	96.1
TOT	24	19	30	63.3	53	74-79	93.6

KICKOFF

YR.	G	KO	YDS	AVG	TB	OB
2020	5	0	0	-	0	0
2021	12	0	0	-	0	0
2022	7	38	2,432	64.0	24	2
TOT	24	38	2,432	64.0	24	2

Points Scored.....11 (3x), last Duquesne, 8/27/2022
PATs.....8, UMass, 10/23/2021
Field Goals Made.....3, Miami, 11/13/2021
Field Goals Attempted.....4, Miami, 11/13/2021
Longest Field Goal.....53, Jacksonville State, 9/11/2021



ALEX MASTROMANNO 29

P | 6-1 • 220
Redshirt Sophomore
Melbourne, Australia | Brighton Grammar
Hospitality & Tourism Management

A. MASTROMANNO'S CAREER STATISTICS & GAME HIGHS

YR.	G	PUNTS	YDS	AVG	LONG	I20	50+
2020	8	35	1,523	43.5	54	7	4
2021	12	61	2,606	42.7	65	18	8
2022	7	21	881	42.0	53	6	4
TOT	27	117	5,010	42.8	65	31	16

Punt Attempts.....9, NC State, 11/6/2021
Punt Yards.....404, NC State, 11/6/2021
Longest Punt.....65, Jacksonville State, 9/11/2021
Inside 20.....4, at Boston College, 11/20/2021



2022 FSU FOOTBALL

THE LAST TIME IT HAPPENED

RUSHING

400+ RUSHING YARDS

FSU: 406 vs. Duquesne	2022
Opp: 401, Georgia Tech	2009

300+ RUSHING YARDS

FSU: 406 vs. Duquesne	2022
Opp: 353, Notre Dame	2020

200+ RUSHING YARDS

FSU: 206 vs. Clemson	2022
Opp: 252, Louisville	2022

100 OR FEWER RUSHING YARDS

FSU: 38 vs. NC State	2021
Opp: 95, Boston College	2022

50 OR FEWER RUSHING YARDS

FSU: 38 vs. NC State	2021
Opp: 43, Miami	2021

NEGATIVE RUSHING YARDS

FSU: -21 vs. Clemson	2018
Opp: -27, Colorado	2007

70+ RUSH ATTEMPTS

FSU: 72 vs. Western Carolina	1985
Opp: 71, LSU	1982

60+ RUSH ATTEMPTS

FSU: 63 at USF	2016
Opp: 64, Boston College	2019

50+ RUSH ATTEMPTS

FSU: 54 vs. Duquesne	2022
Opp: 51, Wake Forest	2022

7+ RUSH TOUCHDOWNS

FSU: 7 vs. Murray State	2012
Opp: 7, Louisville	2016

6+ RUSH TOUCHDOWNS

FSU: 6 vs. Duquesne	2022
Opp: 7, Louisville	2016

5+ RUSH TOUCHDOWNS

FSU: 6 vs. Duquesne	2022
Opp: 7, Louisville	2016

4+ RUSH TOUCHDOWNS

FSU: 4 vs. Boston College	2022
Opp: 4, Pitt	2020

30+ CARRIES

FSU: 30, Cam Akers at Wake Forest	2019
Opp: 40, AJ Dillon, Boston College	2019

200+ RUSHING YARDS

FSU: 225, Dalvin Cook at Syracuse	2016
Opp: 202, Dexter Williams, Notre Dame	2018

QB RUSHED FOR 100+ YARDS

FSU: 108, Jordan Travis at NC State	2022
Opp: 127, Malik Cunningham, Louisville	2022

4+ RUSHING TOUCHDOWNS

FSU: 4, Cam Akers vs. Syracuse	2019
Opp: 4, Lamar Jackson, Louisville	2016

3+ RUSHING TOUCHDOWNS

FSU: 3, Jashaun Corbin vs. Duke	2020
Opp: 3, Garrett Shrader, Syracuse	2021

2+ PLAYERS WITH 100+ RUSH YARDS

FSU: Treshaun Ward (127), Trey Benson (105), Lawrance Toafili (101) vs. Duquesne	2022
Opp: Garrett Shrader (137), Sean Tucker (102), Syracuse	2021

5+ PLAYERS SCORED RUSHING TOUCHDOWN

FSU: Treshaun Ward (2), Trey Benson, Lawrance Toafili, Rodney Hill, Jordan Travis vs. Duquesne	2022
Opp: Bo Jackson (2), Brent Fullwood, Demetrius Threatt, Reggie Ware, Freddy Weygand, Auburn	1985

PASSING

500+ PASSING YARDS

FSU: 521 vs. Clemson	2000
Opp: 532, Arizona State	1984

400+ PASSING YARDS

FSU: 421 at NC State	2018
Opp: 407, Boise State	2019

300+ PASSING YARDS

FSU: 350 vs. Boston College	2022
Opp: 316, Miami	2021

75 OR FEWER PASSING YARDS

FSU: 65 at Florida	2011
Opp: 71, Duquesne	2022

50+ PASS ATTEMPTS

FSU: 52 vs. Ole Miss	2016
Opp: 52, NC State	2019

30+ COMPLETIONS

FSU: 30 vs. ULM	2019
Opp: 33, Miami	2020

10 OR FEWER COMPLETIONS

FSU: 8 vs. North Carolina	2020
Opp: 7, Duquesne	2022

6+ PASS TOUCHDOWNS

FSU: 6 vs. Charleston Southern	2011
Opp: Never	

5+ PASS TOUCHDOWNS

FSU: 5 vs. Boston College	2016
Opp: 5, Clemson	2018

4+ PASS TOUCHDOWNS

FSU: 4 at Louisville	2022
Opp: 4, Miami	2021

6+ PASSES HAD INTERCEPTED

FSU: 6 at NC State	1998
Opp: 6, Wake Forest	2013

5+ PASSES HAD INTERCEPTED

FSU: 5 vs. Wake Forest	2008
Opp: 6, Wake Forest	2013

COMPLETED PASSES TO 10+ PLAYERS

FSU: 10 at Boston College	2021
Opp: 10, Boston College	2022

400+ PASSING YARDS

FSU: 421, James Blackman at NC State	2018
Opp: 407, Hank Bachmeier, Boise State	2019

300+ PASSING YARDS

FSU: 321, Jordan Travis vs. Boston College	2022
Opp: 316, Tyler Van Dyke, Miami	2021

30+ COMPLETIONS

FSU: 30, James Blackman vs. ULM	2019
Opp: 30, Kyle Trask, Florida	2019

4+ TOUCHDOWN PASSES

FSU: 4, James Blackman at NC State	2018
Opp: 4, Tyler Van Dyke, Miami	2021

4+ INTERCEPTIONS THROWN

FSU: 4, James Blackman vs. Arizona State (Sun)	2019
Opp: 4, Devlin Hodges, Samford	2018

RECEIVING

10+ RECEPTIONS

FSU: 10, D.J. Matthews at NC State	2018
Opp: 11, Thayer Thomas, NC State	2020

200+ RECEIVING YARDS

FSU: 238, Travis Rudolph vs. Wake Forest	2016
Opp: 215, Kelvin McKnight, Samford	2020

3+ RECEIVING TOUCHDOWNS

FSU: 3, Auden Tate vs. Southern Miss (Indep.)	2017
Opp: 3, James Quick, Louisville	2015

2+ PLAYERS WITH 100+ RECEIVING YARDS

FSU: Tamorrion Terry (142), D.J. Matthews (133) at NC State	2018
Opp: Kelvin McKnight (215), Andrew Harris (122), Samford	2018

TOTAL OFFENSE

700+ TOTAL OFFENSE

FSU: 771 vs. Clemson	2000
Opp: Never	

600+ TOTAL OFFENSE

FSU: 638 vs. Duquesne	2022
Opp: 621, Boise State	2019

500+ TOTAL OFFENSE

FSU: 530 vs. Boston College	2022
Opp: 569, Louisville	2020

RAN 85+ PLAYS

FSU: 89 at Wake Forest	2019
Opp: 85, Wake Forest	2022

500+ YARDS OF TOTAL OFFENSE

FSU: 509, Chris Weinke vs. Clemson	2000
Opp: 532, Jeff Van Raaphorst, Arizona State	1984

400+ YARDS OF TOTAL OFFENSE

FSU: 400, James Blackman at NC State	2018
Opp: 475, Devlin Hodges, Samford	2018

SCORING

60+ POINTS

FSU: 77 vs. Delaware State	2017
Opp: 63, Louisville	2016

50+ POINTS

FSU: 59 vs. UMass	2021
Opp: 52, Miami	2020

0 POINTS

FSU: vs. Wake Forest	2006
Opp: Boston College	2015

WON BY 45+ POINTS

FSU: 56 vs. UMass (59-3)	2021
Opp: 49, Clemson (59-10)	2018



2022 FSU FOOTBALL

THE LAST TIME IT HAPPENED

SCORED ON FIRST DRIVE OF GAME

FSU: TD vs. Clemson	2022
Opp: FG, LSU	2022

SCORED ON FIRST OFFENSIVE PLAY OF GAME

FSU: TD vs. North Carolina	2020
Opp: TD, Samford	2018

RECORDED A SAFETY

FSU: at Boston College	2021
Opp: Charleston Southern	2016

TURNOVERS

LOST 6+ TURNOVERS

FSU: 6 at Wake Forest (3 INT, 3 FUM)	2021
Opp: 7, Wake Forest (6 INT, 1 FUM)	2013

LOST 5+ TURNOVERS

FSU: 6 at Wake Forest (3 INT, 3 FUM)	2021
Opp: 5, Samford (4 INT, 1 FUM)	2018

LOST 4+ FUMBLES

FSU: 4 vs. Oregon (2015 Rose Bowl)	2014
Opp: 4, USC	1998

THREW 4+ INTERCEPTIONS

FSU: 4 vs. Arizona State (Sun Bowl)	2019
Opp: 4, Samford	2018

LOST GAME W/O A TURNOVER

FSU: at Florida	2019
Opp: Duquesne	2022

2+ TURNOVERS RETURNED FOR TD

FSU: at Florida (1 INT, 1 FUM)	2017
Opp: Wake Forest (1 INT, 1 FUM)	2004

TAKEAWAY ON FIRST DRIVE OF GAME

FSU: INT vs. Boston College	2022
Opp: FUM, Wake Forest	2021

2+ INTERCEPTIONS

FSU: 2, Asante Samuel Jr vs. Georgia Tech	2020
Opp: 2, Kyle Hamilton, Notre Dame	2021

2+ FUMBLES FORCED

FSU: 2, Hamsah Nasirildeen vs. Boise State	2019
Opp: 2, Gerrill Johnson, UMass	2021

2+ FUMBLES RECOVERED

FSU: 2, DeMarcus Walker vs. Florida	2016
Opp: 2, Will Harris, Boston College	2017

INTERCEPTION FOR TOUCHDOWN

FSU: 70 yards, Jarvis Brownlee Jr. vs. UMass	2021
Opp: 50 yards, Brandon Hill, Pitt	2020

FUMBLE RETURN FOR TOUCHDOWN

FSU: 6 yards, Jermaine Johnson II at Clemson	2021
Opp: 3 yards, Barrett Carter, Clemson	2021

DEFENSE

RECORDED 7+ SACKS

FSU: 7 vs. Syracuse	2019
Opp: 7, Pitt	2020

RECORDED 10+ TACKLES FOR LOSS

FSU: 11 at Boston College	2021
Opp: 10, Louisville	2022

BROKE UP 10+ PASSES

FSU: 12 vs. Miami	2017
Opp: 12, Louisville	2020

4.0+ SACKS

FSU: 4.0, Joshua Kaindoh vs. Delaware State	2017
Opp: 4.0, Brenton Cox Jr, Florida	2021

4.0+ TACKLES FOR LOSS

FSU: 5.0, Jermaine Johnson II vs. Miami	2021
Opp: 4.0, Brenton Cox Jr, Florida	2021

15+ TACKLES

FSU: 18, Jammie Robinson at Florida	2021
Opp: 15, Alonzo Saxton, Duke	2017

SPECIAL TEAMS

RETURNED BLOCKED PUNT FOR TD

FSU: vs. UCLA (Emerald Bowl)	2006
Opp: Virginia Tech	2018

BLOCKED PUNT FOR SAFETY

FSU: vs. Colorado	2008
Opp: Clemson	2004

PUNTED 10+ TIMES

FSU: 12 vs. Clemson	2018
Opp: 10, Syracuse	2016

DID NOT PUNT

FSU: vs. Samford	2010
Opp: Georgia Tech	2010

RECOVERED AN ONSIDE KICK

FSU: vs. NC State	2021
Opp: NC State	2013

MADE 4+ FIELD GOALS

FSU: 4 at Wake Forest	2017
Opp: 4, NC State	2022

4+ FIELD GOALS MADE

FSU: 4, Ricky Aguayo at Wake Forest	2017
Opp: 4, Christopher Dunn, NC State	2022

MADE FIELD GOAL OF 60+ YARDS

FSU: 60 yards, Gary Cismesia at Florida	2007
Opp: 61 yards, Wayne Latimer, Virginia Tech	1975

PUNT OF 70+ YARDS

FSU: 76, Sean Liss at Miami	1996
Opp: 73, Mark Vassett, Louisville	2001

KICKOFF RETURN TOUCHDOWN

FSU: 93 yards, Trey Benson vs. Boston College	2022
Opp: 86 yards, Justin Miller, Clemson	2004

PUNT RETURN TOUCHDOWN

FSU: 74 yards, D.J. Matthews at Miami	2018
Opp: 69 yards, Jaire Alexander, Louisville	2016

BLOCKED A PUNT

FSU: Marvin Wilson vs. North Carolina	2020
Opp: Chris Cunningham, Virginia Tech	2018

BLOCKED A FIELD GOAL

FSU: Jared Verse vs. LSU	2022
Opp: Chase Lucas, Arizona State (Sun Bowl)	2019

BLOCKED FIELD GOAL RETURN TOUCHDOWN

FSU: 63 yards, Tarvarus McFadden vs. Del. St.	2017
Opp: 78 yards, Lance Austin, Georgia Tech	2015

BLOCKED PAT

FSU: Shyheim Brown vs. LSU	2022
Opp: Myles Murphy, Clemson	2021

SCORED 2-POINT CONVERSION

FSU: Markeston Douglas rec. vs. Wake Forest	2022
Opp: Antoine Green rec., North Carolina	2021

MISCELLANEOUS

30+ FIRST DOWNS

FSU: 33 vs. Duquesne	2022
Opp: 33, Miami	2020

10 OR FEWER FIRST DOWNS

FSU: 10 at Clemson	2019
Opp: 6, Delaware State	2017

15+ PENALTIES

FSU: 16 at NC State	2018
Opp: 17, Virginia Tech (ACC Championship)	2005

100+ PENALTY YARDS

FSU: 100 at NC State	2022
Opp: 107, Florida	2021

ZERO PENALTIES

FSU: vs. Virginia Tech (ACC Championship)	2010
Opp: The Citadel	2014

40+ MINUTES OF POSSESSION

FSU: 40:19 at USF	2016
Opp: 40:40, Alabama State	2019

SCORING DRIVE OF 99 YARDS

FSU: 6 plays vs. Boston College	2012
Opp: 11 plays, LSU	2022

TDS ON OFFENSE, DEFENSE & SPECIAL TEAMS

FSU: vs. Delaware State	2017
Opp: Miami	2001

LONG OFFENSIVE PLAYS

60-69 YARD RUN

FSU: 65, Treshaun Ward vs. Syracuse	2021
Opp: 63, Phil Mafah, Clemson	2021

70-79 YARD RUN

FSU: 71, Jordan Travis at NC State	2022
Opp: 70, Javian Hawkins, Louisville	2020

80-89 YARD RUN

FSU: 89, Jashaun Corbin vs. Notre Dame	2021
Opp: 83, Josh Adams, Wake Forest	2007

90-99 YARD RUN

FSU: 94, Dalvin Cook at Wake Forest	2015
Opp: 94, Roger Craig, Nebraska	1981

60-69 YARD PASS

FSU: 69, T. Rodemaker to J. Wilson at Lou.	2022
Opp: 62, D. Leary to C. Riley, NC State	2021

70-79 YARD PASS

FSU: 72, J. Travis to O. Wilson vs. BC	2022
Opp: 77, J. Daniels to K. Williams, Ariz. State	2019

80-89 YARD PASS

FSU: 84, C. Weinke to R. Dugans vs. Duke	1999
Opp: 84, Q. Flowers to R. Adams, USF	2016

90-99 YARD PASS

FSU: 91, J. Blackman to T. Terry vs. Ariz. State	2019
Opp: 91, J. Blake to L. Fisher, East Carolina	1990



2022 FSU FOOTBALL PROGRAM RECORDS - PASSING

SINGLE GAME YARDS

	Opponent	Year	Yards
1. Chris Weinke	Duke	2000	536
2. Chris Weinke	Clemson	2000	521
3. Bill Cappleman	Memphis State	1969	508
4. Chris Weinke	Miami	2000	496
5. Peter Tom Willis	Memphis State	1989	482
6. Thad Busby	NC State	1997	463
7. Danny Kanell	Virginia	1995	454
8. Charlie Ward	Florida	1993	446
9. Jameis Winston	Clemson	2013	444
10. Chris Weinke	Georgia Tech	2000	443
11. EJ Manuel	Boston College	2012	439
12. Bill Cappleman	South Carolina	1968	437
13. Danny Kanell	Maryland	1994	427
14. Peter Tom Willis	Nebraska ('90 Fiesta)	1989	422
15. James Blackman	NC State	2018	421
16. Danny Kanell	Florida	1994	421
17. Deondre Francois	Ole Miss	2016	419
18. Gary Huff	Houston	1972	409
19. Jameis Winston	Louisville	2014	401
20. Thad Busby	Georgia Tech	1997	399

SEASON YARDS

	Year	Yards
1. Chris Weinke	2000	4167
2. Jameis Winston	2013	4057
3. Jameis Winston	2014	3907
4. EJ Manuel	2012	3392
5. Deondre Francois	2016	3350
6. Thad Busby	1997	3317
7. Drew Weatherford	2005	3208
8. Peter Tom Willis	1989	3124
9. Chris Rix	2003	3107
10. Chris Weinke	1999	3103
11. Charlie Ward	1993	3032
12. Danny Kanell	1995	2957
13. Gary Huff	1972	2893
14. Danny Kanell	1994	2781
15. Gary Huff	1971	2736
16. Chris Rix	2001	2734
17. Deondre Francois	2018	2731
18. Christian Ponder	2009	2717
19. EJ Manuel	2011	2666
20. Charlie Ward	1992	2647

CAREER YARDS

	Years	Yards
1. Chris Weinke	1997-2000	9839
2. Chris Rix	2001-04	8390
3. Jameis Winston	2013-14	7964
4. EJ Manuel	2009-12	7736
5. Drew Weatherford	2005-08	7567
6. Christian Ponder	2007-10	6872
7. Gary Huff	1970-72	6378
8. Danny Kanell	1992-95	6372
9. Deondre Francois	2016-18	6291
10. Thad Busby	1994-97	5916
11. Charlie Ward	1989-93	5747
12. James Blackman	2017-20	5445
13. Bill Cappleman	1967-69	4904
14. Casey Weldon	1988-91	4628
15. Jordan Travis	2019-PR	4335
16. Peter Tom Willis	1986-89	4291
17. Jimmy Jordan	1976-79	4144
18. Chip Ferguson	1985-88	3846
19. Wally Woodham	1975, 77-79	3550
20. Kelly Lowrey	1980-83	3469

SINGLE GAME COMPLETIONS

	Opponent	Year	Comp.
1. Danny Kanell	Georgia Tech	1995	41
2. Danny Kanell	Florida	1994	40
3. Charlie Ward	Florida	1993	38
4. Chris Weinke	Duke	2000	37
4. Kim Hammond	Penn State (Gator)	1967	37
6. Drew Weatherford	Duke	2007	35
6. Drew Weatherford	Virginia	2005	35
8. Deondre Francois	Ole Miss	2016	33
8. Christian Ponder	North Carolina	2009	33
10. Drew Weatherford	Boston College	2006	32
10. Chris Weinke	BYU	2000	32
10. Danny Kanell	Virginia	1995	32
13. Deondre Francois	Samford	2018	31
13. Charlie Ward	Notre Dame	1993	31
13. Bill Cappleman	Memphis State	1969	31
16. James Blackman	ULM	2019	30
16. Jameis Winston	Syracuse	2014	30
16. Drew Weatherford	Troy	2006	30
16. Chris Rix	Colorado	2003	30
16. Thad Busby	Georgia Tech	1997	30

SEASON COMPLETIONS

	Year	Att.	Comp.
1. Jameis Winston	2014	467	305
2. Drew Weatherford	2005	469	276
3. Chris Weinke	2000	431	266
4. Charlie Ward	1993	380	264
5. EJ Manuel	2012	387	263
6. Danny Kanell	1995	402	257
6. Jameis Winston	2013	384	257
8. Deondre Francois	2016	400	235
8. Thad Busby	1997	390	235
10. Chris Weinke	1999	377	232
11. Deondre Francois	2018	396	227
11. Christian Ponder	2009	330	227
11. Danny Kanell	1994	380	227
14. Chris Rix	2003	382	216
15. Peter Tom Willis	1989	346	211
16. Gary Huff	1972	385	206
17. Charlie Ward	1992	365	204
18. EJ Manuel	2011	311	203
19. Casey Weldon	1991	313	189
20. James Blackman	2019	292	184
20. Christian Ponder	2010	299	184
20. Gary Huff	1971	327	184

CAREER COMPLETIONS

	Years	Att.	Comp.
1. Chris Weinke	1997-2000	1107	650
2. Drew Weatherford	2005-08	1128	644
3. EJ Manuel	2009-12	897	600
4. Christian Ponder	2007-10	965	596
5. Chris Rix	2001-04	1042	575
6. Jameis Winston	2013-14	851	562
7. Danny Kanell	1992-95	851	529
8. Deondre Francois	2016-18	829	481
9. Charlie Ward	1989-93	759	473
10. Gary Huff	1970-72	796	436
11. James Blackman	2017-20	716	433
12. Thad Busby	1994-97	715	421
13. Bill Cappleman	1967-69	636	349
14. Casey Weldon	1988-91	545	323
15. Jordan Travis	2019-PR	534	322
16. Peter Tom Willis	1986-89	500	304
17. Jimmy Jordan	1976-79	595	298
18. Chip Ferguson	1985-88	496	281
19. Wally Woodham	1975, 77-79	476	273
20. Kelly Lowrey	1980-83	464	252
20. Steve Tensi	1962-64	472	252

SEASON TOUCHDOWNS

	Year	TDs
1. Jameis Winston	2013	40
2. Chris Weinke	2000	33
3. Danny Kanell	1995	32
4. Charlie Ward	1993	27
5. Jameis Winston	2014	25
5. Chris Weinke	1999	25
5. Thad Busby	1997	25
5. Gary Huff	1972	25
5. Bill Cappleman	1968	25
10. Chris Rix	2001	24
11. EJ Manuel	2012	23
11. Chris Rix	2003	23
11. Gary Huff	1971	23
14. Charlie Ward	1992	22
14. Casey Weldon	1991	22
16. Deondre Francois	2016	20
16. Christian Ponder	2010	20
16. Peter Tom Willis	1989	20
19. James Blackman	2017	19
19. Chris Weinke	1998	19

CAREER TOUCHDOWNS

	Years	TDs
1. Chris Weinke	1997-2000	79
2. Jameis Winston	2013-14	65
3. Chris Rix	2001-04	63
4. Danny Kanell	1992-95	57
5. Gary Huff	1970-72	52
6. Charlie Ward	1989-93	49
7. EJ Manuel	2009-12	47
8. Thad Busby	1994-97	46
9. Christian Ponder	2007-10	45
10. James Blackman	2017-20	43
11. Casey Weldon	1988-91	41
12. Jimmy Jordan	1976-79	39
12. Bill Cappleman	1967-69	39
14. Drew Weatherford	2004-07	37
15. Deondre Francois	2016-18	36
16. Chip Ferguson	1985-88	34
17. Peter Tom Willis	1986-89	33
18. Jordan Travis	2019-PR	32
19. Steve Tensi	1962-64	28
20. Rick Stockstill	1977, 79-81	26

INDIVIDUAL GAME RECORDS

PASSING

Most Touchdown Passes:	6	Peter Tom Willis vs. Memphis State, 1989
	6	Chris Weinke vs. Maryland, 1999
Passing Yards:	536	Chris Weinke vs. Duke, 2000
Completions:	41	Danny Kanell vs. Georgia Tech, 1995
Attempts:	67	Danny Kanell vs. Virginia, 1995
Completion Pct.	92.6	Jameis Winston at Pitt, 2013

RUSHING

Most Rushing Yards:	322	Greg Allen vs. Western Carolina, 1981
Most Rushes:	36	Cam Akers vs. ULM, 2019
Rushing TDs:	4	Cam Akers vs. Syracuse, 2019
	4	Dalvin Cook at Syracuse, 2016
	4	Dalvin Cook vs. Clemson, 2016
	4	Antone Smith at Miami, 2008
	4	Greg Allen vs. Louisville, 1982
	4	Greg Allen at South Carolina, 1982
Most All-Purpose Yards:	417	Greg Allen vs. Western Carolina, 1981

RECEIVING

Receptions:	16	Ron Sellers vs. South Carolina, 1968
Receiving Yards:	260	Ron Sellers vs. Wake Forest, 1968
Receiving TDs:	5	Ron Sellers vs. Wake Forest, 1968

DEFENSE

Most Tackles:	29	Dale McCullers vs. Texas A&M, 1968
Most Sacks:	6	Dale McCullers vs. Memphis State, 1967
Most TFLs:	6	Dale McCullers vs. Memphis State, 1967
Interceptions:	4	Mario Edwards vs. Wake Forest, 1998



2022 FSU FOOTBALL

PROGRAM RECORDS - RUSHING/RECEIVING

SINGLE GAME RUSH YARDS

		Opponent	Year	Yards
1.	Greg Allen	Western Carolina	1981	322
2.	Dalvin Cook	USF	2016	267
3.	Dalvin Cook	USF	2015	266
4.	Sammie Smith	East Carolina	1987	244
5.	Dalvin Cook	Syracuse	2016	225
6.	Greg Allen	Arizona State	1984	223
7.	Dalvin Cook	Miami	2015	222
8.	Sammie Smith	Tulane	1988	212
	Victor Floyd	South Carolina	1985	212
10.	Sammie Smith	Indiana (All-American)	1986	205
11.	Greg Allen	Louisiana State	1981	202
12.	Greg Allen	Louisiana State	1983	201
	Tony Smith	Oklahoma State (Gator)	1982	201
14.	Cam Akers	Syracuse	2017	199
15.	Chris Thompson	Wake Forest	2012	197
16.	Leon Washington	West Virginia ('05 Gator)	2004	195
17.	Dalvin Cook	Clemson	2015	194
18.	Cam Akers	ULM	2019	193
19.	Greg Jones	Miami	2002	189
	Sammie Smith	Miami	1987	189

SEASON RUSH YARDS

		Year	Att.	Yards
1.	Dalvin Cook	2016	288	1765
2.	Dalvin Cook	2015	229	1691
3.	Warrick Dunn	1995	166	1242
4.	Sammie Smith	1987	172	1230
5.	Warrick Dunn	1996	189	1180
6.	Cam Akers	2019	231	1144
7.	Greg Allen	1983	200	1134
8.	Larry Key	1977	239	1117
9.	Warrick Dunn	1994	152	1026
10.	Cam Akers	2017	194	1024
11.	Devonta Freeman	2013	173	1016
12.	Mark Lyles	1979	225	1011
13.	Dalvin Cook	2014	170	1008
14.	Sam Platt	1980	224	983
15.	Amp Lee	1991	186	977
16.	Greg Allen	1984	133	971
17.	Leon Washington	2004	138	951
18.	Hodges Mitchell	1972	192	944
19.	Greg Jones	2002	161	938
20.	Travis Minor	2000	181	923

CAREER RUSH YARDS

		Years	Att.	Yards
1.	Dalvin Cook	2014-16	687	4464
2.	Warrick Dunn	1993-96	575	3959
3.	Greg Allen	1981-84	624	3769
4.	Travis Minor	1997-2000	664	3218
5.	Larry Key	1974-77	625	2953
6.	Cam Akers	2017-19	586	2874
7.	Sammie Smith	1985-88	411	2539
8.	Greg Jones	2000-03	480	2535
9.	Lorenzo Booker	2003-06	477	2389
10.	Devonta Freeman	2011-13	404	2255
	Antone Smith	2005-08	493	2255
12.	Mark Lyles	1976-79	515	2218
13.	Sean Jackson	1990-93	347	2133
14.	Amp Lee	1989-91	405	2092
15.	Jermaine Thomas	2008-11	379	2083
16.	Leon Washington	2001-05	369	2078
17.	Dexter Carter	1986-89	327	1788
18.	Jacques Patrick	2015-18	356	1738
19.	Chris Thompson	2009-12	277	1735
20.	Tom Bailey	1968-70	381	1714

Active Leader
Jordan Travis 2019-PR 296 1539

SEASON RUSH TOUCHDOWNS

		Year	TDs
1.	Greg Allen	1982	20
2.	Dalvin Cook	2016	19
	Dalvin Cook	2015	19
4.	Amp Lee	1990	16
5.	Antone Smith	2008	15
	Dayne Williams	1987	15
7.	Cam Akers	2019	14
	Devonta Freeman	2013	14
9.	Warrick Dunn	1995	13
	Greg Allen	1983	13
11.	Warrick Dunn	1996	12
	Pooh Bear Williams	1995	12
13.	Karlos Williams	2014	11
	Karlos Williams	2013	11
	James Wilder Jr.	2012	11
	Zack Crockett	1994	11
	Amp Lee	1991	11
18.	Jermaine Thomas	2009	9
	Travis Minor	1997	9
	Rock Preston	1994	9
	William Floyd	1992	9

CAREER RUSH TOUCHDOWNS

		Years	TDs
1.	Dalvin Cook	2014-16	46
2.	Greg Allen	1981-84	44
3.	Warrick Dunn	1993-96	37
4.	Devonta Freeman	2011-13	30
	Amp Lee	1989-91	30
6.	Travis Minor	1997-2000	28
7.	Cam Akers	2017-19	27
8.	Antone Smith	2005-08	26
9.	Dayne Williams	1986-88	24
10.	Greg Jones	2000-03	23
11.	Karlos Williams	2013-14	22
12.	James Wilder Jr.	2011-13	20
	Mark Lyles	1976-79	20
14.	Jordan Travis	2019-PR	19
	Jermaine Thomas	2008-11	19
16.	Lonnie Pryor	2009-12	18
17.	Jacques Patrick	2015-18	17
	Rock Preston	1994-96	17
	Pooh Bear Williams	1993, 95-96	17
	Dexter Carter	1986-89	17

SEASON RECEPTIONS

		Year	Rec.
1.	Rashad Greene	2014	99
2.	Ron Sellers	1968	86
3.	Rashad Greene	2013	76
4.	Kez McCorvey	1993	74
5.	Peter Warrick	1999	71
	Andre Cooper	1995	71
7.	Ron Sellers	1967	70
8.	Barry Smith	1972	69
9.	Anquan Boldin	2002	65
	Lawrence Dawsey	1990	65
11.	Snoop Minnis	2000	63
12.	Preston Parker	2007	62
	Rhett Dawson	1971	62
14.	Rod Owens	2009	61
	Peter Warrick	1998	61
16.	Tamorrion Terry	2019	60
	Bert Reed	2009	60
	E.G. Green	1995	60
19.	Travis Rudolph	2015	59
	Kez McCorvey	1994	59

CAREER RECEPTIONS

		Years	Rec.
1.	Rashad Greene	2011-14	270
2.	Ron Sellers	1966-68	212
3.	Peter Warrick	1996-99	207
4.	Kez McCorvey	1991-94	189
5.	Bert Reed	2008-11	170
6.	E.G. Green	1994-97	166
7.	Travis Rudolph	2014-16	153
8.	Greg Carr	2005-08	148
9.	Chris Davis	2003-06	137
10.	Mike Shumann	1973-75, 77	134
11.	Jesus Wilson	2013-16	133
12.	De'Cody Fagg	2004-07	132
	Andre Cooper	1993-96	132
	Warrick Dunn	1993-96	132
15.	Lawrence Dawsey	1987-90	128
	Rhett Dawson	1969-71	128
17.	Nyqwan Murray	2015-18	124
	Kenny Shaw	2010-13	124
19.	Craphonso Thorpe	2001-04	123
20.	Barry Smith	1970-72	119

Active Leader
Ontaria Wilson 2017-PR 97

SINGLE GAME RECEIVING YARDS

		Opponent	Year	Yards
1.	Ron Sellers	Wake Forest	1968	260
2.	Ron Sellers	South Carolina	1968	259
3.	Peter Warrick	Clemson	1997	249
4.	Travis Rudolph	Wake Forest	2016	238
5.	Ron Sellers	Virginia Tech	1967	229
6.	Ron Sellers	Memphis State	1968	218
7.	Craphonso Thorpe	Notre Dame	2003	217
8.	Ron Sellers	Houston	1968	214
9.	Kelvin Benjamin	Florida	2013	212
10.	Kez McCorvey	Duke	1994	207
11.	Craphonso Thorpe	Colorado	2003	205
12.	Rashad Greene	Oklahoma State	2014	203
13.	Travis Rudolph	Houston (Peach)	2015	201
14.	Rod Owens	North Carolina	2009	199
15.	Javon Walker	Virginia Tech	2001	195
16.	Fred Biletnikoff	Oklahoma ('65 Gator)	1964	192
17.	Travis Rudolph	Syracuse	2015	191
18.	Peter Warrick	Miami	1998	190
19.	Snoop Minnis	Florida	2000	187
20.	E.G. Green	NC State	1997	184



2022 FSU FOOTBALL

PROGRAM RECORDS - RECEIVING/DEFENSE

SEASON RECEIVING YARDS

	Year	Yards
1. Ron Sellers	1968	1496
2. Rashad Greene	2014	1365
3. Snoop Minnis	2000	1340
4. Barry Smith	1972	1243
5. Peter Warrick	1998	1232
6. Ron Sellers	1967	1228
7. Tamorrion Terry	2019	1188
8. Rashad Greene	2013	1128
9. E.G. Green	1997	1059
10. Kelvin Benjamin	2013	1011
11. Anquan Boldin	2002	1011
12. E.G. Green	1995	1007
13. Andre Cooper	1995	1002
14. Lawrence Dawsey	1990	999
15. Craphonso Thorpe	2003	994
16. Fred Biletnikoff	1964	987
17. Kez McCorvey	1993	966
18. Rhett Dawson	1970	946
19. Javon Walker	2001	944
20. Peter Warrick	1999	934

CAREER RECEIVING YARDS

	Years	Yards
1. Rashad Greene	2011-14	3830
2. Ron Sellers	1966-68	3598
3. Peter Warrick	1996-99	3517
4. E.G. Green	1994-97	2920
5. Kez McCorvey	1991-94	2660
6. Greg Carr	2005-08	2574
7. Barry Smith	1970-72	2392
8. Travis Rudolph	2014-16	2311
9. Mike Shumann	1973-75, 77	2306
10. Tamorrion Terry	2017-20	2221
11. Craphonso Thorpe	2001-04	2153
12. Lawrence Dawsey	1987-90	2129
13. Jessie Hester	1981-84	2100
14. Snoop Minnis	1997-2000	2098
15. Bert Reed	2008-11	2022
16. Kenny Shaw	2010-13	1919
17. Rhett Dawson	1969-71	1915
18. Chris Davis	2003-06	1842
19. Nyquan Murray	2015-18	1819
20. Andre Cooper	1993-96	1810

Active Leader
Ontaria Wilson **2017-PR** **1322**

SEASON RECEIVING TOUCHDOWNS

	Year	TDs
1. Andre Cooper	1995	15
2. Kelvin Benjamin	2013	15
3. Anquan Boldin	2002	13
4. Barry Smith	1972	13
5. Greg Carr	2006	12
6. Peter Warrick	1998	12
7. Ron Sellers	1968	12
8. Craphonso Thorpe	2003	11
9. Talman Gardner	2001	11
10. Snoop Minnis	2000	11
11. E.G. Green	1997	11
12. Fred Biletnikoff	1964	11
13. Auden Tate	2017	10
14. Atrevious Bell	2000	10
15. E.G. Green	1995	10
16. Tamorrion Terry	2019	9
17. Rashad Greene	2013	9
18. Greg Carr	2005	9
19. Lawrence Dawsey	1988	9
20. Jessie Hester	1984	9

CAREER RECEIVING TOUCHDOWNS

	Year	TDs
1. Peter Warrick	1996-99	31
2. Rashad Greene	2011-14	29
3. Greg Carr	2005-08	29
4. E.G. Green	1994-97	29
5. Barry Smith	1970-72	25
6. Andre Cooper	1993-96	24
7. Ron Sellers	1966-68	23
8. Anquan Boldin	1999-2002	21
9. Jessie Hester	1981-84	21
10. Lawrence Dawsey	1987-90	20
11. Talman Gardner	1999-2002	19
12. Kelvin Benjamin	2012-13	19
13. Tamorrion Terry	2017-20	18
14. Travis Rudolph	2014-16	18
15. Craphonso Thorpe	2001-04	18
16. Snoop Minnis	1999-2000	17
17. Terry Anthony	1986-89	17
18. Hassan Jones	1982-85	17
19. Nick O'Leary	2011-14	17
20. Auden Tate	2015-17	16
21. Kez McCorvey	1991-94	16
22. Mike Shumann	1973-75, 77	16
23. Fred Biletnikoff	1962-64	16

Active Leader
Ontaria Wilson **2017-PR** **10**

SEASON TACKLES

	Year	Solo	Ast	Total
1. Aaron Carter	1977	82	99	181
2. Dale McCullers	1967	108	72	180
3. Reggie Herring	1980	92	78	170
4. Dale McCullers	1968	102	61	163
5. Henry Taylor	1984	80	79	159
6. Jimmy Heggins	1977	67	90	157
7. Paul McGowan	1987	97	53	150
8. Tommy Young	1982	77	72	149
9. Ken Roe	1983	82	64	146
10. Aaron Carter	1975	68	77	145
11. Ken Roe	1982	74	71	145
12. Kirk Carruthers	1989	77	68	145
13. Reggie Herring	1979	70	74	144
14. Reggie Herring	1978	70	67	137
15. Paul McGowan	1985	80	56	136
16. Bill Lohse	1970	81	54	135
17. Aaron Carter	1976	76	59	135
18. Marvin Jones	1990	73	60	133
19. Robert McEachern	1970	64	68	132
20. Ron Hester	1981	75	57	132

CAREER TACKLES

	Years	Total
1. Aaron Carter	1974-77	512
2. Reggie Herring	1977-80	452
3. Paul McGowan	1984-87	446
4. Kirk Carruthers	1988-91	435
5. Ron Simmons	1977-80	383
6. Ken Roe	1980-83	379
7. Marvin Jones	1990-92	369
8. Daryl Bush	1994-97	361
9. Kendrick Pope	2000-03	352
10. Henry Taylor	1981-84	344
11. Dale McCullers	1966-68	343
12. Michael Boulware	2000-03	340
13. Paul Piurowski	1977-80	340
14. Bradley Jennings	1998-2001	339
15. Sam Cowart	1993-97	338
16. Fred Jones	1983-86	326
17. Nigel Bradham	2008-11	306
18. Scott Warren	1976-79	300
19. Tommy Polley	1996-2000	289
20. Jimmy Heggins	1974-77	288

Active Leader
Amari Gainer **2018-PR** **197**

SEASON SACKS

	Year	Sacks
1. Peter Boulware	1996	19.0
2. DeMarcus Walker	2016	16.0
3. Andre Wadsworth	1997	16.0
4. Brandon Jenkins	2010	13.5
5. Everett Brown	2008	13.5
6. Reinard Wilson	1996	13.5
7. Bjoern Werner	2012	13.0
8. Alonzo Jackson	2002	13.0
9. Jermaine Johnson	2021	12.0
10. Jamal Reynolds	2000	12.0
11. Ron Simmons	1977	12.0

CAREER SACKS

	Years	Sacks
1. Reinard Wilson	1993-96	35.5
2. Peter Boulware	1994-96	34.0
3. DeMarcus Walker	2013-16	28.5
4. Ron Simmons	1977-80	25.0
5. Brian Burns	2016-18	24.0
6. Bjoern Werner	2010-12	23.5
7. Jamal Reynolds	1997-2000	23.5
8. Everett Brown	2006-08	23.0
9. Alonzo Jackson	1999-2002	23.0
10. Andre Wadsworth	1994-97	23.0

Active Leader
Derrick McLendon II **2019-PR** **6.5**

SEASON TACKLES FOR LOSS

	Year	TfLs
1. Brodrick Bunkley	2005	25.0
2. Darnell Dockett	2001	22.0
3. DeMarcus Walker	2016	21.5
4. Brandon Jenkins	2010	21.5
5. Everett Brown	2008	21.5
6. Corey Simon	1999	21.0
7. Darnell Dockett	2000	19.0
8. David Warren	2000	19.0
9. Andre Wadsworth	1997	19.0
10. Alonzo Jackson	2002	18.5

CAREER TACKLES FOR LOSS

	Years	TfLs
1. Darnell Dockett	2000-03	65.0
2. Everett Brown	2006-08	46.5
3. DeMarcus Walker	2013-16	45.0
4. Corey Simon	1996-99	44.0
5. Ron Simmons	1977-80	44.0
6. Travis Johnson	2001-04	42.5
7. Kevin Emanuel	2000-03	41.0
8. Brian Burns	2016-18	39.5
9. Brandon Jenkins	2009-12	37.5
10. Brodrick Bunkley	2002-05	37.0

Active Leader
Amari Gainer **2018-PR** **17.5**

CAREER INTERCEPTIONS

	Years	Ints
1. Terrell Buckley	1989-91	21
2. Monk Bonasorte	1977-80	15
3. Deion Sanders	1985-88	14
4. Lee Corso	1953-56	14
5. Corey Sawyer	1991-93	13
6. Tay Cody	1997-2000	12
7. Samari Rolle	1994-97	12
8. Brian McCrary	1981-84	12
9. Keith Jones	1978-80	12
10. Curt Campbell	1950-52	12

Active Leader
Jammie Robinson **2021-PR** **5**



2022 FSU FOOTBALL

START CHART

	DUQ	LSU	UL	BC	WF	NCST	CU	GT	UM	SU	UL	UF
QB	Travis	Travis	Travis	Travis	Travis	Travis	Travis					
RB	Ward	Ward	Ward	Ward	Ward	Ward	Toafili					
WR	J. Wilson	J. Wilson	J. Wilson	J. Wilson	J. Wilson	J. Wilson	J. Wilson					
WR	McClain	O. Wilson	M. Douglas (TE)	Toafili (RB)	Pittman	Pittman	McClain					
WR	Pittman	Pittman	Pittman	O. Wilson	O. Wilson	O. Wilson	Daniel (TE)					
TE	M. Douglas	McDonald	McDonald	McDonald	M. Douglas	McDonald	McDonald					
LT	Scott Jr.	Scott Jr.	Scott Jr.	Washington	Washington	Scott Jr.	Scott Jr.					
LG	Gibbons	Gibbons	Gibbons	Gibbons	Gibbons	Gibbons	Gibbons					
C	Washington	M. Smith	M. Smith	M. Smith	M. Smith	M. Smith	M. Smith					
RG	Emmanuel	Emmanuel	Emmanuel	Emmanuel	Emmanuel	Emmanuel	Emmanuel					
RT	Harris	Turnetine	Turnetine	Turnetine	Turnetine	Turnetine	Turnetine					
DE	McLendon II	McLendon II	McLendon II	McLendon II	Warner III	McLendon II	McLendon II					
DT	Lovett	Lovett	Ray	J. Jackson	Ray	Ray	Ray					
DT	R. Cooper	R. Cooper	R. Cooper	R. Cooper	R. Cooper	R. Cooper	R. Cooper					
DE	Verse	Verse	Verse	Briggs	Briggs	Briggs	Verse					
LB	DeLoach	DeLoach	DeLoach	DeLoach	DeLoach	DeLoach	DeLoach					
LB	Bethune	Bethune	Bethune	Bethune	Bethune	Bethune	Bethune					
NICK	Knowles II	Knowles II	Knowles II	Knowles II	Knowles II	Knowles II	Knowles II					
CB	Green	Green	Green	Green	Jones	Green	Green					
FS	Robinson	Robinson	Robinson	Robinson	Robinson	Robinson	Robinson					
BUCK	Dent	Dent	Dent	Dent	Dent	Dent	Dent					
CB	Jones	O. Cooper	Jones	O. Cooper	O. Cooper	Jones	Jones					
PK	Fitzgerald	Fitzgerald	Fitzgerald	Fitzgerald	Fitzgerald	Fitzgerald	Fitzgerald					
SNP	Rosenberry Jr.	Rosenberry Jr.	Rosenberry Jr.	Rosenberry Jr.	Rosenberry Jr.	Rosenberry Jr.	Rosenberry Jr.					
H	Mastromanno	Mastromanno	Mastromanno	Mastromanno	Mastromanno	Mastromanno	Mastromanno					
KO	Fitzgerald	Fitzgerald	Fitzgerald	Fitzgerald	Fitzgerald	Fitzgerald	Fitzgerald					
P	Mastromanno	Mastromanno	Mastromanno	Mastromanno	Mastromanno	Mastromanno	Mastromanno					

GAME CAPTAINS/COIN TOSS

Opponent	Game Captains	Coin Toss
Duquesne	DE Dennis Briggs Jr., DT Robert Cooper OL Dillan Gibbons, DT Fabien Lovett	Duquesne wins, defers
vs. LSU	DE Dennis Briggs Jr., DT Robert Cooper OL Dillan Gibbons, DT Fabien Lovett	LSU wins, receives
at Louisville	DE Dennis Briggs Jr., DT Robert Cooper OL Dillan Gibbons, TE Wyatt Rector	FSU wins, defers
Boston College	DE Dennis Briggs Jr., DT Robert Cooper OL Dillan Gibbons, TE Wyatt Rector	Boston College wins, defers
Wake Forest	DE Dennis Briggs Jr., DT Robert Cooper OL Dillan Gibbons, TE Wyatt Rector	Wake Forest wins, defers
at NC State	DE Dennis Briggs Jr., DT Robert Cooper OL Dillan Gibbons, TE Wyatt Rector	NC State wins, defers
Clemson	DE Dennis Briggs Jr., DT Robert Cooper OL Dillan Gibbons, TE Wyatt Rector	Clemson wins, defers

TOUCHDOWN BREAKDOWN

Total Touchdowns in 2022	29	TDs by Yardage
Offensive	28	0-9 Yards 13
Rushing	15	10-19 Yards 6
Passing	13	20-39 Yards 8
Defensive	–	40-49 Yards 1
Interception	–	50-99 Yards 1
Fumble	–	
Special Teams	1	TD Drives by Plays
Punt Return	–	0-3 Plays 3
Kickoff Return	1	4-6 Plays 8
		7-9 Plays 9
		10+ Plays 8
Longest Touchdown		
Trey Benson 93-yard kickoff return	vs. BC	

PLAYS: Longest

15 plays, 93 yards in 6:50 - DJ Lundy 1-yd run vs. Clemson

PLAYS: Shortest

2 plays, 85 yards in 0:49 - Mycah Pittman 14-yd rec at NC State

YARDS: Longest

94 yards, 10 plays in 5:19 - Trey Benson 15-yd run vs. BC
94 yards, 7 plays in 1:35 - Kentron Poitier 25-yd rec vs. Clemson

YARDS: Shortest

34 yards, 5 plays in 1:03 - Lawrance Toafili 1-yd run vs. BC

TIME: Longest

6:59, 14 plays, 85 yards - Ontario Wilson 39-yd rec vs. LSU

TIME: Shortest

0:48, 7 plays, 65 yards - Kentron Poitier 31-yd rec vs. BC

TD Drives by Distance

0-19 Yards	–
20-39 Yards	1
40-59 Yards	3
60-79 Yards	13
80-99 Yards	11

TD Drives by Time

:00-:59	2
1:00-1:59	7
2:00-3:59	11
4:00+	8



2022 FSU FOOTBALL

SCORING DRIVES

FLORIDA STATE

Opp.	Plays	Yards	TOP	Result	Qtr.	Time	How Scored	QB
DUQ	12	82	4:50	TD	1	10:03	Travis 5-yd run	Travis
DUQ	6	87	2:12	TD	1	5:28	Toafili 4-yd run	Travis
DUQ	7	56	3:38	TD	1	0:48	Ward 6-yd run	Travis
DUQ	7	63	2:48	FG	2	8:31	Fitzgerald 24-yd	Travis
DUQ	12	80	4:19	FG	2	0:23	Fitzgerald 24-yd	Travis
DUQ	4	62	1:37	TD	3	11:56	Ward 3-yd run	Travis
DUQ	5	85	2:24	TD	3	2:08	Benson 43-yd run	Rodemaker
DUQ	13	66	5:50	TD	4	8:58	Hill 8-yd run	Rodemaker
LSU	14	85	6:59	TD	2	13:00	O. Wilson 39-yd rec	Travis
LSU	14	68	6:26	FG	3	8:29	Fitzgerald 25-yd	Travis
LSU	8	57	2:46	TD	3	4:17	O. Wilson 27-yd rec	Travis
LSU	12	79	5:59	TD	4	9:04	Lundy 1-yd run	Travis
UL	5	61	2:17	TD	1	11:01	Daniel 2-yd rec	Travis
UL	3	75	1:08	TD	1	0:15	McClain 21-yd rec	Travis
UL	10	75	6:02	TD	3	8:58	Toafili 15-yd run	Rodemaker
UL	3	75	1:01	TD	4	13:24	J. Wilson 10-yd rec	Rodemaker
UL	8	75	3:51	TD	4	7:54	J. Wilson 2-yd rec	Rodemaker
BC	-	-	-	TD	1	14:47	Benson 93-yd KOR	-
BC	5	34	1:03	TD	1	12:52	Toafili 1-yd run	Travis
BC	10	94	5:19	TD	1	6:05	Benson 15-yd run	Travis
BC	10	52	4:12	FG	2	14:55	Fitzgerald 30-yd	Travis
BC	7	65	0:48	TD	2	0:19	Poitier 31-yd rec	Travis
BC	4	90	1:39	TD	3	9:19	Ward 22-yd run	Travis
BC	5	61	3:11	TD	4	9:30	Benson 36-yd run	Rodemaker
WF	6	83	1:59	TD	1	12:56	Pittman 13-yd rec	Travis
WF	10	85	5:14	TD	3	7:30	Pittman 6-yd rec	Travis
WF	7	58	2:52	TD	4	9:32	J. Wilson 4-yd rec	Travis
NCST	2	85	0:49	TD	2	11:29	Pittman 14-yd rec	Travis
NCST	7	72	3:25	TD	2	0:48	Toafili 12-yd run	Travis
NCST	2	7	0:10	FG	2	0:00	Fitzgerald 47-yd	Travis
CU	9	75	3:19	TD	1	11:41	Travis 20-yd run	Travis
CU	15	93	6:50	TD	2	14:55	Lundy 1-yd run	Travis
CU	7	60	2:23	TD	4	9:22	J. Douglas 6-yd rec	Travis
CU	7	94	1:35	TD	4	2:17	Poitier 25-yd rec	Travis

OPPONENTS

Opp.	Plays	Yards	TOP	Result	Qtr.	Time	How Scored	QB
DUQ	2	30	0:47	TD	3	4:37	Janneh 22-yd rec	Mischler
LSU	8	46	3:19	FG	1	11:41	Ramos 36-yd	Daniels
LSU	11	82	4:04	TD	3	0:08	Cain 1-yd run	Daniels
LSU	15	75	4:57	TD	4	4:07	Jenkins 22-yd rec	Daniels
LSU	11	99	1:20	TD	4	0:00	Jenkins 2-yd rec	Daniels
UL	7	75	2:33	TD	1	8:28	Cunningham 8-yd run	Cunningham
UL	7	80	2:17	TD	1	1:23	Cooley 17-yd rec	Cunningham
UL	6	43	2:14	TD	2	5:30	Cooley 1-yd run	Cunningham
UL	3	63	0:59	TD	4	14:25	Cunningham 18-yd run	Cunningham
UL	5	57	1:39	FG	4	11:45	Turner 36-yd	Cunningham
BC	12	75	5:48	TD	3	3:31	Broome 5-yd rec	Jurkovec
BC	8	72	2:38	TD	4	0:50	Griffin 4-yd rec	Morehead
WF	13	80	4:54	TD	1	4:25	Turner 1-yd run	Hartman
WF	12	90	4:16	TD	2	12:59	Perry 4-yd rec	Hartman
WF	5	39	1:35	TD	2	11:15	Greene 20-yd rec	Hartman
WF	7	75	2:42	TD	3	12:18	Ellison 12-yd run	Hartman
WF	18	66	6:37	FG	4	2:55	Dennis 27-yd	Hartman
NCST	7	38	2:44	FG	1	3:06	Dunn 38-yd	Leary
NCST	10	84	5:05	TD	3	9:49	Jones 10-yd rec	Leary
NCST	10	52	4:51	FG	3	0:57	Dunn 40-yd	Chambers
NCST	4	-23	2:39	FG	4	12:07	Dunn 53-yd	Chambers
NCST	8	47	4:38	FG	4	6:33	Dunn 27-yd	Chambers
CU	4	73	1:19	TD	1	6:52	Williams 59-yd rec	Uiagalelei
CU	13	75	6:36	TD	2	8:19	Briningstool 7-yd rec	Uiagalelei
CU	12	39	4:07	FG	2	1:51	Potter 47-yd	Uiagalelei
CU	3	42	0:28	TD	2	0:19	Uiagalelei 5-yd run	Uiagalelei
CU	1	31	0:07	TD	3	14:41	Allen 31-yd rec	Uiagalelei
CU	11	18	4:59	FG	3	7:32	Potter 34-yd	Uiagalelei

**Team Results**

	Date	Opponent		Score	Overall	Conf	Time	Attend
	08/27/2022	Duquesne	W	47-7	1-0	0-0	3:04	51207
	09/04/2022	vs LSU	W	24-23	2-0	0-0	3:50	68388
*	09/16/2022	at Louisville	W	35-31	3-0	1-0	3:51	46459
*	09/24/2022	Boston College	W	44-14	4-0	2-0	3:12	79560
*	10/01/2022	Wake Forest	L	21-31	4-1	2-1	3:23	69749
*	10/08/2022	at NC State	L	17-19	4-2	2-2	3:48	56919
*	10/15/2022	Clemson	L	28-34	4-3	2-3	3:26	71098



Team Statistics

	FSU	OPP
Scoring	216	159
Points per game	30.9	22.7
Points Off Turnovers	14	27
First Downs	161	143
Rushing	76	62
Passing	75	67
Penalty	10	14
Rushing Yardage	1431	1099
Yards gained rushing	1565	1273
Yards lost rushing	134	174
Rushing attempts	254	279
Average per rush	5.6	3.9
Average per game	204.4	157.0
TDs Rushing	15	7
Passing Yardage	1824	1225
Comp-Att-Int	134-220-5	119-195-4
Average per pass	8.3	6.3
Average per catch	13.6	10.3
Average per game	260.6	175.0
TDs Passing	13	12
Total offense	3255	2324
Total plays	474	474
Average per play	6.9	4.9
Average per game	465.0	332.0
Kick returns: #-Yards	11-286	10-203
Punt returns: #-Yards	10-149	8-27
Int returns: #-Yards	4-0	5-75
Kick return average	26.0	20.3
Punt return average	14.9	3.4
Int return average	0.0	15.0
Fumbles-Lost	6-3	5-4
Penalties-Yards	49-446	43-367
Average per game	63.7	52.4
Punts-Yards	21-881	35-1491
Average per punt	42.0	42.6
Net punt average	37.8	38.3
Kickoffs-Yards	39-2497	34-2058
Average per kick	64.0	60.5
Net kick average	40.3	38.3
Time of possession / game	30:01	29:59
3rd-down conversion	43/90	36/96
3rd-down pct	48%	38%
4rd-down conversion	4/13	7/9

**2022-23 Florida St. Football
Overall Team Statistics
All games**Page 2/2
as of Oct 17, 2022

	FSU	OPP
4rd-down pct	31%	78%
Sacks by-Yards	19-114	9-73
Misc Yards	0	0
Touchdowns scored	29	19
Field goals - attempts	5-10	9-12
On-Side kicks	0-0	0-0
Red-zone scores	(25-33) 76%	(22-25) 88%
Red-zone touchdowns	(21-33) 64%	(15-25) 60%
PAT-attempts	(25-26) 96%	(18-19) 95%
2-point conversion-attempts	(1-3) 33%	(0-0) 0%
Attendance	271614	103378
Games / Avg per game	4/67904	2/51689
Neutral site games	-	1/68388

Score by Periods

Team	1st	2nd	3rd	4th	OT	TOT
Florida St.	69	47	43	57	0	216
Opponents	34	38	48	39	0	159



2022-23 Florida St. Football Individual Statistics All games

Page 1/3
as of Oct 17, 2022

Rushing

Player	gp	att	gain	loss	net	avg	td	lg	avg/g
Treshaun Ward	6	72	503	15	488	6.8	3	46	81.3
Trey Benson	7	54	384	12	372	6.9	3	43	53.1
Lawrance Toafili	7	53	260	15	245	4.6	4	25	35.0
Jordan Travis	7	42	284	62	222	5.3	2	71	31.7
Rodney Hill	2	12	73	1	72	6.0	1	15	36.0
Tate Rodemaker	3	7	23	18	5	0.7	0	11	1.7
Wyatt Rector	7	2	4	0	4	2.0	0	4	0.6
DJ Lundy	7	2	2	0	2	1.0	2	1	0.3
Mycah Pittman	7	2	7	1	6	3.0	0	7	0.9
Deuce Spann	6	2	20	0	20	10.0	0	16	3.3
Darion Williamson	4	1	0	3	-3	-3.0	0	0	-0.8
AJ Duffy	2	1	5	0	5	5.0	0	5	2.5
Team	7	4	0	7	-7	-1.8	0	0	-1.0
Total	7	254	1565	134	1431	5.6	15	71	204.4
Opponents	7	279	1273	174	1099	3.9	7	40	157.0

Passing

Player	gp	effic	comp-att-int	pct	yds	td	lg	avg/g
Jordan Travis	7	147.4	122-198-3	61.6	1661	11	72	237.3
Tate Rodemaker	3	139.2	11-19-2	57.9	153	2	69	51.0
AJ Duffy	2	61.3	1-3-0	33.3	10	0	10	5.0
Total	7	145.5	134-220-5	60.9	1824	13	72	260.6
Opponents	7	130.0	119-195-4	61.0	1225	12	59	175.0

Receiving

Player	gp	no.	yds	avg	td	lg	avg/g
Johnny Wilson	7	27	492	18.2	3	69	70.3
Mycah Pittman	7	22	266	12.1	3	25	38.0
Ontaria Wilson	6	19	296	15.6	2	72	49.3
Camren McDonald	7	12	170	14.2	0	41	24.3
Lawrance Toafili	7	12	88	7.3	0	14	12.6
Malik McClain	7	7	91	13.0	1	21	13.0
Kentron Poitier	7	6	140	23.3	2	48	20.0
Darion Williamson	4	6	108	18.0	0	52	27.0
Deuce Spann	6	6	50	8.3	0	20	8.3
Treshaun Ward	6	5	12	2.4	0	7	2.0
Markeston Douglas	7	5	82	16.4	0	29	11.7
Trey Benson	7	5	21	4.2	0	7	3.0
Ja'Khi Douglas	1	1	6	6.0	1	6	6.0
Preston Daniel	7	1	2	2.0	1	2	0.3
Total	7	134	1824	13.6	13	72	260.6
Opponents	7	119	1225	10.3	12	59	175.0

Punt Returns

Player	no.	yds	avg	td	lg
Mycah Pittman	8	98	12.3	0	34
Ontaria Wilson	1	51	51.0	0	51
Total	10	149	14.9	0	51
Opponents	8	27	3.4	0	12

Interceptions

Player	no.	yds	avg	td	lg
Jammie Robinson	1	0	0.0	0	0
Greedy Vance	1	0	0.0	0	0
Omarion Cooper	1	0	0.0	0	0
Kevin Knowles II	1	0	0.0	0	0
Total	4	0	0.0	0	0
Opponents	5	75	15.0	0	50

Kick Returns

Player	no.	yds	avg	td	lg
Sam McCall	6	106	17.7	0	24
Trey Benson	4	167	41.8	1	93
Mycah Pittman	1	13	13.0	0	13
Total	11	286	26.0	1	93
Opponents	10	203	20.3	0	69

Fumble Returns

Player	no.	yds	avg	td	lg
Wyatt Rector	1	0	0.0	0	0
Tatum Bethune	1	0	0.0	0	0
Brendan Gant	1	0	0.0	0	0
Derrick McLendon II	1	15	15.0	0	15
Total	4	15	3.8	0	15
Opponents	3	0	0.0	0	0



2022-23 Florida St. Football
Individual Statistics
All games

Page 2/3
as of Oct 17, 2022

Scoring

			PAT						
Player	td	fg	kick	rush	rcv	pass	dxp	saf	pts
Ryan Fitzgerald	-	5-10	25-26	-	-	-	-	-	40
Lawrance Toafili	4	-	-	-	-	-	-	-	24
Trey Benson	4	-	-	-	-	-	-	-	24
Treshaun Ward	3	-	-	-	-	-	-	-	18
Mycah Pittman	3	-	-	-	-	-	-	-	18
Johnny Wilson	3	-	-	-	-	-	-	-	18
Ontaria Wilson	2	-	-	-	-	-	-	-	12
Jordan Travis	2	-	-	-	-	1	-	-	12
Kentron Poitier	2	-	-	-	-	-	-	-	12
DJ Lundy	2	-	-	-	-	-	-	-	12
Ja'Khi Douglas	1	-	-	-	-	-	-	-	6
Preston Daniel	1	-	-	-	-	-	-	-	6
Malik McClain	1	-	-	-	-	-	-	-	6
Rodney Hill	1	-	-	-	-	-	-	-	6
Markeston Douglas	-	-	-	-	1	-	-	-	2
Total	29	5-10	25-26	0	1	1	0	0	216
Opponents	19	9-12	18-19	0	0	0	0	0	159

Field Goals

Player	fg	pct.	01-19	20-29	30-39	40-49	50-99	lg	blk
Ryan Fitzgerald	5-10	50.0	0-0	3-4	1-3	1-2	0-1	47	0
Opponents	9-12	75.0	0-0	2-2	4-5	2-4	1-1	53	1

FG Sequence

Team Name	Florida St.	Opponents
LSU	47,(25)	(36),30
Louisville	37,36	(36)
Boston College	(30)	
Wake Forest	29,55	44,(27)
NC State	(47)	(38),(40),(53),(27)
Duquesne	(24),(24)	48
Clemson		(47),(34)

Numbers in parentheses indicate field goal was made

Total Offense

Player	g	plays	rush	pass	total	avg/g
Jordan Travis	7	240	222	1661	1883	269.0
Treshaun Ward	6	72	488	0	488	81.3
Trey Benson	7	54	372	0	372	53.1
Lawrance Toafili	7	53	245	0	245	35.0
Tate Rodemaker	3	26	5	153	158	52.7
Rodney Hill	2	12	72	0	72	36.0
Deuce Spann	6	2	20	0	20	3.3
AJ Duffy	2	4	5	10	15	7.5
Mycah Pittman	7	2	6	0	6	0.9
Wyatt Rector	7	2	4	0	4	0.6
DJ Lundy	7	2	2	0	2	0.3
Darion Williamson	4	1	-3	0	-3	-0.8
Team	7	0	-7	0	-7	-1.0
Total	7	474	1431	1824	3255	465.0
Opponents	7	474	1099	1225	2324	332.0

Punting

Player	no.	yds	avg	lg	tb	fc	i20	50+	blk
Alex Mastromanno	21	881	42.0	53	3	4	6	4	0
Total	21	881	42.0	53	3	4	6	4	0
Opponents	35	1491	42.6	57	0	13	15	9	0

Kickoffs

Player	no.	yds	avg	tb	ob	retn	net	ydln
Ryan Fitzgerald	38	2432	64.0	24	2			
Mac Chiumento	1	65	65.0	1	0			
Total	39	2497	64.0	25	2	10	40.3	24
Opponents	34	2058	60.5	16	2	12	38.3	26

**2022-23 Florida St. Football
Individual Statistics
All games**Page 3/3
as of Oct 17, 2022**All Purpose**

Player	g	rush	rcv	pr	kr	ir	total	avg/g
Trey Benson	7	372	21	0	167	0	560	80.0
Treshaun Ward	6	488	12	0	0	0	500	83.3
Johnny Wilson	7	0	492	0	0	0	492	70.3
Mycah Pittman	7	6	266	98	13	0	383	54.7
Ontaria Wilson	6	0	296	51	0	0	347	57.8
Lawrance Toafili	7	245	88	0	0	0	333	47.6
Jordan Travis	7	222	0	0	0	0	222	31.7
Camren McDonald	7	0	170	0	0	0	170	24.3
Kentron Poitier	7	0	140	0	0	0	140	20.0
Sam McCall	5	0	0	0	106	0	106	21.2
Darion Williamson	4	-3	108	0	0	0	105	26.3
Malik McClain	7	0	91	0	0	0	91	13.0
Markeston Douglas	7	0	82	0	0	0	82	11.7
Rodney Hill	2	72	0	0	0	0	72	36.0
Deuce Spann	6	20	50	0	0	0	70	11.7
Ja'Khi Douglas	1	0	6	0	0	0	6	6.0
Tate Rodemaker	3	5	0	0	0	0	5	1.7
AJ Duffy	2	5	0	0	0	0	5	2.5
Wyatt Rector	7	4	0	0	0	0	4	0.6
DJ Lundy	7	2	0	0	0	0	2	0.3
Preston Daniel	7	0	2	0	0	0	2	0.3
Team	7	-7	0	0	0	0	-7	-1.0
Total	7	1431	1824	149	286	0	3690	527.1
Opponents	7	1099	1225	27	203	75	2629	375.6



2022-23 Florida St. Football
Overall Defense Statistics
All games

Page 1/1
as of Oct 17, 2022

Team Defense

##	Player	gp	Tackles				Sacks	Pass defense			Fumbles		blkd	
			ua	a	tot	tfl/yds	no-yds	int-yds	brup	qbh	fr-yds	ff	kick	saf
10	Jammie Robinson	7	21	30	51	.	.	1-0	3	2
15	Tatum Bethune	7	29	20	49	6.5-14	1-1	.	2	1	1-0	.	.	.
27	Akeem Dent	7	22	18	40	0.5-0	.	.	4
8	Renardo Green	7	28	11	39	1-1	.	.	1
4	Kalen DeLoach	7	22	14	36	4-19	2.5-17	.	5	4
9	Derrick McLendon II	7	11	13	24	3.5-17	3-16	.	.	2	1-15	.	.	.
46	DJ Lundy	7	12	12	24	3-5	1	.	.
5	Jared Verse	6	11	12	23	8.5-42	4-32	.	.	1	.	.	1	.
56	Patrick Payton	7	14	7	21	2-18	2-18	.	1
3	Kevin Knowles II	7	11	6	17	.	.	1-0	2
38	Shyheim Brown	7	9	8	17	2-8	1-7	1	.
28	Brendan Gant	7	10	4	14	1.5-4	1-3	.	1	.	1-0	.	.	.
6	Dennis Briggs Jr.	7	5	8	13	1.5-2	1.5-2	.	1	1
13	Omarion Cooper	6	9	2	11	.	.	1-0
21	Greedy Vance	7	8	3	11	.	.	1-0
12	Jarrett Jackson	6	2	9	11	1
91	Robert Cooper	7	3	7	10	0.5-0
99	Malcolm Ray	7	5	5	10	2-12	2-12	.	.	3
44	Joshua Farmer	7	5	4	9	3-12	1-6
7	Jarrian Jones	7	7	2	9	.	.	.	2
35	Leonard Warner III	7	4	4	8	0.5-0	.	.	.	1
36	Omar Graham Jr.	2	2	4	6
20	Azareye'h Thomas	5	4	2	6	2-2
95	Daniel Lyons	3	1	3	4
33	Amari Gainer	2	1	3	4
19	Wyatt Rector	7	3	1	4	1-0	.	.	.
23	Sidney Williams	5	2	2	4
1	Jarques McClellion	7	1	2	3
0	Fabien Lovett	2	1	1	2
75	Dillan Gibbons	7	1	.	1
90	Bishop Thomas	1	.	1	1
16	Malik Feaster	4	.	1	1
54	Byron Turner, Jr.	4	.	1	1
4	Myciah Pittman	7	1	.	1
45	Preston Daniel	7	1	.	1
11	Sam McCall	5	.	1	1	.	.	.	1
57	Aaron Hester	1	.	1	1
86	Brian Courtney	6	.	1	1
Totals		7	268	224	492	42-156	19-114	4-0	23	16	4-15	1	2	0
Opponents		7	234	246	480	39-141	9-73	5-75	23	31	3-0	3	0	0



2022 FSU FOOTBALL

2022 STATS



2022-23 Florida St. Football Team Game-by-Game All games

Page 1/1
as of Oct 17, 2022

Date	Opponent	Rushing				Receiving				Passing				Kick Returns				Punt Returns				tot off
		no.	yds	td	lg	no.	yds	td	lg	cmp-att-int	yds	td	lg	no.	yds	td	lg	no.	yds	td	lg	
08/27/2022	Duquesne	54	406	6	43	14	232	0	51	14-22-1	232	0	51	2	26	0	14	2	7	0	7	638
09/04/2022	vs LSU	38	132	1	23	20	260	2	39	20-33-0	260	2	39	2	45	0	24	1	0	0	0	392
09/16/2022	at Louisville	37	189	1	46	19	266	4	69	19-27-2	266	4	69	1	21	0	21	2	9	0	5	455
09/24/2022	Boston College	35	180	4	36	19	350	1	72	19-31-0	350	1	72	1	93	1	93	1	18	0	18	530
10/01/2022	Wake Forest	28	112	0	30	23	281	3	28	23-35-0	281	3	28	3	74	0	38	1	34	0	34	393
10/08/2022	at NC State	28	206	1	71	15	181	1	37	15-30-2	181	1	37	1	13	0	13	1	51	0	51	387
10/15/2022	Clemson	34	206	2	25	24	254	2	29	24-42-0	254	2	29	1	14	0	14	2	30	0	31	460
Florida St.		254	1431	15	71	134	1824	13	72	134-220-5	1824	13	72	11	286	1	93	10	149	0	51	3255
Opponents		279	1099	7	40	119	1225	12	59	119-195-4	1225	12	59	10	203	0	69	8	27	0	12	2324

Florida St. Averages

Games	Avg/ rush	Avg/ catch	Pass effic	KR avg	PR avg	All purpose avg/game	Total offense avg/game
7	5.6	13.6	145.5	26.0	14.9	527.1	465.0

Date	Opponent	Tackles				Sacks	Fumble	Pass Defense			blkd	PAT attempts			off			
		ua	a	total	tfl-yds	no-yds	ff	fr-yds	int-yds	qbh	brup	kick	kick	rush	rcv	saf	t/o	pts
08/27/2022	Duquesne	21	34	55	6.0-13	1-6	0	0-0	0-0	0	5	0	5-5	0	0	0	0	47
09/04/2022	vs LSU	49	8	57	6.0-24	4-19	0	2-0	0-0	2	2	2	3-3	0	0	0	0	24
09/16/2022	at Louisville	52	26	78	4.0-19	2-16	1	2-15	1-0	3	4	0	5-5	0	0	0	0	35
09/24/2022	Boston College	28	40	68	6.0-22	3-18	0	0-0	2-0	2	3	0	5-6	0	0	0	7	44
10/01/2022	Wake Forest	47	38	85	9.0-38	4-31	0	0-0	0-0	4	3	0	1-1	0	1	0	0	21
10/08/2022	at NC State	34	48	82	7.0-27	2-12	0	0-0	1-0	4	3	0	2-2	0	0	0	7	17
10/15/2022	Clemson	37	30	67	4.0-13	3-12	0	0-0	0-0	1	3	0	4-4	0	0	0	0	28
Florida St.		268	224	492	42.0-156	19-114	1	4-15	4-0	16	23	2	25-26	0	1	0	14	216
Opponents		234	246	480	39.0-141	9-73	3	3-0	5-75	31	23	0	18-19	0	0	0	27	159

Date	Opponent	Punting										Field Goals			Kickoffs			
		no.	yds	avg	long	blkd	tb	fc	50+	i20	md-att	long	blkd	no.	yds	avg	tb	ob
08/27/2022	Duquesne	1	52	52.0	52	0	0	0	1	1	2-2	24	0	9	580	64.4	5	0
09/04/2022	vs LSU	2	92	46.0	47	0	0	0	0	2	1-2	25	0	5	294	58.8	0	2
09/16/2022	at Louisville	4	173	43.3	52	0	0	0	2	0	0-2	0	0	6	389	64.8	4	0
09/24/2022	Boston College	2	92	46.0	53	0	1	1	1	0	1-1	30	0	8	520	65.0	8	0
10/01/2022	Wake Forest	4	169	42.3	47	0	1	0	0	2	0-2	0	0	4	259	64.8	3	0
10/08/2022	at NC State	6	226	37.7	43	0	1	1	0	1	1-1	47	0	3	195	65.0	2	0
10/15/2022	Clemson	2	77	38.5	40	0	0	2	0	0	0-0	0	0	4	260	65.0	3	0
Florida St.		21	881	42.0	53	0	3	4	4	6	5-10	47	0	39	2497	64.0	25	2
Opponents		35	1491	42.6	57	0	0	13	9	15	9-12	53	1	34	2058	60.5	16	2



2022 FSU FOOTBALL

2022 STATS



2022-23 Florida St. Football Opponents Game-by-Game All games

Page 1/1
as of Oct 17, 2022

		Rushing				Receiving				Passing				Kick Returns				Punt Returns				tot		
Date	Opponent	no.	yds	td	lg	no.	yds	td	lg	cmp	att	int	yds	td	lg	no.	yds	td	lg	no.	yds	td	lg	off
08/27/2022	Duquesne	30	93	0	20	7	71	1	22	7	17	0	71	1	22	4	54	0	17	0	0	0	0	164
09/04/2022	vs LSU	30	139	1	25	25	209	2	22	25	35	0	209	2	22	2	31	0	17	2	-2	0	0	348
09/16/2022	at Louisville	44	252	3	40	21	243	1	55	21	34	1	243	1	55	2	33	0	20	3	14	0	12	495
09/24/2022	Boston College	34	95	0	11	18	140	2	24	18	29	2	140	2	24	0	0	0	0	0	0	0	0	235
10/01/2022	Wake Forest	51	171	2	35	22	234	2	22	22	34	0	234	2	22	0	0	0	0	1	0	0	0	405
10/08/2022	at NC State	46	182	0	19	11	125	1	34	11	23	1	125	1	34	1	16	0	16	2	15	0	8	307
10/15/2022	Clemson	44	167	1	36	15	203	3	59	15	23	0	203	3	59	1	69	0	69	0	0	0	0	370
Opponents		279	1099	7	40	119	1225	12	59	119	195	4	1225	12	59	10	203	0	69	8	27	0	12	2324
Florida St.		254	1431	15	71	134	1824	13	72	134	220	5	1824	13	72	11	286	1	93	10	149	0	51	3255

Opponents Averages

Games	Avg/ rush	Avg/ catch	Pass effc	KR avg	PR avg	All purpose avg/game	Total offense avg/game
7	3.9	10.3	130.0	20.3	3.4	375.6	332.0

Date	Opponent	Tackles				Sacks	Fumble	Pass Defense			blkd	PAT attempts			off			
		ua	a	total	tfl-yds	no-yds	ff	fr-yds	int-yds	qbh	brup	kick	kick	rush	rcv	saf	t/o	pts
08/27/2022	Duquesne	40	44	84	1.0-7	1-7	0	0-0	1-50	1	2	0	1-1	0	0	0	7	7
09/04/2022	vs LSU	46	20	66	2.0-5	0-0	0	1-0	0-0	4	3	0	2-3	0	0	0	6	23
09/16/2022	at Louisville	35	34	69	10.0-46	4-28	0	0-0	2-20	2	2	0	4-4	0	0	0	0	31
09/24/2022	Boston College	29	32	61	5.0-8	0-0	0	0-0	0-0	5	4	0	2-2	0	0	0	0	14
10/01/2022	Wake Forest	30	36	66	6.0-15	1-7	2	1-0	0-0	5	4	0	4-4	0	0	0	7	31
10/08/2022	at NC State	25	32	57	6.0-23	1-10	0	0-0	2-5	8	4	0	1-1	0	0	0	0	19
10/15/2022	Clemson	29	48	77	9.0-37	2-21	1	1-0	0-0	6	4	0	4-4	0	0	0	7	34
Opponents		234	246	480	39.0-141	9-73	3	3-0	5-75	31	23	0	18-19	0	0	0	27	159
Florida St.		268	224	492	42.0-156	19-114	1	4-15	4-0	16	23	2	25-26	0	1	0	14	216

Date	Opponent	Punting										Field Goals			Kickoffs				
		no.	yds	avg	long	blkd	tb	fc	50+	i20	md-att	long	blkd	no.	yds	avg	tb	ob	
08/27/2022	Duquesne	8	301	37.6	48	0	0	2	0	2	0-1	0	0	2	123	61.5	0	0	
09/04/2022	vs LSU	2	87	43.5	56	0	0	0	1	1	1-2	36	1	4	259	64.8	1	0	
09/16/2022	at Louisville	5	232	46.4	55	0	0	1	2	4	1-1	36	0	6	390	65.0	5	0	
09/24/2022	Boston College	7	329	47.0	54	0	0	4	3	4	0-0	0	0	3	146	48.7	0	0	
10/01/2022	Wake Forest	3	115	38.3	39	0	0	1	0	0	1-2	27	0	6	310	51.7	0	1	
10/08/2022	at NC State	6	244	40.7	57	0	0	5	1	3	4-4	53	0	6	375	62.5	4	1	
10/15/2022	Clemson	4	183	45.8	54	0	0	0	2	1	2-2	47	0	7	455	65.0	6	0	
Opponents		35	1491	42.6	57	0	0	13	9	15	9-12	53	1	34	2058	60.5	16	2	
Florida St.		21	881	42.0	53	0	3	4	4	6	5-10	47	0	39	2497	64.0	25	2	

**2022-23 Florida St. Football
Team Game Highs
All games**Page 1/1
as of Oct 17, 2022**Florida St. - Game Highs**

RUSHES	54	Duquesne (08/27/2022)
YARDS RUSHING	406	Duquesne (08/27/2022)
YARDS PER RUSH	7.5	Duquesne (08/27/2022)
TD RUSHES	6	Duquesne (08/27/2022)
PASS ATTEMPTS	42	Clemson (10/15/2022)
PASS COMPLETIONS	24	Clemson (10/15/2022)
YARDS PASSING	350	Boston College (09/24/2022)
YARDS PER PASS	11.3	Boston College (09/24/2022)
TD PASSES	4	at Louisville (09/16/2022)
TOTAL PLAYS	76	Duquesne (08/27/2022)
	76	Clemson (10/15/2022)
TOTAL OFFENSE	638	Duquesne (08/27/2022)
YARDS PER PLAY	8.4	Duquesne (08/27/2022)
POINTS	47	Duquesne (08/27/2022)
SACKS BY	4	Wake Forest (10/01/2022)
	4	vs LSU (N) (09/04/2022)
FIRST DOWNS	33	Duquesne (08/27/2022)
PENALTIES	11	Wake Forest (10/01/2022)
PENALTY YARDS	100	at NC State (10/08/2022)
TURNOVERS	2	at NC State (10/08/2022)
	2	at Louisville (09/16/2022)
PUNTS	6	at NC State (10/08/2022)
PUNTING AVG	52.0	Duquesne (08/27/2022)
LONG PUNT	53	Boston College (09/24/2022)
PUNTS INSIDE 20	2	Wake Forest (10/01/2022)
	2	vs LSU (N) (09/04/2022)
LONG PUNT RETURN	51	at NC State (10/08/2022)

**2022-23 Florida St. Football
Opponent Match Highs
All games**Page 1/1
as of Oct 17, 2022**Opponent - Game Highs**

RUSHES	51	Wake Forest (10/01/2022)
YARDS RUSHING	252	at Louisville (09/16/2022)
YARDS PER RUSH	5.7	at Louisville (09/16/2022)
TD RUSHES	3	at Louisville (09/16/2022)
PASS ATTEMPTS	35	vs LSU (N) (09/04/2022)
PASS COMPLETIONS	25	vs LSU (N) (09/04/2022)
YARDS PASSING	243	at Louisville (09/16/2022)
YARDS PER PASS	8.8	Clemson (10/15/2022)
TD PASSES	3	Clemson (10/15/2022)
TOTAL PLAYS	85	Wake Forest (10/01/2022)
TOTAL OFFENSE	495	at Louisville (09/16/2022)
YARDS PER PLAY	6.3	at Louisville (09/16/2022)
POINTS	34	Clemson (10/15/2022)
SACKS BY	4	at Louisville (09/16/2022)
FIRST DOWNS	28	Wake Forest (10/01/2022)
PENALTIES	11	at Louisville (09/16/2022)
PENALTY YARDS	81	at Louisville (09/16/2022)
TURNOVERS	3	at Louisville (09/16/2022)
PUNTS	8	Duquesne (08/27/2022)
PUNTING AVG	47.0	Boston College (09/24/2022)
LONG PUNT	57	at NC State (10/08/2022)
PUNTS INSIDE 20	4	Boston College (09/24/2022)
	4	at Louisville (09/16/2022)
LONG PUNT RETURN	12	at Louisville (09/16/2022)

**2022-23 Florida St. Football
Individual Game Highs
All games**Page 1/1
as of Oct 17, 2022**Florida St. - Individual Game Highs**

RUSHES	16	Treshaun Ward vs LSU (N) (09/04/2022)
YARDS RUSHING	127	Treshaun Ward vs Duquesne (08/27/2022)
TD RUSHES	2	Trey Benson vs Boston College (09/24/2022)
	2	Treshaun Ward vs Duquesne (08/27/2022)
LONG RUSH	71	Jordan Travis at NC State (10/08/2022)
PASS ATTEMPTS	42	Jordan Travis vs Clemson (10/15/2022)
PASS COMPLETIONS	24	Jordan Travis vs Clemson (10/15/2022)
YARDS PASSING	321	Jordan Travis vs Boston College (09/24/2022)
TD PASSES	3	Jordan Travis vs Wake Forest (10/01/2022)
LONG PASS	72	Jordan Travis vs Boston College (09/24/2022)
RECEPTIONS	7	Johnny Wilson at Louisville (09/16/2022)
	7	Ontaria Wilson vs LSU (N) (09/04/2022)
YARDS RECEIVING	149	Johnny Wilson at Louisville (09/16/2022)
TD RECEPTIONS	2	Mycah Pittman vs Wake Forest (10/01/2022)
	2	Johnny Wilson at Louisville (09/16/2022)
	2	Ontaria Wilson vs LSU (N) (09/04/2022)
LONG RECEPTION	72	Ontaria Wilson vs Boston College (09/24/2022)
PUNTS	6	Alex Mastromanno at NC State (10/08/2022)
PUNTING AVG	52.0	Alex Mastromanno vs Duquesne (08/27/2022)
LONG PUNT	53	Alex Mastromanno vs Boston College (09/24/2022)
PUNTS INSIDE 20	2	Alex Mastromanno vs Wake Forest (10/01/2022)
	2	Alex Mastromanno vs LSU (N) (09/04/2022)
LONG PUNT RETURN	51	Ontaria Wilson at NC State (10/08/2022)
LONG KICKOFF RETURN	93	Trey Benson vs Boston College (09/24/2022)
TACKLES	14	Tatum Bethune at NC State (10/08/2022)
SACKS	2	Jared Verse vs LSU (N) (09/04/2022)
TACKLES FOR LOSS	2.5	Tatum Bethune at NC State (10/08/2022)
	2.5	Jared Verse vs Wake Forest (10/01/2022)
	2.5	Jared Verse vs LSU (N) (09/04/2022)



2022-23 Florida St. Football
Opponent Individual Match Highs
All games

Page 1/1
as of Oct 17, 2022

Opponent - Individual Game Highs

RUSHES	24	Jordan Houston at NC State (10/08/2022)
YARDS RUSHING	127	Malik Cunningham at Louisville (09/16/2022)
TD RUSHES	2	Malik Cunningham at Louisville (09/16/2022)
LONG RUSH	40	Malik Cunningham at Louisville (09/16/2022)
PASS ATTEMPTS	34	Sam Hartman vs Wake Forest (10/01/2022)
	34	Malik Cunningham at Louisville (09/16/2022)
	34	Jayden Daniels vs LSU (N) (09/04/2022)
PASS COMPLETIONS	25	Jayden Daniels vs LSU (N) (09/04/2022)
YARDS PASSING	243	Malik Cunningham at Louisville (09/16/2022)
TD PASSES	3	DJ Uiagalelei vs Clemson (10/15/2022)
LONG PASS	59	DJ Uiagalelei vs Clemson (10/15/2022)
RECEPTIONS	8	A.T. Perry vs Wake Forest (10/01/2022)
YARDS RECEIVING	91	A.T. Perry vs Wake Forest (10/01/2022)
TD RECEPTIONS	2	Jaray Jenkins vs LSU (N) (09/04/2022)
LONG RECEPTION	59	Antonio Williams vs Clemson (10/15/2022)
FIELD GOALS	4	Christopher Dunn at NC State (10/08/2022)
LONG FIELD GOALS	53	Christopher Dunn at NC State (10/08/2022)
PUNTS	7	Michael Berarducci vs Duquesne (08/27/2022)
PUNTING AVG	49.0	Sam Candotti vs Boston College (09/24/2022)
LONG PUNT	57	Shane McDonough at NC State (10/08/2022)
PUNTS INSIDE 20	4	Mark Vassett at Louisville (09/16/2022)
LONG PUNT RETURN	12	Braden Smith at Louisville (09/16/2022)
LONG KICKOFF RETURN	69	Will Shipley vs Clemson (10/15/2022)
TACKLES	14	Drake Thomas at NC State (10/08/2022)
SACKS	2	Myles Murphy vs Clemson (10/15/2022)
TACKLES FOR LOSS	3.5	Myles Murphy vs Clemson (10/15/2022)
INTERCEPTIONS	1	Shyheim Battle at NC State (10/08/2022)
	1	Devan Boykin at NC State (10/08/2022)
	1	Yasir Abdullah at Louisville (09/16/2022)
	1	Rance Conner at Louisville (09/16/2022)
	1	Ryan Webb vs Duquesne (08/27/2022)



2022 FSU FOOTBALL

2022 STATS



2022-23 Florida St. Football Games Played All games

Page 1/2
as of Oct 17, 2022

##	Player	GP-GS	DU	LSU	LOU	BC	WF	NCSU	CU
0	Fabien Lovett	2/2	START	START
0	Ja'Khi Douglas	1/0	XXX
1	Jarques McClellion	7/0	XXX	XXX	XXX	XXX	XXX	XXX	XXX
1	Winston Wright	0/0
3	Trey Benson	7/0	XXX	XXX	XXX	XXX	XXX	XXX	XXX
3	Kevin Knowles II	7/7	START	START	START	START	START	START	START
4	Kalen DeLoach	7/7	START	START	START	START	START	START	START
4	Mycah Pittman	7/5	START	START	START	XXX	START	START	XXX
5	Jared Verse	6/4	START	START	START	...	XXX	XXX	START
5	Deuce Spann	6/0	XXX	XXX	...	XXX	XXX	XXX	XXX
6	Dennis Briggs Jr.	7/3	XXX	XXX	XXX	START	START	START	XXX
6	Keyshawn Helton	2/0	XXX	XXX
7	Jarrian Jones	7/5	START	XXX	START	XXX	START	START	START
8	Renardo Green	7/6	START	START	START	START	XXX	START	START
8	Treshaun Ward	6/6	START	START	START	START	START	START	...
9	Derrick McLendon II	7/6	START	START	START	START	XXX	START	START
9	Lawrance Toafili	7/2	XXX	XXX	XXX	START	XXX	XXX	START
10	Jammie Robinson	7/7	START	START	START	START	START	START	START
10	Aj Duffy	2/0	XXX	XXX
11	Malik McClain	7/2	START	XXX	XXX	XXX	XXX	XXX	START
11	Sam McCall	5/0	XXX	XXX	XXX	XXX	XXX
12	Jarrett Jackson	6/1	XXX	XXX	XXX	START	XXX	XXX	...
12	Joshua Burrell	7/0	XXX	XXX	XXX	XXX	XXX	XXX	XXX
12	Dylan McNamara	0/0
13	Jordan Travis	7/7	START	START	START	START	START	START	START
13	Omarion Cooper	6/3	...	START	XXX	START	START	XXX	XXX
14	Johnny Wilson	7/7	START	START	START	START	START	START	START
15	Tatum Bethune	7/6	START	START	XXX	START	START	START	START
15	Gino English	0/0
16	Malik Feaster	4/0	XXX	XXX	XXX	XXX
18	Travis Jay	0/0
18	Tate Rodemaker	3/0	XXX	...	XXX	XXX
19	Wyatt Rector	7/0	XXX	XXX	XXX	XXX	XXX	XXX	XXX
20	Azareye'h Thomas	5/0	XXX	XXX	XXX	XXX	XXX
21	Darion Williamson	4/0	XXX	XXX	XXX	XXX
21	Greedy Vance	7/0	XXX	XXX	XXX	XXX	XXX	XXX	XXX
22	CJ Campbell	0/0
23	Sidney Williams	5/0	...	XXX	...	XXX	XXX	XXX	XXX
24	Mike Roussos	1/0	XXX
26	Caziah Holmes	0/0
26	Dwayne Wells Jr.	0/0
27	Akeem Dent	7/7	START	START	START	START	START	START	START
28	Brendan Gant	7/0	XXX	XXX	XXX	XXX	XXX	XXX	XXX
29	Alex Mastromanno	7/0	XXX	XXX	XXX	XXX	XXX	XXX	XXX
29	Rodney Hill	2/0	XXX	XXX
30	DJ Daniels	3/0	XXX	XXX	...	XXX
31	Demorie Tate	0/0
32	Stephen Dix, Jr.	0/0
32	Jeremiah Giedrys	0/0
33	Amari Gainer	2/0	XXX	XXX
35	Leonard Warner III	7/1	XXX	XXX	XXX	XXX	START	XXX	XXX
36	Omar Graham Jr.	2/0	XXX	XXX
37	Christian White	0/0
38	Shyheim Brown	7/0	XXX	XXX	XXX	XXX	XXX	XXX	XXX
39	Jaden Floyd	0/0
39	Vance Nicklaus	0/0
40	Jorden McCaslin	0/0
41	Aj Cottrill	1/0	XXX
42	Garrett Murray	0/0
42	Harold Stubbs IV	0/0



2022 FSU FOOTBALL

2022 STATS



2022-23 Florida St. Football
Games Played
All games

Page 2/2
as of Oct 17, 2022

##	Player	GP-GS	DU	LSU	LOU	BC	WF	NCSU	CU
43	Mac Chiumento	2/0	XXX	XXX
44	Joshua Farmer	7/0	XXX	XXX	XXX	XXX	XXX	XXX	XXX
45	Preston Daniel	7/1	XXX	XXX	XXX	XXX	XXX	XXX	START
45	Danj Altine	0/0
46	DJ Lundy	7/0	XXX	XXX	XXX	XXX	XXX	XXX	XXX
47	Jimmy Casey	0/0
48	Jackson West	0/0
49	James Rosenberry	7/0	XXX	XXX	XXX	XXX	XXX	XXX	XXX
51	Chase Oliver	0/0
51	Antavious Woody	0/0
52	Robert Scott, Jr.	5/5	START	START	START	START	START
52	George Wilson, Jr.	1/0	XXX
53	Maurice Smith	6/6	...	START	START	START	START	START	START
54	Kayden Lyles	0/0
54	Byron Turner, Jr.	4/0	XXX	XXX	XXX	XXX
55	Qae'shon Sapp	0/0
55	Ayobami Tifase	0/0
56	Zane Herring	7/0	XXX	XXX	XXX	XXX	XXX	XXX	XXX
56	Patrick Payton	7/0	XXX	XXX	XXX	XXX	XXX	XXX	XXX
57	Aaron Hester	1/0	XXX
58	Bless Harris	1/1	START
58	Emile Aime	0/0
59	Colin King	0/0
64	David Stickle	3/0	XXX	XXX	XXX
65	Rod Orr	0/0
66	Ben Ostaszewski	0/0
67	Thomas Shrader	1/0	XXX
68	LaNard Toney	0/0
69	Kanaya Charlton	1/0	XXX
70	Lloyd Willis	6/0	XXX	XXX	XXX	XXX	XXX	XXX	...
71	D'Mitri Emmanuel	7/7	START	START	START	START	START	START	START
72	Julian Armella	2/0	XXX	XXX
73	Jaylen Early	1/0	XXX
75	Dillan Gibbons	7/7	START	START	START	START	START	START	START
76	Darius Washington	6/3	START	...	XXX	START	START	XXX	XXX
77	Bryson Estes	7/0	XXX	XXX	XXX	XXX	XXX	XXX	XXX
78	Daughtry Richardson	1/0	XXX
79	Jazston Turnetine	7/6	XXX	START	START	START	START	START	START
80	Ontaria Wilson	6/4	...	START	XXX	START	START	START	XXX
82	Carson Pielock	0/0
84	Fernando Padron	0/0
85	Markeston Douglas	7/3	START	XXX	START	XXX	START	XXX	XXX
86	Brian Courtney	6/0	XXX	...	XXX	XXX	XXX	XXX	XXX
87	Camren McDonald	7/5	XXX	START	START	START	XXX	START	START
88	Ryan Fitzgerald	7/0	XXX	XXX	XXX	XXX	XXX	XXX	XXX
88	Kentron Poitier	7/0	XXX	XXX	XXX	XXX	XXX	XXX	XXX
89	Jerrale Powers	0/0
90	Bishop Thomas	1/0	XXX
91	Robert Cooper	7/7	START	START	START	START	START	START	START
92	Liam McCormick	0/0
93	Malakai Menzer	7/0	XXX	XXX	XXX	XXX	XXX	XXX	XXX
94	George Sklavenitis	0/0
95	Daniel Lyons	3/0	XXX	XXX	XXX
96	Dante Anderson	1/0	XXX
97	Aidan Shahriari	0/0
97	Shambre Jackson	0/0
98	Zane Smith	0/0
99	Malcolm Ray	7/4	XXX	XXX	START	XXX	START	START	START
99	Max Larson	0/0



2022-23 Florida St. Football
Red-Zone Results
All games

Page 1/1
as of Oct 17, 2022

Florida St. Inside Opponent Red-Zone

Date	Opponent	Score	Times	Times	Total			Rush	Pass	FGs	Failed to score inside RZ					
			In RZ	Scored	Pts	TDs	TDs	TDs	TDs	Made	FGA	Down	Int	Fumb	Half	Game
08/27/2022	Duquesne	W 47-7	7	7	40	5	5	0	2	2	0	0	0	0	0	0
09/04/2022	vs LSU	W 24-23	4	2	10	1	1	0	1	1	1	0	1	0	0	0
09/16/2022	at Louisville	W 35-31	7	4	28	4	1	3	0	2	0	1	0	0	0	0
09/24/2022	Boston College	W 44-14	5	4	23	3	3	0	1	1	1	0	0	0	0	0
10/01/2022	Wake Forest	L 21-31	4	3	21	3	0	3	0	1	0	0	0	0	0	0
10/08/2022	at NC State	L 17-19	2	2	14	2	1	1	0	0	0	0	0	0	0	0
10/15/2022	Clemson	L 28-34	4	3	21	3	2	1	0	0	1	0	0	0	0	0
Totals 25 of 33 (75.8%)			33	25	157	21	13	8	4	7	3	1	1	0	0	0

Opponents Inside Florida St. Red-Zone

Date	Opponent	Score	Times	Times	Total			Rush	Pass	FGs	Failed to score inside RZ					
			In RZ	Scored	Pts	TDs	TDs	TDs	TDs	Made	FGA	Down	Int	Fumb	Half	Game
08/27/2022	Duquesne	W 47-7	0	0	0	0	0	0	0	0	0	0	0	0	0	0
09/04/2022	LSU	W 24-23	4	3	16	2	1	1	1	2	0	0	0	0	0	0
09/16/2022	Louisville	W 35-31	6	5	31	4	3	1	1	1	0	0	1	0	0	0
09/24/2022	Boston College	W 44-14	2	2	14	2	0	2	0	0	0	0	0	0	0	0
10/01/2022	Wake Forest	L 21-31	6	5	31	4	2	2	1	2	0	0	0	0	0	0
10/08/2022	NC State	L 17-19	4	4	16	1	0	1	3	3	0	0	0	0	0	0
10/15/2022	Clemson	L 28-34	3	3	17	2	1	1	1	1	0	0	0	0	0	0
Totals 22 of 25 (88.0%)			25	22	125	15	7	8	7	9	0	0	1	0	0	0



2022-23 Florida St. Football
By Quarter Statistics
All games

Page 1/1
as of Oct 17, 2022

3rd-Down Conversions

Date	Opponent	Score	Overall	1st Qtr	2nd Qtr	3rd Qtr	4th Qtr	Overtime
08/27/2022	Duquesne	W 47-7	5-10 50.0	2-2 100.0	0-2 0.0	1-2 50.0	2-4 50.0	0-0 0.0
09/04/2022	vs LSU	W 24-23	11-17 64.7	4-5 80.0	2-4 50.0	3-4 75.0	2-4 50.0	0-0 0.0
09/16/2022	at Louisville	W 35-31	6-14 42.9	2-3 66.7	0-4 0.0	2-4 50.0	2-3 66.7	0-0 0.0
09/24/2022	Boston College	W 44-14	5-12 41.7	2-4 50.0	2-5 40.0	1-2 50.0	0-1 0.0	0-0 0.0
10/01/2022	Wake Forest	L 21-31	4-11 36.4	0-2 0.0	2-4 50.0	2-3 66.7	0-2 0.0	0-0 0.0
10/08/2022	at NC State	L 17-19	5-13 38.5	2-5 40.0	2-3 66.7	0-3 0.0	1-2 50.0	0-0 0.0
10/15/2022	Clemson	L 28-34	7-13 53.8	3-5 60.0	0-1 0.0	1-3 33.3	3-4 75.0	0-0 0.0
Florida St.			43-90 47.8	15-26 57.7	8-23 34.8	10-21 47.6	10-20 50.0	0-0 0.0
Opponents			36-96 37.5	6-19 31.6	14-32 43.8	7-20 35.0	9-25 36.0	0-0 0.0

4th-Down Conversions

Date	Opponent	Score	Overall	1st Qtr	2nd Qtr	3rd Qtr	4th Qtr	Overtime
08/27/2022	Duquesne	W 47-7	1-2 50.0	0-0 0.0	0-0 0.0	0-1 0.0	1-1 100.0	0-0 0.0
09/04/2022	vs LSU	W 24-23	0-1 0.0	0-0 0.0	0-1 0.0	0-0 0.0	0-0 0.0	0-0 0.0
09/16/2022	at Louisville	W 35-31	0-0 0.0	0-0 0.0	0-0 0.0	0-0 0.0	0-0 0.0	0-0 0.0
09/24/2022	Boston College	W 44-14	1-3 33.3	1-1 100.0	0-2 0.0	0-0 0.0	0-0 0.0	0-0 0.0
10/01/2022	Wake Forest	L 21-31	1-1 100.0	0-0 0.0	0-0 0.0	0-0 0.0	1-1 100.0	0-0 0.0
10/08/2022	at NC State	L 17-19	0-2 0.0	0-0 0.0	0-1 0.0	0-0 0.0	0-1 0.0	0-0 0.0
10/15/2022	Clemson	L 28-34	1-4 25.0	0-0 0.0	1-2 50.0	0-1 0.0	0-1 0.0	0-0 0.0
Florida St.			4-13 30.8	1-1 100.0	1-6 16.7	0-2 0.0	2-4 50.0	0-0 0.0
Opponents			7-9 77.8	1-1 100.0	2-3 66.7	1-1 100.0	3-4 75.0	0-0 0.0

Time of Possession

Date	Opponent	Score	Overall	1st Qtr	2nd Qtr	3rd Qtr	4th Qtr	Overtime
08/27/2022	Duquesne	W 47-7	35:13	10:47	07:07	08:11	09:08	00:00
09/04/2022	vs LSU	W 24-23	34:06	04:26	11:32	09:22	08:46	00:00
09/16/2022	at Louisville	W 35-31	30:48	08:13	04:21	09:47	08:27	00:00
09/24/2022	Boston College	W 44-14	29:13	06:35	10:34	01:39	10:25	00:00
10/01/2022	Wake Forest	L 21-31	25:28	05:53	05:26	09:35	04:34	00:00
10/08/2022	at NC State	L 17-19	26:36	07:50	09:40	03:03	06:03	00:00
10/15/2022	Clemson	L 28-34	28:46	04:46	10:34	04:11	09:15	00:00
Florida St.			Total 210:10	48:30	59:14	45:48	56:38	00:00
			Avg. 30:01	06:56	08:28	06:33	08:05	00:00
Opponents			Total 209:50	34:22	67:54	48:33	59:01	00:00
			Avg. 29:59	04:55	09:42	06:56	08:26	00:00



2022-23 Florida St. Football
Passing Game-by-Game
All games

Page 1/1
as of Oct 17, 2022

#10 AJ Duffy	Comp	Att	Int	Pct	Yards	TD	Long	Sacked	Effic.
Duquesne	1	1	0	100.0	10	0	10	0-0	184.0
Boston College	0	2	0	0.0	0	0	0	0-0	0.0
Totals	1	3	0	33.3	10	0	10	0-0	61.3

#13 Jordan Travis	Comp	Att	Int	Pct	Yards	TD	Long	Sacked	Effic.
Duquesne	11	15	0	73.3	207	0	51	1-7	189.3
LSU	20	33	0	60.6	260	2	39	0-0	146.8
Louisville	13	17	1	76.5	157	2	41	1-10	181.1
Boston College	16	26	0	61.5	321	1	72	0-0	177.9
Wake Forest	23	35	0	65.7	281	3	28	1-7	161.4
NC State	15	30	2	50.0	181	1	37	1-10	98.3
Clemson	24	42	0	57.1	254	2	29	2-21	123.7
Totals	122	198	3	61.6	1661	11	72	6-55	147.4

#18 Tate Rodemaker	Comp	Att	Int	Pct	Yards	TD	Long	Sacked	Effic.
Duquesne	2	6	1	33.3	15	0	9	0-0	21.0
Louisville	6	10	1	60.0	109	2	69	3-18	197.6
Boston College	3	3	0	100.0	29	0	13	0-0	181.2
Totals	11	19	2	57.9	153	2	69	3-18	139.2



2022-23 Florida St. Football
Rushing/Receiving Game-by-Game
All games

Rushing

Player	No-Yds/TD	DU	LSU	LOU	BC	WF	NCSU	CU
Treshaun Ward	72-488/3	14-127/2	16-49/0	10-126/0	14-48/1	13-87/0	5-51/0	DNP
Trey Benson	54-372/3	11-105/1	6-15/0	10-70/0	10-78/2	4-10/0	6-25/0	7-69/0
Lawrance Toafili	53-245/4	13-101/1	4-9/0	6-20/1	4-12/1	5-13/0	10-22/1	11-68/0
Jordan Travis	42-222/2	4-11/1	8-31/0	2--10/0	1-16/0	6-2/0	7-108/0	14-64/1
Rodney Hill	12-72/1	9-55/1	DNP	DNP	3-17/0	DNP	DNP	DNP
Tate Rodemaker	7-5/0	2-2/0	DNP	4--8/0	1-11/0	DNP	DNP	DNP
Deuce Spann	2-20/0	-	2-20/0	DNP	-	-	-	-
Mycah Pittman	2-6/0	-	1-7/0	1--1/0	-	-	-	-
Wyatt Rector	2-4/0	-	-	1-0/0	-	-	-	1-4/0
DJ Lundy	2-2/2	-	1-1/1	-	-	-	-	1-1/1
AJ Duffy	1-5/0	1-5/0	DNP	DNP	-	DNP	DNP	DNP
Darion Williamson	1--3/0	-	-	1--3/0	-	DNP	DNP	DNP

Receiving

Player	No-Yds/TD	DU	LSU	LOU	BC	WF	NCSU	CU
Johnny Wilson	27-492/3	1-51/0	3-60/0	7-149/2	2-12/0	6-85/1	2-60/0	6-75/0
Mycah Pittman	22-266/3	4-44/0	3-45/0	1-7/0	4-45/0	5-85/2	4-34/1	1-6/0
Ontaria Wilson	19-296/2	DNP	7-102/2	2-38/0	3-85/0	2-16/0	4-57/0	1--2/0
Camren McDonald	12-170/0	-	2-23/0	2-45/0	2-52/0	2-31/0	-	4-19/0
Lawrance Toafili	12-88/0	-	1-10/0	2-9/0	-	-	3-24/0	6-45/0
Malik McClain	7-91/1	1-3/0	-	2-24/1	1-21/0	1-15/0	-	2-28/0
Kentron Poitier	6-140/2	4-84/0	-	-	1-31/1	-	-	1-25/1
Darion Williamson	6-108/0	1-10/0	-	-	5-98/0	DNP	DNP	DNP
Deuce Spann	6-50/0	3-40/0	2-6/0	DNP	-	1-4/0	-	-
Markeston Douglas	5-82/0	-	1-8/0	-	-	2-22/0	-	2-52/0
Trey Benson	5-21/0	-	-	-	1-6/0	2-9/0	2-6/0	-
Treshaun Ward	5-12/0	-	1-6/0	2--8/0	-	2-14/0	-	DNP
Ja'Khi Douglas	1-6/1	DNP	DNP	DNP	DNP	DNP	DNP	1-6/1
Preston Daniel	1-2/1	-	-	1-2/1	-	-	-	-



2022-23 Florida St. Football
Total Tackles Game-by-Game
All games

Page 1/1
as of Oct 17, 2022

Total Tackles

Player	S-A	Total	DU	LSU	LOU	BC	WF	NCSU	CU
Jammie Robinson	21-30	51	2-2	4-0	4-5	1-3	5-8	2-7	3-5
Tatum Bethune	29-20	49	2-2	7-0	6-4	1-3	4-2	7-7	2-2
Akeem Dent	22-18	40	2-0	5-0	5-5	2-1	4-4	3-6	1-2
Renardo Green	28-11	39	2-1	8-0	8-1	1-0	5-4	1-4	3-1
Kalen DeLoach	22-14	36	0-3	5-2	4-1	1-6	4-1	3-1	5-0
DJ Lundy	12-12	24	2-2	0-1	3-1	2-1	2-3	2-3	1-1
Derrick McLendon II	11-13	24	0-1	1-1	3-0	1-4	1-2	2-0	3-5
Jared Verse	11-12	23	1-3	2-1	1-1	DNP	2-2	1-4	4-1
Patrick Payton	14-7	21	1-1	-	1-0	2-1	4-1	4-2	2-2
Kevin Knowles II	11-6	17	3-0	2-0	2-1	0-1	2-1	0-3	2-0
Shyheim Brown	9-8	17	-	1-0	-	1-1	2-2	2-1	3-4
Brendan Gant	10-4	14	0-2	1-0	3-0	4-1	0-1	-	2-0
Dennis Briggs Jr.	5-8	13	0-1	0-1	1-1	1-2	2-1	0-1	1-1
Omarion Cooper	9-2	11	DNP	4-0	-	-	2-1	1-1	2-0
Greedy Vance	8-3	11	0-1	2-0	4-0	1-2	1-0	-	-
Jarrett Jackson	2-9	11	-	1-0	0-2	1-1	0-1	0-5	DNP
Malcolm Ray	5-5	10	0-1	1-0	2-2	-	0-1	1-0	1-1
Robert Cooper	3-7	10	0-1	1-1	1-1	0-2	0-1	-	1-1
Jarrian Jones	7-2	9	1-0	-	1-0	2-0	2-0	-	1-2
Joshua Farmer	5-4	9	1-2	-	-	1-0	2-0	1-1	0-1
Leonard Warner III	4-4	8	-	-	-	1-2	2-1	1-0	0-1
Azareye'h Thomas	4-2	6	0-1	DNP	DNP	2-0	1-0	1-1	-
Omar Graham Jr.	2-4	6	1-3	DNP	DNP	1-1	DNP	DNP	DNP
Wyatt Rector	3-1	4	1-1	1-0	-	-	-	1-0	-
Sidney Williams	2-2	4	DNP	1-0	DNP	1-2	-	-	-
Amari Gainer	1-3	4	1-3	DNP	DNP	DNP	DNP	DNP	-
Daniel Lyons	1-3	4	0-2	DNP	DNP	1-0	0-1	DNP	DNP
Jarques McClellion	1-2	3	1-0	-	-	0-2	-	-	-
Fabien Lovett	1-1	2	-	1-1	DNP	DNP	DNP	DNP	DNP
Preston Daniel	1-0	1	-	-	1-0	-	-	-	-
Dillan Gibbons	1-0	1	-	-	1-0	-	-	-	-
Myciah Pittman	1-0	1	-	-	1-0	-	-	-	-
Malik Feaster	0-1	1	-	-	-	0-1	DNP	DNP	DNP
Byron Turner, Jr.	0-1	1	0-1	-	-	-	DNP	DNP	DNP
Sam McCall	0-1	1	-	-	-	0-1	DNP	DNP	-
Aaron Hester	0-1	1	DNP	DNP	DNP	0-1	DNP	DNP	DNP
Brian Courtney	0-1	1	-	DNP	-	-	-	0-1	-
Bishop Thomas	0-1	1	DNP	DNP	DNP	0-1	DNP	DNP	DNP

**2022-23 Florida St. Football
Sacks Game-by-Game
All games**Page 1/1
as of Oct 17, 2022

Player	UA-A	Total	DU	LSU	LOU	BC	WF	NCSU	CU
Jared Verse	4-0	4	1-6	2-17	-	DNP	1-9	-	-
Derrick McLendon II	3-0	3	-	-	1-5	-	-	1-5	1-6
Kalen DeLoach	2-1	2.5	-	0.5-0	1-11	-	1-6	-	-
Patrick Payton	2-0	2	-	-	-	1-8	1-10	-	-
Malcolm Ray	2-0	2	-	-	-	-	-	1-7	1-5
Dennis Briggs Jr.	1-1	1.5	-	0.5-1	-	-	-	-	1-1
Tatum Bethune	1-0	1	-	1-1	-	-	-	-	-
Brendan Gant	1-0	1	-	-	-	1-3	-	-	-
Shyheim Brown	1-0	1	-	-	-	1-7	-	-	-
Joshua Farmer	1-0	1	-	-	-	-	1-6	-	-

**2022-23 Florida St. Football
Tackles For Loss Game-by-Game
All games**Page 1/1
as of Oct 17, 2022

Player	UA-A	Total	DU	LSU	LOU	BC	WF	NCSU	CU
Jared Verse	7-3	8.5	1.5-7	2.5-17	-	DNP	2.5-12	1.0-5	1.0-1
Tatum Bethune	6-1	6.5	1.0-3	2.0-5	-	-	1.0-1	2.5-5	-
Kalen DeLoach	3-2	4.0	-	1.0-1	2.0-12	-	1.0-6	-	-
Derrick McLendon II	3-1	3.5	-	-	1.0-5	-	0.5-1	1.0-5	1.0-6
Joshua Farmer	3-0	3.0	1.0-1	-	-	-	1.0-6	1.0-5	-
DJ Lundy	3-0	3.0	1.0-1	-	1.0-2	-	1.0-2	-	-
Azareye'h Thomas	2-0	2.0	-	DNP	DNP	2.0-2	-	-	-
Patrick Payton	2-0	2.0	-	-	-	1.0-8	1.0-10	-	-
Malcolm Ray	2-0	2.0	-	-	-	-	-	1.0-7	1.0-5
Shyheim Brown	1-2	2.0	-	-	-	1.5-8	0.5-0	-	-
Dennis Briggs Jr.	1-1	1.5	-	0.5-1	-	-	-	-	1.0-1
Brendan Gant	1-1	1.5	-	-	-	1.5-4	-	-	-
Renardo Green	1-0	1.0	1.0-1	-	-	-	-	-	-
Akeem Dent	0-1	0.5	-	-	-	-	-	0.5-0	-
Leonard Warner III	0-1	0.5	-	-	-	-	0.5-0	-	-
Robert Cooper	0-1	0.5	0.5-0	-	-	-	-	-	-

**Fumbles**

Player	No-Lost	DU	LSU	LOU	BC	WF	NCSU	CU
Jordan Travis	2-1	-	-	-	-	1-1	-	1-0
Treshaun Ward	2-1	-	1-1	-	-	1-0	-	DNP
Trey Benson	1-0	-	-	-	-	1-0	-	-

Fumbles Forced

Player	Number	DU	LSU	LOU	BC	WF	NCSU	CU
DJ Lundy	1	-	-	1	-	-	-	-

Fumbles Recovered

Player	Number	DU	LSU	LOU	BC	WF	NCSU	CU
Derrick McLendon II	1	-	-	1	-	-	-	-
Tatum Bethune	1	-	-	1	-	-	-	-
Wyatt Rector	1	-	1	-	-	-	-	-
Brendan Gant	1	-	1	-	-	-	-	-

**Punt Returns**

Player	No-Yds	DU	LSU	LOU	BC	WF	NCSU	CU
Mycah Pittman	8-98	1-7	1-0	2-9	1-18	1-34	-	2-30
Ontaria Wilson	1-51	DNP	-	-	-	-	1-51	-

Kick Returns

Player	No-Yds	DU	LSU	LOU	BC	WF	NCSU	CU
Sam McCall	6-106	2-26	2-45	1-21	-	DNP	DNP	1-14
Trey Benson	4-167	-	-	-	1-93	3-74	-	-
Mycah Pittman	1-13	-	-	-	-	-	1-13	-

Interceptions Returns

Player	No-Yds	DU	LSU	LOU	BC	WF	NCSU	CU
Kevin Knowles II	1-0	-	-	1-0	-	-	-	-
Jammie Robinson	1-0	-	-	-	-	-	1-0	-
Omarion Cooper	1-0	DNP	-	-	1-0	-	-	-
Greedy Vance	1-0	-	-	-	1-0	-	-	-

Fumble Returns

Player	No-Yds	DU	LSU	LOU	BC	WF	NCSU	CU
Derrick McLendon II	1-15	-	-	1-15	-	-	-	-
Tatum Bethune	1-0	-	-	1-0	-	-	-	-
Wyatt Rector	1-0	-	1-0	-	-	-	-	-
Brendan Gant	1-0	-	1-0	-	-	-	-	-