



GEORGIA TECH[®]
GOLF

2022-23 INFORMATION GUIDE

**Adam Bratton**


Junior • Newburgh, Ind.

**Bartley Forrester**

r-Senior • Gainesville, Ga.

**Connor Howe**

Senior (5th yr) • Ogden, Utah

**Aidan Kramer**

Junior • Oviedo, Fla.

**Christo Lamprecht**

Junior • George, South Africa

**Andy Mao**

Senior • Johns Creek, Ga.

**Brady Rackley IV**

Freshman • Atlanta, Ga.

**Benjamin Reuter**

Sophomore • Naarden, The Netherlands

**Ross Steelman**

Senior • Columbia, Mo.

**Hiroshi Tai**


Freshman • Singapore/Windermere, Fla.

**Aidan Tran**

Freshman • Fresno, Calif.

**Bruce Heppler**

Head Coach

**Devin Stanton**

Assistant Coach

**Jeff Paton**

Volunteer Coach

**Stephanie Swant Tobin**

Director of Operations



Quick Facts

Official Name	Georgia Institute of Technology
Location	Atlanta, Ga.
Founded	1885
Enrollment	43,859
Colors	Old Gold and White
Nicknames	Yellow Jackets, Rambling Wreck
Official Athletics Website	Ramblinwreck.com
Conference	Atlantic Coast (ACC)
President	Dr. Angel Cabrera
Director of Athletics	J Batt
Faculty Athletics Rep.	Dr. Jenna Jordan
Head Coach	Bruce Heppler (28th year) bheppler@athletics.gatech.edu
Assistant Coach	Devin Stanton (4th year) dstanton@athletics.gatech.edu
Director of Operations	Stephanie Swant Tobin (3rd year) sswant@athletics.gatech.edu

Office Phone	(404) 894-0961
Lettermen Returning/Lost	8/2
2022 ACC Finish	Runner-up
2022 NCAA Regional Finish	Co-champion (Columbus, Ohio)
2022 NCAA Finals Finish	T-12th
ACC Championships	18 (1985-91-92-93-94-99-2001-02-06-07-09-10-11-12-14-15-18-19)

NCAA Regional Championships	Five (1991-98-99-2002-14-22)
NCAA Top-8 Finishes	16
Highest NCAA Finish	2nd in 1993, 2000, 2002, 2005
NCAA Finals Appearances	31 (1947-85-86-87-88-89-90-91-92-93-94-95-98-99-2000-01-02-03-04-05-06-07-09-10-11-13-14-15-19-21-22)
All-America Honorees	65

*2020 event cancelled due to COVID-19

Communications / Social Media

Golf contact	Mike Stamus
Phone	404-218-9723 (cell) / 404-894-5445 (ofc)
E-Mail	mstamus@athletics.gatech.edu
Official website	www.ramblinwreck.com
Twitter	@GTGolf
Instagram	georgiatechgolf
Facebook	www.facebook.com/GeorgiaTechGolf

2021-22 National Rankings (final)

Golfstat	11
Golfweek/Sagarin Index	10 (strength of schedule = 20)
Head-to-Head	138-36-6
vs. Top 100	116-36-6
vs. Top 50	77-35-6
vs. Top 25	34-30-2

Individuals	Golfstat	GW/Sagarin	WAGR	Scratch
Bartley Forrester	81	69	181	143
Connor Howe	85	86	90	63
Christo Lamprecht	27	27	68	54
Benjamin Reuter	283	202	156	392
Ben Smith	416	326	271	357
Ross Steelman	141	114	30	38

#All rankings as of 6/3/2022

GEORGIA TECH GOLF INFORMATION



2022-23 GEORGIA TECH GOLF TEAM

From left: Assistant coach Devin Stanton, Andy Mao, Hiroshi Tai, Benjamin Reuter, Ross Steelman, Christo Lamprecht, Aidan Kramer (seated), Connor Howe (driver's seat), Adam Bratton (seated), Bartley Forrester (rumble seat), Brady Rackley IV, Aidan Tran, head coach Bruce Heppler.

2022-23 Roster

Name	Ht.	Wt.	Cl.	Hometown (Previous School)	Major
Adam Bratton	5-9	157	Jr.	Newburgh, Ind. (Castle HS)	Business Administration
Bartley Forrester	6-5	188	r-Sr.	Gainesville, Ga. (North Hall HS)	Business Administration
Connor Howe	6-2	173	Sr.*	Ogden, Utah (Weber HS)	Business Administration
Aidan Kramer	5-11	165	Jr.	Oviedo, Fla. (Hagerty HS)	Industrial Engineering
Christo Lamprecht	6-8	220	Jr.	George, South Africa (Outeniqua HS)	Business Administration
Andy Mao	6-0	176	Sr.	Johns Creek, Ga. (Johns Creek HS)	Industrial Engineering
Brady Rackley IV	6-4	215	Fr.	Atlanta, Ga. (The Lovett School)	Industrial Engineering
Benjamin Reuter	6-3	186	So.	Naarden, The Netherlands (Caland Lyceum HS)	Business Administration
Ross Steelman	6-5	160	Sr.	Columbia, Mo. (Rock Bridge HS/Missouri)	History, Technology & Society
Hiroshi Tai	5-10	165	Fr.	Singapore (Windermere [Fla.] Prep)	Business Administration
Aidan Tran	6-1	165	Fr.	Fresno, Calif. (Clovis North HS)	Business Administration

*5th year senior

Head Coach: Bruce Heppler (Brigham Young, 1985), 27th year

Assistant Coach: Devin Stanton (Georgia Tech, 2015), 3rd year

Volunteer Coach: Jeff Paton (Georgia state, 1985), 2nd season

Lamprecht = "LAMP-wreckt" Mao = rhymes with "wow" Reuter = "ROO-ter" Hiroshi Tai = huh-ROW-shee TIE

2022-23 Schedule

Sept. 9-11	Maui Jim Intercollegiate, Scottsdale, Ariz. (Mirabel Golf Club)
Sept. 26-27	Inverness Intercollegiate, Toledo, Ohio (Inverness Club)
Oct. 3-4	Ben Hogan Collegiate Invitational, Fort Worth, Texas (Colonial Country Club)
Oct. 21-23	Golf Club of Georgia Collegiate Invitational, Alpharetta, Ga. (Golf Club of Georgia)
Feb. 8-10	Amer Ari Intercollegiate, Waimea, Hawaii (Hapuna Golf Course)
Feb. 19-21	Watersound Intercollegiate, Panama City, Fla. (Watersound Club)
Feb. 26-28	Southern Highlands Collegiate, Las Vegas, Nev. (Southern Highlands Golf Club)
March 19-21	Linger Longer Invitational, Greensboro, Ga. (Great Waters Golf Course)
Mar. 30-April 1	The Goodwin, Stanford, Calif. (Stanford Golf Course)
Apr. 21-24	ACC Championship, Pinehurst, N.C. (Country Club of North Carolina, Dogwood Course)
May 15-17	NCAA Regionals, site TBA
May 26-31	NCAA Championship, Scottsdale, Ariz. (Grayhawk Golf Club, Raptor Course)

TECH GOLF NOTEBOOK

Quick 2022-23 Preview

Georgia Tech's golf team, preseason ranked No. 3 by Golf Channel and No. 4 by Golfweek magazine, opens its 2021 fall schedule this weekend with the Maui Jim Intercollegiate in Scottsdale, Ariz. The tournament kicks off a four-event fall slate that will take the Yellow Jackets to Arizona, Texas, Ohio and back home to Atlanta.

Head coach Bruce Heppler's 28th Tech team returns all five starters from the unit that finished 12th at last year's NCAA Championship at Grayhawk Golf Club in Scottsdale, led by a trio of seniors in Bartley Forrester (Gainesville, Ga.), Connor Howe (Ogden, Utah) and Ross Steelman (Columbia, Mo.), and junior Christo Lamprecht (George, South Africa), a pre-season All-America selection.

Forrester, Howe and Lamprecht made the All-Atlantic Coast Conference team last spring, and along with Steelman are ranked among the top 100 amateurs in the world according to the World Amateur Golf Ranking.

Heppler has assembled one of his most experienced teams, utilizing three seniors in Forrester, Howe and Steelman along with Lamprecht, a junior. The quartet combined for 19 top-10 finishes a year ago, with Lamprecht and Steelman leading the way with six each. Forrester, who captured the team's only individual title with a share of first place at The Calusa Cup, had four top-10 finishes and was low Yellow Jacket at the NCAA Championship (15th place). Their scoring averages ranged from 70.22 for Lamprecht to 71.82 for Steelman.

Depth comes from sophomore Benjamin Reuter (Naarden, The Netherlands) who was a regular with 29 rounds last season as a freshman, senior Andy Mao (Johns Creek, Ga.) and juniors Adam Bratton (Newburgh, Ind.) and Aidan Kramer (Oviedo, Fla.). Mao won the Southeastern Amateur and Kramer the Rice Planters Amateur over the summer. Bratton and Kramer will compete in Arizona this weekend.

Heppler added three freshmen, two of whom are pushing for playing time right from the beginning in Hiroshi Tai (Singapore) and Aidan Tran (Fresno, Calif.). Tai ranked as high as No. 45 in the U.S. junior rankings prior to his high school graduation and his mandatory 22-month military service for his home country, and Tran was No. 39 when he graduated high school in May. Both will compete in Arizona this weekend.

Jackets Earn top-10 Final 2021-22 Rank

Georgia Tech won five times in 12 tournaments, including a share of the title at the NCAA Columbus Regional. Tech won the Maui Jim Intercollegiate and the Hamptons Intercollegiate in the fall, and added titles in the Watersound Invitational and The Calusa Cup this spring, elevating the Yellow Jackets to No. 11 in the Golfstat rankings and to No. 10 in the Golfweek/Sagarin Index.

At the ACC Championship, Tech finished second in stroke play and advanced to the championship match, where they fell to Wake Forest, 3-2. The final and deciding individual match went to the 21st hole, where freshman Benjamin Reuter (Naarden, The Netherlands) lost to Alex Fitzpatrick.

Four Tech players were listed among the nation's top 110 players according to the Golfstat. At No. 26, sophomore **Christo Lamprecht** (George, South Africa) held the highest Golfstat ranking among the Yellow Jackets with six top-10 finishes, including a tie for third at the ACC Championship. Junior **Bartley Forrester** (Gainesville, Ga.), ranked No. 107, captured a share of medalist honors at The Calusa Cup and logged four top-10 finishes. Junior **Ross Steelman** (Columbia, Mo.) had six top-10s, four of them in the spring, including a runner-up performance at the Columbus Regional, and was ranked No. 109. Junior **Connor Howe** (Ogden, Utah), ranked No. 84, had three top-10s in 2021-22, including a tie for seventh at Columbus. Each of the Jackets in Arizona except sixth-man **Ben Smith** (Novi, Mich.) had at least one top-10 finish this year, all but Reuter and Smith have at least three.

Tee Shots

- Three Georgia Tech players won amateur events over the summer - Aidan Kramer (Rice Planters Amateur), Bartley Forrester (Monroe Invitational) and Andy Mao (Southeastern Amateur).

- Three Tech players competed in the U.S. Amateur and all advanced to match play. Christo Lamprecht finished sixth in the 36-hole stroke play qualifier and advanced to the round of 32 in match play. Bartley Forrester and Ross Steelman each tied for 39th in stroke play, with Forrester advancing to the round of 32 while Steelman lost his round of 64 match.

- Three Tech players competed for their home countries in the World Amateur Team Championship - Christo Lamprecht for South Africa, Benjamin Reuter for the Netherlands and Hiroshi Tai for Singapore.

- Tech played in the NCAA Championship for the 30th time since 1985, a number eclipsed by only four other programs in Division I.

- Tech's five tournament wins are fourth-most in program history.

- Tech's team stroke average of 281.59 (-3.59 in relation to par) was the third-best in program history.

- All five Tech starters at the NCAA Championship had stroke averages of 72.00 or better, led by Lamprecht's 70.22, which is the third-lowest season average in program history.

- Tech compiled a 36-32-2 mark head-to-head against the nation's top 20 teams, according to Golfstat (34-30-2 against the top 25 according to the Golfweek/Sagarin Index), and was 77-35-6 against teams in the top 50, according to the Golfweek/Sagarin Index.

- Tech's five NCAA Championship starters combined for 20 top-10 finishes.

- Tech's 27 par-or-better team rounds tied for most in program history.

- Tech's 676 total birdies were the Jackets' most since records have been kept (1999-00 to present).

- Tech may have fielded one of the tallest teams in collegiate golf, with Christo Lamprecht at 6-foot-8, Bartley Forrester and Ross Steelman at 6-5 each, freshman Benjamin Reuter at 6-3 and Connor Howe at 6-2.

- Only No. 3 Vanderbilt (seven wins), No. 1 Oklahoma (six wins) and No. 9 Washington (six wins) had more wins than Georgia Tech's five. Kansas was the only other college team to win as many as five.

- Lamorecht finished as Georgia Tech's highest ranked player in the Golfstat rankings at No. 27, and two others were in the top 110 - Forrester at No. 81 and Howe at No. 85.

- All five Tech starters at the NCAA Championship posted stroke averages of 72.00 or better, led by Lamprecht's 70.22, and Smith averaged 73.04 over 23 rounds.

Tech Lands 3 on All-ACC Team

Georgia Tech's **Christo Lamprecht**, **Bartley Forrester** and **Connor Howe** were named to the All-Atlantic Coast Conference Men's Golf Team for 2022.

The Tech trio are among fifteen student-athletes who were honored on the all-conference team, each making the team for the first time in his career.

Lamprecht (ranked No. 28 in Golfstat and No. 25 in the Golfweek/Sagarin ratings) and Forrester (No. 85 Golfstat, No. 69 Sagarin) each made the team automatically via their average national ranking. Howe, ranked No. 87 in Golfstat and No. 92 in Golfweek/Sagarin, earned his way onto the team via a vote of the ACC's 12 coaches.

The trio has been the core of a Yellow Jackets' team that has won four tournaments in 2021-22, finished as the runner-up in the ACC Championship and is ranked No. 11 in the nation. Each has started all 10 tournaments this year, and they have combined for 12 top-10 individual finishes.

Lamprecht, a sophomore from George, South Africa, has finished in the top-10 of six tournaments, most recently tying for

ACC Men's Golf Titles (since 1954)

Wake Forest	19
GEORGIA TECH	16-2
North Carolina	10-1
Clemson	10-1
Duke	8
Florida State	1
NC State	0-1
Virginia Tech	0-1
Maryland	0-1
South Carolina	0-1
<i>(outright-shared)</i>	

ACC Men's Golf Titles (by coach)

Jesse Haddock, WF	15
Bruce Heppler, GT	11-2
Larry Penley, CU	9-1
Devon Brouse, NC	6
Puggy Blackmon, GT	5
Ellis Hagler, DU	5
Bones McKinney, WF	3
Chuck Erickson, NC	2
Jamie Green, DU	2
Trey Jones, FS	1
Ed Kenney, NC	1
Mike McLeod, NC	1
Rod Myers, DU	1
Bobby Robinson, CU	1
Jerry Haas, WF	1
Frank Cronin, MD	0-1
Jay Hardwick, VT	0-1
John Inman, UNC	0-1
Frank Johnson, SC	0-1
Richard Sykes, ST	0-1
<i>(outright-shared)</i>	

ACC Individual Champions (by school)

Wake Forest	22
North Carolina	14
GEORGIA TECH	10-1
Clemson	8
Duke	6
NC State	6
Virginia	4
Maryland	3
Florida State	2
Louisville	1-1
Virginia Tech	0-1
<i>(outright-shared)</i>	

NCAA Championship Finals Appearances - 1985 to present

Oklahoma State	36
Arizona State	34
Florida	33
Texas	33
GEORGIA TECH	31
Clemson	29
Oklahoma	28
Georgia	27
Southern California	26
Arizona	25
Wake Forest	25
North Carolina	25
UCLA	22

TECH GOLF NOTEBOOK

third place in ACC Championship stroke play and winning both of his matches in the match play championship. Forrester, a junior from Gainesville, Ga., was co-medalist in The Calusa Cup in early April and has earned three other top-10 finishes this year. Howe, a junior in his fourth year as a Yellow Jacket, has two top-10 finishes and five other top-20 showings. All three have stroke averages under 71.

This is the 26th time since 1985 that Tech has had multiple players make the All-ACC team, and the 13th time that three or more Yellow Jackets have made the team. The selections bring to 40 the number of different Tech golfers who have made the All-ACC team at least once during their careers. Tech's 77 all-time All-ACC selections trail only Clemson (88) and Wake Forest (86), who are charter members of the conference.

Tech's NCAA Championship History

Georgia Tech has reached the NCAA Championship finals 30 times since 1985 (31 times in program history), which is tied for fifth most in that time period behind Oklahoma State (36), Arizona State (34), Florida (33) and Texas (33).

Tech has posted 16 top-8 finishes in the NCAA Championship, 11 of those since Bruce Heppler became the head coach.

The Yellow Jackets have qualified for match play four times since the advent of the stroke-play/match-play format in 2009, finishing third in 2010, second in 2011, second in 2013, fifth in 2014.

Tech lost to the eventual champion three times in its four appearances in match play - Augusta State by the score of 3-2 in the quarterfinals in 2010 and 2011 and to Alabama (3-0-2) in 2013.

Tech has been the runner-up in the NCAA Championship four times (1993, 2000, 2002 and 2005, all before the introduction of match play). Only Oklahoma State, which has 18, Texas (6) and Purdue (5) have more.

In 1993 and 2002, the Yellow Jackets led after 54 holes, but finished second by one shot to Florida in 1993, and by four shots to Minnesota in 2002.

In 2000, the Yellow Jackets rallied to tie Oklahoma State after 72 holes, but lost to the Cowboys on the first hole of a playoff. Tech and OSU matched the lowest 72-hole team score in NCAA Championship history (36-under-par 1,116) at the Grand National Lake Course in Opelika, Ala. In 2005, Tech finished 11 shots behind Georgia, and seven shots ahead of third-place Washington.

Three Tech players have won national collegiate championships. Troy Matteson did it most recently in 2002 at Ohio State. Watts Gunn (1927) and Charlie Yates (1934) won national titles under a match play format before the NCAA took sponsorship of the championship in 1939.

Tech and NCAA Match Play

The 2009 NCAA Championship featured a new twist with the team championship determined via match play. The top eight teams after 54 holes of stroke play advance to a match play tournament format.

The NCAA added a fourth round of stroke play in 2016 for the top 15 teams and nine individuals not on those teams, after which the national individual champion and the top eight teams for match play will be determined.

Match play is a format that Bruce Heppler has supported vigorously. Under Heppler, Georgia Tech finished in the top eight of the NCAA Finals seven times in 10 tries under the 72-hole, stroke-play format. Tech is one of only two teams (Oklahoma State is the other) to have advanced to match play four times in the six years the current format has been in effect.

In the stroke-play/match play era, the Yellow Jackets have finished 10th, third, second, second and fifth, respectively, in the stroke-play portion the NCAA Championship in five tries (Tech did not advance out of its regional in 2012 or 2016). Tech lost to the eventual national champion three of the four times it has

qualified for match play (Augusta State in the 2010 and 2011 quarterfinals, Alabama in the 2013 semifinals).

Tech has had success in other match-play events in recent years, reaching the finals of the Callaway Collegiate Match Play Championship four times in six appearances.

Georgia Tech Match Play History

While match play in college golf may be infrequent, Georgia Tech is no stranger to it, having participated in 10 regular season match play events since 2000, as well as three times since the NCAA added match play to determine its champion, and once in the two years the Atlantic Coast Conference has implemented it as part of its format. Here is a history of Tech's participation.

Tech has a 25-13 record in match play since 2000, including a 1-4 mark in NCAA Championship matches and a 1-1 record in the ACC Championship.

2022 ACC Championship - d. Florida State, 3-2, l. Wake Forest, 3-2

2019 Cypress Point Classic - d. California, 2-0, d. UCLA, 2-0, d. Duke, 5-1

2018 Jack Nicklaus Invitational - d. Kent State 3.5-2.5, d. South Carolina, 4-2

2017 Cypress Point Classic - d. Georgia, 8.5-3.5, d. Stanford, 8-4, l. Southern California, 19.5-4.5

2016 FarmLinks Collegiate Match Play Championship - l. Vanderbilt, 4-1-1, l. Alabama, 3-2-1

2014 NCAA Championship - l. Oklahoma State, 4-0-1

2014 Capital City Club Match Play Championship - d. Auburn, 4-2, d. Georgia, 5-1

2013 NCAA Championship - d. UNLV 3-2 (quarterfinals), l. Alabama* 3-0-2 (semifinals)

2013 regular season - l. South Carolina 3-2-1, l. TCU 3-2-1

2011 NCAA Championship - l. Augusta State* 3-2

2010 NCAA Championship - l. Augusta State* 3-2

2008 Callaway Golf Collegiate Match Play - d. Texas 4-1, d. Georgia 3-2, d. South Carolina 3-2, l. UCLA 4-1

2006 Hooters Collegiate Match Play - d. Missouri 5-0, d. Arizona State 3-1-1, d. Stanford 3-1-1, l. Georgia 3-2

2005 Hooters Collegiate Match Play - d. Penn State 3-2, d. Arizona 4-1, d. Texas 3-0-2, l. Oklahoma State 4-0-1

2004 Hooters Collegiate Match Play - d. USC 3-2, d. Georgia 3-2, l. Florida 3-1-1, d. Oklahoma State

2000 CGF National Intercollegiate Match Play - d. Texas 2.5-2.5 (won playoff), d. Georgia 3-2, l. Arizona 3-2

*won national championship

Tech in NCAA Regional Competition

Georgia Tech has advanced through an NCAA regional 26 times in 31 tries, and all but four times since the NCAA went to a six-regional qualifying format in 2009. Head coach Bruce Heppler's teams have won six regional tournaments overall, two of them shared titles, most recently in 2021, when the Yellow Jackets tied Oklahoma State.

The NCAA began using regional qualifying tournaments in 1989, first with the 81 teams split among three sites (27 teams each), then among six sites with either 13 or 14 teams each beginning in 2009. Since the NCAA went to six regional sites in 2009, Tech has advanced to the championship finals seven times - third in 2009 (Bowling Green, Ky.), third in 2010 (Milton, Ga.), tied for third in 2011 (Radford, Va.), fourth in 2013 (Tallahassee, Fla.), first in 2015 (Raleigh, N.C.), fourth in 2019 (Pullman, Wash.) and third in 2021 (Tallahassee, Fla.). No NCAA championship events were held in 2020 due to COVID-19.

Tech's first four victories all occurred in 27-team regionals in 1991 (New Haven, Conn.), 1998 (Daufuskie Island, S.C.), 1999 (Providence, R.I.) and 2002 (Roswell, Ga., tied with Clemson). The 2014 win in Raleigh and the 2021 victory in Columbus occurred in a 13-team field.

Tech's ACC Championship History

Georgia Tech has won 18 ACC men's golf championships, putting the Yellow Jackets one behind Wake Forest for the most titles in conference history. Tech's titles have all come from 1985 to the present. Before the Demon Deacons outlasted the Jackets in the championship match in 2022, Wake Forest's most recent title came in 1989.

Tech has won the ACC Championship 10 times in the last 16 years, most recently in 2019. The 2020 ACC Tournament was not held after the 2020 spring season was cut short due to COVID-19.

Tech has won 13 of its conference titles under current head coach Bruce Heppler, 11 of those outright (1999, 2001, 2002, 2009, 2010, 2011, 2012, 2014, 2015, 2018, 2019) and two shared (2006, 2007). The Yellow Jackets won five championships (1985, 1991, 1992, 1993, 1994) under previous head coach Puggy Blackmon.

Twelve of Tech's ACC titles have been won at the Old North State Club in New London, N.C., site of the event 22 of the last 26 years. The first occurred in 1999 by 10 strokes over North Carolina and Duke. Tech won its 2018 crown without an individual finishing higher than 12th place.

Georgia Tech has produced 10 ACC individual champions, including Bob McDonnell (1985), David Duval (1991, 1993), Mikko Rantanen (1994), Bryce Molder (2000), Cameron Tringale (2006), Chesson Hadley (2010), Paul Haley (2011), Albertson (2013, 2015) and Ollie Schniederjans (2014). Albertson and Duval are among five ACC players.

Jackets to Add 3 for 2022-23

Georgia Tech's golf program signed three prospective student-athletes to letters-of-intent during the November signing period, a pair of top-100 junior players in **Hiroshi Tai** of Singapore by way of Windermere, Fla., and **Aidan Tran** of Fresno, Calif., as well as an Atlanta-area prospect in **Brady Rackley**.

Tai, who served a two-year stint in the Singapore navy following high school graduation, enrolled at Tech in January, while Tran and Rackley will join the program next fall.

Ranked as high as No. 45 in his high school graduation year of 2020, Tai rose as high as No. 40 in the Junior Golf Scoreboard (No. 11 in his class), and No. 521 in the World Amateur Golf Ranking.

Ranked as high as No. 51 in the Class of 2022 according to the American Junior Golf Association, Tran scored three victories and seven other top-10 finishes in AJGA events since 2018. He is ranked No. 22 in his class in the Golfweek/Sagarin Boys Index, and No. 43 by the Junior Golf Scoreboard.

A four-year varsity player, Rackley led The Lovett School to both state and region championships while finishing second as an individual in the state championship last spring (2021).

Tech Golf APR Perfect Again

Bruce Heppler's golf program again earned a perfect four-year APR score of 1000 for the four-year period ending in the 2020-21 academic year in the NCAA's survey announced in May. The Yellow Jackets have earned a perfect four-year score every year since its inception in 2006, and has also received an APR Public Recognition Award every year. Among Power 5 conferences, Tech is one of two men's golf teams and 12 programs overall that have achieved the feat. Tech has scored a perfect 1,000 in the single-year APR for 18 straight years.

APR is an annual scorecard of academic achievement calculated for all Division I sports teams. It measures eligibility, graduation and retention each semester or academic term and provides a clear picture of the academic performance for each team in every sport.

2021-22 STATISTICS AND RESULTS

Player	Rounds	Strokes	Low Tour. 54-holes	Low Round	Par/- Rounds	# Evnts	Finish Top			Rel. To Par	Average	-----CAREER-----			
							1	5	10			Rounds	Strokes	LowRnd	W-L W-L% Average
Aidan Kramer	6	417	207	67	5	2	-	-	-	-2	69.50	6	417	67	115-48 .706 69.50
Christo Lamprecht	37	2598	194	63	28	12	1	4	6	-1	70.22	65	4602	63	1521-341 .817 70.80
Bartley Forrester	37	2623	197	63	21	12	1	2	4	E	70.89	69	4970	63	1321-658 .668 72.03
Connor Howe	37	2634	204	65	23	12	-	-	3	E	71.19	113	8157	65	2069-1152 .642 72.19
Ross Steelman	34	2442	199	62	18	11	-	3	6	E	71.82	34	2442	62	607-310 .662 71.82
Benjamin Reuter	29	2088	210	68	15	10	-	1	1	+1	72.00	29	2088	68	447-334 .572 72.00
Andy Mao	9	650	213	68	4	3	-	-	-	+1	72.22	24	1774	68	319-369 .464 73.92
Luka Karaulic	3	217	217	68	1	1	-	-	-	E	72.33	18	1335	68	225-287 .439 74.17
Ben Smith	23	1680	206	63	11	8	-	-	-	+2	73.04	60	4407	63	801-740 .520 73.45
Adam Bratton	3	222	222	73	-	1	-	-	-	+2	74.00	6	445	73	64-129 .332 74.17
FOUR-PLAYER TEAM	37	10419	796	262	126	12	1	10	20	-4	281.59				

Tournament	Dates	Rounds	Place	Teams	Players	+/-	Score	W-L
Maui Jim Intercollegiate	9/10-12/2021	3	1	14	90	-44	796	13-0
Winston Memorial Classic	9/27-28/2021	3	5	14	84	-5	847	9-4
Hamptons Intercollegiate	10/4-5/2021	3	1	12	72	-4	860	11-0
Golf Club of Georgia Collegiate	10/22-24/2021	3	6	15	75	-14	850	9-5
Amer Ari Intercollegiate	2/3-5/2022	3	7	19	115	-28	836	12-6
Watersound Invitational	2/20-22/2022	3	1	14	72	-15	849	13-0
Southern Highlands Collegiate	2/27-3/1/2022	3	5	15	84	-19	845	10-4
The Goodwin	3/24-26/2022	3	6	28	147	-11	829	22-5
The Calusa Cup	4/3-5/2022	3	1	9	45	-8	856	8-0
Atlantic Coast Conference Championship (stroke play)	4/22-25/2022	3	2	12	60	-26	838	10-1
Match play semifinals: def. Florida State 3.5-1.5; Finals: lost to Wake Forest, 3-2								
NCAA Columbus Regional	5/16-18/2022	3	1	13	75	-10	842	12-0
NCAA Championship (stroke play)	5/27-30/2022	4	12	30	156	+51	1171	18-11

Team low rounds

1.	-18	Maui Jim Intercollegiate, 9/10-12/2021 (2nd round)
2.	-16	Maui Jim Intercollegiate, 9/10-12/2021 (1st round)
3.	-15	Atlantic Coast Conference Championship, 4/22-25/2022 (2nd round)
4.	-14	Amer Ari Intercollegiate, 2/3-5/2022 (1st round)
5.	-13	NCAA Columbus Regional, 5/16-18/2022 (2nd round)
6.	-12	Hamptons Intercollegiate, 10/4-5/2021 (3rd round)
	-12	Southern Highlands Collegiate, 2/27-3/1/2022 (1st round)
8.	-11	Watersound Invitational, 2/20-22/2022 (2nd round)
9.	-10	Maui Jim Intercollegiate, 9/10-12/2021 (3rd round)
	-10	Amer Ari Intercollegiate, 2/3-5/2022 (3rd round)

Player low rounds

1.	-8	Ross Steelman	Maui Jim Intercollegiate, 9/10-12/2021 (1st round)
2.	-7	Ben Smith	Maui Jim Intercollegiate, 9/10-12/2021 (2nd round)
	-7	Christo Lamprecht	Maui Jim Intercollegiate, 9/10-12/2021 (2nd round)
	-7	Bartley Forrester	Maui Jim Intercollegiate, 9/10-12/2021 (3rd round)
	-7	Christo Lamprecht	Southern Highlands Collegiate, 2/27-3/1/2022 (1st round)
6.	-6	Bartley Forrester	Maui Jim Intercollegiate, 9/10-12/2021 (1st round)
	-6	Ross Steelman	Hamptons Intercollegiate, 10/4-5/2021 (3rd round)
	-6	Ross Steelman	Amer Ari Intercollegiate, 2/3-5/2022 (3rd round)
	-6	Bartley Forrester	The Calusa Cup, 4/3-5/2022 (1st round)
	-6	Christo Lamprecht	Atlantic Coast Conference Championship, 4/22-25/2022 (2nd round)
11.	-5	Christo Lamprecht	Maui Jim Intercollegiate, 9/10-12/2021 (1st round)
	-5	Connor Howe	Maui Jim Intercollegiate, 9/10-12/2021 (3rd round)
	-5	Christo Lamprecht	Amer Ari Intercollegiate, 2/3-5/2022 (1st round)
14.	-4	Christo Lamprecht	Maui Jim Intercollegiate, 9/10-12/2021 (3rd round)
	-4	Bartley Forrester	The Goodwin, 3/24-26/2022 (1st round)
	-4	Ben Smith	Winston Memorial Classic, 9/27-28/2021 (2nd round)
	-4	Ross Steelman	NCAA Columbus Regional, 5/16-18/2022 (2nd round)
	-4	Aidan Kramer	Golf Club of Georgia Collegiate, 10/22-24/2021 (1st round)
	-4	Luka Karaulic	Golf Club of Georgia Collegiate, 10/22-24/2021 (3rd round)
	-4	Benjamin Reuter	Amer Ari Intercollegiate, 2/3-5/2022 (1st round)
	-4	Bartley Forrester	Watersound Invitational, 2/20-22/2022 (2nd round)
	-4	Ross Steelman	Watersound Invitational, 2/20-22/2022 (3rd round)
	-4	Christo Lamprecht	Atlantic Coast Conference Championship, 4/22-25/2022 (3rd round)
24.	-3	30 times	

2021-22 Team and Individual Bests

Low Individual 18-hole Score/Relation to Par:

-8 (62), Ross Steelman, Maui Jim Intercollegiate, 9/10-12/2021 (1st round)

Low Individual 54-hole Score: 194 (-16), Christo Lamprecht, Maui Jim Intercollegiate, 9/10-12/2021

Low Individual 54-hole Score/Relation to Par: -16 (194), Christo Lamprecht, Maui Jim Intercollegiate, 9/10-12/2021

Low Team 18-hole Score in Relation to Par: 262 (-18), Maui Jim Intercollegiate, 9/11/2021 (2nd round)

Low Team 54-hole Score: 796 (-44), Maui Jim Intercollegiate, 9/10-12/2021

Low Team 54-hole Score in Relation to Par: (-44) 796, Maui Jim Intercollegiate, 9/10-12/2021

Best Team Finish: 1st, Maui Jim Intercollegiate (9/10-12/2021), Hamptons Intercollegiate (10/4-5/2021), Watersound Invitational (2/20-22/2022); The Calusa Cup (4/3-5/2022), NCAA Columbus Regional (5/16-18/2022)

Largest Margin of Victory: 8 strokes, The Calusa Cup, 4/3-5/2022

Best Individual Finish in a Team Stroke Play Event: t-1st, Bartley Forrester, The Calusa Cup, 4/3-5/2022

2021-22 STATISTICS AND RESULTS

FALL RESULTS

9/10-12/2021 -- MAUI JIM INTERCOLLEGIATE

Mirabel Golf Club -- Scottsdale, Ariz.

Par 70, 7115 yards -- 14 teams, 90 players

Georgia Tech.....	264	262	270	796	-44	1
Christo Lamprecht	65	63	66	194	-16	2
Bartley Forrester#.....	64	70	63	197	-13	t6
Ross Steelman	62	67	70	199	-11	t9
Connor Howe.....	70	69	65	204	-6	t19
Ben Smith	67	63	76	206	-4	t31
Aidan Kramer#.....	72	68	67	207	-3	t37
Benjamin Reuter	74	69	69	212	+2	t64

9/27-28/2021 -- WINDON MEMORIAL CLASSIC

Lake Shore Country Club -- Glencoe, Ill.

Par 71, 7000 yards -- 14 teams, 84 players

Georgia Tech.....	281	281	285	847	-5	5
Connor Howe.....	71	69	68	208	-5	t7
Christo Lamprecht	68	71	71	210	-3	t10
Bartley Forrester	74	76	69	219	+6	t55
Ross Steelman	68	74	77	219	+6	t55
Andy Mao#.....	77	71	72	220	+7	t63
Ben Smith	77	67	77	221	+8	t67

10/4-5/2021 -- HAMPTONS INTERCOLLEGIATE

Maidstone Club -- East Hampton, N.Y.

Par 72, 6742 yards -- 12 teams, 72 players

Georgia Tech.....	291	293	276	860	-4	t1
Ross Steelman	70	74	66	210	-6	2
Bartley Forrester	74	74	69	217	+1	t7
Connor Howe.....	73	74	70	217	+1	t7
Christo Lamprecht	75	73	71	219	+3	t14
Benjamin Reuter	74	72	74	220	+4	t21
Ben Smith#	72	78	70	220	+4	t21

10/22-24/2021 -- GOLF CLUB OF GEORGIA COLLEGIATE

Golf Club of Georgia -- Alpharetta, Ga.

Par 72, 7092 yards -- 15 teams, 75 players

Georgia Tech.....	282	286	282	850	-14	t6
Aidan Kramer#.....	68	71	71	210	-6	t13
Benjamin Reuter	70	71	69	210	-6	t13
Connor Howe.....	73	71	69	213	-3	t19
Christo Lamprecht	70	71	72	213	-3	t23
Luka Karaulic#.....	75	74	68	217	+1	t43
Andy Mao#.....	77	69	71	217	+1	t43
Bartley Forrester	72	73	73	218	+2	t49
Ross Steelman	70	73	75	218	+2	t49
Ben Smith#	77	73	69	219	+3	t52
Adam Bratton#.....	75	73	74	222	+6	t62

SPRING RESULTS

2/3-5/2022 -- AMER ARI INTERCOLLEGIATE

Hapuna Golf Course -- Waimea, Hawaii

Par 72, 6875 yards -- 19 teams, 115 players

Georgia Tech.....	274	284	278	836	-28	7
Ross Steelman	69	69	66	204	-12	t8
Benjamin Reuter	68	71	71	210	-6	t30
Christo Lamprecht	67	72	73	212	-4	t42
Connor Howe.....	70	74	69	213	-3	t45
Bartley Forrester	70	72	72	214	-2	t55
Ben Smith#	71	71	80	222	+6	t87

2/20-22/2022 -- WATERSOUND INVITATIONAL

Shark's Tooth Golf Club -- Panama City Beach, Fla.

Par 72, 7202 yards -- 14 teams, 72 players

Georgia Tech.....	285	277	287	849	-15	1
Ross Steelman	73	69	68	210	-6	2
Bartley Forrester	71	68	73	212	-4	t4
Connor Howe.....	70	71	73	214	-2	t13
Christo Lamprecht	71	73	73	217	+1	t23
Benjamin Reuter	74	69	76	219	+3	t34

2/27-3/1/2022 -- SOUTHERN HIGHLANDS COLLEGIATE

Southern Highlands Golf Club -- Las Vegas, Nev.

Par 72, 7510 yards -- 15 teams, 84 players

Georgia Tech.....	276	286	283	845	-19	5
Christo Lamprecht	65	71	69	205	-11	t2
Bartley Forrester	69	69	73	211	-5	t18
Connor Howe.....	69	72	70	211	-5	t18
Benjamin Reuter	73	78	71	222	+6	t67
Ross Steelman	80	74	78	232	+16	82

3/24-26/2022 -- THE GOODWIN

Stanford Golf Course -- Stanford, Calif.

Par 70, 6732 yards -- 28 teams, 147 players

Georgia Tech.....	271	277	281	829	-11	t6
Christo Lamprecht	68	67	68	203	-7	t8
Bartley Forrester	66	68	71	205	-5	t15
Ben Smith	69	70	71	210	E	t40
Connor Howe.....	68	72	71	211	+1	t50
Andy Mao#.....	73	72	68	213	+3	t65
Benjamin Reuter	71	74	71	216	+6	t88

4/3-5/2022 -- THE CALUSA CUP

Calusa Pines Golf Club -- Naples, Fla.

Par 72, 7320 yards -- 9 teams, 45 players

Georgia Tech.....	281	285	290	856	-8	1
Bartley Forrester	66	70	75	211	-5	t1
Christo Lamprecht	70	72	72	214	-2	t4
Ben Smith	72	73	73	218	+2	t11
Connor Howe.....	78	71	70	219	+3	t13
Ross Steelman	73	72	82	227	+11	t30

4/22-25/2022 -- ATLANTIC COAST CONFERENCE CHAMPIONSHIP

Shark's Tooth Golf Course -- Panama City, Fla.

Par 72, 7246 yards -- 12 teams, 60 players

Georgia Tech.....	284	273	281	838	-26	2
Christo Lamprecht	71	66	68	205	-11	t3
Ross Steelman	69	69	69	207	-9	6
Bartley Forrester	74	69	71	214	-2	t22
Benjamin Reuter	71	70	73	214	-2	t22
Connor Howe.....	73	69	77	219	+3	t37

ACC Championship Match Play - Semifinals: Georgia Tech

d. Florida State, 3.5-1.5 (Lamprecht d. Sakane, 1-up; Forrester l. Kjettrup, 4&3; Steelman & Anderson halved; Reuter d. Roberts, 1-up; Howe d. McCann, 5&3).

Championship match: Wake Forest d. Georgia Tech, 3-2

(Lamprecht d. Power, 5&4; Howe l. Gillam, 2-up; Steelman l. Brennan, 1-up; Forrester d. Kennon, 4&2; Reuter l. Fitzpatrick, 21 holes)

5/16-18/2022 -- NCAA COLUMBUS REGIONAL

OSU Golf Club - Scarlet Course -- Columbus, Ohio

Par 71, 7422 yards -- 13 teams, 75 players

Georgia Tech.....	290	271	281	842	-10	t1
Ross Steelman	72	67	68	207	-6	2
Benjamin Reuter	72	68	71	211	-2	t4
Connor Howe.....	73	68	71	212	-1	t7
Christo Lamprecht	78	68	71	217	+4	t29
Bartley Forrester	73	75	71	219	+6	t40

5/27-30/2022 -- NCAA CHAMPIONSHIP STROKE PLAY

Grayhawk Golf Club - Raptor Course -- Scottsdale, Ariz.

Par 70, 7289 yards -- 30 teams, 156 players

Georgia Tech.....	298	289	290	294	1171	+51	t12
Bartley Forrester	73	72	73	68	286	+6	t15
Christo Lamprecht	73	71	70	75	289	+9	t32
Connor Howe.....	76	70	72	75	293	+13	t47
Ross Steelman	76	79	78	76	309	+29	76
Benjamin Reuter	78	76	dnc	dnc			
Ben Smith	dnc	dnc	75	89			

Indicates competing as an individual

2021-22 STATISTICS AND RESULTS

ADAM BRATTON	Date	Rounds	Scores	Par	Rank	W-L
Golf Club of Georgia Collegiate	10/22-24/2021	3	75-73-74=222	+6	162nd/75	13-61
SEASON TOTALS		3	222 Avg. 74.00	+2		13-61

BARTLEY FORRESTER	Date	Rounds	Scores	Par	Rank	W-L
Maui Jim Intercollegiate	9/10-12/2021	3	64-70-63=197	-13	16th/90	84-5
Windon Memorial Classic	9/27-28/2021	3	74-76-69=219	+6	155th/84	29-54
Hamptons Intercollegiate	10/4-5/2021	3	74-74-69=217	+1	17th/72	65-6
Golf Club of Georgia Collegiate	10/22-24/2021	3	72-73-73=218	+2	149th/75	26-48
Amer Ari Intercollegiate	2/3-5/2022	3	70-72-72=214	-2	155th/115	60-54
Watersound Invitational	2/20-22/2022	3	71-68-73=212	-4	14th/72	68-3
Southern Highlands Collegiate	2/27-3/1/2022	3	69-69-73=211	-5	118th/84	66-17
The Goodwin	3/24-26/2022	3	66-68-71=205	-5	115th/147	132-14
The Calusa Cup	4/3-5/2022	3	66-70-75=211	-5	11st/45	44-0
Atlantic Coast Conference Championship	4/22-25/2022	3	74-69-71=214	-2	122nd/60	38-21
NCAA Columbus Regional	5/16-18/2022	3	73-75-71=219	+6	140th/75	35-39
NCAA Championship Stroke Play	5/27-30/2022	4	73-72-73-68=286	+6	115th/156	141-14
SEASON TOTALS		37	2623 Avg. 70.89	-E		788-275

CONNOR HOWE	Date	Rounds	Scores	Par	Rank	W-L
Maui Jim Intercollegiate	9/10-12/2021	3	70-69-65=204	-6	119th/90	71-18
Windon Memorial Classic	9/27-28/2021	3	71-69-68=208	-5	17th/84	77-6
Hamptons Intercollegiate	10/4-5/2021	3	73-74-73=217	+1	17th/72	65-6
Golf Club of Georgia Collegiate	10/22-24/2021	3	73-71-69=213	-3	119th/75	56-18
Amer Ari Intercollegiate	2/3-5/2022	3	70-74-69=213	-3	145th/115	70-44
Watersound Invitational	2/20-22/2022	3	70-71-73=214	-2	113th/72	59-12
Southern Highlands Collegiate	2/27-3/1/2022	3	69-72-70=211	-5	118th/84	66-17
The Goodwin	3/24-26/2022	3	68-72-71=211	+1	150th/147	97-49
The Calusa Cup	4/3-5/2022	3	78-71-70=219	+3	113th/45	32-12
Atlantic Coast Conference Championship	4/22-25/2022	3	73-69-77=219	+3	137th/60	23-36
NCAA Columbus Regional	5/16-18/2022	3	73-68-71=212	-1	17th/75	68-6
NCAA Championship Stroke Play	5/27-30/2022	4	76-70-72-75=293	+13	147th/156	109-46
SEASON TOTALS		37	2634 Avg. 71.19	-E		793-270

LUKA KARALUIC	Date	Rounds	Scores	Par	Rank	W-L
Golf Club of Georgia Collegiate	10/22-24/2021	3	75-74-68=217	+1	143rd/75	32-42
SEASON TOTALS		3	217 Avg. 72.33	-E		32-42

AIDAN KRAMER	Date	Rounds	Scores	Par	Rank	W-L
Maui Jim Intercollegiate	9/10-12/2021	3	72-68-67=207	-3	137th/90	53-36
Golf Club of Georgia Collegiate	10/22-24/2021	3	68-71-71=210	-6	113th/75	62-12
SEASON TOTALS		6	417 Avg. 69.50	-2		115-48

CHRISTO LAMPRECHT	Date	Rounds	Scores	Par	Rank	W-L
Maui Jim Intercollegiate	9/10-12/2021	3	65-63-66=194	-16	2nd/90	88-1
Windon Memorial Classic	9/27-28/2021	3	68-71-71=210	-3	110th/84	74-9
Hamptons Intercollegiate	10/4-5/2021	3	75-73-71=219	+3	114th/72	58-13
Golf Club of Georgia Collegiate	10/22-24/2021	3	70-71-72=213	-3	123rd/75	52-22
Amer Ari Intercollegiate	2/3-5/2022	3	67-72-73=212	-4	142nd/115	73-41
Watersound Invitational	2/20-22/2022	3	71-73-73=217	+1	123rd/72	49-22
Southern Highlands Collegiate	2/27-3/1/2022	3	65-71-69=205	-11	12nd/84	82-1
The Goodwin	3/24-26/2022	3	68-67-68=203	-7	18th/147	139-7
The Calusa Cup	4/3-5/2022	3	70-72-72=214	-2	14th/45	41-3
Atlantic Coast Conference Championship	4/22-25/2022	3	71-66-68=205	-11	13rd/60	57-2
NCAA Columbus Regional	5/16-18/2022	3	78-68-71=217	+4	129th/75	46-28
NCAA Championship Stroke Play	5/27-30/2022	4	73-71-70-75=289	+9	132nd/156	124-31
SEASON TOTALS		37	2598 Avg. 70.22	-1		883-180

ANDY MAO	Date	Rounds	Scores	Par	Rank	W-L
Windon Memorial Classic	9/27-28/2021	3	77-71-72=220	+7	163rd/84	21-62
Golf Club of Georgia Collegiate	10/22-24/2021	3	77-69-71=217	+1	143rd/75	32-42
The Goodwin	3/24-26/2022	3	73-72-68=213	+3	165th/147	82-64
SEASON TOTALS		9	650 Avg. 72.22	+1		135-168

BENJAMIN REUTER	Date	Rounds	Scores	Par	Rank	W-L
Maui Jim Intercollegiate	9/10-12/2021	3	74-69-69=212	+2	164th/90	26-63
Hamptons Intercollegiate	10/4-5/2021	3	74-72-74=220	+4	121st/72	51-20
Golf Club of Georgia Collegiate	10/22-24/2021	3	70-71-69=210	-6	113th/75	62-12
Amer Ari Intercollegiate	2/3-5/2022	3	68-71-71=210	-6	130th/115	85-29
Watersound Invitational	2/20-22/2022	3	74-69-76=219	+3	134th/72	38-33
Southern Highlands Collegiate	2/27-3/1/2022	3	73-78-71=222	+6	167th/84	17-66
The Goodwin	3/24-26/2022	3	71-74-71=216	+6	188th/147	59-87
Atlantic Coast Conference Championship	4/22-25/2022	3	71-70-73=214	-2	122nd/60	38-21
NCAA Columbus Regional	5/16-18/2022	3	72-68-71=211	-2	14th/75	71-3
NCAA Championship Stroke Play	5/27-30/2022	4	78-76-72-154	+14	0th/156	0-0
SEASON TOTALS		29	2088 Avg. 72.00	+1		447-334

BEN SMITH	Date	Rounds	Scores	Par	Rank	W-L
Maui Jim Intercollegiate	9/10-12/2021	3	67-63-76=206	-4	131st/90	59-30
Windon Memorial Classic	9/27-28/2021	3	77-67-77=221	+8	167th/84	17-66
Hamptons Intercollegiate	10/4-5/2021	3	72-78-70=220	+4	121st/72	51-20
Golf Club of Georgia Collegiate	10/22-24/2021	3	77-73-69=219	+3	152nd/75	23-51
Amer Ari Intercollegiate	2/3-5/2022	3	71-71-80=222	+6	187th/115	28-86
The Goodwin	3/24-26/2022	3	69-70-71=210	-E	140th/147	107-39
The Calusa Cup	4/3-5/2022	3	72-73-73=218	+2	111th/45	34-10
NCAA Championship Stroke Play	5/27-30/2022	4	72-75-89=164	+24	0th/156	0-0
SEASON TOTALS		23	1680 Avg. 73.04	+2		319-302

ROSS STEELMAN	Date	Rounds	Scores	Par	Rank	W-L
Maui Jim Intercollegiate	9/10-12/2021	3	62-67-70=199	-11	19th/90	81-8
Windon Memorial Classic	9/27-28/2021	3	68-74-77=219	+6	155th/84	29-54
Hamptons Intercollegiate	10/4-5/2021	3	70-74-66=210	-6	2nd/72	70-1
Golf Club of Georgia Collegiate	10/22-24/2021	3	70-73-75=218	+2	149th/75	26-48
Amer Ari Intercollegiate	2/3-5/2022	3	69-69-66=204	-12	18th/115	107-7
Watersound Invitational	2/20-22/2022	3	73-69-68=210	-6	2nd/72	70-1
Southern Highlands Collegiate	2/27-3/1/2022	3	80-74-78=232	+16	82nd/84	2-81
The Calusa Cup	4/3-5/2022	3	73-72-82=227	+11	130th/45	15-29
Atlantic Coast Conference Championship	4/22-25/2022	3	69-69-69=207	-9	6th/60	54-5
NCAA Columbus Regional	5/16-18/2022	3	72-67-68=207	-6	2nd/75	73-1
NCAA Championship Stroke Play	5/27-30/2022	4	76-79-78-76=309	+29	76th/156	80-75
SEASON TOTALS		34	2442 Avg. 71.82	-E		607-310

Head-to-Head in 2021-22

ACC	W-L-T
Boston College	2-0
Clemson	6-0
Duke	5-0
Florida State	4-0
Louisville	2-0
North Carolina	1-3
NC State	2-0
Notre Dame	2-1
Virginia	2-0-2
Virginia Tech	2-0
Wake Forest	4-2
Non-Conference*	W-L-T
Alabama	2-0
Arizona	2-0
Arizona State	0-2
Arkansas	2-1
Arkansas-Little Rock	1-0
Auburn	2-1
Augusta	1-0
Brigham Young	2-0
California	3-0
Cal Poly	2-0
Coll. of Charleston	1-0
Colorado	1-0
Colorado State	1-0
Denver	1-0
Drexel	1-0
East Tennessee State	3-0
Florida	1-2
Florida Atlantic	1-0
Florida Gulf Coast	1-0
Georgetown	1-0
George Washington	1-0
Georgia	2-0-1
Georgia Southern	1-0
Georgia State	1-0
Hawaii	1-0
Hawaii - Hilo	2-0
Howard	1-0
Illinois	1-0
Indiana	1-0
Iowa	1-0
Kansas	1-1
Kent State	1-0
Kentucky	1-0
Liberty	2-0
Long Beach State	1-0
Loyola-Maryland	1-0
Marquette	2-0
Miami (Ohio)	1-0
Michigan State	1-0
Mississippi	1-0
Nevada	1-0
New Mexico	2-0
North Florida	2-0
Northwestern	4-1
Ohio State	3-0
Oklahoma	1-2
Oklahoma State	0-2-1
Oregon	3-1
Oregon State	1-0
Pacific	1-0
Pepperdine	0-4
Princeton	1-0
Purdue	1-0
Rutgers	1-0
Saint Mary's (Calif.)	1-0
San Diego	2-0
San Diego State	1-0
San Francisco	2-0
San Jose State	2-0
SMU	1-1
South Florida	1-1
Southern California	2-0
Southern Illinois	1-0
Stanford	2-2
TCU	3-0
Tennessee	0-1
Texas	1-2
Texas A&M	1-1
Texas Tech	0-2
UC Davis	3-0
UCLA	4-0
UNLV	1-0
Utah	2-0
Vanderbilt	0-1
Washington	2-2
Washington State	1-0
Wofford	1-0
Wright State	1-0
Yale	1-0

STUDENT-ATHLETES AND STAFF

Bartley Forrester	10
Connor Howe	11
Andy Mao	12
Ross Steelman	13
Adam Bratton	14
Aidan Kramer	14
Christo Lamprecht	15
Benjamin Reuter	16
Brady Rackley IV	17
Hiroshi Tai	17
Aidan Tran	17
Head coach Bruce Heppler	18
Assistant coach Devin Stanton	20
Director of operations Stephanie Swant Tobin	20
Volunteer coach Jeff Paton	20
Director of Athletics Todd Stansbury	21
President Dr. Angel Cabrera	22
Faculty Representative Dr. Jenna Jordan	22
Athletic Administration	22

STUDENT-ATHLETE PROFILES

BARTLEY FORRESTER

Redshirt Senior • 6-5 • 188 • Gainesville, Ga. • North Hall HS

- GCAA All-American (honorable mention) – 2022
- GCAA All-East Region – 2022
- All-Atlantic Coast Conference – 2022
- The Calusa Cup co-champion – 2022
- Puerto Rico Classic co-champion – 2022
- Monroe Invitational champion – 2022
- GCAA All-America Scholar – 2021, 2022
- ACC All-Academic team – 2022



General: One of the state of Georgia's top golf prospects and a star student who enrolled at Georgia Tech on the heels of a standout prep and junior career ... Redshirted in 2018-19, and has developed into one of the Yellow Jackets' most accomplished players ... Began to earn regular playing time in the spring of 2020 before the season ended abruptly due to the coronavirus outbreak, and won the Puerto Rico Classic in his second career start ... Ranked No. 70 in the World Amateur Golf Ranking, No. 36 in the Scratch Players Amateur Ranking, jumping more than 150 spots over the course of the spring and summer of 2022 ... Listed at No. 23 in the PGA Tour University rankings at the start of the fall 2022 season ... Older of two children ... His uncle, Carlton, played golf at Georgia Tech from 1996-2000 and earned All-ACC honors in 1999 ... Several other relatives have attended Georgia Tech ... Began playing golf competitively in eighth grade (age 14) ... Enjoys playing basketball, video games and table tennis ... Majoring in business administration ... Has earned Faculty Honors twice and made the Dean's List three times.

2022 Amateur Highlights: Won the Monroe Invitational in Pittsford, N.Y., by three strokes with an 11-under-par score of 269; holed out from 72 yards for eagle-2 at the par-4 17th hole to secure the victory ... Tied for sixth at the Southern Amateur in St. Simons Island, Ga. (271, -13) ... Qualified for U.S. Amateur for second time, was co-medalist at the U.S. Amateur qualifier in Johns Creek, Ga., with rounds of 67-69 (-8) at The Standard Club ... Tied for 39th place (145, +4) in the 36-hole stroke play portion and won his round-of-64 match, 3&2, over Blain Turner ... Finished third at the Dogwood Invitational in Atlanta (272, -16) ... Tied for 30th at the Western Amateur in Highland Park, Ill. (284, even).

2021-22: GCAA honorable mention All-America, All-East Region and All-ACC performer who enjoyed the best year of his career, posting four top-10 finishes and three other top-20s in 11 events ... Earned All-America status with a top-15 finish at the NCAA Championship, posting a 6-over-par 286 total with a closing 68 ... Tied for 22nd (214, -2) in ACC Championship stroke play, and won his individual match over Wake Forest's Scotty Kennon in the championship match ... Tied for 40th at the Columbus Regional (219, +6) ... Captured his second collegiate win at The Calusa Cup in early April, earning co-medalist honors (211, -5) ... Three events prior to that included a tie for 15th at The Goodwin (205, -5), tie for 18th at the Southern Highlands Collegiate (211, -5) and a tie for fourth at the Watersound Invitational (212, -4) ... In the fall, tied for sixth place at the Maui Jim Intercollegiate competing as an individual (63 in the final round) and seventh at the Hamptons Intercollegiate ... No. 81 in the Golfstat ranking and No. 69 in the Golfweek/Sagarin Index, the highest positions of his career ... Compiled a 18-25-4 head-to-head record against the nation's top 20 players as ranked by Golfstat ... His 70.89 stroke average over a career-high 37 rounds was second-best on the team and the 12th-lowest in Tech history.

2021 Amateur Highlights: Received a spot in the U.S. Amateur field as an alternate after coming up shy on a playoff at his qualifier at Capital City Club Crabapple course; tied for fifth place (133, -7), but lost on the first extra hole to be the first alternate ... Learned 10 days later that he received a spot in the field for his first U.S. Amateur ... Tied for 20th place at the Monroe Invitational (280, even) ... Posted a runner-up finish at the GCAA Summer Amateur Series event in Raleigh, N.C. (210, -3) ... Tied for 23rd at the Dogwood Invitational (280, -8) ... Tied for 33rd place at the Porter Cup (285, +5) ... Earned a solid tie for 17th at the South Beach International Amateur in December, opening with a 65 and finishing at 5-under-par.

2020-21: Highest finish in five events this spring was a tie for 18th at the Amer Ari Intercollegiate ... Other finishes all between 27th (Linger Longer Invitational) and 46th (Camp Creek Invitational) ... Was Tech's alternate player for the ACC Championship and NCAA Tallahassee Regional, where he replaced Will Dickson in the lineup for the final round and shot 71 ... Played all four rounds at the NCAA Championship, where he tied for 75th and helped Tech make the 54-hole cut ... Had a 73.95 stroke average over 20 rounds (sixth on the team) ... Final Golfstat ranking was No. 407, Golfweek/Sagarin rating No. 392.

2020 Amateur Highlights: Solid performances in three major amateur events ... Tied for seventh place at the Palmetto Amateur in Aiken, S.C. (70-70-65-69-274, -6) ... Tied for 19th at the Southeastern Amateur in Columbus, Ga. (208, -2) ... Tied for 27th at the Rice Planters Amateur

in Mt. Pleasant, S.C. (216, E) ... Was in the field for stroke play at the North & South Amateur in Pinehurst, N.C., but failed to qualify for match play.

2019-20: Emerged as a solid member of the traveling squad in the spring after participating in two events as an individual ... Captured co-medalist honors at the Puerto Rico Classic (207, -9) in his first start as a counting member of the Jackets ... Followed that with a tie for 16h place at the Southern Highlands Collegiate (216, E) ... Tied for 62nd place at the Golf Club of Georgia Collegiate Invitational in the fall (238, +22), and tied for 65th (217, +1) at the Amer Ari Invitational in the spring, both while competing as an individual ... Posted a stroke average of 72.33 over 12 rounds, and rose to No. 154 in the Golfstat rankings, No. 124 in the Golfweek/Sagarin Index.

2019 Amateur Highlights: Tied for 16th at the Southeastern Amateur with a 1-under-par 279.

Junior Golf: Ranked No. 76 nationally in the class of 2018 Golfweek boys rankings ... Finished in the top 25 in seven of 12 junior events since April of 2017, including a ninth-place finish in the 2017 Georgia Junior Amateur Championship in Statesboro, Ga. (1-over-par 217) ... Also finished 21st in the 2017 AJGA Davis Love III Junior Open, 22nd in the Bubba Conlee National Junior Tournament, 23rd in both the AJGA Philadelphia Junior and the Jones Cup Junior Invitational (where he was the low finisher from Georgia) ... In 2016, he won the Athens Junior Classic (8-under-par 136) and finished sixth at the Bubba Conlee National.

High School: First-team all-state selection (2016) for coach Kyle Frederick at North Hall High School ... Won the GHSA region 8AAAA individual title in 2015 and 2016, and the area 3AAA individual title in 2018 ... Won the Hall County Boys Championship in 2016 and 2017 ... Won the 2017 and 2018 Coal Mountain Golf Classic in Cumming, Ga. ... Earned North Hall's STAR Student Award for having the highest SAT score in his senior class, and compiled a 4.0 GPA.

TOURNAMENT RESULTS

2019-20	Date	Rounds	Scores	Par	Rank	W-L
Golf Club of Georgia Collegiate Inv.	10/18-20/2019	3	74-79-75=228	+12	162nd/78	16-61
Amer Ari Invitational	2/6-8/2020	3	74-71-72=217	+1	165th/123	58-64
Puerto Rico Classic	2/16-18/2020	3	72-66-69=207	-9	11st/75	74-0
Southern Highlands Collegiate	3/1-3/2020	3	75-69-72=216	E	116th/84	68-15
SEASON TOTALS		12	868 Avg. 72.33	E		216-140

2020-21	Date	Rounds	Scores	Par	Rank	W-L
Camp Creek Seminole Invitational	1/17-19/2021	3	80-71-74=225	+9	146th/60	14-45
Southwestern Invitational	1/25-27/2021	3	81-71-79=231	+15	144th/66	22-43
Amer Ari Invitational	2/2-4/2021	3	70-80-69=219	+3	118th/51	33-17
Linger Longer Invitational	3/12-14/2021	3	72-76-71=219	+3	127th/87	60-26
The Goodwin	3/25-27/2021	3	74-71-69=214	+4	139th/146	107-38
NCAA Tallahassee Regional	5/17-19/2021	3	0-0-71=71	-1	0th/75	0-0
NCAA Championship (stroke play)	5/28-31/2021	4	74-72-73-81=300	+20	175th/156	81-74
SEASON TOTALS		20	1479 Avg. 73.95	+3		317-243

2021-22	Date	Rounds	Scores	Par	Rank	W-L
Maui Jim Intercollegiate	9/10-12/2021	3	64-70-63=197	-13	16th/90	84-5
Winston Memorial Classic	9/27-28/2021	3	74-76-69=219	+6	155th/84	29-54
Hamptons Intercollegiate	10/4-5/2021	3	74-74-69=217	+1	17th/72	65-6
Golf Club of Georgia Collegiate	10/22-24/2021	3	72-73-73=218	+2	149th/75	26-48
Amer Ari Intercollegiate	2/3-5/2022	3	70-72-72=214	-2	155th/115	60-54
Watersound Invitational	2/20-22/2022	3	71-68-73=212	-4	14th/72	68-3
Southern Highlands Collegiate	2/27-3/1/2022	3	69-69-73=211	-5	118th/84	66-17
The Goodwin	3/24-26/2022	3	66-68-71=205	-5	115th/147	132-14
The Calusa Cup	4/3-5/2022	3	66-70-75=211	-5	11st/45	44-0
Atlantic Coast Conference Championship	4/22-25/2022	3	74-69-71=214	-2	122nd/60	38-21
NCAA Columbus Regional	5/16-18/2022	3	73-75-71=219	+6	140th/75	35-39
NCAA Championship Stroke Play	5/27-30/2022	4	73-72-73-68=286	+6	115th/156	141-14
SEASON TOTALS		37	2623 Avg. 70.89	E		788-275

CAREER STATISTICS

Season	Rounds	Lo54	LoRnd	Par/-	Events	Top1	Top5	Top10	W-L	WLPct	Avg
2019-20	12	207	66	7	4	1	1	1	216-140	.607	72.33
2020-21	20	214	69	8	7	-	-	-	317-243	.566	73.95
2021-22	37	197	63	21	12	1	2	4	788-275	.741	70.89
Totals	69	197	63	36	23	2	3	5	1321-658	.668	72.03

STUDENT-ATHLETE PROFILES

CONNOR HOWE

Senior (5th year) • 6-2 • 173 • Ogden, Utah • Weber HS

- All-Atlantic Coast Conference – 2022
- Patriot All-America Amateur champion – 2021
- Southeastern Amateur champion – 2020



General: Has been a regular in the Georgia Tech lineup since his freshman year, mostly middle-of-the-order ... Taking advantage of the extra year allowed by NCAA for COVID-19 to compete in a fifth season for the Yellow Jackets ... Ranked No. 71 in the World Amateur Golf Ranking, No. 67 in the Scratch Players Amateur Ranking... Listed at No. 42 in the PGA Tour University rankings at the start of the fall 2022 season ... Came to Georgia Tech after a high school career in which he earned all-state honors four times and with a top-50 ranking nationally in the class of 2018 ... Highest-ranked Tech signee in that class ... Chose the Yellow Jackets over Stanford, Washington, Arizona State, UNLV, UCLA, BYU and Utah ... Worked his way into the Tech lineup regularly in the spring of his freshman year and has remained there ... Has a twin brother, Hunter, who plays golf at Weber State and two younger siblings.

Father played college football at BYU Idaho, an aunt played college golf at Weber State, and his grandfather played professional baseball in the Philadelphia Phillies organization ... His father first took him to the golf course at age 5 ... Enjoys hunting and fishing, as well as playing basketball, table tennis and cornhole, in his spare time ... Studying business administration at Tech ... Made the Dean's List three times and earned Faculty Honors once.

2022 Amateur Highlights: Top finish has been a tie for 10th place at the Northeast Amateur (273, -3) ... Tied for 18th place at the Monroe Invitational in Pittsford, N.Y. (282, +2), 33rd at the Southern Amateur in St. Simons Island, Ga. (277, -7) and 38th at the Western Amateur in Highland Park, Ill. (287, +3).

2021-22: All-ACC selection who had three top-10 finishes on the year, including a tie for seventh at the NCAA Columbus Regional (212, -1), and five additional finishes in the top 20 in 12 events ... Tied for 13th at The Calusa Cup and Watersound Invitational and 18th at the Southern Highlands Collegiate ... Tied for 37th at the ACC Championship stroke play, won his semifinal match against Florida State's Patrick McCann (5&3) ... Tied for 47th at the NCAA Championship (293, +13) ... No. 3 on the team in stroke average at 71.19 across 37 rounds, and one of the nation's best players on par-5 holes (25th at 4.55) ... Compiled a 14-32-1 head-to-head record against the nation's top 20 collegiate golfers as ranked by Golfstat ... No. 39 in the PGA Tour University ranking, No. 85 by Golfstat and No. 86 in the Golfweek/Sagarin Index, the highest rankings of his career ... Tied for 7th at the Windon Memorial Classic and the Hampton Intercollegiate, and tied for 19th at the Maui Jim Intercollegiate in the fall.

2021 Amateur Highlights: Recorded a three-stroke victory in the Patriot All-America Amateur Championship in December, firing rounds of 66-66-63 for a 15-under-par total of 195, winning by three shots ... Tied for fifth place at the Southern Amateur in West Point, Miss. (271, -13), which included a second-round 62 ... Tied for seventh place at the Monroe Invitational (276, -4) ... Tied for 11th at the Dogwood Invitational (275, -13), which included a second-round 61.

2020-21: Tech's highest finisher at the ACC Championship, solo ninth place, with a 3-under-par score of 207 ... Tied for 21st at the NCAA Tallahassee Regional (215, -1) ... Tied for 71st at the NCAA Championship and helped Tech win a playoff vs. TCU to make the 54-hole cut ... Ranked No. 173 nationally in the Golfweek/Sagarin Index, No. 222 in Golfstat ... Earned his first career top-10 finish with a tie for seventh at the Amer Ari Intercollegiate, tied for 19th at the Wyoming Desert Intercollegiate, finished 26th at the Linger Longer Invitational and tied for 23rd at the Calusa Cup ... Had Tech's third-best stroke average at 72.61 in a team-high 31 rounds ... Career stroke average of 72.67 over 76 rounds.

2020 Amateur Highlights: Won three tournaments either outright or shared, and lost a playoff for the win in a fourth event ... Captured the Southeastern Amateur in Columbus, Ga., by a stroke (199 -11), chipping in from just off the green for a birdie on the final hole ... Closed a strong 2020 with a tie for ninth place at the Patriot All-America in Arizona (208, -2) ... Finished 19th at the Carolina Trace GCAA Amateur (222, +6) ... His other three events were local and regional events near his hometown of Ogden, Utah ... Tied for first place in the Thanksgiving Point Amateur Championship, won the Hill Air Force Base Invitational and lost in a playoff at the Rocky Mountain Amateur.

2019-20: Played in five stroke-play events, compiling a 73.67 stroke average in 15 stroke play rounds, missing only the Olympia Fields Collegiate in the fall ... Helped Georgia Tech to the championship of the Cypress Point Classic; teamed with Noah Norton for a 4 & 3 win over UCLA in foursomes, went 1-1 in his matches ... Made the Tech lineup for the Golf Club of Georgia Collegiate Invitational, tying for 31st place (224, +8) ... Tied for 70th at the Amer Ari Invitational (218, +2) to open the spring, then tied for 13th at the Puerto Rico Classic (212, -4) and 53rd at the Southern Highlands Collegiate (226, +10).

2019 Amateur Highlights: Tied for 29th at the Dogwood Invitational (282, -6) ... Finished 44th at the Porter Cup (286, +6).

2018-19: Played in all 11 Tech events since missing out on the fall opener at the Carpet Capital Collegiate, and steadily improved in the spring season ... Posteda 72.23 average in stroke play events, playing No. 5 in the Tech lineup for the last seven events after competing as an individual for three tournaments ... Posted his top finish of the year at the ACC Championship, tying for 14th (212, -4) ... Tied for 17th at the NCAA Pullman Regional (204, -6) ... Tied for 22nd at the Clemson Invitational (212, -4) right before the ACC ... Tied for 29th at the Golf Club of Georgia Collegiate for his top finish in the fall ... Finished the spring No. 226 nationally in the Golfweek/Sagarin Index, No. 234 in Golfstat.

2018 Amateur Highlights: Won the Trusted Choice Big "I" National Championship at Daniel Island Club, S.C., by three shots (281, -7) ... Tied for 31st (+12) at the Monroe Invitational in Pittsford, N.Y., and for 46th at the Sahalee Players Championship in Sammamish, Wash.

Junior Golf: Ranked No. 41 in the Class of 2018 and 168th overall by Golfweek ... Listed No. 110 in the class of 2018 (No. 2 in the state of Utah) and 190th overall by the Junior Golf Scoreboard ... Won the AJGA Hale Irwin Junior in 2017, and finished in the top 10 in four of 10 junior golf events since the beginning of 2017, including a runner-up performance in the FCWT Junior Tournament in Phoenix, Ariz. ... Other top-10 finishes included the AJGA Project Worldwide Championship in Palos Verdes, Calif., and the Golfweek West Coast Junior Invitational ... Also earned top-10 finishes in the AJGA PING Heather Farr Classic and the FCWT at Grayhawk Raptor.

High School: Four-time all-state and all-district performer for coach Kory Woodland at Weber High School in Pleasant View, Utah, Lettered four years, serving as team captain all four years ... Won the Utah individual state championship in 2016 and 2017 ... Led Weber HS to district titles in 2016, 2017 and 2018 ... Shot a state-record low score of 62 (-10) in the 2015 state high school championship.

TOURNAMENT RESULTS

2018-19	Date	Rounds	Scores	Par	Rank	W-L
Maui Jim Intercollegiate	9/21-23/2018	3	67-75-67=209	-1	130th/78	48-29
Golf Club of Georgia Collegiate Inv.	10/19-21/2018	3	75-72-70=217	+1	129th/75	46-28
Amer Ari Intercollegiate	2/7-9/2019	3	72-70-71=213	-3	130th/109	79-29
Puerto Rico Classic	2/17-19/2019	3	73-76-72=221	+5	143rd/75	32-42
Southern Highlands Collegiate	3/3-5/2019	3	80-74-74=228	+12	169th/81	12-68
Valspar Collegiate Invitational	3/17-19/2019	3	74-73-75=222	+9	163rd/84	21-62
Clemson Invitational	4/5-7/2019	3	71-73-68=212	-4	122nd/81	59-21
Atlantic Coast Conference Championship	4/18-20/2019	3	72-68-72=212	-4	114th/60	46-13
NCAA Pullman Regional	5/13-15/2019	3	66-70-68=204	-6	117th/75	58-16
NCAA Championship	5/24-29/2019	3	80-77-72=229	+13	188th/156	68-87
SEASON TOTALS		30	2167 Avg. 72.23	+1		469-395

2019-20	Date	Rounds	Scores	Par	Rank	W-L
Carpet Capital Collegiate	9/6-8/2019	3	75-75-74=224	+8	131st/81	50-30
Golf Club of Georgia Collegiate Inv.	10/18-20/2019	3	74-77-74=225	+9	152nd/78	26-51
Amer Ari Invitational	2/6-8/2020	3	75-68-75=218	-2	170th/123	53-69
Puerto Rico Classic	2/16-18/2020	3	68-68-76=212	+4	113th/75	62-12
Southern Highlands Collegiate	3/1-3/2020	3	78-76-72=226	+10	153rd/84	31-52
SEASON TOTALS		15	1105 Avg. 73.67	+2		222-214

2020-21	Date	Rounds	Scores	Par	Rank	W-L
Camp Creek Seminole Invitational	1/17-19/2021	3	76-74-71=221	+5	134th/60	26-33
Southwestern Invitational	1/25-27/2021	3	79-74-75=228	+12	134th/66	32-33
Amer Ari Invitational	2/2-4/2021	3	67-76-67=210	-6	17th/51	44-6
Wyoming Desert Intercollegiate	2/19-21/2021	3	68-80-69=217	+1	119th/120	101-18
Linger Longer Invitational	3/12-14/2021	3	71-71-76=218	+2	26th/87	61-25
The Goodwin	3/25-27/2021	3	68-76-70=214	-4	139th/146	107-38
Calusa Cup	4/4-6/2021	3	77-70-75=222	+6	123rd/47	24-22
Atlantic Coast Conference Championship	4/23-26/2021	3	70-68-69=207	-3	9th/60	51-8
NCAA Tallahassee Regional	5/17-19/2021	3	71-70-74=215	-1	121st/75	54-20
NCAA Championship (stroke play)	5/28-31/2021	4	75-74-75-75=299	+19	171st/156	85-70
SEASON TOTALS		31	2251 Avg. 72.61	+1		585-273

2021-22	Date	Rounds	Scores	Par	Rank	W-L
Maui Jim Intercollegiate	9/10-12/2021	3	70-69-65=204	-6	119th/90	71-18
Windon Memorial Classic	9/27-28/2021	3	71-69-68=208	-5	17th/84	77-6
Hampton Intercollegiate	10/4-5/2021	3	73-74-70=217	+1	17th/72	65-6
Golf Club of Georgia Collegiate	10/22-24/2021	3	73-71-69=213	-3	119th/75	66-18
Amer Ari Intercollegiate	2/3-5/2022	3	70-74-69=213	-3	145th/115	70-44
Watersound Invitational	2/20-22/2022	3	70-71-73=214	-2	113th/72	59-12
Southern Highlands Collegiate	2/27-31/2022	3	69-72-70=211	-5	118th/84	66-17
The Goodwin	3/24-26/2022	3	68-72-71=211	+1	150th/147	97-49
Calusa Cup	4/3-5/2022	3	78-71-70=219	+3	113th/45	32-12
Atlantic Coast Conference Championship	4/22-25/2022	3	73-69-77=219	+3	137th/60	23-36
NCAA Columbus Regional	5/16-18/2022	3	73-68-71=212	-1	17th/75	68-6
NCAA Championship Stroke Play	5/27-30/2022	4	76-70-72-75=293	+13	147th/156	109-46
SEASON TOTALS		37	2634 Avg. 71.19	E		793-270

CAREER STATISTICS

Season	Rounds	Lo54	LoRnd	Par/-	Events	Top1	Top5	Top10	W-L	WLPct	Avg
2018-19	30	204	66	17	10	-	-	-	469-395	.543	72.23
2019-20	15	212	68	4	5	-	-	-	222-214	.509	73.67
2020-21	31	207	67	15	10	-	-	2	585-273	.682	72.61
2021-22	37	204	65	23	12	-	-	3	793-270	.746	71.19
Totals	113	204	65	59	37	-	-	5	2069-1152	.642	72.19

STUDENT-ATHLETE PROFILES

ANDY MAO

Senior • 6-0 • 176 • Johns Creek, Ga. • Johns Creek HS

• Southeastern Amateur champion - 2022

General: Top player on the top high school team in the state of Georgia, won the individual state title while his high school team captured the team crown as a senior ... Right-handed player ranked No. 10 nationally in the Golfweek/Sagarin boys junior rankings at the time of his enrollment at Tech ... Played in eight collegiate events during his Tech career and compiled a 73.92 stroke average across 24 rounds ... Took up golf at age 7 when his father took him and his sister to the range ... Older sister Janet completed four years in the golf program at Northwestern in 2019 ... Enjoys playing the piano, basketball and soccer ... Chose Tech for its combination of top golf program, high-level education and proximity to home ... Majoring in industrial engineering ... Made the Dean's List four times and Faculty Honors once.



2022 Amateur Highlights: Won the Southeastern Invitational by two shots with a 14-under-par total of 196 ... Runner-up at the Rice Planters Amateur, finishing 54 holes at 205 (-11), but lost on the first hole of a sudden death playoff to teammate Aidan Kramer ... Tied for 18th place at the Monroe Invitational (282, +2) and 54th at the Southern Amateur (283, -1) ... Tied for sixth place and was the second alternate at the U.S. Amateur qualifier in Johns Creek, Ga. (70-70, -4).

2021-22: Played once this spring, tying for 65th at The Goodwin (213, +3) ... Tied for 63rd at the Windon Memorial Classic and 43rd at the Golf Club of Georgia Collegiate in the fall ... Has a stroke average of 72.22 over nine rounds.

2021 Amateur Highlights: Finished solo third at the GCAA Summer Amateur Series event in Loudon, Tenn. (210, -6) ... Finished 20th at the Rice Planters Amateur (214, -2) ... Tied for 36th at the Georgia Amateur Championship (290, +6) ... Tied for 29th at the Southeastern Amateur in Columbus, Ga. (211, +1).

2020-21: Traveled to two events during the spring ... Made the starting lineup for the season-opening Camp Creek Invitational and finished 43rd ... Tied for 37th at the Amer Ari Intercollegiate in Hawai'i.

2020 Amateur Highlights: Played twice, tying for 32nd at the Georgia Amateur Championship in Johns Creek, Ga, and tied for 70th at the Southeastern Amateur in Columbus, Ga. ... In the fall, he finished fifth at the Carolina Trace GCAA Amateur (214, -2) and tied for 13th at the Forest Hills GCAA Amateur in Augusta, Ga. (215, -1).

2019-20: Played twice in the fall, making the Tech lineup for the Carpet Capital Collegiate, where he tied for 18th place (220, +4) to help Tech win ... Competed as an individual in the Golf Club of Georgia Collegiate Invitational, tying for 74th place (235, +19).

2018 Amateur Highlights: Won the U.S. Open local qualifier at Whitewater Creek ... Finished 10th at the Georgia Amateur Championship (291, +3) ... Third (-19) at the Junior PGA Championship.

Junior Golf: Named a second-team Rolex Junior All-American by the American Junior Golf Association ... Runner-up finish in the Callaway Golf - Ollie Schniederjans Junior Classic in April, 2019 ... Earned top-7 finishes at the Western Junior Championship and the Boys Junior PGA Championship ... 11th at the Foley Performance Academy at EaglesDream Junior Championship in January, 2019 ... Six top-10 finishes in 2018, including runner-up at the Amino VITAL Junior Championship ... Four top-10 finishes in 2017, including runner-up at the Callaway Golf Junior Classic and the Peachtree Junior Open.

High School: Four-year all-state golfer at state powerhouse Johns Creek High School ... Named the Metro Atlanta and State Player of the Year by the Atlanta Journal-Constitution as a senior ... Won the individual state championship as a senior, shooting rounds of 64-68 (-12) to win by nine strokes and help his Johns Creek team to a 26-stroke victory ... Also helped the Gladiators win the state title as a junior, sophomore and freshman ... Shot a school-record 65 and won the Area 3 championship by seven shots in 2019, the fourth straight year he had won the area tournament ... Helped Johns Creek win area title three times (2016, 2017, 2019) ... Scored a hole-in-one in a high school match as a sophomore (Country Club of the South, No. 4, par 3).

TOURNAMENT RESULTS

2019-20	Date	Rounds	Scores	Par	Rank	W-L
Carpet Capital Collegiate	9/6-8/2019	3	77-71-72=220	+4	118th/81	63-17
Golf Club of Georgia Collegiate Inv.	10/18-20/2019	3	74-81-80=235	+19	174th/78	4-73
SEASON TOTALS		6	455 Avg. 75.83	+4		67-90

2020-21	Date	Rounds	Scores	Par	Rank	W-L
Camp Creek Seminole Invitational	1/17-19/2021	3	74-75-73=222	+6	43rd/60	17-42
Amer Ari Invitational	2/2-4/2021	3	77-78-72=227	+11	132nd/51	19-31
Wyoming Desert Intercollegiate	2/19-21/2021	3	70-71-79=220	+4	139th/120	81-38
SEASON TOTALS		9	669 Avg. 74.33	+2		117-111

2021-22	Date	Rounds	Scores	Par	Rank	W-L
Windon Memorial Classic	9/27-28/2021	3	77-71-72=220	+7	163rd/84	21-62
Golf Club of Georgia Collegiate	10/22-24/2021	3	77-69-71=217	+1	143rd/75	32-42
The Goodwin	3/24-26/2022	3	73-72-68=213	+3	165th/147	82-64
SEASON TOTALS		9	650 Avg. 72.22	+1		135-168

CAREER STATISTICS

Season	Rounds	Lo54	LoRnd	Par/-	Events	Top1	Top5	Top10	W-L	WLPct	Avg
2019-20	6	220	71	2	2	-	-	-	67-90	.427	75.83
2020-21	9	220	70	3	3	-	-	-	117-111	.513	74.33
2021-22	9	213	68	4	3	-	-	-	135-168	.446	72.22
Totals	24	213	68	9	8	-	-	-	319-369	.464	73.92

STUDENT-ATHLETE PROFILES

ROSS STEELMAN

Senior • 6-5 • 160 • Columbia, Mo. • Rock Bridge HS / Missouri

- GCAA All-East Region – 2022
- All-Southeastern Conference (2nd team) – 2021
- Medalist at the Western Amateur – 2022
- Missouri Tiger Invitational champion – 2021
- Prairie Club Invitational champion – 2020
- GCAA All-America Scholar – 2021, 2022



General: A second-team All-SEC selection as a sophomore in 2021 at Missouri who transferred to Georgia Tech following two years at his hometown university, where he won two collegiate events ... Ranked No. 26 in the World Amateur Golf Ranking, and No. 12 in the Scratch Players World Amateur Ranking ... Listed at No. 13 in the PGA Tour University rankings at the start of the fall 2022 season ... Enjoys fishing, hiking and movies ... Recalls beginning to play golf when his grandfather got him a set of cut-down clubs at age 2 ... Dean's list student three times at Missouri who is majoring in History, Technology and Society at Tech.

2022 Amateur Highlights: Finished 10th in the Elite Amateur Series standings ... Tied for 39th place in stroke play at the U.S. Amateur (145, +4) but lost his round of 64 match to Ben James, 3&2 ... Medalist in stroke play at the Western Amateur in Highland Park, Ill. (270, -14), won his round of 16 match against Adrien Dumont de Chassart, 5&4, before falling in quarterfinals to Travis Vick, 2&1 ... Tied for second place in stroke play (69-66, -9) at the North & South Amateur in Pinehurst, N.C.; advanced to the round of 16 in match play after defeating Joshua Bai (2&1) in opening round ... Tied for 11th at the Sunnehanna Amateur in Johnstown, Pa. (280, even) ... Tied for 33rd at the Southern Amateur in St. Simons Island, Ga. (277, -7).

2021-22 (junior at Georgia Tech): Recorded six top-10 finishes in 11 starts, including a runner-up finish at the NCAA Columbus Regional (206, -7) and a solo sixth-place finish in ACC Championship stroke play (207, -9) ... Halved his ACC semifinal match vs. Florida State in 19 holes (unfinished when Tech clinched third point in another match) and lost his finals match 1-up to Wake Forest's Michael Brennan ... Struggled at the NCAA Championship, finishing 76th ... Finished runner-up at the Watersound Invitational and tied for eighth place at the Amer Ari Intercollegiate earlier in the spring ... Missed The Goodwin due to a bout with mononucleosis ... Fourth among the Jacket regulars in stroke average at 71.82 over 37 rounds ... Tied for ninth place at the Maui Jim Intercollegiate and was runner-up at the Hamptons Intercollegiate in the fall ... Finished spring season ranked No. 141 in Golfstat and No. 114 in the Golfweek/Sagarin Index.

2021 Amateur Highlights: Advanced to the quarterfinals of the U.S. Amateur, defeating No. 5 ranked Ricky Castillo in the round of 16 and No. 30 Louis Dobbelaar in the round of 64, after tying for 13th in stroke play (138, -2) ... Qualified for the U.S. Amateur by winning the qualifier at Stonebridge Country Club in Rome, Ga. (132, -12) ... Led six Jacket competitors at the Monroe Invitational with a tie for third place (274, -6), closing with a 64 ... Tied for 11th place at the Northeast Amateur (274, -2) ... Tied for 26th at the Dogwood Invitational (281, -7) ... Tied for 50th place at the Southern Amateur (282, -2) ... Was medalist at his U.S. Open local qualifier on May 10, in Kansas City.

2020-21 (sophomore at Missouri): Second-team All-SEC, honorable mention All-America (Golfweek) and GCAA All-Central Region selection, finished the year ranked No. 28 in Golfstat and No. 33 in the Golfweek/Sagarin Index ... Tied for third place overall, competing as an individual at the 2021 NCAA Noblesville Regional (Missouri did not compete as a team) ... Closed with a 66 and finished with a 7-under-par total of 209, three shots off the lead ... Compiled a 70.24 scoring average in 2020-21 ... Captured his second-career win at the Missouri Tiger Invitational where he fired a career-low 16-under 200 ... Led the team in six of the eight events, anchored by his season tally of 14 rounds and five events under par ... Also tied for fourth at the LSU Invitational and The Hootie at Bulls Bay, and posted top-20 finishes at the Blessings Collegiate Invitational (T13), the Legends Collegiate Invitational (T11) and the Jerry Pate National Intercollegiate (T16) ... Had only one finish below 35th among eight events.

2019-20 (redshirt freshman at Missouri): Scored a win at the Prairie Club Invitational, a tie for 10th at the Gator Invitational and top-20 finishes at the Turning Stone Tiger Intercollegiate (T16), Hoakalei Country Club Invitational (18) and the Desert Mountain Intercollegiate (T17) ... Posted a 72.48 stroke average over 21 rounds and finished below 24th only once in seven tournaments.

Junior Golf: Ranked No. 48 in the national 2019 Junior Golf Scoreboard rankings prior to enrolling at Missouri ... In the summer of 2019, secured two AJGA runner-up finishes at the AJGA Lockton Kansas City Junior and the AJGA Bass Pro Shops/Payne Stewart Championship shooting 6-under par (210) at both events ... Won the Missouri Junior Match Play Championship at Mizzou's

AL Gustin Golf Course with an impressive 10-under 62.

High School: Three-time all-state performer (2016, 2017, 2018) at Rock Bridge High School ... Captured the individual 2018 Missouri Class 4 state championship with an state-record score of 8-under par 136 for the tournament ... The performance also led Rock Bridge to a team state title ... Was a consistent standout in Missouri, finishing fifth in the state as a sophomore and 10th as a freshman.

TOURNAMENT RESULTS AT GEORGIA TECH

2019-20 (UM)	Date	Rounds	Scores	Par	Rank	W-L
Turning Stone Tiger Intercollegiate	9/1-2/2019	3	70-81-71=222	+6	116th/88	72-15
Inverness Intercollegiate	9/23-24/2019	3	75-75-82=232	+19	70th/90	20-69
Prairie Club Invitational	9/29-30/2019	3	73-65-72=210	-9	1st/42	41-0
Bank of Tennessee Intercollegiate	10/11-13/2019	3	72-67-73=212	-4	124th/87	63-23
Hoakalei CC Invitational	10/29-30/2019	3	70-67-76=213	-3	18th/114	96-17
Gators Invitational	2/15-16/2020	3	69-73-69=211	+1	110th/84	74-9
Desert Mountain Intercollegiate	3/7-8/2020	3	73-75-74=222	+6	117th/72	55-16
SEASON TOTALS		21	1522 Avg. 72.50			421-149

2020-21 (UM)	Date	Rounds	Scores	Par	Rank	W-L
Blessings Collegiate Invitational	10/5-7/2020	3	76-70-72=218	+2	113th/70	57-12
Legends Collegiate Invitational	10/25-27/2020	3	64-72-69=205	-8	111th/70	59-10
Jerry Pate National Intercollegiate	11/9-10/2020	3	69-67-72=208	-2	116th/70	54-15
Gator Invitational	2/12-14/2021	3	70-71-67=208	-2	135th/120	85-34
LSU Invitational	2/26-28/2021	3	75-74-69=218	+2	14th/90	86-3
Tiger Invitational presented by Jason Duhner	3/15-17/2021	3	74-77-71=222	+6	166th/88	22-65
Hootie at Bulls Bay	3/28-30/2021	3	69-70-69=208	-8	4th/96	92-3
MU Tiger Invitational	4/5-6/2021	3	65-69-66=204	-16	1st/78	77-0
Southeastern Conference Championship	4/21-25/2021	2	70-71-WD=141	-3	0th/70	0-0
NCAA Noblesville Regional	5/17-19/2021	3	73-70-66=209	-7	13rd/75	72-2
SEASON TOTALS		29	2037 Avg. 70.24			604-144

2021-22 (GT)	Date	Rounds	Scores	Par	Rank	W-L
Maui Jim Intercollegiate	9/10-12/2021	3	62-67-70=199	-11	19th/90	81-8
Windon Memorial Classic	9/27-28/2021	3	68-74-77=219	+6	155th/84	29-54
Hamptons Intercollegiate	10/4-5/2021	3	70-74-66=210	-6	2nd/72	70-1
Golf Club of Georgia Collegiate	10/22-24/2021	3	70-73-75=218	+2	149th/75	26-48
Amer Ari Intercollegiate	2/3-5/2022	3	69-69-66=204	-12	18th/115	107-7
Watersound Invitational	2/20-22/2022	3	73-69-68=210	-6	2nd/72	70-1
Southern Highlands Collegiate	2/27-3/1/2022	3	80-74-78=232	+16	82nd/84	2-81
The Calusa Cup	4/3-5/2022	3	73-72-82=227	+11	130th/45	15-29
Atlantic Coast Conference Championship	4/22-25/2022	3	69-69-69=207	-9	6th/60	54-5
NCAA Columbus Regional	5/16-18/2022	3	72-67-68=207	-6	2nd/75	73-1
NCAA Championship Stroke Play	5/27-30/2022	4	76-79-78-76=309	+29	76th/156	80-75
SEASON TOTALS		34	2442 Avg. 71.82			607-310

CAREER STATISTICS

Season	Rounds	Lo54	LoRnd	Par/-	Events	Top1	Top5	Top10	W-L	WLPct	Avg
2019-20 (UM)	21	210	65	10	7	1	-	1	421-149	.738	72.50
2020-21 (UM)	29	200	64	20	10	1	3	3	604-144	.807	70.24
2021-22 (GT)	34	199	62	18	11	-	3	6	607-310	.662	71.82
Totals	84	199	62	48	28	2	6	10	1632-603	.730	71.44

STUDENT-ATHLETE PROFILES

ADAM BRATTON

Junior • 5-9 • 157 • Newburgh, Ind. • Castle HS

General: Top-ranked junior golfer from the state of Indiana who graduated high school early and enrolled at Georgia Tech for the spring semester of 2020 ... Entered the summer as the No. 59-ranked junior golfer in the nation prior to his enrollment, No. 31 in the class of 2020, according to the June Golfweek/Sagarin Junior Rankings ... His father, Keith, played golf at Kentucky and Illinois ... Older brother Austin currently plays golf at Jacksonville ... Father put a golf club in his hands at age 2 ... Enjoys playing basketball, ping pong, billiards and tennis, and likes to fish ... Studying business administration ... Has earned Faculty Honors twice and made the Dean's List twice.



2021-22: Played in one fall event, tying for 62nd place at the Golf Club of Georgia Collegiate.

2021 Amateur Highlights: Qualified for the U.S. Amateur at Chesterton, Ind. (139, -4), capturing one of three spots available there (see winning eagle putt on first playoff hole above) ... Runner-up in the Indiana Amateur Championship (214, -2) ... Finished third at the GCAA Summer Series event at the University of Indiana-Plau Course (221, +8) ... Tied for sixth place at the Palmetto Amateur (280, even) ... Tied for 11th place at the Northern Amateur in Chesterton, Ind. (219, +3).

2020-21: Tied for 69th at the Wyoming Desert Intercollegiate in his only collegiate competition this spring ... Made the Dean's List in the fall, earned Faculty Honors in the spring of 2020 and 2021.

2020 Amateur Highlights: Tied for 20th at the Carolina Trace GCAA Amateur (224, +8).

Junior and Amateur Golf: Won the Evansville Courier and Press men's city championship in 2019 ... Posted eight top-10 finishes in his junior career, including three top-5s in 2019 alone.

High School: Lettered three years for coach Josh Kain and was team captain for two years at Castle High School, which won a Southern Indiana Athletic Conference (SIAC) title in 2018 ... Led the Knights to the state championship tournament three straight years (2017, 2018, 2019) ... Earned all-state and all-conference honors as a sophomore and junior (2018, 2019) ... Had four holes-in-one in high school competition and scored a school-record 63 to earn conference medalist honors during his sophomore year ... Won sectional medalist honors as a junior in 2019 ... Graduated No. 1 in his class of 458.

TOURNAMENT RESULTS

2020-21 Date.....Rounds.....Scores.....Par.....Rank.....W-L
Wyoming Desert Intercollegiate.....2/19-21/2021.....3.....73-76-74=223.....+7.....169th/120.....51-68
SEASON TOTALS.....3.....223 Avg. 74.33.....+2.....51-68

2021-22 Date.....Rounds.....Scores.....Par.....Rank.....W-L
Golf Club of Georgia Collegiate.....10/22-24/2021.....3.....75-73-74=222.....+6.....162nd/75.....13-61
SEASON TOTALS.....3.....222 Avg. 74.00.....+2.....13-61

CAREER STATISTICS

Season	Rounds	Lo54	LoRnd	Par/-	Events	Top1	Top5	Top10	W-L	WLPct	Avg
2020-21	3	223	73	-	1	-	-	-	51-68	.429	74.33
2021-22	3	222	73	-	1	-	-	-	13-61	.176	74.00
Totals	6	222	73	-	2	-	-	-	64-129	.332	74.17

AIDAN KRAMER

Junior • 5-11 • 165 • Oviedo, Fla. • Hagerty HS

- Rice Planters Amateur champion – 2022
- Yamaha Atlanta Open champion - 2021



General: Arrived at Georgia Tech as the No. 9-ranked player in a strong Florida junior contingent ... Ranked No. 42 overall and No. 23 in the class of 2020 in the Golfweek/Sagarin Boys ratings as of June, 2020 ... Has played in two collegiate events and had success on the amateur circuit, winning twice ... Studying industrial engineering ... Hometown (Orlando suburb) pronounced "oh-VEE-do."

2022 Amateur Highlights: Won the Rice Planters Amateur in a sudden-death playoff (birdie on 1st playoff hole) over teammate Andy Mao, finished 54 holes at 205 (-11) ... Tied for first (279, -9) at the New Year's Invitational in Tampa, Fla., but lost the title in a playoff with Remi Chartier of East Tennessee State ... Tied for 45th place at the Monroe Invitational (289, +9) and 54th at the Porter Cup (292, +12).

2021-22: Played in two fall events, but wound up with the team's low scoring average over six rounds (69.50) ... Finished strong with a tie for 13th place at the Golf Club of Georgia Collegiate (210, -6) ... Tied for 37th (207, -3) competing as an individual at the Maui Jim Intercollegiate ... Finished fall No. 121 in the Golfstat rankings.

2021 Amateur Highlights: Outlasted a 56-player field of top pros and amateur players to win the Yamaha Atlanta Open at Pinetree Country Club in Kennesaw, Ga. (69-69-138), won a three-man playoff on the first hole ... Finished 13th in the GCAA Summer Amateur Series event in Raleigh, N.C. (222, +9) ... Tied for 26th at the Georgia Amateur Championship (287, +3) ... Tied for 39th at the Southeastern Amateur in Columbus, Ga. (213, +3).

2020-21: Did not play in a collegiate event in the spring ... Dean's List student in the fall and spring.

2020 Amateur Highlights: Posted a pair of top-10 finishes in fall amateur events, including a tie for ninth at the Forest Hills GCAA Amateur in Augusta, Ga., the week before the Masters (212, -4) ... Tied for ninth at the Carolina Trace GCAA Amateur (218, +2).

High School: Earned all-conference honors all four years at Hagerty High School, and as a junior won the Seminole Athletic Conference Championship and the region title before finishing second in the class 3A state championship ... Named to the 2019 Transamerica Scholastic All America team ... 2018 Transamerica Scholastic All American Academic honorable mention ... National Merit Scholars semi-finalist

Junior/Amateur Golf: Posted three top-5 finishes, a fourth in the top-10, and six top-20 finishes overall in 14 junior events in 2019, including a fourth-place finish at the AJGA Callaway Ollie Schniederjans Invitational and a fifth-place finish at the AJGA Rome Junior Invitational. Kramer also finished 32nd the Junior Boys PGA Championship and 29th at the AJGA Wyndham Invitational, considered major national events.

TOURNAMENT RESULTS

2021-22 Date.....Rounds.....Scores.....Par.....Rank.....W-L
Maui Jim Intercollegiate.....9/10-12/2021.....3.....72-68-67=207.....-3.....137th/90.....53-36
Golf Club of Georgia Collegiate.....10/22-24/2021.....3.....68-71-71=210.....-6.....113th/75.....62-12
SEASON TOTALS.....6.....417 Avg. 69.50.....-2.....115-48

CAREER STATISTICS

Season	Rounds	Lo54	LoRnd	Par/-	Events	Top1	Top5	Top10	W-L	WLPct	Avg
2020-21	did not compete										
2021-22	6	207	67	5	2	-	-	-	115-48	.706	69.50
Totals	6	207	67	5	2	-	-	-	115-48	.706	69.50

STUDENT-ATHLETE PROFILES

CHRISTO LAMPRECHT

Junior • 6-8 • 220 • George, Western Cape, South Africa • Outeniqua HS

- Golfweek All-American (third team) – 2022
- GCAA All-American (honorable mention) – 2022
- All-Atlantic Coast Conference – 2022
- GCAA All-East Region – 2021, 2022
- Member International team at Arnold Palmer Cup – 2022
- Member South African team at World Amateur Team Championship – 2022
- GCAA All-America Scholar – 2022
- ACC All-Academic team – 2022



General: At 6-foot-8, believed to be the tallest played ever in the Georgia Tech program ... All-America and All-Atlantic Coast Conference performer as a sophomore ... No. 45 amateur player in the world according to the World Amateur Golf Ranking and the Scratch Players World Amateur Ranking ... Named to compete for the International team at the 2022 Arnold Palmer Cup in July, and for the South African team to compete at the 2022 World Amateur Team Championship in Augusta ... Enrolled at Tech for the fall but had to take all classes virtually from South Africa because COVID prevented his departure to come to Atlanta ... Arrived in January too late to participate in team qualifying and missed the Jackets' first tournament (Camp Creek Invitational), but has played in every event since ... The No. 2-ranked junior player in South Africa ... Second native of South Africa to enrolled in Tech's golf program, following Kyle Scott (2010-11) ... Youngest of three children, has two older sisters ... Enjoys hunting and fishing ... Father introduced him to golf at age 3 ... Studying business administration with an eye toward eventually becoming a financial manager/advisor.

2022 Amateur Highlights: Earned a spot in the U.S. Amateur based on his World Amateur Golf Ranking ... Tied for sixth place in the 36-hole stroke-play portion (139, 1-), and won his opening match against Garrett Wood, 1-up ... Tied for ninth place at the European Amateur Championship in Valencia, Spain (287, -1) ... Went 3-1 in his matches to help the International team defeat Team USA, 33-27, in the Arnold Palmer Cup in Switzerland; won both of his mixed foursomes matches with Heather Lin of Taiwan and defeated 15th-ranked Travis Vick of Texas, 3&2, in his singles match.

2021-22: Third-team All-American by Golfweek magazine, honorable mention by Golf Coaches Association of America ... Also made the All-ACC team and earned GCAA All-East Region honors on the strength of six top-10 finishes in 12 events, including a tie for third in ACC Championship stroke play (205, -11) ... Won both of his individual matches, 1-up over FSU's Michael Sakane and 5&4 over Wake Forest's Mark Power ... Tied for 29th at the NCAA Columbus Regional (217, +4), and tied for 32nd at the NCAA Championship (289, +9) ... Also tied for fourth at The Calusa Cup (214, -2), eighth (203, -7) at The Goodwin and second at the Southern Highlands Collegiate (205, -11) in the three events prior ... Tied for 42nd at Tech's spring opener (Amer Ari Intercollegiate) and 23rd at the Watersound Invitational ... Carried the third-lowest scoring average for a season (70.22 over 37 rounds) on record in Tech golf history ... Ranked No. 26 nationally in par-4 scoring (3.98) and 29th in first-round average (70.08, according to Golfstat ... Finished the spring as Tech's highest-ranked player in the nation – No. 27 by Golfstat and No. 27 in the Golfweek/Sagarin Index ... Posted a 19-24-4 head-to-head record against the nation's top 20 collegiate golfers as ranked by Golfstat ... In the fall, was runner-up at the Maui Jim Intercollegiate with a program-record 54-hole score of 194 (-16), tied for 10th at the Windon Memorial and 14th at the Hamptons Intercollegiate.

2021 Amateur Highlights: Tied for 4th place (214, -2) at The Spirit International in Trinity, Texas, where he was the captain for the South African team, which finished fifth in the men's team competition and eighth in the combined team (men and women) competition ... Tied for eighth place at the Patriot All-America in December in Litchfield, Ariz. (201, -9) ... Tied for 16th at the Monroe Invitational (279, -1) ... Finished 17th at the Dogwood Invitational (277, -11).

2020-21: Tech's highest-ranked player, No. 78 in the Golfstat rankings and No. 64 in the Golfweek/Sagarin ratings, made the GCAA All-East Region team ... Tops the team in stroke average at 71.57 in 28 rounds, and recorded four top-10 finishes, including a tie for fifth place at the NCAA Tallahassee Regional (209, -7) ... Tied for top team finish at the NCAA Championship (T44) with two tops of par or better ... Also tied for third at the Calusa Cup, tied for sixth at the Wyoming Desert Intercollegiate and fifth at the Linger Longer Invitational ... Tied for 15th at the ACC Championship (211, +1) ... No. 138 in the World Amateur Golf Ranking, No. 125 in the Scratch Players World Amateur Ranking, and South Africa's No. 2-ranked amateur ... Enrolled at Tech for the fall but had to take all classes virtually from South Africa because COVID prevented his departure to come to Atlanta ... Arrived in January too late to participate in team qualifying and missed the Jackets' first tournament (Camp Creek Invitational), but played in every event after.

2020 Amateur Highlights: Member of the South African national team ... One of five amateurs exempted from qualifying for the South African Open Championship (Dec. 3-6), will be his fourth appearance in the championship (was youngest player in the field when he made his debut in 2018).

High School: Attended Outeniqua High School, where he competed five years in golf for coach Val Holland, and four years in tennis under coach Albert Warren, playing in the top position ... His tennis team won the SWP district championship every year from 2015-19.

Junior/Amateur Golf: Ranked as high as No. 131 in the World Amateur Golf Ranking ... Became the youngest player ever to win the South African Amateur in 2017 ... Competed for South Africa in the Junior Presidents Cup in 2017 and 2019 ... In 2019, he was the runner-up at the Southern Cape Amateur Open and tied for 19th at the South Africa Stroke Play Championship ... Won the South African Match Play Championship in 2017 and reached the round of 16 in 2018 ... Also in 2018, tied for eighth at the St. Andrews Links Trophy, became the first-ever international champion of the East of Ireland Amateur, and tied for 11th place at the Junior Players Championship in Jacksonville, Fla.

TOURNAMENT RESULTS

2020-21	Date	Rounds	Scores	Par	Rank	W-L
Southwestern Invitational	1/25-27/2021	3	72-75-80=227	+11	t32nd/66	34-31
Amer Ari Invitational	2/2-4/2021	3	69-74-74=217	+1	17th/51	34-16
Wyoming Desert Intercollegiate	2/19-21/2021	3	70-74-68=212	-4	16th/120	114-5
Linger Longer Invitational	3/12-14/2021	3	71-71-68=210	-6	15th/87	82-4
The Goodwin	3/25-27/2021	3	75-75-65=215	+5	t43rd/146	103-42
Calusa Cup	4/4-6/2021	3	74-69-70=213	-3	t3rd/47	44-2
Atlantic Coast Conference Championship	4/23-26/2021	3	69-72-70=211	+1	t15th/60	45-14
NCAA Tallahassee Regional	5/17-19/2021	3	68-71-70=209	-7	15th/75	70-4
NCAA Championship (stroke play)	5/28-31/2021	4	69-75-76-70=290	+10	t44th/156	112-43
SEASON TOTALS	28	2004 Avg. 71.57	E	-	638-161	

2021-22	Date	Rounds	Scores	Par	Rank	W-L
Maui Jim Intercollegiate	9/10-12/2021	3	65-63-66=194	-16	2nd/90	88-1
Windon Memorial Classic	9/27-28/2021	3	68-71-71=210	-3	t10th/84	74-9
Hamptons Intercollegiate	10/4-5/2021	3	75-73-71=219	+3	t14th/72	58-13
Golf Club of Georgia Collegiate	10/22-24/2021	3	70-71-72=213	-3	t23rd/75	52-22
Amer Ari Intercollegiate	2/3-5/2022	3	67-72-73=212	-4	t42nd/115	73-41
Watersound Invitational	2/20-22/2022	3	71-73-73=217	+1	t23rd/72	49-22
Southern Highlands Collegiate	2/27-3/1/2022	3	65-71-69=205	-11	t2nd/84	82-1
The Goodwin	3/24-26/2022	3	68-67-68=203	-7	t8th/147	139-7
The Calusa Cup	4/3-5/2022	3	70-72-72=214	-2	t4th/45	41-3
Atlantic Coast Conference Championship	4/22-25/2022	3	71-66-68=205	-11	t3rd/60	57-2
NCAA Columbus Regional	5/16-18/2022	3	78-68-71=217	+4	t29th/75	46-28
NCAA Championship Stroke Play	5/27-30/2022	4	73-71-70-75=289	+9	t32nd/156	124-31
SEASON TOTALS	37	2598 Avg. 70.22	-1	-	883-180	

CAREER STATISTICS

Season	Rounds	Lo54	LoRnd	Par/-	Events	Top1	Top5	Top10	W-L	WLPct	Avg
2020-21	28	209	65	17	9	-	3	4	638-161	.798	71.57
2021-22	37	194	63	28	12	-	4	6	883-180	.831	70.22
Totals	65	194	63	45	21	-	7	10	1521-341	.817	70.80

STUDENT-ATHLETE PROFILES

BENJAMIN REUTER

Sophomore • 6-3 • 186 • Naarden, The Netherlands • Caland Lyceum

- Represented the Netherlands in the World Amateur Team Championships – 2022
- Member of the Dutch National Team
- Dutch National Stroke Play Champion – 2021
- Dutch national champion U12 – 2015, U15 – 2016, 2017



General: One of the top junior players in Europe, ranked No. 100 among all European amateurs at the end of the summer ... In mid-July, stood No. 191 in the World Amateur Golf Ranking, No. 496 in the Scratch Players amateur ranking and No. 482 in the European Golf Ranking ... Strong and impressive figure physically ... Brother Frederick plays soccer with professional club FC Utrecht ... Also enjoys playing soccer and tennis ... Plans to study business administration ... Last name pronounced "ROO-ter" ... Hometown pronounced "NAR-dun."

2022 Amateur Highlights: Named to compete for the Netherlands at the World Amateur Team Championships in Paris, France ... Finished 16th at the Ditch Amateur Championship in August ... Tied for 39th place at the European Amateur Championship in Valencia, Spain (292, +4) ... Member of the Dutch team that reached the finals of the European Team Amateur Championship in flight B (finished 9th in team stroke play), where they halved the championship match vs. Finland; tied for 25th in stroke play qualifier (140, even) and won two of his three individual matches against Kevin Jegers of Estonia and Antti-Jussi Lintunen of Finland.

2021-22: Tied for fourth at the NCAA Columbus Regional (211, -2) and tied for 22nd in ACC Championship stroke play (214, -2) for his top finishes this spring ... Won his ACC semifinal individual match over Florida State's Brett Roberts (1-up) and pushed Wake forest's Alex Fitzpatrick to 21 holes before losing the deciding match in the finals ... Shot 78-76 in two NCAA Championship rounds before being subbed out ... Tied for 30th in Tech's spring opener in Hawai'i and 34th at the Watersound Invitational ... No. 283 in the Golfstat rankings and No. 202 in the Golfweek/Sagarin Index ... Played three times in the fall, earning his best finish with a tie for 13th at the Golf Club of Georgia Collegiate ... Also tied for 21st at the Hamptons Intercollegiate ... Posted stroke average of 72.00 over 29 rounds, seventh-best by a freshman in program history.

2021 Amateur Highlights in United States: Tied for 11th in stroke play at the U.S. Junior Amateur (141, -2) and won his first-round match against Matvey Golovanov (6&5) ... Lost in the round of 32 to Jackson Van Paris (\$&3).

European Golf: Won the Dutch National Stroke Play Championship in August (2021) and was the runner-up in the Dutch U18 Championship in July (2021) ... Finished 13th in the 2021 Spanish Amateur Championship and reached the round of 16 in match play ... Finished fourth in the German Boys Open ... Shot 69-74 to help The Netherlands finish fifth in the stroke play portion of the 2021 European Amateur Team Championship ... Won the Dutch national under-15 championship three consecutive years (2016, 2017, 2018) before finishing second in the country's U18 championship in 2019 and seventh in 2020 ... Performed well in other Dutch national events against all-aged competition – he finished eighth and third in the national stroke play championship the last two years, as well as 22nd and second the last two years in his country's national open championship ... Finished in the top-10 in six of 19 amateur events that counted toward points in the World Amateur Golf Ranking, including a sixth-place finish in the European Young Masters and ninth place in the International de France U18 in 2019 ... Against the world's top junior players, he finished 13th and 35th in the 2019 and 2020 Junior Orange Bowl Invitational in South Florida ... Owns the course record of 64 (-8) at his home club (Hilversumsche Golf Club).

TOURNAMENT RESULTS

2021-22	Date	Rounds	Scores	Par	Rank	W-L
Maui Jim Intercollegiate	9/10-12/2021	3	74-69-69=212	+2	164th/90	26-63
Hamptons Intercollegiate	10/4-5/2021	3	74-72-74=220	+4	121st/72	51-20
Golf Club of Georgia Collegiate	10/22-24/2021	3	70-71-69=210	-6	113th/75	62-12
Amer Ari Intercollegiate	2/3-5/2022	3	68-71-71=210	-6	130th/115	85-29
Watersound Invitational	2/20-22/2022	3	74-69-76=219	+3	134th/72	38-33
Southern Highlands Collegiate	2/27-3/1/2022	3	73-78-71=222	+6	167th/84	17-66
The Goodwin	3/24-26/2022	3	71-74-71=216	+6	188th/147	59-87
Atlantic Coast Conference Championship	4/22-25/2022	3	71-70-73=214	-2	122nd/60	38-21
NCAA Columbus Regional	5/16-18/2022	3	72-68-71=211	-2	14th/75	71-3
NCAA Championship Stroke Play	5/27-30/2022	4	78-76-0-0=154	+14	0th/156	0-0
SEASON TOTALS		29	2088 Avg. 72.00	+1		447-334

CAREER STATISTICS

Season	Rounds	Lo54	LoRnd	Par/-	Events	Top1	Top5	Top10	W-L	WLPct	Avg
2021-22	29	210	68	15	10	-	1	1	447-334	.572	72.00
Totals	29	210	68	15	10	-	1	1	447-334	.572	72.00

STUDENT-ATHLETE PROFILES

BRADY RACKLEY IV

Freshman • 6-4 • 215 • Atlanta, Ga. • The Lovett School

General: Two-time all-state high school player in Georgia who led The Lovett School to state and region championships in 2021 and 2022 ... Youngest of three children whose parents both attended Georgia Tech ... Enjoys playing pool and table tennis, fishing and woodworking ... Plans to study industrial engineering.

High School/Junior Golf: Four-year varsity player for coach Brent Creer who led The Lovett School to both state and region championships in 2021 and 2022 ... Team captain as a senior ... Finished second as an individual in the state championship 2021 and eighth in 2022... In 2020-21, had two tournament wins and 10 top-5 performances ... Won the AA individual region title in 2022 ... Was named to the Longhorn Invitational all-tournament team and placed fourth in the Georgia Junior Tour Championship ... Was awarded a spot on the Georgia all-state golf team in 2021 and 2022 ... Selected as the 2021 Bobby Jones award recipient for his success on and off the course ... Compiled a 98.86 weighted grade-point average, graduated cum laude, and is an Eagle scout ... Honor Roll/Principal's List for four years and member of the National Honor Society.



AIDAN TRAN

Freshman • 6-1 • 165 • Fresno, Calif. • Clovis North HS

General: California native who ranked as high as No. 39 in the Class of 2022 at the end of May, 2022, according to the American Junior Golf Association ... Committed to the Yellow Jackets before he ever played in a high school event ... Comes to Georgia Tech with three victories and eight other top-10 finishes in AJGA events since 2018 ... Plays golf right-handed, but is left-handed for everything else ... Second oldest of four children ... Enjoys watching football, working out, as well as playing table tennis, football and basketball ... Plans to major in business administration.

Junior Golf: Advanced to match play at the U.S. Junior Amateur, tying for 11th place with rounds of 68-71 in stroke play (139, -4) ... Collected three tournament wins and seven other top-10 finishes in AJGA events from 2018 through his signing with Tech, including a 10-stroke victory this year in the AJGA Junior at San Jose ... Also earned a top-10 finish at the AJGA Ping An Bank Open Championship and reached the round of 32 at the California Amateur Championship after tying for 12th place in stroke play ... Previously won the 2020 AJGA Longbow Golf Club Open and the 2018 AJGA Mahoning Valley Hospital Foundation Junior All-Star event ... Ranked as high as No. 22 in his class in the Golfweek/Sagarin Boys Index (No. 35 at end of May, 2022), and No. 43 by the Junior Golf Scoreboard.

High School: Four-year letterwinner in golf for coach Jed Noonkester at Clovis North High School ... Named the top male student-athlete across all sports following his senior year ... Tri-River Athletic Conference MVP in 2022 ... Earned all-section and all-league honors in 2019, 2021, 2022 (2020 season cancelled due to COVID-19) ... Won the California Interscholastic Federation Central Section Championship in 2021 and led Clovis North to a D1 Central Section Championship in 2022 ... Set a Clovis North high school tournament record with a bogey-free 63 in his very first competition as a ninth-grader ... Valedictorian of his high school class with straight A's, including 11 AP classes ... National Merit finalist in 2022 ... Won the College Board's AP Scholar of Distinction Award.



HIROSHI TAI

Freshman • 5-10 • 165 • Singapore • Windermere (Fla.) School

• Represented Singapore in the World Amateur Team Championships – 2022

General: Highly-ranked junior player who enrolled at Georgia Tech in January of 2022 following two years of military service in his native Singapore ... Ranked at high as No. 45 (American Junior Golf Association) and No. 40 (Junior Golf Scoreboard) nationally in his graduation year of 2020 ... Born in Hong Kong, he and his family have lived in Florida since middle school ... Graduated high school in 2020, then entered Singapore Navy ... Enrolled in business administration ... Enjoys fishing, photography, swimming and boating ... Name is pronounced "hi-RO-shee TIE."

2022 Amateur Highlights: Named to compete for Singapore at the World Amateur Team Championships in Paris, France ... Competed in the International Series Singapore event on the Asian Tour and tied for 44th place (283, -5) ... Tied for 10th place at the Dogwood Invitational (278, -10) ... Tied for 38th at the Porter Cup (288, +8).

High School: Played three seasons, one as team captain, for coach Kyle McClone at Windermere Prep, leading the team to a district championship in 2019 ... He finished sixth in the 2019 Florida High School Athletic Association State Championship and led Windermere to a third-place team finish in Class 1A.

Junior Golf: Rose as high as No. 40 in the Junior Golf Scoreboard (No. 11 in his class) and No. 45 in the AJGA rankings ... Peak of No. 521 in the World Amateur Golf Ranking ... Began his climb up the rankings in 2017, finishing fourth in the Junior Orange Bowl International Championship and sixth in the Jones Cup Junior Invitational ... In 2018, he won AJGA Junior in San Jose (including a hole-in-one), finished 13th in the AJGA Polo Junior Classic and 27th in the AJGA Rolex Tournament of Champions, all major events ... In 2019, he earned a top-15 finish at the Asia-Pacific Amateur Championship, was 15th at the Southeast Asian Games and 19th at the Terra Cotta Invitational.



HEAD COACH BRUCE HEPPLER



The Heppler File

- **Name:** Bruce Heppler
- **Birthdate:** March 27, 1960 in St. George, Utah
- **Joined Tech Staff:** June 27, 1995
- **Education:** Master's degree in sport management from Massachusetts in 1988; Bachelor's degree in accounting from Brigham Young in 1985; Associate degree in arts and sciences from Dixie Junior College in 1982.
- **Playing Experience:** Lettered at Dixie Junior College (1979).
- **Coaching Experience:** Head coach at Georgia Tech (1995-present), Assistant men's and women's coach at Oklahoma State (1991-95), Assistant men's coach at UNLV (1989-91), Head men's and women's coach at Amherst College (1987), USA Palmer Cup coach (2003, 2015)
- **Honors:** GCAA National Coach of the Year (2002); ACC Coach of the Year (1999, 2001, 2002, 2006, 2009, 2011, 2012, 2014, 2018, 2019); GCAA Region Coach of the Year (1999, 2001, 2002, 2006, 2009, 2011, 2012, 2014); has coached three U.S. Amateur champions (Matt Kuchar 1997, Andy Ogletree 2019, Tyler Strafaci 2020); Inducted into the Golf Coaches Association of America Hall of Fame in 2021; Inducted into the Georgia Golf Hall of Fame in 2022; Named Georgia Tech Honorary Alumnus in 2018; Successful completion of the CPA exam on first sitting (November, 1985); Member of American Institute of Certified Public Accountants; Member of the Golf Coaches Association of America, served as treasurer since 2007
- **Post-Season as a Head Coach:** 23 NCAA regional appearances, 18 NCAA Finals appearances, 3 NCAA runner-up finishes (1998, 2002, 2005), 4 NCAA Match Play appearances (2010, 2011, 2013, 2014), NCAA regional champions (1998, 1999, 2002, 2015), ACC Champions (1999, 2001, 2002, 2006, 2007, 2009, 2010, 2011, 2012, 2014, 2015, 2018, 2019); 2002 NCAA individual champion (Troy Matteson). **As an Assistant Coach:** 1995 NCAA Championship, first place (Oklahoma State); 1992 NCAA Championship, third place (Oklahoma State); 1991 NCAA Individual Champion (Warren Schutte, UNLV); 1990 West Region Champion (UNLV).

27 Years at Tech

ACC Coach of the Year 10 times

13 ACC Championships

18 NCAA Finals Appearances



If a consistently high level of success over a long period of time is the measure of a great program, then Georgia Tech's golf program under Bruce Heppler would certainly meet the standard. His peers recognized this long ago in 2013 when they inducted him into the Golf Coaches Association of America Hall of Fame, and most recently was selected for induction into the Georgia Golf Hall of Fame in 2022.

Georgia Tech's run of Atlantic Coast Conference championships and NCAA Championships performances — 13 ACC titles and 18 trips to the NCAA Championship finals — are unprecedented for any sports program in school history, while the Yellow Jackets have won 70 tournaments in his 27-plus years.

Heppler has guided the Yellow Jackets to an NCAA regional every year they have been played since 1998 (no ACC or NCAA championship in 2020 due to the coronavirus), while 18 of those teams advanced to the NCAA Finals, and 11 finished in the top eight (four of those under the NCAA match play format), including three runner-up showings. Since 2000, Tech has finished outside the top 10 in both polls only four times.

During his tenure, Tech has won or shared 13 Atlantic Coast Conference titles. Only two ACC coaches have led their teams to more ACC titles than has Heppler. The Yellow Jackets have captured or shared 64 team titles overall.

He has been named ACC Coach of the Year 10 times, most recently in 2019, more than any ACC coach in conference history.

In a July, 2015 poll of his coaching peers conducted by Golfweek magazine, Heppler ranked No. 3. His program was ranked No. 2 among College Factual's ranking of the best colleges to play golf, taking into account both the quality of the golf team, as well as the academic success of the players and the quality of the school.

Heppler has recruited and developed his share of star players as well. The Yellow Jackets have had at least a pair of All-Atlantic Coast Conference honorees 21 times in 27 years, and landed four members of the team on the squad four times (2005, 2011, 2018, 2019). Tech has had at least two players earn All-America honors 14 times, with 21 first-team selections in that period of time. Three of his players, Matt Kuchar, Bryce Molder and Troy Matteson, have been named national player of the year.

Twelve of Heppler's players are currently active members of either the PGA Tour or the Korn Ferry Tour, with several other recent graduates climbing their way up through the other professional tours.

Three of Heppler's players at Georgia Tech — Kuchar in 1997, Ogletree in 2019 and Tyler Strafaci in 2020 — have won the coveted United States Amateur Championship. Only one other college coach, Buster Bishop at Florida in the 1960s and 1970s, can claim that distinction. With Andy Ogletree's and Tyler Strafaci's victories in 2019 and 2020, Georgia Tech became the first institution to have teammates win the title in back-to-back years.

Kuchar, Molder, Nicholas Thompson, Cameron Tringale, Ogletree and Strafaci have represented the United States in the Walker Cup matches. Twice, in 1998 and 2013, five or more of the Heppler's active Tech players have qualified to play in the U.S. Amateur. Six of Tech's seven returning players in 2013 competed in that year's U.S. Amateur in Brookline, Mass., an unprecedented feat.

Heppler has been named to coach the United States team in the Palmer Cup twice, in 2003 and 2015, and 10 of his players have also represented the USA in that annual event.

On the conference level since 1985, when the Yellow Jackets won their first ACC Championship, Tech has earned more NCAA Championship berths than any team except Clemson. The Jackets have earned more top-10, more top-5 and more top-2 finishes in NCAA Championship competition than any other ACC team. Tech also has had more All-America selections (63) than any other ACC team during the same period except the Tigers.

His players have been just as successful in the classroom. Tech's golf program has been recognized with a perfect Academic Progress Report score of 1000 for 15 straight years, and every senior has graduated.

Twenty-one different players under Heppler have been named All-America Scholars (a total of 36 times) by the Golf Coaches Association of America, which requires a minimum 3.2 GPA and participation in at least 75 percent of a team's events. Two, All-Americans Bryce Molder and Roberto Castro, received the NCAA's Top VIII Award, an honor given to eight student-athletes from all sports each year and recognizes those who excel in their sport and in the classroom, and exhibit high character, leadership and service to others.

It didn't take long for Heppler to restore the glory to Tech's golf program following a couple of lean years in the mid-1990s. After recruiting future All-Americans Kuchar and Molder, Heppler had the Yellow Jackets back in the NCAA Tournament in his third season, where they finished third, just four shots off the lead. Tech also was ranked No. 1 in the nation during the course of the year and won the NCAA East Regional.

Even better things were to come as Tech captured the first of its ACC titles under Heppler in 1999. In 2000 the Yellow Jackets came the closest to an NCAA Championship in their history, tying for first after 72 holes with Oklahoma State before losing a one-hole playoff. On the year, Tech captured four team titles and finished in the top four in each event it entered.

During the 2001 campaign, the Jackets won their second ACC crown in three years, the second under Heppler, captured a school-record-tying five tournament wins during the year and finished fourth in the NCAA Championship. For his efforts, Heppler was named ACC Coach of the Year and guided three All-Americans in Molder, who was also the consensus National Player of the Year, Matteson and Kris Mikkelsen.

In 2002, Heppler led the Yellow Jackets to arguably the best season in school history, as Tech captured seven team titles, a new program record, and finished second at the NCAA Championship. In the process, Heppler earned National and ACC Coach of the Year honors. During the year, the Jackets won the school's eighth ACC title, while placing all five starters on GCAA All-America teams. Under Heppler's tutelage, Matteson became the third Tech player to win the national individual title.

The Yellow Jackets have been to the NCAA Championship every year since 1998 (no championship was held in 2020), and only five times in that period failed to advance out of a regional. In the 12 years the NCAA has conducted the current medal/match play format for the championship, Tech has advanced to match play four times.

A native of St. George, Utah, Heppler has demonstrated his strength as a recruiter by attracting both National Players of the Year during 1997-98 and the ACC Players of the Year for 1998, 1999, 2000 and 2001. His first recruit at Tech was Kuchar, who won the 1997 U.S. Amateur Championship and was named the ACC Player of the Year and the Fred Haskins National Player of the Year in 1998. Molder was the Jack Nicklaus Player of the Year in 1998 and in 2001, along with being named the ACC Player of the Year in 1999, 2000 and 2001. The trio of seniors who graduated in 2020 — Ogletree, Strafacci and Luke Schniederjans — won 14 tournaments, including two ACC Championships, and four individual titles.

All those accomplishments led the Georgia Tech Alumni Association to name him an Honorary Alumnus in 2018.

Heppler, a dean's list student at Brigham Young, earned his bachelor's degree in accounting from BYU in 1985, and later received his master's degree in sport management from Massachusetts in 1988. He played golf for one year at Dixie Junior College in St. George before transferring to Brigham Young.

He became a certified public accountant in 1985 and spent one year in the firm of Huber and Associates in Salt Lake City, then began his collegiate coaching career in 1987 as the men's and women's golf coach at Amherst. He then spent two years as an administrative assistant at UNLV, becoming the assistant men's golf coach at UNLV in 1989. He spent two years in that role before moving to Oklahoma State in 1991.

"Georgia Tech is a great fit for me," said Heppler. "This is one of the five or six best programs right now if you look around at college golf's successful teams since the '90s. We have a lot of alumni on the PGA Tour, which is great for the school. Young people can see they have a chance to be player of the year or win a national championship here. It's a great school academically, which is a real draw with the general pool of talent out there interested in playing college golf."

Heppler is married to the former Traci Schull of Southbury, Conn., and they have a son, Zakary, and a daughter, Moriah. Heppler is actively involved with Atlanta Alliance for Children and is a member of the Golf Coaches Association of America.

Heppler's Players in Professional Golf*

Anders Albertson	PGA Tour
Bo Andrews	developmental tours (retired)
Roberto Castro	PGA Tour (retired)
Will Dickson	developmental tours
J.T. Griffin	Korn Ferry Tour
Chesson Hadley	PGA Tour
Shun Yat Hak	PGA Tour China
Paul Haley	PGA Tour
Matt Kuchar	PGA Tour
Troy Matteson	PGA Tour (retired)
Bryce Molder	PGA Tour (retired)
Noah Norton	developmental tours
Andy Ogletree	Asian Tour
Chris Petefish	Korn Ferry Tour
Michael Pesciotta	developmental tours
Seth Reeves	PGA Tour
Luke Schniederjans	PGA Tour Canada
Ollie Schniederjans	PGA Tour
Kyle Scott	Korn Ferry Tour (retired)
Tyler Strafacci	PGA Tour Canada

Nicholas Thompson	PGA Tour
Cameron Tringale	PGA Tour
Minghao Wang	PGA Tour China (retired)
Matt Weibring	PGA Tour (retired)
Richy Werenski	PGA Tour
James White	PGA Tour Canada (retired)
Chan Song	PGA Tour China (retired)
Vincent Whaley	PGA Tour

*Players listed with highest level achieved



PLAYERS & STAFF

Heppler Year-by-Year

Year	All-Americans	All-ACC	Wins	+NCAA	#ACC	#Rank
1996	—	—	—	—	9th	—
1997	1	1	—	—	8th	—
1998	2	2	2	2nd	2nd	—
1999	2	3	3	%28th	Champions	—
2000	4	2	4	^2nd	2nd	1/na
2001	3	2	5	4th	Champions	2/2
2002	5	3	7	+2nd	Champions	1/1
2003	2	2	—	T11th	4th	12/13
2004	3	3	2	T5th	3rd	6/5
2005	3	4	1	2nd	2nd	3/3
2006	3	3	3	%26th	Co-champions	4/5
2007	3	2	1	8th	Co-champions	9/9
2008	1	2	—	!15th	4th	9/8
2009	1	1	1	T10th	Champions	7/10
2010	3	3	2	3rd (QF)	Champions	14/5
2011	3	4	2	2nd (QF)	Champions	2/3
2012	2	3	2	!6th	Champions	8/11
2013	3	2	2	2nd (SF)	4th	8/4
2014	2	3	6	5th (SF)	Champions	2/4
2015	2	2	4	9th	Champions	9/12
2016	—	—	—	!6th	4th	38/42
2017	—	2	—	!6th	T7th	21/22
2018	—	4	4	!6th	Champions	8/6
2019	—	4	6	18th	Champions	7/12
2020	1	n/a	4	n/a	n/a	3/7
2021	—	1	1	15th	!5th	25/24
2022	2	3	5	12th	2nd	11/10

+NCAA individual champion (Troy Matteson in 2002)

^Tied after 72 holes, lost playoff

%missed 36- or 54-hole cut at NCAA Championship

!finish in NCAA regional, did not advance to finals

(QF, SF, F) finish in NCAA match play

#Final ranking from Golfweek-Sagarin Ratings/Golfstat

GOLF STAFF

DEVIN STANTON

Assistant Coach

Third year at Tech

Georgia Tech, 2015

A former standout pitcher for Georgia Tech's baseball team who has spent time as a strength and conditioning coach and a professional caddie the last several years, Devin Stanton joined the Georgia Tech golf staff in July of 2019.

Stanton, 29, began his new role after spending the previous year as a strength and conditioning intern with Georgia Tech athletics, helping coach the baseball team, golf team and track and field athletes in the weight room, and also training the men's and women's cheerleading teams. In the golf program, he is responsible for recruiting, fitness development during competitions, assisting with practice design and set up, supervising technology at Tech's Noonan Practice Facility, and assisting with all other daily compliance and reporting responsibilities. In his two seasons, the Yellow Jackets have earned final national rankings of No. 7 and 26, the latter ending in a top-15 finish at the NCAA Championship following an inactive fall due to COVID-19, which cut short the spring of 2020.

Since August of 2016, Stanton has operated his own business as a physical preparation coach, managing the development process of high school athletes and professional golfers, as well as implementing off-season training programs for professional baseball players. As part of his business, Stanton managed the holistic training program consisting of stretching, strength and power improvement, recovery, and nutrition for former Tech golfers Anders Albertson and Vincent Whaley, both of whom have competed on the PGA Tour. He also spent two years caddying for Albertson on the Korn Ferry Tour while acting as his personal trainer. He also was on Andy Ogletree's bag when he won the U.S. Amateur in 2019.

Prior to that, Stanton spent three years as a strength and conditioning coach for Exercise Bioenergetics, Inc., in Sandy Springs, Ga., constructing detailed annual plans and training programs for the long-term athletic development of over 40 high school athletes of various sports.

As a pitcher at Tech, Stanton appeared in 58 games, including 17 starts, over five seasons between 2011 and 2015. His best season came in 2014 when he returned from an arm injury to pitch in 18 games and make 12 starts. He went 5-3 with a 2.24 ERA in 76 1/3 innings, ranking sixth in the ACC in ERA. He served as team captain in 2014 and 2015 and made the ACC Academic Honor Roll three times.

Originally from Lilburn, Ga., Stanton graduated from Tech in May, 2015, with a bachelor's degree in management. He made the Dean's List every semester from 2010-14, and was nominated as a senior for the Lowe's Senior Class Award, given to senior student-athletes who excel in the community, classroom, character and competition.

Stanton married former Yellow Jacket softball player Alysha Rudnik in 2015, and the couple live in Tucker, Ga., with their daughter, Hadley.



STEPHANIE SWANT TOBIN

Director of Operations

Seven years at Tech

Elon University

Stephanie Swant Tobin handles the dual roles of director of operations for the Georgia Tech golf program and management of special events and projects for the Georgia Tech Athletic Association.

Tobin originally joined the GTAA staff in December 2014 as the assistant to the senior associate athletic director for the Alexander-Tharpe Fund. In May 2015, she was named the executive assistant for Georgia Tech's director of athletics. In February, 2019, she joined Georgia Tech's golf staff as director of operations, supporting the team in the areas of fundraising, travel coordination and administrative support while continuing to manage events and projects for Tech athletics.

Before joining the Georgia Tech staff, Tobin spent time with multiple organizations, including 3i Private Equity (2007-10) in New York, San Eljo Dance and Music Academy (2010-12) in California, and Capital Group Companies (2012-13) in Los Angeles. She also worked in the Alexander-Tharpe Fund as a temp assistant for six months at the beginning of 2014 before moving to the Institute side of development.

A member of the Actors' Equity Association, she was a Regional Musical Theatre performer from 2003-11 and has been a dance choreographer since 2006 with the Southeastern Theatre Conference.

Tobin originally attended the University of Arizona, where she was a presidential scholar and made the Dean's List. She transferred to Elon (N.C.) University, where she graduated cum laude with a bachelor's degree in music theatre. She is married to former Tech football player Sean Tobin, and the couple has a daughter, Maddie.



JEFF PATON

Volunteer Coach

Second year at Tech

Georgia State, 1985

A veteran golf professional and instructor for nearly 40 years, Jeff Paton has served as a volunteer coach for the Georgia Tech team since August of 2021, along with his work coaching top-level amateur players and touring pros at all levels.

Paton has worked as a self-employed PGA Tour coach since 2015, following a 32-year career as a golf professional at various clubs in the area, including two stints as director of golf at the Golf Club of Georgia in Alpharetta, Ga., the Yellow Jackets' home golf course.

He began his career as a golf professional while still an undergraduate student at Georgia State, working from 1983-87 as an assistant pro at Brookfield West Country Club in Roswell, Ga. He moved on to serve as an assistant pro at the Atlanta Athletic Club in Duluth in 1987 before becoming the director of golf at the Golf Club of Georgia in 1993. After a short stint as director of golf and general manager at Chestatee Golf Club in Dawsonville in the late 1990s, he returned to the Golf Club of Georgia as director of golf and GM in 2001.

Along the way, Paton has been honored as the Georgia Section PGA Teacher of the Year and Georgia Section PGA Merchandiser of the Year (twice). He has served as past president of the Georgia PGA Assistants division, the Georgia PGA North Chapter and the Georgia Golf Course Owners Association, and has served on the board of directors of the Georgia Section PGA. He is a certified PGA Tour instructor.

Having lived in the Atlanta area since age 10, Paton is a longtime Georgia Tech sports fan, attended Wheeler High School in Marietta, West Georgia College in Carrollton and Georgia State University in Atlanta.



Amanda Brown
Assistant Director
Academic Services



Danielle Lipscomb
Academic Support
Coordinator



Steve Tamborra
Player Development Coach



Paul Wolkoff
Assistant Athletic Trainer



Matthew LaFoy
Assistant Director of Athletic
Grounds (Noonan Golf Facility)

ADMINISTRATION/EXECUTIVE STAFF

J BATT

Director of Athletics

Georgia Tech named J Batt director of athletics on Oct. 14, 2022. Batt comes to The Flats after departing the role of executive deputy director of athletics, chief operating officer, and chief revenue officer at the University of Alabama. He officially joins Georgia Tech on Oct. 24, 2022.

"We're excited to welcome J to Georgia Tech. His leadership experience at one of the most competitive programs in the nation and his extraordinary track record in fundraising and revenue generation will bring great value to Georgia Tech," said Georgia Tech President Ángel Cabrera. "As a former ACC student-athlete, J has a keen appreciation for what it takes for students to compete at the highest level while pursuing a degree at a top academic institution. He values and shares our culture of excellence and integrity and our commitment to student well-being and success. I look forward to working with him to secure and invest the resources necessary for a successful athletics program."

As athletic director at Georgia Tech, Batt will report directly to Cabrera and serve as a member of his cabinet. He will be responsible for planning, developing, administering, and advancing Georgia Tech's intercollegiate athletic programs, with a focus on building an environment that inspires and empowers student-athletes to be champions in academics, competition, and life.

"My family and I truly appreciate President Cabrera and his team for this opportunity, and we are incredibly excited to join the Georgia Tech family," said Batt. "I look forward to working with our student-athletes, coaches, staff, supporters, and fans to reach new heights, on and off the field, and to build on the rich tradition and history of this storied athletics department. We can't wait to become a part of the Atlanta community. Go Jackets!"

Batt was named the top candidate by Cabrera following a national search led by Parker Executive Search. The selection process included interviews with a committee comprised of a coach, senior athletics administrator, student-athlete, student-athlete alum, and faculty member who recommended a set of finalists for consideration by the president. The board of trustees of the Georgia Tech Athletic Association voted unanimously to approve Cabrera's proposal to appoint Batt.

According to Nick Saban, University of Alabama's head football coach, "Since arriving at Alabama, J has positively affected our program through the success of the Crimson Standard Initiative

while being a trusted advisor to our athletic director, Greg Byrne, and an essential part of our administrative team. We set a vision for the future of Alabama Athletics and Alabama football through the Crimson Standard and J as well as his team delivered with impressive results."

University of Alabama President Stuart R. Bell added, "Georgia Tech has made an outstanding hire in J Batt. He is a rising leader within intercollegiate athletics and has made a great impact during his time at the University of Alabama. He is a proven administrator and fundraiser and will be a great ambassador for the Institute and the community."

Batt joined the University of Alabama Athletics team as senior associate athletic director in 2017. He was responsible for guiding revenue generating, including charitable giving, ticketing, Tide Pride, and other revenue sources. He was promoted to COO and senior deputy athletic director in 2021 and to executive deputy director, COO, and chief revenue officer in 2022. Batt oversaw the successful development, implementation, and launch of the Crimson Standard, Alabama Athletics' 10-year, \$600 million capital initiative. He also provided day-to-day leadership of the department as a member of the Athletics executive team and served as the sport administrator for men's basketball.

"J has been such a strong leader as part of our executive team at Alabama. He has incredible vision and has done an outstanding job overseeing many areas of the department, beginning with development when he arrived in 2017," said Byrne. "He has done a masterful job with the operations of the department. J has been involved in all of our major decisions and has provided constructive insight and feedback to make us better. His experience working directly with our student-athletes, our coaches and Athletics staff, university leadership, and fan base has prepared him well for this moment. We are thrilled for J, his wife, Leah, and boys, Fitz and Graham. Georgia Tech made a home-run hire with J."

Nate Oats, Alabama's head basketball coach, said, "I am extremely happy for J, Leah, and their boys for this opportunity. His work ethic, character, wisdom, and vision for the University of Alabama have been great assets to our men's basketball program, and we are thankful for everything he has done to help our team and staff. I think he is a perfect fit at Georgia Tech, and I'm excited to see what the future holds under his leadership."

Previously, Batt was senior associate athletic director at East Carolina University and executive director of the Pirate Club, a position he held from 2013 to 2017. As a member of the ECU athletics executive leadership team, Batt oversaw a development operation that increased total fundraising in 2016 by more than 60% over ECU's previous best year. He also served as an associate AD and executive director of the Terrapin Club for the University of Maryland from 2011 to 2013. He joined the Terrapin Club staff in 2009 and served as executive director beginning in September 2011. Before his tenure at Maryland, Batt worked in athletics fundraising at James Madison University, the College of William & Mary, and his alma mater, the University of North Carolina at Chapel Hill.

A member of the Tar Heels' 2001 NCAA champion men's soccer team, Batt graduated from UNC with a bachelor's degree in journalism and mass communications and a master's degree in sports administration.



ADMINISTRATION/EXECUTIVE STAFF

DR. ÁNGEL CABRERA

President

Ángel Cabrera is the 12th president of the Georgia Institute of Technology, a leading public research university that serves more than 44,000 students through top-ranked graduate and undergraduate programs in engineering, computing, science, business, design, and liberal arts.

As president during the Covid-19 pandemic, Cabrera led the Institute through one of the most critical times in its history to break records in student applications, enrollment, graduation rates, and research awards. A member of the Association of American Universities, Georgia Tech is one of the fastest-growing and most research-intensive universities in the United States, is the nation's No. 1 university for research and development funding among those without a medical school, and ranks among the top 20 overall.

Under Cabrera's leadership, the Institute launched Transforming Tomorrow: The Campaign for Georgia Tech in June 2022. A five-year, comprehensive campaign designed to bring Georgia Tech's new strategic plan to fruition, Transforming Tomorrow will seek to raise more than \$2 billion in an effort to bring unprecedented advancements to the Institute that will together have the power to shape the future. The strategic plan, which launched in November 2020 after an inclusive process involving thousands of community members, is grounded in a new mission statement to "develop leaders who advance technology and improve the human condition."

Cabrera came to Georgia Tech on Sept. 1, 2019, after serving for seven years as president of George Mason University (GMU) in Virginia. During his presidency, GMU doubled its research expenditures, joined the top tier of research universities in the Carnegie Classification, opened a campus in South Korea, and led the Commonwealth of Virginia in enrollment growth. Before leading GMU, Cabrera was president of the Thunderbird School of Global Management, now part of Arizona State University, and dean of IE Business School in Madrid.

Cabrera serves on the boards of the National Geographic Society, Harvard College Visiting Committee, Atlanta Committee for Progress, Metro Atlanta Chamber, and Bankinter Innovation Foundation in Spain. He has served on the board of the Federal Reserve Bank of Richmond, the advisory boards of Georgia Tech and Instituto Tecnológico de Monterrey, and the boards of three publicly traded companies. He has received honorary degrees from Miami Dade College and Universidad Politécnica de Madrid.

Cabrera holds an M.S. and Ph.D. in cognitive psychology from Georgia Tech, which he attended as a Fulbright Scholar, and a B.S. and M.S. in computer and electrical engineering from Universidad Politécnica de Madrid. He is the first native of Spain to lead an American university and the second Georgia Tech alumnus to lead the Institute.

Cabrera met his wife, Beth, while both were graduate students at Georgia Tech. A former management professor at Carlos III University in Madrid and Arizona State University, Beth Fraser Cabrera currently delivers leadership development programs for business executives. Their son, Alex, is also a Georgia Tech graduate and is now a Ph.D. student at Carnegie Mellon University. Their daughter, Emilia, is a graduate of Harvard University.



DR. JENNA JORDAN

Faculty Athletics Representative

President Ángel Cabrera named Jenna Jordan, associate professor and associate chair in the Sam Nunn School of International Affairs, as faculty athletics representative (FAR) to the Georgia Tech Athletic Association (GTAA) in May 2022.

The FAR serves as the liaison between the Institute and the Athletic Association on issues regarding rules compliance activities, new developments at the NCAA, and activities related to Atlantic Coast Conference (ACC) membership. This is a part-time administrative position appointed for a term of three years. Jordan will replace Mechanical Engineering Professor Baratunde Cola, who is taking a leave of absence from faculty and university responsibilities to lead Carbice, the Georgia Tech spin-off company he founded, through its next phase of growth.


"Professor Jordan is not just an accomplished scholar but an exemplary educator who cares deeply about the growth and well-being of our students," said Cabrera. "She has made a difference these past years as a faculty guide with the Stamps President's Scholars, and I have no doubt she will have a similar impact in supporting the academic experience of our student-athletes and serving as an effective liaison between our faculty and our athletic program."

Jordan has been a Georgia Tech faculty member since 2012. Her research focuses on terrorism and political violence, international security, cybersecurity, wargaming, organizational theory, and statecraft. Her work has been published by Stanford University Press and in International Security, Security Studies, Conflict Management and Peace Science, the Journal of Cybersecurity, and International Trends as well as The New York Times, The Atlantic, the Chicago Tribune, Foreign Policy, and The Washington Quarterly. She holds a Ph.D. in political science from the University of Chicago, an M.A. in political science from Stanford University, and a B.A. in international relations from Mills College.

"Serving as faculty athletics representative is a unique opportunity to address the challenges facing student-athletes, and I am excited to be able to help guide their experience at Georgia Tech," she said. "I recognize the importance of building bridges across the Institute, and I hope to create new opportunities to facilitate meaningful student-athlete interaction, continuing the efforts of my FAR predecessors who fiercely advocated for and mentored our student-athletes. And I will continue to foster a culture of mentorship and support among the faculty and our student-athletes." Jordan's three-year term as FAR began July 1, 2022.



Jim Hall
Associate VP for
Development



Joeleen Akin
Associate AD/SWA
Student-Athlete Development



Dr. Angelo Galante
Associate AD
Sports Medicine/CMO



Jeff Keisler
Associate AD
Annual Giving & Engagement



Phyllis LaBaw
Associate AD
Student Services



Brad Stricklin
Senior Associate AD
Administration/Finance/CFO



Ayo Taylor-Dixon
Senior Associate AD
External Operations



Lance Markos
Associate AD / Compliance



Maureen Tremblay
Associate AD / Chief of Staff



Cameron Cilano
General Counsel
for Athletics

HISTORY AND RECORDS

Noonan Practice Facility	24
Dellinger Golf Center	25
Golf Club of Georgia Collegiate	26
Georgia Tech All-Americans	29
National Honors	30
National Champions	31
All-Conference Honors	32
National and International Champions	33
Professional Champions	34
All-Time Major Amateur Champions	35
International Competition	36
Team Awards/Hall of Fame	37
Georgia Tech Coaching History	38
Georgia Tech All-Time Greats	39-57
All-Time Tournament Champions	58
All-Time Letterwinners	59
Individual and Team Records	60-63
ACC Championship Summaries	64-66
NCAA Championship Summaries	67-70
Team History At-A-Glance	71
Year-by-Year Results (since 1947)	72-77
Georgia Tech Head-to-Head under Bruce Heppler	78-79

NOONAN PRACTICE FACILITY

A new era in the Georgia Tech golf program began on February 17, 2017 with the grand opening of the Noonan Golf Facility, a 13-acre complex on the edge of the Tech campus in midtown Atlanta where the Yellow Jackets can practice and work on every part of their games on a daily basis.

Every step of the way, two people have stood at the forefront of fundraising: Kim P. Noonan, IM 1983, and Thomas E. Noonan, ME 1983. Their leadership has been integral to the success of the project to date. They, along with countless other generous donors and volunteers, have continued to reach out to individuals, foundations, and corporations in helping to ensure that the overall philanthropic goal for the project is met, and that Georgia Tech's golf team will enjoy and make the most of the significant benefits that come with having a first-rate practice facility near the Tech campus.

"There is no doubting the importance of having a quality practice site near campus," said head coach Bruce Heppler. "We cannot thank our alumni and friends enough for supporting Georgia Tech golf, or put into words how much their association with the program means to us."

The story of this facility's birth is long, but the story here is about these Jackets and how they may benefit not only from the ability to hit balls from garages in the dead of winter, but having a facility where they can practice every shot imaginable practically in their back yard.

There are seven greens, shaped bunkers and approaches, all built with golf architect Tom Fazio's firm at the helm and former players like Matt Kuchar, Roberto Castro, Kris Mikkelsen and Carlton Forrester and others advising. The East end of the property, named for alumnus David Dorman, is designed for work on every short-game situation imaginable. Routing has been designed into the entire property for a par-3 competition course, named for alumni Linda and Ray Helton.

Add the fact that one of the world's top teaching pros is splitting time between working with professional golfers in south Florida, North Carolina and the new facility, and Tech has a gold mine.

Beyond the clubhouse, named for Stewart and Lisa Cink, which includes lockers, showers, a kitchen area, a washer and a dryer, a refrigerator, microwave, and large television screens everywhere, there is the business of technology.

Inside the Kuchar Teaching Center, which includes three hitting bays, one of which is can be set up specifically for putting work, players and coaches have the ability to study their shots on video and with devices that monitor club head speed, weight on front foot vs. back foot, on toes vs. heels, club angle, ball velocity, and more.

"I think you can hit more individual shots here that you would see on a course," said 2018 graduate Chris Petefish. "Before, it was just more of a wide-open piece of land of grass and range. Now, we have a lot more greens that you can hit more kinds of shots into and see how the ball reacts, and have competition with each other."

Beyond the par-3 options, players can work on everything.

Volunteer coach Jeff Pierce, a professional instructor, volunteers time to the Tech program in exchange for being allowed to use the facility and all the new video and technology equipment that he helped Heppler order to work with multiple PGA professionals, as well as the Jackets.

It's all about how they can practice any and every shot to goals designed by professionals -- and Tech graduates -- Kuchar, Cink, Castro and the Tom Fazio design group.

Former players Mikkelsen and Forrester also had a lot to do with the design, right down to the nuances of the false front on one of the practice greens.

The contributions of former Tech golfers are huge in this. Tech people give back.

"It came out even better than we ever expected," said Castro. "Matt Kuchar and Kris Mikkelsen and I have hit balls out here, and just the different shots that you can hit ... it might be the best practice facility in the Southeast."

Forrester believes that Tech's new practice facility will help recruiting.

"Oh, I think so," he said. "I think you'll see ... it was a piece of land with a couple holes on it, but now you've got this clubhouse and just a spectacular facility that's going to attract alumni, players and ... I think for a college golfer, this is just a spectacular asset."

Castro, a PGA Tour professional who lives close to campus, said he'll make the new facility his second home, especially since his coach -- Pierce -- is on hand.

"I left my house at 8:30, and at 8:35 I'm here and I got a full morning of work in with him. It's a game changer," Castro said. "It's top-to-bottom. I'll continue to use it, hopefully, and it's a huge asset to anyone playing professionally."

"I still live in town, and if you spend a day here you're not going to leave this facility and say, 'Well, if I had been at East Lake, or Golf Club of Georgia, I could've gotten X, Y or Z. It's amazing.'"

This remarkable, one-of-a-kind set-up would not have been possible without Heppler or the dozens of donors whom he marshalled for the \$16 million project between 14th and 16th Streets in Midtown Atlanta. This is a multi-decade project, spanning four athletic directors.

The go-ahead came from Tech president G.P. "Bud" Peterson in the fall of 2014 after many months of collaborating with philanthropic partners to secure the financial resources needed to initiate the first phase of the project to renovate the existing site. The property, which has served as the Yellow Jackets practice site for several years, was purchased in 2015 by the Georgia Tech Athletic Association, which then embarked on an ambitious plan to re-develop the site into one of the top practice facilities in college golf.

"Georgia Tech's golf team has a tradition of excellence, both athletically and academically," said Peterson. "Through ongoing support, we're taking bold and decisive steps to provide a state-of-the-art practice facility immediately adjacent to campus. This exciting and transformative project has the potential to make a dramatic impact on student-athletes' experience while at Tech, and on our ability to continue the successful recruitment of the best golfers in the nation."

The golf program at Georgia Tech has set a high standard -- winning 18 Atlantic Coast



Conference championships, producing talented professional golfers, and maintaining a Dean's List cumulative GPA among players and achieving a perfect score every year in the NCAA Academic Progress Index.

As Cink (MGT 1995) put it, "In an effort to recruit the best possible student-athletes, a program must provide outstanding facilities. The proximity of the practice facility to campus is a tremendous asset."

FACTS AND FIGURES

Thirteen acres in midtown Atlanta

Stewart and Lisa Cink Clubhouse

- Living Room
- Locker Room
- Kitchen
- Storage room

Kuchar Learning Center with Hitting Bays

- Three bays to hit out to range
- Each equipped with cameras, V1 software, and Trackman
- One bay set up with SAM Putt Lab

Seven Greens

- 4-acre short game area includes 6,000 square-foot putting green, a 4,000 square-foot chipping green and a specially designed wedge green
- 4 additional greens used for par 3 course, chipping, putting, or full shots

Six Tee Boxes

- Used for par-3 course or additional wedge/iron targets

Range Tee

- Located just in front of club house and hitting bays
- Provides largest area for range practice

Driver Tee

- Fairway up to 340 yards
- Defined by several bunkers and different grass types

Five Greenside Bunkers

- Can also be used as fairway bunkers

Three Different Types of Fairway Grasses Used

- Zoysia
- 419 bermuda
- Tift grand bermuda

Nine-Hole Par-3 Course routing

- Shots ranging from 75 yards to 225 yards



DELLINGER GOLF CENTER

The Dellinger Golf Center, housed on the ground level of the North stands of Bobby Dodd Stadium, was originally dedicated on Oct. 13, 1990, and reopened after renovation and expansion of the North end zone in the fall of 2003. It was named for Tech golf enthusiast James Dellinger, and is the perfect spot for studying, relaxing, watching television, playing pool and table tennis or browsing the internet. It is also a glorious reminder of Georgia Tech's great golf tradition.

The Dellinger Center houses a lounge with a large-screen television and audio/visual system, video game console and comfortable couches for the enjoyment of Tech's golfers. Additionally, there are offices for the Tech coaching staff and a golf club-style locker room. The center also includes a study hall with computer stations with internet access, along with a recreation room that includes table tennis, shuffleboard and billiards as well as exercise equipment.

The carpeted lounge area is named for Charles R. Brown, the catalyst responsible for the modern success of Tech golf.

On the walls, you'll find portraits of each of Tech's All-America golfers, from Watts Gunn in 1927 to the most recent All-Americans Anders Albertson and Ollie Schniederjans, plus photos of Tech championship teams and memorabilia of alumni accomplishments in professional golf.

On display in trophy cases is memorabilia from the days of Watts Gunn, Bobby Jones and Charlie Yates. Encased in the center are Tech's National Player of the Year trophies honoring David Duval, Stewart Cink, Matt Kuchar and Bryce Molder. Also on display are Tech's NCAA Regional individual championship trophies, and all 18 ACC championship trophies. Prominent displays of Tech's GCAA All-America honorees are in both the locker room and television lounge.

Tech's three team trophies, the Robert Tyre Jones Award for the team's outstanding player, the Watts Gunn Trophy for the team's most improved and dedicated player, and the Charles Yates Cup for academic achievement, are also displayed here.

As part of Tech's renovation of Bobby Dodd Stadium, the renovated golf center was completed in the fall of 2003 along with the expanded north end zone of the stadium.



GOLF CLUB OF GEORGIA COLLEGIATE INVITATIONAL

When the Golf Club of Georgia and Georgia Tech joined forces with the idea of hosting one of the nation's premier collegiate golf events in 2005, the idea was to bring together the nation's top golf programs to play one of the top golf facilities in the state of Georgia and enjoy a first-class golf experience.

The United States Collegiate Championship was the result, and the event has been a rousing success, drawing rave reviews from coaches and players alike. The first four events were played during the spring, but due to scheduling conflicts, the tournament was not played during the 2009-10 academic year. It then became a major event on the collegiate fall schedule in 2010. In 2016, the name was changed to The Golf Club of Georgia Collegiate Invitational to reflect the host venue.

The 2008 event, in which Clemson captured its second title in four years, attracted the nation's top 11 teams according to the Golfweek/Sagarin Performance Index, making it the strongest field of any regular-season collegiate event, and that pattern continues to the present.

"This event is in a class by itself in college golf," said East Tennessee State coach Fred Warren. "Everything associated with the tournament is first-class in every sense of the word."

"It really does kind of give you a feel of Augusta," said Wake Forest alumnus Webb Simpson, the 2005 Southern Amateur champion who had a first- and second-place finish in the event.

"To have a tournament of this magnitude at a facility we feel is the best in the country is very exciting," said Georgia Tech coach Bruce Heppler, whose program has enjoyed a long-standing relationship with The Golf Club of Georgia. "Knowing and appreciating the commitment and enthusiasm the staff and the members hold toward the event, it makes us feel very comfortable that it has become a very special tournament."

The competition and golf experience of The Golf Club of Georgia Collegiate Invitational are as first-class as the quality of its teams.

The course is not roped, allowing galleries an intimate

opportunity to walk with the competitors, as is the case with the club's annual Georgia Cup match between the United States and British Amateur champions. Rules officials and scoring volunteers also accompany each group, giving the competitors the feel of a championship event.

"As far as college tournaments go, the U.S. Collegiate Championship did, in fact, raise the bar," wrote the late Ron Balicki in Golfweek magazine. "Providing a great golf course is one thing. Providing all the extras and the unsurpassed hospitality is another, and is what pushed the bar to new heights of what a college tournament could be."

The Golf Club of Georgia, a 36-hole Arthur Hills facility north of Atlanta named "Best New Private Course in America" in 1991 by Golf Digest, also served as the host site for the 2007 NCAA East Regional Championship, with Georgia Tech as the host institution. The Lakeside Course, on which both tournaments have been played, measures 7,017 yards and plays to a par of 72.

Annual Tournament Results

Year	Team Champion (Score)	Medalist (Score)
2006	Clemson (291-283-290—864)	Stephen Poole, Clemson (70-70-71—211)
2007	Georgia (296-295-293—884)	Webb Simpson, Wake Forest (72-72-71—215)
2008	Southern California (294-287-283—864)	Trent Leon, Oklahoma State (69-69-70—208)
2009	Clemson (283-309-284—876)	Erik Flores, UCLA (65-74-73—212)
2010	Georgia Tech (271-285-280—836)	James White, Georgia Tech (62-70-72—204)
2011	UCLA (288-281-283—852)	Johannes Veerman, Texas A&M (71-70-69—210)
2012	Georgia Tech (291-291-292—874)	Patrick Rodgers, Stanford (70-72-67—209)
2013	Oklahoma State (284-281-284—849)	Ollie Schniederjans, Georgia Tech (66-69-71—206)
2014	Texas (278-288-277—843)	Derek Bard, Virginia (66-71-64—201)
2015	Auburn (285-285-285—855) Wake Forest (284-285-286—855)	Derek Bard, Virginia (66-72-72—210), Maverick McNealy, Stanford (69-74-67—210), Will Long, Auburn (68-68-74—210), Cameron Young, Wake Forest (70-73-68—210)
2016	Virginia (289-287-280—856) Texas (291-288-277—856)	Jimmy Stanger, Virginia (67-68-72—207) Max McGreevey, Oklahoma (68-69-70—207)
2017	Oklahoma State (277-286-274—837)	Doug Ghim, Texas (66-67-70—203)
2018	Southern California (278-280-284—842)	Justin Suh, Southern California (67-67-68—202)
2019	Duke (284-291-287—862)	Eddy Lai, UCLA (72-69-68—209), William Paysse, Texas A&M (67-72-70—209)
2020	event not held (COVID-19)	
2021	Pepperdine (275-275-272—822)	Joe Highsmith, Pepperdine (63-65-69—197)

Tournament Records

INDIVIDUAL

Low round: 62 (10-under), James White, Georgia Tech, 2010

Low tournament score: 197 (-19), Joe Highsmith, Pepperdine, 2021

Highest winning score: 215 (-1), Webb Simpson, Wake Forest, 2007

Largest margin of victory: 5 strokes, James White, Georgia Tech, 2010

TEAM

Low round: 270 (-18), Georgia Tech, 1st round, 2018

Low tournament score: 822 (-42), Pepperdine, 2021

Highest winning score: 884 (+20), Georgia, 2007

Largest margin of victory: 27 strokes, Georgia Tech, 2010

Slimmest margin of victory: Auburn and Wake Forest tied for 1st place, 2015; Virginia and Texas tied for 1st place, 2017



GEORGIA TECH'S 2012 USCC CHAMPIONSHIP TEAM

GOLF CLUB OF GEORGIA COLLEGIATE | ALL-TIME RESULTS

2006 (April 10-11)

Team Results	1	2	3	Total	+/-
1. Clemson		290	864	E	
2. Florida		292	867	+3	
3. Wake Forest		300	875	+11	
4. Georgia Tech		288	876	+12	
Georgia		285	876	+12	
6. Georgia State		303	885	+21	
7. TCU		294	890	+26	
8. East Tennessee State		296	895	+31	
9. Alabama		304	896	+32	
10. Texas		308	899	+35	
11. Brigham Young		298	903	+39	
12. Tennessee		309	913	+49	
13. Florida State		311	916	+52	

Top 10 Individuals	1	2	3	Total	+/-
1. Stephen Poole, Clemson	70	70	71	211	-5
2. Brendon Todd, Georgia	70	72	70	212	-4
Webb Simpson, Wake Forest	68	67	77	212	-4
4. Michael Barbosa, Georgia Tech	70	75	68	213	-3
Matt Every, Florida	68	72	73	213	-3
6. Chris McCartin, Wake Forest	72	69	74	215	-1
7. Rhys Davies, East Tennessee St.	68	75	73	216	E
Hilary Horschel, Florida	73	72	71	216	E
Jeff Bell, Texas	75	67	74	216	E
10. Jonas Blixt, Florida State	72	70	75	217	+1
Daniel Summerhays, BYU	75	71	71	217	+1
Tanner Ervin, Clemson	74	70	73	217	+1
Matthew Swan, Alabama	71	74	72	217	+1

2007 (April 9-11)

Team Results	1	2	3	Total	+/-
1. Georgia	296	295	293	884	+20
2. UCLA	299	302	291	892	+28
3. Wake Forest	296	305	293	894	+30
4. Georgia Tech	292	306	298	896	+32
Georgia State	298	302	296	896	+32
6. Clemson	292	301	305	898	+34
7. East Tennessee State	300	305	294	899	+35
8. Alabama	299	313	289	901	+37
Oklahoma State	298	302	301	901	+37
10. Florida	305	298	300	903	+39
11. Brigham Young	310	297	302	909	+45
12. Southern California	304	301	305	910	+46
13. Texas	305	312	299	916	+52
14. TCU	309	306	302	917	+53
15. Florida State	310	306	305	921	+57

Top 10 Individuals	1	2	3	Total	+/-
1. Webb Simpson, Wake Forest	72	72	71	215	-1
2. Hudson Swafford, Georgia	72	72	72	216	+2
3. Chris Kirk, Georgia	70	77	72	219	+3
Chris McCartin, Wake Forest	72	73	74	219	+3
Joel Sjöholm, Oklahoma State	71	75	73	219	+3
6. Kevin Chappell, UCLA	73	75	72	220	+4
Ryan Posey, Oklahoma State	76	75	69	220	+4
8. Rhys Davies, East Tennessee State	76	73	72	221	+5
Cameron Tringale, Georgia Tech	72	77	72	221	+5
10. Roberto Castro, Georgia Tech	74	74	74	222	+6
Lucas Lee, UCLA	74	75	73	222	+6

2008 (March 24-26)

Team Results	1	2	3	Total	+/-
1. Southern California	294	287	283	864	E
2. Oklahoma State	292	294	281	867	+3
3. Alabama	294	289	289	872	+8
4. Georgia Tech	296	290	289	875	+11
5. Florida State	291	301	285	877	+13
6. Texas A&M	304	293	284	881	+17
7. UCLA	290	298	294	882	+18
8. Georgia State	298	296	289	883	+19
9. Georgia	302	298	286	886	+22
10. Charlotte	304	297	288	889	+25
11. Stanford	310	301	286	897	+33
12. East Tennessee State	294	306	299	899	+35
13. Coastal Carolina	302	306	294	902	+38
14. Texas	313	300	303	916	+52
15. Brigham Young	312	313	295	920	+56

Top 10 Individuals	1	2	3	Total	+/-
1. Trent Leon, Oklahoma State	69	69	70	208	-8
2. Rickie Fowler, Oklahoma State	72	70	67	209	-7
Jamie Lovemark, Southern California	74	69	66	209	-7
4. Joel Sjöholm, Georgia State	69	73	68	210	-6
5. Cameron Tringale, Georgia Tech	69	71	73	213	-3
6. Ignacio Elvira, Texas A&M	74	72	69	215	-1
Matt Van Zandt, Texas A&M	71	74	70	215	-1
8. Corey Nagy, Charlotte	72	71	74	217	+1
Michael Thompson, Alabama	71	73	73	217	+1
10. Esteban Calisto, Brigham Young	71	77	70	218	+2
Kevin Chappell, UCLA	69	75	74	218	+2
Steve Ziegler, Stanford	76	74	68	218	+2

2009 (April 5-7)

Team Results	1	2	3	Total	+/-
1. Clemson	283	309	284	876	+12
2. Stanford	289	290	299	878	+14
3. Georgia Tech	291	302	288	881	+17
4. Georgia	295	292	296	883	+19
5. Alabama	291	301	294	886	+22
Texas A&M	296	287	303	886	+22
7. UCLA	284	305	298	887	+23
Washington	287	298	302	887	+23
9. Southern California	285	308	295	888	+24
10. Oklahoma State	289	305	301	895	+31
11. South Carolina	291	303	303	897	+33
12. East Tennessee State	306	303	297	906	+42
13. Florida	296	314	299	909	+45
14. Indiana	303	297	310	910	+46
15. Florida State	302	309	304	915	+51

Top 10 Individuals	1	2	3	Total	+/-
1. Bud Cauley, Alabama	70	69	73	212	-4
Erik Flores, UCLA	65	74	73	212	-4
3. David Chung, Stanford	75	66	73	214	-2
4. J.T. Griffin, Georgia Tech	72	74	70	216	E
Steve Ziegler, Stanford	70	71	75	216	E
6. Brian Harman, Georgia	75	71	71	217	+1
7. Brooks Koepka, Florida State	70	74	74	218	+2
Geoff Shaw, Texas A&M	73	73	72	218	+2
9. Rhys Enoch, East Tennessee State	75	73	71	219	+3
Kyle Stanley, Clemson	69	79	71	219	+3

2010 (October 24-26)

Team Results	1	2	3	Total	+/-
1. Georgia Tech	271	285	280	836	-28
2. UCLA	286	287	290	863	-1
3. Texas A&M	284	286	296	866	+2
4. Southern California	288	279	300	867	+3
5. Virginia	289	293	288	870	+6
6. Wake Forest	300	291	280	871	+7
7. Duke	292	290	290	872	+8
8. California	291	290	295	876	+12
9. Kent State	294	301	294	889	+25
Florida State	298	298	293	889	+25
11. Washington	301	293	300	894	+30
12. Clemson	303	300	302	905	+41
13. East Tennessee State	300	302	305	907	+43
14. Georgia State	309	304	296	909	+45
15. South Carolina	305	302	312	919	+55

Top 10 Individuals	1	2	3	Total	+/-
1. James White, Georgia Tech	62	70	72	204	-12
2. T.J. Vogel, Southern California	74	69	66	209	-7
3. Jordan Russell, Texas A&M	69	70	71	210	-6
4. Kyle Scott, Georgia Tech	70	71	71	212	-4
Richy Werenski, Georgia Tech	70	75	67	212	-4
6. Steve Lim, Southern California	69	69	75	213	-3
7. Lee Bedford, Wake Forest	70	74	71	215	-1
Patrick Cantlay, UCLA	72	68	75	215	-1
Mario Comens, UCLA	73	70	72	215	-1
Austin Duke, Duke	69	72	74	215	-1
J.T. Griffin, Georgia Tech	69	76	70	215	-1
Paul Haley, Georgia Tech	71	69	75	215	-1
Ben Kohles, Virginia	75	70	70	215	-1

2011 (October 23-25)

Team Results	1	2	3	Total	+/-
1. UCLA	288	281	283	852	-12
2. Washington	288	282	285	855	-9
Auburn	282	288	285	855	-9
4. Georgia Tech	284	282	298	864	E
5. Clemson	294	286	288	868	+4
Iowa	293	291	284	868	+4
7. Southern California	282	288	301	871	+7
8. Duke	283	300	290	873	+9
9. Kent State	295	288	291	874	+10
Texas A&M	300	290	284	874	+10
11. Florida State	286	292	304	882	+18
12. Wake Forest	295	298	297	890	+26
13. Virginia	297	303	307	907	+43
14. East Tennessee State	304	304	300	908	+44

Top 10 Individuals	1	2	3	Total	+/-
1. Dominic Bozzelli, Auburn	67	73	70	210	-6
Johannes Veerman, Texas A&M	71	70	69	210	-6
3. Blayne Barber, Auburn	72	70	70	212	-4
Patrick Cantlay, UCLA	69	71	72	212	-4
Michael Johnson, Auburn	69	71	72	212	-4
Cheng-Tsung Pan, Washington	71	68	73	212	-4
Julian Suri, Duke	67	74	71	212	-4
8. Bo Andrews, Georgia Tech	71	69	73	213	-3
Steven Ihm, Iowa	68	75	70	213	-3
10. Barrett Kelpin, Iowa	72	71	71	214	-2
Kevin Miller, Kent State	69	74	71	214	-2
Chris Williams, Washington	72	72	70	214	-2

2012 (October 19-21)

Team Results	1	2	3	Total	+/-
1. Georgia Tech	291	291	292	874	+10
2. UCLA	297	283	295	875	+11
3. Southern California	289	299	291	879	+15
4. Virginia	295	294	291	880	+16
5. Stanford	306	289	286	881	+17
6. Duke	305	290	287	882	+18
Clemson	301	289	292	882	+18
8. Washington	297	297	289	883	+19
9. Auburn	297	298	291	886	+22
Oklahoma State	293	295	298	886	+22
11. East Tennessee State	303	296	293	892	+28
12. Wake Forest	291	303	299	893	+29
13. Kent State	297	305	294	896	+32
14. Texas A&M	303	301	298	902	+38
15. Iowa	304	303	305	912	+48

Top 10 Individuals	1	2	3	Total	+/-
1. Patrick Rodgers, Stanford	70	72	67	209	-7
2. Taylor Gooch, Oklahoma State	68	71	74	213	-3
Michael Johnson, Auburn	69	72	72	213	-3
Cheng-Tsung Pan, Washington	74	69	70	213	-3
5. Corey Connors, Kent State	72	71	72	215	-1
Trevor Simsby, Washington	72	74	69	215	-1
7. Cody Proveaux, Clemson	72	73	72	217	+1
Ollie Schniederjans, Georgia Tech	70	76	71	217	+1
9. Bo Andrews, Georgia Tech	73	72	73	218	+2
Jonathan Garrick, UCLA	74	69	75	218	+2
Yi Keun Chang, Southern California	71	75	72	218	+2
Ji Soo Park, Virginia	76	74	68	218	+2

2013 (October 18-20)

Team Results	1	2	3	Total	+/-
1. Oklahoma State	284	281	284	849	-15
2. Georgia Tech	279	287	284	850	-14
3. Wake Forest	286	288	288	862	-2
4. Virginia	285	290	288	863	-1
5. Texas A&M	285	292	287	864	E
UCLA	286	287	291	864	E
7. Stanford	288	288	290	866	+2
Iowa	287	287	292	866	+2
9. Southern California	290	289	290	869	+5
10. Washington	294	287	293	874	+10
11. Auburn	297	285	296	878	+14
East Tennessee State	294	290	294	878	+14
13. Kent State	296	295	290	881	+17
14. Duke	291	297	298	886	+22
15. Clemson	299	293	296	888	+24

Top 10 Individuals	1	2	3	Total	+/-
1. Ollie Schniederjans, Georgia Tech	66	69	71	206	-10
2. Ben Rusch, Virginia	66	74	70	210	-6
3. Anders Albertson, Georgia Tech	70	70	71	211	-5
4. Lorenz Chan, UCLA	71	71	70	212	-4
Wyndham Clark, Oklahoma State	73	71	68	212	-4
Ian Davis, Oklahoma State	71	69	72	212	-4
Danny Guise, Wake Forest	72	70	70	212	-4
Rico Hoye, Southern California	70	71	71	212	-4
Ian Vanderssee, Iowa	69	74	69	212	-4
10. Bo Andrews, Georgia Tech	70	73	70	213	-3
Thomas Birdsey, Wake Forest	71	71	71	213	-3
Andrew Lister, Texas A&M	71	70	72	213	-3
John Neuburger, Oklahoma State	69	70	74	213	-3
Rhys Pugh, East Tennessee State	69	71	73	213	-3

GOLF CLUB OF GEORGIA COLLEGIATE | ALL-TIME RESULTS

2015 (October 16-18)

Team Results	1	2	3	Total	+/-
1. Auburn	285	285	285	855	-9
Wake Forest	284	285	286	855	-9
3. Clemson	286	293	280	859	-5
4. Florida State	282	290	288	860	-4
5. Georgia Tech	286	299	282	867	+3
6. Texas	292	292	285	869	+5
Stanford	290	289	290	869	+5
8. Southern California	298	287	286	871	+7
9. Oklahoma	289	292	293	874	+10
10. Virginia	283	298	295	876	+12
11. LSU	297	293	288	878	+14
12. East Tennessee State	293	282	307	882	+18
13. Oklahoma State	298	292	295	885	+21
14. UCLA	300	293	295	888	+24
15. Ole Miss	292	303	300	895	+31
16. Kent State	295	297	306	898	+34
17. Iowa	303	293	312	908	+44

Top 10 Individuals

	1	2	3	Total	+/-
1. Derek Bard, Virginia	66	72	72	210	-6
Will Long, Auburn	68	68	74	210	-6
Maverick McNeely, Stanford	69	74	67	210	-6
Cameron Young, Wake Forest	68	69	73	210	-6
5. Rico Hoey, Southern California	70	70	71	211	-5
Michael Johnson, Auburn	70	72	69	211	-5
Will Zalatoris, Wake Forest	70	73	68	211	-5
8. Miller Capps, Clemson	69	73	70	212	-4
Beau Hossler, Texas	70	71	71	212	-4
Adrian Meronk, East Tennessee State	72	70	70	212	-4
Jonah Teixeira, Southern California	73	69	70	212	-4

2016 (October 21-23)

Team Results	1	2	3	Total	+/-
1. Virginia	289	287	280	856	-8
Texas	291	288	277	856	-8
3. Southern California	299	279	279	857	-7
Stanford	293	286	278	857	-7
5. Texas A&M	291	285	282	858	-6
6. Oklahoma	283	291	285	859	-5
7. Duke	285	293	282	860	-4
8. Oklahoma State	293	287	281	861	-3
9. Wake Forest	299	279	285	863	-1
10. Auburn	293	290	285	868	+4
11. LSU	296	295	280	871	+7
12. Georgia Tech	297	286	294	877	+13
13. Clemson	292	301	286	879	+15
14. UCLA	295	301	293	889	+25
15. TCU	300	305	300	905	+41
16. East Tennessee State	300	305	309	914	+50
17. Villanova	316	307	306	929	+65

Top 10 Individuals

	1	2	3	Total	+/-
1. Max McGreevy, Oklahoma	68	69	70	207	-9
Jimmy Stanger, Virginia	67	68	72	207	-9
3. Doug Ghim, Texas	71	67	71	209	-7
4. Chandler Eaton, Duke	68	70	72	210	-6
Gavin Hall, Texas	75	72	63	210	-6
Will Long, Auburn	68	74	68	210	-6
Chandler Phillips, Texas A&M	71	69	70	210	-6
Brandon Wu, Stanford	73	68	69	210	-6
9. Sam Burns, LSU	69	72	71	212	-4
Rico Hoey, Southern California	76	70	66	212	-4
Andrew Levitt, Southern California	74	66	72	212	-4

2017 (October 20-22)

Team Results	1	2	3	Total	+/-
1. Oklahoma State	277	286	274	837	-27
2. Texas	279	279	282	840	-24
3. Wake Forest	282	271	289	842	-22
4. Georgia Tech	284	277	285	846	-18
UCLA	282	283	281	846	-18
6. Stanford	285	281	282	848	-16
Clemson	288	279	281	848	-16
8. Virginia	285	282	282	849	-15
9. Texas A&M	288	279	284	851	-13
10. Duke	282	276	296	854	-10
11. Oklahoma	295	278	282	855	-9
TCU	285	281	289	855	-9
13. Florida State	287	284	287	858	-6
14. UNLV	282	284	299	865	+1
15. East Tennessee State	293	288	290	871	+7

Top 10 Individuals

	1	2	3	Total	+/-
1. Doug Ghim, Texas	66	67	70	203	-13
2. Matthew Wolff, Oklahoma State	66	71	67	204	-12
3. Alex Smalley, Duke	67	65	73	205	-11
4. Will Zalatoris, Wake Forest	68	68	70	206	-10
5. Zach Bauchou, Oklahoma State	69	71	68	208	-8
Brad Dalke, Oklahoma	74	66	68	208	-8
7. Tyler Joiner*, Georgia Tech	68	76	66	210	-6
Triston Fisher, TCU	69	71	70	210	-6
Chandler Phillips, Texas A&M	69	71	70	210	-6
Jacob Joiner, Georgia Tech	70	70	70	210	-6
John Pak, Florida State	69	69	72	210	-6

2018 (October 19-21)

Team Results	1	2	3	Total	+/-
1. Southern California	278	280	284	842	-22
2. Clemson	276	280	287	843	-21
3. Georgia Tech	270	289	286	845	-19
4. Wake Forest	276	281	291	848	-16
5. Alabama	286	278	285	849	-15
6. Duke	286	282	290	858	-6
7. Virginia	287	288	292	867	+3
UCLA	293	284	290	867	+3
9. Stanford	288	281	299	868	+4
10. Texas A&M	286	290	293	869	+5
11. Florida State	286	294	292	872	+8
12. East Tennessee State	302	292	289	883	+19
13. TCU	300	292	296	888	+24
14. New Mexico	304	290	296	890	+26

Top 10 Individuals

	1	2	3	Total	+/-
1. Justin Suh, Southern California	67	67	68	202	-14
2. Luke Schniederjans, Georgia Tech	66	71	69	206	-10
Turk Pettit, Clemson	68	68	70	206	-10
4. Kengo Aoshima, Wake Forest	67	70	71	208	-8
5. Alex Smalley, Duke	68	69	72	209	-7
6. Brandon Wu, Stanford	70	67	73	210	-6
7. Bryson Nimmer, Clemson	69	70	72	211	-5
Kyle Suppa, Southern California	70	67	74	211	-5
Jacob Bridgeman, Clemson	69	69	73	211	-5
10. Thomas Walsh, Virginia	70	74	68	212	-4
Wilson Furr, Alabama	75	69	68	212	-4
Davis Shore, Alabama	70	71	71	212	-4
Davis Riley, Alabama	74	66	72	212	-4
Eugenio Chacarra, Wake Forest	66	72	74	212	-4

2019 (October 18-20)

Team Results	1	2	3	Total	+/-
1. Duke	284	291	287	862	-2
2. Pepperdine	276	307	281	864	E
3. Texas A&M	286	292	287	865	+1
4. Wake Forest	289	296	283	868	+4
5. UCLA	285	295	292	872	+8
6. Stanford	283	303	287	873	+9
7. North Carolina	285	303	286	874	+10
Tennessee	294	294	286	874	+10
Clemson	294	294	286	874	+10
10. Georgia Tech	290	301	284	875	+11
11. Southern California	289	303	288	880	+16
12. East Tennessee State	291	301	292	884	+20
13. Virginia	295	300	290	885	+21
TCU	292	305	288	885	+21

Top 10 Individuals

	1	2	3	Total	+/-
1. Edly Lai, UCLA	72	69	68	209	-7
William Paysse, Texas A&M	67	72	70	209	-7
3. Kaito Onishi, Southern California	70	73	68	211	-5
Mark Power, Wake Forest	68	75	68	211	-5
5. Tyler Stratford, Georgia Tech	73	71	68	212	-4
6. Evan Katz, Duke	70	71	72	213	-3
7. Ryan Gerard, North Carolina	69	73	72	214	-2
Adrien Pendaries, Duke	69	71	74	214	-2
9. Alex Fitzpatrick, Wake Forest	76	70	69	215	-1
Steven Dilisio, Duke	71	72	72	215	-1


2021 (October 22-24)

Team Results	1	2	3	Total	+/-
1. Pepperdine	275	275	272	822	-42
2. Texas A&M	275	279	272	826	-38
3. Wake Forest	283	276	282	841	-23
4. Tennessee	281	277	284	842	-22
5. Stanford	286	275	285	846	-18
6. Georgia Tech	282	286	282	850	-14
Virginia	292	278	280	850	-14
8. Duke	280	291	280	851	-13
9. Clemson	289	283	284	856	-8
East Tennessee State	279	284	293	856	-8
11. TCU	296	287	275	858	-6
12. Georgia Tech (B)	295	286	279	860	-4
13. UCLA	291	285	293	869	+5
14. Southern California	287	294	289	870	+6
15. Colorado State	303	305	292	900	+36

Top 10 Individuals



	1	2	3	Total	+/-
1. Joe Highsmith, Pepperdine	63	65	69	197	-19
2. Alex Fitzpatrick, Wake Forest	64	66	71	201	-15
3. Karl Vilips, Stanford	67	67	70	204	-12
Sam Bennett, Texas A&M	68	70	66	204	-12
5. Walker Lee, Texas A&M	68	69	68	205	-11
6. Archie Davies, East Tennessee State	66	70	70	206	-10
William Mow, Pepperdine	70	69	67	206	-10
8. Tyler Johnson, Tennessee	69	70	69	208	-8
9. George Duangmanee, Virginia	73	69	67	209	-7
Ian Siebers, Duke	70	69	70	209	-7
Pietro Bovari, Virginia	71	69	69	209	-7
Thomas Allkins, TCU	70	74	65	209	-7

Indicates competed as an individual



GEORGIA TECH'S 2010 USCC CHAMPIONSHIP TEAM

GEORGIA TECH ALL-AMERICANS



The Golf Coaches Association of America selects a 60-man All-America team each year following the NCAA Division I Championship. The first, second and third teams each honor 10 golfers, with the remainder named honorable mention. Golfers not initially named to the 60-man team but who finish in the top 15 of the NCAA Championship are automatically added to the honorable mention unit. The GCAA has been selecting All-America teams since 1958.

Bryce Molder (1998-2001) and David Duval (1990-93), pictured above, are two of only four Division I players ever to be named first-team All-American four times. The others are Gary Hallberg of Wake Forest (1975-78) and Phil Mickelson of Arizona State (1989-92). Nicholas Thompson and Roberto Castro earned All-America recognition each of their four years at Tech, though not first-team honors each time.

GCAA ALL-AMERICANS BY YEAR

1927	Watts Gunn, 1st*
1934	Charlie Yates, 1st*
1962	Bill Ploeger, HM
1967	Bunky Henry, 1st
1985	Bob McDonnell, 2nd; Nacho Gervas, HM; Bill McDonald, HM
1986	Nacho Gervas, HM
1987	Jay Nichols, HM
1988	Charlie Rymer, 3rd; Bill McDonald, HM
1989	Charlie Rymer, HM
1990	David Duval, 1st; Tripp Isenhour, HM
1991	David Duval, 1st; Chan Reeves, HM
1992	David Duval, 1st; Jimmy Johnson, 2nd
1993	David Duval, 1st; Stewart Cink, 2nd; Mikko Rantanen, HM; Carlos Beautell, HM
1994	Stewart Cink, 2nd
1995	Stewart Cink, 1st
1997	Matt Kuchar, 3rd
1998	Matt Kuchar, 1st; Bryce Molder, 1st
1999	Bryce Molder, 1st; Carlton Forrester, HM
2000	Matt Kuchar, 1st; Bryce Molder, 1st; Carlton Forrester, HM; Matt Weibring, HM
2001	Bryce Molder, 1st; Troy Matteson, 3rd; Kris Mikkelsen, HM
2002	Troy Matteson, 1st; Kris Mikkelsen, 2nd; Matt Weibring, 3rd; Chan Song, HM; Nicholas Thompson, HM
2003	Troy Matteson, 1st; Nicholas Thompson, HM
2004	Nicholas Thompson, 3rd; Roberto Castro, HM; Chan Song, HM
2005	Roberto Castro, 1st; Chan Song, 2nd; Nicholas Thompson, 2nd
2006	Cameron Tringale, 2nd; Kevin Larsen, 3rd; Roberto Castro, HM
2007	Roberto Castro, 2nd; Cameron Tringale, 2nd; Chesson Hadley, HM
2008	Chesson Hadley, 2nd
2009	Cameron Tringale, 1st
2010	John-Tyler Griffin, HM; Chesson Hadley, HM; Paul Haley, HM
2011	James White, 1st; John-Tyler Griffin, 2nd; Kyle Scott, 2nd
2012	James White, 3rd; Anders Albertson, HM
2013	Anders Albertson, 3rd; Ollie Schniederjans, 3rd; Seth Reeves, HM
2014	Ollie Schniederjans, 1st; Seth Reeves, 2nd
2015	Ollie Schniederjans, 1st; Anders Albertson, HM
2019	Andy Ogletree, 2nd; Luke Schniederjans, 3rd
2020	Andy Ogletree, 2nd; Tyler Strafati, HM
2022	Christo Lamprecht, HM; Bartley Forrester, HM

GOLFWEK ALL-AMERICANS BY YEAR

Golfweek magazine began selecting an All-America team in 2007

2007	Roberto Castro, 2nd; Cameron Tringale, 2nd
2008	Chesson Hadley, 1st; Cameron Tringale, HM
2009	Cameron Tringale, 1st
2010	John-Tyler Griffin, 3rd
2011	Kyle Scott, 1st; James White, 1st; John-Tyler Griffin, 2nd
2012	James White, 3rd; Anders Albertson, HM
2013	Anders Albertson, 3rd; Ollie Schniederjans, 3rd
2014	Ollie Schniederjans, 1st; Seth Reeves, 2nd
2015	Ollie Schniederjans, 1st; Anders Albertson, HM
2019	Andy Ogletree, 3rd; Luke Schniederjans, 3rd
2020	Andy Ogletree, 2nd
2022	Christo Lamprecht, 3rd

GCAA FRESHMAN ALL-AMERICANS

Golf Coaches Association of America chooses a five-man team

2018	Noah Norton
------	-------------

NATIONAL HONORS

NATIONAL PLAYERS OF THE YEAR

Fred Haskins Award

Voted upon by coaches, players and media, given by the Fred Haskins Commission in Columbus, Ga.

1993	David Duval
1995	Stewart Cink
1998	Matt Kuchar
2001	Bryce Molder

Jack Nicklaus Award

Given by the Golf Coaches Association of America

1993	David Duval
1995	Stewart Cink
1998	Bryce Molder
2001	Bryce Molder

Golfweek Player of the Year

Given by Golfweek magazine

1998	Bryce Molder (co-winner)
2001	Bryce Molder

Dave Williams Award

National player of the year

1993	David Duval
1995	Stewart Cink
2000	Matt Kuchar
2001	Bryce Molder

Arnold Palmer Award

Given by the GCAA to the NCAA champion

2002	Troy Matteson
------	---------------

Byron Nelson Award

Given by the GCAA to the nation's outstanding senior golfer

2003	Troy Matteson
2007	Roberto Castro
2012	James White
2015	Anders Albertson

GCAA ALL-AMERICA SCHOLARS

All-America Scholars are selected by the Golf Coaches Association of America from players who are juniors and seniors academically, hold a grade-point average of 3.2 or higher, play in a minimum of 75 percent of their team's events and have a stroke average of 76 or lower.

1990	Tom Shaw
1991	Tom Shaw
2000	Bryce Molder
2001	Kris Mikkelsen, Bryce Molder
2002	Kris Mikkelsen, Troy Matteson
2003	Troy Matteson
2004	Chan Song, Nicholas Thompson
2005	Mike Barbosa, Chan Song, Nicholas Thompson
2006	Mike Barbosa, Roberto Castro, Kevin Larsen
2007	Roberto Castro, Kevin Larsen
2008	David Dragoo, Taylor Hall, Cameron Tringale
2009	David Dragoo, Cameron Tringale
2011	James White
2012	James White
2013	Bo Andrews
2014	Anders Albertson, Bo Andrews, Seth Reeves, Ollie Schniederjans
2015	Anders Albertson, Drew Czuchry, Ollie Schniederjans
2016	Michael Hines, Vincent Whaley
2017	James Clark, Chris Petefish, Vincent Whaley
2018	Chris Petefish
2019	James Clark, Tyler Strafaci
2020	Tyler Strafaci
2021	Bartley Forrester
2022	Bartley Forrest, Christo Lamprecht, Ross Steelman

NCAA TODAY'S TOP VIII AWARD

The NCAA honors eight student-athletes each year out of nominees from every sport, recognizing those who excel in their sport, in the classroom, and exhibit high character, leadership and service to others.

Roberto Castro (bottom), who graduated in 2007 with high honor in Industrial Engineering and won the Byron Nelson Award as a senior, and Bryce Molder (below), who won four national player of the year honors in 2001, are the only two men's golfers ever to win the prestigious NCAA Today's Top VIII Award.



NATIONAL CHAMPIONS

TROY MATTESON

NCAA Champion in 2002

Troy Matteson capped an outstanding junior season by winning the biggest tournament of the year, the NCAA Championship in Columbus, Ohio. The victory was his fourth of the year and marked the first time since 1934 that a Yellow Jacket was crowned National Collegiate Champion.

Matteson's run to the title began inauspiciously as he opened with a 2-over-par score of 73 to stand tied for 88th place, seven shots off the tournament lead. That would change quickly, as he found his scoring groove over the next 54 holes of play.

Day two saw the first significant move, as Matteson carded a 5-under-par round of 66 to move into a tie for 12th place at 73-66—139. The steady play continued over the final two rounds, as Matteson finished with sub-par rounds of 70 and 67 respectively to take over the individual lead as the final round came to an end.

His NCAA title tied him for most tournament wins in one year with David Duval, along with being the third time in school history that a Yellow Jacket had been the individual national champion.

For his efforts, Matteson was named the recipient of the Arnold Palmer National Player of the Year award and earned first-team All-America honors for the first time in his career.



CHARLIE YATES

National Collegiate Champion in 1934

Yates, who won the British Amateur in 1938 and the Western Amateur in 1935, won the Georgia state championship in 1931 and 1935, advanced to the second round of match play in the U.S. Amateur and was the low amateur in the first Masters tournament in 1934.

He culminated a fine college career by winning the 1934 National Collegiate Championship in Cleveland, Ohio, joining Watts Gunn as the only two Tech golfers ever to do so. Yates is one of eight Yellow Jackets to have competed in the Walker Cup, as he was a team member in both 1936 and 1938, compiling a 3-0-1 record in those matches. In 1953, he was named the captain of the Walker Cup team and was an honorary captain in 1985.

Yates played in the first 11 Masters tournaments, five times finishing as low amateur and three times finishing in the top 24.

He was inducted into the Georgia Tech Hall of Fame in 1959 and an award named in his honor has been given annually to the member of the Yellow Jacket golf team displaying the most outstanding academic achievement.

WATTS GUNN

National Collegiate Champion in 1927

The Rambling Wreck and the name of Watts Gunn rose to supreme heights in 1927.

Becoming the first Georgia Tech golfer to win the National Collegiate Championship, Gunn shot a total of 302 over the 72-hole event at the Garden City Country Club to win the medal competition. He went on to dispatch Walker Cup teammate Roland McKenzie, 10-9, to win the individual title, and his 69 in the final round broke the course record. He also helped Tech win the Southern Intercollegiate title the same year.

Along with winning the collegiate championship, Gunn was a two-time U.S. Walker Cup team member, joining the squad in both 1926 and 1928. In those two events, he compiled a combined 4-0 record, posting a pair of victories in each.

Gunn was inducted into the Georgia Tech Hall of Fame in 1961. The annual Yellow Jacket men's golf team award for the season's most improved player is named in Gunn's honor.



ALL-CONFERENCE PERFORMERS



Bob McDonnell (left), Bill McDonald (center) and Nacho Gervas not only were Tech's first All-Atlantic Coast Conference performers in golf, they led the Yellow Jackets to their first ACC title in 1985.

ACC Player of the Year

1992	David Duval
1993	David Duval
1995	Stewart Cink
1998	Matt Kuchar
1999	Bryce Molder
2000	Bryce Molder
2001	Bryce Molder
2014	Ollie Schniederjans
2015	Ollie Schniederjans

ACC Rookie of the Year

1997	Matt Kuchar
1998	Bryce Molder
2002	Chan Song
2004	Roberto Castro
2006	Cameron Tringale
2018	Noah Norton

ACC Coach of the Year

1984	Puggy Blackmon
1985	Puggy Blackmon
1992	Puggy Blackmon
1993	Puggy Blackmon
1999	Bruce Heppler
2001	Bruce Heppler
2002	Bruce Heppler
2006	Bruce Heppler
2009	Bruce Heppler
2011	Bruce Heppler
2012	Bruce Heppler
2014	Bruce Heppler
2018	Bruce Heppler
2019	Bruce Heppler

All-Atlantic Coast Conference

1985	Nacho Gervas, Bill McDonald, Bob McDonnell
1986	Nacho Gervas
1987	Jay Nichols
1988	Charlie Rymer
1989	Charlie Rymer
1990	David Duval
1991	David Duval
1992	David Duval, Jimmy Johnston
1993	Stewart Cink, David Duval
1994	Stewart Cink, Mikko Rantanen
1995	Stewart Cink, Jason Walters
1997	Matt Kuchar
1998	Matt Kuchar, Bryce Molder
1999	Carlton Forrester, Matt Kuchar, Bryce Molder
2000	Matt Kuchar, Bryce Molder
2001	Troy Matteson, Bryce Molder
2002	Troy Matteson, Kris Mikkelsen, Matt Weibring
2003	Troy Matteson, Nicholas Thompson
2004	Roberto Castro, Chan Song, Nicholas Thompson
2005	Mike Barbosa, Roberto Castro, Chan Song, Nicholas Thompson
2006	Roberto Castro, Kevin Larsen, Cameron Tringale
2007	Roberto Castro, Cameron Tringale
2008	Chesson Hadley, Cameron Tringale
2009	Cameron Tringale
2010	John-Tyler Griffin, Chesson Hadley, James White
2011	John-Tyler Griffin, Paul Haley, Kyle Scott, James White
2012	Anders Albertson, Bo Andrews, James White
2013	Anders Albertson, Ollie Schniederjans
2014	Anders Albertson, Seth Reeves, Ollie Schniederjans
2015	Anders Albertson, Ollie Schniederjans
2017	James Clark, Luke Schniederjans
2018	Noah Norton, Chris Petefish, Luke Schniederjans, Tyler Strafaci
2019	Noah Norton, Andy Ogletree, Luke Schniederjans, Tyler Strafaci
2020	<i>no team selected after spring season cancelled</i>
2021	Noah Norton, Andy Ogletree, Luke Schniederjans, Tyler Strafaci
2022	Bartley Forrester, Connor Howe, Christo Lamprecht

All-Southeastern Conference

1948	Albert Swann
------	--------------

Academic All-ACC Golf Team

2006	Mike Barbosa, Roberto Castro, Taylor Hall, Kevin Larsen
2007	Roberto Castro, Taylor Hall, Kevin Larsen, Cameron Tringale
2008	David Drago, Taylor Hall, Cameron Tringale
2009	David Drago, Cameron Tringale, James White
2010	Bo Andrews, Kyle Scott, James White
2011	James White (ACC Scholar-Athlete of the Year)
2012	Anders Albertson, Bo Andrews, Ollie Schniederjans, Richy Werenski, James White (ACC Scholar-Athlete of the Year)
2013	Anders Albertson, Bo Andrews, Seth Reeves, Ollie Schniederjans, Richy Werenski
2014	Anders Albertson, Bo Andrews, Seth Reeves, Richy Werenski, Ollie Schniederjans (ACC Scholar-Athlete of the Year)
2015	Anders Albertson (ACC Scholar-Athlete of the Year), James Clark, Chris Petefish, Ollie Schniederjans, Vincent Whaley
2016	Chris Petefish, Vincent Whaley
2017	James Clark, Chris Petefish, Vincent Whaley
2018	Noah Norton, Tyler Strafaci
2019	Tyler Strafaci
2021	Bartley Forrester, Christo Lamprecht

In 2005-06, the ACC began voting on an academic all-conference team in every sport. Honorees must achieve a minimum 3.2 grade-point average and be a front-line participant in his or her sport. No team chosen in 2020.

ACC Academic Honor Roll

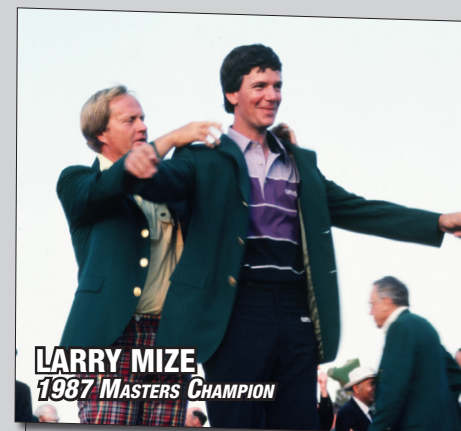

1980	Thomas Moody, Rick Riddle, Robert Muir
1981	David Deiters, Chris Handy, Joe Lowery, John Peay, Rick Riddle
1983	Frank Harbist
1984	Peter Davison, Frank Harbist, Bob McDonnell, Lenny Nash
1985	Frank Harbist, Lenny Nash, Jay Nichols, Charlie Thomas
1987	Chris Cupit
1988	Chris Cupit, Alan Rosen, Tom Shaw
1989	Mark Lofy, Tom Shaw
1990	Tom Shaw
1992	Carlos Beutell, Stewart Cink
1993	Stewart Cink, Tommy Johnston
1994	Brad Carroll, Sam Hulsey, Brian Newton, Lance Stover
1995	Rob Anderson, Brad Carroll, Brian Newton, Lance Stover
1996	Rob Anderson, Brad Carroll, Mauricio Muniz, Brian Newton
1997	Matt Kuchar, Wes Latimer, Mauricio Muniz, Brian Newton
1998	Chip Brown, Bryce Molder, Mauricio Muniz, Brian Newton
1999	Chip Brown, Adam Cranford, Carlton Forrester, Wes Latimer, Troy Matteson, Kris Mikkelsen, Bryce Molder
2000	Chip Brown, Adam Cranford, Carlton Forrester, Matt Kuchar, Troy Matteson, Kris Mikkelsen, Bryce Molder
2001	Chip Brown, Adam Cranford, Troy Matteson, Kris Mikkelsen, Bryce Molder, Matt Weibring
2002	Mike Barbosa, Adam Cranford, Kris Mikkelsen, Chan Song, Nicholas Thompson
2003	Mike Barbosa, Adam Cranford, Thomas Jordan, Chan Song, Nicholas Thompson
2004	Mike Barbosa, Roberto Castro, Kevin Larsen, Chan Song, Nicholas Thompson
2005	Mike Barbosa, Roberto Castro, Adam Cohan, David Drago, Taylor Hall, Thomas Jordan, Chan Song
2006	Mike Barbosa, Roberto Castro, Adam Cohan, David Drago, Taylor Hall, Thomas Jordan, Kevin Larsen
2007	Daniel Bowden, Roberto Castro, Adam Cohan, David Drago, Taylor Hall, Kevin Larsen, Cameron Tringale
2008	Daniel Bowden, Adam Cohan, David Drago, Taylor Hall, William Miller, Cameron Tringale
2009	Adam Cohan, David Drago, John-Tyler Griffin, Taylor Hall, William Miller, Cameron Tringale, Minghao Wang, James White
2010	Bo Andrews, Paul Haley, William Miller, Seth Reeves, Kyle Scott, Minghao Wang, James White
2011	Anders Albertson, Bo Andrews, Paul Haley, John-Tyler Griffin, William Miller, Ollie Schniederjans, Minghao Wang, James White
2012	Anders Albertson, Bo Andrews, Drew Czuchry, William Miller, Seth Reeves, Ollie Schniederjans, Minghao Wang, Richy Werenski, James White
2013	Anders Albertson, Bo Andrews, Drew Czuchry, Seth Reeves, Ollie Schniederjans, Minghao Wang, Richy Werenski
2014	Anders Albertson, Bo Andrews, Drew Czuchry, Michael Hines, Seth Reeves, Ollie Schniederjans, Vincent Whaley
2015	Anders Albertson, James Clark, Drew Czuchry, Michael Hines, Chris Petefish, Ollie Schniederjans, Vincent Whaley
2016	James Clark, Michael Hines, Tyler Joiner, Chris Petefish, Anton Serafini, Vincent Whaley
2017	Michael Hines, Tyler Joiner, Chris Petefish, Vincent Whaley
2018	James Clark, Jacob Joiner, Tyler Joiner, Noah Norton, Tyler Strafaci
2019	James Clark, Bartley Forrester, Anton Serafini, Tyler Strafaci
2020	Adam Bratton, Connor Howe, Andy Mao, Noah Norton, Anton Serafini, Tyler Strafaci
2021	Adam Bratton, Bartley Forrester, Connor Howe, Aidan Kramer, Christo Lamprecht, Andy Mao, Ben Smith
2021	Adam Bratton, Bartley Forrester, Christo Lamprecht, Andy Mao, Ben Smith, Hiroshi Tai

The ACC Academic Honor Roll is compiled following the conclusion of each academic year, recognizing student-athletes in all sports who posted a grade-point average of 3.0 for the entire academic year, with no minimum placed on playing time.

NATIONAL AND INTERNATIONAL CHAMPIONS




Georgia Tech has four U.S. Amateur Champions - Bobby Jones won five titles between 1924 and 1930, winning the Grand Slam of Golf in 1930. Matt Kuchar (right) won in 1997, with Andy Ogletree (above right) and Tyler Strafaci winning back-to-back in 2019 and 2020.



LARRY MIZE
1987 MASTERS CHAMPION



STEWART CINK
2009 OPEN CHAMPION



DAVID DUVAL
2001 OPEN CHAMPION

USGA CHAMPIONS

Year	Champion	Event/Site	Result/Score
1923	Bobby Jones	U.S. Open, Inwood Country Club, Inwood, N.Y.	71-73-76-78=296 (+8)
1924	Bobby Jones	U.S. Amateur, Merion Cricket Club, Ardmore, Pa.	Defeated George Von Elm, 9 and 8
1925	Bobby Jones	U.S. Amateur, Oakmont (Pa.) Country Club	Defeated Watts Gunn, 8 and 7
1926	Bobby Jones	U.S. Open, Scioto Country Club, Columbus, Ohio	70-79-71-73=293 (+5)
1927	Bobby Jones	U.S. Amateur, Minikahda Club, Minneapolis, Minn.	Defeated Charles Evans, Jr., 8 and 7
1928	Bobby Jones	U.S. Amateur, Brae Burn C.C., West Newton, Mass.	Defeated T. Phillip Perkins, 10 and 9
1929	Bobby Jones	U.S. Open, Winged Foot G.C., Mamaroneck, N.Y.	69-75-71-79=294 (+6)
1930	Bobby Jones	U.S. Open, Interlachen C.C., Minneapolis, Minn.	71-73-68-75=287 (-1)
1930	Bobby Jones	U.S. Amateur, Merion Cricket Club, Ardmore, Pa.	Defeated Eugene V. Homans, 8 and 7
1958	Gordon "Buddy" Baker	U.S. Junior Amateur, Univ. of Minnesota Golf Club, St. Paul, Minn.	Defeated R. Douglas Lindsay, 2 and 1
1985	Charlie Rymer	U.S. Junior Amateur, Brookfield Country Club, Clarence, N.Y.	Defeated Greg Leshner, 19 holes
1989	David Duval	U.S. Junior Amateur, Singing Hills G&CC, El Cajon, Calif.	Defeated Austin Maki, 1-up
1997	Matt Kuchar	U.S. Amateur, Cog Hill Golf and CC, Lemont, Ill.	Defeated Joel Kribel, 2 and 1
1999	Bill Ploeger	U.S. Senior Amateur, Portland (Ore.) Golf Club	Defeated Gary Menzel, 3 and 2
2019	Andy Ogletree	U.S. Amateur, Pinehurst Resort & Country Club, Pinehurst, N.C.	Defeated John Augenstein, 2 and 1
2020	Tyler Strafaci	U.S. Amateur, Bandon Dunes Resort, Bandon, Ore.	Defeated Charles Osborne, 1-up

ROYAL AND ANCIENT CHAMPIONS

1926	Bobby Jones, British Open, Royal Lytham and St. Anne's, Southport, England
1927	Bobby Jones, British Open, Old Course, St. Andrews, Scotland
1930	Bobby Jones, British Open, Royal Liverpool Golf Club, Hoylake, England
1930	Bobby Jones, British Amateur, Old Course, St. Andrews, Scotland Defeated Roger Wethered, 7 and 6
1938	Charlie Yates, British Amateur, Royal Troon, Troon, Scotland
2001	David Duval, British Open, Royal Lytham and St. Anne's, Southport, England
2009	Stewart Cink, British Open, Turnberry, Ayrshire, Scotland

PROFESSIONAL GOLF CHAMPIONS



TWO GEORGIA TECH ALUMNI WON ON THE PGA TOUR IN 2020-21: RICHY WERENSKI (LEFT) CAPTURED HIS FIRST PGA TOUR TITLE AT THE BARRACUDA CHAMPIONSHIP, AND STEWART CINK WON HIS SEVENTH AND EIGHTH TITLES AT THE SAFEWAY OPEN, AND THE RBC HERITAGE.

PGA TOUR CHAMPIONS


1969	Bunky Henry	National Airlines Open
1983	Larry Mize	Danny Thomas Memphis Classic
1987	Larry Mize	The Masters Tournament
1993	Larry Mize	Northern Telecom Open
1993	Larry Mize	Buick Open
1997	Stewart Cink	Canon Greater Hartford Open
1997	David Duval	Michelob Championship at Kingsmill
1997	David Duval	Walt Disney World/Oldsmobile Classic
1997	David Duval	The Tour Championship
1998	David Duval	Tucson Chrysler Classic
1998	David Duval	Shell Houston Open
1998	David Duval	NEC World Series of Golf
1998	David Duval	Michelob Championship at Kingsmill
1999	David Duval	Mercedes Championships
1999	David Duval	Bob Hope Chrysler Championship
1999	David Duval	The Players Championship
1999	David Duval	Bellsouth Classic
2000	David Duval	Buick Challenge
2000	Stewart Cink	MCI Classic
2000	Michael Clark II	John Deere Classic
2002	Matt Kuchar	Honda Classic
2004	Stewart Cink	MCI Heritage
2004	Stewart Cink	WGC-NEC Invitational
2006	Troy Matteson	Frys.com Open
2008	Stewart Cink	Travelers Championship
2009	Troy Matteson	Frys.com Open
2009	Matt Kuchar	Turning Stone Resort Championship
2010	Matt Kuchar	The Barclays
2011	Bryce Molder	Frys.com Open
2012	Matt Kuchar	The Players Championship
2013	Matt Kuchar	Accenture World Match Play Championship
2013	Matt Kuchar	The Memorial Tournament
2014	Chesson Hadley	Puerto Rico Open
2014	Matt Kuchar	RBC Heritage
2018	Matt Kuchar	Mayakoba Golf Classic
2019	Matt Kuchar	Sony Open at Hawai'i
2020	Richy Werenski	Barracuda Championship
2020	Stewart Cink	Safeway Open
2021	Stewart Cink	RBC Heritage

KORN FERRY TOUR CHAMPIONS

1993	David Duval	Wichita Open
1993	David Duval	Nike Tour Championship
1994	Charlie Rymer	South Carolina Classic
1996	Stewart Cink	Ozarks Open
1996	Stewart Cink	Colorado Classic
1996	Michael Clark II	Olympia Open
1996	Stewart Cink	Nike Tour Championship
1998	Michael Clark II	Hershey Open
2000	Tripp Isenhour	Mississippi Gulf Coast Open
2000	Briny Baird	Monterrey Open
2003	Tripp Isenhour	BMW Charity Pro-Am at The Cliffs
2005	Troy Matteson	Virginia Beach Open
2005	Troy Matteson	Mark Christopher Charity Classic
2006	Tripp Isenhour	Movistar Panama Championship
2006	Tripp Isenhour	Livermore Valley Wine Country Championship
2006	Matt Kuchar	Henrico Open
2006	Bryce Molder	Miccosukee Championship
2012	Paul Haley II	Chile Classic
2013	Chesson Hadley	Rex Hospital Open
2013	Chesson Hadley	Web.com Tour Championship
2016	Richy Werenski	BMW Charity Pro-Am
2016	Ollie Schniederjans	Air Capital Classic
2017	Chesson Hadley	LECOM Health Challenge
2017	Chesson Hadley	Albertsons Boise Open
2018	Anders Albertson	Lincoln Land Championship
2020	Seth Reeves	Pinnacle Bank Championship
2022	Anders Albertson	Visit Knoxville Open
2022	Paul Haley II	Memorial Health Championship

Note: Tour has gone by many title sponsor names - Ben Hogan Tour (1990-92), Nike Tour (1993-99), Buy.com Tour (2000-02), Nationwide Tour (2003-12) and Web.com Tour (2012-19)

ALL-TIME MAJOR AMATEUR CHAMPIONSHIPS



2022	Ross Steelman	Wester Amateur (*stroke play medalist), Highland Park, Ill.
2022	Andy Mao	Southeastern Amateur, Columbus, Ga.
2022	Bartley Forrester	Monroe Invitational, Pittsford, N.Y.
2022	Aidan Kramer	Rice Planters Amateur, Mt. Pleasant, S.C.
2021	Connor Howe	Patriot All-America Invitational, Litchfield Park, Ariz.
2020	Tyler Strafaci	U.S. Amateur Championship, Bandon, Ore.
2020	Connor Howe	Southeastern Amateur, Columbus, Ga.
2020	Luke Schniederjans	Georgia Amateur Championship, Johns Creek, Ga.
2020	Tyler Strafaci	Palmetto Amateur, Aiken, S.C.
2020	Tyler Strafaci	North & South Amateur, Pinehurst, N.C.
2019	Noah Norton	Patriot All-America Invitational, Litchfield Park, Ariz.
2019	Andy Ogletree	Monroe Invitational, Pittsford, N.Y.
2019	Ben Smith	Michigan Amateur, Oakland Hills, Mich.
2019	Noah Norton	The Patriot All-America, Litchfield Park, Ariz.
2018	Connor Howe	Trusted Choice Big "I" National Championship, Daniel Island Club, S.C.
2017	Chris Petefish	Azalea Invitational, Charleston, S.C.
2016	Andy Ogletree	Cardinal Amateur, Greensboro, N.C.
2015	James Clark	Eastern Amateur, Portsmouth, Va.
2013	Seth Reeves	Southeastern Amateur, Columbus, Ga.
2012	Richy Werenski	Porter Cup, Lewiston, N.Y.
2011	Seth Reeves	Southeastern Amateur, Columbus, Ga.
2006	Carlton Forrester	Northeast Amateur, Rumford, R.I.
2005	Nicholas Thompson	Jones Cup Invitational, Sea Island, Ga.
1999	Bill Ploeger	U.S. Senior Amateur, Portland, Ore.
1997	Matt Kuchar	U.S. Amateur Championship, Lemont, Ill.
1997	Matt Kuchar	Terra Cotta Invitational, Naples, Fla.
1993	Stewart Cink	Rice Planters Amateur, Mt. Pleasant, S.C.
1992	David Duval	Northeast Amateur, Rumford, R.I.
1992	David Duval	Porter Cup, Lewiston, N.Y.
1989	David Duval	U.S. Junior Amateur, El Cajon, Calif.
1987	Jay Nichols	Eastern Amateur, Portsmouth, Va.
1987	Nacho Gervas	Rice Planters Amateur, Mt. Pleasant, S.C.
1985	Charlie Rymer	U.S. Junior Amateur, Clarence, N.Y.
1985	John Peay	Tennessee State Amateur, Kingsport, Tenn.
1966	Charlie Harrison	Dogwood Invitational, Atlanta, Ga.
1964	Bunky Henry	Georgia Amateur Championship, Athens, Ga.
1962	Bunky Henry	Southern Amateur, Ormond Beach, Fla.
1959	Charlie Harrison	Georgia Amateur Championship, Savannah, Ga.
1958	Gordon "Buddy" Baker	U.S. Junior Amateur, St. Paul, Minn.
1955	Charlie Harrison	Southern Amateur, Linville, N.C.
1955	Tommy Barnes	Dogwood Invitational, Atlanta, Ga.
1955	William "Dynamite" Goodloe	Georgia Amateur Championship, Valdosta, Ga.
1954	William "Dynamite" Goodloe	Georgia Amateur Championship, Savannah, Ga.
1951	Tommy Barnes	Dogwood Invitational, Atlanta, Ga.
1949	Tommy Barnes	Southern Amateur, Asheville, N.C.
1949	Tommy Barnes	Dogwood Invitational, Atlanta, Ga.
1948	Tommy Barnes	Dogwood Invitational, Atlanta, Ga.
1947	Tommy Barnes	Southern Amateur, Louisville, Ky.
1946	Tommy Barnes	Southeastern Amateur, Columbus, Ga.
1941	Tommy Barnes	Dogwood Invitational, Atlanta, Ga.
1941	Tommy Barnes	Georgia Amateur Championship, Atlanta, Ga. (East Lake Golf Club)
1938	Tommy Barnes	Southeastern Amateur, Columbus, Ga.
1938	Charlie Yates	British Amateur, Troon, Scotland
1937	Charlie Yates	Western Amateur (*stroke play medalist), Los Angeles, Calif.
1936	Bill Eager	Southeastern Amateur, Columbus, Ga.
1935	Charlie Yates	Western Amateur, Colorado Springs, Colo.
1934	Stanley Holditch	Southeastern Amateur, Columbus, Ga.
1932	Charlie Yates	Georgia Amateur Championship, Atlanta, Ga. (Capital City Club)
1931	Charlie Yates	Georgia Amateur Championship, St. Simons Island, Ga.
1930	Bobby Jones	U.S. Amateur Championship, Ardmore, Pa.
1930	Bobby Jones	British Amateur, St. Andrews, Scotland
1928	Watts Gunn	Southern Amateur, Dallas, Texas
1928	Bobby Jones	U.S. Amateur Championship, West Newton, Miss.
1927	Bobby Jones	U.S. Amateur Championship, Minneapolis, Minn.
1927	Watts Gunn	Georgia Amateur Championship, Savannah, Ga.
1925	Bobby Jones	U.S. Amateur Championship, Oakmont, Pa.
1924	Bobby Jones	U.S. Amateur Championship, Ardmore, Pa.
1924	Watts Gunn	Southeastern Amateur, Columbus, Ga.
1923	Perry Adair	Southern Amateur, Birmingham, Ala.
1923	Watts Gunn	Georgia Amateur Championship, Macon, Ga.
1922	Bobby Jones	Southern Amateur, Atlanta, Ga. (East Lake Golf Club)
1922	Perry Adair	Georgia Amateur Championship, Atlanta, Ga. (Druid Hills Golf Club)
1921	Perry Adair	Southern Amateur, Nashville, Tenn.
1920	Bobby Jones	Southern Amateur, Chattanooga, Tenn.
1917	Bobby Jones	Southern Amateur, Birmingham, Ala.
1916	Bobby Jones	Georgia Amateur Championship, Atlanta, Ga. (Capital City Club)

INTERNATIONAL COMPETITION



Georgia Tech players have been integral parts of United States teams in international competitions on both the amateur and professional levels.

Stewart Cink and Matt Kuchar (top left) both played for the United States in the 2010 Ryder Cup in Newport, Wales. Cink has competed in five Ryder Cups for the U.S., including the victorious 2002 team with David Duval (left). Kuchar has competed in four and also earned a bronze medal on the 2016 Olympic Games golf competition in Rio de Janeiro, Brazil.

Kuchar and Bryce Molder, pictured together during the 1999 Walker Cup below, combined to participate in eight Walker and Palmer Cup matches for the United States. Cameron Tringale competed for the Team USA in the 2009 Walker Cup, while Andy Ogletree (bottom right) played in the 2019 Walker Cup after winning the U.S. Amateur championship.



RYDER CUP

1987 - Larry Mize
1999 - David Duval
2002 - Stewart Cink, David Duval
2004 - Stewart Cink
2006 - Stewart Cink
2008 - Stewart Cink
2010 - Matt Kuchar, Stewart Cink
2012 - Matt Kuchar
2014 - Matt Kuchar
2016 - Matt Kuchar
2018 - David Duval, Matt Kuchar
(vice captains)

2009 - Cameron Tringale
2019 - Andy Ogletree
2021 - Tyler Strafaci

WORLD AMATEUR TEAM CHAMPIONSHIP

1990, '92 - David Duval (USA)
1998 - Matt Kuchar (USA)
2000 - Bryce Molder (USA)
1994, '96, '98, '08 - Mauricio Muniz (Puerto Rico)
2010, '12 - Minghao Wang (China)
2022 - Christo Lamprecht (South Africa)
2022 - Hiroshi Tai (Singapore)

PRESIDENTS CUP

1998 - David Duval
2000 - Stewart Cink, David Duval
2005 - Stewart Cink
2007 - Stewart Cink
2009 - Stewart Cink
2011 - Matt Kuchar
2013 - Matt Kuchar
2015 - Matt Kuchar
2017 - Matt Kuchar
2019 - Matt Kuchar

OLYMPIC GAMES

2016 - Matt Kuchar (bronze medalist)

WORLD CUP

2000, '01 - David Duval
2005, '06 - Stewart Cink
2011, '13, '18 - Matt Kuchar

WALKER CUP

1922, '24, '26, '28, '30 - Bobby Jones
1926, '28 - Watts Gunn
1936, '38 - Charlie Yates
1991 - David Duval
1999 - Matt Kuchar, Bryce Molder
2001 - Bryce Molder
2005 - Nicholas Thompson

SPIRIT INTERNATIONAL

2019 - Andy Ogletree (USA)
2021 - Christo Lamprecht (South Africa)

PALMER CUP

1998 - Matt Kuchar, Bryce Molder (USA)
1999 - Matt Kuchar, Bryce Molder (USA)
2001 - Bryce Molder (USA)
2003 - Bruce Heppler/head coach (USA)
2005 - Roberto Castro (USA)
2006 - Roberto Castro, Kevin Larsen (USA)
2008 - Chesson Hadley (USA)
2009 - Cameron Tringale (USA)
2012 - James White (USA)
2014 - Ollie Schniederjans (USA)
2015 - Anders Albertson, Ollie Schniederjans, Bruce Heppler/HC (USA)
2020 - Andy Ogletree (USA)*
2022 - Christo Lamprecht (South Africa)
*selected but did not compete

USA-JAPAN MATCHES

1999 - Carlton Forrester
2002 - Kris Mikkelsen

USA-CHINA FRIENDSHIP CUP

2006 - Cameron Tringale



GEORGIA TECH TEAM AWARDS

Georgia Golf Hall of Fame Members

Member	Inducted
Member	Inducted
Perry Adair	1989
Tommy Barnes	1989
Stewart Cink	2017
William "Dynamite" Goodloe	2009
Watts Gunn	1989
Bruce Heppler	2022
Charles Harrison	1992
Urban "Bunky" Henry	2008
Robert T. "Bob" Jones	1989
Larry Mize	1991
Bill Ploeger	2001
Albert "Duck" Swann	2013
Charles Yates	1989
Dan Yates	1996

Georgia Tech Sports Hall of Fame Members

Name	Inducted
Perry Adair	1973
Tommy Barnes	1960
Puggy Blackmon (coach)	2008
Roberto Castro	2017
Stewart Cink	2005
James R. Cleveland	1981
Charles Dannals, Jr.	1986
H.E. Dennison (coach)	1970
David Duval	2003
Bill Eager, Jr.	1979
Carlton Forrester	2012
Nacho Gervas	1997
Watts Gunn	1961
Chesson Hadley	2020
Charles Harrison	1962
George W. (Bunky) Henry	1984
George D. Johnson, Jr.	1989
Robert Tyre (Bobby) Jones	1958
Matt Kuchar	2010
Troy Matteson	2013
Bill McDonald	1995
Bob McDonnell	1993
Kris Mikkelsen	2015
Larry Mize	1992
Bryce Molder	2011
Berrien Moore	1956
Jay Nichols	2001
Tommy Plaxico (coach)	1993
William D. (Bill) Ploeger	2001
Frank M. Ridley, Jr.	1956
John H. Ridley	1972
Charlie Rymer	2000
Chan Song	2018
Albert Swann	1964
Nicholas Thompson	2016
Cameron Tringale	2019
Ewing G. Watkins	1974
Charles R. Yates	1959
Daniel Yates, Jr.	1984




BOBBY JONES

THE GREATEST AMATEUR GOLFER, HE CAPTURED FIVE U.S. AMATEUR TITLES, FOUR U.S. OPEN TITLES AND WAS UNDEFEATED IN FIVE WALKER CUP MATCHES. HE CAPTURED GOLF'S ONLY GRAND SLAM IN 1930.

Robert Tyre Jones Award

(Player of the Year)

1984	Nacho Gervas
1985	Bob McDonnell
1986	Nacho Gervas
1987	Jay Nichols
1988	Bill McDonald, Charlie Rymer
1989	Charlie Rymer
1990	David Duval
1991	David Duval
1992	David Duval
1993	David Duval
1994	Stewart Cink
1995	Stewart Cink
1996	Sam Hulsey
1997	Matt Kuchar
1998	Matt Kuchar, Bryce Molder
1999	Bryce Molder
2000	Matt Kuchar, Bryce Molder
2001	Bryce Molder
2002	Troy Matteson
2003	Troy Matteson
2004	not awarded
2005	Roberto Castro, Nicholas Thompson
2006	Cameron Tringale
2007	Roberto Castro, Cameron Tringale
2008	Chesson Hadley
2009	Cameron Tringale
2010	John-Tyler Griffin
2011	John-Tyler Griffin, James White
2012	James White
2013	Anders Albertson, Ollie Schniederjans
2014	Ollie Schniederjans
2015	Anders Albertson, Ollie Schniederjans
2016	Vincent Whaley
2017	James Clark
2018	Tyler Strafaci
2019	Andy Ogletree, Luke Schniederjans
2020	Andy Ogletree
2021	Christo Lamprecht
2022	Christo Lamprecht



CHARLIE YATES

YATES CAPTURED THE 1934 NATIONAL COLLEGIATE CHAMPIONSHIP AND WAS UNDEFEATED IN THE 1936 AND '38 WALKER CUP MATCHES. HE ALSO WON THE BRITISH AMATEUR AND THE WESTERN OPEN.

Charles Yates Cup

(Outstanding Academic Achievement)

1984	Peter Davison
1985	Charlie Thomas
1986	Bob McDonnell
1987	Chris Cupit
1988	Chris Cupit
1989	Tripp Isenhour
1990	Tom Shaw
1991	Tom Shaw
1992	Stewart Cink
1993	Stewart Cink
1994	Brian Newton
1995	Brian Newton
1996	Lance Stover
1997	Lance Stover
1998	Wes Latimer
1999	Bryce Molder
2000	Troy Matteson
2001	Kris Mikkelsen
2002	Kris Mikkelsen
2003	Chan Song
2004	Chan Song
2005	Roberto Castro
2006	Roberto Castro
2007	Roberto Castro
2008	Daniel Bowden
2009	John-Tyler Griffin
2010	James White
2011	Bo Andrews
2012	Bo Andrews
2013	Bo Andrews
2014	Bo Andrews
2015	Drew Czuchry
2016	Michael Hines
2017	Michael Hines
2018	Tyler Joiner
2019	James Clark
2020	Tyler Strafaci
2021	Andy Mao
2022	Adam Bratton



WATTS GUNN

GUNN CAPTURED THE 1927 NATIONAL COLLEGIATE CHAMPIONSHIP AND WAS UNDEFEATED IN THE 1926 AND '28 WALKER CUPS.

Watts Gunn Trophy

(Most Improved Player)


1984	Dave Hopson
1985	Jay Nichols
1986	Lenny Nash
1987	Jeff Rich
1988	Tripp Isenhour
1989	Trey Holroyd
1990	Tom Shaw
1991	Chan Reeves
1992	Jimmy Johnston
1993	Carlos Beautell
1994	Mikko Rantanen
1995	Sam Hulsey
1996	Mauricio Muniz
1997	Mike Pearson
1998	Carlton Forrester
1999	Wes Latimer
2000	Matt Weibring
2001	Troy Matteson
2002	Troy Matteson
2003	Adam Cranford
2004	Mike Barbosa
2005	Chan Song
2006	Taylor Hall
2007	Adam Cohan
2008	David Dragoo
2009	Adam Cohan
2010	James White
2011	Kyle Scott
2012	Seth Reeves
2013	Ollie Schniederjans
2014	Seth Reeves
2015	Vincent Whaley
2016	Jacob Joiner
2017	James Clark
2018	Jacob Joiner
2019	Andy Ogletree
2020	Bartley Forrester
2021	Will Dickson
2022	Aidan Kramer

TECH COACHING HISTORY

H.E. DENNISON • 1931-55

A professor of economics and social science, as well as the director of industrial management, H.E. Dennison served as Georgia Tech's first golf coach from 1931-55. He shepherded a program which had already earned success on the national stage when Watts Gunn won the national collegiate championship in 1927. Collegiate golf was strictly a dual match sport in Dennison's time, and Tech went three straight years from 1933-35 without losing a match.

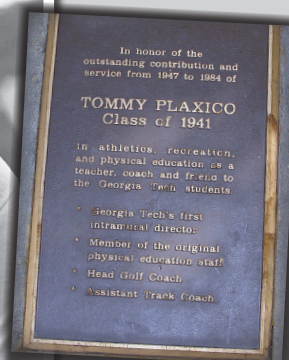

Dennison had the distinction of coaching such standouts as Charlie Yates, the 1934 national collegiate champion, 1938 British Amateur champion and three-time Walker Cup team member, as well as the 1938 Southern Intercollegiate champion Tommy Barnes and 1948 Southeastern Conference champion Albert Swann. He also led the Yellow Jackets to their first NCAA Championship appearance as a team in 1947.



TOMMY PLAXICO • 1956-82

Likeable Tommy Plaxico, a former Georgia Tech star of the cinders in the 1940s, served as the Yellow Jackets' golf coach from January of 1956 until he retired in 1982, an era which saw the landscape of college golf evolve from schools playing dual matches exclusively to playing stroke-play tournaments. Among his players were future PGA Tour star Larry Mize, 1967 NCAA runner-up Bunky Henry and 1999 U.S. Senior Amateur champion Bill Ploeger.

Plaxico, a contemporary of such Tech coaching luminaries as Bobby Dodd, Whack Hyder and Jim Luck, was a regular on the Tech track team for three years and was captain of the 1941 squad. After serving four years as a Navy fighter pilot in World War II, Plaxico returned to campus to receive his degree in industrial management in 1946. He immediately joined the Tech faculty as a member of the Physical Training staff, a capacity in which he served until he retired. Plaxico, also an avid tennis player, served as an assistant track coach for five years and was in charge of Georgia Tech's intramural program.



PUGGY BLACKMON • 1982-95

The arrival of Puggy Blackmon signaled a new era in golf at Georgia Tech, keeping the Yellow Jackets in line with the way college golf was growing. The South Carolina native came from a teaching and professional golf background, and laid the foundation for the stature of the program today. Heavily involved in junior golf, Blackmon immediately began recruiting top junior players, set about raising money for the program and started the booster club which continues to support Tech golf today.

Within three years, he guided the Yellow Jackets to their first Atlantic Coast Conference championship, and Tech became a perennial top-25 program. That led to the program being invited to compete in bigger and better events, and the Jackets would go on to win five ACC titles, compete in 11 NCAA Championships and win 33 tournaments overall during his tenure. He recruited and coached PGA Tour players Stewart Cink, Michael Clark II, David Duval, Tripp Isenhour and Charlie Rymer.



ALL-TIME GREATS

ROBERT TYRE "BOBBY" JONES • ATLANTA, GA.

On Sept. 27, 1930, Robert Tyre Jones, Jr., of Atlanta walked off the 11th green at the Merion Cricket Club and into history. No one before him had won golf's four major championships in a single year. No one has done it since.

No one might ever do it again.

"It may be 60 years, if then, before we see another Grand Slam," said Joe Dey, former commissioner of the PGA Tour and former executive director of the United States Golf Association.

"You never say never," said Ben Hogan, who was 18 when Jones won the Slam and remains the only golfer to win three professional majors in one year. "But considering the times — there are so many more good players — it's improbable that any player will win all four."

Of all the single-season sustained records of excellence in major sports, Jones' mark has stood the longest. Longer than Babe Ruth's 60 home runs, a record that last 34 years after he set it in 1927; longer than Joe DiMaggio's 1941 hitting streak of 56 games, which is still alive after 49 years; longer than Wilt Chamberlain's 50.4 points-per-game average, set in 1961-62; longer than Bryon Nelson's PGA Tour streak of 11 straight victories and 18 overall in 1945.

The four tournaments Jones won — the national Open and amateur championships of the United States and Britain — originally were known as the "Impregnable Quadrilateral." That term eventually evolved into the Grand Slam, a term that stuck even when the PGA Championship and the Masters replaced the two amateur tournaments in the mythical foursome.

To understand the magnitude of Jones' deed, consider that in the ensuing 60 years only four players — Hogan, Gene Sarazen, Gary Player and Jack Nicklaus — in their careers have won each of the four events that make up the modern Slam.

In golf's record books, Hogan comes across as the most serious challenger to Jones record when in 1953 the Texan won the Masters, U.S. Open and British Open. But because there was some overlap in dates of the British Open and the PGA Championship, the possibility of Hogan completing the Slam never existed.

Perhaps the most incredible thing about Jones' Slam is that he planned it. He didn't have a name for it, nor was he glory-seeking. His reasons were purely personal. Being an amateur golfer, his finances and family obligations would not allow him to play in all four tournaments after 1930. As it turned out, he didn't have to. He announced his retirement from competitive golf a few weeks after winning the U.S. Amateur. He was 28.

Dey, then a 23-year-old sportswriter for The Philadelphia Evening Bulletin, was there at Merion in Ardmore, Pa., when Jones completed the Grand Slam. Now 83, Dey said Jones' performance was "simply unbelievable."

"I saw every shot, and I haven't seen anyone since as dominant as Jones was in that Amateur," Dey said. "None of his matches went past the 14th hole. He cruised along. Considering the pressure and the crowds — you have to remember in those days the fairways weren't roped — it was a remarkable performance by a remarkable player."

Dey has seen all the great players and says only Hogan and Nicklaus equaled Jones in figuring out a way to win.

"If Nicklaus couldn't do it, I don't think it could be done. Maybe Hogan could have, but there wasn't that much emphasis on the Grand Slam during his day. I don't see anyone out there today who knows how to win like they did and like Jones did."

"Also, it's just too hard now because there are too many good players to expect one to win all four, and too, I believe the intense media attention given to the majors creates tremendous pressure that begins to build when someone wins the first two."

Hogan agreed about the media pressure. "It's incredible," he said, "much more so than when I played. Because it was impossible for me to play in all four in 1953, there was none of that."

Dey credits Jones with the Grand Slam transformation from two amateurs and two Opens to today's four pro majors. "When Jones retired, there was not another amateur of his ability, and after he started Augusta National, and the Masters took hold, the attention turned away from the amateurs to the professionals," he said.

"What Jones did was win the Grand Slam, then without realizing it, created another one."



How good was Jones? From 1923 through 1930, Jones won 13 major national titles in the U.S. and Great Britain, 62 percent of the championships he entered.

In the last 11 British and U.S. Opens in which he played, he finished no worse than second in 10, winning seven times. And from the time he was 14 to the time he was 28, no player ever beat him twice in championship match play.

It also must be noted that Jones was hardly a full-time golfer. Often he would go months without picking up a club. Instead, he studied mechanical engineering at Georgia Tech, got a degree in English literature at Harvard, dabbled in real estate and then attended law school at Emory. In his 13 years in major championship competition, he was a student, high school or college, in nine of them. He played only 52 tournaments in that span, an average of four a year, and won 23.

Though Jones was born and raised in Atlanta, there is no public display of his memorabilia. His old locker remains at East Lake Country Club men's locker room and several pictures hang on the walls of the grill room. Most of his trophies and his famous putter, Calamity Jane, are on display in a showcase in the Jones Room at the Atlanta Athletic Club.

Jones died in the early evening of Dec. 18, 1971. He played his last round of golf in 1948, the year he was stricken with syringomyelia, a disease that attacks the central nervous system. His burial is in Atlanta's Oakland Cemetery. His tombstone reads:

Robert Tyre Jones, Jr.

Born 1902 Died 1971

No other words were thought necessary.

This story was written by the late Tom McCollister, who covered golf for the Atlanta Journal-Constitution and paid this tribute to Bobby Jones on the 60th anniversary of his Grand Slam, in the Sept. 27, 1990, edition of the Journal and Constitution.

ALL-TIME GREATS

PERRY ADAIR • ATLANTA, GA.

Perry Adair (1899-1953) was an integral part of the "Golden Age of Golf." He grew up in Georgia and loved the game, playing at the Atlanta Athletic Club's East Lake Golf Course, mentored by selfless East Lake club pro Stewart Maiden, who brought with him from Carnoustie, Scotland the knowledge of what it was like to play for national championships. Perry's father George Adair was instrumental in Perry's early career development and took the boy off to compete in tournaments where he had to face new conditions and adult competition. He thrived on it.

Perry, two years older than fellow East Lake prodigy Bobby Jones, became a highly regarded amateur player. At 16, Perry lost to his good friend, 14-year-old Bobby, in the East Lake Invitational and in the Georgia Amateur 36-hole final. At 17, Adair was the 1914 East Lake Country Club Champion, then the 1921 and 1923 Southern Amateur Champion and 1922 Georgia Amateur Champion.

He was already a celebrity in the golf world when he enrolled at Georgia Tech in 1917 and played No. 1 for the Yellow Jackets before enlisting in Army Artillery School. After his military stint, he joined his family's real estate development firm and also involved himself in efforts to build municipal golf courses in the Atlanta area.

Among the fund-raising tours by professional and amateur golfers for the war effort in 1918, Adair toured the East Coast and the Midwest as part of the "The Dixie Whiz Kids," playing in exhibition matches featuring fellow Atlanta teenagers Watts Gunn, Bobby Jones and Alexa Stirling, and Chicagoan Elaine Rosenthal, raising \$150,000 for the Red Cross. While playing the Midwest, these famous teens were often joined by pros Chick Evans and Walter Hagen.

Chick Evans wrote of Adair in the Atlanta Constitution in 1920:

"Perry Adair, of Atlanta, is a promising youngster who will be heard from. He is not so stocky or so strong of build as his young neighbor Bobby Jones, but he plays a sound game and within the limitation of his strength he is an excellent golfer. It is more than an unique coincidence that the two foremost young players in the United States should be from the same Southern city ... The golf instructor, James Maiden, at the East Lake course, where young Adair was practically brought up, was one of the best in the country and the Atlanta boys have had the soundest possible golf schooling ... Perry, like the great British players, has golfed almost from babyhood. He is a very graceful player, and one of the best of his age in this country today. He does not drive so far now as he will when he is able to collect a bit more flesh, but even now his drives are of good length and considerable accuracy."

Adair was inducted into the Georgia Tech Hall of Fame in 1973, and into the Georgia Golf Hall of Fame in 1989.



TOMMY BARNES • MACON, GA.

In addition to his ability to compete at a high level, Tommy Barnes was equally known for his welcoming smile, his story-telling ability and his amazing memory. Able to battle the nation's best players, Barnes was equally adept at making a hacker feel comfortable during a casual round.

"Tommy Barnes was amateur golf through and through," said Mike Waldron, the executive director of the Georgia State Golf Association. "He was part of a golf tradition in Georgia that includes Perry Adair and Bobby Jones and Charlie Yates, what I call the 'Golden Age' of amateur golf."

Barnes played a lot of his golf at East Lake Golf Club. When Bobby Jones played his final round of golf, Mr. Barnes was there with him. And in 1988, at age 73, Mr. Barnes shot a 62 to set the East Lake course record, one better than Jones. Mr. Barnes learned years later that Jones, having recognized Mr. Barnes' potential, had arranged for East Lake to offer a membership.

Randall Couch, the head golf professional at Druid Hills Country Club, said, "It's incredible. He had the same routine from the first day I saw him play to the last time I saw him play. The way he'd line up his shot, walk up and hit was the same way he'd done since he was a kid."

That sweet swing enabled Barnes to accomplish many things on the golf course. He qualified for the U.S. Amateur for 16 straight years; he was the nation's low section qualifier in 1939. He captained the Georgia Tech golf team in 1937 and 1938. He won the Georgia Amateur in 1941 and was an alternate for the 1950 Walker Cup team. He played in the Masters in 1950, made the cut and tied for 35th.

Among his many career highlights were two Atlanta City Amateur championships (1935, 1937), five Dogwood Invitational titles (1941, 1948, 1949, 1951 and 1955), two Southeastern Amateurs (1938, 1946), two Southern Amateurs (1947, 1949), and the Southeastern PGA Open (1946). He won the Bobby Jones Four-Ball tournament five times and won the Pan American championship in 1941 while serving in the U.S. Navy.

"I never played the game for trophies or awards," Barnes told Journal-Constitution reporter Tom McCollister in a 1988 interview. "I played strictly for the competitiveness of it. I won my share and lost a lot more, but I have nothing but fond memories of those days."

And with his keen memory, Barnes was able to recall facts from virtually any tournament in which he had competed.

"Our friend Doc Ayers was having a football stadium named after him in Cedartown, so I picked up Tommy to ride out there," said Wendell Couch, a member of the Georgia Golf Hall of Fame. "He talked golf from the time I picked him up to the time we got back --- and that's not a short trip --- and we talked another 30 minutes after that. He loved the game."

Barnes was inducted into the Georgia Tech Hall of Fame in 1960, the Georgia Sports Hall of Fame in 1981, the Southern Golf Association Hall of Fame in 1988, the Atlanta Athletic Club Hall of Fame in 1995, and the Atlanta Sports Hall of Fame in 2006.

In addition to being an outstanding player, Barnes was given credit for helping preserve East Lake. He helped organize a group to purchase the course from the Atlanta Athletic Club in 1976 when the club moved to Duluth.

He served as president of the Atlanta Golf Association, director of the Georgia State Golf Association, on the board of the Southern Golf Association, and as a volunteer on the U.S. Golf Association's Section Affairs committee from 1964-77.

Barnes died in 2007 at the age of 91.



ALL-TIME GREATS

WILLIAM "DYNAMITE" GOODLOE • VALDOSTA, GA.

He might be best known to Georgia Tech fans as the chief recruiter for legendary football coach Bobby Dodd during the last years of his coaching career. But in between a stellar multi-sport high school career growing up in Valdosta and his eight-year stint on the football staff at Tech, William "Dynamite" Goodloe was acclaimed as one of the best and most colorful amateur golfers in the United States from the late 1940s through the middle 1950s.

Widely acclaimed and followed in England, Scotland and the United States as a result of his fine golf game, Goodloe also charmed legions of fans with his charismatic personality, his ample, low-slung physique and quaint South Georgia sorghum drawl (he once addressed the Prince of Wales as "Mr. Prince."). This mixture made him a favorite of people from all walks of life.

Goodloe played in the 1951, 1952 and 1956 Masters, and was low amateur after three rounds in 1951 at Augusta National. He twice competed in the British Amateurs at St. Andrews (1950) and Troon, Scotland (1956), and advanced to the quarterfinals at St. Andrews. He qualified as an alternate on the 1951 Walker Cup team, played in four U.S. Amateurs and entered once as low regional qualifier in 1949. He twice won the Georgia Amateur Championship in 1954 and 1955.

He played with the likes of Ben Hogan, Sam Snead, Byron Nelson, Louise Suggs, Kathy Whitworth, Julius Boros and Al Geiberger in many charity events. He recorded 18 hole-in-ones during his career. The longtime member of Valdosta Country Club won the local Jack Oliver Invitational tournament nine times, set the course record of 62 in 1959 and shot 71 there on the day he died on April 19, 1982 at age 62.

News accounts listed Goodloe at 5-foot-5 and 220 pounds. He was an uncle to another Tech great, Bunky Henry, and taught the 1967 NCAA runner-up how to play golf.

Born in Ocilla, Ga., on Nov. 10, 1919, Goodloe was a Valdosta sports legend, having played football and golf for Valdosta High from 1934-37. He went on to play both sports at Georgia Tech, and also was a member of the diving team.


He had success as a golfer at Tech in the early 1940s, and his outsized personality shone even then. Al Sharp, golf writer for the Atlanta Journal-Constitution, wrote prior to the 1941 Southern Intercollegiate Championship at Athens Country Club, "You can't beat these collegiate golfers for statements ... Dynamite Goodloe, of Tech, was at breakfast on qualifying day at 7:30 o'clock ... Quoth Dynamite: 'I got up two hours ago and I've played that course three times already while pacing my hotel room. Now all I got to do is play it two more times for keeps.'"

After the U.S. Amateur in 1948, John Bradberry of the Journal-Constitution wrote, "Reports from the National Amateur Golf Tournament in Memphis indicate that Mr. Bill (Dynamite) Goodloe, Jr., of Valdosta, Ga., was the most popular and colorful figure in the meet. They further suggest that the small crowds for the final two rounds might well be attributed to the fact that Mr. Goodloe was eliminated earlier, much to the disappointment of the fans who adopted the rotund Georgian as their favorite."

"All of this comes as no surprise to people who know Goodloe from his college days at Georgia Tech and from watching him in various golfing competitions around the state."

Coach Dodd adopted him as his boy, too. Dodd made frequent recruiting trips to Valdosta in the 1950s, and he also liked to fish. Goodloe, who worked in insurance and helped run his uncle's laundry business, was well-known by football coaches in the area. He got acquainted with Dodd and took him to a lake in Quitman which was known as a great location for fishing. Dodd believed Goodloe's personality would make him a good recruiter and hired him in 1959. He stayed until Dodd retired, and served one more year under Bud Carson before leaving Tech.

Goodloe went back to Valdosta and worked for a local insurance agency, working primarily with clients in the agricultural industry, and continued to play golf, both for pleasure and for business. Goodloe was inducted into the Valdosta-Lowndes County Sports Hall of Fame in 1978, the Georgia Sports Hall of Fame in 1984 and the Georgia Golf Hall of Fame in 1985.



WATTS GUNN • MACON, GA.

Watts Gunn was born in Macon, Ga., on January 11, 1905. He made golf history in 1925 in the U.S. Amateur at Oakmont Country Club, setting the world record for international championship golf by winning 15 straight holes in the first round of the 36-hole match. In that tournament, he went to the finals against friend and rival Bobby Jones, marking the only time two players from the same city ever met for the U.S. Amateur crown.

Gunn's first major tournament win was in the 1923 Georgia Amateur. In 1927, he won the Southern and National Intercollegiate tournaments, and the following year he won the Southern Amateur and Southern Open Championships. In 1926 and 1928, he played on the Walker Cup teams with Jones, defeating the British team both years. He played many benefit tournaments, including several exhibitions with Jones in 1927 and 1928. He took the Georgia State Amateur title in 1927 and 1928. At Lanier High School, he captained golf teams that never lost a match.

Watts Gunn was inducted into the Georgia Golf Hall of Fame on January 14, 1989.

From a Time Magazine account dated July 11, 1927

Last week, Watts Gunn of Georgia Tech, playmate of Robert Tyre Jones Jr., went four times around the Garden City (L. I.) Golf Club course in a total of 302 strokes. Had he been alive to do this in 1902, he would have won the U. S. Open Championship by five strokes.* But, at 22, his reward was the qualifying medal of the national intercollegiate golf tournament.

Consistently but not brilliantly, Golfer Gunn battered his way to the finals where he found the other favorite, Roland Mackenzie of Brown University, his good friend, with nerves set for a 36-hole struggle.

Beginning at the fifth hole of their first round, Golfer Gunn went stark, staring golf-mad, made six birdies, used only nine putts on seven consecutive holes—putts varying between 35 and 12 feet—sunk with a borrowed putter. His score for the first 18 holes was 69, breaking the course record by two strokes. After that it was only a matter of time before Mr. Gunn won match and championship, 10 up, 9 to go.

Another figure in the tournament was John D. Ames, blond son of Knowlton L. ("Snake") Ames (sinuous Princeton quarterback of the strenuous '90s), who lost to Watts Gunn in the second round but was elected president of the Intercollegiate Golf Association.



ALL-TIME GREATS

CHARLIE HARRISON • ATLANTA, GA.

Charlie Harrison was born in Atlanta, Ga., on June 25, 1931. He won the 1947 Atlanta City Junior Championship and then went on to letter in golf for four years at Georgia Tech.

A lifelong amateur, Harrison won the Atlanta Amateur a record 10 times, captured the Atlanta Athletic Club Championship nine times, and the Atlanta Country Club Championship six times during his illustrious career. He also claimed victories in the 1955 Southern Amateur and the 1959 Georgia Amateur. In 1966, Harrison was ranked 13th-best amateur in the country and captured the prestigious Dogwood Invitational at Druid Hills Golf Club. The next year in 1967, he was an alternate for the U.S. Walker Cup team. He qualified for the U.S. Amateur 16 times, placing as a quarterfinalist in 1959 and finishing fifth in 1972. He was also a quarterfinalist in the 1980 British Amateur and twice played in the Masters Tournament.

Harrison served as a director of the Southern Golf Association and was president of the Atlanta Golf Association from 1971-85. He was elected to the Georgia Tech Hall of Fame in 1978, the Georgia Sports Hall of Fame in 1991 and the Georgia Golf Hall of Fame in 1992. The East Lake Golf Club has named a caddie scholarship after him, now called the Harrison Scholarship.



BILL PLOEGER • BRUNSWICK, GA.

A native of Brunswick, Ga., Bill Ploeger has been a dominant force in the sport of golf throughout his astonishing career, and particularly as a senior player.

While a student at Glynn Academy in Savannah, Ploeger won the 1958 Future Masters golf tournament in Dothan, Ala. At Georgia Tech, Ploeger was a three-year letterwinner for the late coach Tommy Plaxico. He was named captain and was selected as an NCAA honorable mention All-American as a senior in 1962.

After graduating in 1963 with his degree in industrial management, Ploeger entered the world of amateur golf and won numerous golf tournaments throughout the southeast including the Gold Leaf Invitational two times, the Peach Blossom Invitational three times, and the Golden Isles Invitational eleven times.

After becoming a member of the senior tour, Ploeger continued to collect championship victories in such tournaments as the Georgia Senior Amateur (1995, 1997, 1999, 2008), the 1999 United States Golf Association (USGA) Senior Amateur in Portland, Ore., and the 2002 Senior Masters in Palm Springs, Calif. In 2000, he competed in both the U.S. Senior Open and the British Senior Open. An insurance executive in Columbus, Ga., Ploeger won the U.S. Senior Amateur at age 59 and despite being treated for a ruptured disc in his back. He built a 3-up lead and defeated 55-year-old Gary Menzel from Milwaukee, Wis., 3 and 2, at Portland (Ore.) Golf Club.


"I'm thrilled to death, I can't say anything more than that," said Ploeger. "To win a national championship is something that you dream about. To have it happen is just unreal."

Along the way, Ploeger defeated Vinny Giles, the 1972 U.S. Amateur champion and a four-time Walker Cup member, 3 and 2 in the quarterfinals. Giles had played his college golf at Georgia.

"I still can't believe I beat Vinny," said Ploeger. "He's been so much to me for so many years. I played in the British Amateur when he won it. I can't tell you how much it meant to me, as a golfer, to beat him."

In 1999, Golf Digest ranked Ploeger the top senior player in the United States. That same year, he also received the GSGA's Tommy Barnes Award as the overall Player of the Year, an honor he repeated in 2002. In 2001, he was the runner-up in the USGA Senior Amateur and in 2002, was again ranked the No. 1 senior amateur in the U.S. by Golfweek.

Ploeger is a member of the Georgia Tech Sports Hall of Fame (inducted in 1999), the Senior Amateur Hall of Fame and the Chattahoochee Valley Sports Hall of Fame. He was inducted into the Georgia Golf Hall of Fame in 2001, and entered the Georgia Sports Hall of Fame in 2011.



ALL-TIME GREATS

ALBERT "DUCK" SWANN • MACON, GA.

Albert J. "Duck" Swann's golf career spanned from his college days at Georgia Tech to an international senior championship in his later years, and he was a dedicated servant of the game of golf and of charitable causes in his community. The Georgia Golf Hall of Fame inducted him posthumously in the Class of 2013 with his family and many of his friends and colleagues to honor his induction.

Duck Swann was a major influence on the lives of many in the Macon community and at Idle Hour Club. Peter Persons, Georgia Golf Hall of Fame Class of 2011, recalls how Swann would be one of his first calls when he returned home from a PGA TOUR event and repaired clubs for him at his home workshop.

"He'd console me and inspire me," said Persons. "He was one of my best friends, though he was of my father's generation."

Swann became acquainted with Roger Kaiser, the legendary Georgia Tech basketball All-American player and national championship coach at West Georgia and Life College, not through golf or a "Tech connection," but at a chance meeting at a sports camp. "Duck brought a busload of youngsters up from Macon to my sports camp in north Georgia," said Kaiser. "I didn't know who he was then, but over time our families became very close friends."

A Maconite throughout his life, Swann played on the Lanier High golf team and won the 1941 Macon City and 1942 Georgia Interscholastic titles. Following World War II years as an Air Force pilot, he was the Southeastern Conference champion in 1948 at Georgia Tech and was captain of the Yellow Jackets' 1949 SEC title team.

He spent two more combat flying years in Korea before settling into several businesses in the Macon area. In 1958 he was elected to Georgia Tech's "all time" golf team and into the Georgia Tech Athletic Hall of Fame in 1964.

Swann's golf career blossomed again upon the time he turned senior amateur age of 55 in 1980. The year 1983 was his biggest. His most significant victory came at Walton Heath in England, as he became the first American to capture the British Senior Open Amateur. Also during the year, he won the Georgia Seniors title and qualified for the match play portion of the USGA Senior Amateur Championship.

The following year, he won the Legendary Senior Amateur in Birmingham, and was runner-up at the American and Georgia seniors. In 1987, he won the Western Seniors.

Swann was a member of several golf organizations throughout his life, including the Peach Blossom Classic, American Senior Golf Association, state Walter Hagen cancer tournament committee, Middle Georgia Golf Championship Board and was a past president of Idle Hour Club. He also spent many hours volunteering his time for civic and charitable causes in the Macon and central Georgia area. He was a chairman or president of the Bibb County Department of Family and Children Services, Macon Rotary Club, Lanier Booster Club, Middle Georgia Area Georgia Tech Club, Tech-Georgia Development Fund, Vine-Ingle Little League and Macon YMCA.



CHARLIE YATES • ATLANTA, GA.



Charlie Yates, a link to Atlanta's vast golf history who later shepherded the city's arts community into the future, was once heralded by Life magazine as owning "the best grin in golf."

He didn't mind using it either, whether to woo the English crowds while he was winning the 1938 British Amateur championship or while heading the effort to raise the \$20 million that built the High Museum. A participant in the city's history for much of the 20th century, it is not inappropriate he be remembered first for that smile and a benevolent demeanor that underscored his life.

Yates, 92, died October 17, 2005 at his home in Buckhead.

Mentored by Bobby Jones - he in fact played with Jones in his final round in 1948 at East Lake Golf Club - Yates was national college champion while at Georgia Tech (1934), a two-time Walker Cup competitor (1936 and 1938) and was captain of the U.S. Walker team in 1953.

He seized the international limelight at the 1938 British Amateur at Royal Troon. Beating two U.S. and British Amateur champions along his eight-match campaign, he struck a tone with the British galleries who were not then so easily charmed by foreigners taking away their titles. Afterward, the legendary British golf author Bernard Darwin wrote, "There has been no invading Champion more popular than Charlie Yates, whose cheerfulness and humor, of his own particular brand, made everybody like him."

Yates played 11 times in the Masters, including the inaugural tournament in 1934.

"There wasn't any strict rule about who was eligible to play in the Masters then," he once told The Augusta Chronicle. "Bob invited some of his friends, such as myself."

He tied for 21st that year and twice was low amateur, but his most memorable Masters came in 1935. Yates was playing in the group ahead when Gene Sarazen made double eagle on the par-5 15th to force a playoff he won the next day. That shot put the Masters on the map.

Yates' amateur career, except for playing the Masters, ended with World War II when he was drafted into the Army. He transferred to the Navy and spent 30 months as a lieutenant on the destroyer USS Mayo, which was struck by enemy fire during the invasion of Italy.

For nearly 50 years, he served on the Masters' Press Committee, a constant presence in the media quarters and, to many who returned to Augusta National year after year, a Masters tradition in himself.

"I am deeply saddened by the passing of Charlie Yates," Augusta National chairman Hootie Johnson said. "Charlie was an outstanding amateur golfer and a member who was linked to Bobby Jones and the club's history, attending every Masters through 2003. He will be greatly missed."

But it was in 1973 that Yates began some of his most lasting work. He accepted Mayor Ivan Allen's suggestion to retire at age 60 and head up the Atlanta Arts Alliance (which later became the Woodruff Arts Center).

Yates had already served as president of the Atlanta Symphony Orchestra (1962-65) and helped recruit Robert Shaw to be its conductor.

"When you look at who had a heavy influence on the thinking of people like the late Ivan Allen, or Robert W. Woodruff, Charlie was an effective leader in getting those people to see how Atlanta's strategy should include the development of world class arts and organizations," said Beauchamp Carr, executive vice president of the Woodruff Arts Center.

Originally drawn to the arts when his wife Dorothy recruited him for nights at the symphony, Yates ushered the city into a new age. Besides overseeing the effort to build the High, he helped raise the \$5.4 million for the center's endowment. In his 10 years as president (1973-83) of what became the Woodruff Arts Center, the overall budget rocketed from \$3.8 million to \$16.3 million.

"I don't think of it as reaching into their pockets," he once said of his fund-raising ethic. "I think of it as their doing something for their own benefit."

The smile didn't hurt much either.

This story was written by Thomas M. Stinson and published in the Oct. 18, 2005 edition of the Atlanta Journal-Constitution. Additional information from an Associated Press story was added to this account.

ALL-TIME GREATS

ANDERS ALBERTSON • WOODSTOCK, GA.

Career Honors and Statistics

GCAA All-American	2012 (HM), 2013 (3rd), 2015 (HM)
Golfweek All-American	2012 (HM), 2013 (3rd), 2015 (HM)
Byron Nelson Award recipient	2015
All-Atlantic Coast Conference	2012, 2013, 2014, 2015
ACC Champion	2013, 2015
GCAA All-America Scholar	2014, 2015
CoSIDA Academic All-American	2015 (3rd)
ACC Post-Graduate Scholarship Award recipient	2015
Academic All-ACC	2012, 2013, 2014, 2015
U.S. Palmer Cup team member	2015

Season	Rounds	Lo54	LoRnd	Par/-	Events	Top1	Top5	Top10	W-L	WLPct	Avg
2011-12	33	208	66	18	11	-	3	5	727-158	.821	71.39
2012-13	38	201	66	26	17	1	2	5	827-212	.796	71.05
2013-14	39	204	65	24	16	-	4	6	662-387	.631	72.03
2014-15	40	200	65	25	13	2	4	5	797-242	.767	71.48
Totals	150	200	65	93	57	3	13	21	3013-999	.751	71.49

Career Tournament Results

2011-12	Date	Rounds	Scores	Par	Rank	W-L
Carpet Capital Collegiate	9/11/2011	3	74-70-67=211	-5	13rd/60	57-2
Golfweek Conference Challenge	9/25-27/2011	3	72-73-75=220	+4	118th/75	57-17
Brickyard Collegiate	10/7-9/2011	3	72-67-70=209	-7	12nd/84	82-1
United States Collegiate Championship	10/23-25/2011	3	73-72-75=220	+4	131st/75	44-30
Amer Ari Invitational	2/1-3/2012	3	70-75-70=215	-1	135th/116	81-34
Puerto Rico Classic	2/19-21/2012	3	75-75-67=217	+1	123rd/75	52-22
Seminole Intercollegiate	3/9-11/2012	3	72-66-70=208	-5	16th/96	90-5
Barona Collegiate Cup	3/22-23/2012	3	67-69-73=209	-7	13th/107	94-12
Gary Koch Invitational	4/7-8/2012	3	74-67-74=215	-1	17th/78	71-6
Atlantic Coast Conference Championship	4/20-22/2012	3	69-68-72=209	-7	14th/55	51-3
NCAA Norman Regional	5/17-19/2012	3	74-76-73=223	+7	127th/75	48-26
SEASON TOTALS		33	2356 Avg. 71.39	-1		727-158

2012-13	Date	Rounds	Scores	Par	Rank	W-L
Carpet Capital Collegiate	9/7-9/2012	3	73-78-72=223	+7	140th/78	38-39
PING-Golfweek Preview Invitational	9/23-25/2012	3	71-70-72=213	+3	116th/75	59-15
Brickyard Collegiate	10/5-7/12	3	72-71-72=215	-1	14th/84	70-13
United States Collegiate Championship	10/19-21/2012	3	74-75-75=224	+8	141st/79	38-40
Western Refining College All-American	11/19-20/2012	3	70-67-70=207	-6	112th/23	11-11
Amer Ari Invitational	2/6-8/2013	3	72-70-69=211	-5	110th/116	106-9
Puerto Rico Classic	2/17-19/2013	3	75-70-71=216	-5	126th/75	49-25
Southern Highlands Collegiate Masters	3/8-10/2013	3	75-73-72=220	+4	119th/81	62-18
Linger Longer Invitational	3/23-24/2013	2	72-68=140	-4	4th/80	76-3
Gary Koch Invitational	4/8-9/2013	3	69-68-75=212	-4	16th/75	69-5
Atlantic Coast Conference Championship	4/26-28/2013	3	66-67-68=201	-15	1st/55	54-0
NCAA Tallahassee Regional	5/16-18/2013	3	66-71-72=209	-7	110th/75	65-9
NCAA Championship	5/28-30/2013	3	69-67-73=209	-1	126th/156	130-25
SEASON TOTALS		38	2700 Avg. 71.05	-1		827-212

2013-14	Date	Rounds	Scores	Par	Rank	W-L
Carpet Capital Collegiate	9/6-8/2013	3	70-71-75=216	-2	112th/75	63-11
Tar Heel Intercollegiate	9/14-15/2013	3	72-72-70=214	-4	4th/81	77-3
Brickyard Collegiate	10/4-6/2013	3	74-68-71=213	-3	116th/84	68-15
United States Collegiate Championship	10/18-20/2013	3	70-70-71=211	-5	3rd/78	75-2
Western Refining College All-American	11/25-26/2013	3	67-70-67=204	-9	3rd/21	18-2
Amer Ari Invitational	2/6-8/2014	3	72-72-73=217	+1	174th/120	46-73
Puerto Rico Classic	2/23-25/2014	3	71-66-70=207	-9	16th/75	69-5
Southern Highlands Collegiate Masters	3/7-9/2014	3	84-78-79=241	+25	174th/81	7-73
Valspar Invitational at Floridian	3/24-25/2014	3	71-72-77=220	+7	153rd/75	22-52
Robert Kepler Invitational	4/12-13/2014	3	71-75-76=222	+9	120th/81	61-19
Capital City Match Play vs. Auburn	4/19/2014	def. Dan Stringfellow, 3 and 2				
Capital City Match Play vs. Georgia	4/19/2014	def. Nicholas Reach, 5 and 4				
Atlantic Coast Conference Championship	4/25-27/2014	3	76-68-65=209	-7	12nd/60	58-1
NCAA Raleigh Regional	5/15-17/2014	3	73-67-71=211	-2	8th/75	67-7
NCAA Championship (stroke play)	5/23-26/2014	3	79-73-72=224	+14	1125th/156	31-124
NCAA Championship (match play)	5/27/2014	lost to Wyndham Clark (Oklahoma State), 1-up				
SEASON TOTALS		39	2809 Avg. 72.03	E		662-387

2014-15	Date	Rounds	Scores	Par	Rank	W-L
Carpet Capital Collegiate	9/5-7/2014	3	77-67-70=214	-2	118th/75	57-17
DICK'S Sporting Goods Challenge Cup	9/19-20/2014	3	69-73-72=214	+1	13th/60	47-12
Jerry Pate National Intercollegiate	10/6-7/2014	3	70-71-77=218	+8	127th/60	33-26
United States Collegiate Championship	10/17-19/2014	3	79-82-73=234	+18	176th/79	3-75
Warrior Princeville Makal Invitational	11/3-5/2014	3	68-67-65=200	-16	4th/84	80-3
Puerto Rico Classic	2/22-24/2015	3	74-70-70=214	-2	111th/84	73-10
Seminole Intercollegiate	3/13-15/2015	3	70-70-67=207	-9	14th/90	86-3
Valspar Collegiate Invitational	3/23-24/2015	3	72-70-69=211	-2	111th/73	62-10
Mason Rudolph Championship	4/3-5/2015	3	70-73-71=214	+1	88th/81	73-7
Robert Kepler Intercollegiate	4/11-12/2015	3	71-67-70=208	-5	11st/75	74-0
Atlantic Coast Conference Championship	4/24-26/2015	3	67-69-69=205	-11	11st/60	59-0
NCAA San Diego Regional	5/14-16/2015	3	75-72-70=211	+1	114th/75	61-13
NCAA Championship (stroke play)	5/29-6/1/2015	4	69-75-85-74=303	+15	167th/156	89-66
SEASON TOTALS		40	2859 Avg. 71.48	E		797-242

ROBERTO CASTRO • ALPHARETTA, GA.

Career Honors and Statistics

GCAA All-American	2004 (HM), 2005 (1st), 2006 (HM), 2007 (2nd)
Byron Nelson Award recipient	2007
All-Atlantic Coast Conference	2004, 2005, 2006, 2007
ACC Rookie of the Year	2004
GCAA All-America Scholar	2006, 2007
CoSIDA Academic All-American	2005 (3rd), 2006 (1st), 2007 (1st)
ACC Post-Graduate Scholarship Award recipient	2007
Academic All-ACC	2006, 2007
NCAA Today's Top VIII Award	2007
U.S. Palmer Cup team member	2005, 2006
Georgia Tech Hall of Fame	2017

Season	Rounds	Lo54	LoRnd	Par/-	Events	Top1	Top5	Top10	W-L	WLPct	Avg
2003-04	36	208	66	20	12	-	1	4	797-250	.761	71.89
2004-05	37	199	64	23	12	-	5	8	964-112	.896	70.86
2005-06	36	208	65	15	12	-	2	2	710-223	.761	73.08
2006-07	34	199	65	18	11	1	4	6	726-192	.791	71.88
Totals	143	199	64	76	47	1	12	20	3197-777	.804	71.92

Career Tournament Results

2003-04	Date	Rounds	Scores	Par	Rank	W-L
Bank of Tennessee at the Ridges	09/14/2003	3	72-73-72=217	+1	112th/93	81-11
PING/Golfweek Preview Invitational	09/23/2003	2	75-67=142	+2	19th/75	66-8
Jerry Pate National Intercollegiate	10/14/2003	3	72-69-71=212	-1	125th/60	35-24
Gary Koch/Cleveland Golf Intercollegiate	10/21/2003	3	68-70-70=208	-8	2nd/78	76-1
TaylorMade/Waikoloa Intercollegiate	02/13/2004	3	74-72-71=217	+1	142nd/105	63-41
Puerto Rico Classic	02/24/2004	3	74-78-72=224	+8	146th/88	42-45
Southern Highlands Collegiate	03/14/2004	3	77-72-69=218	+2	124th/77	53-23
Western Intercollegiate	03/23/2004	3	72-66-74=212	+2	17th/78	71-6
Atlanta Intercollegiate	03/30/2004	3	73-71-75=219	+3	131st/64	33-30
ACC Men's Golf Championships	04/18/2004	3	70-74-69=213	-3	111th/44	33-10
NCAA East Regional	05/22/2004	3	74-68-70=212	+2	99th/141	132-8
NCAA Championship	06/04/2004	4	76-74-70-74=294	+14	144th/156	112-43
SEASON TOTALS		36	2588 Avg. 71.89	+1		797-250

2004-05	Date	Rounds	Scores	Par	Rank	W-L
PING/Golfweek Preview Invitational	09/27/2004	3	68-72-71=211	+1	17th/75	68-6
Jerry Pate National Intercollegiate	10/12/2004	3	68-69-71=208	-5	110th/60	50-9
Isleworth Collegiate Invitational	10/26/2004	3	69-68-75=212	-4	4th/80	76-3
Carpet Capital Collegiate	11/7/2004	3	73-78-70=221	+5	111th/88	77-10
TaylorMade/Waikoloa Intercollegiate	02/12/2005	3	68-67-64=199	-17	14th/109	105-3
Puerto Rico Classic	03/01/2005	3	78-67-72=217	-1	121st/90	69-20
Southern Highlands Collegiate Champs.	03/13/2005	3	74-69-75=218	+2	115th/80	65-14
Oregon Duck Invitational	03/22/2005	3	71-68-71=210	-6	13rd/90	87-2
Hooties at Bulls Bay Intercollegiate	03/29/2005	3	77-74-72=223	+7	132nd/75	43-31
ACC Championship	04/17/2005	3	71-72-74=217	+1	14th/50	46-3
NCAA East Regional	05/21/2005	3	73-69-65=207	-6	110th/141	131-9
NCAA Championship	06/04/2005	4	69-68-71-71=279	-1	13rd/150	147-2
SEASON TOTALS		37	2622 Avg. 70.86	-1		964-112

2005-06	Date	Rounds	Scores	Par	Rank	W-L
PING/Golfweek Preview Invitational	09/28/2005	3	73-67-68=208	-8	3rd/75	72-2
Jerry Pate National Intercollegiate	10/11/2005	3	65-74-71=210	-3	111th/60	49-10
Isleworth-UCF Collegiate Invitational	10/25/2005	3	70-74-77=221	+5	111th/90	79-10
Carpet Capital Collegiate	11/06/2005	3	74-68-74=216	-E	112th/90	78-11
UH Hilo Intercollegiate	02/10/2006	3	68-72-68=208	-5	15th/105	100-4
Puerto Rico Classic	02/28/2006	3	70-76-74=220	+4	138th/90	52-37
Southern Highlands Collegiate	03/12/2006	3	76-71-80=227	+11	120th/79	59-19
Morris Williams Intercollegiate	04/04/2006	3	69-79-77=225	+9	157th/91	34-56
The United States Intercollegiate	04/11/2006	3	75-75-74=224	+8	131st/69	38-30
ACC Men's Championship	04/23/2006	3	72-70-71=213	-3	116th/54	38-15
NCAA Central Regional	05/20/2006	3	77-73-70=220	+7	130th/141	111-29
NCAA Championship	06/03/2006	4	77-84-78-0=239	+23	0th/156	0-0
SEASON TOTALS		36	2631 Avg. 73.08	+1		710-223

*through 54 holes (Tech missed cut)

2006-07	Date	Rounds	Scores	Par	Rank	W-L
Carpet Capital Collegiate	09/17/2006	3	71-72-72=215	-1	127th/90	63-26
Olympia Fields/Fighting Illini Invt.	09/25/2006	3	78-71-72=221	+5	120th/60	40-19
PING/Golfweek Preview Invitational	10/04/2006	3	72-72-76=220	+10	151st/75	24-50
Isleworth-UCF Collegiate Invitational	10/24/2006	3	74-70-74=218	+2	14th/89	85-3
UH Hilo Intercollegiate	02/09/2007	3	67-65-67=199	-11	12nd/94	92-1
Puerto Rico Classic	02/27/2007	3	68-70-71=209	-7	11st/90	89-0
Southern Highlands Collegiate	03/11/2007	3	70-71-78=219	+3	110th/79	69-9
United States Collegiate Championship	04/11/2007	3	74-74-74=222	+6	116th/76	66-9
ACC Championship	04/22/2007	3	69-72-72=213	-3	15th/54	49-4
NCAA East Regional	05/19/2007	3	75-73-73=221	+5	127th/141	114-26
NCAA Championship	06/02/2007	4	74-70-72-71=287	+7	146th/81	35-45
SEASON TOTALS		34	2444 Avg. 71.88	E		726-192

ALL-TIME GREATS

STEWART CINK • FLORENCE, ALA.

Career Honors and Statistics

GCAA All-American	1993 (2nd), 1994 (2nd), 1995 (1st)
Fred Haskins Player of the Year	1995
Jack Nicklaus Player of the Year	1995
Dave Williams Award	1995
All-Atlantic Coast Conference	1993, 1994, 1995
ACC Player of the Year	1995
ACC Academic Honor Roll	1992, 1993
Georgia Tech Hall of Fame	2005

Season	Rounds	Lo54	LoRnd	Par/-	Events	Top1	Top5	Top10	W-L	WLPct	Avg
1991-92	37	210	67	8	12	-	1	2	648-426	.603	74.73
1992-93	38	208	66	19	13	1	3	6	910-173	.840	72.66
1993-94	45	208	65	22	15	-	9	10	944-261	.783	72.27
1994-95	37	145	65	22	13	4	8	10	868-45	.951	71.08
Totals	157	145	65	71	53	5	21	28	3370-905	.788	72.66

Career Tournament Results

1991-92	Date	Rounds	Scores	Par	Rank	W-L
Carpet Capital Collegiate	9/21-22/1991	3	74-77-72=223	+7	123rd/90	67-22
PING Golfweek Preview Classic	10/7-8/1991	3	73-73-75=221	+5	143rd/90	47-42
LSU National Invitational	11/3-5/1991	3	77-76-80=233	+17	132nd/60	28-31
Golf World-Palmetto Dunes Collegiate	11/15-17/1991	3	78-74-77=229	+13	156th/90	34-55
Miami National Collegiate	2/28-3/1/1992	3	72-70-77=219	+3	114th/90	76-13
Golf Digest Collegiate	3/13-15/1992	3	76-82-73=231	+15	157th/75	18-56
Furman Intercollegiate	3/27-29/1992	3	73-74-72=219	+3	171th/120	113-6
PING American Airlines Collegiate	4/11-12/1992	3	78-71-76=225	+9	135th/60	25-34
Cavalier Classic	4/24-26/1992	3	75-74-74=223	+7	121st/90	69-20
Atlantic Coast Conference Championship	5/15-17/1992	3	75-68-67=210	-6	13rd/45	42-2
NCAA East Regional	5/21-23/1992	3	78-81-81=240	+24	105th/120	15-104
NCAA Championship	6/3-6/1992	4	73-74-72-73=292	+4	142nd/156	114-41
SEASON TOTALS		37	2765 Avg. 74.73	+3		648-426

1992-93	Date	Rounds	Scores	Par	Rank	W-L
Jerry Pate National Intercollegiate	10/25-27/1992	3	78-73-69=220	+4	19th/60	51-8
Golf World-Palmetto Dunes Collegiate	11/15-17/1992	3	73-75-66=214	-2	112th/90	78-11
UNLV Rebel Classic	12/1-2/1992	3	68-71-69=208	-8	11st/75	74-0
American University Collegiate	2/12-14/1993	3	71-77-69=217	+1	2nd/75	73-1
PING Arizona Intercollegiate	3/1-2/1993	3	68-71-75=214	-2	13rd/95	92-2
Golf Digest Collegiate	3/12-14/1993	2	82-71=153	+9	126th/75	49-25
Carpet Capital Collegiate	4/3-4/1993	2	78-70=148	+4	122nd/80	58-21
PING American Airlines Collegiate	4/10-11/1993	3	74-78-75=227	+11	142nd/60	18-41
Atlantic Coast Conference Championship	4/16-18/93	3	75-72-72=219	+3	112th/45	33-11
Cavalier Classic	4/23-25/1993	3	68-73-81=222	+6	11th/90	80-9
The Maxwell	5/15-16/1993	3	69-70-73=212	+2	17th/75	68-6
NCAA East Regional	5/19-21/1993	3	74-74-70=218	+2	127th/120	93-26
NCAA Championship	6/2-5/1993	4	70-74-71-74=289	+1	113th/156	143-12
SEASON TOTALS		38	2761 Avg. 72.66	+1		910-173

1993-94	Date	Rounds	Scores	Par	Rank	W-L
PING Golfweek Preview Invitational	10/2-3/1993	3	75-72-74=221	+5	119th/90	71-18
Taylor Made Red River Classic	10/11-12/1993	3	69-70-139	-5	81st/81	0-80
John Hancock All-American Classic	10/22-23/1993	3	69-71-68=208	-8	2nd/24	22-1
Jerry Pate National Intercollegiate	10/25-26/1993	3	76-79-75=230	+14	151st/60	9-50
Golf World-Palmetto Dunes Collegiate	11/12-14/1993	3	69-71-68=208	-8	13rd/90	87-2
NCAA Puerto Rico Challenge	2/13-15/1994	3	73-77-71=221	+5	19th/89	80-8
Golf Digest Collegiate	3/11-13/1994	3	75-74-68=217	+1	13rd/75	72-2
Morris Williams Intercollegiate	3/21-22/1994	3	82-74-82=238	+22	157th/66	9-56
Carpet Capital Collegiate	4/1-3/1994	3	69-73-73=215	-1	4th/84	80-3
PING Intercollegiate	4/9-10/1994	3	72-68-74=214	-2	12nd/66	64-1
Atlantic Coast Conference Championship	4/16-18/1994	3	69-71-75=215	-1	14th/45	41-3
Cavalier Classic	4/29-5/1/1994	3	67-72-71=210	-6	12nd/81	79-1
The Maxwell	5/14-15/1994	3	74-72-74=220	+10	131st/93	62-30
NCAA East Regional	5/19-21/1994	3	74-75-67=216	-E	3rd/120	117-2
NCAA Championship	6/1-4/1994	4	75-67-65-73=280	-8	15th/156	151-4
SEASON TOTALS		45	3252 Avg. 72.27	-E		944-261

1994-95	Date	Rounds	Scores	Par	Rank	W-L
PING Preview Invitational	9/24-25/1994	2	70-70=140	-4	1st/90	89-0
Topy Cup/U.S.-Japan Intercollegiate	10/11-13/1994	3	74-73-70=217	+1	18th/67	59-7
Jerry Pate National Intercollegiate	10/24-25/1994	3	74-67-68=209	-7	13rd/60	57-2
Golf World-Palmetto Dunes Collegiate	11/11-13/1994	3	70-70-69=209	-7	2nd/90	88-1
NCAA Puerto Rico Challenge	2/12-14/1995	3	69-69-70=208	-8	1st/76	75-0
Golf Digest Collegiate	3/10-12/1995	3	72-73-75=220	+4	111th/90	79-10
Morris Williams Intercollegiate	3/20-21/1995	3	73-70-71=214	-2	2nd/54	52-1
Carpet Capital Collegiate	3/31-4/2/1995	3	74-65-73=212	-4	1st/75	74-0
PING Intercollegiate	4/8-9/1995	3	68-75-70=213	-3	14th/66	62-3
Atlantic Coast Conference Championship	4/14-16/1995	3	73-69-72=214	-2	18th/45	37-7
The Maxwell	3/13-14/1995	3	69-66-76=211	+1	11st/92	91-0
NCAA East Regional	5/19-20/1995	3	71-73-74=218	+8	115th/120	105-14
NCAA Championship	5/31-6/3/1995	2	73-72=145	-E	n/a	
SEASON TOTALS		39	2630 Avg. 71.08	-1		868-45

DAVID DUVAL • PONTE VEDRA BEACH, FLA.

Career Honors and Statistics

GCAA All-American	1990 (1st), 1991 (1st), 1992 (1st), 1993 (1st)
Fred Haskins Player of the Year	1993
Jack Nicklaus Player of the Year	1993
Dave Williams Award Recipient	1993
All-Atlantic Coast Conference	1990, 1991, 1992, 1993
ACC Player of the Year	1992, 1993
ACC Champion	1991, 1993
U.S. Walker Cup Team	1992
U.S. World Amateur Team	1992
Georgia Tech Hall of Fame	2003

Season	Rounds	Lo54	LoRnd	Par/-	Events	Top1	Top5	Top10	W-L	WLPct	Avg
1989-90	40	211	66	24	13	-	7	9	1059-171	.861	72.38
1990-91	41	211	65	24	14	2	8	9	1076-172	.862	72.20
1991-92	40	206	66	24	13	2	6	8	983-114	.896	72.03
1992-93	41	206	65	31	14	4	11	13	1067-39	.965	70.73
Totals	162	206	65	103	54	8	32	39	4185-496	.894	71.83

Career Tournament Results

1989-90	Date	Rounds	Scores	Par	Rank	W-L
U.S.-Japan Intercollegiate Friendship	9/19-21/1989	3	70-74-70=214	-2	12nd/94	92-1
Carpet Capital Collegiate	10/20-22/1989	3	69-74-76=219	+3	14th/90	86-3
Southern Intercollegiate Fall Classic	11/11-12/1989	3	71-71-83=225	+9	147th/90	43-46
Golf World-Palmetto Dunes Collegiate	11/22-24/1989	3	80-76-76=232	+16	170th/90	20-69
PING Arizona Intercollegiate	2/5-6/1990	3	73-71-72=216	-E	17th/89	72-16
Taylor Made/Doral Park National	2/23-24/1990	3	72-76-71=219	+3	14th/90	86-3
Florida Southern Imperial Lakes Classic	3/2-4/1990	3	66-75-70=211	-5	12nd/120	118-1
Furman Intercollegiate	3/30-4/1/1990	3	75-69-67=211	-5	2nd/119	117-1
The American at MacGregor Downs	4/6-7/1990	3	73-71-76=220	+4	112th/60	48-11
Atlantic Coast Conference Championship	4/20-22/1990	3	69-71-71=211	-5	2nd/40	38-1
Sheraton Cavalier Classic	5/11-13/1990	3	68-72-76=216	-E	15th/85	80-4
NCAA East Regional	5/24-26/1990	3	70-72-71=213	-3	19th/120	111-8
NCAA Championship	6/6-9/1990	4	74-68-76-70=288	-E	18th/156	148-7
SEASON TOTALS		40	2895 Avg. 72.38	-E		1059-171

1990-91	Date	Rounds	Scores	Par	Rank	W-L
Carpet Capital Collegiate	9/21-23/1990	3	76-78-72=226	+10	140th/90	50-39
PING Golfweek Preview Classic	10/1-2/1990	3	80-73-73=226	+10	140th/90	50-39
Taylor Made Red River Classic	10/15-16/1990	3	69-72-70=211	-5	14th/72	68-3
Southern Intercollegiate Fall Classic	11/10-11/1990	3	74-77-66=217	+1	13rd/75	72-2
Golf World-Palmetto Dunes Collegiate	11/16-18/1990	3	69-70-74=213	-3	19th/90	81-8
PING Arizona Intercollegiate	1/28-29/1991	3	77-71-76=224	+8	128th/95	67-27
Doral Park National Collegiate	2/22-24/1991	3	67-74-77=218	+2	112th/90	78-11
Golf Digest Collegiate	3/15-17/1991	3	71-81-72=224	+8	137th/81	44-36
Furman Intercollegiate	3/29-31/1991	2	70-68=138	-6	1st/121	120-0
PING American Intercollegiate	4/12-13/1991	3	75-69-71=215	-1	2nd/66	64-1
Sheraton Cavalier Classic	4/26-28/1991	3	72-72-69=213	-3	13rd/76	73-2
Atlantic Coast Conference Championship	5/17-18/1991	2	67-70=137	-7	1st/40	39-0
NCAA East Regional	5/23-25/1991	3	73-65-74=212	-2	14th/120	116-3
NCAA Championship	6/5-8/1991	4	76-70-71-69=286	-2	2nd/156	154-1
SEASON TOTALS		41	2960 Avg. 72.20	-E		1076-172

1991-92	Date	Rounds	Scores	Par	Rank	W-L
Carpet Capital Collegiate	9/21-22/1991	3	83-72-69=224	+8	127th/90	63-26
PING Golfweek Preview Classic	10/7-8/1991	3	66-72-70=208	-8	2nd/90	88-1
John Hancock All-American	10/15-16/1991	3	67-72-67=206	-10	1st/24	23-0
LSU National Invitational	11/3-5/1991	3	78-76-75=229	+13	122nd/60	38-21
Golf World-Palmetto Dunes Collegiate	11/15-17/1991	3	70-68-72=210	-6	2nd/90	88-1
Sun Bowl All-American Golf Classic	11/13-15/1991	3	67-72-67=206	-7	1st/24	23-0
Miami National Collegiate	2/28-3/1/1992	3	74-73-72=219	+3	114th/90	76-13
Golf Digest Collegiate	3/13-15/1992	3	72-71-76=219	+3	18th/75	67-7
Furman Intercollegiate	3/27-29/1992	3	76-72-73=221	+5	113th/120	107-12
PING American Airlines Collegiate	4/11-12/1992	3	70-72-74=216	-E	16th/60	54-5
Cavalier Classic	4/24-26/1992	3	68-75-70=213	-3	1st/90	89-0
Atlantic Coast Conference Championship	5/15-17/1992	3	73-66-71=210	-6	13rd/45	42-2
NCAA East Regional	5/21-23/1992	3	76-73-68=217	+1	15th/120	115-4
NCAA Championship	6/3-6/1992	4	68-74-72-75=289	+1	123rd/156	133-22
SEASON TOTALS		40	2881 Avg. 72.03	-E		983-114

1992-93	Date	Rounds	Scores	Par	Rank	W-L
John Hancock All-American	10/1-2/1992	3	72-67-67=206	-7	12nd/24	22-1
Jerry Pate National Intercollegiate	10/25-27/1992	3	80-69-74=223	+7	171th/60	43-16
Golf World-Palmetto Dunes Collegiate	11/13-15/1992	3	71-72-68=211	-5	16th/90	84-5
UNLV Rebel Classic	12/1-2/1992	3	71-70-67=208	-8	1st/75	74-0
American University Collegiate	2/12-14/1993	3	76-71-73=220	+4	17th/75	68-6
PING Arizona Intercollegiate	3/1-2/1993	3	74-68-72=214	-2	13rd/95	92-2
Golf Digest Collegiate	3/12-14/1993	2	72-75=147	+3	13rd/75	72-2
Carpet Capital Collegiate	4/3-4/1993	2	70-72=142	-2	4th/80	76-3
PING American Airlines Collegiate	4/10-11/1993	3	70-70-71=211	-5	2nd/60	58-1
Atlantic Coast Conference Championship	4/16-18/93	3	70-69-67=206	-10	1st/45	44-0
Cavalier Classic	4/23-25/1993	3	73-69-72=214	-2	1st/90	89-0
The Maxwell	5/15-16/1993	3	68-70-70=208	-2	1st/75	74-0
NCAA East Regional	5/19-21/1993	3	67-74-70=211	-5	13rd/120	117-2
NCAA Championship	6/2-5/1993	4	73-71-65-70=279	-9	2nd/156	154-1
SEASON TOTALS		41	2900 Avg. 70.73	-1		1067-39

*Won playoff

ALL-TIME GREATS

J.T. GRIFFIN • WILSON, N.C.

Career Honors and Statistics

GCAA All-American	2007 (HM), 2008 (2nd), 2010 (HM)
All-Atlantic Coast Conference	2008, 2010

Season	Rounds	Lo54	LoRnd	Par/-	Events	Top1	Top5	Top10	W-L	WLPct	Avg
2007-08	20	222	71	4	7	-	-	-	270-328	.452	75.35
2008-09	33	215	69	11	11	-	2	2	573-369	.608	74.00
2009-10	34	205	65	20	12	-	5	6	871-172	.835	71.94
2010-11	35	204	65	22	12	-	3	7	788-114	.874	71.54
Totals	122	204	65	57	42	-	10	15	2502-983	.718	72.94

Career Tournament Results

2007-08	Date	Rounds	Scores	Par	Rank	W-L
Brickyard Collegiate Championships	10/09/2007	3	78-76-72=226	+10	149th/74	25-48
Islworth CF Collegiate	10/23/2007	3	73-74-75=222	+6	140th/90	50-39
Southern Highlands Collegiate	03/09/2008	3	80-80-77=237	+21	67th/79	12-66
United States Collegiate Championship	03/26/2008	3	77-72-74=223	+7	133rd/78	45-32
Administaff ASU Invitational	04/06/2008	2	74-72=146	+2	138th/89	51-37
ACC Championship	04/20/2008	3	77-76-71=224	+8	143rd/55	12-42
NCAA Central Regional	05/17/2008	3	78-77-74=229	+16	165th/140	75-64
SEASON TOTALS	20	1507 Avg. 75.35	+4	-	270-328	

2008-09	Date	Rounds	Scores	Par	Rank	W-L
Carpet Capital Collegiate	09/14/2008	3	79-77-72=228	+12	171st/90	19-70
Ping/Golfweek Preview Invitational	09/30/2008	3	77-71-75=223	+10	138th/75	37-37
Brickyard Collegiate Championship	10/13/2008	3	69-74-72=215	+5	13rd/80	77-2
Islworth-UCF Collegiate	10/28/2008	3	76-73-78=227	+11	135th/90	55-34
UH-Hilo Intercollegiate	02/6/2009	3	76-75-73=224	+8	139th/100	61-38
Puerto Rico Classic	03/01/2009	3	71-72-72=215	-1	121st/74	53-20
Southern Highlands Collegiate	03/15/2009	3	78-76-81=235	+19	171st/80	9-70
United States Collegiate Championship	04/07/2009	3	72-74-70=216	E	14th/78	74-3
ACC Championship	04/19/2009	3	72-74-74=220	+4	127th/55	28-26
NCAA Central Regional	05/16/2009	3	74-72-71=217	+1	111th/75	64-10
NCAA Championship	05/28/2009	3	76-74-72=222	+9	160th/156	96-59
SEASON TOTALS	33	2442 Avg. 74.00	+2	-	573-369	

2009-10	Date	Rounds	Scores	Par	Rank	W-L
Carpet Capital Collegiate	09/13/2009	3	79-69-70=218	+2	120th/60	40-19
Mason Rudolph Intercollegiate	09/29/2009	2	69-68=137	-5	14th/90	86-3
Brickyard Collegiate Championship	10/11/2009	2	69-70=139	-5	12nd/84	82-1
UNCG Bridgestone Collegiate	10/25/2009	3	68-68-72=208	-8	14th/84	80-3
Mauna Lani Invitational	02/05/2010	3	74-71-72=217	+1	110th/120	110-9
Puerto Rico Classic	02/23/2010	3	70-65-70=205	-11	14th/75	71-3
Southern Highlands Collegiate Masters	03/14/2010	3	76-83-75=234	+18	137th/79	42-36
Linger Longer Invitational	03/28/2010	3	76-76-73=225	+9	130th/88	58-29
Wolfpack Intercollegiate	04/10/2010	3	74-75-72=221	+8	122nd/89	67-21
ACC Championship	04/25/2010	3	68-74-76=218	+2	123rd/55	32-22
NCAA Southeast Regional	05/22/2010	3	68-73-68=209	-1	13rd/75	72-2
NCAA Championship (stroke play)	06/03/2010	3	71-72-72=215	-1	125th/156	131-24
NCAA Championship (match play)	06/03/2010	lost to Henrik Norlander (Augusta State), 1-up				
SEASON TOTALS	34	2446 Avg. 71.94	E	-	871-172	

2010-11	Date	Rounds	Scores	Par	Rank	W-L
Carpet Capital Collegiate	9/11-13/2010	3	72-72-70=214	-2	19th/60	51-8
Ping/Golfweek Preview	9/26-28/2010	3	75-70-77=222	+6	113th/75	62-12
Brickyard Collegiate	10/8-10/2010	3	75-69-69=213	-3	18th/84	76-7
United States Collegiate Championship	10/24-26/2010	3	69-76-70=215	-1	17th/78	71-6
Western Refining College All-American	11/22-23/2010	3	71-65-68=204	-9	12nd/31	29-1
Amer Ari Invitational	2/2-4/2011	3	67-74-69=210	-6	114th/114	100-13
Puerto Rico Classic	2/20-22/2011	3	70-72-70=212	-4	18th/75	67-7
Southern Highlands Collegiate Masters	3/11-13/2011	3	71-74-79=224	+8	125th/80	55-24
Yellow Jacket Classic	4/16-17/2011	2	69-72=141	-3	3rd/31	28-2
Atlantic Coast Conference Championship	4/22-24/2011	3	73-70-66=209	-7	13rd/55	52-2
NCAA East Regional	5/19-21/2011	3	74-74-73=221	+5	117th/75	58-16
NCAA Championship (stroke play)	5/31-6/2/2011	3	73-72-74=219	+3	117th/156	139-16
NCAA Championship (match play)	6/3/2011	lost to Patrick Reed (Augusta State), 1-up				
SEASON TOTALS	35	2504 Avg. 71.54	E	-	788-114	

CHESSON HADLEY • RALEIGH, N.C.

Career Honors and Statistics

GCAA All-American	2007 (HM), 2008 (2nd), 2010 (HM)
Golfweek All-American	2008 (1st)
All-Atlantic Coast Conference	2008, 2010
ACC Champion	2010
USA Palmer Cup team	2008

Season	Rounds	Lo54	LoRnd	Par/-	Events	Top1	Top5	Top10	W-L	WLPct	Avg
2006-07	22	205	66	12	7	-	1	3	460-148	.757	72.09
2007-08	32	203	65	21	11	1	2	5	768-119	.866	71.09
2008-09	27	207	66	7	9	-	1	1	410-317	.564	74.15
2009-10	25	206	66	14	9	1	1	2	599-192	.757	72.36
Totals	106	203	65	54	36	2	5	11	2237-776	.742	72.38

Career Tournament Results

2006-07	Date	Rounds	Scores	Par	Rank	W-L
Carpet Capital Collegiate	09/16/2007	3	65-69-74=208	-8	1st/90	89-0
Brickyard Collegiate Championships	10/09/2007	3	70-70-68=208	-8	6th/74	68-5
Islworth CF Collegiate	10/23/2007	3	72-69-71=212	-4	15th/90	85-4
Western Refining All-American Classic	11/20/2007	3	70-66-77=213	E	116th/28	12-15
UH Hilo Invitational	02/08/2008	3	68-66-69=203	-7	19th/96	87-8
Puerto Rico Classic	03/02/2008	3	66-72-74=212	-4	16th/79	73-5
Southern Highlands Collegiate	03/09/2008	3	73-71-74=218	+2	12th/79	67-11
United States Collegiate Championship	03/26/2008	3	75-73-74=222	+6	128th/78	50-27
Administaff ASU Invitational	04/06/2010	2	72-71=143	-1	115th/89	74-14
ACC Championship	04/20/2008	3	72-71-71=214	-2	120th/55	35-19
NCAA Central Regional	05/17/2008	3	72-75-75=222	+9	112th/140	128-11
SEASON TOTALS	32	2275 Avg. 71.09	-1	-	768-119	

2007-08	Date	Rounds	Scores	Par	Rank	W-L
Carpet Capital Collegiate	09/16/2007	3	65-69-74=208	-8	1st/90	89-0
Brickyard Collegiate Championships	10/09/2007	3	70-70-68=208	-8	6th/74	68-5
Islworth CF Collegiate	10/23/2007	3	72-69-71=212	-4	15th/90	85-4
Western Refining All-American Classic	11/20/2007	3	70-66-77=213	E	116th/28	12-15
UH Hilo Invitational	02/08/2008	3	68-66-69=203	-7	19th/96	87-8
Puerto Rico Classic	03/02/2008	3	66-72-74=212	-4	16th/79	73-5
Southern Highlands Collegiate	03/09/2008	3	73-71-74=218	+2	12th/79	67-11
United States Collegiate Championship	03/26/2008	3	75-73-74=222	+6	128th/78	50-27
Administaff ASU Invitational	04/06/2008	2	72-71=143	-1	115th/89	74-14
ACC Championship	04/20/2008	3	72-71-71=214	-2	120th/55	35-19
NCAA Central Regional	05/17/2008	3	72-75-75=222	+9	112th/140	128-11
SEASON TOTALS	32	2275 Avg. 71.09	-1	-	768-119	

2008-09	Date	Rounds	Scores	Par	Rank	W-L
Ping/Golfweek Preview Invitational	09/30/2008	3	74-69-74=217	+4	117th/75	58-16
Brickyard Collegiate Championship	10/13/2008	3	75-80-77=232	+22	169th/80	11-68
Islworth-UCF Collegiate	10/28/2008	3	77-73-88=238	+22	177th/90	13-76
Western Refining College All-American	11/25/2008	3	73-74-69=216	+3	116th/27	11-15
UH-Hilo Intercollegiate	02/6/2009	3	78-75-75=228	+12	156th/100	44-55
United States Collegiate Championship	04/07/2009	3	73-75-72=220	+4	111th/78	67-10
ACC Championship	04/19/2009	3	71-70-66=207	-9	13rd/55	52-2
NCAA Central Regional	05/16/2009	3	75-72-77=224	+8	130th/75	45-29
NCAA Championship	05/28/2009	3	72-72-76=220	+7	147th/156	109-46
SEASON TOTALS	27	2002 Avg. 74.15	+3	-	410-317	

2009-10	Date	Rounds	Scores	Par	Rank	W-L
Mason Rudolph Intercollegiate	09/29/2009	2	70-72=142	E	121st/90	69-20
Brickyard Collegiate Championship	10/11/2009	2	77-71=148	+4	144th/84	40-43
UNCG Bridgestone Collegiate	10/25/2009	3	71-72-69=212	-4	112th/84	72-11
Southern Highlands Collegiate Masters	03/14/2010	3	74-79-78=231	+15	129th/79	50-28
Linger Longer Invitational	03/28/2010	3	75-75-69=219	+3	113th/88	75-12
Wolfpack Intercollegiate	04/10/2010	3	76-76-76=228	+15	159th/89	30-58
ACC Championship	04/25/2010	3	69-66-71=206	-10	1st/55	54-0
NCAA Southeast Regional	05/22/2010	3	73-69-68=210	E	18th/75	67-7
NCAA Championship (stroke play)	06/03/2010	3	72-72-69=213	-3	114th/156	142-13
NCAA Championship (match play)	06/04/2010	lost to Patrick Reed (Augusta State), 2-up				
SEASON TOTALS	25	1809 Avg. 72.36	+1	-	599-192	

ALL-TIME GREATS

PAUL HALEY • DALLAS, TEXAS

Career Honors and Statistics

GCAA All-American	2010 (HM)
All-Atlantic Coast Conference	2011
ACC Champion	2011

Season	Rounds	Lo54	LoRnd	Par/-	Events	Top1	Top5	Top10	W-L	WLPct	Avg
2007-08	20	215	69	6	7	-	-	1	328-320	.506	75.10
2009-10	31	210	68	10	11	-	1	2	590-370	.615	73.71
2010-11	35	206	68	16	12	2	2	5	601-301	.666	72.97
Totals	86	206	68	32	30	2	3	8	1519-991	.605	73.73

Career Tournament Results

2007-08	Date	Rounds	Scores	Par	Rank	W-L
Carpet Capital Collegiate	09/16/2007	3	77-73-70=220	+4	123rd/90	67-22
Brickyard Collegiate Championships	10/09/2007	3	72-71-79=222	+6	139th/74	35-38
Isleworth CF Collegiate	10/23/2007	3	75-74-78=227	+11	166th/90	24-65
UH Hilo Invitational	02/08/2008	3	72-69-74=215	+5	153rd/96	43-52
Puerto Rico Classic	03/02/2008	3	80-72-89=241	+25	178th/79	1-77
United States Collegiate Championship	03/26/2008	3	73-83-76=232	+16	61st/78	17-60
Yale Men's Spring Open	04/06/2008	2	69-76=145	+5	17th/148	141-6
SEASON TOTALS	20	1502 Avg. 75.10	+4	-	328-320	

2009-10	Date	Rounds	Scores	Par	Rank	W-L
Carpet Capital Collegiate	09/13/2009	3	72-73-71=216	E	114th/60	46-13
Mason Rudolph Intercollegiate	09/29/2009	2	73-72=145	+3	140th/90	50-39
Brickyard Collegiate Championship	10/11/2009	2	77-76=153	+9	164th/84	20-63
Mauna Lani Invitational	02/05/2010	3	79-78-77=234	+18	185th/120	35-84
Puerto Rico Classic	02/23/2010	3	70-74-76=220	+4	147th/75	28-46
Southern Highlands Collegiate Masters	03/14/2010	3	75-81-80=236	+20	143rd/79	36-42
Linger Longer Invitational	03/28/2010	3	77-73-71=221	+5	119th/88	69-18
Wolfpack Intercollegiate	04/10/2010	3	72-73-74=219	+6	115th/89	74-14
ACC Championship	04/25/2010	3	71-69-70=210	-6	14th/55	51-3
NCAA Southeast Regional	05/22/2010	3	75-76-68=219	+9	141st/75	34-40
NCAA Championship (stroke play)	06/03/2010	3	70-69-73=212	-4	19th/156	147-8
NCAA Championship (match play)	06/04/2010	lost to Carter Newman (Augusta State), 1-up				
SEASON TOTALS	31	2285 Avg. 73.71	+2	-	590-370	

2010-11	Date	Rounds	Scores	Par	Rank	W-L
Carpet Capital Collegiate	9/11-13/2010	3	70-68-75=213	-3	17th/60	53-6
Ping/Golfweek Preview	9/26-28/2010	3	75-73-73=221	+5	110th/75	65-9
Brickyard Collegiate	10/8-10/2010	3	78-77-76=231	+15	168th/84	16-67
United States Collegiate Championship	10/24-26/2010	3	71-69-75=215	-1	17th/78	71-6
Western Refining College All-American	11/22-23/2010	3	72-73-70=215	+2	123rd/31	8-22
Amer Ari Invitational	2/2-4/2011	3	72-70-75=217	+1	151st/114	63-50
Puerto Rico Classic	2/20-22/2011	3	71-74-72=217	+1	123rd/75	52-22
Southern Highlands Collegiate Masters	3/11-13/2011	3	77-75-80=232	+16	160th/80	20-59
Yellow Jacket Classic	4/16-17/2011	2	71-68=139	-5	1st/31	30-0
Atlantic Coast Conference Championship	4/22-24/2011	3	68-68-70=206	-10	1st/55	54-0
NCAA East Regional	5/19-21/2011	3	76-76-76=228	+12	142nd/75	33-41
NCAA Championship (stroke play)	5/31-6/2/2011	3	71-72-77=220	+4	120th/156	136-19
NCAA Championship (match play)	6/3/2011	lost to Carter Newman (Augusta State), 2-up				
SEASON TOTALS	35	2554 Avg. 72.97	+1	-	601-301	

BUNKY HENRY • POMPANO BEACH, FLA.

Career Honors and Statistics

GCAA All-American	1967 (1st)
NCAA Championship runner-up	1967
Georgia Tech Hall of Fame	1984
Georgia Golf Hall of Fame	2008
Southern Amateur champion	1962
Georgia Amateur champion	1964
Canadian Amateur champion	1965
PGA Tour career	1968-81
U.S. Open	1966, 1967, 1969 (9th), 1970, 1972
Masters Tournament	1969, 1970
PGA Championship	1969 (T11)
PGA Champions Tour career	1994-2001

Year	Rounds	Strokes	Low	High	Avg	Record*
1964-65	14	1019	69	82	72.79	8-4-0
1965-66	records not available					
1966-67	23	1674	70	82	72.78	10-3-2

*dual-match record

George Walter Henry, Jr., began his athletic career as a football player, first in his hometown of Valdosta, Georgia, and then at Georgia Tech, in Atlanta, where he earned three Yellow Jackets letters, starting in 1964. On the football field, everybody knew Henry as "Bunky," a childhood nickname bestowed on him by his grandmother.

He was also "Bunky" on the golf course, and it turned out that's where he would make a name for himself first as a college golfer and noted amateur and then as a professional, capturing one PGA TOUR title along the way.

The two-sport athlete died August 17, 2018 from complications during heart surgery. He was 74.

Born February 8, 1944 in Valdosta, Henry made 73 of 75 extra-point attempts during his Georgia Tech career, including 50 consecutively, which, at the time, was an NCAA record. He led the Yellow Jackets in scoring in 1965, with 27 PATs and five field goals.

Once comparing his play on the field vs. what he faced on the fairway, Henry said, "On a golf course, the pressure lasts four hours. It's only 10 seconds for someone kicking a football."

Henry apparently enjoyed pressure, having qualified for the 1965 Western Open as an amateur and receiving an invite to the 1966 Masters Tournament. Henry won the 1965 Canadian Amateur, the 1966 and 1967 Peach Blossoms in Macon, Georgia, as well as the Southern Amateur (1962) and Georgia Amateur (1964). (He qualified for two NCAA championships and was the runner-up to Hale Irwin in 1967.)

After graduating from Georgia Tech in 1967, with first-team All-American golf honors and a degree in industrial management in hand, Henry put all his emphasis on golf, adding appearances in the 1966 and 1967 U.S. Opens to his amateur resume. He made his TOUR debut as a professional in Lafayette, Louisiana, at the 1967 Cajun Classic, tying for 47th. That was one of the 118 made cuts he enjoyed during his career. Eighteen months after that entrance to the professional ranks, Henry was a TOUR winner, capturing his lone title in Miami, the 1969 National Airlines Open.

Henry's final full-time TOUR season came in 1981, when he played in 15 events. He made 21 additional TOUR appearances between 1986 and 1998.

In February 1994, Henry turned 50 and began playing PGA TOUR Champions golf. After Monday qualifying into three events, in 1994 and 1995, he earned his 1996 playing privileges by tying for fourth at the Qualifying Tournament the previous December.

In 63 career PGA TOUR Champions tournaments, Henry had three top-10s, his best performance a third-place showing at the Boone Valley Classic outside St. Louis. However, that was a bittersweet and disappointing end as Henry entered the final round holding a two-shot lead before a Sunday, 2-over 73 ended his chances. His final PGA TOUR Champions appearance came in 2001, at the Mexico Senior Classic.

Henry was a member of the Georgia Tech Hall of Fame for both his football and golf exploits, inducted in 1985. He was also a member of the Lowndes (Georgia) County Sports Hall of Fame. Since 2002, Henry had served as a golf instructor at Reynolds Plantation Golf Academy in Macon.

ALL-TIME GREATS

JIMMY JOHNSTON • KNOXVILLE, TENN.

Career Honors and Statistics

GCAA All-American	1992 (2nd)
All-Atlantic Coast Conference	1992
NCAA East Regional Champion	1992

Season	Rounds	Lo54	LoRnd	Par/-	Events	Top1	Top5	Top10	W-L	WLPct	Avg
1990-91	38	212	69	12	13	-	1	5	819-349	.701	74.03
1991-92	37	209	67	20	12	1	5	6	941-133	.876	72.41
Totals	75	209	67	32	25	1	6	11	1760-482	.785	73.23

Career Tournament Results

1990-91	Date	Rounds	Scores	Par	Rank	W-L
Carpet Capital Collegiate	9/21-23/1990	3	74-75-78=227	+11	144th/90	46-43
PING Golfweek Preview Classic	10/1-2/1990	3	76-71-70=217	+1	15th/90	85-4
Taylor Made Red River Classic	10/15-16/1990	3	79-82-75=236	+20	170th/72	2-69
Southern Intercollegiate Fall Classic	11/10-11/1990	3	72-74-72=218	+2	16th/75	69-5
Golf World-Palmetto Dunes Collegiate	11/16-18/1990	3	71-72-69=212	-4	17th/90	83-6
PING Arizona Intercollegiate	1/28-29/1991	3	71-73-80=224	+8	128th/95	67-27
Doral Park National Collegiate	2/22-24/1991	3	79-74-73=226	+10	148th/90	42-47
Furman Intercollegiate	3/29-31/1991	2	78-76=154	+10	161st/121	60-60
PING American Intercollegiate	4/12-13/1991	3	77-74-74=225	+9	121st/66	45-20
Sheraton Cavalier Classic	4/26-28/1991	3	74-70-72=216	E	18th/76	68-7
Atlantic Coast Conference Championship	5/17-18/1991	2	73-69=142	-2	16th/40	34-5
NCAA East Regional	5/23-25/1991	3	72-73-71=216	+6	113th/120	107-12
NCAA Championship	6/5-8/1991	4	73-75-81-71=300	+12	145th/156	111-44
SEASON TOTALS		38	2813 Avg. 74.03	+2		819-349

1991-92	Date	Rounds	Scores	Par	Rank	W-L
Carpet Capital Collegiate	9/21-22/1991	3	71-75-72=218	+2	15th/90	85-4
PING Golfweek Preview Classic	10/7-8/1991	3	73-69-72=214	-2	11th/90	79-10
LSU National Invitational	11/3-5/1991	3	81-78-73=232	+16	128th/60	32-27
Golf World-Palmetto Dunes Collegiate	11/15-17/1991	3	72-73-74=219	+3	113th/90	77-12
Miami National Collegiate	2/28-3/1/1992	3	73-68-70=211	-5	2nd/90	88-1
Golf Digest Collegiate	3/13-15/1992	3	74-75-72=221	+5	113th/75	62-12
Furman Intercollegiate	3/27-29/1992	3	76-79-71=226	+10	135th/120	85-34
PING American Airlines Collegiate	4/11-12/1992	3	69-74-73=216	E	16th/60	54-5
Cavalier Classic	4/24-26/1992	3	74-71-69=214	-2	3rd/90	87-2
Atlantic Coast Conference Championship	5/15-17/1992	3	67-72-70=209	-7	2nd/45	43-1
NCAA East Regional	5/21-23/1992	3	72-67-70=209	-7	1st/120	119-0
NCAA Championship	6/3-6/1992	4	73-76-70-71=290	+2	126th/156	130-25
SEASON TOTALS		37	2679 Avg. 72.41	E		941-133

MATT KUCHAR • LAKE MARY, FLA.

Career Honors and Statistics

U.S. Amateur Champion	1997
First-team All-American	1997 (3rd), 1998 (1st), 2000 (1st)
Fred Haskins Player of the Year	1998
Dave Williams Award	2000
All-Atlantic Coast Conference	1997, 1998, 1999, 2000
ACC Player of the Year	1998
ACC Rookie of the Year	1997
NCAA East Regional Champion	1998
Walker Cup	1999
Palmer Cup	1998, 1999
World Amateur Team	1998
ACC Academic Honor Roll	1997, 2000
Georgia Tech Hall of Fame	2010

Season	Rounds	Lo54	LoRnd	Par/-	Events	Top1	Top5	Top10	W-L	WLPct	Avg
1996-97	40	206	67	22	14	2	3	6	917-168	.845	72.50
1997-98	35	202	64	24	12	2	7	9	1028-114	.900	70.80
1998-99	29	159	69	10	10	1	2	2	605-315	.658	73.69
1999-00	34	207	67	25	11	2	4	8	862-76	.919	70.65
Totals	138	159	64	81	47	7	16	25	3412-673	.835	71.86

Career Tournament Results

1996-97	Date	Rounds	Scores	Par	Rank	W-L
William H. Tucker Invitational	9/12-14/1996	3	72-74-69=215	-1	120th/108	88-19
Keswick Club Cavalier Classic	9/21-22/1996	3	75-75-73=223	+7	140th/78	38-39
Tennessee Tournament of Champions	10/1-3/1996	3	70-67-69=206	-10	1st/75	74-0
Taylor Made Red River Classic	10/14-15/1996	3	72-68-72=212	-4	119th/90	71-18
Duke Golf Classic	10/20-21/1996	3	75-74-76=225	+9	118th/81	63-17
C.C. of Louisiana Intercollegiate	10/28-29/1996	3	71-72-72=220	+4	119th/60	41-18
PING Arizona Intercollegiate	2/2-3/1997	3	72-72-72=216	E	19th/83	74-8
Puerto Rico Classic	6/20/2014	3	76-74-69=219	+3	115th/70	55-14
Furman Intercollegiate	3/28-30/97	3	69-70-70=209	-7	1st/150	149-0
Carpet Capital Collegiate	4/4-6/1997	3	72-75-72=219	+3	110th/88	78-9
Atlantic Coast Conference Championship	4/18-20/1997	3	76-70-70=216	E	2nd/45	43-1
Liberty University Golf Classic	5/8-9/1997	2	76-75=151	+7	121st/50	29-20
NCAA East Regional	5/15-17/1997	3	68-74-74=216	+6	16th/120	114-5
SEASON TOTALS		40	2900 Avg. 72.50	+1		917-168

1997-98	Date	Rounds	Scores	Par	Rank	W-L
William H. Tucker Invitational	9/19-20/1997	2	69-71=140	-4	15th/120	115-4
Tennessee Tournament of Champions	9/29-30/1997	3	69-74-75=218	+2	121st/81	60-20
Duke Golf Classic	10/19-20/1997	2	80-73=153	+9	138th/80	42-37
C.C. of Louisiana Intercollegiate	10/27-28/1997	3	72-74-72=218	+2	18th/68	60-7
Nelson Stanford Invitational	11/7-9/1997	3	71-70-70=211	-2	12nd/90	88-1
PING Arizona Intercollegiate	2/2-3/1998	3	74-66-72=212	-1	15th/104	99-4
Taylor Made Waikoloa Intercollegiate	2/13-15/1998	3	74-75-70=219	+3	131st/125	94-30
Puerto Rico Classic	2/23-24/1998	3	68-70-70=208	-8	1st/75	74-0
Carpet Capital Collegiate	4/3-5/1998	3	68-73-73=214	-2	14th/90	86-3
Atlantic Coast Conference Championship	4/17-19/1998	3	70-71-66=207	-9	3rd/45	42-2
NCAA East Regional	5/14-16/1998	3	64-69-69=202	-14	1st/120	119-0
NCAA Championship	5/27-30/1998	4	69-67-70-70=276	-12	17th/156	149-6
SEASON TOTALS		35	2478 Avg. 70.80	-1		1028-114

1998-99	Date	Rounds	Scores	Par	Rank	W-L
Ridges Invitational	9/12-13/98	3	71-75-69=215	-1	114th/75	61-13
PING/Golfweek Preview Invitational	9/28-29/98	3	78-73-75=226	+10	126th/75	49-25
Golf World/Palmetto Dunes Invitational	11/6-8/98	3	75-75-76=226	+10	154th/90	36-53
Waikoloa Intercollegiate	2/11-13/99	3	71-74-76=221	+7	11st/115	114-0
Puerto Rico Challenge	2/21-23/99	3	69-71-74=214	-2	120th/90	70-19
Golf Digest Intercollegiate	3/12-14/99	3	75-76-75=226	+10	147th/75	28-46
Carpet Capital Collegiate	4/2-3/1999	3	72-70-79=221	+5	129th/90	61-28
Atlantic Coast Conference Championship	4/16-18/1999	3	75-74-71=220	+4	112th/45	33-11
NCAA East Regional	5/20-22/1999	3	70-69-70=209	-4	2nd/119	117-1
SEASON TOTALS		29	2137 Avg. 73.69	+2		605-315

1999-2000	Date	Rounds	Scores	Par	Rank	W-L
PING/Golfweek Preview Invitational	9/19-21/99	3	72-73-71=216	E	114th/90	76-13
Carpet Capital Collegiate	10/1-3/99	3	69-72-72=213	-3	18th/75	67-7
Golf World/Palmetto Dunes Invitational	11/5-7/99	3	69-69-69=207	-9	17th/89	82-6
Sun Bowl All-American Golf Classic	11/22-23/99	3	69-67-72=208	-8	1st/24	23-0
Waikoloa Intercollegiate	2/17-19/00	3	68-69-71=208	-6	11st/120	119-0
San Juan Shootout	2/27-29/00	3	73-68-71=212	-4	14th/74	70-3
Las Vegas Intercollegiate	3/10-12/00	3	70-74-67=211	-5	17th/75	68-6
U.S. Collegiate Championship	4/7-9/00	3	73-71-67=211	-5	17th/60	53-6
Atlantic Coast Conference Championship	6/6/2000	3	71-73-69=213	-3	14th/45	41-3
NCAA East Regional	5/18-20/00	3	74-73-73=220	+7	114th/141	127-13
NCAA Championship	5/31-6/3/00	4	67-70-72-74=283	-5	120th/156	136-19
SEASON TOTALS		34	2402 Avg. 70.65	-1		862-76

ALL-TIME GREATS

KEVIN LARSEN • SANTA BARBARA, CALIF.

Career Honors and Statistics

GCAA All-American	2006 (3rd)
GCAA All-America Scholar	2006, 2007
All-Atlantic Coast Conference	2006
Academic All-ACC	2006, 2007

Season	Rounds	Lo54	LoRnd	Par/-	Events	Top1	Top5	Top10	W-L	WLPct	Avg
2003-04	36	208	67	12	12	-	-	1	533-510	.511	74.19
2004-05	28	212	69	6	9	-	-	1	436-428	.505	74.79
2005-06	36	205	66	18	12	-	3	5	727-206	.779	72.36
2006-07	34	212	67	13	11	-	-	-	405-452	.473	73.53
Totals	134	205	66	49	44	-	3	7	2101-1596	.568	73.66

Career Tournament Results

2003-04	Date	Rounds	Scores	Par	Rank	W-L
PING/Golfweek Preview Invitational	09/23/2003	2	77-71=148	+8	138th/75	37-37
Carpet Capital Collegiate	10/05/2003	3	73-70-72=215	-1	112th/89	77-11
Jerry Pate National Intercollegiate	10/14/2003	3	68-73-67=208	-5	117th/60	43-16
Gary Koch/Cleveland Golf Intercollegiate	10/21/2003	3	67-70-76=213	-3	19th/78	69-8
TaylorMade/Waikoloa Intercollegiate	02/13/2004	3	70-73-69=212	-4	114th/105	91-13
Puerto Rico Classic	02/24/2004	3	71-74-74=219	+3	124th/88	64-23
Southern Highlands Collegiate	03/14/2004	3	74-79-80=233	+17	70th/77	7-69
Western Intercollegiate	03/23/2004	3	77-78-78=233	+23	174th/78	4-73
Atlanta Intercollegiate	03/30/2004	3	76-76-71=223	+7	40th/64	24-39
ACC Men's Golf Championships	04/18/2004	3	75-78-72=225	+9	37th/44	7-36
NCAA East Regional	05/22/2004	3	80-80-74=234	+24	111th/141	30-110
NCAA Championship	06/04/2004	4	82-69-78-79=308	+28	176th/156	80-75
SEASON TOTALS		36	2671 Avg. 74.19	+3		533-510

2004-05	Date	Rounds	Scores	Par	Rank	W-L
Carpet Capital Collegiate	11/17/2004	3	76-74-70=220	+4	16th/88	82-5
TaylorMade/Waikoloa Intercollegiate	02/12/2005	3	69-71-72=212	-4	154th/109	55-53
Puerto Rico Classic	03/01/2005	3	71-75-77=223	+7	143rd/90	47-42
Southern Highlands Collegiate Champs	03/13/2005	3	79-71-74=224	+8	135th/80	45-34
Oregon Duck Invitational	03/22/2005	3	74-77-75=226	+10	155th/90	35-54
Hoodlows at Bulls Bay Intercollegiate	03/29/2005	3	82-81-76=239	+23	171st/75	4-70
ACC Championship	04/17/2005	3	78-73-75=226	+10	124th/50	26-23
NCAA East Regional	05/21/2005	3	72-75-75=222	+9	182nd/141	59-81
NCAA Championship	06/04/2005	4	77-74-74-77=302	+22	167th/150	83-66
SEASON TOTALS		28	2094 Avg. 74.79	+3		436-428

2005-06	Date	Rounds	Scores	Par	Rank	W-L
PING/Golfweek Preview Invitational	09/28/2005	3	71-71-71=213	-3	19th/75	66-8
Jerry Pate National Intercollegiate	10/11/2005	3	67-72-69=208	-5	17th/60	53-6
Islsworth-UCF Collegiate Invitational	10/25/2005	3	71-73-74=218	+2	13rd/90	87-2
Carpet Capital Collegiate	11/06/2005	3	73-66-72=211	-5	5th/90	85-4
UH Hilo Intercollegiate	02/10/2006	3	67-70-68=205	-8	4th/105	101-3
Puerto Rico Classic	02/28/2006	3	73-76-76=225	+9	159th/90	31-58
Southern Highlands Collegiate	03/12/2006	3	72-78-81=231	+15	136th/79	43-35
Morris Williams Intercollegiate	04/04/2006	3	73-74-74=221	+5	136th/91	55-35
The United States Intercollegiate	04/11/2006	3	72-72-74=224	+8	131st/69	38-30
ACC Men's Championship	04/23/2006	3	73-67-72=212	-4	112th/54	42-11
NCAA Central Regional	05/20/2006	3	69-78-70=217	+4	115th/141	126-14
NCAA Championship	06/03/2006	4	76-71-73-0=220	+4	10th/156	0-0
SEASON TOTALS		36	2605 Avg. 72.36	+1		727-206

*through 54 holes (Tech missed cut)

2006-07	Date	Rounds	Scores	Par	Rank	W-L
Carpet Capital Collegiate	09/17/2006	3	69-72-78=219	+3	144th/90	46-43
Olympia Fields/Fighting Illini Invit	09/25/2006	3	71-75-75=221	+5	120th/60	40-19
PING/Golfweek Preview Invitational	10/04/2006	3	75-76-67=218	+8	144th/75	31-43
Western Refining College All-America	11/21/2006	3	72-69-71=212	-1	117th/28	11-16
UH Hilo Intercollegiate	02/09/2007	3	71-69-73=213	+3	159th/94	35-58
Puerto Rico Classic	02/27/2007	3	75-75-71=221	+5	139th/90	51-38
Southern Highlands Collegiate	03/11/2007	3	71-84-78=233	+17	163rd/79	16-62
United States Collegiate Championship	04/11/2007	3	72-77-77=226	+10	124th/76	52-23
ACC Championship	04/22/2007	3	74-72-72=218	+2	119th/54	35-18
NCAA East Regional	05/19/2007	3	74-76-76=226	+10	166th/141	75-65
NCAA Championship	06/02/2007	4	75-70-74-74=293	+13	168th/81	13-67
SEASON TOTALS		34	2500 Avg. 73.53	+2		405-452

TROY MATTESON • AUSTIN, TEXAS

Career Honors and Statistics

NCAA Champion	2002
GCAA All-American	2001 (3rd), 2002 (1st), 2003 (1st)
All-Atlantic Coast Conference	2001, 2002, 2003
Arnold Palmer Award	2002
Byron Nelson Award	2003
GCAA All-America Scholar	2002, 2003
ACC Academic Honor Roll	1999, 2000, 2001
Georgia Tech Hall of Fame	2013

Season	Rounds	Lo54	LoRnd	Par/-	Events	Top1	Top5	Top10	W-L	WLPct	Avg
1999-00	33	209	64	14	11	-	1	1	713-291	.710	72.70
2000-01	33	210	64	15	11	-	1	2	739-236	.758	72.45
2001-02	37	205	65	21	12	4	6	7	852-168	.835	71.41
2002-03	36	201	64	21	12	2	4	6	983-138	.877	71.22
Totals	139	201	64	71	46	6	12	16	3287-833	.798	71.91

Career Tournament Results

1999-2000	Date	Rounds	Scores	Par	Rank	W-L
PING/Golfweek Preview Invitational	9/19-21/99	3	72-75-73=220	+4	126th/90	64-25
Carpet Capital Collegiate	10/1-3/99	3	70-76-70=216	E	117th/75	58-16
Iron Duke Golf Classic	10/17-18/99	2	74-75=149	+5	115th/90	75-14
Golf World/Palmetto Dunes Invitational	11/5-7/99	3	76-68-75=219	+3	155th/89	34-54
Waikoloa Intercollegiate	2/17-19/00	3	74-71-77=222	+8	139th/120	81-38
San Juan Shootout	2/27-29/00	3	75-71-74=220	+4	129th/74	45-28
Las Vegas Intercollegiate	3/10-12/00	3	67-72-74=213	-3	117th/75	58-16
U.S. Collegiate Championship	4/7-9/00	3	75-64-70=209	-7	15th/60	55-4
Atlantic Coast Conference Championship	6/6/2000	3	72-73-73=218	+2	13th/45	32-12
NCAA East Regional	5/18-20/00	3	81-75-72=228	+15	156th/141	85-55
NCAA Championship	5/31-6/3/00	4	73-71-72-69=285	-3	130th/156	126-29
SEASON TOTALS		33	2399 Avg. 72.70	+1		713-291

2000-01	Date	Rounds	Scores	Par	Rank	W-L
Carpet Capital Collegiate	10/6/00	3	77-69-78=224	+8	131st/80	49-30
Jerry Pate Intercollegiate	10/16-17/00	3	76-64-72=212	-1	115th/60	45-14
Golf World Invitational	11/3-5/00	3	70-68-75=213	-3	128th/90	62-27
TaylorMade/Waikoloa Intercollegiate	2/15-17/01	3	75-78-72=225	+9	113th/120	107-12
Puerto Rico Classic	2/25-27/01	3	75-71-73=219	+3	115th/75	60-14
Las Vegas Intercollegiate	3/9-11/01	3	72-72-66=210	-6	2nd/75	73-1
Morris Williams Intercollegiate	3/26/01	2	75-75=150	+6	137th/84	47-36
Ford U.S. Collegiate Championships	4/4-6/01	3	74-72-73=219	+3	120th/60	40-19
Atlantic Coast Conference Championship	4/20-22/01	3	70-74-71=215	-1	110th/45	35-9
NCAA East Regional	5/17-19/01	3	73-69-73=215	-1	149th/141	92-48
NCAA Championship	5/30-6/2/01	4	74-76-69-70=289	+1	127th/156	129-26
SEASON TOTALS		33	2391 Avg. 72.45	+1		739-236

2001-02	Date	Rounds	Scores	Par	Rank	W-L
PING/Golfweek Preview Invitational	09/30/2001	3	75-72-72=219	+6	119th/75	56-18
Carpet Capital Collegiate	10/07/2001	3	68-69-76=213	-3	13rd/75	72-2
Jerry Pate National Intercollegiate	10/16/2001	3	70-69-74=213	E	17th/60	53-6
Long Cove Invitational	11/11/2001	3	76-68-67=211	-2	12nd/75	73-1
Savane College All-American Classic	11/20/2001	3	70-75-70=215	+2	117th/63	46-16
TaylorMade/Waikoloa Intercollegiate	02/15/2002	3	67-70-73=210	-6	1st/120	119-0
Puerto Rico Classic	02/26/2002	3	69-65-71=205	-11	1st/75	74-0
Callaway Golf Las Vegas Collegiate	03/10/2002	3	70-69-69=208	-8	1st/84	83-0
PING/US Collegiate Championships	04/07/2002	3	74-75-78=227	+11	145th/63	18-44
ACC Championship	04/21/2002	3	69-77-72=218	+2	123rd/45	22-22
NCAA East Regional	05/18/2002	3	73-76-78=227	+11	160th/141	81-59
NCAA Championships	06/01/2002	4	73-66-70-67=276	-8	1st/156	155-0
SEASON TOTALS		37	2642 Avg. 71.41	E		852-168

2002-03	Date	Rounds	Scores	Par	Rank	W-L
Carpet Capital Collegiate	09/29/2002	3	72-64-69=205	-11	11st/89	88-0
PING/Golfweek Preview	10/08/2002	3	73-76-72=221	+5	110th/75	65-9
Jerry Pate National Intercollegiate	10/14/2002	2	71-69=140	-2	112th/60	48-11
Nelson Invitational	10/27/2002	3	71-72-73=216	+3	123rd/94	71-22
TaylorMade/Waikoloa Intercollegiate	02/14/2003	3	73-69-69=211	-3	111th/125	114-10
Puerto Rico Classic	02/25/2003	3	73-71-70=214	-2	13rd/90	87-2
Toyota Collegiate Championship	03/09/2003	3	71-73-72=216	E	122nd/78	56-21
Morris Williams Intercollegiate	03/18/2003	3	73-74-68=215	-1	117th/90	73-16
Cleveland Golf/Augusta State Invit	04/06/2003	3	71-68-68=207	-9	18th/90	82-7
ACC Championship	04/20/2003	3	74-67-73=214	-2	13rd/45	42-2
NCAA East Regional	05/17/2003	3	68-67-66=201	-15	1st/141	140-0
NCAA Championship	05/30/2003	4	78-74-77-75=304	+16	139th/156	117-38
SEASON TOTALS		36	2564 Avg. 71.22	-1		983-138

ALL-TIME GREATS

BILL McDONALD • DALTON, GA.

Career Honors and Statistics

GCAA All-American	1985 (HM), 1988 (HM)
All-Atlantic Coast Conference	1985
Georgia Tech Hall of Fame	1995

Season	Rounds	Lo54	LoRnd	Par/-	Events	Top1	Top5	Top10	W-L	WLPct	Avg
1984-85	37	208	67	13	12	3	4	6	865-122	.876	73.16
1985-86	32	146	68	9	11	1	2	3	702-396	.639	74.75
1986-87	17	215	68	6	6	-	-	2	497-140	.780	73.59
1987-88	36	213	68	16	12	-	1	2	813-127	.865	73.61
Totals	122	146	67	44	41	4	7	13	2877-785	.786	73.77

Career Tournament Results

1984-85	Date	Rounds	Scores	Par	Rank	W-L
McGregor Invitational	10/5-7/1984	3	76-75-76=227	+11	0th/120	0-0
John Ryan Memorial	10/18-20/1984	3	67-69-72=208	-5	1st/120	119-0
Dixie Intercollegiate	11/2-4/1984	3	77-72-70=219	+3	110th/140	130-9
Gator Bowl Invitational	12/17-19/1984	3	74-72-75=221	+7	1st/80	79-0
Tampa Winter Collegiate Invitational	1/26-28/1985	3	80-71-74=225	+9	16th/123	107-15
Florida Southern/ImperialLakes Classic	3/1-3/1985	3	73-73-78=224	+8	0th/105	0-0
Iron Duke Classic	3/29-31/1985	3	73-68-71=212	-1	1st/120	119-0
Furman Intercollegiate	4/4-6/1985	3	71-60-76=227	+11	0th/122	0-0
Atlantic Coast Conference Championship	4/19-21/1985	3	68-69-73=210	-6	3rd/40	37-2
Chris Schenkel Intercollegiate	4/26-28/1985	3	76-69-73=218	+2	136th/90	54-35
Southern Intercollegiate Championship	5/2-4/1985	3	76-68-71=215	-1	9th/100	91-8
NCAA Championship	5/22-25/1985	4	74-76-76-75=301	+13	154th/183	129-53
SEASON TOTALS		37	2707 Avg. 73.16	+1		865-122

1985-86	Date	Rounds	Scores	Par	Rank	W-L
Honda Fall Collegiate	9/5-7/1985	3	72-78-74=224	+8	0th/90	0-0
Grandfather Mountain Invitational	9/27-29/1985	3	83-78-81=242	+26	170th/96	26-69
John Ryan Memorial	10/11-12/1985	2	80-75=155	+13	190th/161	71-89
Miami/Doral Park National Collegiate	2/7-9/86	3	74-74-80=228	+12	122nd/90	68-21
ImperialLakes Classic	2/28-3/1/1986	3	72-74-74=220	+4	124th/105	81-23
Iron Duke Classic	3/28-30/1986	3	69-68-71=208	-5	1st/120	119-0
Furman Intercollegiate	4/3-5/1986	3	77-68-77=222	+6	129th/115	86-28
Atlantic Coast Conference Championship	4/18-20/1986	3	73-72-71=216	-E	16th/40	34-5
Chris Schenkel Intercollegiate	4/25-27/1986	3	75-73-73=221	+5	152nd/90	38-51
NCAA Championship	5/28-31/1986	4	80-79-75-76=310	+22	1109th/183	74-108
SEASON TOTALS		32	2392 Avg. 74.75	+3		702-396

1986-87	Date	Rounds	Scores	Par	Rank	W-L
John Ryan Memorial	10/1986	2	72-78=150	+8	121st/144	123-20
Furman Intercollegiate	4/2-4/1987	2	72-76=148	+4	18th/114	106-7
Atlantic Coast Conference Championship	4/17-19/1987	3	72-70-74=216	-E	16th/40	34-5
Chris Schenkel Intercollegiate	4/24-26/1987	3	73-71-71=215	-1	112th/90	78-11
Oak Tree Intercollegiate	5/29-30/1987	3	75-68-76=219	+9	140th/72	32-39
NCAA Championship	6/10-13/1987	4	75-76-75-77=303	+15	159th/183	124-58
SEASON TOTALS		17	1251 Avg. 73.59	+2		497-140

1987-88	Date	Rounds	Scores	Par	Rank	W-L
Gulford Invitational	9/21-22/1987	2	75-73=148	+4	110th/90	80-9
Southwestern Intercollegiate	10/5-7/1987	3	76-76-77=229	+13	0th/120	0-0
Southern Intercollegiate Fall Classic	11/7-8/1987	3	78-70-72=220	+4	114th/45	31-13
Golf World/Palmetto Dunes Collegiate	11/1987	3	71-77-72=220	+4	0th/85	0-0
Bill Bell Memorial Classic	1/25-26/1988	3	76-71-74=221	+5	113th/83	70-12
Miami/Doral Park National Collegiate	2/5-7/1988	3	69-77-78=224	+8	116th/90	74-15
Florida Southern ImperialLakes Classic	3/4-6/1988	3	72-71-70=213	-3	113th/105	92-12
Iron Duke Classic	3/25-27/1988	3	71-77-78=226	+10	120th/120	100-19
Furman Intercollegiate	3/31-4/2/1988	3	77-71-72=220	+4	113th/104	91-12
Atlantic Coast Conference Championship	4/15-17/1988	3	73-77-75=225	+15	113th/40	27-12
Chris Schenkel Invitational	4/22-24/1988	3	74-71-72=217	+1	123rd/90	67-22
NCAA Championship	5/25-28/1988	4	77-68-69-73=287	+3	12nd/183	181-1
SEASON TOTALS		36	2650 Avg. 73.61	+2		813-127

BOB McDONNELL • ORMOND BEACH, FLA.

Career Honors and Statistics

GCAA All-American	1985 (3rd)
All-Atlantic Coast Conference	1985
ACC Champion	1985
ACC Academic Honor Roll	1984
Georgia Tech Hall of Fame	1993

Season	Rounds	Lo54	LoRnd	Par/-	Events	Top1	Top5	Top10	W-L	WLPct	Avg
1982-83	18	221	68	5	6	-	1	2	442-126	.778	74.11
1983-84	30	206	67	8	10	-	2	3	390-190	.672	74.37
1984-85	40	205	67	16	13	2	2	3	843-153	.846	73.23
1985-86	32	145	70	13	11	1	2	3	851-217	.797	73.50
Totals	120	145	67	42	40	3	7	11	2526-686	.786	73.72

Career Tournament Results

1982-83	Date	Rounds	Scores	Par	Rank	W-L
Gator Invitational	Spring 1983	3	71-74-76=221	+5	154th/95	41-53
Seminole Invitational	Spring 1983	3	72-76-75=223	+7	113th/105	92-12
Central Florida Invitational	Spring 1983	4	73-72-77-73=295	+7	3rd/144	141-2
Junior-Senior Championship	Spring 1983	2	68-76=144	-E	17th/130	123-6
Tar Heel Invitational	Spring 1983	3	79-70-74=223	+7	128th/60	32-27
Atlantic Coast Conference Championship	4/15-17/1983	3	79-74-75=228	+12	127th/40	13-26
SEASON TOTALS		18	1334 Avg. 74.11	+2		442-126

1983-84	Date	Rounds	Scores	Par	Rank	W-L
John Ryan Memorial	10/13-15/1983	3	81-78-72=231	+18	0th/120	0-0
Hall of Fame Winter College Invitational	1/28-30/1984	3	75-72-73=220	+4	15th/105	100-4
Gator Golf Invitational	2/17-19/1984	3	67-72-67=206	-10	3rd/105	102-2
ImperialLakes/Florida Southern Classic	3/2-4/1984	3	77-76-69=222	+6	150th/105	55-49
Iron Duke Classic	3/23-25/1984	3	79-77-73=229	+16	0th/120	0-0
Furman Intercollegiate	4/5-7/1984	3	77-77-73=227	+11	0th/105	0-0
Tar Heel Invitational	4/13-15/1984	3	73-77-72=222	+6	124th/66	42-23
Atlantic Coast Conference Championship	4/20-22/1984	3	68-76-80=224	+8	17th/40	33-6
Chris Schenkel Intercollegiate	4/27-29/1984	3	75-80-71=226	+10	158th/90	32-57
Southern Intercollegiate Classic	5/17-19/1984	3	73-76-75=224	+8	150th/76	26-49
SEASON TOTALS		30	2231 Avg. 74.37	+3		390-190

1984-85	Date	Rounds	Scores	Par	Rank	W-L
Augusta College Forest Hills Inv.	9/28-30/1984	3	75-76-74=225	+9	119th/90	71-18
McGregor Invitational	10/5-7/1984	3	79-72-75=226	+10	0th/120	0-0
John Ryan Memorial	10/18-20/1984	3	74-72-70=216	+3	113th/120	107-12
Dixie Intercollegiate	11/2-4/1984	3	72-75-74=221	+5	16th/140	124-15
Gator Bowl Invitational	12/17-19/1984	3	69-81-80=230	+16	0th/80	0-0
Tampa Winter Collegiate Invitational	1/26-28/1985	3	82-74-74=230	+14	0th/123	0-0
Florida Southern/ImperialLakes Classic	3/1-3/1985	3	69-74-70=213	-3	0th/105	0-0
Iron Duke Classic	3/29-31/1985	3	72-74-73=219	+6	114th/120	106-13
Furman Intercollegiate	4/4-6/1985	3	74-76-70=220	+4	17th/122	115-6
Atlantic Coast Conference Championship	4/19-21/1985	3	68-69-68=205	-11	1st/40	39-0
Chris Schenkel Intercollegiate	4/26-28/1985	3	72-71-70=213	-3	117th/90	73-16
Southern Intercollegiate Championship	5/2-4/1985	3	70-67-69=206	-10	1st/100	99-0
NCAA Championship	5/22-25/1985	4	77-73-77-78=305	+17	174th/183	109-73
SEASON TOTALS		40	2929 Avg. 73.23	+1		843-153

1985-86	Date	Rounds	Scores	Par	Rank	W-L
Honda Fall Collegiate	9/5-7/1985	3	75-71-75=221	+5	116th/90	74-15
Grandfather Mountain Invitational	9/27-29/1985	3	80-78-82=240	+24	161st/96	35-60
John Ryan Memorial	10/11-12/1985	2	74-73=147	+5	126th/161	135-25
Miami/Doral Park National Collegiate	2/7-9/86	3	71-70-70=211	-5	1st/90	89-0
ImperialLakes Classic	2/28-3/1/1986	3	74-73-71=218	+2	115th/105	90-14
Iron Duke Classic	3/28-30/1986	3	73-71-78=222	+9	0th/120	0-0
Furman Intercollegiate	4/3-5/1986	3	73-74-71=218	+2	119th/115	96-18
Atlantic Coast Conference Championship	4/18-20/1986	3	74-72-72=218	+2	10th/40	30-9
Chris Schenkel Intercollegiate	4/25-27/1986	3	74-74-70=218	+2	139th/90	51-38
NCAA Championship	5/28-31/1986	4	77-72-74-71=294	+6	138th/183	145-37
SEASON TOTALS		32	2352 Avg. 73.50	+9		851-217

ALL-TIME GREATS

KRIS MIKKELSEN • WOODSTOCK, GA.

Career Honors and Statistics

GCAA All-American	2001 (HM), 2002 (2nd)
All-Atlantic Coast Conference	2002
GCAA All-America Scholar	2001, 2002
ACC Academic Honor Roll	1999, 2000, 2001, 2002
U.S.-Japan Matches	2002

Season	Rounds	Lo54	LoRnd	Par/-	Events	Top1	Top5	Top10	W-L	WLPct	Avg
1998-99	21	208	68	12	7	-	2	2	430-172	.714	73.24
1999-00	8	214	69	4	3	-	-	1	179-57	.758	72.88
2000-01	35	212	66	15	12	-	1	4	647-407	.614	73.54
2001-02	37	211	67	17	12	-	-	6	840-180	.824	72.11
Totals	101	208	66	48	34	-	3	13	2096-816	.720	72.90

Career Tournament Results

1998-99	Date	Rounds	Scores	Par	Rank	W-L
Duke Golf Classic	10/18-19/98	3	75-72-76=223	+7	133rd/81	48-32
Golf World/Palmetto Dunes Invitational	11/6-8/98	3	72-70-70=212	-4	12nd/90	88-1
Taylor Made/Red River Classic	6/6/2014	3	75-72-70=217	+1	144th/83	39-43
Waikoloa Intercollegiate	2/11-13/99	3	70-85-75=230	+16	121st/115	94-20
Puerto Rico Challenge	2/21-23/99	3	70-70-68=208	-8	5th/90	85-4
Golf Digest Intercollegiate	3/12-14/99	3	76-69-71=216	E	112th/75	63-11
Chris Schenkel/E-Z-Go Invitational	3/27-28/99	3	79-78-75=232	+16	162nd/75	13-61
SEASON TOTALS	21	1538 Avg. 73.24	+1	-	430-172	

1999-2000	Date	Rounds	Scores	Par	Rank	W-L
Carpet Capital Collegiate	10/1-3/99	3	72-72-73=217	+1	121st/75	54-20
Iron Duke Golf Classic	10/17-18/99	2	78-74=152	+8	131st/90	59-30
San Juan Shootout	2/27-29/00	3	72-73-69=214	-2	18th/74	66-7
SEASON TOTALS	8	583 Avg. 72.88	+1	-	179-57	

2000-01	Date	Rounds	Scores	Par	Rank	W-L
PING/Golfweek Preview Invitational	9/25-26/00	2	79-79=158	+14	171st/80	9-70
Carpet Capital Collegiate	10/6/00	3	73-70-79=222	+6	123rd/80	57-22
Jerry Pate Intercollegiate	10/16-17/00	3	74-74-72=220	+7	133rd/60	27-32
Golf World Invitational	11/3-5/00	3	70-68-74=212	-4	124th/90	66-23
Taylor Made/Waikoloa Intercollegiate	2/15-17/01	3	87-81-75=243	+27	196th/120	24-95
Puerto Rico Classic	2/25-27/01	3	80-72-70=222	+6	128th/75	47-27
Las Vegas Intercollegiate	3/9-11/01	3	74-69-70=213	-3	16th/75	69-5
Morris Williams Intercollegiate	3/26/01	2	70-73=143	-1	19th/84	75-8
Ford U.S. Collegiate Championships	4/4-6/01	3	73-74-79=226	+10	44th/60	16-43
Atlantic Coast Conference Championship	4/20-22/01	3	69-73-71=213	-3	16th/45	39-5
NCAA East Regional	5/17-19/01	3	75-72-74=221	+5	175th/141	66-74
NCAA Championship	5/30-6/2/01	4	66-72-72-71=281	-7	14th/156	152-3
SEASON TOTALS	35	2574 Avg. 73.54	+2	-	647-407	

2001-02	Date	Rounds	Scores	Par	Rank	W-L
PING/Golfweek Preview Invitational	09/30/2001	3	73-74-77=224	+11	143rd/75	32-42
Carpet Capital Collegiate	10/07/2001	3	72-70-75=217	+1	111th/75	64-10
Jerry Pate National Intercollegiate	10/16/2001	3	69-72-73=214	+1	110th/60	50-9
Long Cove Invitational	11/11/2001	3	76-68-70=214	+1	19th/75	66-8
Savane College All-American Classic	11/20/2001	3	69-73-73=215	+2	117th/63	46-16
TaylorMade/Waikoloa Intercollegiate	02/15/2002	3	71-72-74=217	+1	19th/120	111-8
Puerto Rico Classic	02/26/2002	3	67-73-73=213	-3	17th/75	68-6
Callaway Golf Las Vegas Collegiate	03/10/2002	3	71-74-71=216	E	110th/84	74-9
PING/US Collegiate Championships	04/07/2002	3	72-74-74=220	+4	116th/63	47-15
ACC Championship	04/21/2002	3	67-74-70=211	-5	19th/45	36-8
NCAA East Regional	05/18/2002	3	73-74-74=221	+5	118th/141	123-17
NCAA Championships	06/01/2002	4	70-74-71-71=286	+2	133rd/156	123-32
SEASON TOTALS	37	2668 Avg. 72.11	+1	-	840-180	

LARRY MIZE • AUGUSTA, GA.

Career Honors and Statistics

NCAA Championship individual participant	1978
Team captain	1978, 1979
Masters champion	1987
Georgia Tech Hall of Fame	1992

Season	Rounds	Lo54	LoRnd	Par/-	Events	Top1	Top5	Top10	W-L	WLPct	Avg
1976-77	16	222	72	-	7	-	-	-	-	-	75.00
1977-78	29	215	68	-	10	-	-	-	-	-	75.00
1978-79	17	216	71	-	6	-	-	-	-	-	74.47
Totals	62	215	68	-	23	-	-	-	-	-	74.85

Career Tournament Results

1976-77	Date	Rounds	Scores	Par	Rank	W-L
FSU Invitational	3/4-6/1977	2	78-75=153	-	-	75-00
Furman Invitational	3/24-26/1977	3	74-75-73=222	-	-	-
Junior-Senior Invitational	4/8-10/1977	3	73-73-77=223	-	-	-
Chris Schenkel Invitational	4/22-24/1977	3	78-77-73=228	-	-	-
Georgia State	5/3/1977	1	73	-	-	-
Governor's Cup	5/7/1977	1	81	-	-	-
Metro 7 Championship	5/13-15/1977	3	72-73-75=220	-	-	-
SEASON TOTALS	16	1200 Avg. 75.00	-	-	-	

1977-78	Date	Rounds	Scores	Par	Rank	W-L
River City Intercollegiate	10/7-9/1977	3	71-78-79=228	-	-	-
Dixie Intercollegiate	11/1/1977	3	216	-	-	-
Gator Invitational	2/10-12/1978	3	71-72-74=217	-	-	-
Seminole Invitational	2/24-26/1977	3	77-78-79=234	-	-	-
Furman Invitational	3/23-25/1978	2	71-78=149	-	-	-
Junior-Senior Invitational	4/7-9/1978	3	72-69-74=215	-	-	-
Chris Schenkel Invitational	4/21-23/1978	3	77-77-76=230	-	-	-
Southern Intercollegiate	4/27-29/1978	3	82-68-72=222	-	-	-
Metro 7 Championship	5/12-14/1978	3	76-74-77=227	-	112/34	21-11
NCAA Championship	6/7-10/1978	3	77-79-81=237	-	1171/182	8-170
SEASON TOTALS	29	2175 Avg. 75.00	-	-	-	

1978-79	Date	Rounds	Scores	Par	Rank	W-L
Gator Invitational	2/16-18/1979	3	71-74-73=218	-	125/110	85-24
Seminole Invitational	3/2-4/1979	3	73-78-72=223	-	-	-
Furman Invitational	3/22-24/1979	2	81-79=160	-	-	-
Junior-Senior Invitational	3/30-4/1/1979	3	73-72-71=216	-	-	-
Atlantic Coast Conference Championship	4/17-19/1979	3	79-74-75=228	-	-	-
Chris Schenkel Invitational	4/27-29/1979	3	75-75-76=221	-	-	-
SEASON TOTALS	17	1266 Avg. 74.47	-	-	-	

ALL-TIME GREATS

BRYCE MOLDER • CONWAY, ARK.

Career Honors and Statistics

GCAA All-American	1998 (1st), 1999 (1st), 2000 (1st), 2001 (1st)
Fred Haskins Player of the Year	2001
Jack Nicklaus Player of the Year	1998, 2001
Golfweek Collegiate Player of the Year	2001
Dave Williams Award Recipient	2001
All-Atlantic Coast Conference	1998, 1999, 2000, 2001
ACC Player of the Year	1999, 2000, 2001
ACC Rookie of the Year	1998
ACC Champion	2000
Academic All-America Team Member of Year	2001
Academic All-American	1999, 2000, 2001
GCAA All-America Scholar	2000, 2001
World Amateur Medalist	2000
U.S. Walker Cup Team	1999, 2001
U.S. Palmer Cup Team	1999, 2001
NCAA Today's Top VIII Award	2001
Set all-time NCAA season (69.43, since broken)	2001
Set career (70.69) scoring average record	2001
Tied NCAA single-round scoring record of 60	2001
Georgia Tech Hall of Fame	2011

Season	Rounds	Lo54	LoRnd	Par/-	Events	Top1	Top5	Top10	W-L	WLPct	Avg
1997-98	38	206	66	25	13	1	7	9	1089-112	.907	70.95
1998-99	38	154	65	24	13	2	7	10	1007-149	.871	71.58
1999-00	36	204	66	28	12	3	4	7	924-103	.900	70.72
2000-01	35	196	60	29	12	3	10	11	1023-31	.971	69.43
Totals	147	154	60	106	50	9	28	37	4043-395	.911	70.69

Career Tournament Results

1997-98	Date	Rounds	Scores	Par	Rank	W-L
William H. Tucker Invitational	9/19-20/1997	2	70-69=139	-5	13rd/120	117-2
Tennessee Tournament of Champions	9/29-30/1997	3	76-72-74=222	+6	137th/81	44-36
Duke Golf Classic	10/19-20/1997	2	72-71=143	-1	3rd/80	77-2
C.C. of Louisiana Intercollegiate	10/27-28/1997	3	67-70-73=210	-6	2nd/68	66-1
Nelson Stanford Invitational	11/7-9/1997	3	74-72-71=217	+4	112th/90	78-11
PING Arizona Intercollegiate	2/2-3/1998	3	69-77-68=214	+1	17th/104	97-6
Taylor Made/Waikoloa Intercollegiate	2/13-15/1998	3	73-69-75=217	+1	118th/125	107-17
Puerto Rico Classic	2/23-24/1998	3	71-77-78=226	+10	127th/75	48-26
Cuscowilla Intercollegiate	3/23-24/1998	3	72-67-69=208	-2	12nd/60	58-1
Carpet Capital Collegiate	4/3-5/1998	3	74-69-69=212	-4	11st/90	89-0
Atlantic Coast Conference Championship	4/17-19/1998	3	70-71-68=209	-7	15th/45	40-4
NCAA East Regional	5/14-16/1998	3	73-67-66=206	-10	2nd/120	118-1
NCAA Championship	5/27-30/1998	4	68-68-68-69=273	-15	6th/156	150-5
SEASON TOTALS		38	2696 Avg. 70.95	-1		1089-112

1998-99	Date	Rounds	Scores	Par	Rank	W-L
Ridges Invitational	9/12-13/98	3	71-70-69=210	-6	13rd/75	72-2
PING/Golfweek Preview Invitational	9/28-29/98	3	80-76-75=231	+15	142nd/75	33-41
Duke Golf Classic	10/18-19/98	3	76-70-69=215	-1	9th/81	72-8
Golf World/Palmtree Dunes Invitational	11/6-8/98	3	69-67-76=212	-4	12nd/90	88-1
Taylor Made/Red River Classic	6/6/2014	3	71-67-67=205	-11	12nd/83	81-1
Waikoloa Intercollegiate	2/11-13/99	3	65-79-80=224	+10	15th/115	110-4
Puerto Rico Challenge	2/21-23/99	3	74-67-69=210	-6	7th/90	83-6
Golf Digest Intercollegiate	3/12-14/99	3	70-69-69=208	-8	11st/75	74-0
Chris Schenkel/E-Z-Go Invitational	3/27-28/99	3	70-72-78=220	+4	115th/75	60-14
Carpet Capital Collegiate	4/2-3/1999	3	66-71-67=204	-12	1st/90	89-0
Atlantic Coast Conference Championship	4/16-18/1999	3	73-71-73=217	+1	17th/45	38-6
NCAA East Regional	5/20-22/1999	3	69-74-67=210	-3	13rd/119	116-2
SEASON TOTALS		38	2720 Avg. 71.58	E		1007-149

1999-2000	Date	Rounds	Scores	Par	Rank	W-L
PING/Golfweek Preview Invitational	9/19-21/99	3	73-74-69=216	E	114th/90	76-13
Carpet Capital Collegiate	10/1-3/99	3	68-68-68=204	-12	1st/75	74-0
Iron Duke Golf Classic	10/17-18/99	2	70-74=144	E	12nd/90	88-1
Golf World/Palmtree Dunes Invitational	11/5-7/99	3	70-69-72=211	-5	118th/89	71-17
Savane College All-America Classic	11/22-23/99	3	72-72-70=214	-2	7th/24	17-6
Waikoloa Intercollegiate	2/17-19/00	3	66-69-73=208	-6	11st/120	119-0
San Juan Shootout	2/27-29/00	3	67-70-77=214	-2	18th/74	66-7
Las Vegas Intercollegiate	3/10-12/00	3	68-73-72=213	-3	117th/75	58-16
U.S. Collegiate Championship	4/7-9/00	3	71-71-70=212	-4	110th/60	50-9
Atlantic Coast Conference Championship	6/6/2000	3	72-67-67=206	-10	1st/45	44-0
NCAA East Regional	5/18-20/00	3	71-75-76=222	+9	121st/141	120-20
NCAA Championship	5/31-6/3/00	4	69-72-71-70=282	-6	115th/156	141-14
SEASON TOTALS		36	2546 Avg. 70.72	-1		924-103

2000-01	Date	Rounds	Scores	Par	Rank	W-L
PING/Golfweek Preview Invitational	9/25-26/00	2	68-72=140	-4	1st/80	79-0
Carpet Capital Collegiate	10/6/00	3	70-68-73=211	-5	2nd/80	78-1
Jerry Pate Intercollegiate	10/16-17/00	3	67-62-67=196	-17	1st/60	59-0
Golf World Invitational	11/3-5/00	3	69-67-60=196	-20	2nd/90	88-1
Taylor Made/Waikoloa Intercollegiate	2/15-17/01	3	76-82-67=225	+9	113th/120	107-12
Puerto Rico Classic	2/25-27/01	3	71-71-70=212	-4	3rd/75	72-2
Las Vegas Intercollegiate	3/9-11/01	3	75-69-68=212	-4	14th/75	71-3
Morris Williams Intercollegiate	3/26/01	2	67-68=135	-9	1st/84	83-0
Ford U.S. Collegiate Championships	4/4-6/01	3	72-68-71=211	-5	14th/60	56-3
Atlantic Coast Conference Championship	4/20-22/01	3	69-70-66=205	-11	2nd/45	43-1
NCAA East Regional	5/17-19/01	3	68-69-66=203	-13	2nd/141	139-1
NCAA Championship	5/30-6/2/01	4	73-72-66-73=284*	-4	18th/156	148-7
SEASON TOTALS		35	2430 Avg. 69.43	-2		1023-31

*School record for 72-hole tournament; *Lowest 54-hole tournament in school history; #NCAA-tying and school-record round

ANDY OGLETREE • LITTLE ROCK, MISS.

Career Honors and Statistics

GCAA All-American	2019 (2nd), 2020 (2nd)
Golfweek All-American	2019 (3rd), 2020 (2nd)
All-Atlantic Coast Conference	2019
U.S. Amateur Champion	2019
United States Walker Cup team	2019
U.S. Spirit International Amateur team	2019
U.S. Palmer Cup team	2019
Low amateur - The Masters Tournament	2020

Season	Rounds	Lo54	LoRnd	Par/-	Events	Top1	Top5	Top10	W-L	WLPct	Avg
2016-17	30	211	68	16	10	-	-	-	527-283	.651	72.63
2017-18	33	209	68	18	11	-	-	1	638-242	.725	71.88
2018-19	32	203	63	23	11	-	3	4	686-258	.727	70.38
2019-20	15	204	66	9	5	-	1	3	365-74	.831	71.07
Totals	110	203	63	66	37	-	4	8	2216-857	.721	71.54

Career Tournament Results

2016-17	Date	Rounds	Scores	Par	Rank	W-L
Carpet Capital Collegiate	9/9-11/2016	3	72-77-70=219	+3	138th/78	40-37
Maul Jim Intercollegiate	9/23-25/2016	3	69-70-72=211	-2	118th/93	75-17
Golf Club of Georgia Collegiate	10/21-23/2016	3	74-82-77=233	+17	180th/90	10-79
Amer Ari Invitational	2/2-4/2017	3	72-68-71=211	-5	122nd/120	98-21
Puerto Rico Classic	2/19-21/2017	3	73-70-72=215	-1	112th/75	63-11
Seminole Intercollegiate	3/10-12/2017	3	75-72-72=219	+3	144th/81	37-43
Valspar Collegiate Invitational	3/19-21/2017	3	74-73-70=217	+4	118th/78	60-17
Clemson Invitational	4/7-9/2017	3	73-71-79=223	+7	122nd/70	48-21
Atlantic Coast Conference Championship	4/21-22/2017	3	73-75-72=220	+4	122nd/60	38-21
NCAA Stanford Regional	5/15-17/2017	3	70-72-69=211	+1	117th/75	58-16
SEASON TOTALS		30	2179 Avg. 72.63	+1		527-283

2017-18	Date	Rounds	Scores	Par	Rank	W-L
Carpet Capital Collegiate	9/8-10/2017	3	69-68-73=210	-6	17th/81	74-6
Maul Jim Intercollegiate	9/22-24/2017	3	80-74-69=223	+7	133rd/78	45-32
Franklin American Mortgage Collegiate	10/8-10/2017	3	75-77-68=220	+4	117th/68	51-16
Golf Club of Georgia Collegiate	10/20-22/2017	3	71-71-70=212	-4	123rd/78	55-22
Amer Ari Invitational	2/1-3/2018	3	73-69-71=213	-3	132nd/114	82-31
Puerto Rico Classic	2/18-20/2018	3	74-74-75=223	+10	143rd/75	32-42
General James Hackler Championship	3/10-11/2018	3	70-76-69=215	-1	115th/84	69-14
Valspar Collegiate Invitational	3/18-20/2018	3	73-68-72=213	-3	113th/90	77-12
Irish Creek Intercollegiate	4/7-8/2018	3	74-73-74=221	+8	130th/88	58-29
Atlantic Coast Conference Championship	4/20-22/2018	3	72-68-73=213	-3	124th/60	36-23
NCAA Raleigh Regional	5/14-16/2018	3	70-69-70=209	-4	116th/75	59-15
SEASON TOTALS		33	2372 Avg. 71.88	E		638-242

2018-19	Date	Rounds	Scores	Par	Rank	W-L
Carpet Capital Collegiate	9/7-9/2018	3	71-75-70=216	E	116th/81	65-15
Maul Jim Intercollegiate	9/21-23/2018	3	68-70-67=205	-5	112th/78	66-11
Golf Club of Georgia Collegiate Inv.	10/19-21/2018	3	74-71=145	+1	75th/75	0-74
Amer Ari Intercollegiate	2/7-9/2019	3	67-71-74=212	-4	124th/109	85-23
Puerto Rico Classic	2/17-19/2019	3	70-70-71=211	-5	14th/75	71-3
Southern Highlands Collegiate	3/3-5/2019	3	71-71-71=213	-3	19th/81	72-8
Valspar Collegiate Invitational	3/17-19/2019	3	71-74-63=208	-5	114th/84	70-13
Clemson Invitational	4/5-7/2019	3	67-74-64=205	-11	15th/81	76-4
Atlantic Coast Conference Championship	4/18-20/2019	3	66-65-73=204	-12	2nd/60	58-1
NCAA Pullman Regional	5/13-15/2019	3	67-66-70=203	-7	112th/75	63-11
NCAA Championship	5/24-29/2019	3	77-79-74=230	+14	196th/156	60-95
SEASON TOTALS		32	2252 Avg. 70.38	-1		686-258

2019-20	Date	Rounds	Scores	Par	Rank	W-L
Olympia Fields/Fighting Illini Inv.	9/20-22/2019	3	69-70-73=212	+2	19th/84	75-8
Golf Club of Georgia Collegiate Inv.	10/18-20/2019	3	69-78-74=221	+5	135th/78	43-34
Amer Ari Invitational	2/6-8/2020	3	68-66-70=204	-12	13rd/123	120-2
Puerto Rico Classic	2/16-18/2020	3	73-66-70=209	-7	16th/75	69-5
Southern Highlands Collegiate	3/1-3/2020	3	77-75-68=220	+4	126th/84	58-25
SEASON TOTALS		15	1066 Avg. 71.07	-1		365-74

ALL-TIME GREATS

SETH REEVES • DULUTH, GA.

Career Honors and Statistics

GCAA All-American	2013 (HM), 2014 (2nd)
Golfweek All-American	2014 (2nd)
All-Atlantic Coast Conference	2014
GCAA All-America Scholar	2014
Academic All-ACC	2013, 2014

Season	Rounds	Lo54	LoRnd	Par/-	Events	Top1	Top5	Top10	W-L	WLPct	Avg
2010-11	9	213	66	4	3	1	1	1	157-81	.660	73.56
2011-12	21	208	65	13	7	-	1	2	426-180	.703	72.38
2012-13	29	206	66	12	14	-	1	1	522-326	.616	73.52
2013-14	36	206	66	21	15	2	4	6	897-132	.872	70.75
Totals	95	206	65	50	39	3	7	10	2002-719	.736	72.22

Career Tournament Results

2010-11	Date	Rounds	Scores	Par	Rank	W-L
Brickyard Collegiate	10/8-10/10/2010	3	70-74-72=216	E	116th/84	68-15
United States Collegiate Championship	10/24-26/2010	3	77-77-79=233	+17	167th/78	11-66
Grub Mart Collegiate	3/26-29/2011	3	76-71-66=213	-3	11st/79	78-0
SEASON TOTALS	9	662 Avg.	73.56	+2		157-81

2011-12	Date	Rounds	Scores	Par	Rank	W-L
Carpet Capital Collegiate	9/11/2011	3	74-83-65=222	+6	133rd/60	27-32
Golfweek Conference Challenge	9/25-27/2011	3	71-66-73=230	+14	156th/75	19-55
Brickyard Collegiate	10/7-9/2011	3	65-74-70=209	-7	12nd/84	82-1
United States Collegiate Championship	10/23-25/2011	3	71-69-79=219	+3	126th/75	49-25
Amer Ari Invitational	2/1-3/2012	3	69-73-71=213	-3	123rd/116	93-22
Seminole Intercollegiate	3/9-11/2012	3	70-70-68=208	-5	16th/96	90-5
Barona Collegiate Cup	3/22-23/2012	3	71-76-72=219	+3	141st/107	66-40
SEASON TOTALS	21	1520 Avg.	72.38	+1		426-180

2012-13	Date	Rounds	Scores	Par	Rank	W-L
Carpet Capital Collegiate	9/7-9/2012	3	82-80-74=236	+20	176th/78	2-75
PING-Golfweek Preview Invitational	9/23-25/2012	3	73-71-66=210	E	12nd/75	73-1
Brickyard Collegiate	10/5-7/12	3	71-74-76=221	+5	135th/84	49-34
United States Collegiate Championship	10/19-21/2012	3	71-76-72=219	+3	113th/79	66-12
Puerto Rico Classic	2/17-19/2013	3	69-72-76=217	+1	128th/75	47-27
Southern Highlands Collegiate Masters	3/8-10/2013	3	72-72-76=220	+4	119th/81	62-18
Linger Longer Invitational	3/23-24/2013	2	75-73=148	+4	132nd/80	48-31
Gary Koch Invitational	4/8-9/2013	3	74-77-79=230	+14	58th/75	17-57
NCAA Tallahassee Regional	5/16-18/2013	3	75-71-79=225	+9	160th/75	15-59
NCAA Championship (stroke play)	5/28-30/2013	3	69-69-68=206	-4	113th/156	143-12
NCAA Championship (match play)	5/31/2013	lost to Carl Johnson (UNLV), 4 & 3				
NCAA Championship (match play)	6/1/2013	lost to Justin Thomas (Alabama), 3 & 1				
SEASON TOTALS	29	2132 Avg.	73.52	+2		522-326

2013-14	Date	Rounds	Scores	Par	Rank	W-L
Carpet Capital Collegiate	9/6-8/2013	3	74-74-67=215	-1	11th/75	64-10
Tar Heel Intercollegiate	9/14-15/2013	3	69-69-70=208	-8	1st/81	80-0
Brickyard Collegiate	10/4-6/2013	3	70-68-69=207	-9	1st/84	83-0
United States Collegiate Championship	10/18-20/2013	3	73-75-73=221	+5	139th/78	39-38
Amer Ari Invitational	2/6-8/2014	3	74-66-67=207	-9	116th/120	104-15
Puerto Rico Classic	2/23-25/2014	3	69-75-68=212	-4	116th/75	59-15
Southern Highlands Collegiate Masters	3/7-9/2014	3	78-73-75=226	+10	126th/81	55-25
Valspar Invitational at Floridian	3/24-25/2014	3	68-71-73=212	-1	115th/75	60-14
Robert Kepler Invitational	4/12-13/2014	3	70-72-72=214	+1	3rd/81	78-2
Atlantic Coast Conference Championship	4/25-27/2014	3	74-69-69=212	-4	17th/60	53-6
NCAA Raleigh Regional	5/15-17/2014	3	69-69-69=207	-6	13rd/75	72-2
NCAA Championship (stroke play)	5/23-26/2014	3	66-72-68=206	-4	16th/156	150-5
NCAA Championship (match play)	5/27/2014	lost to Jordan Niebrugge (Oklahoma State), 2 & 1				
SEASON TOTALS	36	2547 Avg.	70.75	-1		897-132

CHARLIE RYMER • FORT MILL, S.C.

Career Honors and Statistics

GCAA All-American	1988 (3rd), 1989 (HM)
All-Atlantic Coast Conference	1988, 1989
Georgia Tech Hall of Fame	2000

Season	Rounds	Lo54	LoRnd	Par/-	Events	Top1	Top5	Top10	W-L	WLPct	Avg
1986-87	32	216	68	11	11	1	3	4	767-314	.710	74.28
1987-88	36	206	67	14	12	1	4	4	858-157	.845	73.47
1988-89	38	213	66	14	13	2	5	5	726-269	.730	73.53
1989-90	40	208	66	13	13	1	1	3	909-321	.739	73.95
Totals	146	206	66	52	49	5	13	16	3260-1061	.754	73.79

Career Tournament Results

1986-87	Date	Rounds	Scores	Par	Rank	W-L
USA/Japan Friendship Tournament	9/1986	3	70-72-74=216	E	17th/60	53-6
John Ryan Memorial	10/1986	2	69-71=140	-2	12nd/144	142-1
Dieie Intercollegiate	11/1986	3	75-71-72=218	+2	15th/90	85-4
Golf World/Palmetto Dunes Collegiate	12/1986	3	74-76-76=226	+10	136th/84	48-35
Miami-Doral Park National Collegiate	2/6-8/1987	3	73-76-83=232	+16	137th/90	53-36
Iron Duke Classic	3/27-29/1987	3	72-77-75=224	+8	124th/125	101-23
Furman Intercollegiate	4/2-4/1987	2	68-74=142	-2	1st/114	113-0
Atlantic Coast Conference Championship	4/17-19/1987	3	71-76-73=220	+4	120th/40	20-19
Chris Schenkel Intercollegiate	4/24-26/1987	3	72-72-76=220	+4	137th/90	53-36
Oak Tree Intercollegiate	5/29-30/1987	3	73-75-83=231	+21	65th/72	7-64
NCAA Championship	6/10-13/1987	4	74-82-74-78=308	+20	191st/183	92-90
SEASON TOTALS	32	2377 Avg.	74.28	+3		767-314

1987-88	Date	Rounds	Scores	Par	Rank	W-L
Guilford Invitational	9/21-22/1987	2	75-76=151	+7	123rd/90	67-22
Southwestern Intercollegiate	10/5-7/1987	3	73-76-70=219	+3	118th/120	102-17
Southern Intercollegiate Fall Classic	11/7-8/1987	3	73-75-79=227	+11	0th/45	0-0
Golf World/Palmetto Dunes Collegiate	11/1987	3	72-73-80=225	+9	0th/85	0-0
Bill Bell Memorial Classic	1/25-26/1988	3	71-73-67=211	-5	3rd/83	80-2
Miami/Doral Park National Collegiate	2/5-7/1988	3	67-72-77=216	E	2nd/90	88-1
Florida Southern Imperial Lakes Classic	3/4-6/1988	3	69-69-68=206	-10	1st/105	104-0
Iron Duke Classic	3/25-27/1988	3	71-72-75=218	+2	5th/120	115-4
Furman Intercollegiate	3/31-4/2/1988	3	84-74-73=231	+15	147th/104	57-46
Atlantic Coast Conference Championship	4/15-17/1988	3	72-77-80=229	+19	19th/40	21-18
Chris Schenkel Invitational	4/22-24/1988	3	75-72-70=217	+1	123rd/90	67-22
NCAA Championship	5/25-28/1988	4	74-74-76-71=295	+11	126th/183	157-25
SEASON TOTALS	36	2645 Avg.	73.47	+2		858-157

1988-89	Date	Rounds	Scores	Par	Rank	W-L
Tennessee Tournament of Champions	10/2-4/1988	3	69-73-71=213	-3	1st/60	59-0
Taylor Made Red River Classic	10/10-11/1988	3	73-76-74=223	+7	133rd/72	39-32
Southern Intercollegiate Fall Classic	11/5-6/1988	3	74-74-67=215	-1	11st/50	49-0
Golf World-Palmetto Dunes Collegiate	11/17-19/1988	3	72-81-76=229	+13	175th/90	15-74
PING Arizona Intercollegiate	2/1-3/1989	3	74-77-80=231	+15	139th/107	68-38
Taylor Made/Doral Park Nat'l Collegiate	2/17-19/1988	3	84-74-75=233	+17	162nd/90	28-61
Florida Southern Imperial Lakes Classic	3/1-3/1989	3	74-67-75=216	E	127th/120	93-26
Wofford College Invitational	3/24-26/1989	3	76-66-72=214	-2	2nd/60	58-1
Furman Intercollegiate	3/31-4/2/1989	3	77-75-70=222	+6	117th/120	103-16
Atlantic Coast Conference Championship	4/14-16/1989	3	71-72-76=219	+3	15th/40	35-4
Chris Schenkel Invitational	4/21-23/1989	3	70-71-75=216	E	116th/90	74-15
NCAA East Regional	5/25-27/1989	3	73-73-71=217	+1	13rd/108	105-2
NCAA Championship	6/7-10/1989	2	76-70=146	+2	0th/158	0-0
SEASON TOTALS	38	2794 Avg.	73.53	+2		726-269

1989-90	Date	Rounds	Scores	Par	Rank	W-L
U.S.-Japan Intercollegiate Friendship	9/19-21/1989	3	77-75-69=221	+5	17th/94	87-6
Carpet Capital Collegiate	10/20-22/1989	3	79-73-74=226	+10	116th/90	74-15
Southern Intercollegiate Fall Classic	11/11-12/1989	3	69-70-69=208	-8	1st/90	89-0
Golf World-Palmetto Dunes Collegiate	11/22-24/1989	3	79-79-72=230	+14	160th/90	30-59
PING Arizona Intercollegiate	2/5-6/1990	3	70-73-72=215	-1	115th/89	74-14
Taylor Made/Doral Park National	2/23-24/1990	3	79-76-73=228	+12	125th/90	65-24
Florida Southern Imperial Lakes Classic	3/2-4/1990	3	75-68-75=218	+2	132nd/120	88-31
Furman Intercollegiate	3/30-4/1/1990	3	74-74-79=227	+11	143rd/119	76-42
The American at MacGregor Downs	4/6-7/1990	3	66-80-74=220	+4	112th/60	48-11
Atlantic Coast Conference Championship	4/20-22/1990	3	83-70-75=228	+12	124th/40	16-23
Sheraton Cavalier Classic	5/11-13/1990	3	74-74-77=225	+9	122nd/85	63-21
NCAA East Regional	5/24-26/1990	3	70-71-72=213	-3	19th/120	111-8
NCAA Championship	6/6-9/1990	4	73-76-77-73=299	+11	168th/156	88-67
SEASON TOTALS	40	2958 Avg.	73.95	+2		909-321

ALL-TIME GREATS

LUKE SCHNIEDERJANS • POWDER SPRINGS, GA.

Career Honors and Statistics

GCAA All-American	2019 (3rd)
Golfweek All-American	2019 (3rd)
All-Atlantic Coast Conference	2017, 2018, 2019
Carpet Capital Collegiate champion	2016, 2019
Puerto Rico Classic champion	2017

Season	Rounds	Lo54	LoRnd	Par/-	Events	Top1	Top5	Top10	W-L	WLPct	Avg
2016-17	30	205	62	13	10	2	3	3	542-268	.669	71.87
2017-18	33	208	65	17	11	-	-	1	655-225	.744	71.67
2018-19	33	202	62	25	11	-	3	5	744-200	.788	70.27
2019-20	18	207	67	8	6	1	1	2	333-186	.642	72.00
Totals	114	202	62	63	38	3	7	11	2274-879	.721	71.37

Career Tournament Results

2016-17	Date	Rounds	Scores	Par	Rank	W-L
Carpet Capital Collegiate	9/9-11/2016	3	69-66-70=205	-11	1st/78	77-0
Maui Jim Intercollegiate	9/23-25/2016	3	69-67-72=208	-5	113th/93	80-12
Golf Club of Georgia Collegiate	10/21-23/2016	3	75-71-75=221	+5	143rd/90	47-42
Amer Ari Invitational	2/2-4/2017	3	73-73-76=222	+6	181st/120	39-80
Puerto Rico Classic	2/19-21/2017	3	68-73-65=206	-10	1st/75	74-0
Seminole Intercollegiate	3/10-12/2017	3	66-71-68=205	-11	3rd/81	78-2
Valspar Collegiate Invitational	3/19-21/2017	3	78-69-76=223	+10	146th/78	32-45
Clemson Invitational	4/7-9/2017	3	75-74-76=225	+9	128th/70	42-27
Atlantic Coast Conference Championship	4/21-22/2017	3	77-74-80=231	+15	50th/60	10-49
NCAA Stanford Regional	5/15-17/2017	3	76-62-72=210	-E	112th/75	63-11
SEASON TOTALS		30	2156 Avg. 71.87	E		542-268

2017-18	Date	Rounds	Scores	Par	Rank	W-L
Carpet Capital Collegiate	9/8-10/2017	3	74-73-68=215	-1	115th/81	66-14
Maui Jim Intercollegiate	9/22-24/2017	3	76-69-72=217	+1	116th/78	62-15
Franklin American Mortgage Collegiate	10/18-10/2017	3	74-67-74=215	-1	17th/68	61-6
Golf Club of Georgia Collegiate	10/20-22/2017	3	72-68-71=211	-5	112th/78	66-11
Amer Ari Invitational	2/1-3/2018	3	73-67-72=212	-4	129th/114	85-28
Puerto Rico Classic	2/18-20/2018	3	71-75-77=223	+10	143rd/75	32-42
General James Hackler Championship	3/10-11/2018	3	71-69-77=217	+1	122nd/84	62-21
Valspar Collegiate Invitational	3/18-20/2018	3	68-73-73=214	-2	118th/90	72-17
Irish Creek Intercollegiate	4/7-8/2018	3	70-74-77=221	+8	130th/88	58-29
Atlantic Coast Conference Championship	4/20-22/2018	3	65-74-69=208	-8	112th/60	48-11
NCAA Raleigh Regional	5/14-16/2018	3	68-72-72=212	-1	132nd/75	43-31
SEASON TOTALS		33	2365 Avg. 71.67	E		655-225

2018-19	Date	Rounds	Scores	Par	Rank	W-L
Carpet Capital Collegiate	9/7-9/2018	3	69-70-71=210	-6	14th/81	77-3
Maui Jim Intercollegiate	9/21-23/2018	3	65-70-68=203	-7	16th/78	72-5
Golf Club of Georgia Collegiate Inv.	10/19-21/2018	3	66-71-69=206	-10	12nd/75	73-1
Amer Ari Intercollegiate	2/7-9/2019	3	70-69-71=210	-6	118th/109	91-17
Puerto Rico Classic	2/17-19/2019	3	73-73-68=214	-2	115th/75	60-14
Southern Highlands Collegiate	3/3-5/2019	3	70-69-78=217	+1	124th/81	57-23
Valspar Collegiate Invitational	3/17-19/2019	3	73-73-73=219	+6	151st/84	33-50
Clemson Invitational	4/5-7/2019	3	69-62-71=202	-14	3rd/81	78-2
Atlantic Coast Conference Championship	4/18-20/2019	3	71-69-68=208	-8	6th/60	54-5
NCAA Pullman Regional	5/13-15/2019	3	70-66-68=204	-6	117th/75	58-16
NCAA Championship	5/24-29/2019	3	79-67-80=226	+10	165th/156	91-64
SEASON TOTALS		33	2319 Avg. 70.27	-1		744-200

2019-20	Date	Rounds	Scores	Par	Rank	W-L
Carpet Capital Collegiate	9/6-8/2019	3	68-67-72=207	-9	1st/81	80-0
Olympia Fields/Fighting Illini Inv.	9/20-22/2019	3	71-72-72=215	+5	124th/84	60-23
Golf Club of Georgia Collegiate Inv.	10/18-20/2019	3	75-76-68=219	+3	124th/78	54-23
Amer Ari Invitational	2/6-8/2020	3	73-77-69=219	+3	179th/123	44-78
Puerto Rico Classic	2/16-18/2020	3	69-68-72=209	-7	16th/75	69-5
Southern Highlands Collegiate	3/1-3/2020	3	75-74-78=227	+11	158th/84	26-57
SEASON TOTALS		18	1296 Avg. 72.00	E		333-186

OLLIE SCHNIEDERJANS • POWDER SPRINGS, GA.

Career Honors and Statistics

GCAA All-American	2013 (3rd), 2014 (1st), 2015 (1st)
Golfweek All-American	2013 (3rd), 2014 (1st), 2015 (1st)
ACC Player of the Year	2014, 2015
All-Atlantic Coast Conference	2013, 2014, 2015
ACC Scholar-Athlete of the Year	2014
GCAA All-America Scholar	2014, 2015
Academic All-ACC	2012, 2013, 2014, 2015
U.S. Palmer Cup team member	2014, 2015
Mark H McCormack Medal recipient	2014

Season	Rounds	Lo54	LoRnd	Par/-	Events	Top1	Top5	Top10	W-L	WLPct	Avg
2011-12	33	211	66	14	11	-	-	2	607-278	.686	72.79
2012-13	35	205	66	21	16	-	2	6	841-176	.827	71.31
2013-14	39	201	65	32	16	5	9	10	982-67	.936	69.51
2014-15	37	199	64	25	12	1	6	9	805-145	.847	70.51
Totals	144	199	64	92	55	6	17	27	3235-666	.829	70.96

Career Tournament Results

2011-12	Date	Rounds	Scores	Par	Rank	W-L
Carpet Capital Collegiate	9/11/2011	3	70-77-67=214	-2	111th/60	49-10
Golfweek Conference Challenge	9/25-27/2011	3	76-82-79=237	+21	170th/75	5-69
Brickyard Collegiate	10/7-9/2011	3	70-71-73=214	-2	16th/84	78-5
United States Collegiate Championship	10/23-25/2011	3	77-69-73=219	+3	126th/75	49-25
Amer Ari Invitational	2/1-3/2012	3	73-75-69=217	+1	143rd/116	73-42
Puerto Rico Classic	2/19-21/2012	3	72-74-75=221	+5	137th/75	38-36
Seminole Intercollegiate	3/9-11/2012	3	73-72-68=213	-E	120th/96	76-19
Barona Collegiate Cup	3/22-23/2012	3	73-73-68=214	-2	122nd/107	85-21
Gary Koch Invitational	4/7-8/2012	3	76-75-72=223	+7	132nd/78	46-31
Atlantic Coast Conference Championship	4/20-22/2012	3	66-73-72=211	-5	17th/55	48-6
NCAA Norman Regional	5/17-19/2012	3	72-69-78=219	+3	115th/75	60-14
SEASON TOTALS		33	2402 Avg. 72.79	+1		607-278

2012-13	Date	Rounds	Scores	Par	Rank	W-L
Carpet Capital Collegiate	9/7-9/2012	3	74-73-72=219	+3	119th/78	59-18
PING-Golfweek Preview Invitational	9/23-25/2012	3	73-71-70=214	+4	122nd/75	53-21
Brickyard Collegiate	10/5-7/12	3	73-71-67=211	-5	5th/84	79-4
United States Collegiate Championship	10/19-21/2012	3	70-76-71=217	+1	17th/79	72-6
Amer Ari Invitational	2/6-8/2013	3	75-72-69=216	-E	134th/116	82-33
Puerto Rico Classic	2/17-19/2013	3	71-69-66=206	-10	12nd/75	73-1
Southern Highlands Collegiate Masters	3/8-10/2013	3	74-74-76=224	+8	136th/81	45-35
Linger Longer Invitational	3/23-24/2013	2	74-69=143	-1	110th/80	70-9
Gary Koch Invitational	4/8-9/2013	3	69-73-74=216	-E	116th/75	59-15
Atlantic Coast Conference Championship	4/26-28/2013	3	69-67-77=213	-3	110th/55	45-9
NCAA Tallahassee Regional	5/16-18/2013	3	70-71-71=212	-4	119th/75	56-18
NCAA Championship (stroke play)	5/28-30/2013	3	67-68-70=205	-5	16th/156	148-7
NCAA Championship (match play)	5/31/2013	def. Kevin Penner (UNLV), 1-up (19 holes)				
NCAA Championship (match play)	6/1/2013	lost to Cory Whitsett (Alabama), 3 and 2				
SEASON TOTALS		35	2496 Avg. 71.31	E		841-176

2013-14	Date	Rounds	Scores	Par	Rank	W-L
Carpet Capital Collegiate	9/6-8/2013	3	67-67-73=207	-9	1st/75	74-0
Tar Heel Intercollegiate	9/14-15/2013	3	71-72-70=213	-3	3rd/81	78-2
Brickyard Collegiate	10/4-6/2013	3	67-69-72=208	-8	14th/84	80-3
United States Collegiate Championship	10/18-20/2013	3	66-69-71=206	-10	1st/78	77-0
Western Refining College All-America	11/25-26/2013	3	70-72-69=211	-2	112th/21	9-11
Amer Ari Invitational	2/6-8/2014	3	69-69-72=210	-6	130th/120	90-29
Puerto Rico Classic	2/23-25/2014	3	70-69-70=209	-7	110th/75	65-9
Southern Highlands Collegiate Masters	3/7-9/2014	3	76-76-70=222	+6	112th/81	69-11
Valspar Invitational at Floridian	3/24-25/2014	3	67-67-67=201	-12	1st/75	74-0
Robert Kepler Invitational	4/12-13/2014	3	70-73-67=210	-3	11st/81	80-0
Capital City Match Play vs. Auburn	4/19/2014	AS vs. Nicolas Carlsson				
Capital City Match Play vs. Georgia	4/19/2014	def. Joey Garber, 2-up				
Atlantic Coast Conference Championship	4/25-27/2014	3	65-70-69=204	-12	1st/60	59-0
NCAA Raleigh Regional	5/15-17/2014	3	66-68-72=206	-7	2nd/75	73-1
NCAA Championship (stroke play)	5/23-26/2014	3	71-65-68=204	-6	2nd/156	154-1
NCAA Championship (match play)	5/27/2014	AS vs. Ian Davis (Oklahoma State)				
SEASON TOTALS		39	2711 Avg. 69.51	-2		982-67

2014-15	Date	Rounds	Scores	Par	Rank	W-L
Carpet Capital Collegiate	9/5-7/2014	3	72-64-68=204	-12	1st/75	74-0
DICK'S Sporting Goods Challenge Cup	9/19-20/2014	3	74-67-67=208	-5	3rd/60	57-2
Jerry Pate National Intercollegiate	10/6-7/2014	3	67-67-68=202	-8	12nd/60	58-1
United States Collegiate Championship	10/17-19/2014	3	73-68-69=210	-6	16th/79	73-5
Warrior Princeville Makal Invitational	11/3-5/2014	3	66-65-68=199	-17	12th/84	82-1
Puerto Rico Classic	2/22-24/2015	3	75-67-72=214	-2	111th/84	73-10
Valspar Collegiate Invitational	3/23-24/2015	3	75-73-82=230	+17	163rd/73	10-62
Mason Rudolph Championship	4/3-5/2015	3	70-72-71=213	-E	16th/81	75-5
Robert Kepler Intercollegiate	4/11-12/2015	3	68-69-73=210	-3	13rd/75	72-2
Atlantic Coast Conference Championship	4/24-26/2015	3	71-67-69=207	-9	4th/60	56-3
NCAA San Diego Regional	5/14-16/2015	3	75-69-70=214	-2	17th/75	68-6
NCAA Championship	5/29-6/1/2015	4	76-74-70-78=298	+10	149th/156	107-48
SEASON TOTALS		37	2609 Avg. 70.51	-1		805-145

ALL-TIME GREATS

CHAN SONG • ORLANDO, FLA.

Career Honors and Statistics

GCAA All-American	2002 (HM), 2004 (HM), 2005 (2nd)
GCAA All-America Scholar	2004, 2005
All-Atlantic Coast Conference	2004, 2005
ACC Rookie of the Year	2002
ACC Academic Honor Roll	2002, 2003, 2004, 2005
Georgia Tech Hall of Fame	2018

Season	Rounds	Lo54	LoRnd	Par/-	Events	Top1	Top5	Top10	W-L	WLPct	Avg
2001-02	34	214	66	13	11	-	1	3	713-245	.744	72.76
2002-03	33	211	67	10	11	-	-	-	590-443	.571	74.36
2003-04	39	209	67	19	13	-	1	1	766-369	.675	72.64
2004-05	40	203	65	22	13	-	3	6	913-191	.827	71.50
Totals	146	203	65	64	48	-	5	10	2983-1248	.705	72.75

Career Tournament Results

2001-02	Date	Rounds	Scores	Par	Rank	W-L
PING/Golfweek Preview Invitational	09/30/2001	3	72-73-78=223	+10	137th/75	38-36
Carpet Capital Collegiate	10/07/2001	3	69-75-70=214	-2	15th/75	70-4
Jerry Pate National Intercollegiate	10/16/2001	3	75-69-76=220	+7	125th/60	35-24
Long Cove Invitational	11/11/2001	3	72-72-74=218	+5	116th/75	59-15
TaylorMade/Waikoloa Intercollegiate	02/15/2002	3	71-73-73=217	+1	19th/120	111-8
Puerto Rico Classic	02/26/2002	3	72-68-74=214	-2	111th/75	64-10
Callaway Golf Las Vegas Collegiate	03/10/2002	3	80-66-70=216	E	110th/84	74-9
PING/US Collegiate Championships	04/07/2002	3	73-78-71=222	+6	124th/63	39-23
ACC Championship	04/21/2002	3	71-71-74=216	E	120th/45	25-19
NCAA East Regional	05/18/2002	3	76-70-74=220	+4	113th/141	128-12
NCAA Championships	06/01/2002	4	70-73-76-75=294	+10	188th/156	70-85
SEASON TOTALS		34	2474 Avg. 72.76	+1		713-245

2002-03	Date	Rounds	Scores	Par	Rank	W-L
PING/Golfweek Preview	10/08/2002	3	78-79-78=235	+19	153rd/75	22-52
Jerry Pate National Intercollegiate	10/14/2002	2	75-67=142	E	120th/60	40-19
Nelson Invitational	10/27/2002	3	74-71-75=220	+7	137th/94	57-36
TaylorMade/Waikoloa Intercollegiate	02/14/2003	3	70-73-74=217	+3	148th/125	77-47
Puerto Rico Classic	02/25/2003	3	76-72-77=225	+9	141st/90	49-40
Toyota Collegiate Championship	03/09/2003	3	76-75-75=226	+10	164th/78	14-63
Morris Williams Intercollegiate	03/18/2003	3	79-70-75=224	+8	158th/90	32-57
Cleveland Golf/Augusta State Invit.	04/06/2003	3	74-68-70=212	-4	125th/90	65-24
ACC Championship	04/20/2003	3	79-77-73=229	+13	129th/45	16-28
NCAA East Regional	05/17/2003	3	70-71-70=211	-5	112th/141	129-11
NCAA Championships	05/30/2003	4	77-82-76-78=313	+25	167th/156	89-66
SEASON TOTALS		33	2454 Avg. 74.36	+3		590-443

2003-04	Date	Rounds	Scores	Par	Rank	W-L
Bank of Tennessee at the Ridges	09/14/2003	3	71-71-76=218	+2	118th/93	75-17
PING/Golfweek Preview Invitational	09/23/2003	2	78-72=150	+10	147th/75	28-46
Carpet Capital Collegiate	10/05/2003	3	77-71-71=219	+3	130th/89	59-29
Jerry Pate National Intercollegiate	10/14/2003	3	71-73-72=216	+3	36th/60	24-35
Gary Koch/Cleveland Golf Intercollegiate	10/21/2003	3	70-77-69=216	E	116th/78	62-15
TaylorMade/Waikoloa Intercollegiate	02/13/2004	3	69-71-69=209	-7	15th/105	100-4
Puerto Rico Classic	02/24/2004	3	82-75-69=226	+10	157th/88	31-56
Southern Highlands Collegiate	03/14/2004	3	68-73-71=212	-4	111th/77	66-10
Western Intercollegiate	03/23/2004	3	70-75-78=223	+13	145th/78	33-44
Atlanta Intercollegiate	03/30/2004	3	78-71-75=224	+8	141st/64	23-40
ACC Men's Golf Championships	04/18/2004	3	74-72-67=213	-3	111th/44	33-10
NCAA East Regional	05/22/2004	3	72-72-76=220	+10	141st/141	100-40
NCAA Championship	06/04/2004	4	70-69-77-71=287	+7	124th/156	132-23
SEASON TOTALS		39	2833 Avg. 72.64	+1		766-369

2004-05	Date	Rounds	Scores	Par	Rank	W-L
PING/Golfweek Preview Invitational	09/27/2004	3	71-73-70=214	+4	112th/75	63-11
Jerry Pate National Intercollegiate	10/12/2004	3	71-69-67=207	-6	18th/60	52-7
Isleworth Collegiate Invitational	10/26/2004	3	75-73-73=221	+5	120th/80	60-19
Carpet Capital Collegiate	11/7/2004	3	78-74-75=227	+11	140th/88	48-39
Western Refining Collegiate All-American	11/23/2004	3	70-71-71=212	-1	110th/29	19-9
TaylorMade/Waikoloa Intercollegiate	02/12/2005	3	69-69-65=203	-13	111th/109	98-10
Puerto Rico Classic	03/01/2005	3	68-71-71=210	-6	14th/90	86-3
Southern Highlands Collegiate Champs	03/13/2005	3	79-71-72=222	+6	125th/80	55-24
Oregon Duck Invitational	03/22/2005	3	72-74-75=221	+5	132nd/90	58-31
Hooties at Bulls Bay Intercollegiate	03/29/2005	3	66-73-73=212	-4	13rd/75	72-2
ACC Championship	04/17/2005	3	74-72-68=214	-2	2nd/50	48-1
NCAA East Regional	05/21/2005	3	68-69-70=207	-6	110th/141	131-9
NCAA Championship	06/04/2005	4	73-72-74-71=290	+10	127th/150	123-26
SEASON TOTALS		40	2860 Avg. 71.50	E		913-191

TYLER STRAFACI • DAVIE, FLA.

Career Honors and Statistics

Finalist for Byron Nelson Award	2020
GCAA All-American	2020 (HM)
GCAA All-East Region	2018, 2019, 2020
All-Atlantic Coast Conference	2018, 2020
North & South Amateur Champion	2020
Palmetto Amateur Champion	2020
U.S. Amateur Champion	2020
U.S. Walker Cup team	2021

Season	Rounds	Lo54	LoRnd	Par/-	Events	Top1	Top5	Top10	W-L	WLPct	Avg
2016-17	24	208	69	13	8	1	1	1	434-207	.677	72.54
2017-18	30	208	66	20	10	-	1	2	615-182	.772	71.30
2018-19	33	202	65	20	11	-	1	4	685-259	.726	71.15
2019-20	18	206	64	10	6	-	2	3	387-132	.746	71.94
Totals	105	202	64	63	35	1	5	10	2121-780	.731	71.65

Career Tournament Results

2016-17	Date	Rounds	Scores	Par	Rank	W-L
Golf Club of Georgia Collegiate	10/21-23/2016	3	75-73-73=221	+5	143rd/90	47-42
Cypress Point Classic	10/31/2016	(w/ Luke Schniederjans) def. Sigg/Ralston (UGA), 3.5-0.5				
Cypress Point Classic	10/31/2016	(w/ Luke Schniederjans) def. McNealy/Wu (Stanford), 3.5-0.5				
Cypress Point Classic	11/1/2016	lost to Cheng Jin (USC), 4-0				
Amer Ari Invitational	2/2-4/2017	3	69-70-69=208	-8	113th/120	107-12
Puerto Rico Classic	2/19-21/2017	3	80-71-73=224	+8	148th/75	27-47
Seminole Intercollegiate	3/10-12/2017	3	70-70-71=211	-5	118th/81	63-17
Valspar Collegiate Invitational	3/19-21/2017	3	73-69-69=211	-2	1st/78	77-0
Clemson Invitational	4/7-9/2017	3	81-71-75=227	+11	131st/70	39-30
Atlantic Coast Conference Championship	4/21-22/2017	3	69-79-77=225	+9	134th/60	26-33
NCAA Stanford Regional	5/15-17/2017	3	70-70-74=214	+4	127th/75	48-26
SEASON TOTALS		24	1741 Avg. 72.54	+1		434-207

2017-18	Date	Rounds	Scores	Par	Rank	W-L
Carpet Capital Collegiate	9/8-10/2017	3	74-70-71=215	-1	115th/81	66-14
Maul Jim Intercollegiate	9/22-24/2017	3	73-68-70=211	-5	4th/78	74-3
Franklin American Mortgage Collegiate	10/8-10/2017	3	78-71-70=219	+3	113th/68	55-12
Golf Club of Georgia Collegiate Inv.	10/20-22/2017	3	71-68-78=217	+1	149th/78	29-48
Amer Ari Invitational	2/1-3/2018	3	66-73-74=213	-3	132nd/114	82-31
Puerto Rico Classic	2/18-20/2018	3	69-71-73=213	E	17th/75	68-6
Valspar Collegiate Invitational	3/18-20/2018	3	73-72-70=215	-1	123rd/90	67-22
Irish Creek Intercollegiate	4/7-8/2018	3	71-76-73=220	+7	124th/88	64-23
Atlantic Coast Conference Championship	4/20-22/2018	3	70-70-68=208	-8	112th/60	48-11
NCAA Raleigh Regional	5/14-16/2018	3	68-69-71=208	-5	113th/75	62-12
SEASON TOTALS		30	2139 Avg. 71.30	E		615-182

2018-19	Date	Rounds	Scores	Par	Rank	W-L
Carpet Capital Collegiate	9/7-9/2018	3	70-65-77=212	-4	16th/81	75-5
Maul Jim Intercollegiate	9/21-23/2018	3	65-67-70=202	-8	16th/78	72-5
Jack Nicklaus Collegiate	10/8/2018	def. B. Petursson (Kent State), 2&1				
Jack Nicklaus Collegiate	10/8/2018	def. W. Miles (South Carolina), 2&1				
Golf Club of Georgia Collegiate Inv.	10/19-21/2018	3	71-70-74=215	-1	119th/75	56-18
Amer Ari Intercollegiate	2/7-9/2019	3	72-72-73=217	+1	154th/109	55-53
Puerto Rico Classic	2/17-19/2019	3	70-70-72=212	-4	17th/75	68-6
Southern Highlands Collegiate	3/3-5/2019	3	75-70-72=217	+1	124th/81	57-23
Valspar Collegiate Invitational	3/17-19/2019	3	67-73-76=216	+3	140th/84	44-39
Clemson Invitational	4/5-7/2019	3	68-68-68=204	-12	4th/81	77-3
Atlantic Coast Conference Championship	4/18-20/2019	3	67-73-73=213	-3	116th/60	44-15
NCAA Pullman Regional	5/13-15/2019	3	72-73-73=218	+8	60th/75	15-59
NCAA Championship	5/24-29/2019	3	75-70-77=222	+6	134th/156	122-33
SEASON TOTALS		33	2348 Avg. 71.15	E		685-259

2019-20	Date	Rounds	Scores	Par	Rank	W-L
Carpet Capital Collegiate	9/6-8/2019	3	73-69-70=212	-4	2nd/81	79-1
Olympia Fields/Fighting Illini Inv.	9/20-22/2019	3	69-78-70=217	+7	130th/84	54-29
Golf Club of Georgia Collegiate Inv.	10/18-20/2019	3	73-71-68=212	-4	5th/78	73-4
Cypress Point Classic	10/28/2019	(w/ Luke Schniederjans) def. Liu/Golembeski (California), 7&5				
Cypress Point Classic	10/28/2019	(w/ Luke Schniederjans) vs. Maruyama/Aurilla (UCLA), dnf				
Cypress Point Classic	10/29/2019	def. Evan Katz (Duke), 2&1				
Amer Ari Invitational	2/6-8/2020	3	64-67-75=206	-10	16th/123	117-5
Puerto Rico Classic	2/16-18/2020	3	82-74-71=227	+11	165th/75	10-64
Southern Highlands Collegiate	3/1-3/2020	3	75-74-72=221	+5	130th/84	54-29
SEASON TOTALS		18	1295 Avg. 71.94	E		387-132

ALL-TIME GREATS

NICHOLAS THOMPSON • CORAL SPRINGS, FLA.

Career Honors and Statistics

GCAA All-American	2002 (HM), 2003 (HM), 2004 (3rd), 2005 (2nd)
GCAA All-America Scholar	2004, 2005
All-Atlantic Coast Conference	2003, 2004, 2005
ACC Academic Honor Roll	2002, 2003, 2004, 2005
U.S. Walker Cup Team	2005
Georgia Tech Hall of Fame	2016

Season	Rounds	Lo54	LoRnd	Par/-	Events	Top1	Top5	Top10	W-L	WLPct	Avg
2001-02	31	207	67	14	10	-	2	3	675-209	.764	72.81
2002-03	36	202	64	16	12	-	1	2	831-290	.741	72.72
2003-04	36	208	64	21	12	-	2	5	920-156	.855	71.17
2004-05	40	203	65	18	13	1	3	5	898-206	.813	71.65
Totals	143	202	64	69	47	1	8	15	3324-861	.794	72.05

Career Tournament Results

2001-02	Date	Rounds	Scores	Par	Rank	W-L
Carpet Capital Collegiate	10/07/2001	3	75-69-79=223	+7	123rd/75	52-22
Jerry Pate National Intercollegiate	10/16/2001	3	75-76-79=230	+17	149th/60	11-48
Long Cove Invitational	11/11/2001	3	76-72-74=222	+9	126th/75	49-25
TaylorMade/Waikoloa Intercollegiate	02/15/2002	3	72-73-74=219	+3	120th/120	100-19
Puerto Rico Classic	02/26/2002	3	70-70-70=210	-6	3rd/75	72-2
Callaway Golf Las Vegas Collegiate	03/10/2002	3	69-71-77=217	+1	112th/84	72-11
PING/Golfweek Championships	04/07/2002	3	68-78-72=218	+2	110th/63	53-9
ACC Championship	04/21/2002	3	67-69-71=207	-9	12nd/45	43-1
NCAA East Regional	05/18/2002	3	75-72-75=222	+6	123rd/141	118-22
NCAA Championships	06/01/2002	4	67-73-75-74=289	+5	151st/156	105-50
SEASON TOTALS		31	2257 Avg. 72.81	+1		675-209

2002-03	Date	Rounds	Scores	Par	Rank	W-L
Carpet Capital Collegiate	09/29/2002	3	77-71-72=220	+4	136th/89	53-35
PING/Golfweek Preview	10/08/2002	3	77-78-73=228	+12	132nd/75	43-31
Jerry Pate National Intercollegiate	10/14/2002	2	70-68=138	-4	16th/60	54-5
Nelson Invitational	10/27/2002	3	66-69-67=202	-11	12nd/94	92-1
TaylorMade/Waikoloa Intercollegiate	02/14/2003	3	74-67-70=211	-3	111th/125	114-10
Puerto Rico Classic	02/25/2003	3	73-76-73=222	+6	124th/90	66-23
Toyota Collegiate Championship	03/09/2003	3	73-67-77=217	+1	124th/78	54-23
Morris Williams Intercollegiate	03/18/2003	3	74-75-76=225	+9	161st/90	29-60
Cleveland Golf/Augusta State Invit.	04/06/2003	3	77-64-72=213	-3	128th/90	62-27
ACC Championship	04/20/2003	3	77-77-72=226	+10	123rd/45	22-22
NCAA East Regional	05/17/2003	3	71-76-73=220	+4	143rd/141	98-42
NCAA Championship	05/30/2003	4	77-77-72-70=296	+8	112th/156	144-11
SEASON TOTALS		36	2618 Avg. 72.72	+1		831-290

2003-04	Date	Rounds	Scores	Par	Rank	W-L
Bank of Tennessee at the Ridges	09/14/2003	3	70-73-77=220	+4	131st/93	62-30
PING/Golfweek Preview Invitational	09/23/2003	2	74-69=143	+3	112th/75	63-11
Carpet Capital Collegiate	10/05/2003	3	75-68-68=211	-5	8th/89	81-7
Gary Koch/Cleveland Golf Intercollegiate	10/21/2003	3	67-69-75=211	-5	16th/78	72-5
TaylorMade/Waikoloa Intercollegiate	02/13/2004	3	64-77-71=212	-4	114th/105	91-13
Puerto Rico Classic	02/24/2004	3	75-74-70=219	+3	124th/88	64-23
Southern Highlands Collegiate	03/14/2004	3	74-67-77=218	+2	124th/77	53-23
Western Intercollegiate	03/23/2004	3	70-70-70=210	-E	14th/78	74-3
Atlanta Intercollegiate	03/30/2004	3	73-66-72=211	-5	18th/64	56-7
ACC Men's Golf Championships	04/18/2004	3	71-68-69=208	-8	13rd/44	41-2
NCAA East Regional	05/22/2004	3	72-73-70=215	+5	117th/141	124-16
NCAA Championship	06/04/2004	4	70-73-68-73=284	+4	117th/156	139-16
SEASON TOTALS		36	2562 Avg. 71.17	E		920-156

2004-05	Date	Rounds	Scores	Par	Rank	W-L
PING/Golfweek Preview Invitational	09/27/2004	3	71-74-73=218	+8	124th/75	51-23
Jerry Pate National Intercollegiate	10/12/2004	3	67-71-68=206	-7	13rd/60	57-2
Isleworth Collegiate Invitational	10/26/2004	3	74-70-70=214	-2	5th/80	75-4
Carpet Capital Collegiate	11/7/2004	3	73-74-75=222	+6	117th/88	71-16
Sun Bowl All-American Golf Classic	11/23/2004	3	67-65-72=204	-9	1st/29	28-0
TaylorMade/Waikoloa Intercollegiate	02/12/2005	3	68-69-66=203	-13	111th/109	98-10
Puerto Rico Classic	03/01/2005	3	70-71-70=211	-5	16th/90	84-5
Southern Highlands Collegiate Champs	03/13/2005	3	74-72-76=222	+6	125th/80	55-24
Oregon Duck Invitational	03/22/2005	3	74-69-74=217	+1	112th/90	78-11
Hooties at Bulls Bay Intercollegiate	03/29/2005	3	76-75-75=226	+10	145th/75	30-44
ACC Championship	04/17/2005	3	74-73-73=220	+4	110th/50	40-9
NCAA East Regional	05/21/2005	3	72-72-69=213	-E	133rd/141	108-32
NCAA Championship	06/04/2005	4	75-69-77-69=290	+10	127th/150	123-26
SEASON TOTALS		40	2866 Avg. 71.65	E		898-206

CAMERON TRINGALE • LAGUNA NIGUEL, CALIF.

Career Honors and Statistics

GCAA All-American	2006 (2nd), 2007 (2nd), 2008 (HM), 2009 (1st)
GCAA All-America Scholar	2008, 2009
All-Atlantic Coast Conference	2006, 2007, 2008, 2009
Academic All-ACC	2007, 2008, 2009
ACC Academic Honor Roll	2007, 2008, 2009
U.S. Walker Cup Team	2009
U.S. Palmer Cup Team	2009

Season	Rounds	Lo54	LoRnd	Par/-	Events	Top1	Top5	Top10	W-L	WLPct	Avg
2005-06	37	202	65	20	12	2	4	6	883-205	.812	72.19
2006-07	37	201	64	21	12	-	2	5	782-163	.828	71.49
2007-08	32	200	65	18	11	-	3	4	604-283	.681	72.22
2008-09	33	205	67	18	11	2	4	7	825-117	.876	71.36
Totals	139	200	64	77	46	4	13	22	3094-768	.801	71.81

Career Tournament Results

2005-06	Date	Rounds	Scores	Par	Rank	W-L
Ping/Golfweek Preview Invitational	09/28/2005	3	75-77-69=221	+5	128th/75	47-27
Jerry Pate National Intercollegiate	10/11/2005	3	73-67-67=207	-6	14th/60	56-3
Isleworth-UCF Collegiate Invitational	10/25/2005	3	74-74-82=230	+14	145th/90	45-44
Carpet Capital Collegiate	11/06/2005	3	79-69-74=222	+6	140th/90	50-39
UH Hilo Intercollegiate	02/10/2006	3	65-67-70=202	-11	1st/105	104-0
Puerto Rico Classic	02/28/2006	3	70-70-78=218	+2	127th/90	63-26
Southern Highlands Collegiate	03/12/2006	3	78-72-80=230	+14	130th/79	49-29
Morris Williams Intercollegiate	04/04/2006	3	70-70-74=214	-2	18th/91	83-7
The United States Intercollegiate	04/11/2006	3	72-77-73=222	+6	121st/69	48-20
ACC Men's Championship	04/23/2006	3	69-65-72=206	-10	1st/54	53-0
NCAA Central Regional	05/20/2006	3	71-71-72=214	+1	14th/141	137-3
NCAA Championship	06/03/2006	4	73-70-68-74=285	-3	18th/156	148-7
SEASON TOTALS		37	2671 Avg. 72.19	E		883-205

2006-07	Date	Rounds	Scores	Par	Rank	W-L
Carpet Capital Collegiate	09/17/2006	3	73-74-66=213	-3	119th/90	71-18
Olympia Fields/Fighting Illini Invit.	09/25/2006	3	74-76-69=219	+3	113th/60	47-12
Ping/Golfweek Preview Invitational	10/04/2006	3	73-74-68=215	+5	131st/75	44-30
Isleworth-UCF Collegiate Invitational	10/24/2006	3	70-77-77=224	+8	125th/89	64-24
Western Refining College All-America	11/21/2006	3	77-67-70=214	+1	22nd/28	6-21
UH Hilo Intercollegiate	02/09/2007	3	64-64-73=201	-9	15th/94	89-4
Puerto Rico Classic	02/27/2007	3	71-70-74=215	-1	117th/90	73-16
Southern Highlands Collegiate	03/11/2007	3	73-70-76=219	+3	110th/79	69-9
United States Collegiate Championship	04/11/2007	3	72-77-72=221	+5	18th/76	68-7
ACC Championship	04/22/2007	3	72-68-69=209	-7	2nd/54	52-1
NCAA East Regional	05/19/2007	3	67-70-80=217	+1	114th/141	127-13
NCAA Championship	06/02/2007	4	67-68-69-74=278	-2	19th/81	72-8
SEASON TOTALS		37	2645 Avg. 71.49	E		782-163

2007-08	Date	Rounds	Scores	Par	Rank	W-L
Carpet Capital Collegiate	09/16/2007	3	77-84-75=236	+20	182nd/90	8-81
Brickyard Collegiate Championships	10/09/2007	3	70-68-68=206	-10	13rd/74	71-2
Isleworth CF Collegiate	10/23/2007	3	74-72-72=218	+2	133rd/90	67-22
Western Refining All-American Classic	11/20/2007	3	74-73-69=216	+3	24th/28	4-23
UH Hilo Invitational	02/08/2008	3	65-67-68=200	-10	4th/96	92-3
Puerto Rico Classic	03/02/2008	3	74-73-70=217	+1	117th/79	62-16
Southern Highlands Collegiate	03/09/2008	3	71-69-76=216	-E	17th/79	72-6
United States Collegiate Championship	03/26/2008	3	69-71-73=213	-3	5th/78	73-4
Administrast ASU Invitational	04/06/2008	2	71-74=145	+1	127th/89	62-26
ACC Championship	04/20/2008	3	71-72-69=212	-4	113th/55	42-12
NCAA Central Regional	05/17/2008	3	80-74-78=232	+19	189th/140	51-88
SEASON TOTALS		32	2311 Avg. 72.22	+1		604-283

2008-09	Date	Rounds	Scores	Par	Rank	W-L
Carpet Capital Collegiate	09/14/2008	3	75-73-67=215	-1	17th/90	83-6
Ping/Golfweek Preview Invitational	09/30/2008	3	75-67-72=214	+1	113th/75	62-12
Brickyard Collegiate Championship	10/13/2008	3	67-75-69=211	+1	1st/80	79-0
Isleworth-UCF Collegiate	10/28/2008	3	71-72-75=218	+2	110th/90	80-9
UH-Hilo Intercollegiate	02/6/2009	3	74-73-67=214	-2	110th/100	90-9
Puerto Rico Classic	03/01/2009	3	70-75-70=215	-1	121st/74	53-20
Southern Highlands Collegiate	03/15/2009	3	67-70-68=205	-11	1st/80	79-0
United States Collegiate Championship	04/07/2009	3	73-79-75=227	+11	141st/78	37-40
ACC Championship	04/19/2009	3	67-69-71=207	-9	13rd/55	52-2
NCAA Central Regional	05/16/2009	3	69-74-71=214	-2	13rd/75	72-2
NCAA Championship	05/28/2009	3	74-67-74=215	+2	118th/156	138-17
SEASON TOTALS		33	2355 Avg. 71.36	E		825-117

ALL-TIME GREATS

MATT WEIBRING • PLANO, TEXAS

Career Honors and Statistics

GCAA All-American	2000 (HM), 2002 (3rd)
All-Atlantic Coast Conference	2002
ACC Academic Honor Roll	2001

Season	Rounds	Lo54	LoRnd	Par/-	Events	Top1	Top5	Top10	W-L	WLPct	Avg
1998-99	9	225	74	-	3	-	-	-	96-132	.421	76.00
1999-00	25	214	67	11	8	-	-	1	476-247	.658	72.96
2000-01	35	210	68	17	12	-	-	1	678-376	.643	73.74
2001-02	34	207	65	17	11	-	4	5	728-230	.760	72.32
Totals	103	207	65	45	34	-	4	7	1978-985	.668	73.28

Career Tournament Results

1998-99	Date	Rounds	Scores	Par	Rank	W-L
PING/Golfweek Preview Invitational	9/28-29/98	3	80-78-75=233	+17	149th/75	26-48
Duke Golf Classic	10/18-19/98	3	74-75-77=226	+10	149th/81	32-48
Chris Schenkel/E-Z-Go Invitational	3/27-28/99	3	75-75-75=225	+9	137th/75	38-36
SEASON TOTALS		9	684 Avg. 76.00	+4		96-132

1999-2000	Date	Rounds	Scores	Par	Rank	W-L
PING/Golfweek Preview Invitational	9/19-21/99	3	73-71-71=215	-1	112th/90	78-11
Carpet Capital Collegiate	10/1-3/99	3	74-76-80=230	+14	160th/75	15-59
Golf World/Palmetto Dunes Invitational	11/5-7/99	3	73-70-71=214	-2	130th/89	59-29
Las Vegas Intercollegiate	3/10-12/00	3	73-71-76=220	+4	146th/75	29-45
U.S. Collegiate Championship	4/7-9/00	3	73-69-73=215	-1	114th/60	46-13
Atlantic Coast Conference Championship	6/6/2000	3	72-75-79=226	+10	131st/45	14-30
NCAA East Regional	5/18-20/00	3	78-77-73=228	+15	156th/141	85-55
NCAA Championship	5/31-6/3/00	4	71-71-67-67=276	-12	6th/156	150-5
SEASON TOTALS		25	1824 Avg. 72.96	+1		476-247

2000-01	Date	Rounds	Scores	Par	Rank	W-L
PING/Golfweek Preview Invitational	9/25-26/00	2	76-76=152	+8	144th/80	36-43
Carpet Capital Collegiate	10/6/00	3	71-73-82=226	+10	136th/80	44-35
Jerry Pate Intercollegiate	10/16-17/00	3	71-75-71=217	+4	127th/60	33-26
Golf World Invitational	11/3-5/00	3	69-70-74=213	-3	128th/90	62-27
Taylor Made/Waikoloa Intercollegiate	2/15-17/01	3	85-80-72=237	+21	167th/120	53-66
Puerto Rico Classic	2/25-27/01	3	75-75-69=219	+3	115th/75	60-14
Las Vegas Intercollegiate	3/9-11/01	3	85-69-69=223	+7	133rd/75	42-32
Morris Williams Intercollegiate	3/26/01	2	73-77=150	+6	137th/84	47-36
Ford U.S. Collegiate Championships	4/4-6/01	3	71-68-79=218	+2	116th/60	44-15
Atlantic Coast Conference Championship	4/20-22/01	3	73-71-72=216	-E	112th/45	33-11
NCAA East Regional	5/17-19/01	3	69-71-70=210	-6	110th/141	131-9
NCAA Championship	5/30-6/2/01	4	76-78-75-71=300	+12	163rd/156	93-62
SEASON TOTALS		35	2581 Avg. 73.74	+2		678-376

2001-02	Date	Rounds	Scores	Par	Rank	W-L
PING/Golfweek Preview Invitational	09/30/2001	3	74-77-76=227	+14	155th/75	20-54
Carpet Capital Collegiate	10/07/2001	3	71-74-75=220	+4	117th/75	58-16
Jerry Pate National Intercollegiate	10/16/2001	3	75-70-76=221	+8	128th/60	32-27
Long Cove Invitational	11/11/2001	3	73-70-69=212	-1	4th/75	71-3
TaylorMade/Waikoloa Intercollegiate	02/15/2002	3	73-70-79=222	+6	137th/120	83-36
Puerto Rico Classic	02/26/2002	3	69-77-65=211	-5	14th/75	71-3
Callaway Golf Las Vegas Collegiate	03/10/2002	3	77-70-71=218	-2	119th/84	65-18
PING/US Collegiate Championships	04/07/2002	3	69-73-72=214	+2	7th/63	56-6
ACC Championship	04/21/2002	3	68-70-69=207	-9	12nd/45	43-1
NCAA East Regional	05/18/2002	3	70-71-75=216	-E	5th/141	136-4
NCAA Championships	06/01/2002	4	70-74-74-73=291	+7	163rd/156	93-62
SEASON TOTALS		34	2459 Avg. 72.32	+1		728-230

JAMES WHITE • ACWORTH, GA.

Career Honors and Statistics

GCAA All-American	2011 (1st team), 2012 (3rd)
Byron Nelson Award recipient	2012
GCAA All-America Scholar	2011, 2012
CoSIDA Academic All-American	2012
All-Atlantic Coast Conference	2010, 2011, 2012
ACC Scholar-Athlete of the Year	2012
Academic All-ACC	2009, 2010, 2011, 2012
ACC Academic Honor Roll	2009, 2010, 2011, 2012
U.S. Palmer Cup Team	2012

Season	Rounds	Lo54	LoRnd	Par/-	Events	Top1	Top5	Top10	W-L	WLPct	Avg
2008-09	27	208	68	7	9	-	-	2	324-440	.424	74.78
2009-10	31	211	67	12	11	-	-	2	746-238	.758	72.39
2010-11	32	204	62	19	11	2	4	8	765-107	.877	71.56
2011-12	33	206	66	24	11	-	5	5	726-126	.852	71.18
Totals	123	204	62	62	42	2	9	17	2561-911	.738	72.37

Career Tournament Results

2008-09	Date	Rounds	Scores	Par	Rank	W-L
Ping/Golfweek Preview Invitational	09/30/2008	3	76-76-83=235	+22	171st/75	4-70
Brickyard Collegiate Championship	10/13/2008	3	75-73-72=220	+10	128th/80	52-27
UH-Hilo Intercollegiate	02/6/2009	3	80-77-72=229	+13	160th/100	40-59
Puerto Rico Classic	03/01/2009	3	68-70-70=208	-8	16th/74	68-5
Southern Highlands Collegiate	03/15/2009	3	75-77-77=229	+13	157th/80	23-56
United States Collegiate Championship	04/07/2009	3	73-80-77=230	+14	155th/78	23-54
ACC Championship	04/19/2009	3	71-71-70=212	-4	16th/55	49-5
NCAA Central Regional	05/16/2009	3	75-75-76=226	+10	139th/75	36-38
NCAA Championship	05/28/2009	3	79-77-74=230	+17	1127th/156	29-126
SEASON TOTALS		27	2019 Avg. 74.78	+3		324-440

2009-10	Date	Rounds	Scores	Par	Rank	W-L
Mason Rudolph Intercollegiate	09/29/2009	2	69-74=143	+1	130th/90	60-29
Brickyard Collegiate Championship	10/11/2009	2	71-73=144	-E	115th/84	69-14
UNCG Bridgestone Collegiate	10/25/2009	3	73-73-67=213	-3	14th/84	70-13
Mauna Lani Invitational	02/05/2010	3	78-70-67=215	-1	116th/120	114-5
Puerto Rico Classic	02/23/2010	3	69-71-71=211	-5	115th/75	60-14
Southern Highlands Collegiate Masters	03/14/2010	3	75-79-73=227	+11	116th/79	63-15
Linger Longer Invitational	03/28/2010	3	73-76-68=217	+1	17th/88	81-6
Wolfpack Intercollegiate	04/10/2010	3	75-72-75=222	+9	132nd/89	57-31
ACC Championship	04/25/2010	3	73-73-70=216	-E	119th/55	36-18
NCAA Southeast Regional	05/22/2010	3	71-72-72=215	+5	123rd/75	52-22
NCAA Championship (stroke play)	06/03/2010	3	77-72-72=221	+5	172nd/156	84-71
NCAA Championship (match play)	06/04/2010		def. Mitch Krywulycz (Augusta State), 2&1			
SEASON TOTALS		31	2244 Avg. 72.39	+1		746-238

2010-11	Date	Rounds	Scores	Par	Rank	W-L
Carpet Capital Collegiate	9/11-13/2010	3	71-74-74=219	+3	119th/60	41-18
Ping/Golfweek Preview	9/26-28/2010	3	74-76-81=231	+15	143rd/75	32-42
Brickyard Collegiate	10/8-10/2010	3	71-72-70=213	-3	18th/84	76-7
United States Collegiate Championship	10/24-26/2010	3	62-70-72=204	-12	1st/78	77-0
Amer Ari Invitational	2/2-4/2011	3	72-66-71=209	-7	110th/114	104-9
Puerto Rico Classic	2/20-22/2011	3	69-69-68=206	-10	1st/75	74-0
Southern Highlands Collegiate Masters	3/11-13/2011	3	74-74-68=216	-E	15th/80	75-4
Yellow Jacket Classic	4/16-17/2011	2	75-76=151	+7	113th/31	18-12
Atlantic Coast Conference Championship	4/22-24/2011	3	72-73-68=213	-3	18th/55	47-7
NCAA East Regional	5/19-21/2011	3	73-71-68=212	-4	12nd/75	73-1
NCAA Championship (stroke play)	5/31-6/2/2011	3	67-73-76=216	-E	18th/156	148-7
NCAA Championship (match play)	6/3/2011		lost to Patrick Reed (Augusta State), 3&2			
SEASON TOTALS		32	2290 Avg. 71.56	-E		765-107

2011-12	Date	Rounds	Scores	Par	Rank	W-L
Golfweek Conference Challenge	9/25-27/2011	3	76-73-71=220	+4	118th/75	57-17
Brickyard Collegiate	10/7-9/2011	3	71-72-75=218	+2	114th/84	70-13
United States Collegiate Championship	10/23-25/2011	3	69-72-76=217	+1	119th/75	56-18
Western Refining All-American Classic	11/21-22/2011	3	68-71-69=208	-5	4th/27	23-3
Amer Ari Invitational	2/1-3/2012	3	70-70-68=208	-8	14th/116	112-3
Puerto Rico Classic	2/19-21/2012	3	70-66-72=208	-8	3rd/75	72-2
Seminole Intercollegiate	3/9-11/2012	3	68-68-70=206	-7	13rd/96	93-2
Barona Collegiate Cup	3/22-23/2012	3	74-73-68=215	-1	127th/107	80-26
Gary Koch Invitational	4/7-8/2012	3	71-71-70=212	-4	15th/78	73-4
Atlantic Coast Conference Championship	4/20-22/2012	3	70-68-77=215	-1	116th/55	39-15
NCAA Norman Regional	5/17-19/2012	3	69-74-79=222	+6	124th/75	51-23
SEASON TOTALS		33	2349 Avg. 71.18	-1		726-126

ALL-TIME COLLEGIATE TOURNAMENT CHAMPIONS

1927

Watts Gunn, National Collegiate Championship, Garden City, N.J. (match play)

1934

Charlie Yates, National Collegiate Championship, Cleveland, Ohio (match play)

1938

Tommy Barnes, Southern Intercollegiate, Athens, Ga. (score unknown)

1948

Albert Swann, Southeastern Conference Championship, Athens, Ga. (73)

1984-85

Bill McDonald, John Ryan Memorial, Durham, N.C. (67-69-72 – 208)
Bill McDonald, Gator Bowl Intercollegiate, Jacksonville, Fla. (74-72-75 – 221)
Bill McDonald, Iron Duke Classic, Durham, N.C. (73-68-71 – 212)
Nacho Gervas, MacGregor Intercollegiate, Pickens, S.C. (69-72-73 – 214)
Bob McDonnell, ACC Championship, Greensboro, N.C. (68-69-68 – 205)
Bob McDonnell, Southern Intercollegiate, Athens, Ga. (70-67-69 – 206)

1985-86

Bob McDonnell, Miami National Collegiate, Miami, Fla. (71-70-70 – 211)
Bill McDonald, Iron Duke Classic, Durham, N.C. (69-68-71 – 208)

1986-87

Jay Nichols, ImperialLakes Classic, Lakeland, Fla. (69-70 – 139)
Charlie Rymer, Furman Invitational, Greenville, S.C. (68-74 – 142)

1987-88

Charlie Rymer, ImperialLakes Classic, Lakeland, Fla. (69-69-68 – 206)

1988-89

Charlie Rymer, Tournament of Champions, Knoxville, Tenn. (69-73-71 – 213)
Charlie Rymer, Southern Intercollegiate, Athens, Ga. (74-74-67 – 215)

1989-90

Charlie Rymer (T1), Southern Intercollegiate, Athens, Ga. (69-70-69 – 208)

1990-91

David Duval, Furman Intercollegiate, Greenville, N.C. (70-68 – 138)
David Duval (T1), ACC Championship, Rocky Mount, N.C. (67-70 – 138)
Chan Reeves, NCAA East Regional, New Haven, Conn. (69-69-69 – 207)

1991-92

David Duval, Sun Bowl All-America Golf Classic, El Paso, Texas (67-72-67 – 206)
David Duval, Cavalier Classic, Charlottesville, Va. (68-75-70 – 213)
Jimmy Johnston, NCAA East Regional, Hamilton, N.Y. (72-67-70 – 209)

1992-93

David Duval (T1), UNLV Rebel Classic (71-70-67 – 208)
Stewart Cink (T1), UNLV Rebel Classic (68-71-69 – 208)
Jason Walters, Ping Arizona Collegiate (71-71-70 – 212)
David Duval, ACC Championship, Rocky Mount, N.C. (70-69-67 – 206)
David Duval, Cavalier Classic (73-69-72 – 214)
David Duval, Perry Maxwell Collegiate, Ardmore, Okla. (68-70-70 – 207)

1993-94

Mikko Rantanen, NCAA Golf Challenge, Rio Grande, P.R. (73-72-70 – 215)
Mikko Rantanen, ACC Championship, Rocky Mount, N.C. (71-72-66 – 209)

1994-95

Stewart Cink, Ping/Golfweek Preview Invitational, Columbus, Ohio (70-70 – 140)
Stewart Cink, NCAA Golf Challenge, Rio Grande, P.R. (69-69-70 – 208)
Stewart Cink, Carpet Capital Collegiate, Rocky Face, Ga. (74-65-73 – 212)
Stewart Cink (T1), The Maxwell, Armore, Okla. (69-66-76 – 211)

1996-97

Matt Kuchar, Tennessee Tournament of Champions, Knoxville, Tenn. (70-67-69 – 206)
Matt Kuchar, Furman Intercollegiate, Greenville, S.C. (69-70-70 – 209)

1997-98

Matt Kuchar, Puerto Rico Golf Classic, Rio Grande, P.R. (68-70-70 – 208)
Bryce Molder (T1), Carpet Capital Collegiate, Rocky Face, Ga. (74-69-69 – 212)
Matt Kuchar, NCAA East Regional, Dauluskie Island, S.C. (64-69-69 – 202)

1998-99

Carlton Forrester (T1), Waikoloa Intercollegiate, Kona, Hawaii (64-75-82 – 221)
Matt Kuchar (T1), Waikoloa Intercollegiate, Kona, Hawaii (71-74-76 – 221)
Bryce Molder (T1), Golf Digest Intercollegiate, Las Vegas, Nev. (70-69-69 – 208)
Bryce Molder, Carpet Capital Collegiate, Rocky Face, Ga. (66-71-67 – 204)

1999-2000

Bryce Molder, Carpet Capital Collegiate, Rocky Face, Ga. (68-68-68 – 204)
Matt Kuchar (T1), Sun Bowl All-America Golf Classic, El Paso, Texas (69-67-72 – 208)
Bryce Molder (T1), Waikoloa Intercollegiate, Kona, Hawaii (66-69-73 – 208)
Matt Kuchar (T1), Waikoloa Intercollegiate, Kona, Hawaii (68-69-71 – 208)
Bryce Molder, ACC Championship, New London, N.C. (72-67-67 – 206)

2000-01

Bryce Molder, Ping/Golfweek Preview Invitational, Durham, N.C. (68-72 – 140)
Bryce Molder, Jerry Pate National Collegiate, Birmingham, Ala. (67-62-67 – 196)
Bryce Molder, Morris Williams Intercollegiate, Austin, Texas (67-68 – 135)

2001-02

Troy Matteson, Taylor Made/Waikoloa Intercollegiate, Kona, Hawaii (67-70-73 – 210)
Troy Matteson, Puerto Rico Classic, Rio Grande, P.R. (69-65-71 – 205)
Troy Matteson (T1), Las Vegas Collegiate, Las Vegas, Nev. (70-69-69 – 208)
Troy Matteson, NCAA Championship, Columbus, Ohio (73-66-70-67 – 276)

2002-03

Troy Matteson (T1), Carpet Capital Collegiate, Rocky Face, Ga. (72-64-69 – 205)
Troy Matteson, NCAA East Regional, Auburn, Ala. (68-67-66 – 201)

2004-05

Nicholas Thompson (T1), Sun Bowl All-America Golf Classic, El Paso, Texas (67-65-72 – 204)

2005-06

Cameron Tringale, UH-Hilo Intercollegiate, Waikoloa, Hawaii (65-67-70 – 202)
Cameron Tringale, ACC Championship, New London, N.C. (69-65-72 – 206)

2006-07

Roberto Castro (T1), Puerto Rico Classic (68-70-71 – 209)

2007-08

Chesson Hadley, Carpet Capital Collegiate (65-69-74 – 208)

2008-09

Cameron Tringale, Brickyard Collegiate (67-75-69 – 211)
Cameron Tringale, Southern Highlands Collegiate (67-70-68 – 205)

2009-10

Chesson Hadley, ACC Championship (69-66-71 – 206)

2010-11

James White, United States Collegiate Championship (62-70-72 – 204)
James White, Puerto Rico Classic (69-69-68 – 206)
Seth Reeves, Grub Mart Collegiate (76-71-66 - 213)
Paul Haley, Yellow Jacket Classic (71-68 - 139)
Paul Haley, ACC Championship (68-68-70 - 206)

2012-13

Bo Andrews (T1), Gary Koch Invitational (71-70-66 – 207)
Anders Albertson, ACC Championship (66-67-68 – 201)

2013-14

Ollie Schniederjans (T1), Carpet Capital Collegiate (67-67-73 – 207)
Seth Reeves, Tar Heel Intercollegiate (69-69-70 – 208)
Seth Reeves (T1), Brickyard Collegiate (70-68-69 – 207)
Ollie Schniederjans, United States Collegiate Championship (66-69-71 – 206)
Ollie Schniederjans, Valspar Invitational at Floridian (67-67-67 – 201)
Ollie Schniederjans (T1), Robert Kepler Intercollegiate (70-73-67 – 210)
Ollie Schniederjans, ACC Championship (65-70-69 – 204)

2014-15

Ollie Schniederjans, Carpet Capital Collegiate (72-64-68 – 204)
Anders Albertson, Robert Kepler Intercollegiate (71-67-70 – 208)
Vincent Whaley, Robert Kepler Intercollegiate (71-67-70 – 208)
Anders Albertson (T1), ACC Championship (67-69-69 – 205)

Career Victories

Name	Total	Reg	Post
Bryce Molder (1998-2001)	9	8	1
David Duval (1990-93)	8	6	2
Matt Kuchar (1997-2000)	7	6	1
Ollie Schniederjans (2011-15)	6	5	1
Troy Matteson (2000-2003)	6	4	2
Stewart Cink (1992-95)	5	5	-
Charlie Rymer (1987-90)	5	5	-
Bill McDonald (1985-88)	4	4	-
Cameron Tringale (2006-09)	4	3	1
Anders Albertson (2011-15)	3	1	2
Bob McDonnell (1983-86)	3	2	1
Seth Reeves (2010-14)	3	3	-
Luke Schniederjans (2016-20)	3	3	-
Chesson Hadley (2006-10)	2	1	1
Paul Haley (2008-11)	2	1	1
Mikko Rantanen (1993-94)	2	1	1
James White (2009-12)	2	2	-
Vincent Whaley (2013-17)	2	2	-
Bartley Forrester (2019-present)	2	2	-
Watts Gunn (1926-27)	1	-	1
Jimmy Johnston (1991-92)	1	-	1
Chan Reeves (1988-91)	1	-	1
Albert Swann, Jr. (1948-49)	1	-	1
Charlie Yates (1932-34)	1	-	1
Bo Andrews (2009-14)	1	1	-
Tommy Barnes (1935-38)	1	1	-
Roberto Castro (2004-07)	1	1	-
Carlton Forrester (1997-2000)	1	1	-
Nacho Gervas (1984-87)	1	1	-
Jacob Joiner (2014-18)	1	1	-
Jay Nichols (1984-87)	1	1	-
Chris Petefish (2014-18)	1	1	-
Tyler Strafaci (2016-20)	1	1	-
Nicholas Thompson (2002-05)	1	1	-
Jason Walters (1993-96)	1	1	-
<i>Reg = regular-season</i>			
<i>Post = conference, NCAA regional or NCAA championship</i>			

2015-16

Jacob Joiner, Carpet Capital Collegiate (66-74-72 – 212)
Vincent Whaley, Clemson Invitational (70-67-71 – 208)

2016-17

Luke Schniederjans, Carpet Capital Collegiate (69-66-70 – 205)
Luke Schniederjans, Puerto Rico Classic (68-73-65 – 206)
Tyler Strafaci, Valspar Collegiate Invitational (73-69-69 – 211)

2017-18

Chris Petefish, General James Hackler Championship (72-68-69 – 209)

2019-20

Luke Schniederjans, Carpet Capital Collegiate (68-67-72 – 207)
Bartley Forrester (co-champion), Puerto Rico Classic (72-66-69 – 207)

2021-22

Bartley Forrester (co-champion), The Calusa Cup (66-70-75 – 211)

No individual victories in 1995-96, 2003-04, 2011-12, 2017-18, 2018-19 or 2020-21

**Lost in a playoff for medalist honors, and is not counted among his official victories. All other (T1) denote title was shared or the playoff was won.*

ALL-TIME LETTERWINNERS

A

Adair, Bobby	1941
Adair, Perry	1918-19
Albertson, Anders R.	2012-13-14-15
Albright, John R.	1965
Allen, Ivan	1931
Allen III, Silas L. (Chip)	1970-71
Allen III, Thomas J.	1969
Anderson	1975
Anderson, Robert F.	1995-96
Andrews, Alexander (Bo)	2010, 12-13-14
Applegate, Johnny	1977
Arnold, J. Noble	1950-51-52

B

Bachman, Tommy H.	1950-51-52
Bachmans, Johnny	1926
Bailes, Charles E.	1974
Baird, Michael J.	1991-92
Baker Jr., Gordon B. (Buddy)	1961-62-63
Balentine	1948
Barbosa, Michael L.	2003-04-05-06
Barker, Shawn C.	1982
Barnes Jr., Edward T.	1950, 56-57
Barnes, Robert B.	1947
Barnes, Tommy	1935-36-37-38
Beach, George D.	1960
Beautell, Carlos L.	1992-93-94-95
Beer, Joseph L.	1970
Blalock, William P.	1973
Bowden III, Bicknell E. (Bo)	1975-76-77-78
Bowden, Daniel K.	2007-08
Boyd, A.J.	1918
Brannon, J.T.	1925
Bratton, Adam	2021-22
Brooks, Gene	1938
Brown Jr., Frank Arnold	1969-70
Brown, Pratt	1931
Brumby, Charlie	1927, 29
Burns, Peter	1979
Busch, Ronald L.	1970-71-72

C

Calley, Bill	1937
Carroll, Bradley G.	1996
Cassini, Nick	1997
Castro, Roberto M.	2004-05-06-07
Cates, George E.	1959
Cavin, John M.	1964-65-66
Caye, W.C.	1940
Cheek, Edwin W.	1968
Cink, Stewart E.	1992-93-94-95
Clark, James C.	2015-18, 19
Clark II, M. Michael	1988-89-90-91
Clark, William D.	1947-48
Clay, Gordon C.	1946-47-48-49
Clay, J.P.	1940, 46
Cleveland Jr., James R.	1959-60
Cochran, James H. (Chip)	1981-82
Cohan, Adam R.	2006-07-08-09
Coker, Donald R.	1961
Coles, Donald L.	1952
Collins, J.F.	1940
Cook, Jack	1938
Copeland Jr., Morris R.	1957-58
Copeland, R. Dallas	1960-61
Cranford, Adam G.	2001-02-03
Cress II, Michael A.	1994
Cribb Jr., Rembert T.	1969
Cromer, Billy	1937
Crowley, T.S.	1940
Cubit, Christopher	1987-88
Czuchry, Drew	2012-13, 15

D

Daniels, Charlie	1934
Dickson, Will G.	2019-20-21
Dixon, Joseph Lamar	1986-87
Donahue, Mike	1977-78
Dragoo, David C.	2006-07-08-09
Dudley, Robert L.	1969
Dudley, William E.	1966-67-68
Duval, David R.	1990-91-92-93

E

Eager, Bill	1935-36
Earthman, Bill	1947
Edge III, Arthur B. (Skin)	1954
Edge, Edward W. (Ned)	1953-54-55-56
Edwards, Richard C.	1953-54
Edwards Jr., William V.	1963-64
Elliott, Randolph S.	1975
Ervin, R.T.	1946
Ethridge, Gene L.	1948
Espy III, Robert W.	1971-72-73
Ewing, Charles A.	1948-49
Ewing, Morris M. (Lefty)	1959-60-61

F

Farnsworth, Bip	1924-25
Farris, Henry A. (Pete)	1952
Fillipowicz, Matthew J.	1995
Florence, Harold	1940-41
Forward, Roy C.	1958
Forrester, Bartley	2020-21-22
Forrester, Carlton M.	1997-98-99-2000
Fortenberry	1975
Foward, Roy	1958
Fuller, Alan C.	1981-82-83

G

Gayle, Sidney A.	1940-41
Gervas, J. Ignacio	1984-85-86-87
Gilliland, Bill	1978-79
Ginn, Billy	1934-35
Ginn, J.C.	1940
Green Jr., Thomas H.	1946-47-48-49
Griffin, John Tyler	2008-09-10-11
Gunn, Watts	1926-27
Gurley, Paul D.	1947
Guyton, Alan B.	1970-71

H

Hadley, Chesson T.	2007-08-09-10
Hailey, C. David	1974-75
Hak, Shun Yat	2013
Haley II, Paul D.	2008, 10-11
Haley III, Robert L.	1978-79
Hall, Rich	1976
Hall, Taylor A.	2006-07-08-09
Harbist, Frank	1981-82
Harris, George	1932
Harrison, Carl	1931
Harrison, Charles W.	1950, 52
Haynie, Seth R.	1947
Hendrick, Gayle	1941
Henry Jr., George W. (Bunky)	1965-67
Herrom, Ed	1930
Heyward, J.S.	1970
Hill III, Gabriel C.	1954-56
Hines, Michael P.	2013, 15-16-17
Hocking, Nelson W.	1947
Holditch, Stanley	1935-36-37
Holroyd III, Francis L. (Trey)	1989
Hopson, David B.	1981-82-83-84-85
Hopson, Steven M.	1975-76-77-78
Horak, Robert H.	1962, 64
Houillon, E. Lanny	1970-71-72-73
Howden Fred J.	1918
Howe, Connor C.	2019-20-21-22
Howell, Dixie	1938
Howell, Homer S. (Scott)	1949-50-51
Hudson, Scott	1929-30-31
Hugenberg, Keith	1981-82
Hugenberg, Todd	1981
Hughes, Melvin L.	1969
Hulse, Samuel M.	1992, 94-96
Humphreys, Roy W.	1960, 62
Hunter, Richard L., Jr.	1972-73

I

Inman, Walker	1924
Irvin, Merriman	1927, 1929
Isenhour, John H. (Tripp), III	1987-88-89-90

J

Johnson, C. Michael	1974-75-76
Johnson Jr., George D.	1954-55-56-57
Johnson, J. Douglas	1978-79
Johnson, Lynwood A.	1953
Johnson, Roger B.	1957-58
Johnston, H. James	1991-92
Johnston, Thomas C.	1993
Joiner, Jacob M.	2015-16-17-18
Joiner, Tyler P.	2016-16-17-18
Jones, Ben	1935
Jones, W.C.	1950
Jordan, Thomas G.	2003-04-05-06

K

Karaulic, Luka	2021-22
Kelley, Jefferson	1941
Kite, Larry L.	1964
Kramer, Aidan	2022
Krauth, Walter	1977
Kuchar, Matthew G.	1997-98-99-2000

L

LaClair Jr., Huston L. (Paddy)	1949-50-51
Lamprecht, Christo	2021-22
Landrey, Frank E.	1961-62-63
Lane, Joseph H.	1962-63
Larsen, Kevin B.	2004-05-06-07
Latimer, Wes D.	1998-99-2000-01

Leach, John	1929
Leach Jr., William O. (Bill)	1958
Legg, Frank	1937-38
Lowe, Joe F., Jr.	1977
Lowery, Joseph M. (Jody)	1978-79-80-81
Lynn, J.H.	1924

M

Maddox, John R.	1952-53-54
Manly, Frank W.	1947
Mann, R.S.	1946
Marks, Eugene D.	1953
Martin, Joe S.	1963
Masser, Terry A.	1965
Mao, Andy	2020-21-22
Mathews, Harry T. (Tommy)	1957
Matteson, Troy J.	2000-01-02-03
McCommon, Clayton J.	1947
McDonald, William R.	1985-86-87-88
McDonnell, Robert P.	1983-84-85-86
McIntyre, Bruce	1981
McWilliams, Leonard M.	1967-68-69
Mikkelsen, Kris K.	1999-2000-01-02
Mize, Larry H.	1976-77-78-79
Milam, Jay E.	1950
Miller, William R.	2009-10-11-12
Millington Jr., Edgar N.	1982
Molder, Bryce W.	1998-99-2000-01
Moody, Ken	1979-80-81
Moore, Berrien	1932, 34
Moore, Jackson	1971
Moore, Richard P.	1968
Morgan, Bruce	1932
Muir, Scott	1978-79
Mullin, Andrew S.	1959
Muniz, Mauricio O.	1995-96-97-98
Myland, J.	1952

N

Newton, Brian P.	1995-96-97-98
Nichols, Jonathan P.	1984-85-86-87
Nicklaus, Michael S.	1994-95
Norton, Noah R.	2018-19-20-21
Nunn Jr., Samuel A.	1958-59

O

Oaks, Wilbur	1931
Ogletree, J. Andrew	2017-18-19-20

P

Park, Roderick	1985
Pearson, Michael E.	1996-97-98-99
Perchinski, Mike	1974, 77
Perry, Donald G. (Frank)	1966-67-68-69
Perry, John W.	1976
Petefish, Christopher R.H.	2015-16-17-18
Peurlfoy, George	1974
Pisciotta, Michael V.	2015-16-17-18
Ploeger, William D.	1961-62
Prescott, T.S.	1918
Pritchett, William A. (Tom)	1948-49

Q

Quirk, Joseph E., III	1974-75-76-77
-----------------------	---------------

R

Raney, Ben T.	1979-80-81
Rantanen, Mikko P.	1993-94
Reeves, Chan	1988-89-90-91
Reeves, Seth A.	2011-12-13-14
Reizloff, Steven F.	1975, 78
Reuter, Benjamin	2022
Rich, Jett	1987
Riddle, Richard B.	1979-80
Ridley, Frank	1932
Riprock, Dash	1969
Robertson, Robbie	1977
Rodley, John	1932, 34
Robbins, Eugene F.	1953
Rollins, H. Wyatt	1992, 94
Rosenberg, Barry J.	1974
Rowley, David J.	1989
Rudolph, Jacob C. (Jakie)	1952
Rymer, Charles C.	1987-88-89-90

S

Sams, Robert B. (Bobby)	1971-72-73-74
Sams, T.A. (Al)	1971
Sanders, Randall P.	1970
Sanders, R.J.	1941
Sands, James U.	1964, 66
Sargent, George T.	1940-41
Saylor, Brent	1975, 77
Saylor, Mark	1977
Schneiderjans, Luke C.	2017-18-19-20
Schneiderjans, Ollie F.	2012-13-14-15
Scott, Isaac A.	1946-47
Scott, Kyle R.	2010-11
Sears, C. Larry	1963-64-65

Serafini, Anton N.	2019-20
Shackleford, Lee	1937
Shaw Jr., Thomas R.	1990-91
Shirley, Jim	1966
Sibley Jr., William H.	1953-54
Smith, Benjamin T.	2019-20-21-22
Smith, Lamar	1950-51-52
Smith, Dan J.	1957-58-59
Smith, Frasier M.	1967-68
Smith, Willingham	1936-37
Snyder Jr., K. David	1974-75
Solomon, English	1937
Song (Wonglukiet), Chan	2002-03-04-05
Spalding, Bill	1924-25-26
Spears, Mike	1979
Starnes, Bill	1982
Steelman, Ross	2022
Steinberg, Steven O.	1965-66
Stover, Lance N.	1996
Stratford, Tyler E.	2017-18-19-20
Street, Billy	1934-35
Sturthan, Richard W. (Dick)	1961
Sutton, James D.	1957, 1959
Swann, Albert J.	1974
Swann Jr., Albert J. (Duck)	1948-49

T

Taylor, Jim	1947
Taylor, John A.	1947
Taylor, J.H.	1924
Terrell, Carter S.	1953
Teuscher, John	1975
Thomas, Charles S.	1982-83-84-85
Thomas, Joseph W.	1971-72-73
Thompson, B.B.	1940
Thompson, Bobby	1938
Thompson, Nicholas D.	2002-03-04-05
Tringale, Cameron J.	2006-07-08-09
Tuten Jr., Henry W.	1955

V

Voorhes, Dick	1930
---------------	------

W

Walker, Culbert	1969
Walker Jr., Nicholas M.	1967-68
Walters, Jason A.	1993-94-95-96
Wang, Minghao	2009-10-11-12-13
Watkins, Ewing	1918
Watson, Keith	1977-78
Weibring, Matthew K.	1999-2000-01-02
Werenski, Richard R.	2011-12-13-14
Whaley, Vincent C.	2014-15-16-17
Whitaker, Frank	1925
White, James E.	2009-10-11-12
Wilhoit, Ray	1937
Williams Jr., Davis E.	1946-47
Williams, Don Q.	1984
Williams, Joe High	1926-27
Wooley, Jeffrey W.	1981-82
Wooten, Bill	1963
Wright Jr., Boykin C.	1958

Y

Yancey, Pat	1978
Yates, Charles R.	1932, 34
Yates Jr., Daniel	1938-39-40-41

This is a list of Georgia Tech men's golf letterwinners since 1931, compiled through GTAA records, media guides and statistical records. Any errors or omissions regarding this list should be brought to the attention of Mike Stamus, golf communications contact, at mstamus@athletics.gatech.edu.

PROGRAM RECORDS

SEASON - TEAM

Most tournament wins, season: 7 in 2001-02, 2013-14

Most consecutive wins: 5 in 2013-14

Most events, season: 14 in 1990-91, 1993-94, 2012-13

Most rounds played, season: 43 in 1993-94

Best 4-player scoring average: 281.03 in 2018-19 (33 rounds)

TOURNAMENT - TEAM

Low round: 262 (-26), Waikoloa Intercollegiate, 2005; 262 (-18), Maui Jim Intercollegiate, 2021

Low round in relation to par: -26 (262), Waikoloa Intercollegiate, 2005

Low 54-hole score: 796 (-44), Maui Jim Intercollegiate, 2021

Low 54-hole score in relation to par: -56 (808), Waikoloa Intercollegiate, 2005

Low 72-hole score: 1116, NCAA Championship, 2000

Largest margin of victory: 27 strokes (score-836), United States Collegiate Championship, 2010

TOURNAMENT - INDIVIDUAL

Low round: 60, Bryce Molder, Golf World Invitational (3rd round), Nov. 5, 2000

Low tournament score (36 holes): 135, Bryce Molder, Morris Williams Intercollegiate, 2001 (rain-shortened)

Low tournament score (54 holes): 194 (-16), Christo Lamprecht, Maui Jim Intercollegiate, 2021

Low tournament score in relation to par (54 holes): -20 (196), Bryce Molder, Golf World Invitational, 2000

Low tournament score (72 holes): 273, Bryce Molder, NCAA Championship, 1998

SEASON - INDIVIDUAL

Most events played: 15, Stewart Cink and Mikko Rantanen, 1993-94

Most rounds: 46, Mikko Rantanen, 1993-94

Most victories: 5, Ollie Schniederjans, 2013-14

Most consecutive wins: 3, Ollie Schniederjans, 2013-14; Troy Matteson, 2001-02; David Duval, 1992-93

Most top-10 finishes: 10, David Duval, 1992-93

Most rounds par/under: 32, Ollie Schniederjans, 2013-14

Most rounds under 70: 20, Ollie Schniederjans, 2013-14

Lowest stroke average: 69.43, Bryce Molder (35 rounds), 2000-01

CAREER - INDIVIDUAL

Most events played: 54, David Duval, 1989-93

Most rounds played: 162, David Duval, 1989-93

Most victories: 9, Bryce Molder, 1997-2001

Most top-10 finishes: 39, David Duval, 1989-93

Lowest stroke average: 70.69, Bryce Molder, 1997-2001 (NCAA Record)

Most rounds under par/under: 106, Bryce Molder, 1997-2001

Most rounds under 70: 62, Bryce Molder, 1997-2001

Career coaching wins: 70, Bruce Heppler (1995-present)

CAREER ALL-TIME LISTS

Stroke Average

Average	Player	Rounds	Years
70.69*	Bryce Molder	147	1997-01
70.96	Ollie Schniederjans	144	2011-15
71.37	Luke Schniederjans	114	2016-20
71.47	Noah Norton	73	2017-20
71.49	Anders Albertson	150	2011-15
71.54	Andy Ogletree	110	2016-20
71.65	Tyler Strafaci	105	2016-20
71.71	Noah Norton	101	2017-21
71.81	Cameron Tringale	139	2005-09
71.83	David Duval	162	1989-93
71.86	Matt Kuchar	138	1996-2000
71.91	Troy Matteson	139	1998-03
71.92	Roberto Castro	143	2003-07
72.02	Chan Song	146	2001-05
72.05	Nicholas Thompson	143	2001-05
72.22	Seth Reeves	95	2010-14
72.37	James White	123	2008-12
72.38	Chesson Hadley	106	2006-10
72.47	Kyle Scott	106	2009-11
72.66	Stewart Cink	157	1991-95
72.67	Chris Petefish	111	2014-18
72.70	Vincent Whaley	92	2013-17
72.71	Connor Howe	45	2018-20
72.90	Kris Mikkelsen	101	1998-02
72.94	John-Tyler Griffin	122	2007-11
72.95	James Clark	107	2014-19

Minimum two complete seasons played at Tech (*NCAA Record)

Rounds Played

Rounds	Player	Years
162	David Duval	1989-93
157	Stewart Cink	1991-95
150	Anders Albertson	2011-15
147	Bryce Molder	1997-2001
146	Chan Song	2001-05
146	Charlie Rymmer	1986-90
144	Ollie Schniederjans	2011-15
143	Roberto Castro	2003-07
143	Nicholas Thompson	2001-05
139	Troy Matteson	1998-2003
139	Cameron Tringale	2005-09
138	Matt Kuchar	1996-2000
135	Chan Reeves	1987-91
134	Kevin Larsen	2003-07
133	Nacho Gervas	1983-87
130	Jay Nichols	1983-87
129	Jason Walters	1992-96
127	Carlton Forrester	1995-2000
123	James White	2008-12
122	J.T. Griffin	2008-11
122	Bill McDonald	1984-88
121	Tripp Isenhour	1986-90
120	Bob McDonnell	1982-86
116	Bo Andrews	2009-14
114	Luke Schniederjans	2016-20
114	Wes Latimer	1997-2001
113	Connor Howe	2018-present
111	Chris Petefish	2014-18
110	Andy Ogletree	2016-20
109	Richy Werenski	2010-14
109	Michael Clark II	1987-91
107	James Clark	2014-19
107	Brian Newton	1993-98
107	Mike Pearson	1995-99
106	Chesson Hadley	2006-10
105	Tyler Strafaci	2016-20
104	Mike Barbosa	2003-06
104	Carlos Beautell	1991-95
103	Matt Weibring	1998-2002
101	Noah Norton	2017-21
101	Kris Mikkelsen	1998-2002

Even/Under Par Rounds

Rounds	Player	Years
106	Bryce Molder	1997-2001
103	David Duval	1989-93
93	Anders Albertson	2011-15
92	Ollie Schniederjans	2011-15
81	Matt Kuchar	1996-2000
77	Cameron Tringale	2005-09
76	Roberto Castro	2003-07
71	Stewart Cink	1991-95
71	Troy Matteson	1998-2003
69	Nicholas Thompson	2001-05



Bryce Molder holds the Tech record for low career scoring average (70.69) and round of par or better (106).

66	Andy Ogletree	2016-20
66	Chan Song	2001-05
63	Luke Schniederjans	2016-20
63	Tyler Strafaci	2016-20
63	Tyler Strafaci	2016-20
62	James White	2008-12
59	Nacho Gervas	1983-87
57	J.T. Griffin	2008-11
56	Noah Norton	2017-21
55	Chris Petefish	2014-18
54	Chesson Hadley	2006-10
52	Charlie Rymmer	1986-90
51	Carlton Forrester	1995-2000
51	Bo Andrews	2009-14
50	Seth Reeves	2010-14

Rounds Under 70

Rounds	Player	Years
62	Bryce Molder	1997-2001
53	Ollie Schniederjans	2011-15
40	Cameron Tringale	2005-09
38	Anders Albertson	2011-15
35	Nicholas Thompson	2001-05
35	David Duval	1989-93
34	Roberto Castro	2003-07
34	Troy Matteson	1999-2003
33	Noah Norton	2017-21
33	Matt Kuchar	1996-2000
31	Luke Schniederjans	2016-20
30	Stewart Cink	1991-95

Top-10 Finishes

Top10s	Player	Years
39	David Duval	1989-93
37	Bryce Molder	1997-2001
28	Stewart Cink	1991-95
27	Ollie Schniederjans	2011-15
25	Matt Kuchar	1996-2000
22	Cameron Tringale	2005-09
21	Anders Albertson	2011-15
20	Roberto Castro	2003-07
19	Nacho Gervas	1983-87
17	James White	2008-12
16	Troy Matteson	1998-2003
16	Charlie Rymmer	1986-90
15	Nicholas Thompson	2001-05
15	John-Tyler Griffin	2008-11

SEASON ALL-TIME LISTS

Stroke Average

Average	Player	Rounds	Year
69.43	Bryce Molder	35	2000-01
69.51	Ollie Schniederjans	39	2013-14
70.22	Christo Lamprecht	37	2021-22
70.27	Luke Schniederjans	33	2018-19
70.38	Andy Ogletree	32	2018-19
70.51	Ollie Schniederjans	37	2014-15
70.65	Matt Kuchar	34	1999-00
70.72	Bryce Molder	36	1999-00
70.73	David Duval	41	1992-93
70.75	Seth Reeves	36	2013-14
70.80	Matt Kuchar	35	1997-98
70.86	Roberto Castro	37	2004-05
70.89	Bartley Forrester	37	2021-22
70.95	Bryce Molder	38	1997-98
71.05	Anders Albertson	38	2012-13
71.08	Stewart Cink	37	1994-95
71.09	Chesson Hadley	32	2007-08
71.15	Tyler Strafaci	33	2018-19
71.17	Nicholas Thompson	36	2003-04
71.18	James White	33	2011-12
71.19	Connor Howe	37	2021-22
71.22	Troy Matteson	36	2002-03
71.30	Tyler Strafaci	30	2017-18
71.31	Ollie Schniederjans	35	2012-13
71.36	Cameron Tringale	33	2008-09
71.39	Anders Albertson	33	2011-12
71.41	Troy Matteson	37	2001-02
71.42	Noah Norton	33	2018-19
71.43	Noah Norton	30	2017-18
71.48	Anders Albertson	40	2014-15
71.49	Cameron Tringale	37	2006-07
71.56	James White	32	2010-11
71.57	Christo Lamprecht	28	2020-21
71.58	Bryce Molder	38	1998-99
71.63	Kyle Scott	32	2010-11
71.65	Nicholas Thompson	40	2004-05
71.67	Luke Schniederjans	33	2017-18
71.82	Chris Petefish	33	2017-18
71.82	Ross Steelman	34	2021-22
71.87	Luke Schniederjans	30	2016-17
71.88	Andy Ogletree	33	2017-18
71.88	Roberto Castro	34	2006-07
71.89	Roberto Castro	36	2003-04
71.93	James Clark	30	2016-17

(Under 72, minimum 30 rounds)

Stroke Average (Freshmen)

Average	Player	Rounds	Year
70.95	Bryce Molder	38	1997-98
71.39	Anders Albertson	33	2011-12
71.43	Noah Norton	30	2017-18
71.57	Christo Lamprecht	28	2020-21
71.87	Luke Schniederjans	30	2016-17
71.89	Roberto Castro	36	2003-04
72.00	Benjamin Reuter	29	2021-22
72.09	Chesson Hadley	20	2006-07
72.23	Connor Howe	30	2018-19
72.38	Chris Petefish	29	2014-15
72.38	David Duval	40	1989-90
72.50	Matt Kuchar	40	1996-97
72.54	Tyler Strafaci	24	2016-17
72.63	Andy Ogletree	30	2016-17
72.70	Troy Matteson	33	1999-2000
72.76	Chan Song	34	2001-02
72.79	Ollie Schniederjans	33	2011-12
72.81	Nicholas Thompson	31	2001-02

(Under 73, minimum 20 rounds)

4-Player Scoring Average

Average	Season	Rounds	Strokes
281.03	2018-19	33	9274
281.59	2021-22	37	10419
282.17	2013-14	36	10158
283.15	2017-18	33	9344
284.56	2019-20	18	5122
284.90	2014-15	40	11396
285.09	1999-00	33	9408
285.86	2004-05	37	10577
286.06	2001-02	34	9726
286.10	2016-17	30	8583
286.34	2012-13	35	10022
286.66	1997-98	38	10893
286.67	2003-04	39	11180
286.81	2010-11	32	9178
286.91	2000-01	35	10042
287.39	2020-21	31	8909
288.72	1998-99	36	10394
288.93	2007-08	29	8379
288.94	2006-07	34	9824
289.18	2009-10	34	9832
289.37	1992-93	38	10996
289.61	2005-06	36	10426

290.46	1991-92	37	10747
290.94	2015-16	31	9019

Rounds Played

Rounds	Player	Year
46	Mikko Rantanen	1993-94
45	Stewart Cink	1993-94
43	Carlos Beattell	1993-94
43	Brian Newton	1993-94
41	David Duval	1992-93
41	David Duval	1990-91
40	Anders Albertson	2014-15
40	Chan Song	2004-05
40	Nicholas Thompson	2004-05
40	Matt Kuchar	1996-97
40	David Duval	1991-92
40	David Duval	1989-90
40	Charlie Rymer	1989-90
40	Bob McDonnell	1984-85
39	Anders Albertson	2013-14
39	Ollie Schniederjans	2013-14
39	Chan Song	2003-04
38	Anders Albertson	2012-13
38	Wes Latimer	1998-99
38	Bryce Molder	1998-99
38	Bryce Molder	1997-98
38	Stewart Cink	1992-93
38	Jimmy Jonnston	1990-91
38	Michael Clark II	1988-89
38	Tripp Isenhour	1988-89
38	Charlie Rymer	1988-89
37	Ollie Schniederjans	2014-15
37	Cameron Tringale	2006-07
37	Cameron Tringale	2005-06
37	Mike Barbosa	2004-05
37	Roberto Castro	2004-05
37	Troy Matteson	2001-02
37	Kris Mikkelsen	2001-02
37	Stewart Cink	1994-95
37	Jason Walters	1994-95
37	Briny Baird	1991-92
37	Stewart Cink	1991-92
37	Jimmy Johnston	1991-92
37	Tom Shaw	1989-90
37	Nacho Gervas	1984-85
37	Bill McDonald	1984-85
37	Bartley Forrester	2021-22
37	Connor Howe	2021-22
37	Christo Lamprecht	2021-22
36	Bo Andrews	2013-14
36	Seth Reeves	2013-14
36	Mike Barbosa	2005-06
36	Roberto Castro	2005-06
36	Kevin Larsen	2005-06
36	Roberto Castro	2003-04
36	Kevin Larsen	2003-04
36	Nicholas Thompson	2003-04
36	Troy Matteson	2002-03
36	Nicholas Thompson	2002-03
36	Bryce Molder	1999-2000
36	Wes Latimer	1997-98
36	Tripp Isenhour	1987-88
36	Bill McDonald	1987-88
36	Charlie Rymer	1987-88
36	Jay Nichols	1984-85
35	Ollie Schniederjans	2012-13
35	J.T. Griffin	2010-11
35	Paul Haley	2010-11
35	Wes Latimer	2000-01
35	Kris Mikkelsen	2000-01
35	Bryce Molder	2000-01
35	Matt Weibring	2000-01
35	Carlton Forrester	1998-99
35	Matt Kuchar	1997-98
35	Nick Cassini	1996-97
35	Mike Pearson	1996-97
35	Carlos Beattell	1992-93
35	Mikko Rantanen	1992-93
35	Chan Reeves	1990-91
35	Chan Reeves	1988-89

Even/Under Par Rounds

Rounds	Player	Years
32	Ollie Schniederjans	2013-14
31	David Duval	1992-93
29	Bryce Molder	2000-01
28	Christo Lamprecht	2021-22
28	Bryce Molder	1999-2000
26	Anders Albertson	2012-13
25	Luke Schniederjans	2018-19
25	Anders Albertson	2014-15
25	Ollie Schniederjans	2014-15
25	Matt Kuchar	1999-2000

25	Bryce Molder	1997-98
24	Anders Albertson	2013-14
24	James White	2011-12
24	Bryce Molder	1998-99
24	Matt Kuchar	1997-98
24	David Duval	1991-92
24	David Duval	1990-91
24	David Duval	1989-90
23	Connor Howe	2021-22
23	Andy Ogletree	2018-19
23	Roberto Castro	2004-05
22	J.T. Griffin	2010-11
22	Kyle Scott	2010-11
22	Chan Song	2004-05
22	Matt Kuchar	1996-97
22	Stewart Cink	1994-95
22	Stewart Cink	1993-94
21	Bartley Forrester	2021-22
21	Noah Norton	2018-19
21	Seth Reeves	2013-14
21	Ollie Schniederjans	2012-13
21	Chesson Hadley	2007-08
21	Cameron Tringale	2006-07
21	Nicholas Thompson	2003-04
21	Troy Matteson	2002-03
21	Troy Matteson	2001-02
20	Tyler Strafaci	2018-19
20	Tyler Strafaci	2017-18
20	J.T. Griffin	2009-10
20	Cameron Tringale	2005-06
20	Roberto Castro	2003-04
20	Jimmy Johnston	1991-92
20	Nacho Gervas	1984-85

Rounds Under 70

Rounds	Player	Year
20	Ollie Schniederjans	2013-14
19	Bryce Molder	2000-01
17	Seth Reeves	2013-14
16	Noah Norton	2018-19
16	Ollie Schniederjans	2014-15
16	Bryce Molder	1997-98
15	Luke Schniederjans	2018-19
15	Roberto Castro	2004-05
15	Bryce Molder	1998-99
13	Christo Lamprecht	2021-22
13	Ross Steelman	2021-22
13	Troy Matteson	2001-02
13	Matt Kuchar	1999-2000
12	Bartley Forrester	2021-22
12	Bryce Molder	1999-2000
12	Troy Matteson	2002-03
12	David Duval	1992-93
11	Anders Albertson	2014-15
11	Anders Albertson	2012-13
11	J.T. Griffin	2010-11
11	Cameron Tringale	2008-09
11	Cameron Tringale	2006-07
11	Nicholas Thompson	2004-05
11	Nicholas Thompson	2003-04
11	Matt Kuchar	1997-98
10	Connor Howe	2021-22
10	Andy Ogletree	2018-19
10	Luke Schniederjans	2017-18
10	Luke Schniederjans	2016-17
10	Ollie Schniederjans	2012-13
10	Chan Song	2004-05
10	Stewart Cink	1994-95
10	Stewart Cink	1993-94
10	David Duval	1990-91

Wins (Individual)

Wins	Player	Year
5	Ollie Schniederjans	2013-14
4	Troy Matteson	2001-02
4	Stewart Cink	1994-95
4	David Duval	1992-93
3	Bryce Molder	2000-01
3	Bryce Molder	1999-2000
3	Bill McDonald	1984-85
2	Luke Schniederjans	2016-17
2	Paul Haley	2010-11
2	James White	2010-11
2	Cameron Tringale	2008-09
2	Cameron Tringale	2005-06
2	Troy Matteson	2002-03
2	Matt Kuchar	1999-2000
2	Bryce Molder	1998-99
2	Matt Kuchar	1997-98
2	Matt Kuchar	1996-97
2	Mikko Rantanen	1993-94
2	Charlie Rymer	1988-89

2	David Duval	1990-91
2	Bob McDonnell	1984-85

Top-10 Finishes

Top10s	Player	Year
13	David Duval	1992-93
11	Bryce Molder	2000-01
10	Ollie Schniederjans	2013-14
10	Bryce Molder	1998-99
10	Stewart Cink	1994-95
10	Stewart Cink	1993-94
9	Ollie Schniederjans	2014-15
9	David Duval	1990-91
9	David Duval	1989-90
9	Matt Kuchar	1997-98
9	Bryce Molder	1997-98
8	James White	2010-11
8	Roberto Castro	2004-05
8	Matt Kuchar	1999-2000
8	David Duval	1991-92
8	Nacho Gervas	1985-86
7	J.T. Griffin	2010-11
7	Cameron Tringale	2008-09
7	Troy Matteson	2001-02
7	Bryce Molder	1999-2000
6	Christo Lamprecht	2021-22
6	Ross Steelman	2021-22
6	Anders Albertson	2013-14
6	Seth Reeves	2013-14
6	Ollie Schniederjans	2012-13
6	Kyle Scott	2010-11
6	J.T. Griffin	2009-10
6	Roberto Castro	2006-07
6	Cameron Tringale	2005-06
6	Chan Song	2004-05
6	Troy Matteson	2002-03
6	Kris Mikkelsen	2001-02
6	Mikko Rantanen	1993-94
6	Stewart Cink	1992-93
6	Mikko Rantanen	1992-93
6	Jimmy Johnston	1991-92
6	Nacho Gervas	1984-85
6	Bill McDonald	1984-85
6	Matt Kuchar	1996-97
5	Luke Schniederjans	2018-19
5	Anders Albertson	2014-15
5	Anders Albertson	2012-13
5	Anders Albertson	2011-12
5	Bo Andrews	2011-12
5	James White	2011-12
5	Paul Haley	2010-11
5	Chesson Hadley	2007-08
5	Cameron Tringale	2006-07
5	Kevin Larsen	2005-06
5	Nicholas Thompson	2004-05
5	Nicholas Thompson	2003-04
5	Matt Weibring	2001-02
5	Jimmy Johnston	1990-91
5	Charlie Rymer	1988-89

Wins (Team)

Wins	Coach	Year
7	Bruce Heppler	2013-14
7	Bruce Heppler	2001-02
6	Bruce Heppler	2018-19
5	Bruce Heppler	2021-22

TEAM TOURNAMENT RECORDS

Low 18-Hole Rounds

Score (+/-)	Event	Year
262 (-26)	Waikoloa Intercollegiate	2005
262 (-18)	Maui Jim Intercollegiate	2021
264 (-24)	Warrior Princeville Makai Invitational	2014
264 (-16)	Maui Jim Intercollegiate	2021
265 (-15)	UH-Hilo Invitational	2007
265 (-15)	Maui Jim Intercollegiate (par 70)	2018
267 (-21)	ACC Championship	2006
268 (-20)	Waikoloa Intercollegiate	2006
268 (-20)	Puerto Rico Classic	2014
268 (-20)	Puerto Rico Classic	2020
269 (-19)	Clemson Invitational	2019
269 (-19)	Amer Ari Invitational	2020
270 (-18)	Waikoloa Intercollegiate	1999
270 (-18)	ACC Championship	2012
270 (-18)	Amer Ari Invitational	2014
270 (-18)	Golf Club of Georgia Collegiate	2018
270 (-18)	ACC Championship	2019
270 (-10)	NCAA Pullman Regional	2019
271 (-17)	ACC Championship	2002
271 (-13)	Jerry Pate National Collegiate	2000
271 (-17)	United States Collegiate Championship	2010
271 (-17)	Clemson Invitational	2019
271 (-9)	NCAA Pullman Regional	2019
272 (-16)	Waikoloa Intercollegiate	2004
272 (-16)	Gary Koch/Cleveland Golf Intercollegiate	2003
272 (-16)	Augusta State Invitational	2003
272 (-16)	Golf World Invitational	2000
272 (-8)	UH Hilo Invitational	2007
272 (-8)	UH Hilo Invitational	2008
272 (-8)	NCAA Southeast Regional	2010
272 (-16)	ACC Championship	2011
272 (-16)	ACC Championship	2013
272 (-12)	NCAA Raleigh Regional	2014
272 (-12)	DICK'S Sporting Goods Challenge Cup	2014
272 (-16)	Warrior Princeville Makai Invitational	2014
272 (-16)	Clemson Invitational	2019
273 (-15)	Las Vegas Intercollegiate	2001
273 (-15)	ACC Championship	2014
273 (-15)	Warrior Princeville Makai Invitational	2014

273 (-15)	ACC Championship	2022
273 (-7)	NCAA Stanford Regional	2017
273 (-7)	Maui Jim Intercollegiate	2018
273 (-7)	The Goodwin	2021

Lowest 54-Hole Scores

Score (+/-)	Event	Year
796 (-44)	Maui Jim Intercollegiate	2021
808 (-56)	Waikoloa Intercollegiate	2005
809 (-55)	Warrior Princeville Makai Invitational	2014
812 (-28)	Maui Jim Intercollegiate	2018
812 (-52)	Clemson Invitational	2019
818 (-22)	UH-Hilo Intercollegiate	2007
818 (-22)	NCAA Pullman Regional	2019
823 (-41)	Puerto Rico Classic	2014
825 (-27)	UH-Hilo Intercollegiate	2006
825 (-27)	NCAA Raleigh Regional	2014
824 (-16)	UH Hilo Intercollegiate	2008
827 (-37)	ACC Championship	2019
828 (-24)	Jerry Pate National	2005
829 (-35)	Golf World Invitational	2000
829 (-35)	Puerto Rico Classic	2002
829 (-23)	Jerry Pate National Collegiate	2004
829 (-11)	The Goodwin	2022
830 (-22)	Seminole Intercollegiate	2012
830 (-10)	NCAA Championship	2013
830 (-34)	Amer Ari Intercollegiate	2020
831 (-33)	ACC Championship	2011
831 (-32)	Puerto Rico Classic	2020
833 (-31)	ACC Championship	2006
834 (-30)	Puerto Rico Classic	1999
835 (-17)	Jerry Pate National	2000
835 (-29)	NCAA East Regional	1998
836 (-28)	United States Collegiate Championship	2010
836 (-28)	Seminole Intercollegiate	2017
836 (-28)	Amer Ari Intercollegiate	2022
837 (-27)	ACC Championship	2002
837 (-27)	ACC Championship	2012
837 (-27)	Amer Ari Intercollegiate	2014
837 (-15)	Valspar Invitational	2014
838 (-26)	U.S. Collegiate Championship	2000

838 (-26)	ACC Championship	2022
839 (-25)	Southern Intercollegiate	1985
839 (-25)	Brickyard Collegiate	2013
839 (-25)	ACC Championship	2014

Lowest 72-Hole Scores

Score (+/-)	Event	Year
1116 (-36)	NCAA Championship (Opelika, Ala.)	2000
1122 (-30)	NCAA Championship (Albuquerque, N.M.)	1998
1131 (+11)	NCAA Championship (Williamsburg, Va.)	2007
1138 (+2)	NCAA Championship (Columbus, Ohio)	2002
1145 (-7)	NCAA Championship (McKinney, Texas)	1994
1146 (-6)	NCAA Championship (Lexington, Ky.)	1993
1146 (+26)	NCAA Championship (Owings Mills, Md.)	2005
1148 (-4)	NCAA Championship (Durham, N.C.)	2001
1151 (-1)	NCAA Championship (Albuquerque, N.M.)	1992
1151 (+31)	NCAA Championship (Hot Springs, Va.)	2004
1169 (+49)	NCAA Championship (Scottsdale, Ariz.)	2021
1171 (-51)	NCAA Championship (Scottsdale, Ariz.)	2022
1173 (+21)	NCAA Championship (Tarpon Springs, Fla.)	1990
1175 (+23)	NCAA Championship (Bradenton, Fla.)	2015
1180 (+28)	NCAA Championship (Advance, N.C.)	1986
1184 (+32)	NCAA Championship (Thousand Oaks, Calif.)	1988
1188 (+36)	NCAA Championship (Pebble Beach, Calif.)	1990

Largest Victory Margins

Strokes	Event (score)	Year
27	United States Collegiate Championship (836)	2010
25	Puerto Rico Classic (829)	2002
24	Las Vegas Intercollegiate (844)	2001
21	Southern Intercollegiate (839)	1985
20	ACC Championship (831)	2011
20	Tar Heel Intercollegiate (842)	2013
18	Robert Kepler Invitational (858)	2014
17	Waikoloa Intercollegiate (893)	1999
17	NCAA Raleigh Regional (825)	2014
16	Southern Intercollegiate (847)	1989
16	Long Cove Invitational (855)	2001
16	Robert Kepler Invitational (848)	2015



Georgia Tech set a program record for victory margin when it won the 2010 United States Collegiate Championship by 27 strokes.

INDIVIDUAL TOURNAMENT RECORDS

Lowest 54-Hole Scores

Score (+/-)	Player	Event
194 (-16)	Christo Lamprecht	2021 Maui Jim Intercollegiate
196 (-20)	Bryce Molder	2000 Jerry Pate National Collegiate
196 (-17)	Bryce Molder	2000 Golf World Invitational
197 (-13)	Bartley Forrester	2021 Maui Jim Intercollegiate
199 (-17)	Roberto Castro	2005 Waikoloa Intercollegiate
199 (-11)	Roberto Castro	2007 UH-Hilo Intercollegiate
199 (-17)	Ollie Schniederjans	2014 Warrior Makai Princeville Invitational
199 (-11)	Ross Steelman	2021 Maui Jim Intercollegiate
200 (-10)	Cameron Tringale	2008 UH-Hilo Intercollegiate
200 (-16)	Anders Albertson	2014 Warrior Makai Princeville Invitational
201 (-15)	Troy Matteson	2003 NCAA East Regional
201 (-9)	Cameron Tringale	2007 UH-Hilo Intercollegiate
201 (-12)	Ollie Schniederjans	2014 Valspar Invitational
202 (-14)	Matt Kuchar	1998 NCAA East Regional
202 (-11)	Nicholas Thompson	2002 The Nelson Invitational
202 (-11)	Cameron Tringale	2006 UH-Hilo Intercollegiate
202 (-8)	Ollie Schniederjans	2014 Jerry Pate National Collegiate
202 (-14)	Luke Schniederjans	2019 Clemson Invitational
202 (-8)	Noah Norton	2018 Maui Jim Intercollegiate
202 (-8)	Tyler Strafaci	2018 Maui Jim Intercollegiate
203 (-13)	Bryce Molder	2001 NCAA East Regional
203 (-13)	Nicholas Thompson	2005 Waikoloa Intercollegiate
203 (-13)	Chan Song	2005 Waikoloa Intercollegiate
203 (-7)	Chesson Hadley	2008 UH-Hilo Intercollegiate
203 (-7)	Andy Ogletree	2019 NCAA Pullman Regional
203 (-7)	Luke Schniederjans	2018 Maui Jim Intercollegiate
203 (-7)	Christo Lamprecht	2022 The Goodwin
204 (-12)	Bryce Molder	1999 Carpet Capital Collegiate (spring)
204 (-12)	Bryce Molder	1999 Carpet Capital Collegiate (fall)
204 (-9)	Nicholas Thompson	2004 Western Refining All-American
204 (-12)	James White	2010 United States Collegiate Championship
204 (-9)	John-Tyler Griffin	2010 Western Refining All-American
204 (-9)	Anders Albertson	2013 Western Refining All-American
204 (-12)	Ollie Schniederjans	2014 ACC Championship
204 (-12)	Tyler Strafaci	2019 Clemson Invitational
204 (-12)	Andy Ogletree	2019 ACC Championship
204 (-6)	Connor Howe	2019 NCAA Pullman Regional
204 (-6)	Luke Schniederjans	2019 NCAA Pullman Regional
204 (-12)	Andy Ogletree	2020 Amer Ari Intercollegiate
204 (-6)	Connor Howe	2021 Maui Jim Intercollegiate
204 (-12)	Ross Steelman	2022 Amer Ari Intercollegiate

Lowest 18-Hole Rounds

Score (+/-)	Player	Event
60* (-12)	Bryce Molder	2000 Golf World Invitational
62 (-10)	Bryce Molder	2000 Jerry Pate National
62 (-10)	James White	2010 U.S. Collegiate Championship
62 (-10)	Richy Werenski	2014 Puerto Rico Classic
62 (-8)	Luke Schniederjans	2017 NCAA Stanford Regional
62 (-10)	Luke Schniederjans	2019 Clemson Invitational
63 (-9)	Mikko Rantanen	1994 NCAA Championship
63 (-8)	Andy Ogletree	2019 Valspar Collegiate Invitational
64 (-8)	Nacho Gervas	1986 Schenkel Intercollegiate
64 (-8)	Matt Kuchar	1998 NCAA East Regional
64 (-8)	Carlton Forrester	1999 Waikoloa Intercollegiate
64 (-8)	Troy Matteson	2000 U.S. Collegiate
64 (-6)	Troy Matteson	2000 Jerry Pate Intercollegiate
64 (-8)	Troy Matteson	2002 Carpet Capital Collegiate
64 (-8)	Nicholas Thompson	2003 Augusta State Invitational
64 (-8)	Nicholas Thompson	2004 Waikoloa Intercollegiate
64 (-8)	Roberto Castro	2005 Waikoloa Intercollegiate
64 (-6)	Cameron Tringale	2007 UH-Hilo Intercollegiate
64 (-8)	Ollie Schniederjans	2014 Carpet Capital Collegiate
64 (-8)	Tyler Joiner	2016 Carpet Capital Collegiate
64 (-8)	Andy Ogletree	2019 Clemson Invitational
64 (-8)	Tyler Strafaci	2020 Amer Ari Invitational

* Tied NCAA record

Lowest NCAA Championship Scores (72 holes)

Score (+/-)	Player	Event
273 (-15)	Bryce Molder	1998 / Albuquerque, N.M.
275 (-5)	Chesson Hadley	2007 / Williamsburg, Va.
276 (-12)	Matt Kuchar	1998 / Albuquerque, N.M.
276 (-12)	Matt Weibring	2000 / Opelika, Ala.
276 (-8)	Troy Matteson	2002 / Columbus, Ohio
278 (-2)	Cameron Tringale	2007 / Williamsburg, Va.
279 (-9)	David Duval	1993 / Lexington, Ky.
279 (-1)	Roberto Castro	2005 / Owings Mills, Md.
280 (-8)	Stewart Cink	1994 / McKinney, Texas

281 (-7)	Kris Mikkelsen	2001 / Durham, N.C.
282 (-6)	Bryce Molder	2000 / Opelika, Ala.
282 (-6)	Carlton Forrester	2000 / Opelika, Ala.
283 (-5)	Matt Kuchar	2000 / Opelika, Ala.
284 (-4)	Bryce Molder	2001 / Durham, N.C.
284 (+4)	Nicholas Thompson	2004 / Hot Springs, Va.
285 (-3)	Cameron Tringale	2006 / Sunriver, Ore.
285 (-3)	Troy Matteson	2000 / Opelika, Ala.

Lowest NCAA Championship Scores (54 holes)

Score (+/-)	Player	Event
204 (-6)	Ollie Schniederjans	2014 / Hutchinson, Kan.
205 (-5)	Ollie Schniederjans	2013 / Milton, Ga.
206 (-4)	Seth Reeves	2013 / Milton, Ga.
206 (-4)	Seth Reeves	2014 / Hutchinson, Kan.
209 (-1)	Anders Albertson	2013 / Milton, Ga.
210 (E)	Shun Yat Hak	2013 / Milton, Ga.
212 (-4)	Paul Haley	2010 / Ooltewah, Tenn.
213 (-3)	Chesson Hadley	2010 / Ooltewah, Tenn.
215 (-1)	John-Tyler Griffin	2010 / Ooltewah, Tenn.
216 (E)	James White	2011 / Stillwater, Okla.

Lowest NCAA Regional Scores (54 holes)

Score (+/-)	Player	Event
201 (-15)	Troy Matteson	2003 / Auburn, Ala.
202 (-14)	Matt Kuchar	1998 / Daufuskie Island, S.C.
203 (-13)	Bryce Molder	2001 / Williamsburg, Va.
203 (-7)	Andy Ogletree	2019 / Pullman, Wash.
204 (-6)	Connor Howe	2019 / Pullman, Wash.
204 (-6)	Luke Schniederjans	2019 / Pullman, Wash.
206 (-10)	Bryce Molder	1998 / Daufuskie Island, S.C.
206 (-7)	Ollie Schniederjans	2014 / Raleigh, N.C.
207 (-3)	Chan Reeves	1991 / New Haven, Conn.
207 (-6)	Roberto Castro	2005 / Kingston Springs, Tenn.
207 (-6)	Chan Song	2005 / Kingston Springs, Tenn.
207 (-6)	Seth Reeves	2014 / Raleigh, N.C.
207 (-6)	Ross Steelman	2022 / Columbus, Ohio
208 (-5)	Tyler Strafaci	2018 / Raleigh, N.C.
209 (-7)	Jimmy Johnston	1992 / Hamilton, N.Y.
209 (-1)	Matt Kuchar	1999 / Providence, R.I.
209 (-1)	John-Tyler Griffin	2010 / Milton, Ga.
209 (-4)	Bo Andrews	2014 / Raleigh, N.C.
209 (-7)	Anders Albertson	2013 / Tallahassee, Fla.
209 (-4)	Andy Ogletree	2018 / Raleigh, N.C.
209 (-7)	Christo Lamprecht	2021 / Tallahassee, Fla.

Lowest ACC Championship Scores (54 holes)

Score (+/-)	Player	Event
201* (-15)	Anders Albertson	2013 / New London, N.C.
204 (-12)	Ollie Schniederjans	2014 / New London, N.C.
204 (-12)	Andy Ogletree	2019 / New London, N.C.
205 (-11)	Bob McDonnell	1985 / Greensboro, N.C.
205 (-11)	Bryce Molder	2001 / Lake Buena Vista, Fla.
205 (-11)	Christo Lamprecht	2022 / Panama City, Fla.
205 (-10)	Anders Albertson	2015 / New London, N.C.
206 (-10)	David Duval	1993 / Rocky Mount, N.C.
206 (-10)	Bryce Molder	2000 / New London, N.C.
206 (-10)	Cameron Tringale	2006 / New London, N.C.
206 (-10)	Chesson Hadley	2010 / New London, N.C.
206 (-10)	Paul Haley	2011 / New London, N.C.
207 (-9)	Matt Kuchar	1998 / New London, N.C.
207 (-9)	Matt Weibring	2002 / New London, N.C.
207 (-9)	Nicholas Thompson	2002 / New London, N.C.
207 (-9)	Cameron Tringale	2009 / New London, N.C.
207 (-9)	Chesson Hadley	2009 / New London, N.C.
207 (-9)	Kyle Scott	2011 / New London, N.C.
207 (-9)	Ollie Schniederjans	2015 / New London, N.C.
207 (-3)	Connor Howe	2021 / Milton, Ga.
207 (-9)	Ross Steelman	2022 / Panama City, Fla.
208 (-8)	Nicholas Thompson	2004 / New London, N.C.
208 (-8)	Luke Schniederjans	2018 / New London, N.C.
208 (-8)	Tyler Strafaci	2018 / New London, N.C.
208 (-8)	Luke Schniederjans	2019 / New London, N.C.
209 (-7)	Jimmy Johnston	1992 / Rocky Mount, N.C.
209 (-7)	Mikko Rantanen	1994 / Rocky Mount, N.C.
209 (-7)	Bryce Molder	1998 / New London, N.C.
209 (-7)	Cameron Tringale	2007 / New London, N.C.
209 (-7)	Taylor Hall	2008 / New London, N.C.
209 (-7)	John-Tyler Griffin	2010 / New London, N.C.
209 (-7)	Anders Albertson	2012 / New London, N.C.
209 (-7)	Anders Albertson	2014 / New London, N.C.

*Tournament record

ACC CHAMPIONSHIP SUMMARIES

1979 — Greensboro, N.C.

The Cardinal Golf Club

8th (1188)

Strokes Off Lead/Par: -78/+108

Larry Mize	79	74	75	228	+12	t19
Jody Lowery	73	85	77	235	+19	t37
Scott Muir	79	78	80	237	+21	44
Robert Haley	84	78	80	242	+26	49
Doug Johnson	80	77	79	246	+30	t50
Mark Donohue	78	84	86	248	+32	t53
Joe Lowe	84	87	78	249	+33	55

1980 — Rocky Mount, N.C.

Northgreen Country Club

8th (305-299-306—910)

Strokes Off Lead/Par: -72/+46

Jody Lowery	74	75	76	225	+9	t24
Rick Riddle	84	68	75	227	+11	30
Doug Johnson	78	75	77	230	+14	t34
Robert Haley	77	85	78	240	+24	44
Ben Raney	83	81	79	243	+27	45
Billy Gilliland	76	81	87	244	+28	t46

1981 — Rocky Mount, N.C.

Northgreen Country Club

8th (318-323-311—952)

Strokes Off Lead/Par: -81/+88

Jody Lowery	74	80	78	232	+16	t31
Robert Haley	81	78	83	242	+26	44
Rick Riddle	82	83	79	244	+28	t45
Shawn Barker	81	86	77	244	+28	t45
Ben Raney	85	82	77	244	+28	t45
John Peay	83	84	84	251	+35	48

1982 — Rocky Mount, N.C.

Northgreen Country Club

8th (311-313-319—943)

Strokes Off Lead/Par: -67/+79

Alan Fuller	79	73	79	231	+15	t26
Davy Hopson	78	79	79	236	+20	t30
Eddie Millington	79	79	81	239	+23	t33
Chip Cochran	75	87	80	242	+26	t36
Jeff Wooley	83	82	81	246	+30	t38

1983 — Rocky Mount, N.C.

Northgreen Country Club

7th (303-292-305—900)

Strokes Off Lead/Par: -33/+36

Shawn Barker	74	74	76	224	+8	t20
Davy Hopson	76	74	74	224	+8	t20
Bob McDonnell	79	74	75	228	+12	t27
Alan Fuller	77	72	80	229	+13	30
Charlie Thomas	76	72	dq	-	-	t39

1984 — Pinehurst, N.C.

Pinehurst No. 2 Course

5th (292-307-317—916)

Strokes Off Lead/Par: -34/+52

Bob McDonnell	68	76	80	224	+8	t7
Nacho Gervas	74	76	77	227	+11	t11
Charlie Thomas	76	80	76	232	+16	t19
Davy Hopson	74	81	84	239	+23	t31
Jay Nichols	84	75	84	242	+26	t36

1985 — Greensboro, N.C.

Bryan Park Golf Course

1st (281-280-282—843)

Strokes Off Lead/Par: +5/-21

Bob McDonnell	68	69	68	205	-11	1
Bill McDonald	68	69	73	210	-6	3
Nacho Gervas	72	71	69	212	-4	t5
Jay Nichols	73	71	72	216	E	t16
Rod Park	77	72	75	224	+8	t30

1986 — Greensboro, N.C.

Bryan Park Golf Course

2nd (289-287-291—867)

Strokes Off Lead/Par: -6/+3

Nacho Gervas	71	69	73	213	-3	2
Bill McDonald	73	72	71	216	E	t6
Bob McDonnell	74	72	72	218	+2	10
Jay Nichols	78	74	75	227	+11	t25
Lenny Nash	71	81	76	228	+12	27

1987 — Greensboro, N.C.

Bryan Park Golf Course

T-2nd (286-292-390—868)

Strokes Off Lead/Par: -7/+4

Chris Cupit	72	73	71	216	E	t6
Bill McDonald	72	70	74	216	E	t6
Nacho Gervas	71	76	72	219	+3	t16
Charlie Rymer	71	76	73	220	+4	t20
Jay Nichols	74	73	74	221	+5	t23

1988 — Greensboro, N.C.

The Cardinal Golf Club

5th (297-302-303—902)

Strokes Off Lead/Par: -22/+38

Tripp Isenhour	76	75	70	221	+5	t3
Bill McDonald	73	77	75	225	+9	t13
Michael Clark	76	73	79	228	+12	t16
Charlie Rymer	72	77	80	229	+13	19
Chan Reeves	79	77	79	235	+19	33

1989 — Rocky Mount, N.C.

Northgreen Country Club

2nd (285-295-294—874)

Strokes Off Lead/Par: -4/+10

Michael Clark	71	73	73	217	+1	2
Charlie Rymer	71	72	76	219	+3	t5
Chan Reeves	71	74	75	220	+4	t8
Trey Holroyd	72	76	74	222	+6	t15
Tripp Isenhour	76	76	72	224	+8	t23

1990 — Rocky Mount, N.C.

Northgreen Country Club

T-5th (297-289-298—884)

Strokes Off Lead/Par: -8/+20

David Duval	69	71	71	211	-5	2
Chan Reeves	71	73	76	220	+4	t14
Tripp Isenhour	75	75	76	226	+10	t21
Charlie Rymer	83	70	75	228	+12	t24
Tom Shaw	82	77	76	235	+19	t33

1991 — Rocky Mount, N.C.

Northgreen Country Club

1st (279-286—565, third round rained out)

Strokes Off Lead/Par: +2/-11

David Duval	67	70	137	-7	t1
Jimmy Johnston	73	69	142	-2	t6
Tom Shaw	71	71	142	-2	t6
Chan Reeves	70	77	147	+3	t19
Briny Baird	71	76	147	+3	t19

1992 — Rocky Mount, N.C.

Northgreen Country Club

1st (289-274-279—842)

Strokes Off Lead/Par: +3/-22

Jimmy Johnston	67	72	70	209	-7	2
David Duval	73	66	71	210	-6	t3
Stewart Cink	75	68	67	210	-6	t3
Briny Baird	75	69	73	217	+1	t22
Wyatt Rollins	73	73	71	217	+1	t22

1993 — Rocky Mount, N.C.

Northgreen Country Club

1st (282-288-283—853)

Strokes Off Lead/Par: +5/-11

David Duval	70	69	67	206	-10	1
Mikko Rantanen	69	72	71	212	-4	t3
Jason Walters	69	75	73	217	+1	t9
Stewart Cink	75	72	72	219	+3	t12
Carlos Beutell	74	76	80	230	+14	39

1994 — Rocky Mount, N.C.

Northgreen Country Club

1st (286-287-291—864)

Strokes Off Lead/Par: +9/E

Mikko Rantanen	71	72	66	209	-7	1
Stewart Cink	69	71	75	215	-1	t4
Brian Newton	74	73	74	221	+5	t13
Carlos Beutell	72	75	76	223	+7	t18
Jason Walters	75	71	77	223	+7	t18

1995 — New London, N.C.

Old North State Club at Uwharrie Point

2nd (291-286-285—862)

Strokes Off Lead/Par: -13/-2

Stewart Cink	73	69	72	214	-2	t8
Sam Hulse	72	73	70	215	-1	t11
Jason Walters	71	71	76	218	+2	t15
Carlos Beutell	75	73	72	220	+4	t19
Brian Newton	76	76	71	223	+7	t27

1996 — New London, N.C.

Old North State Club at Uwharrie Point

9th (299-293-301—893)

Strokes Off Lead/Par: -33/+29

Jason Walters	75	73	72	220	+4	t18
Sam Hulse	74	73	75	222	+6	t25
Mike Pearson	80	72	76	228	+12	36
Brad Carroll	77	75	78	230	+14	t41
Mauricio Muniz	73	78	80	231	+15	t43

ACC CHAMPIONSHIP SUMMARIES

1997 — Fayetteville, Ga.

Whitewater Creek Country Club

8th (306-307-294—907)

Strokes Off Lead/Par: -46/+43

Matt Kuchar.....	76	70	70	216	E	2
Nick Cassini.....	73	82	72	227	+11	t26
Carlton Forrester.....	77	78	76	231	+15	t35
Mauricio Muniz.....	80	80	77	237	+21	43
Mike Pearson.....	83	79	76	238	+22	44

1998 — New London, N.C.

Old North State Club at Uwharrie Point

2nd (283-285-275—843)

Strokes Off Lead/Par: -7/-21

Matt Kuchar.....	70	71	66	207	-9	3
Bryce Molder.....	70	71	68	209	-7	t5
Wes Latimer.....	72	71	69	212	-4	t11
Mike Pearson.....	71	72	74	217	+1	t23
Carlton Forrester.....	75	73	72	220	+4	t29

1999 — New London, N.C.

Old North State Club at Uwharrie Point

1st (287-291-285—863)

Strokes Off Lead/Par: +10/-1

Mike Pearson.....	68	74	71	213	-3	2
Wes Latimer.....	71	73	71	215	-1	3
Bryce Molder.....	73	71	73	217	+1	t7
Matt Kuchar.....	75	74	71	220	+4	t12
Carlton Forrester.....	79	73	72	224	+8	t24

2000 — New London, N.C.

Old North State Club at Uwharrie Point

2nd (287-288-286—861)

Strokes Off Lead/Par: -5/-3

Bryce Molder.....	72	67	67	206	-11	1
Matt Kuchar.....	71	73	69	213	-3	t4
Troy Matteson.....	72	73	73	218	+2	13
Matt Weibring.....	72	75	79	226	+10	t31
Carlton Forrester.....	77	79	77	233	+17	40

2001 — Lake Buena Vista, Fla.

Disney's Magnolia Course

1st (280-285-280—845)

Strokes Off Lead/Par: +8/-19

Bryce Molder.....	69	70	66	205	-11	2
Kris Mikkelsen.....	69	73	71	213	-3	t6
Troy Matteson.....	70	74	71	215	-1	t10
Matt Weibring.....	73	71	72	216	E	t12
Wes Latimer.....	72	71	75	218	+2	t15

2002 — New London, N.C.

Old North State Club at Uwharrie Point

1st (271-284-282—837)

Strokes Off Lead/Par: +4/-27

Matt Weibring.....	68	70	69	207	-9	t2
Nicholas Thompson.....	67	69	71	207	-9	t2
Kris Mikkelsen.....	67	74	70	211	-5	t9
Chan Song.....	71	71	74	216	E	t20
Troy Matteson.....	69	77	72	218	+2	t23

2003 — New London, N.C.

Old North State Club at Uwharrie Point

4th (305-287-289—881)

Strokes Off Lead/Par: -16/+17

Troy Matteson.....	74	67	73	214	-2	t3
Thomas Jordan.....	76	69	71	216	E	t5
Nicholas Thompson.....	77	77	72	226	+10	t23
Adam Cranford.....	78	74	75	227	+11	t26
Chan Song.....	79	77	73	229	+13	t29

2004 — New London, N.C.

Old North State Club at Uwharrie Point

3rd (290-284-274—848)

Strokes Off Lead/Par: -11/-16

Nicholas Thompson.....	71	68	69	208	-8	t3
Chan Song.....	74	72	67	213	-5	t11
Roberto Castro.....	70	74	69	213	-3	t11
Mike Barbosa.....	75	70	69	214	-2	t15
Kevin Larsen.....	75	78	72	225	+9	37

2005 — New London, N.C.

Old North State Club at Uwharrie Point

2nd (293-290-286—869)

Strokes Off Lead/Par: -4/+5

Chan Song.....	74	72	68	214	-2	2
Roberto Castro.....	71	72	74	217	+1	t4
Mike Barbosa.....	74	75	71	220	+4	10
Nicholas Thompson.....	74	73	73	220	+4	t10
Kevin Larsen.....	78	73	75	226	+10	t24

2006 — New London, N.C.

Old North State Club at Uwharrie Point

1st (276-267-290—833)

Strokes Off Lead/Par: E/-31

Cameron Tringale.....	69	65	72	206	-10	1
Taylor Hall.....	70	65	76	211	-5	t9
Kevin Larsen.....	73	67	72	212	-4	t12
Roberto Castro.....	72	70	71	213	-3	t16
Mike Barbosa.....	65	74	75	214	-2	t19

*co-champion with North Carolina

2007 — New London, N.C.

Old North State Club at Uwharrie Point

T1st (287-283-284—854)

Strokes Off Lead/Par: E/-10

Cameron Tringale.....	72	68	69	209	-7	2
Roberto Castro.....	69	72	72	213	-3	t5
Chesson Hadley.....	72	72	71	215	-1	t9
Kevin Larsen.....	74	72	72	218	+2	t19
Taylor Hall.....	74	71	74	219	+3	t25

*co-champion with Virginia Tech

2008 — New London, N.C.

Old North State Club at Uwharrie Point

4th (287-285-275—847)

Strokes Off Lead/Par: -9/-17

Taylor Hall.....	71	70	68	209	-7	5
David Dragoo.....	73	72	67	212	-4	t13
Cameron Tringale.....	71	72	69	212	-4	t13
Chesson Hadley.....	72	71	71	214	-2	t20
John-Tyler Griffin.....	77	76	71	224	+8	t43

Tournament Superlatives

INDIVIDUAL

Lowest Round: 65 (-7), Mike Barbosa (1st round), 2006; Cameron Tringale (2nd round), 2006; Taylor Hall (2nd round), 2006; Ollie Schniederjans (1st round), 2014; Luke Schniederjans (1st round), 2018

Low Tournament Score: 201 (-15), Anders Albertson, 2012 (tournament record)

Best Finish: 1st, Bob McDonnell, 1985; David Duval, 1991 and 1993; Mikko Rantanen, 1994; Bryce Molder, 2000; Cameron Tringale, 2006; Chesson Hadley, 2010; Paul Haley, 2011; Anders Albertson, 2013; Ollie Schniederjans, 2014

Biggest Victory Margin: 4 shots, Bob McDonnell, 1985

TEAM

Lowest Round: 267 (-21), 2nd round, 2006

Highest Round: 323, 2nd round, 1981

Low Tournament Score: 827 (-37) in 2019 (championship record)

High Tournament Score: 916 in 1984 (under current format)

Best Finish: 1st in 1985, 1991, 1992, 1993, 1994, 1999, 2001, 2002, 2006, 2007, 2010, 2011, 2012, 2014, 2015, 2018, 2019

Worst Finish: 9th in 1996

Largest Victory Margin: 20 shots in 2011

2009 — New London, N.C.

Old North State Club at Uwharrie Point

1st/11 (281-284-281 — 846)

Strokes Off Lead/Par: +3/-18

Cameron Tringale.....	67	69	71	207	-9	t3
Chesson Hadley.....	71	70	66	207	-9	t3
James White.....	71	71	70	212	-4	t6
John Tyler Griffin.....	72	74	74	220	+4	t27
David Dragoo.....	74	74	74	222	+6	t36

2010 — New London, N.C.

Old North State Club at Uwharrie Point

1st/11 teams (279-276-286 — 841)

Strokes Off Lead/Par: +13/-23

Chesson Hadley.....	69	66	71	206	-10	1
Paul Haley.....	71	69	70	210	-6	t4
Kyle Scott.....	71	68	75	214	-2	t12
James White.....	73	73	70	216	E	t19
John-Tyler Griffin.....	68	74	76	218	+2	t23

2011 — New London, N.C.

Old North State Club at Uwharrie Point

1st/11 teams (281-278-272 — 831)

Strokes Off Lead/Par: +20/-33

Paul Haley.....	68	68	70	206	-10	1
Kyle Scott.....	68	71	68	207	-9	2
John-Tyler Griffin.....	73	70	66	209	-7	t3
James White.....	72	73	68	213	-3	t8
Richard Werenski.....	74	69	75	218	+2	t21

ACC CHAMPIONSHIP SUMMARIES

2012 — New London, N.C.

Old North State Club at Uwharrie Point

1st/11 teams (270-274-293 — 837)

Strokes Off Lead/Par: +7/-27

Anders Albertson	69	68	72	209	-7	t4
Bo Andrews	66	72	73	211	-5	t7
Ollie Schniederjans	66	73	72	211	-5	t7
Richard Werenski	69	66	76	211	-5	t7
James White	70	68	77	215	-1	t16

2013 — New London, N.C.

Old North State Club at Uwharrie Point

4th/11 teams (284-272-295 — 851)

Strokes Off Lead/Par: -12/-13

Anders Albertson	66	67	68	201	-15	1
Ollie Schniederjans	69	67	77	213	-3	t10
Shun Yat Hak	76	67	75	218	+2	t26
Bo Andrews	73	71	75	219	+3	t29
Michael Hines	83	83	77	243	+27	55

2014 — New London, N.C.

Old North State Club at Uwharrie Point

1st/11 teams (288-278-273 — 839)

Strokes Off Lead/Par: +6/-25

Ollie Schniederjans	65	70	69	204	-12	1
Anders Albertson	76	68	65	209	-7	t2
Seth Reeves	74	69	69	212	-4	t7
Bo Andrews	73	72	70	215	-1	t18
Richard Werenski	77	71	72	220	+4	t31

2015 — New London, N.C.

Old North State Club at Uwharrie Point

*1st/12 teams (284-279-282 — 845)

Strokes Off Lead/Par: won in playoff/-21

Anders Albertson	67	69	69	205	-11	t1
Ollie Schniederjans	71	67	69	207	-9	4
Chris Petefish	73	71	72	216	E	t23
James Clark	73	77	72	222	+6	t34
Vincent Whaley	77	72	74	223	+7	t36

*won championship in a playoff over Clemson

2016 — New London, N.C.

Old North State Club at Uwharrie Point

4th/12 teams (287-288-289 — 864)

Strokes Off Lead/Par: -25/E

Chris Petefish	69	74	69	212	-4	t7
Vincent Whaley	74	70	74	218	+2	t25
James Clark	73	71	75	219	+3	t29
Michael Hines	76	73	71	220	+4	t31
Jacob Joiner	71	74	78	223	+7	t39

2017 — Clinton, S.C.

Musgrove Mill Golf Club

T-7th/12 teams (288-296-299 — 883)

Strokes Off Lead/Par: -33/+19

Vincent Whaley	69	74	74	217	+1	t15
Andy Ogletree	73	75	72	220	+4	t22
Tyler Strafaci	69	79	77	225	+9	t34
James Clark	77	73	76	226	+10	t37
Luke Schniederjans	77	74	80	231	+15	50

2018 — New London, N.C.

Old North State Club at Uwharrie Point

1st/12 teams (276-277-282 — 835)

Strokes Off Lead/Par: +2/-29

Luke Schniederjans	65	74	69	208	-8	t12
Tyler Strafaci	70	70	68	208	-8	t12
Chris Petefish	69	68	72	209	-7	t17
Andy Ogletree	72	68	73	213	-3	t24
Noah Norton	77	71	73	221	+5	t48

2019 — New London, N.C.

Old North State Club at Uwharrie Point

1st/12 teams (276-270-281 — 827)

Strokes Off Lead/Par: +15/-37

Andy Ogletree	66	65	73	204	-12	2
Luke Schniederjans	71	69	68	208	-8	6
Connor Howe	72	68	72	212	-4	t14
Tyler Strafaci	67	73	73	213	-3	t16
Noah Norton	80	68	68	216	E	t27

2020 — New London, N.C.

cancelled due to Covid-19 pandemic

2021 — Milton, Ga.

Capital City Club - Crabapple Course

T-5th/12 teams (286-278-282 — 846)

Strokes Off Lead/Par: -32/+6

Connor Howe	70	68	69	207	-3	9
Christo Lamprecht	69	72	70	211	+1	t15
Noah Norton	72	73	70	215	+5	t31
Ben Smith	75	66	75	216	+6	t33
Will Dickson	75	72	73	220	+10	t41

2022 — Panama City, Fla.

Watersound Club - Shark's Tooth Golf Course

2nd/12 teams (284-273-281 — 836)

Strokes Off Lead/Par: -9/-26

Christo Lamprecht	71	66	68	205	-11	t3
Ross Steelman	69	69	69	207	-9	6
Bartley Forrester	74	69	71	214	-2	t22
Benjamin Reuter	71	70	73	214	-2	t22
Connor Howe	73	69	77	219	+3	t37

Match Play - Semifinals: Georgia Tech d. Florida State, 3.5-1.5 (Lamprecht d. Sakane, 1-up;

Forrester l. Kjettrup, 4&3; Steelman & Anderson halved;


Reuter d. Roberts, 1-up; Howe d. McCann, 5&3.

Championship match: Wake Forest d. Georgia Tech, 3-2

(Lamprecht d. Power, 5&4; Howe l. Gillam, 2-up; Steelman

l. Brennan, 1-up; Forrester d. Kennon, 4&2; Reuter l.

Fitzpatrick, 21 holes



NCAA CHAMPIONSHIP SUMMARIES

1927 Championship

Garden City, N.J./Garden City Country Club

1 Watts Gunn d. Roland McKenzie (Brown), 10-9, in championship match

Gunn won the medal competition with a 72-hole score of 302, and shot 69 in the championship match.

1934 Championship

Cleveland, Ohio/Cleveland Country Club

1 Charles Yates d. Ed White (Texas) in championship match

Frank Ridley lost in semifinals to Yates; Berrien Moore lost in first round of match play to Chuck Kocsis of Michigan; George Harris did not advance from stroke-play portion of championship.

1947 Championship

Michigan (host school)/Ann Arbor, Mich.

T14th/39 teams (634)

Strokes Off Lead: -28

Individual results unknown

1966 Championship

Stanford, Calif./Stanford Golf Course

Bunky Henry 79 77 - - 156 +12 mc

1967 Championship

Shawnee, Pa./Shawnee-on-the-Delaware Golf Club

Bunky Henry 77 71 70 70 E 288 t2

1978 Championship

Eugene, Ore./Eugene Country Club

Larry Mize 77 79 81 - 237 +21 mc

1985 Championship

Haines City, Fla./Grenelefe Golf and Tennis Resort

12th/30 teams (300-300-300-301—1201)

Strokes Off Lead/Par: -29/+49

Jay Nichols 72 75 75 75 297 +9 t26
Nacho Gervas 77 76 72 75 298 +10 t35
Bill McDonald 74 76 76 75 301 +13 t54
Bob McDonnell 77 73 77 78 305 +17 t74
Rod Park 78 82 77 89 326 +38 t97

1986 Championship

Advance, N.C./Bermuda Run Country Club

T-13th/31 teams (296-294-298-292—1180)

Strokes Off Lead/Par: -24/+28

Nacho Gervas 72 70 74 71 287 -1 t3
Jay Nichols 71 73 76 74 294 +6 t38
Bob McDonnell 77 72 74 71 294 +6 t38
Lenny Nash 76 81 75 76 308 +20 t105
Bill McDonald 80 79 75 76 310 +22 t109

1987 Championship

Columbus, Ohio/Ohio State Univ. Scarlet Course

22nd/30 teams (302-310-298-304—1214)

Strokes Off Lead/Par: -54/+62

Nacho Gervas 77 77 74 73 301 +13 t45
Bill McDonald 75 76 75 77 303 +15 t59
Charlie Rymer 74 82 74 78 308 +20 t91
Chris Cupit 76 77 76 80 309 +21 t97
Jay Nichols dq 80 75 76 - - na

1988 Championship

Thousand Oaks, Calif./North Ranch Country Club

7th/32 teams (301-289-296-298—1184)

Strokes Off Lead/Par: -8/+32

Bill McDonald 77 68 69 73 287 -1 t2
Charlie Rymer 74 74 76 71 295 +8 t26
Tripp Isenhour 75 72 74 80 301 +13 t54
Chan Reeves 75 81 81 74 311 +23 82
Michael Clark 85 75 77 82 319 +31 t87

1989 East Regional

North Myrtle Beach, S.C./The Long Bay Club

2nd/19 teams (299-291-288—878)

Strokes Off Lead/Par: -6/+14

Charlie Rymer 73 73 71 217 +1 t3
Chan Reeves 76 71 71 218 +2 t6
Tripp Isenhour 75 75 73 223 +7 t22
Michael Clark 79 72 73 224 +8 t26
Trey Holroyd 75 79 dq 154 - na

1989 Finals

Edmond, Okla./Oak Tree Country Club

MC/30 teams (295-298—593)

Strokes Off Lead/Par: NA/+17

Charlie Rymer 76 70 - - 146 +2 na
Tripp Isenhour 74 73 - - 147 +3 na
Michael Clark 74 75 - - 149 +5 na
Chan Reeves 71 80 - - 151 +7 na
Trey Holroyd 77 82 - - 159 +15 na

Tech stood 18th after 36 holes.

1990 East Regional

Savannah, Ga./Sheraton Resort and Country Club

T-2nd/23 teams (284-280-287—851)

Strokes Off Lead/Par: -3/-13

Tripp Isenhour 71 69 73 213 -3 t9
Charlie Rymer 70 71 72 213 -3 t9
David Duval 70 72 71 213 -3 t9
Tom Shaw 73 68 73 214 -2 t15
Chan Reeves 73 74 71 218 +2 t37

1990 Finals

Tarpon Springs, Fla./Innisbrook Golf & Resort

11th/30 teams (292-288-304-289—1173)

Strokes Off Lead/Par: -18/+21

David Duval 74 68 76 70 288 E t8
Tripp Isenhour 73 72 76 70 291 +3 t23
Charlie Rymer 73 76 77 73 299 +11 t68
Tom Shaw 77 73 75 76 301 +13 t82
Chan Reeves 72 75 79 76 302 +14 t87

1991 East Regional

New Haven, Conn./Yale Golf Course

1st/23 teams (287-274-291—852)

Strokes Off Lead/Par: +13/+12

Chan Reeves 69 69 69 207 -3 1
David Duval 73 65 74 212 +2 t4
Jimmy Johnston 72 73 71 216 +6 t13
Briny Baird 73 73 78 224 +14 t47
Tom Shaw 77 67 77 231 +21 t86

1991 Finals

Pebble Beach, Calif./Poppy Hills Golf Club

6th/30 teams (303-292-302-291—1188)

Strokes Off Lead/Par: -27/+36

David Duval 76 70 71 69 286 -2 2
Jimmy Johnston 73 75 81 71 300 +12 t45
Tom Shaw 79 72 76 74 301 +13 t56
Chan Reeves 76 75 77 77 305 +17 t81
Briny Baird 78 75 78 81 312 +24 t127

1992 East Regional

Hamilton, N.Y./Colgate Seven Oaks Golf Course

3rd/22 teams (301-286-291—878)

Strokes Off Lead/Par: -4/+14

Jimmy Johnston 72 67 70 209 -7 1
David Duval 76 73 68 217 +1 t5
Wyatt Rollins 75 74 74 223 +7 t28
Briny Baird 81 72 79 232 +16 t78
Stewart Cink 78 81 81 240 +24 t105

1992 Finals

Albuquerque, N.M./Univ. of New Mexico Championship Course

5th/30 teams (289-294-284-284—1151)

Strokes Off Lead/Par: -22/-1

David Duval 68 74 72 75 289 +1 t23
Jimmy Johnston 73 76 70 71 290 +2 t26
Briny Baird 79 73 70 69 291 +3 t36
Stewart Cink 73 74 72 73 292 +4 t42
Wyatt Rollins 75 73 73 71 292 +4 t42

1993 East Regional

Charlottesville, Va./Birdwood Golf Course

5th/22 teams (285-298-284—867)

Strokes Off Lead/Par: -18/+3

David Duval 67 74 70 211 -5 t3
Mikko Rantanen 71 74 73 218 +2 t27
Stewart Cink 74 74 70 218 +2 t27
Carlos Beutell 74 76 71 221 +5 t44
Tommy Johnston 73 76 78 227 +11 t77

1993 Finals

Lexington, Ky./The Champions Golf Club

2nd/30 teams (288-293-278-287—1146)

Strokes Off Lead/Par: -1/-6

David Duval 73 71 65 70 279 -9 2
Stewart Cink 70 74 71 74 289 +1 t13
Carlos Beutell 72 76 68 73 289 +1 t13
Mikko Rantanen 73 72 78 70 293 +5 t24
Tommy Johnston 83 79 74 74 310 +22 t71

1994 East Regional

Opelika, Ala./Grand National Lake Course

3rd/23 teams (300-292-284—876)

Strokes Off Lead/Par: -8/+12

Stewart Cink 74 75 67 216 E 3
Mikko Rantanen 76 71 71 218 +2 t8
Brian Newton 80 70 72 222 +6 t22
Sam Hulsey 74 80 74 228 +12 t51
Carlos Beutell 76 76 78 230 +14 t64

1994 Finals

McKinney, Texas/Stonebridge Country Club

6th/30 teams (296-274-277-298—1145)

Strokes Off Lead/Par: -8/-7

Stewart Cink 75 67 65 73 280 -8 t5
Mikko Rantanen 71 63 71 82 287 -1 t21
Carlos Beutell 76 71 69 76 292 +4 t45
Jason Walters 77 73 72 76 298 +10 t65
Brian Newton 74 75 79 73 301 +13 t71

1995 East Regional

New Haven, Conn./Yale Golf Course

T-7th/21 teams (293-295-298—886)

Strokes Off Lead/Par: -29/+46

Stewart Cink 71 73 74 218 +8 t15
Carlos Beutell 77 75 73 225 +15 t56
Brian Newton 73 80 72 225 +15 t56
Jason Walters 74 74 79 227 +17 t70
Sam Hulsey 75 73 80 228 +18 t75

NCAA CHAMPIONSHIP SUMMARIES

1995 Finals

Columbus, Ohio/Ohio State Univ. Scarlet Course

MC/30 teams (304-302—606)

Strokes Off Lead/Par: -27/+30

Stewart Cink.....	73	72	-	-	145	+1	na
Sam Hulse.....	77	75	-	-	152	+8	na
Jason Walters.....	75	79	-	-	154	+10	na
Brian Newton.....	79	76	-	-	155	+11	na
Carlos Beutell.....	82	81	-	-	163	+19	na

Tech stood 29th after 36 holes.

1997 East Regional

Hot Springs, Va./Homestead Resort, Cascades Course

Matt Kuchar..... 68 74 74 216 E t6

1997 Finals

Lake Forest, Ill./Conway Farms Golf Club

Matt Kuchar..... 77 76 - - 153 +9 mc

1998 East Regional

Daufuskie Island, S.C./Melrose Golf Club

1st/23 teams (284-275-276—835)

Strokes Off Lead/Par: —/-29

Matt Kuchar.....	64	69	69	202	-14	1
Bryce Molder.....	73	67	66	206	-10	2
Mike Pearson.....	73	69	73	215	-1	t22
Carlton Forrester.....	75	73	68	216	E	t26
Wes Latimer.....	74	70	75	219	+3	t40

1998 Finals

Albuquerque, N.M./Univ. of New Mexico Championship Course

3rd/30 Teams (281-277-286-278—1122)

Strokes Off Lead/Par: -4/-30

Bryce Molder.....	68	68	68	69	273	-15	6
Matt Kuchar.....	69	67	70	70	276	-12	t7
Wes Latimer.....	76	74	75	67	292	+4	t60
Mike Pearson.....	73	70	73	76	292	+4	t60
Carlton Forrester.....	71	72	78	72	293	+5	t65

1999 East Regional

Providence, R.I./Rhode Island Country Club

1st/23 teams (283-280-282—845)

Strokes Off Lead/Par: +9/-7

Matt Kuchar.....	70	69	70	209	-1	2
Bryce Molder.....	69	74	67	210	E	t3
Wes Latimer.....	72	70	70	212	+2	t5
Mike Pearson.....	73	68	75	216	+6	t18
Carlton Forrester.....	72	73	78	223	+13	t64

1999 Finals

Edina, Minn./Hazeltine National Golf Club

MC/30 teams (314-312—626)

Strokes off Lead/Par: -36/+50

Bryce Molder.....	77	77	-	-	154	+10	na
Wes Latimer.....	74	80	-	-	154	+10	na
Matt Kuchar.....	83	76	-	-	159	+15	na
Carlton Forrester.....	81	79	-	-	160	+16	na
Mike Pearson.....	82	80	-	-	162	+18	na

Tech stood 28th after 36 holes.

2000 East Regional

Moosic, Pa./Glenmaura National Golf Club

3rd/27 teams (297-296-291—884)

Strokes Off Lead/Par: -13/+32

Matt Kuchar.....	74	73	73	220	+7	t14
Carlton Forrester.....	74	73	73	220	+7	t14
Bryce Molder.....	71	75	76	222	+9	t21
Troy Matteson.....	81	75	72	228	+15	t56
Matt Weibring.....	78	77	73	228	+15	t56

2000 Finals

Opelika, Ala./Grand National Lake Course

2nd/30 teams (280-282-278-276—1116)

Strokes off Lead/Par: E/-36

Matt Weibring.....	71	71	67	67	276	-12	6
Carlton Forrester.....	74	70	68	70	282	-6	t15
Bryce Molder.....	69	72	71	70	282	-6	t15
Matt Kuchar.....	67	70	72	74	283	-5	t20
Troy Matteson.....	73	71	72	69	285	-3	t30

2001 East Regional

Williamsburg, Va./Golden Horseshoe Golf Club

7th/27 teams (285-279-282—846)

Strokes Off Lead/Par: -18/-18

Bryce Molder.....	68	69	66	203	-13	2
Matt Weibring.....	69	71	70	210	-6	t10
Troy Matteson.....	73	69	73	215	-1	t49
Wes Latimer.....	75	70	73	218	+2	t64
Kris Mikkelsen.....	75	72	74	221	+5	t75

2001 Finals

Durham, N.C./Duke University Golf Club

4th/30 teams (289-292-282-285—1148)

Strokes off Lead/Par: -22/-4

Kris Mikkelsen.....	66	72	72	71	281	-7	t4
Bryce Molder.....	73	72	66	73	284	-4	t8
Troy Matteson.....	74	76	69	70	289	+1	t27
Wes Latimer.....	76	72	77	74	299	+11	t59
Matt Weibring.....	76	78	75	71	300	+12	t63

2002 East Regional

Roswell, Ga./Ansley Golf Club's Settindown Creek

1st/27 teams (291-287-298—876)

Strokes Off Lead/Par: +1/+12

Matt Weibring.....	70	71	75	216	E	5
Chan Song.....	76	70	74	220	+4	t13
Kris Mikkelsen.....	73	74	74	221	+5	t18
Nicholas Thompson.....	75	72	75	222	+6	t23
Troy Matteson.....	73	76	78	227	+11	t60

2002 Finals

Columbus, Ohio/Ohio State Univ. Scarlet Course

2nd/30 teams (277-286-290-285—1138)

Strokes off Lead/Par: -4/+2

Troy Matteson.....	73	66	70	67	276	-8	1
Kris Mikkelsen.....	70	74	71	71	286	+2	t33
Nicholas Thompson.....	67	73	75	74	289	+5	t51
Matt Weibring.....	70	74	74	73	291	+7	t63
Chan Song.....	70	73	76	75	294	+10	t86

2003 East Regional

Auburn, Ala./Auburn University Club

2nd/27 teams (281-286-281—848)

Strokes Off Lead/Par: -9/-16

Troy Matteson.....	68	67	66	201	-15	1
Chan Song.....	70	71	70	211	-5	t12
Nicholas Thompson.....	71	76	73	220	+4	t43
Adam Cranford.....	72	78	72	222	+6	t51
Thomas Jordan.....	78	72	76	226	+10	t76

2003 Finals

Stillwater, Okla./Karsten Creek Golf Club

11th/30 teams (310-306-302-300—1218)

Strokes off Lead/Par: -27/+66

Nicholas Thompson.....	77	77	72	70	296	+8	t12
Troy Matteson.....	78	74	77	75	304	+16	t39
Thomas Jordan.....	79	77	79	77	312	+24	t63
Chan Song.....	77	82	76	78	313	+25	t67
Adam Cranford.....	78	78	77	89	322	+34	t83

2004 East Regional

New Haven, Conn./The Course at Yale

T3rd/27 teams (291-288-285—864)

Strokes Off Lead/Par: -8/+24

Roberto Castro.....	74	68	70	212	+2	t9
Nicholas Thompson.....	72	73	70	215	+5	t17
Mike Barbosa.....	73	75	71	219	+9	t31
Chan Song.....	72	72	76	220	+10	t41
Kevin Larsen.....	80	80	74	234	+24	t111

2004 Finals

Hot Springs, Va./Homestead Resort, Cascades Course

T5th/30 teams (289-285-287-290-1151)

Strokes off Lead/Par: -17/+31

Nicholas Thompson.....	70	73	68	73	284	E	t17
Chan Song.....	70	69	77	71	287	+3	t24
Mike Barbosa.....	73	74	72	72	291	+11	t36
Roberto Castro.....	76	74	70	74	294	+14	t44
Kevin Larsen.....	82	69	78	79	308	+28	t76

2005 East Regional

Kingston Springs, Tenn./The Golf Club of Tennessee

T6th/27 teams (285-283-279—847)

Strokes Off Lead/Par: -12/-5

Roberto Castro.....	73	69	65	207	-6	t10
Chan Song.....	68	69	70	207	-6	t10
Nicholas Thompson.....	72	72	69	213	E	t33
Kevin Larsen.....	72	75	75	222	+9	t82
Mike Barbosa.....	77	73	75	225	+12	t100

2005 Finals

Owings Mills, Md./Caves Valley Golf Club

2nd/30 teams (288-281-295-282—1146)

Strokes off Lead/Par: -11/+26

Roberto Castro.....	69	68	71	71	279	-1	3
Mike Barbosa	71	72	76	71	290	+10	t27
Chan Song	73	72	74	71	290	+10	t27
Nicholas Thompson....	75	69	77	69	290	+10	t27
Kevin Larsen.....	77	74	74	77	302	+22	t67

2006 Central Regional

Chardon, Ohio/Sand Ridge Golf Club

T3rd/27 teams (295-288-284—867)

Strokes Off Lead/Par: -22/+15

Cameron Tringale.....	71	71	72	214	+1	t4
Kevin Larsen.....	69	78	70	217	+4	t15
Roberto Castro.....	77	73	70	220	+7	t30
Mike Barbosa.....	78	71	72	221	+8	t37
Taylor Hall.....	80	73	73	226	+13	t63

2006 Finals

Sunriver, Ore./Crosswater Golf Club

MC/30 teams (304-294-296—891)

Strokes off Lead/Par: -34/+27

Cameron Tringale.....	73	70	68	74	285	-3	#t8
Kevin Larsen.....	76	71	73	-	220	+4	na
Mike Barbosa.....	75	74	77	-	226	+10	na
Roberto Castro.....	77	84	78	-	239	+23	na
Taylor Hall.....	81	79	80	-	240	+24	na

Tech stood 26th after 54 holes; #made 54-hole cut as individual

2007 East Regional

Alpharetta, Ga./The Golf Club of Georgia

T2nd/27 teams (284-294-289—867)

Strokes Off Lead/Par: -12/+3

Chesson Hadley.....	68	75	71	214	-2	7
Cameron Tringale.....	67	70	80	217	+1	t14
Roberto Castro.....	75	73	73	221	+5	t27
Kevin Larsen.....	74	76	76	226	+10	tT66
Taylor Hall.....	81	78	69	228	+12	t78

NCAA CHAMPIONSHIP SUMMARIES

2007 Finals

Williamsburg, Va./Golden Horseshoe Golf Club (Gold Course)

8th/30 teams (288-275-280-288 — 1131)

Strokes off Lead/Par: -22/+11

Chesson Hadley.....	72	67	66	70	275	-5	t4
Cameron Tringale.....	67	68	69	74	278	-2	t9
Roberto Castro.....	74	70	72	71	287	+7	t46
Kevin Larsen.....	75	70	74	74	293	+13	t68
Taylor Hall.....	78	72	73	73	296	+16	t74

2008 Central Regional

Columbus, Ohio/Ohio State Scarlet Course

15th/27 teams (307-299-302 — 908)

Strokes Off Lead/Par: -29/+56

Chesson Hadley.....	72	75	75	222	+9	t12
Taylor Hall.....	78	74	75	227	+14	t52
John-Tyler Griffin.....	78	77	74	229	+16	t65
Cameron Tringale.....	80	74	78	232	+19	t89
David Dragoo.....	79	76	80	235	+22	t109

2009 Central Regional

Bowling Green, Ky./The Club at Olde Stone

T3rd/13 teams (292-293-295 — 880)

Strokes Off Lead/Par: -17/+16

Cameron Tringale.....	69	74	71	214	-2	t3
John-Tyler Griffin.....	74	72	71	217	+1	t11
Chesson Hadley.....	75	72	77	224	+8	t30
James White.....	75	75	76	226	+10	t39
David Dragoo.....	74	78	78	230	+14	t48

2009 Finals

Toledo, Ohio/Inverness Club

T10th/30 teams (301-285-288 — 874)

Strokes off Lead/Par: -25/+22

Cameron Tringale.....	74	67	74	215	+2	t18
David Dragoo.....	79	72	68	219	+6	t36
Chesson Hadley.....	72	72	76	220	+7	t47
John-Tyler Griffin.....	76	74	72	222	+9	t60
James White.....	79	77	74	230	+17	t127

2010 Southeast Regional

Milton, Ga./Capital City Club Crabapple Course

3rd/13 teams (287-286-272 — 845)

Strokes off Lead/Par: -4/+5

John-Tyler Griffin.....	68	73	68	209	-1	t3
Chesson Hadley.....	73	69	68	210	E	t8
James White.....	71	72	72	215	+5	t23
Kyle Scott.....	77	72	68	217	+7	t30
Paul Haley.....	75	76	68	219	+9	t41

2010 Finals

Ooltewah, Tenn./The Honors Course

3rd/30 teams (290-282-286 — 858)

Strokes off Lead/Par: -8/-6

Paul Haley.....	70	69	73	212	-4	t9
Chesson Hadley.....	72	72	69	213	-3	t14
John-Tyler Griffin.....	71	72	72	215	-1	t25
James White.....	77	72	72	221	+5	t72
Kyle Scott.....	78	69	74	221	+5	t72

Match Play - Lost to Augusta State, 3-2 (quarterfinals) -

Haley L 1-up, Scott W 1-up, White W 2&1, Hadley L 1-up, Griffin L 1-up

2011 East Regional

Radford, Va./Pete Dye River Course at Virginia Tech

T-3rd/13 teams (289-293-287 — 869)

Strokes off Lead/Par: -4/+5

Kyle Scott.....	68	73	71	212	-4	t2
James White.....	73	71	68	212	-4	t2
John-Tyler Griffin.....	74	74	73	221	+5	t17
Richard Werenski.....	74	75	75	224	+8	t28
Paul Haley.....	76	76	76	228	+12	t42

2011 Finals

Stillwater, Okla./Karsten Creek Golf Club

2nd/30 teams (283-290-302 — 875)

Strokes off Lead/Par: -3/+11

James White.....	67	73	76	216	E	t8
John-Tyler Griffin.....	73	72	74	219	+3	t17
Paul Haley.....	71	72	77	220	+4	t20
Kyle Scott.....	72	74	75	221	+5	t29
Richard Werenski.....	76	73	82	231	+15	t102

Match Play - Lost to Augusta State, 3-2 (quarterfinals) -

White L 3&2, Griffin W 3&2 W 1-up, Scott L 1-up, Haley L 2-up, Werenski W 19 holes

2012 Southwest Regional

Norman, Okla./Jimmie Austin OU Golf Club

6th/14 teams (290-286-307 — 883)

Strokes off Lead/Par: -23/+19

Ollie Schniederjans.....	72	69	78	219	+3	t15
James White.....	69	74	79	222	+6	t24
Anders Albertson.....	74	76	73	223	+7	t27
Bo Andrews.....	75	72	77	224	+8	t31
Richard Werenski.....	77	71	81	229	+13	t48

2013 Tallahassee Regional

Tallahassee, Fla./Golden Eagle Golf and Country Club

4th/13 teams (280-284-285 — 849)

Strokes off Lead/Par: -19/-15

Anders Albertson.....	66	71	72	209	-7	t10
Bo Andrews.....	71	71	68	210	-6	t14
Ollie Schniederjans.....	70	71	71	212	-4	t19
Shun Yat Hak.....	73	73	74	220	+4	t42
Seth Reeves.....	75	71	79	225	+9	t60

2013 Finals

Milton, Ga./Capital City Club Crabapple Course

2nd/30 teams (274-274-282 — 830)

Strokes off Lead/Par: -6/-10

Ollie Schniederjans.....	67	68	70	205	-5	t8
Seth Reeves.....	69	69	68	206	-4	t13
Anders Albertson.....	69	67	73	209	-1	t26
Shun Yat Hak.....	69	70	71	210	E	t32
Bo Andrews.....	78	72	73	223	+13	t144

Match Play - Defeated UNLV, 3-2 (quarterfinals) - Reeves

L 4&3, Hak L 2-up, Andrews W 3&2, Schniederjans W

1-up (19 holes), Albertson W 2&1; Lost to Alabama, 3-0-2

(semifinals) - Albertson AS, Hak L 4&3, Andrews AS,

Reeves L 3&1, Schniederjans L 3&2

2014 Raleigh Regional

Raleigh, N.C./Lonnie Poole Golf Course

1st/13 teams (268-272-285 — 825)

Strokes off Lead/Par: +17/-27

Ollie Schniederjans.....	66	68	72	206	-7	2
Seth Reeves.....	69	69	69	207	-6	t3
Bo Andrews.....	67	68	74	209	-4	t6
Anders Albertson.....	73	67	71	211	-2	8
Richard Werenski.....	66	75	73	214	+1	t15

2014 Finals

Hutchinson, Kan./Prairie Dunes Country Club

5th/30 teams (277-282-282 — 841)

Strokes off Lead/Par: -12/+1

Ollie Schniederjans.....	71	65	68	204	-6	2
Seth Reeves.....	66	72	68	206	-4	t6
Richard Werenski.....	69	72	74	215	+5	t69
Bo Andrews.....	71	73	74	218	+8	t89
Anders Albertson.....	79	73	72	224	+14	t125

Match Play - lost to Oklahoma State, 4-0-1

(quarterfinals) - Werenski L 2&1, Andrews L 1-up, Albertson L 1-up; Schniederjans AS, Reeves L 1-up

2015 San Diego Regional

Rancho Sante Fe, Calif./The Farms Golf Club

3rd/13 teams (299-283-287 — 869)

Strokes off Lead/Par: -26/+5

Ollie Schniederjans.....	75	69	70	214	-2	t7
Anders Albertson.....	75	72	70	217	+1	t14
Chris Petefish.....	72	70	75	217	+1	t14
James Clark.....	77	72	73	222	+6	t29
Vincent Whaley.....	78	73	74	225	+9	t49

2015 Finals

Bradenton, Fla./The Concession Golf Club

9th/30 teams (293-295-290-297 — 1175)

Strokes off Lead/Par: -20/+23

Vincent Whaley.....	79	71	68	76	294	+6	t33
Ollie Schniederjans.....	76	74	70	78	298	+10	t49
Chris Petefish.....	72	77	73	77	299	+11	53
James Clark.....	76	75	79	70	300	+12	t54
Anders Albertson.....	69	75	85	74	303	+15	t67

2016 Tucson Regional

Marana, Ariz./The Gallery at Dove Mountain

T7th/14 teams (297-288-282 — 867)

Strokes off Lead/Par: -34/+3

Jacob Joiner.....	78	70	68	216	E	t17
Chris Petefish.....	70	75	71	216	E	t17
Vincent Whaley.....	75	71	70	216	E	t17
James Clark.....	74	72	73	219	+3	t26
Michael Hines.....	86	77	78	241	+25	71

2017 Stanford Regional

Stanford, Calif./Stanford Golf Course

6th/13 teams (287-273-284 — 844)

Strokes off Lead/Par: -21/+4

Luke Schniederjans.....	76	62	72	210	E	t12
Andy Ogletree.....	70	72	69	211	+1	t17
James Clark.....	71	69	74	214	+4	t27
Tyler Strafaci.....	70	70	74	214	+4	t27
Vincent Whaley.....	76	73	69	218	+8	t48

2018 Raleigh Regional

Raleigh, N.C./Lonnie Poole Golf Course

6th/14 teams (274-279-282 — 835)

Strokes off Lead/Par: -22/-17

Tyler Strafaci.....	68	69	71	208	-5	t13
Andy Ogletree.....	70	69	70	209	-4	t16
Noah Norton.....	70	69	72	211	-2	t26
Chris Petefish.....	68	74	69	211	-2	t26
Luke Schniederjans.....	68	72	72	212	-1	t32

NCAA CHAMPIONSHIP SUMMARIES

2019 Pullman Regional

Pullman, Wash./Palouse Ridge Golf Club
4th/14 teams (271-270-277 — 818)
Strokes off Lead/Par: -11/-22

Andy Ogletree.....	67	66	70	203	-7	t12
Connor Howe.....	66	70	68	204	-6	t17
Luke Schniederjans.....	70	66	68	204	-6	t17
Noah Norton.....	68	68	71	207	-3	t29
Tyler Strafaci.....	72	73	73	218	+8	60

2019 Finals

Fayetteville, Ark./Blessings Golf Club
18th*/30 teams (307-293-303 — 903)
Strokes off Lead/Par: -51/+39

Tyler Strafaci.....	75	70	77	222	+6	t34
Luke Schniederjans.....	79	67	80	226	+10	t65
Connor Howe.....	80	77	72	229	+13	t88
Andy Ogletree.....	77	79	74	230	+14	t96
Noah Norton.....	76	79	80	235	+19	t124

*eliminated after 54 holes

2020 NCAA Championship

cancelled due to Covid-19 pandemic

2021 Tallahassee Regional

Tallahassee, Fla./Seminole Legacy Golf Club
3rd/14 teams (277-286-285 — 848)
Strokes off Lead/Par: -18/-16

Christo Lamprecht.....	68	71	70	209	-7	t5
Ben Smith.....	68	69	73	210	-6	t8
Connor Howe.....	71	70	74	215	-1	t21
Noah Norton.....	70	76	71	217	+1	t28
Will Dickson.....	73	77	dnc			
Bartley Forrester*.....	dnc	dnc	71			

*substitute for final round

2021 Finals

Scottsdale, Ariz./Grayhawk Golf Club - Raptor Course
15th/30 teams (289-288-295-297 — 1169)
Strokes off Lead/Par: -52/+49

Christo Lamprecht.....	69	75	76	70	290	+10	t44
Noah Norton.....	72	71	72	75	290	+10	t44
Ben Smith.....	74	71	75	77	297	+17	t69
Connor Howe.....	75	74	75	75	299	+19	t71
Bartley Forrester.....	74	72	73	81	300	+20	t75

2022 Columbus Regional

Columbus, Ohio/OSU Golf Club - Scarlet Course
T-1st/13 teams (290-271-281 — 842)
Strokes off Lead/Par: 0/-10

Ross Steelman.....	72	67	68	207	-6	2
Benjamin Reuter.....	72	68	71	211	-2	t4
Connor Howe.....	73	68	71	212	-1	t7
Christo Lamprecht.....	78	68	71	217	+4	t29
Bartley Forrester.....	73	75	71	219	+6	t40

2022 Finals

Scottsdale, Ariz./Grayhawk Golf Club - Raptor Course
T-12th/30 teams (298-289-290-294 — 1171)
Strokes off Lead/Par: -37/+51

Bartley Forrester.....	73	72	73	68	286	+6	t15
Christo Lamprecht.....	73	71	70	75	289	+9	t32
Connor Howe.....	76	70	72	75	293	+13	t47
Ross Steelman.....	76	79	78	76	309	+29	76
Benjamin Reuter.....	78	76	dnc	dnc			
Ben Smith*.....	dnc	dnc	75	89			

*substitute for final two rounds

Finals Superlatives

INDIVIDUAL

Lowest Round: 63 (-9), Mikko Rantanen, 2nd round, 1994
Low Tournament Score: 273 (-15), Bryce Molder, 1998
Best Finish: 1st, Troy Matteson, 2002
Worst Finish (72 holes): T-127, Briny Baird, 1991

TEAM

Lowest Round: 274 (-14), 2nd round, 1994
Highest Round: 314, 1st round, 1999
Low Tournament Score: 1116 (-36) in 2000
High Tournament Score (72 holes): 1218 in 2003
Best Finish (stroke play): 2nd place, 1993, 2000, 2002, 2005, 2012
Worst Finish (72 holes): 22nd place, 1987
Closest to Leader: Tied, lost playoff in 2000
Furthest from Leader (72 holes): 54 strokes, 1987
Most Strokes Under Par: 36-under-par (1116), 2000

Regional Superlatives

INDIVIDUAL

Lowest Round: 64 (-8), Matt Kuchar (1st round), 1998
Low Tournament Score: 201 (-15), Troy Matteson, 2003
Most Shots Under Par: -15 (201), Troy Matteson, 2003
Best Finish: 1st, Chan Reeves, 1991; Jimmy Johnston, 1992; Matt Kuchar, 1998; Troy Matteson, 2003
Widest Victory Margin: 4 shots, Chan Reeves, 1991; Matt Kuchar, 1998

TEAM

Lowest Round: 268 (-16), 1st round, 2014
Highest Round: 301, 1st round, 1992
Low Tournament Score: 818 (-22), 2019
High Tournament Score: 886, 1995
Best Finish: 1st place, 1991, 1998, 1999, 2002, 2014, 2022
Worst Finish: T-7th place, 1995, 2016
Widest Victory Margin: 13 strokes, 1991
Most Shots from Lead: 34 strokes, 2016
Most Shots Under Par: -29 (835), 1998

NCAA Championship Timeline

The national collegiate championships were conducted by the United States Golf Association through 1938, and consisted of a medal competition and a match play bracket similar to today's U.S. Amateur.

The NCAA began conducting the championship in 1939, using a match play format through 1965, when it became a 72-hole, stroke-play event.

The NCAA instituted a 54-hole cut from 1979-88. A 36-hole cut was used in 1989, and again from 1992-2001. No cuts were made in 1990, 1991 or 2002.

Regional qualifying tournaments were instituted in 1989, expanding the championship field to 81 teams, 27 in each of three regionals, with 30 teams advancing to the 72-hole finals. In 2009, the format was changed to include six regional tournaments. Thirty teams (five from each regional) advanced to the finals.

The finals structure changed again in 2009, with 30 teams playing 54 holes of stroke play. The individual national champion was crowned after 54 holes, and the top eight teams advanced to a match play bracket to decide the team champion. In 2015, the NCAA added a fourth 18-hole round to the stroke-play portion, cutting the field to the top 15 teams and nine individuals not on those teams for the final round, which determined the medalist and the eight teams for match play.



Georgia Tech's 2000 NCAA Championship runner-up team shot 36 under par over 72 holes and lost the title in a playoff to Oklahoma State.

TEAM HISTORY AT-A-GLANCE

Year	Coach	Captain	*Record/Wins	+NCAA	#Conference	Rank
1918	unknown	Tom Prescott	3-0	—	—	—
1919	unknown	unknown	unknown	—	—	—
1920	unknown	unknown	unknown	—	—	—
1921	unknown	unknown	unknown	—	—	—
1922	unknown	unknown	unknown	—	—	—
1923	unknown	Bip Farnsworth	2-1	—	—	—
1924	unknown	Bip Farnsworth	1-2	—	—	—
1925	unknown	Bill Spalding	2-2	—	—	—
1926	unknown	Bill Spalding	5-2	—	—	—
1927	unknown	Watts Gunn+	5-1	—	Champions	—
1928	unknown	Watts Gunn	6-1	—	—	—
1929	unknown	Shag Irvin	5-3	—	—	—
1930	unknown	Charles Brimby	4-5	—	—	—
1931	H.E. Dennison	Scott Hudson	4-4	—	—	—
1932	H.E. Dennison	Ivan Allen	unknown	—	—	—
1933	H.E. Dennison	Frank Ridley	6-0	—	—	—
1934	H.E. Dennison	Charlie Yates+	7-0	—	—	—
1935	H.E. Dennison	Charlie Yates	7-0	—	—	—
1936	H.E. Dennison	S.N. Holditch	unknown	—	—	—
1937	H.E. Dennison	Tommy Barnes	unknown	—	—	—
1938	H.E. Dennison	Tommy Barnes	unknown	—	—	—
1939	H.E. Dennison	Gene Brooks	unknown	—	—	—
1940	H.E. Dennison	Danny Yates	unknown	—	—	—
1941	H.E. Dennison	Danny Yates	unknown	—	—	—
1942	H.E. Dennison	Hal Florence	unknown	—	—	—
1943	no team					
1944	no team					
1945	no team					
1946	H.E. Dennison	none	unknown	—	—	—
1947	H.E. Dennison	Ike Scott	11-2	T14th	—	—
1948	H.E. Dennison	Ashby Taylor	8-5	—	2nd	—
1949	H.E. Dennison	Albert Swann	8-2	—	Champions	—
1950	H.E. Dennison	Scott Howell	5-5-1	—	6th	—
1951	H.E. Dennison	Scott Howell	8-3	—	3rd	—
1952	H.E. Dennison	Tommy Bachman	6-5	—	3rd	—
1953	H.E. Dennison	Charlie Harrison	2-7	—	7th	—
1954	H.E. Dennison	Lynwood Johnson	7-2	—	5th	—
1955	H.E. Dennison	John Maddox	4-7	—	6th	—
1956	Tommy Plaxico	Ned Edge	7-3-1	—	3rd	—
1957	Tommy Plaxico	George Johnson	5-7	—	3rd	—
1958	Tommy Plaxico	Morris Copeland, Bland Johnson	8-7	—	5th	—
1959	Tommy Plaxico	Jimmy Cleveland	2-8	—	4th	—
1960	Tommy Plaxico	Jimmy Cleveland	9-4	—	4th	—
1961	Tommy Plaxico	Lefty Ewing	8-6	—	5th	—
1962	Tommy Plaxico	Bill Ploeger	7-7-2	—	t4th	—
1963	Tommy Plaxico	Buddy Baker	8-9	—	7th	—
1964	Tommy Plaxico	Robbie Horak	5-10	—	7th	—
1965	Tommy Plaxico	Larry Sears	7-6-1	—	—	—
1966	Tommy Plaxico	Bunky Henry	7-2-2	—	—	—
1967	Tommy Plaxico	Bunky Henry	10-7	—	—	—
1968	Tommy Plaxico	Bill Dudley	3-15-1	—	—	—
1969	Tommy Plaxico	Len Williams	8-7	—	—	—
1970	Tommy Plaxico	none	11-8-1	—	—	—
1971	Tommy Plaxico	none	3-10	—	—	—
1972	Tommy Plaxico	none	8-9	—	—	—
1973	Tommy Plaxico	Lanny Houillion	4-3	—	—	—
1974	Tommy Plaxico	none	4-5	—	—	—
1975	Tommy Plaxico	none	—	—	11th	—
1976	Tommy Plaxico	Jim Teuscher	**2-0	—	12th	—
1977	Tommy Plaxico	Mike Johnson	**0-1	—	3rd	—
1978	Tommy Plaxico	Larry Mize	—	—	5th	—
1979	Tommy Plaxico	Larry Mize	—	—	8th	—
1980	Tommy Plaxico	—	—	—	—	—
1981	Tommy Plaxico	—	—	—	—	—
1982	Tommy Plaxico	—	—	—	8th	—

Georgia Tech fielded its first intercollegiate golf team in 1918, “and it was met with marked success in the matches with the Eastern colleges,” reads the 1918 edition of the Blueprint, the Georgia Tech yearbook.

“To get to the personnel and work of the team. Very little time was had by the men to practice, but they went to it with a will and when the time for the first match with Columbia came around, a formidable quartet was on hand. Perry Adair, one of the foremost golfers in the South, was number one man. Adair has been playing golf around Atlanta since twelve years old and holds many of the course records in the South. Fred Howden of Savannah, was elected manager. Howden had a score of notable records to his credit there. Ewing Watkins, one of the best golfers in Tennessee and said to be the longest driver in the South, and Tom Prescott of Atlanta golf fame, comprised the other two members of the team.”

Scoring for matches that year, and in years beyond, “was kept on the Nassau system, the winners on the first nine being awarded one point, the same being true for the second nine holes, and an additional point being awarded for the best ball of the match.”

Year	Coach	Captain	*Record/Wins	+NCAA	#Conference	Rank
1983	Puggy Blackmon	—	1	—	7th	—
1984	Puggy Blackmon	—	—	—	5th	—
1985	Puggy Blackmon	Bob McDonnell	4	12th	Champion	—
1986	Puggy Blackmon	Bob McDonnell	2	t13th	2nd	—
1987	Puggy Blackmon	Nacho Gervas, Jay Nichols	4	22nd	t2nd	—
1988	Puggy Blackmon	—	1	5th	7th	—
1989	Puggy Blackmon	—	1	%t18th	2nd	—
1990	Puggy Blackmon	—	2	11th	t5th	—
1991	Puggy Blackmon	—	4	6th	Champion	—
1992	Puggy Blackmon	—	4	5th	Champion	—
1993	Puggy Blackmon	—	5	2nd	Champion	—
1994	Puggy Blackmon	—	3	6th	Champion	—
1995	Puggy Blackmon	—	1	%29th	2nd	—
1996	Bruce Heppler	Sam Hulsey	—	—	9th	—
1997	Bruce Heppler	Rob Anderson	—	—	8th	—
1998	Bruce Heppler	Brian Newton	2	3rd	2nd	—
1999	Bruce Heppler	Carlton Forrester	3	%28th	Champion	—
2000	Bruce Heppler	Matt Kuchar	4	^2nd	2nd	1/1
2001	Bruce Heppler	Bryce Molder	5	4th	Champion	2/2
2002	Bruce Heppler	Kris Mikkelsen	7	+2nd	Champion	1/1
2003	Bruce Heppler	Troy Matteson	—	t11th	4th	13/12
2004	Bruce Heppler	Thomas Jordan	2	t5th	3rd	5/6
2005	Bruce Heppler	Mike Barbosa, Nicholas Thompson	1	2nd	2nd	3/3
2006	Bruce Heppler	Thomas Jordan	3	%26th	Co-champion	5/4
2007	Bruce Heppler	Roberto Castro	1	8th	Co-champion	9/9
2008	Bruce Heppler	Cameron Tringale	—	!15th	4th	6/9
2009	Bruce Heppler	Adam Cohan, Cameron Tringale	1	t10th	Champion	10/7
2010	Bruce Heppler	John-Tyler Griffin	2	3rd/QF	Champion	5/14
2011	Bruce Heppler	John-Tyler Griffin	3	2nd/QF	Champion	3/2
2012	Bruce Heppler	James White	3	!6th	Champion	11/8
2013	Bruce Heppler	Bo Andrews	2	2nd/SF	4th	4/8
2014	Bruce Heppler	Bo Andrews	7	5th/QF	Champion	4/2
2015	Bruce Heppler	Anders Albertson	4	9th	Champion	9/9
2016	Bruce Heppler	Michael Hines	—	!t7th	4th	42/38
2017	Bruce Heppler	Michael Hines	—	!6th	7th	22/21
2018	Bruce Heppler	James Clark	4	!6th	Champion	6/8
2019	Bruce Heppler	James Clark	6	18th	Champion	12/7
2020	Bruce Heppler	Andy Ogletree	4	@n/a	@n/a	7/3
2021	Bruce Heppler	Noah Norton	1	15th	t5th	25/24
2022	Bruce Heppler	Ben Smith	5	t12th	2nd	11/10

* dual match record through 1974, tournament wins from 1975 to present

** played both dual matches and tournaments

Southern Conference until 1931, SEC from 1932-64, Southern Independent from 1975-76, Metro Conference from 1977-78, ACC from 1979 to present

+ NCAA individual champion (Troy Matteson in 2002)

^ Tied after 72 holes, lost playoff

% missed 36- or 54-hole cut at NCAA Championship

! finish in NCAA regional, did not advance to finals

Rank - Golfstat/Sagarin

@ 2019 ACC and NCAA championships cancelled due to Covid-19 pandemic

(QF, SF, F) finish in NCAA match play

YEAR-BY-YEAR RESULTS (SINCE 1947)

From 1937-39, the Southeastern Conference Championship was held in Baton Rouge, La. From 1940-64, the SEC Championship was held in Athens, Ga., as part of the Southern Intercollegiate Championship (no championship was held from 1943-45 due to World War II). Tech continued to participate in the SIC long after leaving the Southeastern Conference in 1964.

- denotes tri-match or quad-match;

n/a - denotes scores not available

1947-48

Mar. 23	L	Auburn	8-10
Mar. 25	L	Auburn	6.5-11.5
Apr. 3	W	Tennessee	15-3
Apr. 10	W	Florida	14-4
Apr. 15	W	Georgia	10-8
Apr. 23	W	Vanderbilt	18-8
Apr. 24	L	Kentucky	7.5-10.5
na	2nd*	SEC Championship (Athens, Ga.)	306
May 4	L	Emory	8-10
May 8	W	Kentucky	14-4
May 14	L	Sewanee	8-10
May 15	W	Vanderbilt	16-2
May 21	W	Georgia	14.5-3.5
May 22	W	Tennessee	11.5-7.5

*Albert Swann was the SEC medalist with a score of 73.

1948-49

Mar. 22	W	Rollins College	13.5-4.5
Mar. 24	W	Jacksonville NAS	13.5-4.5
Mar. 26	L	Auburn	4-14
Apr. 2	W	South Carolina	17-10
Apr. 9	W	Tennessee	16-2
Apr. 12	W	Emory	13-5
Apr. 20	L	Auburn	8-10
Apr. 22	W	Georgia	13.5-4.5
Apr. 27-30	1st	SEC Championship (Athens, Ga.)	302
May 5	W	Georgia	13-5
May 14	--	Vanderbilt	..dnf
May 20	W	Tennessee	12.5-5.5
May 21	--	Kentucky	..dnf

1949-50

na	L	Auburn	3.5-14.5
na	W	Florida	17.5-9.5
na	W	Tennessee	15.5-2.5
na	W	Emory	13.5-4.5
na	W	Auburn	12.5-5.5
na	L	Georgia	10-17
na	--	Kentucky	cancelled
na	6th/6	SEC Championship (Athens, Ga.)	1263
na	12th/12	Southern Intercollegiate (Athens, Ga.)	1263
na	T	Vanderbilt	9-9
na	L	Georgia	1.5-17.5
na	W	Tennessee	9.5-8.5
na	L	Kentucky	7-11
na	L	Kentucky	3.5-14.5

1950-51

Mar. 26	L	Duke	8.5-18.5
Apr. 4	W	Emory	17.5-0.5
Apr. 7	W	Auburn	17-1
Apr. 14	W	Tennessee	15.5-2.5
Apr. 18	W	Emory	14-4
Apr. 21	W	Vanderbilt	10-8
Apr. 25	L	Georgia	12.5-14.5
Apr. 28	W	Tennessee	15.5-2.5
May 3	L	Georgia	10-17
May 5	W	Kentucky	17-1
May 7	W	Florida	16-2
May 10-12	3rd/5	SEC Championship (Athens, Ga.)	604
May 10-12	6th/12	Southern Intercollegiate (Athens, Ga.)	604
May 18	--	Auburn	cancelled

1951-52

Mar. 24	L	Florida	3-24
Mar. 25	L	Florida State	12.5-14.5
Apr. 4	W	Emory	17-1
Apr. 11	W	Tennessee	13.5-3.5
Apr. 12	W	Florida	14-13
Apr. 18	W	Emory	12.5-5.5
Apr. 24	L	Georgia	3-24
Apr. 26	W	Tennessee	20-7
Apr. 29	L	Alabama	7-11
May 1-3	3rd/9	SEC Championship (Athens, Ga.)	600
May 1-3	5th/20	Southern Intercollegiate (Athens, Ga.)	600
May 9	W	Vanderbilt	9.5-8.5
May 13	L	Georgia	10 ½-16 ½

1952-53

Apr. 3	hW	Emory	14-13
Apr. 4	hL	Tennessee	3-24
Apr. 7	hL	Florida	7.5-19.5
Apr. 18	aL	Vanderbilt	8-10
Apr. 21	hW	Emory	15-12
Apr. 25	aL	Georgia	12.5-14.5
Apr. 29	nL	Alabama (Athens, Ga.)	8-13
A.30-M.2	7th/9	SEC Championship (Athens, Ga.)	646
A.30-M.2	17th/24	Southern Intercollegiate (Athens, Ga.)	646
May 12	hL	Georgia	10-17
May 16	aL	Tennessee	8-19

1953-54

Apr. 1	W	Emory	21-6
Apr. 2	W	Tennessee	19-8
Apr. 8	W	Auburn	15-12
Apr. 12	W	Emory	21.5-5.5
Apr. 16	W	Vanderbilt	20.5-6.5
Apr. 20	L	Auburn	10-17
Apr. 28	W	Florida State	17-10
A.29-M.1	5th/7	SEC Championship (Athens, Ga.)	607
A.29-M.1	10th/22	Southern Intercollegiate (Athens, Ga.)	607
May 13	L	Georgia	8.5-18.5
May 15	W	Tennessee	14.5-12.5

1954-55

Mar. 21	aW	Florida State	15.5-11.5
Mar. 22	aL	Florida	4.5-22.5
Apr. 1	hW	Tennessee	22.5-4.5
Apr. 9	aW	Auburn	22.5-4.5
Apr. 11	hL	Florida	8-19
Apr. 16	aL	Vanderbilt	11-16
Apr. 19	hW	Auburn	18.5-8.5
Apr. 23	aL	Georgia	6.5-21.5
May 4	nL	Memphis (Athens, Ga.)	6.5-21.5
May 5-7	6th/8	SEC Championship (Athens, Ga.)	605
May 5-7	11th/23	Southern Intercollegiate (Athens, Ga.)	605
May 14	aL	Tennessee	12-15
May 17	hL	Georgia	4.5-22.5

Home matches played at East Lake Golf Club #2 course.

1955-56

Mar. 30	hW	Northern Illinois State	24-3
Apr. 2	hW	Florida	15.5-11.5
Apr. 9	hL	Florida State	11.5-15.5
Apr. 13	hW	Rollins College	15-12
Apr. 14	hW	Vanderbilt	21.5-5.5
Apr. 21	aL	Georgia	7-20
Apr. 24	hW	Auburn	22.5-4.5
Apr. 28	aL	Tennessee	12-15
May 5-7	3rd/9	SEC Championship (Athens, Ga.)	602
May 5-7	7th/24	Southern Intercollegiate (Athens, Ga.)	602
May 9	hW	Tennessee	22-5
May 12	aW	Auburn	16.5-10.5
May 15	hT	Georgia	13.5-13.5

1956-57

Mar. 18	aL	Florida State	7.5-19.5
Mar. 19	aL	Florida	6.5-20.5
Mar. 20	aL	Rollins	7-20
Mar. 21	aW	Jacksonville NAS	14-13
Apr. 2	hW	Auburn	17.5-9.5
Apr. 12	hW	Florida	18.5-8.5
Apr. 15	aW	Auburn	22-5
Apr. 20	aL	Vanderbilt	12.5-14.5
Apr. 23	aL	Georgia	11.5-15.5
Apr. 27	aL	Tennessee	12.5-14.5
May 2-4	3rd/9	SEC Championship (Athens, Ga.)	595
May 2-4	7th/28	Southern Intercollegiate (Athens, Ga.)	595
May 14	hL	Georgia	13-14
May 17	hW	Tennessee	20-7

1957-58

Mar. 17	aL	Florida State	6-21
Mar. 18	aL	Florida	5-22
Mar. 19	aL	Rollins	7.5-19.5
Mar. 20	aW	Jacksonville NAS	19.5-7.5
Mar. 28	nL	Auburn (Opelika, Ala.)	10.5-16.5
Apr. 1	hW	Chattanooga	14-4
Apr. 4	hL	Florida	9-18
Apr. 7	hW	Auburn	18-9
Apr. 11	hW	Vanderbilt	23.5-3.5
Apr. 14	hW	Florida State	14-13
Apr. 18	aW	Chattanooga	forfeit
Apr. 19	aL	Georgia	3-24
May 1-3	5th	SEC Championship (Athens, Ga.)	n/a
May 1-3	11th	Southern Intercollegiate (Athens, Ga.)	n/a
May 10	aW	Tennessee	16-11
May 13	hL	Georgia	8-19
May 14	hW	Tennessee	16-11

1958-59

Mar. 23	aL	Florida State	6-21
Mar. 24	aL	Florida	3-24
Mar. 26-28	--	Miami Invitational	n/a
Apr. 4	aW	Tennessee	24-3
Apr. 8	hL	Auburn	13-14
Apr. 10	aL	Vanderbilt	9-18
Apr. 13	aL	Georgia	7-20
Apr. 17	hL	Florida	9-18
Apr. 24	aL	Auburn	6.5-20.5
A.30-M.2	4th	SEC Championship (Athens, Ga.)	n/a
A.30-M.2	7th	Southern Intercollegiate (Athens, Ga.)	n/a
May 6	hW	Tennessee	27.5-1.5
May 12	hL	Georgia	7-20

Home matches played at East Lake Golf Club

1959-60

Mar. 21	aL	Florida State	11-16
Mar. 22	aL	Florida	5.5-21.5
Mar. 23	aW	Rollins College	14.5-12.5
Mar. 24	aal	Florida Southern	9.5-17.5
Mar. 29	hW	Michigan State	15.5-11.5
Apr. 1	hW	Florida	14-13
Apr. 8	hW	Vanderbilt	23.5-3.5
Apr. 11	aL	Georgia	5-22
Apr. 18	aW	Tennessee	25.5-1.5
Apr. 27	hW	Auburn	24-3
May 5-7	4th	SEC Championship (Athens, Ga.)	n/a
May 5-7	8th	Southern Intercollegiate (Athens, Ga.)	n/a
May 13	hW	Tennessee	27-0
May 17	hW	Georgia	14.5-12.5
May 21	aW	Auburn	21-6

Home matches played at East Lake Golf Club

1960-61

Mar. 20	aL#	@Florida State	12-15
Mar. 20	nW#	Vanderbilt (Tallahassee, Fla.)	23-4
Mar. 21	aL	@Florida	8-19
Mar. 22	aL	@Rollins College	10-17
Mar. 23	aW	@Florida Southern	19.5-7.5
Mar. 28	hW	Georgia State	24-3
Apr. 1	aW	@Auburn	15.5-11.5
Apr. 7	aW	@Vanderbilt	22-5
Apr. 14	hL	Florida	12.5-14.5
Apr. 24	aW	@Tennessee	22-5
Apr. 26	hW	Auburn	23-4
Apr. 29	aL	@Georgia	6-21
May 4-6	5th	SEC Championship (Athens, Ga.)	n/a
May 4-6	10th	Southeastern Intercollegiate (Athens, Ga.)	n/a
May 8	hW	Tennessee	25-2
May 16	L	Georgia	7.5-19.5

Home matches played at The Standard Town and Country Club

1961-62

Mar. 19	aL#	@Florida State	10.5-16.5
Mar. 19	nW#	Springfield College (Tallahassee, Fla.)	27-0
Mar. 20	aL	@Florida	10-17
Mar. 21	aL	@Rollins College	11.5-15.5
Mar. 22	aW	@Florida Southern	19-8
Mar. 30	hL#	Florida	12.5-14.5
Mar. 30	hW#	Duke	16-11
Apr. 4	hL	Auburn	12.5-14.5
Apr. 6	hW	Vanderbilt	18-9
Apr. 10	aL#	@Auburn	11.5-15.5
Apr. 10	nW#	Kentucky (Auburn, Ala.)	15-12
Apr. 21	aT	@Tennessee	13.5-13.5
Apr. 24	hW	Georgia State	19.5-7.5
Apr. 28	aL	@Georgia	5.5-20.5
May 3-5	4th	SEC Championship (Athens, Ga.)	n/a
May 3-5	7th	Southern Intercollegiate (Athens, Ga.)	n/a
May 11	hW	Tennessee	18.5-8.5
May 15	hT	Georgia	13.5-13.5

Home matches played at The Standard Town and Country Club

YEAR-BY-YEAR RESULTS (SINCE 1947)

1962-63

Mar. 18	aL#	Florida State.....	7-20
Mar. 18	nL#	Georgia (Tallahassee, Fla.).....	6-21
Mar. 18	nW#	Springfield College (Tallahassee, Fla.).....	26-1
Mar. 19	aL#	Florida.....	6.5-20.5
Mar. 19	nL#	Rollins (Gainesville, Fla.).....	12-15
Mar. 21-23	9th	Florida Intercollegiate (Ocala, Fla.).....	n/a
Mar. 26	hW	Alabama.....	20-7
Mar. 29	hL#	Florida.....	8.5-18.5
Mar. 29	hL#	Duke.....	13.5-4.5
Apr. 2	hW	Georgia State.....	25-2
Apr. 5	aL	Vanderbilt.....	9-18
Apr. 9	hW	Auburn.....	18-9
Apr. 12	hW	Tennessee.....	21-6
Apr. 15	aL	Auburn.....	11-16
Apr. 23	hW	Georgia State.....	14-13
Apr. 27	aL	Georgia.....	1.5-25.5
May 2-4	7th	SEC Championship (Athens, Ga.).....	n/a
May 2-4	14th	Southern Intercollegiate (Athens, Ga.).....	n/a
May 13	aW	Tennessee.....	5.5-3.5
May 14	hL	Georgia.....	5-22

Home matches played at The Standard Town and Country Club

1963-64

Mar. 23	aL#	Florida State.....	1-17
Mar. 23	nW#	Springfield College (Tallahassee, Fla.).....	17-1
Mar. 24	aL	Florida.....	7.5-19.5
Mar. 26-28	7th	Miami Invitational.....	n/a
Mar. 31	hW#	Georgia State.....	16-2
Mar. 31	hL#	Duke.....	8-10
Apr. 3	hW	Vanderbilt.....	23-4
Apr. 6	hL	Alabama.....	12-15
Apr. 10	aL	Alabama.....	6.5-20.5
Apr. 11	aL	Auburn.....	9.5-17.5
Apr. 13	hL	Tennessee.....	3-9
Apr. 20	hW	Auburn.....	22-5
Apr. 21	hW	Georgia State.....	16-11
Apr. 24	aL	Georgia.....	3-24
A.30-M.2	7th	SEC Championship (Athens, Ga.).....	n/a
A.30-M.2	16th/26	Southern Intercollegiate (Athens, Ga.).....	n/a
May 8	aL	Tennessee.....	3-6
May 12	hL	Georgia.....	7.5-19.5

Home matches played at The Standard Town and Country Club

1964-65

Mar. 22	aL	Florida State.....	3-15
Mar. 23	aL	Florida.....	2.5-24.5
Mar. 24	aL#	Florida Southern.....	7.5-19.5
Mar. 24	nW#	Sewanee (Lakeland, Fla.).....	15-12
Mar. 25-27	10th/20	Miami Invitational.....	n/a
Apr. 2	hW#	Georgia State.....	21.5-5.5
Apr. 2	hW#	Florida Southern.....	19-8
Apr. 9	aW	Vanderbilt.....	15.5-11.5
Apr. 13	hW	Auburn.....	20-7
Apr. 20	hW	Tennessee.....	16-11
Apr. 22	hL	Georgia State.....	11-16
Apr. 24	aT	Auburn.....	13.5-13.5
Apr. 26	aL	Georgia.....	4-23
A.29-M.1	14th	Southern Intercollegiate (Athens, Ga.).....	n/a
May 10	aW#	Tennessee.....	12-6
May 10	nL#	Georgia (Knoxville, Tenn.).....	7.5-10.5

Home matches played at The Standard Club

1965-66

Mar. 21	aL	Florida.....	8-19
Mar. 23	7th	Miami Invitational.....	n/a
Mar. 30	hT	Indiana.....	13.5-13.5
Apr. 1	hW	Indiana.....	17.5-9.5
Apr. 5	hW	Georgia State.....	22.5-4.5
Apr. 8	hW	Vanderbilt.....	18.5-8.5
Apr. 19	hW	Tennessee.....	24.5-2.5
Apr. 22	hW	Presbyterian.....	21.5-5.5
Apr. 23	aW	Auburn.....	16.5-10.5
Apr. 26	--	Georgia.....	cancelled
Apr. 27	--	Auburn/Wofford.....	rain
Apr. 30	aL	Georgia.....	7-20
May 5-7	11th	Southern Intercollegiate (Cape Coral, Fla.).....	n/a
May 12	hW	Georgia State.....	22.5-4.5
May 16	aT	Tennessee.....	13.5-13.5

Bunky Henry competed in the NCAA Championship at Stanford, Calif. (79-77 - MC)

1966-67

Mar. 20	aL	Florida.....	8-18
Mar. 22-25	3rd	Miami Invitational.....	n/a
Mar. 29	hW	William & Mary.....	25-2
Mar. 30	hW#	William & Mary.....	22-5
Mar. 30	hL#	Indiana.....	10.5-16.5
Mar. 31	hW	Indiana.....	16-11
Apr. 6	aL	@Tennessee.....	4.5-22.5
Apr. 10	aW	Vanderbilt.....	21.5-5.5
Apr. 18	hL#	Georgia State.....	9-18
Apr. 18	hW#	Georgia.....	16.5-10.5
Apr. 21	aL	Georgia.....	7.5-19.5

Apr. 22	nW	Auburn (Alexander City, Ala.).....	21-6
May 1	hL#	Georgia.....	1-17
May 1	hL#	Georgia State.....	5.5-12.5
May 3	hW	Auburn.....	22.5-4.5
May 5	hW	Georgia State.....	20.5-6.5
May 6	aW	Wofford.....	17-10
May 9	hW	Tennessee.....	16-11

Home matches played at The Standard Club

Bunky Henry tied for second place in the NCAA Championship at Shawnee, Pa. (77-71-70-70 - 288)

1967-68

Mar. 18	aW	Florida State.....	15-12
Mar. 19	aL	Florida.....	396-377
Mar. 21-23	6th	Cape Coral Invitational.....	n/a
Apr. 1	aL#	Tennessee.....	6.5-11.5
Apr. 1	nL#	Furman (Knoxville, Tenn.).....	8-10
Apr. 3	hL	Purdue.....	6-21
Apr. 5	hL	Georgia State.....	9.5-17.5
Apr. 9	hL	East Tennessee State.....	9-18
Apr. 15	aL#	Georgia.....	6.5-11.5
Apr. 15	nL#	Auburn (Athens, Ga.).....	7.5-10.5
Apr. 15	nL#	South Carolina (Athens, Ga.).....	8.5-9.5
Apr. 22	aL#	Auburn.....	384-362
Apr. 22	nL#	Georgia (Auburn, Ala.).....	384-363
Apr. 26	hL	Georgia.....	3-24
Apr. 30	hT#	Tennessee.....	377-377
Apr. 30	hW#	Georgia State.....	377-386
Apr. 30	hW#	Wofford.....	377-392
May 6	aL#	East Tennessee State.....	6-12
May 6	nL#	Virginia Tech (Johnson City, Tenn.).....	6-12
May 7	nL	Wofford (Tryon, N.C.).....	503-496

Home matches played at The Standard Club

1968-69

Mar. 24	aL	@Florida.....	390-370
Mar. 26-29	11th/33	Miami Invitational.....	1238
Apr. 19	aL	@Auburn.....	377-373
Apr. 21	aL	@Georgia.....	3-24
Apr. 25	hW#	Wofford.....	370-377
Apr. 25	hL#	Florida.....	370-369
Apr. 25	hW#	Vanderbilt.....	370-390
Apr. 28	rain	@Tennessee.....	
Apr. 29	hW#	Auburn.....	373-379
Apr. 29	hL#	Georgia.....	373-364
Apr. 29	hL#	Tennessee.....	373-363
May 2	nW#	Wofford (Tryon, N.C.).....	12.5-5.5
May 2	nW#	East Tennessee (Tryon, N.C.).....	9.5-8.5
May 2	nW#	South Carolina (Tryon, N.C.).....	10.5-7.5
May 9	hL#	Georgia State.....	398-395
May 9	hW#	Columbus College.....	398-399
May 12	hW	Georgia State.....	20-7

Home matches played at The Standard Club

1969-70

Mar. 25-28	na	Miami Invitational.....	n/a
Apr. 1	hL#	Indiana.....	7.5-16.5
Apr. 1	hW#	Chattanooga.....	15.5-2.5
Apr. 1	hW#	Wofford.....	13-5
Apr. 2-4	7th	Tennessee Invitational.....	1212
Apr. 13	aL	@Georgia.....	1.5-25.5
Apr. 17	aW#	@Columbus College.....	377-378
Apr. 17	nW#	Mercer (Columbus, Ga.).....	377-408
Apr. 17	nW#	West Florida (Columbus, Ga.).....	377-402
Apr. 18	aL#	@Auburn.....	372-363
Apr. 18	nT#	West Florida (Auburn, Ala.).....	372-372
Apr. 21	hW#	Auburn.....	364-367
Apr. 21	hW#	Georgia State.....	364-381
Apr. 21	hW#	Columbus College.....	364-378
Apr. 24	aL	@Vanderbilt.....	379-376
Apr. 25	aW	@Chattanooga.....	295-299
Apr. 28	hL#	Georgia.....	375-361
Apr. 28	hW#	Tennessee.....	375-377
May 1	nW#	Wofford (Tryon, N.C.).....	459-464
May 1	nL#	South Carolina (Tryon, N.C.).....	459-456
May 1	nL#	East Tennessee State (Tryon, N.C.).....	459-458
May 11	hL	Georgia State.....	397-363

Home matches played at East Lake Golf Club

1970-71

Mar. 22	aW#	@Miami.....	311-335
Mar. 22	nL#	Florida (Miami, Fla.).....	311-285
Mar. 24-27	11th	Miami Invitational.....	1589
Apr. 2-3	6th	Major College Invitational (Knoxville, Tenn.).....	1205
Apr. 5	aL#	@Georgia.....	409-373
Apr. 5	nL#	South Carolina (Athens, Ga.).....	409-375
Apr. 5	nL#	Indiana (Athens, Ga.).....	497-463
Apr. 10	aL#	@Auburn.....	381-376
Apr. 10	nL#	Georgia State (Auburn, Ala.).....	381-371
Apr. 16-17	4th	Junior-Senior Intercollegiate (Alexander City, Ala.).....	n/a
Apr. 19	nL+	Georgia State.....	367-363
Apr. 19	nW+	Chattanooga.....	367-405



All-American Bunky Henry was the NCAA Championship runner-up in 1967.

Apr. 30	hL#	Georgia.....	391-359
Apr. 30	hL#	Georgia State.....	391-377
May 7	nL#	Wofford (Tryon, N.C.).....	7.5-10.5
May 7	nW#	Appalachian State (Tryon, N.C.).....	9.5-8.5

Home matches played at East Lake Golf Club; +played at Druid Hills Golf Club, Atlanta

1971-72

Jan. 6-7	7th	Senior Bowl (Mobile, Ala.).....	790
Mar. 19	aL#	Georgia Southern.....	307-294
Mar. 19	nL#	Georgia (Statesboro, Ga.).....	307-285
Mar. 19	nL#	South Carolina (Statesboro, Ga.).....	307-293
Mar. 21	aW	Vanderbilt.....	303-324
Mar. 22	aW	Tennessee-Chattanooga.....	376-380
Mar. 28	hL#	Georgia.....	388-373
Mar. 28	hW#	Tennessee-Chattanooga.....	388-420
Apr. 6-7	8th	Major College Invitational (Knoxville, Tenn.).....	1214
Apr. 9	aL	Georgia.....	413-389
Apr. 11	hW#	Auburn.....	377-382
Apr. 11	hW#	Georgia State.....	377-383
Apr. 11	hW#	Armstrong State.....	377-394
Apr. 13-14	7th	Junior-Senior Collegiate (Alexander City, Ala.).....	788
Apr. 21-23	16th	Schenkel Intercollegiate (Statesboro, Ga.).....	n/a
Apr. 24	aL#	Auburn.....	373-360
Apr. 24	nW#	South Alabama (Auburn, Ala.).....	373-386
Apr. 28	nL#	South Carolina (Tryon, N.C.).....	479-459
Apr. 28	nW#	Wofford (Tryon, N.C.).....	479-487
May 1	aL	Georgia State (Peachtree City, Ga.).....	405-385
May 6	hL	Tennessee.....	387-383

1972-73

na	21st/24	Seminole Classic (Tallahassee, Fla.).....	1161
Mar. 21-24	11th/45	Miami Invitational (Miami, Fla.).....	1259
Apr. 5-7	12th/22	Furman Invitational (Greenville, S.C.).....	780
Apr. 12-14	1st/8	Junior-Senior Collegiate (Alexander City, Ala.).....	775
Apr. 18	hW#	Sewanee.....	401-433
Apr. 18	hL#	Georgia State.....	401-389
Apr. 18	hW#	Tennessee-Chattanooga.....	401-408
na	12th/22	Schenkel Intercollegiate (Statesboro, Ga.).....	910
na	hW	Mercer.....	299-308
May 1	hL#	Auburn.....	388-385
May 1	hW#	Georgia State.....	388-390
May 12-13	4th/10	Sam Nunn Invitational (Perry, Ga.).....	601
May 14	nL	Auburn (Pine Mountain, Ga.).....	366-362

Home matches played at East Lake Golf Club

YEAR-BY-YEAR RESULTS (SINCE 1947)

1973-74

Mar. 1-3	11th/22	FSU Invitational (Tallahassee, Fla.)	904
Mar. 21-23	12th/13	Southeast Invitational (Dothan, Ala.)	409-399-396 – 1204
Mar. 28-30	4th/22	Furman Intercollegiate (Greenville, S.C.)	371-387 – 758
Apr. 2	HW#	West Georgia	395-431
Apr. 2	HW#	Georgia State	395-415
Apr. 2	HL#	Georgia	395-377
Apr. 6	aL#	Georgia	407-384
Apr. 6	nW#	Southern Tech (Athens, Ga.)	407-496
Apr. 16	HL#	Auburn	401-381
Apr. 16	HL#	St. Bernard	401-386
Apr. 16	HW#	Mercer	401-419
Apr. 12-13	9th/10	Junior-Senior Collegiate (Alexander City, Ala.)	395-405 – 800
Apr. 20	aL	Auburn	398-368
Apr. 26-28	20th/20	Chris Schenkel Intercollegiate (Statesboro, Ga.)	1188
May 4	4th/7	Warner Robins Invitational (Perry, Ga.)	308

Home matches played at East Lake Golf Club

1974-75

Oct. 11-14	8th/12	Dixie Intercollegiate (Pine Mountain, Ga.)	309-324-317 – 957
Mar. 1-2	17th/22	Seminole Invitational (Tallahassee, Fla.)	309-308-314 – 931
Mar. 25-28	16th/18	Southeastern Intercollegiate (Dothan, Ala.)	313-321-309 – 943
Apr. 3-5	12th/25	Furman Intercollegiate (Greenville, S.C.)	309-314-306 – 929
Apr. 11-12	9th/10	Southern Junior-Senior Collegiate (Alexander City, Ala.)	380-388 – 768
Apr. 25-27	19th/21	Chris Schenkel Intercollegiate (Statesboro, Ga.)	373-372-380 – 1125
May 8-10	18th/20	Southern Intercollegiate (Athens, Ga.)	312-298 – 610
May 16-18	11th/13	Southern Independent Collegiate (Pine Mountain, Ga.)	308-313 – 621

1975-76

Feb. 27-29	17th/26	Seminole Invitational (Tallahassee, Fla.)	310-307-307 – 924
Mar. 25-27	23rd/34	Furman Invitational (Greenville, S.C.)	311-308-308 – 927
Apr. 2	HW	Georgia State	320-238
Apr. 9-11	8th/10	Junior-Senior Invitational (Dadeville, Ala.)	375-378-392 – 1222
Apr. 15	HW	Georgia State	332-338
Apr. 23-25	16th/18	Chris Schenkel Intercollegiate (Statesboro, Ga.)	1135
May 8-9	4th/4	Governors Cup (Perry, Ga.)	303
May 14-16	7th/11	Major Independent (Pine Mountain, Ga.)	802
May 27-29	12th/25	Southern Intercollegiate (Athens, Ga.)	901

Home matches played at East Lake Golf Club

1976-77

fall	19th/21	Dixie Classic (Columbus, Ga.)	n/a
Mar. 4-6	20th/23	FSU Invitational (Tallahassee, Fla.)	n/a
Mar. 24-26	21st/27	Furman Invitational (Greenville, S.C.)	307-316-301 – 924
Apr. 8-10	10th/12	Junior-Senior Invitational (Dadeville, Ala.)	374-386-397 – 1157
Apr. 22-24	14th/18	Chris Schenkel Intercollegiate (Statesboro, Ga.)	299-290-298 – 887
May 3	HL	Georgia State (East Lake Golf Club)	386-382
May 7	3rd/4	Governors Cup (Perry, Ga.)	307
May 13-15	3rd/7	Metro 7 Tournament (Memphis, Tenn.)	909
May 25-27	22nd/24	Southern Intercollegiate (Athens, Ga.)	n/a

1977-78

Oct. 7-9	T18th/24	River City Intercollegiate (Memphis, Tenn.)	923
Nov. ??	9th/20	Dixie Intercollegiate (Columbus, Ga.)	899
Feb. 10-12	12th/15	Gator Invitational (Gainesville, Fla.)	897
Feb. 24-26	14th/24	Seminole Invitational (Tallahassee, Fla.)	313-310-318 – 941
Mar. 23-25	17th/24	Furman Invitational (Greenville, S.C.)	309-312 – 621
Apr. 7-9	11th/15	Junior-Senior Invitational (Dadeville, Ala.)	301-295-296 – 892
Apr. 21-23	20th/21	Chris Schenkel Invitational (Statesboro, Ga.)	314-305-304 – 923
Apr. 27-29	22nd/24	Southern Intercollegiate (Athens, Ga.)	320-309 – 629
May 12-14	5th/7	Metro 7 Tournament (Tallahassee, Fla.)	302-301-311 – 914

Larry Mize competed in the NCAA Championship in Eugene, Ore. (77-79-81 – MC).

1978-79

Oct. 2-4	7th/8	Grandfather Mountain Intercollegiate (Linville, N.C.)	320-319 – 639
Nov. 16-19	25th/33	Dixie Intercollegiate (Columbus, Ga.)	306-318 – 624
Feb. 16-18	19th/22	Gator Invitational (Gainesville, Fla.)	303-307-304 – 914
Mar. 2-4	20th/22	Seminole Invitational (Tallahassee, Fla.)	303-314-303 – 920
Mar. 22-24	23rd/24	Furman Invitational (Greenville, S.C.)	316-307 – 623
M.30-A.1	7th/13	Junior-Senior Championship (Dadeville, Ala.)	298-294-301 – 893
Apr. 17-19	8th/8	ACC Championship (Greensboro, N.C.)	389-391-390 – 1188
Apr. 27-29	17th/21	Chris Schenkel Invitational (Statesboro, Ga.)	308-308-295 – 911

1979-80

Nov. 16-18	23rd/25	Dixie Intercollegiate (Columbus, Ga.)	299-324 – 623
Feb. 21-24	20th/22	Gator Invitational (Gainesville, Fla.)	310-299-292 – 901
F.28-M.2	17th/22	Seminole Invitational (Tallahassee, Fla.)	301
Mar. 27-30	11th/16	Junior-Senior Championship (Dadeville, Ala.)	293-297 – 590
Apr. 4-6	15th/21	Southeastern Invitational (Montgomery, Ala.)	308-312-319 – 939
Apr. 18-20	8th/8	ACC Championship (Rocky Mount, N.C.)	305-299-306 – 910
Apr. 25-27	21st/22	Chris Schenkel Invitational (Statesboro, Ga.)	313-312-308 – 933

1980-81

Oct. 24-26	13th/18	Augusta College Invitational (Augusta, Ga.)	310-318-324 – 952
Nov. 14-15	24th/28	Dixie Intercollegiate (Columbus, Ga.)	317-303 – 620
Feb. 13-15	20th/23	Gator Invitational (Gainesville, Fla.)	312-318-305 – 935
F.27-M.1	21st/21	Seminole Invitational (Tallahassee, Fla.)	305-311-303 – 919
Mar. 27-29	10th/15	Junior-Senior Championship (Dadeville, Ala.)	301-299-308 – 908
Apr. 3-5	20th/24	Southeastern Invitational (Montgomery, Ala.)	307-304-310 – 921
Apr. 17-19	8th/8	ACC Championship (Rocky Mount, N.C.)	318-323-311 – 952
Apr. 24-26	22nd/22	Chris Schenkel Invitational (Statesboro, Ga.)	317-319-310 – 946

1981-82

Oct. 2-4	17th/18	Augusta College Invitational (Augusta, Ga.)	324-313-321 – 958
Nov. 20-22	13th/18	Dixie Intercollegiate (Columbus, Ga.)	324-304-315 – 943
Feb. 5-7	17th/18	Gator Invitational (Gainesville, Fla.)	310-306-315 – 931
Feb. 26-28	22nd/23	Seminole Invitational (Tallahassee, Fla.)	316-301-312 – 929
Mar. 26-28	14th/16	Junior-Senior Championship (Dadeville, Ala.)	310-318-325 – 953
Apr. 2-4	25th/26	Southeastern Invitational (Montgomery, Ala.)	321-336-318 – 975
Apr. 16-18	8th/8	ACC Championship (Rocky Mount, N.C.)	311-313-319 – 943
Apr. 23-25	18th/18	Chris Schenkel Invitational (Statesboro, Ga.)	316-297-315 – 928

1982-83

S.30-O.3	18th/18	Augusta College Invitational (Augusta, Ga.)	315-304-307 – 929
spring	16th/19	Gator Invitational (Gainesville, Fla.)	303-289-306 – 898
spring	17th/21	Seminole Invitational (Tallahassee, Fla.)	310-311-312 – 933
spring	1st/24	Central Florida Intercollegiate (Orlando, Fla.)	306-303-303-298 – 1210
spring	7th/26	Junior-Senior Championship (Dadeville, Ala.)	291-300 – 591
spring	8th/12	Tar Heel Invitational (Chapel Hill, N.C.)	296-292-300 – 888
Apr. 15-17	7th/8	ACC Championship (Rocky Mount, N.C.)	303-292-305 – 900

1983-84

S.30-O.2	16th/18	Forest Hills Invitational (Augusta, Ga.)	n/a
Oct. 13-15	8th/24	John Ryan Memorial (Durham, N.C.)	312-302-292 – 906
fall	2nd/15	Shorter Invitational (Rome, Ga.)	n/a
fall	1st/6	Kennesaw Invitational (Kennesaw, Ga.)	n/a
fall	15th/24	Dixie Intercollegiate (Columbus, Ga.)	n/a
Jan. 28-30	3rd/24	Hall of Fame Invitational (Tampa, Fla.)	304-301-298 – 903
Feb. 17-19	5th/21	Gator Invitational (Gainesville, Fla.)	279-290-284 – 853
Mar. 2-4	T8th/21	Florida Southern/ImperialLakes Classic (Lakeland, Fla.)	290-280-290 – 867
Mar. 23-25	15th/24	Iron Duke Classic (Durham, N.C.)	306-302-306 – 914
Apr. 5-7	7th/21	Furman Intercollegiate (Durham, N.C.)	303-305-301 – 909
Apr. 13-15	6th/12	Tar Heel Invitational (Chapel Hill, N.C.)	290-301-296 – 887
Apr. 20-22	5th/8	ACC Championship (Pinehurst, N.C.)	292-307-317 – 916
Apr. 27-29	17th/18	Chris Schenkel Invitational (Statesboro, Ga.)	294-305-293 – 892
May 17-19	12th/21	Southern Intercollegiate (Athens, Ga.)	298-288-294 – 880

1984-85

Sept. 28-30	6th/18	Forest Hills Invitational (Augusta, Ga.)	303-300-308 – 911
Oct. 5-7	4th/24	MacGregor Invitational (Pickens, S.C.)	296-293-301 – 890
Oct. 16-17	3rd/14	Shorter Invitational (Rome, Ga.)	286-299 – 585
Oct. 18-20	5th/24	John Ryan Memorial (Durham, N.C.)	286-285-297 – 868
Nov. 2-4	2nd/28	Dixie Intercollegiate (Columbus, Ga.)	291-293-290 – 874
Dec. 17-19	1st/16	Gator Bowl Invitational (Jacksonville, Fla.)	291-294-319 – 904
Jan. 26-28	3rd/24	Hall of Fame Invitational (Tampa, Fla.)	315-291-293 – 899
Feb. 15-17	2nd/24	Hilton Head Invitational (Hilton Head, S.C.)	302-295-293 – 890
Mar. 1-3	14th/21	Florida Southern/ImperialLakes Classic (Lakeland, Fla.)	297-284-295 – 876
Mar. 29-31	1st/24	Iron Duke Classic (Durham, N.C.)	296-287-288 – 871
Apr. 4-6	5th/24	Furman Intercollegiate (Greenville, S.C.)	293-305-295 – 893
Apr. 19-21	1st/8	ACC Championship (Greensboro, N.C.)	281-280-282 – 843
Apr. 26-28	9th/18	Chris Schenkel Intercollegiate (Statesboro, Ga.)	289-279-290 – 858
May 2-4	1st/20	Southern Intercollegiate (Athens, Ga.)	282-278-279 – 839
May 22-25	12th/30	NCAA Championship (Haines City, Fla.)	300-300-300-301 – 1201

*B-team competed

1985-86

Sept. 5-7	7th/18	Honda Collegiate Fall Classic (Coral Springs, Fla.)	291-301-298 – 890
Sept. 27-29	5th/16	Grandfather Mountain Invitational (Linville, N.C.)	401-383-384 – 1168
Oct. 11-12	4th/26	John Ryan Memorial (Durham, N.C.)	289-289 – 578
Feb. 7-9	2nd/18	Miami National Collegiate (Miami, Fla.)	305-293-300 – 898
Feb. 15-16	1st/18	Hilton Head Intercollegiate (Hilton Head, S.C.)	295-297 – 592
F.28-M.1	4th/21	Florida Southern/ImperialLakes Classic (Lakeland, Fla.)	283-300-295 – 878
Mar. 28-30	1st/23	Iron Duke Classic (Durham, N.C.)	283-278-293 – 854
Apr. 3-5	3rd/23	Furman Intercollegiate (Greenville, S.C.)	288-282-288 – 858
Apr. 18-20	2nd/8	ACC Championship (Greensboro, N.C.)	289-287-291 – 867
Apr. 25-27	4th/18	Chris Schenkel Intercollegiate (Statesboro, Ga.)	289-278-282 – 849
May 28-31	13th/31	NCAA Championship (Advance, N.C.)	296-294-298-292 – 1180

1986-87

fall	3rd/12	U.S.-Japan Friendship (Fukushima Prefecture, Japan)	287-298-288 – 873
fall	1st/23	John Ryan Memorial (Durham, N.C.)	287-298 – 587
fall	1st/18	Dixie Intercollegiate (Columbus, Ga.)	294-282-292 – 868
fall	12th/14	Golf World/Palmetto Dunes Collegiate (Hilton Head, S.C.)	298-302-294 – 894
Feb. 6-8	9th/18	Miami/Doral Park National (Miami, Fla.)	293-312-310 – 915
Mar. 6-8	3rd/21	Florida Southern/ImperialLakes Classic (Lakeland, Fla.)	298-290 – 588
Mar. 27-29	1st/23	Iron Duke Classic (Durham, N.C.)	289-284-294 – 867
Apr. 2-4	1st/21	Furman Intercollegiate (Greenville, S.C.)	289-300 – 589
Apr. 17-19	2nd/8	ACC Championship (Greensboro, N.C.)	286-292-290 – 868
Apr. 24-26	4th/18	Chris Schenkel Intercollegiate (Statesboro, Ga.)	286-284-293 – 863
May 29-30	8th/12	Oak Tree Intercollegiate (Edmund, Okla.)	285-280-297 – 862
June 10-13	22nd/33	NCAA Championship (Columbus, Ohio)	302-310-298-304 – 1214

1987-88

Sept. 21-22	4th/18	Guilford Invitational (Greensboro, N.C.)	301-293 – 594
Oct. 5-7	8th/24	Southwestern Intercollegiate (Westlake, Calif.)	295-305-289 – 889
Nov. 7-8	5th/9	Southern Intercollegiate Fall Classic (Athens, Ga.)	293-296-299 – 888
na	14th/17	Golf World/Palmetto Dunes Collegiate (Hilton Head, S.C.)	288-308-298 – 894
Jan. 25-26	2nd/16	Bill Bell Memorial (Tucson, Ariz.)	299-289-283 – 871
Feb. 5-7	3rd/18	Miami/Doral Park National (Miami, Fla.)	282-301-311 – 894
Mar. 4-6	1st/21	Florida Southern/ImperialLakes Classic (Lakeland, Fla.)	284-278-283 – 845
Mar. 25-27	2nd/23	Iron Duke Classic (Durham, N.C.)	288-297-304 – 889
M.31-A.2	4th/23	Furman Intercollegiate (Greenville, S.C.)	298-290-290 – 878
Apr. 15-17	5th/8	ACC Championship (Greensboro, N.C.)	297-302-303 – 902
Apr. 22-24	6th/18	Chris Schenkel Invitational (Statesboro, Ga.)	293-286-288 – 867
May 25-28	7th/32	NCAA Championship (Westlake, Calif.)	301-289-296-298 – 1184

YEAR-BY-YEAR RESULTS (SINCE 1947)

1988-89

Oct. 2-4	2nd/12	Tennessee Tournament of Champions (Knoxville, Tenn.)	286-297-299—882
Oct. 10-11	10th/12	Taylor Made Red River Classic (Dallas, Texas)	293-299-289—881
Nov. 5-6	1st/10	Southern Intercollegiate Fall Classic (Athens, Ga.)	295-295-287—877
Nov. 17-19	12th/18	Golf World/Palmetto Dunes Collegiate (Hilton Head, S.C.)	291-300-291—882
Feb. 1-3	5th/21	PING Arizona Intercollegiate (Tucson, Ariz.)	301-304-298—903
Feb. 17-19	10th/18	Taylor Made/Doral Park National (Miami, Fla.)	309-293-287—889
Mar. 1-3	8th/24	Florida Southern/Imperial Lakes Classic (Lakeland, Fla.)	293-279-290—862
Mar. 24-26	5th/12	Wofford College Invitational (Spartanburg, S.C.)	306-284-299—889
M. 31-A. 2	5th/22	Furman Intercollegiate (Greenville, S.C.)	301-295-285—881
Apr. 14-16	2nd/8	ACC Championship (Rocky Mount, N.C.)	285-295-294—874
Apr. 21-23	8th/18	Chris Schenkel Invitational (Statesboro, Ga.)	293-291-287—871
May 25-27	2nd/19	NCAA East Regional (North Myrtle Beach, S.C.)	299-291-288—878
June 7-10	MC/30	NCAA Championship (Edmond, Okla.)	295-298—593

1989-90

fall	4th/13	U.S.-Japan Friendship (Fukushima Prefecture, Japan)	301-305-291—897
Oct. 20-22	2nd/15	Carpet Capital Collegiate (Rocky Face, Ga.)	382-370-377—1129
Nov. 11-12	1st/18	Southern Intercollegiate Fall Classic (Athens, Ga.)	283-282-282—847
fall	15th/18	Golf World/Palmetto Dunes Collegiate (Hilton Head, S.C.)	304-309-293—906
Feb. 5-6	5th/18	PING Arizona Intercollegiate (Tucson, Ariz.)	291-294-286—871
Feb. 23-24	3rd/18	Taylor Made/Doral Park National (Miami, Fla.)	297-309-292—898
Mar. 2-4	2nd/24	Florida Southern/Imperial Lakes Classic (Lakeland, Fla.)	279-287-294—860
M. 30-A. 1	1st/22	Furman Intercollegiate (Greenville, S.C.)	295-292-278—865
Apr. 6-7	4th/12	The American at MacGregor Downs (Cary, N.C.)	283-297-303—883
Apr. 20-22	5th/8	ACC Championship (Rocky Mount, N.C.)	297-289-298—884
May 11-13	2nd/17	Cavalier Classic (Charlottesville, Va.)	287-290-301—878
May 24-26	2nd/23	NCAA East Regional (Savannah, Ga.)	284-280-287—851
June 6-9	11th/30	NCAA Championship (Tarpon Springs, Fla.)	292-288-304-289—1173

1990-91

Sept. 21-23	2nd/18	Carpet Capital Collegiate (Rocky Face, Ga.)	279-302-297—878
Oct. 1-2	2nd/15	PING/Golfweek Preview Classic (Pebble Beach, Calif.)	296-290-287—873
Oct. 15-16	4th/12	Taylor Made Red River Classic (Dallas, Texas)	288-284-288—860
Nov. 10-11	1st/15	Southern Intercollegiate Fall Classic (Athens, Ga.)	296-302-281—879
Nov. 16-18	5th/18	Golf World/Palmetto Dunes Collegiate (Hilton Head, S.C.)	282-290-292—864
Jan. 28-29	6th/18	PING Arizona Intercollegiate (Tucson, Ariz.)	290-291-313—894
Feb. 22-24	3rd/18	Taylor Made/Doral Park National (Miami, Fla.)	293-297-289—879
Mar. 15-17	14th/16	Golf Digest Collegiate (The Woodlands, Texas)	294-302-300—896
Mar. 29-31	3rd/24	Furman Intercollegiate (Greenville, S.C.)	292-288—580
Apr. 12-13	3rd/12	PING/American Intercollegiate (Chapel Hill, N.C.)	304-287-299—890
Apr. 26-28	1st/17	Sheraton Cavalier Classic (Charlottesville, Va.)	292-290-281—863
May 17-18	1st/8	ACC Championship (Rocky Mount, N.C.)	279-286—565
May 23-25	1st/23	NCAA East Regional (New Haven, Conn.)	287-274-291—852
June 5-8	6th/30	NCAA Championship (Pebble Beach, Calif.)	303-292-302-291—1188

1991-92

Sept. 21-22	1st/18	Carpet Capital Collegiate (Rocky Face, Ga.)	289-276-278—843
Oct. 7-8	3rd/15	PING/Golfweek Preview Classic (Albuquerque, N.M.)	283-289-286—858
Nov. 3-5	7th/12	LSU National Invitational (New Orleans, La.)	308-304-299—911
Nov. 15-17	2nd/18	Golf World/Palmetto Dunes Collegiate (Hilton Head, S.C.)	289-286-295—870
F. 28-M. 1	3rd/18	Miami National Collegiate (Miami Lakes, Fla.)	294-285-294—873
Mar. 13-15	7th/15	Golf Digest Collegiate (The Woodlands, Texas)	298-299-294—891
Mar. 27-29	7th/22	Furman Intercollegiate (Greenville, S.C.)	300-301-294—895
Apr. 11-12	1st/12	PING-American Airlines Collegiate (Cary, N.C.)	282-289-296—867
Apr. 24-26	1st/18	Cavalier Classic (Charlottesville, Va.)	289-294-285—868
May 15-17	1st/9	ACC Championship (Rocky Mount, N.C.)	289-274-279—842
May 21-23	3rd/22	NCAA East Regional (Hamilton, N.Y.)	301-286-291—878
June 3-6	5th/30	NCAA Championship (Albuquerque, N.M.)	289-294-284-284—1151

1992-93

Oct. 25-27	6th/12	Jerry Pate National Collegiate (Birmingham, Ala.)	309-294-295—898
Nov. 13-15	4th/18	Golf World/Palmetto Dunes Collegiate (Hilton Head, S.C.)	290-292-282—864
Dec. 1-2	4th/15	UNLV Rebel Classic (Las Vegas, Nev.)	286-295-285—866
Feb. 12-14	1st/15	American University Collegiate (Rio Grande, P.R.)	286-294-290—870
Mar. 1-2	1st/16	PING Arizona Collegiate (Tucson, Ariz.)	287-281-289—857
Mar. 12-14	3rd/15	Golf Digest Collegiate (The Woodlands, Texas)	309-292—601
Apr. 3-4	2nd/16	Carpet Capital Collegiate (Rocky Face, Ga.)	288-291—579
Apr. 10-11	5th/12	PING Intercollegiate (Cary, N.C.)	290-296-292—878
Apr. 16-18	1st/9	ACC Championship (Rocky Mount, N.C.)	282-288-283—853
Apr. 23-25	1st/18	Cavalier Classic (Charlottesville, Va.)	294-290-291—875
May 15-16	1st/12	The Maxwell (Ardmore, Okla.)	278-276-288—842
May 19-21	5th/22	NCAA East Regional (Charlottesville, Va.)	285-298-284—867
June 2-5	2nd/30	NCAA Championship (Lexington, Ky.)	288-293-278-287—1146

1993-94

Oct. 2-3	15th/18	PING/Golfweek Preview Invitational (McKinney, Texas)	306-299-295—900
Oct. 11-12	3rd/15	Taylor Made/Red River Classic (Dallas, Texas)	294-281-280—855
Oct. 25-26	11th/12	Jerry Pate National Collegiate (Birmingham, Ala.)	300-304-297—901
Nov. 12-14	8th/18	Golf World/Palmetto Dunes Collegiate (Hilton Head, S.C.)	285-292-292—869
Feb. 13-15	2nd/15	NCAA Puerto Rico Challenge (Rio Grande, P.R.)	303-290-286—879
Mar. 11-13	5th/15	Golf Digest Collegiate (The Woodlands, Texas)	301-297-290—888
Mar. 21-22	8th/11	Morris Williams Intercollegiate (Austin, Texas)	304-292-303—899
Apr. 1-3	1st/16	Carpet Capital Collegiate (Rocky Face, Ga.)	288-291-301—880
Apr. 9-10	4th/12	PING Intercollegiate (Cary, N.C.)	290-285-303—878
Apr. 15-17	1st/9	ACC Championship (Rocky Mount, N.C.)	286-287-291—864
A. 29-M. 1	1st/15	Cavalier Classic (Charlottesville, Va.)	279-284-296—859
May 14-15	5th/15	The Maxwell (Ardmore, Okla.)	296-291-284—871
May 19-21	3rd/23	NCAA East Regional (Opelika, Ala.)	300-292-284—876
June 1-4	6th/30	NCAA Championship (McKinney, Texas)	296-274-277-298—1145

1994-95

Sept. 23-24	2nd/18	PING/Golfweek Preview Classic (Columbus, Ohio)	290-293—583
Oct. 11-13	4th/12	U.S.-Japan Intercollegiate (Fukushima Prefecture, Japan)	296-293-291—880
Oct. 24-25	3rd/12	Jerry Pate National Collegiate (Birmingham, Ala.)	294-289-291—874
Nov. 11-13	4th/18	Golf World/Palmetto Dunes Collegiate (Hilton Head, S.C.)	283-291-294—868
Feb. 12-14	2nd/15	NCAA Puerto Rico Challenge (Rio Grande, P.R.)	280-294-293—867
Mar. 10-12	8th/18	Golf Digest Collegiate (The Woodlands, Texas)	291-304-298—893
Mar. 20-21	4th/9	Morris Williams Intercollegiate (Austin, Texas)	292-291-294—877
Mar. 29	W	Stanford (Druid Hills GC, Atlanta, Ga.)	3.5-1.5
M. 31-A. 2	1st/15	Carpet Capital Collegiate (Rocky Face, Ga.)	295-278-303—876
Apr. 8-9	4th/12	PING Intercollegiate (Cary, N.C.)	283-300-291—874
Apr. 14-16	2nd/9	ACC Championship (New London, N.C.)	291-286-285—862
May 13-14	2nd/13	The Maxwell (Ardmore, Okla.)	289-285-289—863
May 18-20	7th/21	NCAA East Regional (Hamilton, N.Y.)	293-295-298—886
M. 31-J. 3	MC/30	NCAA Championship (Columbus, Ohio)	304-302—606

1995-96

Sept. 23-24	7th/12	Keswick Club Cavalier Classic (Charlottesville, Va.)	292-299-294—885
S. 30-O. 2	9th/15	Tennessee Tournament of Champions (Knoxville, Tenn.)	300-283-296—879
Oct. 16-17	17th/17	Taylor Made/Red River Classic (Dallas, Texas)	292-306-299—897
Oct. 22-24	8th/12	Jerry Pate National Collegiate (Birmingham, Ala.)	308-298-295—901
Feb. 5-6	13th/15	PING Arizona Collegiate (Tucson, Ariz.)	291-296-318—905
Feb. 16-18	11th/15	Puerto Rico Golf Classic (Rio Grande, P.R.)	309-294-308—911
Mar. 1-3	12th/21	Matlock Collegiate Classic (Mulberry, Fla.)	289-299—588
Mar. 22-24	7th/25	Furman Invitational (Greenville, S.C.)	306-307-298—911
Mar. 29-31	10th/15	Carpet Capital Collegiate (Rocky Face, Ga.)	292-294-313—899
Apr. 5-6	12th/12	PING Intercollegiate (Cary, N.C.)	292-298-304—894
Apr. 19-21	9th/9	ACC Championship (New London, N.C.)	299-293-301—893
Apr. 26-27	3rd/16	Centex Homes Palmetto Classic (Charleston, S.C.)	314-290—609

1996-97

Sept. 12-14	3rd/20	William H. Tucker Invitational (Albuquerque, N.M.)	286-292-281—859
Sept. 21-22	6th/14	Keswick Club Cavalier Classic (Charlottesville, Va.)	292-296-285—873
fall	T5/15	Tennessee Tournament of Champions (Knoxville, Tenn.)	295-284-286—865
Oct. 14-15	T12/17	Taylor Made Red River Classic (Dallas, Texas)	289-281-290—860
Oct. 20-21	4th/15	Duke Golf Classic (Durham, N.C.)	307-289-297—893
Oct. 28-29	4th/12	C.C. of Louisiana Intercollegiate (Baton Rouge, La.)	285-289-296—870
Feb. 3-4	6th/16	PING Arizona Collegiate (Tucson, Ariz.)	297-290-296—883
Feb. 24-25	T6/14	Puerto Rico Golf Classic (Rio Grande, P.R.)	307-293-285—885
Feb. 28-30	2nd/28	Furman Intercollegiate (Greenville, S.C.)	294-288-291—863
Apr. 4-6	14th/18	Carpet Capital Collegiate (Rocky Face, Ga.)	289-310-301—910
Apr. 18-20	8th/9	ACC Championship (Fayetteville, Ga.)	306-307-294—907
May 8-9	4th/10	Liberty University Golf Classic (Pen Hook, Va.)	301-292—593

Matt Kuchar competed in the NCAA East Regional in Hot Springs, Va. (68-74-74 - T6) and NCAA Championship in Lake Forest, Ill. (77-76 - MC).

1997-98

Sept. 19-20	1st/23	William H. Tucker Invitational (Albuquerque, N.M.)	281-280—561
Sept. 29-30	7th/15	Tennessee Tournament of Champions (Knoxville, Tenn.)	289-290-300—879
Oct. 19-20	3rd/15	Duke Golf Classic (Durham, N.C.)	303-288—591
Oct. 27-28	2nd/13	C.C. of Louisiana Intercollegiate (Baton Rouge, La.)	289-291-289—869
Nov. 7-9	2nd/17	The Nelson (Stanford, Calif.)	290-286-285—861
Feb. 1-3	T5th/20	PING Arizona Intercollegiate (Tucson, Ariz.)	286-295-285—866
Feb. 13-15	4th/25	Waikoloa Intercollegiate (Waikoloa, Hawaii)	290-285-295—870
Feb. 23-24	2nd/15	Puerto Rico Golf Classic (Rio Grande, P.R.)	290-292-295—877
Mar. 23-24	3rd/12	Cuscovilla Intercollegiate (Eatonville, Ga.)	281-286-287—854
Apr. 3-5	2nd/18	Carpet Capital Collegiate (Rocky Face, Ga.)	287-289-289—865
Apr. 17-19	2nd/9	ACC Championship (New London, N.C.)	283-285-275—843
May 14-16	1st/23	NCAA East Regional (Daukasie Island, S.C.)	284-275-276—835
May 27-30	3rd/30	NCAA Championship (Albuquerque, N.M.)	281-277-286-278—1122

1998-99

Sept. 12-13	2nd/14	Ridges Intercollegiate (Johnson City, Tenn.)	280-283-286—849
Sept. 28-29	9th/15	PING/Golfweek Preview Invitational (Chaska, Minn.)	313-297-295—905
Oct. 12-13	5th/15	Taylor Made Red River Classic (Dallas, Texas)	278-285-283—846
Oct. 18-19	3rd/15	Duke Golf Classic (Durham, N.C.)	295-286-289—870
Nov. 6-8	5th/18	Golf World/Palmetto Dunes Collegiate (Hilton Head, S.C.)	289-285-295—869
Feb. 11-13	1st/23	Taylor Made/Waikoloa Intercollegiate (Waikoloa, Hawaii)	270-310-303—893
Feb. 21-23	2nd/18	San Juan Shoot-Out (Rio Grande, P.R.)	281-278-275—834
Mar. 12-14	5th/15	Golf Digest Collegiate (Las Vegas, Nev.)	292-288-290—870
Mar. 27-28	9th/15	Schenkel E-Z-Go Invitational (Statesboro, Ga.)	296-293-301—890
Apr. 2-3	2nd/18	Carpet Capital Collegiate (Rocky Face, Ga.)	281-285-294—860
Apr. 16-18	1st/9	ACC Championship (New London, N.C.)	287-291-285—863
May 20-22	1st/23	NCAA East Regional (Providence, R.I.)	283-280-282—845
June 2-5	MC/30	NCAA Championship (Chaska, Minn.)	314-312—626

1999-2000

Sept. 19-21	4th/18	PING/Golfweek Preview Invitational (Opelika, Ala.)	290-291-283—864
Oct. 1-3	1st/15	Carpet Capital Collegiate (Rocky Face, Ga.)	279-288-283—850
Oct. 17-18	4th/15	Iron Duke Golf Classic (Durham, N.C.)	298-299—597
Nov. 5-7	2nd/18	Golf World/Palmetto Dunes Collegiate (Hilton Head, S.C.)	281-273-287—841
Feb. 17-19	1st/24	Taylor Made/Waikoloa Intercollegiate (Waikoloa, Hawaii)	281-279-295—855
Feb. 27-29	15th/15	San Juan Shoot-Out (Rio Grande, P.R.)	284-282-287—853
Mar. 10-12	T4th/14	Las Vegas Intercollegiate (Las Vegas, Nev.)	274-288-287—849
Apr. 7-9	1st/12	Compaq U.S. Collegiate Championship (Los Cabos, Mex.)	288-275-275—838
Apr. 21-23	2nd/9	ACC Championship (New London, N.C.)	287-288-286—861
May 18-20	3rd/27	NCAA East Regional (Moosic, Pa.)	297-296-291—884
M. 31-J. 3	2nd/30	NCAA Championship (Opelika, Ala.)	280-282-278-276—1116

Ended year No. 1 in Golfweek rankings, No. 1 MasterCard GGF

YEAR-BY-YEAR RESULTS (SINCE 1947)

2000-01

Sept. 25-26	11th/16	PING/Golfweek Preview Invitational (Durham, N.C.)	300-298—598
Oct. 6-8	1st/15	Carpet Capital Collegiate (Rocky Face, Ga.)	286-280-304—870
Oct. 16-17	3rd/12	Jerry Pate National Intercollegiate (Birmingham, Ala.)	282-271-282—835
Nov. 3-5	2nd/8	Golf World/Palmetto Dunes Collegiate (Hilton Head, S.C.)	278-272-279—829
Nov. 10-12	2nd/8	CGF National Intercollegiate Match Play (Estero, Fla.)	2-1, lost in finals (d. Texas, 2-5-2-5; d. Georgia, 3-2; I. Arizona, 3-2)
Feb. 15-17	T8th/24	Taylor Made/Waikoloa Intercollegiate (Waikoloa, Hawaii)	321-320-282—923
Feb. 25-27	1st/15	Puerto Rico Classic (Rio Grande, P.R.)	296-283-282—861
Mar. 9-11	1st/15	Las Vegas Intercollegiate (Las Vegas, Nev.)	292-279-273—844
Mar. 26	1st/15	Morris Williams Intercollegiate (Austin, Texas)	281-291—872
Apr. 6-8	2nd/12	Ford U.S. Collegiate Championship (Puerto Vallarta, Mex.)	289-282-301—872
Apr. 20-22	1st/9	ACC Championship (Lake Buena Vista, Fla.)	280-285-280—845
May 17-19	7th/27	NCAA East Regional (Williamsburg, Va.)	285-279-282—846
M.30-J.2	4th/30	NCAA Championship (Durham, N.C.)	289-292-282-285—1148

*won tiebreaker; Ended year No. 2 in Golfweek rankings, No. 2 in MasterCard CGF, No. 2 in Golfstat

2001-02

Sept. 27-30	10th/15	PING/Golfweek Preview Invitational (Columbus, Ohio)	294-296-300—890
Oct. 5-7	1st/15	Carpet Capital Collegiate (Rocky Face, Ga.)	280-282-296—858
Oct. 15-16	5th/12	Jerry Pate National Intercollegiate (Birmingham, Ala.)	289-280-299—868
Nov. 9-11	1st/15	Long Cove Invitational (Hilton Head, S.C.)	297-278-280—855
Feb. 13-15	1st/24	Taylor Made/Waikoloa Intercollegiate (Waikoloa, Hawaii)	281-285-294—860
Feb. 24-26	1st/15	Puerto Rico Classic (Rio Grande, P.R.)	275-275-279—829
Mar. 8-10	1st/16	Las Vegas Collegiate (Las Vegas, Nev.)	287-276-281—844
Apr. 5-7	5th/10	PING/U.S. Collegiate Championship (Tucson, Ariz.)	282-300-289—871
Apr. 19-21	1st/9	ACC Championship (New London, N.C.)	271-284-282—837
May 16-18	T1st/27	NCAA East Regional (Roswell, Ga.)	291-287-298—876
M.29-J.1	2nd/30	NCAA Championship (Columbus, Ohio)	277-286-290-285—1138

Ended year No. 1 in Golfweek rankings, No. 1 in Golfstat; set school record with seven victories

2002-03

Sept. 27-29	15th/18	Carpet Capital Collegiate (Rocky Face, Ga.)	304-284-296—884
Oct. 7-8	T11th/15	PING/Golfweek Preview Invitational (Stillwater, Okla.)	307-307-302—916
Oct. 13-14	T6th/12	Jerry Pate National Intercollegiate (Birmingham, Ala.)	286-279—565
Oct. 25-27	3rd/18	The Nelson (Stanford, Calif.)	283-282-287—852
Feb. 12-14	6th/26	Taylor Made/Waikoloa Intercollegiate (Waikoloa, Hawaii)	288-280-286—854
Feb. 23-25	7th/18	Puerto Rico Classic (Rio Grande, P.R.)	301-289-292—882
Mar. 7-9	11th/15	Toyota Collegiate Championship (Las Vegas, Nev.)	289-288-296—873
Mar. 17-18	8th/18	Morris Williams Intercollegiate (Austin, Texas)	297-290-286—873
Apr. 5-8	6th/18	Augusta State Invitational (Augusta, Ga.)	290-272-290—842
Apr. 18-20	4th/9	ACC Championship (New London, N.C.)	305-287-289—881
May 15-17	2nd/27	NCAA East Regional (Auburn, Ala.)	281-286-281—848
May 27-30	T11th/30	NCAA Championship (Stillwater, Okla.)	310-306-302-300—1218

Ended year No. 12 in Golfweek rankings, No. 13 in Golfstat

2003-04

Sept. 13-14	9th/18	Bank of Tennessee at the Ridges (Jonesborough, Tenn.)	293-288-302—883
Sept. 22-23	2nd/15	PING/Golfweek Preview Invitational (Hot Springs, Va.)	297-276—573
Oct. 3-5	5th/18	Carpet Capital Collegiate (Rocky Face, Ga.)	296-284-284—864
Oct. 13-14	8th/12	Jerry Pate National Intercollegiate (Birmingham, Ala.)	284-282-280—846
Oct. 20-21	1st/15	Gary Koch/Cleveland Golf Intercollegiate (Tampa, Fla.)	272-283-287—284
Nov. 7-9	3rd/16	Hooters Collegiate Match Play (Myrtle Beach, S.C.)	3-1, lost in semis (d. Southern California, 3-2; d. Georgia 3-2; lost to Florida, 3-1-1; d. Oklahoma State, 2-2-1)
Feb. 11-13	1st/21	Taylor Made/Waikoloa Intercollegiate (Waikoloa, Hawaii)	272-291-287—841
Feb. 22-24	T8th/18	Puerto Rico Classic (Rio Grande, P.R.)	296-299-285—880
Mar. 12-14	T6th/15	Southern Highlands Collegiate (Las Vegas, Nev.)	291-286-294—871
Mar. 22-23	3rd/15	Western Intercollegiate (Santa Cruz, Calif.)	284-278-283—855
Mar. 28-30	T5th/12	Atlanta Intercollegiate (Stockbridge, Ga.)	293-278-291—862
Apr. 16-18	3rd/9	ACC Championship (New London, N.C.)	290-284-274—848
May 15-17	T3rd/27	NCAA East Regional (New Haven, Conn.)	291-288-285—864
May 2-4	T5th/30	NCAA Championship (Hot Springs, Va.)	289-285-287-290—1151

*won playoff; Ended year No. 6 in Golfweek rankings, No. 5 in Golfstat

2004-05

Sept. 26-27	2nd/15	PING/Golfweek Preview Invitational (Owings Mills, Md.)	284-285-285—852
Oct. 11-12	2nd/12	Jerry Pate National Intercollegiate (Birmingham, Ala.)	273-279-277—829
Oct. 25-26	3rd/16	Isleworth Collegiate Invitational (Windermere, Fla.)	296-283-295—874
Nov. 5-7	3rd/18	Carpet Capital Collegiate (Rocky Face, Ga.)	299-296-288—883
Nov. 14-16	2nd/16	Hooters Collegiate Match Play (Howey-in-the-Hills, Fla.)	3-1, lost in finals (d. Penn State, 3-2; d. Arizona, 4-1; d. Texas, 3-0-2; lost to Oklahoma St., 4-0-1)
Feb. 9-11	2nd/20	Taylor Made/Waikoloa Intercollegiate (Waikoloa, Hawaii)	274-272-262—808
F.27-M.1	1st/18	Puerto Rico Classic (Rio Grande, P.R.)	280-278-287—845
Mar. 11-13	6th/15	Southern Highlands Collegiate (Las Vegas, Nev.)	297-283-297—877
Mar. 21-22	4th/16	Oregon Duck Invitational (Eugene, Ore.)	291-281-295—867
Mar. 27-29	6th/15	Hootie at Bulls Bay Intercollegiate (Awendaw, S.C.)	290-297-293—880
Apr. 15-17	2nd/10	ACC Championship (New London, N.C.)	293-290-286—869
May 19-21	T6th/27	NCAA East Regional (Kinston Springs, Tenn.)	285-283-279—847
June 1-4	2nd/30	NCAA Championship (Owings Mills, Md.)	288-281-295-282—1146

Ended year No. 3 in Golfweek rankings, No. 3 in Golfstat

2005-06

Sept. 26-28	2nd/15	PING/Golfweek Preview (Sunriver, Ore.)	294-284-282—860
Oct. 10-11	1st/12	Jerry Pate National Intercollegiate (Birmingham, Ala.)	274-278-276—828
Oct. 23-25	3rd/118	Isleworth-UCF Invitational (Windermere, Fla.)	290-294-310—894
Nov. 4-6	4th/18	Carpet Capital Collegiate (Rocky Face, Ga.)	305-275-287—867
Nov. 14-16	2nd/16	Hooters Collegiate Match Play (Howey-in-the-Hills, Fla.)	3-2, lost in finals (d. Missouri, 5-0; d. Arizona State, 3-1-1; d. Stanford, 3-1-1; lost to Georgia, 3-2)
Feb. 8-10	1st/21	UH-Hilo Intercollegiate (Waikoloa, Hawaii)	268-279-278—825
Feb. 26-28	15th/18	Puerto Rico Classic (Rio Grande, P.R.)	288-298-300—886
Mar. 10-12	9th/15	Southern Highlands Collegiate (Las Vegas, Nev.)	297-296-318—911
Mar. 24	W	Univ. of the Pacific (Santa Cruz, Calif.)	7-1
Apr. 3-4	T10th/15	Morris Williams Collegiate (Austin, Tex.)	286-300-299—885
Apr. 10-11	T4th/13	United States Collegiate Championship (Alpharetta, Ga.)	290-298-288—876
Apr. 21-23	T1st/11	ACC Championship (New London, N.C.)	276-267-290—833
May 18-20	T3rd/27	NCAA East Regional (Chardon, Ohio)	295-288-284—867
M.31-J.3	MC/30	NCAA Championship (Sunriver, Ore.)	301-294-296—891

Ended year No. 4 in Golfweek rankings, No. 5 in Golfstat

2006-07

Sept. 15-17	T3rd/18	Carpet Capital Collegiate (Rocky Face, Ga.)	289-287-278—854
Sept. 24-25	6th/12	Olympia Fields/Fighting Illini Invit. (Olympia Fields, Ill.)	293-296-288—877
Oct. 2-4	T9th/15	PING/Golfweek Preview (Williamsburg, Va.)	288-297-278—863
Oct. 22-24	12th/18	Isleworth-UCF Invitational (Windermere, Fla.)	298-297-308—903
Feb. 7-9	4th/18	UH-Hilo Intercollegiate (Waikoloa, Hawaii)	272-265-281—818
Feb. 25-27	8th/18	Puerto Rico Classic (Rio Grande, P.R.)	287-287-291—865
Mar. 9-11	T8th/15	Southern Highlands Collegiate (Las Vegas, Nev.)	286-307-303—896
Mar. 24	W	Georgia State (Williamsburg, Va.)	279-286
Apr. 9-11	T4th/15	United States Collegiate Championship (Alpharetta, Ga.)	292-306-298—896
Apr. 20-22	T1st/11	ACC Championship (New London, N.C.)	287-283-284—854
May 17-19	T2nd/27	NCAA East Regional (Alpharetta, Ga.)	284-294-289—867
M.30-J.2	8th/30	NCAA Championship (Williamsburg, Va.)	288-275-280-288—1131

Ended year No. 9 in Golfweek rankings, No. 9 in Golfstat

2007-08

Sept. 12-16	3rd/18	Carpet Capital Collegiate, Rocky Face, Ga.	296-290-284—870
Oct. 7-9	3rd/13	Brickyard Collegiate, Macon, Ga.	283-278-280—841
Oct. 21-23	6th/18	Isleworth-UCF Collegiate Inv., Windermere, Fla.	293-288-288—869
Oct. 28-30	2nd/16	Callaway Golf Collegiate Match Play, Greensboro, Ga.	3-1, lost in finals (d. Texas, 4-1; d. Georgia, 3-2; d. South Carolina, 3-2; lost to UCLA, 4-1)
Feb. 6-8	4th/18	UH-Hilo Invitational, Waikoloa, Hawaii	275-272-27—824
F.29-M.8	7th/15	Puerto Rico Classic, Rio Grande, Puerto Rico	296-288-287—871
Mar. 7-9	T10th/15	Southern Highlands Collegiate, Las Vegas, Nev.	297-295-305—897
Mar. 24-26	4th/15	United States Collegiate Championship, Alpharetta, Ga.	296-290-289—875
Apr. 4-6	T6th/18	Augusta State Invitational, Augusta, Ga.	288-289—577
Apr. 18-20	4th/11	ACC Championship, New London, N.C.	287-285-275—847
May 15-17	15th/27	NCAA Central Regional, Columbus, Ohio	307-299-302—908

Ended year No. 9 in Golfweek rankings, No. 8 in Golfstat

2008-09

Sept. 12-14	11th/18	Carpet Capital Collegiate, Rocky Face, Ga.	299-295-286—880
Sept. 26-28	T7th/15	PING/Golfweek Preview Invitational, Toledo, Ohio	296-283-295—874
Oct. 11-13	2nd/15	Brickyard Collegiate, Macon, Ga.	282-295-287—864
Oct. 26-28	T6th/18	Isleworth-UCF Collegiate Inv., Windermere, Fla.	299-288-308—895
Feb. 4-6	9th/17	UH-Hilo Intercollegiate, Kohala Coast, Hawaii	301-295-283—879
F.27-M.1	5th/15	Puerto Rico Classic, Rio Grande, Puerto Rico	280-292-283—855
Mar. 13-15	T6th/15	Southern Highlands Collegiate, Las Vegas, Nev.	289-295-300—884
Apr. 5-7	3rd/15	United States Collegiate Championship, Alpharetta, Ga.	291-302-288—881
Apr. 17-19	1st/11	ACC Championship, New London, N.C.	281-284-281—846
May 14-16	T3rd/13	NCAA Central Regional, Bowling Green, Ky.	292-293-295—880
May 27-30	T10th/30	NCAA Championship, Toledo, Ohio	301-285-288—874

Ended year No. 7 in Golfweek rankings, No. 10 in Golfstat

2009-10

Sept. 11-13	3rd/12	Carpet Capital Collegiate, Rocky Face, Ga.	295-290-282—867
Sept. 25-27	4th/17	Mason Rudolph Intercollegiate, Franklin, Tenn.	*275-284—559
Oct. 10-12	12th/15	Brickyard Collegiate, Macon, Ga.	*298-285—593
Oct. 25-26	1st/15	UNCG Bridgestone Collegiate, Greensboro, N.C.	283-281-279—843
Feb. 3-5	6th/22	Mauna Lani Invitational, Kohala Coast, Hawaii	304-291-282—877
Feb. 21-23	5th/15	Puerto Rico Classic, Rio Grande, Puerto Rico	285-282-299—855
Mar. 12-14	T9th/15	Southern Highlands Collegiate Masters, Las Vegas, Nev.	300-322-306—928
Mar. 26-28	T4th/16	Linger Longer Invitational, Greensboro, Ga.	300-298-281—879
Apr. 9-10	6th/17	Wolfpack Intercollegiate, Raleigh, N.C.	294-296-297—867
Apr. 23-25	1st/11	ACC Championship, New London, N.C.	279-276-286—841
May 20-22	3rd/13	NCAA Southeast Regional, Milton, Ga.	287-286-272—845
June 1-3	3rd/30	NCAA Championship, Ooltewah, Tenn.	#290-282-286—858
June 4	Lost	Augusta State (NCAA Match Play quarterfinals), Ooltewah, Tenn.	3-2

*Event shortened to 36 holes by weather; Ended year No. 14 in Golfweek rankings, No. 5 in Golfstat

2010-11

Sept. 11-13	T3rd/12	Carpet Capital Collegiate, Rocky Face, Ga.	287-294-291—862 (-2)
Sept. 26-28	7th/15	PING/Golfweek Preview, Stillwater, Okla.	298-287-307—892 (+28)
Oct. 8-10	4th/15	Brickyard Collegiate, Macon, Ga.	291-289-287—867 (+3)
Oct. 24-26	1st/15	United States Collegiate Championship, Alpharetta, Ga.	271-285-280—836 (-28)
Feb. 2-4	4th/20	Amer Ari Invitational, Waikoloa, Hawaii	278-282-284—844 (-20)
Feb. 20-22	2nd/15	Puerto Rico Classic, Rio Grande, Puerto Rico	278-284-279—841 (-23)
Mar. 11-13	9th/15	Southern Highlands Collegiate Masters, Las Vegas, Nev.	294-294-306—894 (+30)
Mar. 28-29	na	Grub Mart Collegiate, Glencoe, Ala. (individuals only, Seth Reeves, co-medalist)	
Apr. 16-17	1st/5	Yellow Jacket Classic, Alpharetta, Ga.	284-283—567 (-9)
Apr. 22-24	1st/11	ACC Championship, New London, N.C.	281-278-272—831 (-33)
May 19-21	2nd/13	NCAA East Regional, Blacksburg, Va.	289-293-287—869 (+5)
M.31-J.2	2nd/30	NCAA Championship, Stillwater, Okla.	283-290-302—875 (+11)
June 3	Lost	Augusta State (NCAA Match Play quarterfinals), Stillwater, Okla.	3-2

Ended year No. 2 in Golfweek rankings, No. 3 in Golfstat

YEAR-BY-YEAR RESULTS (SINCE 1947)

2011-12

Sept. 9-11	3rd/12	Carpet Capital Collegiate, Rocky Face, Ga.	286-297-274 — 857 (-7)
Sept. 23-27	8th/15	Golfweek Conference Challenge, Burlington, Iowa	294-301-294 — 889 (+25)
Oct. 7-9	1st/15	Brickyard Collegiate, Macon, Ga.	280-285-283 — 848 (-16)
Oct. 23-25	4th/14	United States Collegiate Championship, Alpharetta, Ga.	284-282-298 — 864 (E)
Feb. 1-3	4th/20	Amer Ari Invitational, Waikoloa, Hawaii	278-289-278 — 845 (-19)
Feb. 19-21	4th/15	Puerto Rico Classic, Rio Grande, Puerto Rico	290-289-282 — 861 (-3)
Mar. 9-11	2nd/18	Seminole Intercollegiate, Tallahassee, Fla.	278-274-278 — 830 (-22)
Mar. 18	Won	UCLA (dual match), Los Angeles, Calif.	4-0
Mar. 22-23	4th/16	Barona Collegiate Cup, Lakeside, Calif. (low 5 of 6 scores)	352-366-348 — 1066 (-14)
Apr. 7-8	2nd/15	Gary Koch Invitational, Tampa, Fla.	289-284-290 — 863 (-1)
Apr. 20-22	1st/11	ACC Championship, New London, N.C.	270-274-293 — 837 (-27)
May 17-19	6th/14	NCAA Southwest Regional, Norman, Okla.	290-286-307 — 883 (+19)

Ended year No. 8 in Golfweek rankings, No. 11 in Golfstat

2012-13

Sept. 7-9	11th/15	Carpet Capital Collegiate, Rocky Face, Ga.	301-291-294 — 886 (+22)
Sept. 23-25	11st/15	PING/Golfweek Preview Invitational, Milton, Ga.	287-282-276 — 845 (+5)
Oct. 5-7	2nd/15	Brickyard Collegiate, Macon, Ga.	289-290-283 — 862 (-2)
Oct. 19-21	1st/15	United States Collegiate Championship, Alpharetta, Ga.	291-291-292 — 874 (+10)
Feb. 6-8	4th/20	Amer Ari Invitational, Waikoloa, Hawaii	283-283-284 — 850 (-14)
Feb. 17-19	5th/15	Puerto Rico Classic, Rio Grande, Puerto Rico	286-285-287 — 858 (-6)
Mar. 8-10	7th/15	Southern Highlands Collegiate Masters, Las Vegas, Nev.	295-294-301 — 890 (+26)
Mar. 23-24	4th/14	Linger Longer Invitational, Greensboro, Ga.	295-284 — 579 (+3)
Apr. 8-9	2nd/14	Gary Koch Invitational, Tampa, Fla.	279-277-292 — 848 (-16)
Apr. 13	Lost	South Carolina (dual match), Atlanta, Ga.	3-2-1
Apr. 19	Lost	TCU (dual match), Milton, Ga.	3-2-1
Apr. 26-28	4th/11	ACC Championship, New London, N.C.	284-272-295 — 851 (-13)
May 16-18	4th/13	NCAA Tallahassee Regional, Tallahassee, Fla.	280-284-285 — 849 (-15)
May 28-30	2nd/30	NCAA Championship, Milton, Ga.	274-274-282 — 830 (-10)
May 31	Won	UNLV (NCAA Match Play quarterfinals), Milton, Ga.	3-2
June 1	Lost	Alabama (NCAA Match Play semifinals), Milton, Ga.	3-0-2

*Event shortened to 36 holes by weather; Ended year No. 8 in Golfweek rankings, No. 4 in Golfstat

2013-14

Sept. 6-8	1st/14	Carpet Capital Collegiate, Rocky Face, Ga.	280-289-281 — 850 (-14)
Sept. 14-15	1st/14	Tar Heel Intercollegiate, Chapel Hill, N.C.	283-281-278 — 842 (-22)
Oct. 4-6	2nd/14	Brickyard Collegiate, Macon, Ga.	282-275-282 — 839 (-25)
Oct. 18-20	2nd/15	United States Collegiate Championship, Alpharetta, Ga.	279-287-284 — 850 (-14)
Feb. 6-8	7th/20	Amer Ari Invitational, Waikoloa Village, Hawaii	286-270-281 — 837 (-27)
Feb. 23-25	2nd/15	Puerto Rico Classic, Rio Grande, P.R.	278-277-268 — 823 (-41)
Mar. 7-9	12th/15	Southern Highlands Collegiate Masters, Las Vegas, Nev.	315-302-300 — 917 (+53)
Mar. 24-25	1st/15	Valspar Invitational at Floridian, Palm City, Fla.	274-280-283 — 837 (-15)
Apr. 12-13	1st/15	Robert Kepler Invitational, Columbus, Ohio	281-291-286 — 858 (+6)
Apr. 19	Won	vs. Auburn, at Milton, Ga. (dual match)	4-2
Apr. 19	Won	vs. Georgia, at Milton, Ga. (dual match)	5-1
Apr. 25-27	1st/12	ACC Championship, New London, N.C.	288-278-273 — 839 (-25)
May 15-17	1st/13	NCAA Raleigh Regional, Raleigh, N.C.	268-272-285 — 825 (-27)
May 23-26	5th/30	NCAA Championship, Hutchinson, Kan.	277-282-282 — 841 (+1)
May 27	Lost	Oklahoma State (NCAA Match Play quarterfinals, Hutchinson, Kan.)	4-0-1

Ended year No. 2 in Golfweek rankings, No. 4 in Golfstat

2014-15

Sept. 5-7	2nd/14	Carpet Capital Collegiate, Rocky Face, Ga.	293-276-280 — 849 (-15)
Sept. 19-20	1st/12	DICK'S Sporting Goods Challenge Cup, Kingston Springs, Tenn.	290-272-286 — 848 (-4)
Oct. 6-7	6th/12	Jerry Pate National Intercollegiate, Vestavia Hills, Ala.	285-278-293 — 856 (+16)
Oct. 17-19	7th/15	United States Collegiate Championship, Alpharetta, Ga.	296-285-281 — 862 (-2)
Nov. 3-5	1st/15	Warrior Princeville Makai Invitational, Princeville, Hawaii	272-273-264 — 809 (-55)
Feb. 22-24	2nd/15	Puerto Rico Classic, Rio Grande, P.R.	292-274-291 — 857 (-7)
Feb. 13-15	4th/17	Seminole Intercollegiate, Tallahassee, Fla.	287-280-281 — 848 (-16)
Feb. 23-24	10th/13	Valspar Collegiate Invitational, Palm City, Fla.	296-288-289 — 873 (+21)
Apr. 3-5	T2nd/14	Mason Rudolph Championship, Franklin, Tenn.	283-287-287 — 857 (+5)
Apr. 11-12	1st/14	Robert Kepler Intercollegiate, Columbus, Ohio	284-278-286 — 848 (-4)
Apr. 24-26	*1st/12	Atlantic Coast Conference Championship, New London, N.C.	284-279-282 — 845 (-19)
May 14-16	3rd/13	NCAA San Diego Regional, Rancho Santa Fe, Calif.	299-283-287 — 869 (+5)
M.29-J.1	8th/30	NCAA Championship, Bradenton, Fla.	293-295-290-297 — 1175 (+23)

Ended year No. 9 in Golfweek rankings, No. 9 in Golfstat

2015-16

Sept. 11-13	5th/15	Carpet Capital Collegiate, Rocky Face, Ga.	286-296-303 — 885 (+21)
Sept. 25-27	17th/12	DICK'S Sporting Goods Challenge Cup, Kingston Springs, Tenn.	287-286-294 — 867 (+15)
Oct. 16-18	5th/17	United States Collegiate Championship, Alpharetta, Ga.	286-299-282 — 867 (+3)
Nov. 1-3	10th/22	Kiawah Classic by Aramark, Kiawah Island, S.C.	293-299 — 592 (+16)
Feb. 4-6	12th/19	Amer Ari Invitational, Waikoloa Village, Hawaii	290-289-286 — 865 (+1)
Feb. 21-23	6th/15	Puerto Rico Classic, Rio Grande, P.R.	286-283-288 — 857 (-7)
Mar. 21-22	14th/15	Valspar Collegiate Invitational, Palm City, Fla.	307-293-305 — 905 (+53)
Apr. 1-3	T2nd/12	Clemson Invitational, Salem, S.C.	288-287-297 — 872 (+8)
Apr. 9-10	T3rd/15	Princeton Invitational, Princeton, N.J. (36-hole event)	294-284 — 578 (+10)
Apr. 22-24	4th/12	Atlantic Coast Conference Championship, New London, N.C.	287-288-289 — 864 (E)
May 16-18	7th/14	NCAA Tucson Regional, Marana, Ariz.	297-288-282 — 867 (+3)

*Event shortened to 36 holes by weather; Ended year No. 38 in Golfweek rankings, No. 42 in Golfstat

2016-17

Sept. 9-11	5th/14	Carpet Capital Collegiate, Rocky Face, Ga.	286-295-275 — 856 (-8)
Sept. 23-25	6th/16	Maui Jim Invitational, Scottsdale, Ariz.	280-276-288 — 844 (-8)
Oct. 21-23	12th/17	Golf Club of Georgia Collegiate, Alpharetta, Ga.	297-286-294 — 877 (+13)
Oct. 31-Nov. 1	2-1	Cypress Point Classic, Pebble Beach, Calif. (d. Georgia, 8.5-3.5; d. Stanford, 8-4; l. Southern California, 19.5-4.5)	
Feb. 2-4	7th/21	Amer Ari Invitational, Waikoloa, Hawaii	288-278-285 — 851 (-13)
Feb. 19-21	3rd/15	Puerto Rico Classic, Rio Grande, Puerto Rico	294-284-281 — 859 (-5)
Mar. 10-12	2nd/14	Seminole Intercollegiate, Tallahassee, Fla.	276-280-280 — 836 (-28)
Mar. 19-21	2nd/14	Valspar Collegiate Invitational, Palm City, Fla.	301-281-278 — 860 (+8)
Apr. 7-9	2nd/13	Clemson Invitational, Salem, S.C.	296-283-294 — 873 (+9)
Apr. 21-23	T7th/12	ACC Championship, Clinton, S.C.	288-296-299 — 883 (+19)
May 15-17	6th/13	NCAA Stanford Regional, Stanford, Calif.	287-273-284 — 844 (+4)

Ended year No. 21 in Golfweek rankings, No. 22 in Golfstat

2017-18

Sept. 8-10	1st/15	Carpet Capital Collegiate, Rocky Face, Ga.	287-284-279 — 850 (-14)
Sept. 22-24	2nd/13	Maui Jim Intercollegiate, Carefree, Ariz.	291-286-281 — 858 (-6)
Oct. 8-10	1st/12	Franklin American Mortgage Collegiate, College Grove, Tenn.	297-276-279 — 852 (-12)
Oct. 20-22	4th/15	Golf Club of Georgia Collegiate, Alpharetta, Ga.	284-277-285 — 846 (-18)
Feb. 1-3	5th/18	Amer Ari Invitational, Waikoloa, Hawaii	281-275-286 — 842 (-22)
Feb. 18-20	4th/15	Puerto Rico Classic, Rio Grande, Puerto Rico	276-286-297 — 859 (+7)
Mar. 10-11	1st/15	General James Hacker Championship, Myrtle Beach, S.C.	283-284-281 — 848 (-16)
Mar. 18-20	4th/16	Valspar Collegiate Invitational, Palm City, Fla.	287-282-283 — 852 (-12)
Apr. 7-8	3rd/15	Irish Creek Intercollegiate, Kannapolis, N.C.	277-297-293 — 867 (+15)
Apr. 20-22	1st/12	ACC Championship, New London, N.C.	276-277-282 — 835 (-29)
May 14-16	6th/14	NCAA Raleigh Regional, Raleigh, N.C.	274-279-282 — 835 (-17)

Ended year No. 8 in Golfweek rankings, No. 6 in Golfstat

2018-19

Sept. 7-9	T1st/15	Carpet Capital Collegiate, Rocky Face, Ga.	281-275-287 — 843 (-21)
Sept. 21-23	1st/14	Maui Jim Intercollegiate, Scottsdale, Ariz.	265-274-273 — 812 (-28)
Oct. 8-9	T1st/8	Jack Nicklaus Collegiate, Dublin, Ohio (d. Kent State, 3-2-1; d. South Carolina, 3-1-2; championship match rained out)	2-0
Oct. 19-21	3rd/14	Golf Club of Georgia Collegiate, Alpharetta, Ga.	270-289-296 — 845 (-19)
Feb. 7-9	8th/18	Amer Ari Invitational, Waikoloa, Hawaii	277-284-290 — 851 (-13)
Feb. 17-19	T1st/15	Puerto Rico Classic, Rio Grande, P.R.	283-282-283 — 848 (-16)
Mar. 3-5	6th/15	Southern Highlands Collegiate, Las Vegas, Nev.	283-282-295 — 860 (-4)
Mar. 17-19	12th/15	Valspar Collegiate Invitational, Palm City, Fla.	285-288-282 — 855 (+3)
Apr. 5-7	1st/15	Clemson Invitational, Salem, S.C.	272-271-269 — 812 (-52)
Apr. 18-20	1st/12	ACC Championship, New London, N.C.	276-270-281 — 827 (-37)
May 13-15	4th/14	NCAA Pullman Regional, Pullman, Wash.	271-270-277 — 818 (-22)
May 24-29	18th/30	NCAA Championship, Fayetteville, Ark.	307-293-303 — 903 (+39)

*Event shortened to 36 holes by weather; Ended year No. 7 in Golfweek rankings, No. 12 in Golfstat

2019-20

Sept. 6-8	1st/15	Carpet Capital Collegiate, Rocky Face, Ga.	284-285-292 — 861 (-3)
Sept. 20-22	T1st/15	Olympia Fields/Fighting Illini Invitational, Olympia Fields, Ill.	278-287-281 — 846 (+6)
Oct. 18-20	10th/14	Golf Club of Georgia Collegiate, Alpharetta, Ga.	290-301-284 — 875 (+11)
Oct. 28-29	1st/8	Cypress Point Classic, Pebble Beach, Calif. (d. California, 2-0; d. UCLA, 2-0; d. Duke, 5-1)	3-0
Feb. 6-8	5th/20	Amer Ari Invitational, Waikoloa, Hawaii	274-269-287 — 830 (-34)
Feb. 16-18	1st/15	Puerto Rico Classic, Rio Grande, P.R.	282-268-282 — 832 (-32)
Mar. 1-3	10th/15	Southern Highlands Collegiate, Las Vegas, Nev.	302-292-284 — 878 (+14)

Spring season cancelled following Southern Highlands Collegiate due to Covid-19 pandemic

Ended year No. 3 in Golfweek rankings, No. 7 in Golfstat

2020-21

Jan. 17-19	7th/10	Camp Creek Seminole Invitational, Watersound, Fla.	293-290-288 — 871 (+7)
Jan. 25-27	7th/12	Southwestern Invitational, Westlake Village, Calif.	303-294-305 — 902 (+38)
Feb. 2-4	T-3rd/8	Amer Ari Invitational, Waimea, Hawaii	274-301-279 — 854 (-10)
Feb. 19-21	1st/20	Wyoming Desert Intercollegiate, Palm Desert, Calif.	276-295-277 — 848 (-16)
Mar. 12-14	2nd/16	Linger Longer Invitational, Greensboro, Ga.	283-284-283 — 850 (-14)
Mar. 25-27	9th/28	The Goodwin, Stanford, Calif.	290-291-273 — 854 (+14)
Apr. 5-6	2nd/9	The Calusa Cup, Naples, Fla.	294-284-289 — 867 (+3)
Apr. 23-25	T-5th/12	Atlantic Coast Conference Championship, Milton, Ga.	286-278-282 — 846 (+6)
May 17-19	3rd/14	NCAA Tallahassee Regional, Tallahassee, Fla.	277-286-285 — 848 (-16)
May 28-31	15th/30	NCAA Championship (stroke play), Scottsdale, Ariz.	289-288-295-297 — 1169 (+49)

Ended year No. 24 in Golfweek rankings, No. 25 in Golfstat

2021-22

Sept. 10-12	1/14	Maui Jim Intercollegiate, Scottsdale, Ariz.	264-262-270 — 796 (-44)
Sept. 27-28	5/14	Windon Memorial Classic, Glencoe, Ill.	281-281-285 — 847 (-5)
Oct. 4-5	T-1/12	Hamptons Intercollegiate, East Hampton, N.Y.	291-293-276 — 860 (-4)
Oct. 22-24	T-6/15	Golf Club of Georgia Collegiate, Alpharetta, Ga.	282-286-282 — 850 (-14)
Feb. 3-5	7/19	Amer Ari Intercollegiate, Waimea, Hawaii	274-284-278 — 836 (-28)
Feb. 20-22	1/14	Watersound Invitational, Panama City, Fla.	285-277-287 — 849 (-15)
F.27-M.1	5/15	Southern Highlands Collegiate, Las Vegas, Nev.	276-286-283 — 845 (-19)
Mar. 24-26	T-6/28	The Goodwin, Stanford, Calif.	271-277-281 — 829 (-11)
Apr. 3-5	1/9	The Calusa Cup, Naples, Fla.	281-285-290 — 856 (-8)
Apr. 22-25	2/12	Atlantic Coast Conference Championship, Panama City, Fla. (d. Florida State, 3.5-1.5; l. Wake Forest, 3-2)	284-273-281 — 838 (-26)
May 16-18	T-1/13	NCAA Columbus Regional, Columbus, Ohio	290-271-281 — 842 (-10)
May 27-30	T-12/30	NCAA Championship (stroke play), Scottsdale, Ariz.	298-289-290-294 — 1171 (+51)

Ended year No. 10 in Golfweek rankings, No. 11 in Golfstat

HEAD-TO-HEAD UNDER BRUCE HEPPLER

	1996	1997	1998	1999	2000	2001	2002	2003	2004	2005	2006	2007	2008	2009	2010	2011	2012	2013	2014	2015	2016	2017	2018	2019	2020	2021	2022	
Boston College										1-0	1-0	2-0	2-0	1-0	1-0	2-0	2-0	1-0	3-0	1-0	2-0	2-0	1-0	2-0	1-0	2-0		
Clemson	0-6	1-6	3-4	3-7	7-3	5-5	6-2-1	0-9	2-7-1	9-0	5-4	3-4-1	5-2	3-5	3-3	6-0	3-1	3-1	4-0	6-0	1-6	1-4	3-2	5-2	2-1	0-3	6-0	
Duke	2-4	2-3	5-0	4-2	4-1	3-1	3-0	4-1	4-0	4-1	6-2	6-1	1-3	4-0	3-1	3-2	2-0	2-1	3-0	3-0	1-3	0-2	3-1	4-1	2-1	1-1	5-0	
Florida State	1-3	3-1	3-1	2-0	2-0	1-0	1-0	1-0			4-0	2-0	4-1	2-2	5-0	3-3	3-1	4-2	2-4	6-0	2-2	0-4	1-1-1	2-1	1-0	1-4	4-0	
Louisville												1-0	0-1	1-0	1-0					4-0	1-0	2-0	1-0	2-0		2-2	2-0	
North Carolina	0-6	1-5-1	3-3	6-2	9-0	1-2	4-0	1-3	6-0	5-0	0-1-1	3-1	0-3	2-0	2-1	1-0	3-0	3-0	3-0	3-1	1-1-1	1-0	1-0	2-0	1-1	0-3	1-3	
NC State	2-5	4-3	5-1-1	5-0	6-0	4-2	5-0	5-3	5-1	4-0	2-1	3-0	5-0	3-0	1-1	2-0	2-0	4-0		3-0	2-0	0-1-1	3-1	3-0	1-0	1-1	2-0	
Notre Dame																			1-0	2-0	1-0	2-0	1-0	1-0		1-1	2-1	
Virginia	2-6	2-7	7-0	7-0	6-0	3-1	4-0	2-0			2-0	1-0	1-0	2-0	2-0	4-0	4-0	3-0	2-0	2-0	5-1		0-3	4-0	4-0	2-0	3-0	
Virginia Tech	3-1	3-0	2-0			1-1	2-1	2-0			2-0	2-0	2-0-1	4-0	3-0	4-1	4-0	3-0	2-1	4-0	2-0		2-0	3-0	2-0		2-0	
Wake Forest	1-6	1-5	5-0	7-0	7-0	5-0	4-2	1-6	4-3	6-2	4-2	5-2	3-2	3-1	4-0	2-1	3-0	5-1	4-0	2-1		0-2	2-1	2-2	0-1	1-2-1	4-2	
Non-Conference*	1996	1997	1998	1999	2000	2001	2002	2003	2004	2005	2006	2007	2008	2009	2010	2011	2012	2013	2014	2015	2016	2017	2018	2019	2020	2021	2022	
Air Force	1-0	1-0	1-0				1-0	1-0									1-0	1-0							1-0			
Akron																							1-0					
Alabama	2-3	2-1	2-0			1-0	2-0	3-1		4-0-1	3-1	1-3	0-4	3-3	2-1	1-2	2-1	2-5	0-3	2-1-1	2-2	3-0	2-0	3-0	3-0	1-0	2-0	
Ala.-Birmingham			1-0		1-0	3-0	3-0	3-0	1-0	2-0	2-0	1-0			1-0		1-0		2-0	1-1	0-1	1-0						
Arizona	0-4	1-1	2-1	5-1	3-0	3-3	3-2	1-3-1	2-2	2-0	2-1	2-1	1-0-1	3-0	1-0	1-0	2-0										2-0	
Arizona State	0-4	0-3	3-1	3-2	3-2	5-2	6-0	1-3	3-1	4-1	4-3	3-2	1-2	1-3	3-1	3-1	1-0	2-0	2-0	2-1	0-1	0-1	1-2	1-1	0-1	0-4	0-2	
Arkansas		2-0	3-1	1-1	1-0	1-0	1-0	1-1	2-0	2-0	1-1			1-0	0-1	1-0	1-0	0-1	2-0	2-0	0-1	0-1	1-0		1-0	0-1	2-1	
Arkansas-Little Rock																									1-0	1-0	1-0	
Arkansas State									1-0															1-0			1-0	
Army West Point																												
Auburn	1-2	0-4	5-1	3-0	4-0	3-1	4-0	3-2	8-0	3-1	3-1	2-0-1	1-0	2-0	1-0	1-0	1-2	4-0	4-1	2-1	0-3	1-2	1-1	3-3	1-0		2-1	
Augusta	1-0	3-1	1-1	1-1	2-2	1-1	2-0	5-0	2-4	5-1	4-2	5-0	1-0	2-0	1-0	2-1	1-2	1-0	2-0	1-0		1-0	1-1			2-0	1-0	
Ball State																	0-1	1-0	1-0	1-0								
Baylor								2-0			1-0		1-0		1-0	1-0						0-2	1-0	1-1	0-0-1			
Bethune-Cookman																			1-0									
Boise State																				1-0						1-0		
Brigham Young		1-0	1-0	1-1		2-2		1-0	1-0	1-0	3-2	2-0	1-0		1-0							1-0		1-1		1-0	2-0	
Brown																					1-0							
California			1-0	0-1	1-0				0-2	1-0					1-0	1-0	2-1	0-1	1-2	1-1		1-0	1-0	2-0	1-2	2-0	2-0	3-0
California Baptist																										1-0		
Cal Poly																				1-0						1-0	2-0	
Cal St. Northridge																								1-0	1-0			
Campbell																							1-0					
CS Monterrey Bay																					1-0							
Central Conn. St.																	1-0											
Central Florida	1-0	1-0							1-0	2-0	1-0	2-0	1-0	2-0-1				1-0						1-0	1-0			
Charleston Southern																					0-1							
Charlotte	1-1	3-0		1-0	1-0					1-0	1-0	1-1	1-1	4-0	1-1		1-0	1-0	1-0	2-0			1-0		1-0	1-1		
Chattanooga												1-0	1-0	3-1	0-2	2-0	2-1	2-1	2-0	1-0	1-0	2-0	2-0	1-0	1-0	1-0	1-0	
Chico State																	1-0					1-0						
Cincinnati																	1-0			1-0			1-0					
Cleveland State																			1-0									
Coastal Carolina	1-0	1-0			1-0		1-0			2-0	0-1	1-1	1-0		3-0	1-0		1-0			1-0		1-0					
Coll. of Charleston	2-0	3-0	1-0	1-0			1-0			1-0					2-0		2-0	1-0		1-0		1-0		1-0	1-0		1-0	
Colorado	1-0	2-0	3-0	0-1	1-0	1-0	2-0	2-0	1-1	1-0	2-0	1-0	2-0	0-1	1-0	1-0	1-0	1-0	1-0		0-1	0-1	1-0	1-0	1-0	1-0	1-0	
Colorado State			1-1	0-1				1-0	1-0							1-0	1-0	1-0						2-0	1-0		1-0	
Columbia																					1-0							
Connecticut																							1-0					
Cornell																					1-0							
CSU-Monterrey Bay																			1-0									
CSU-Stanislaus																		1-0										
Dalton State																						1-0	1-0	1-0				
Dartmouth																							1-0					
Davidson																			1-0				2-0		1-0			
Dayton																						1-0						
Denver																									1-0	1-0	1-0	
Drexel																												
East Carolina																				1-0								
East Tennessee State	0-3	0-7	5-0	6-2	7-0	4-1	3-0	3-1		3-0	2-2	3-1	3-2	4-0	2-0	4-0	2-0	2-0	3-0	5-1	1-0		2-0	1-0	1-0	1-0	3-0	
Eastern Kentucky																					1-0							
Eastern Michigan																				1-0								
Elon																					1-0	1-0	1-0	1-0				
Florida	1-2	0-5	5-0	3-3	6-0	4-2	5-1	2-3-1	4-5	5-2	0-5	5-2-1	1-2	4-2	2-0		1-0	2-0	1-0	3-0	2-0-1	1-0		3-0	2-1	2-0	1-2	
Florida A&M																										1-0		
Florida Atlantic																		1-0								2-0	1-0	
Florida Gulf Coast																										1-0	1-0	
Fresno State	0-1	1-0	1-0	1-0	2-0	1-0	2-0	2-0		1-0	2-0			1-0												1-0		
Furman	3-0	1-2	1-0	2-0	1-0		1-0							1-0		2-0			2-0		1-0	1-0		1-0				
Gardner-Webb																			1-0			1-0						
Georgetown																						1-0					1-0	
George Mason																							1-0					
George Washington																					1-0						1-0	
Georgia	0-3	1-3	4-2	2-7	7-1	5-4	7-1	2-3	2-5-2	3-6	1-7-1	0-7-1	3-4	1-7	3-0	3-1-1	3-3	3-0	4-3	5-1	2-2	0-2	1-1	1-0	2-0-1			

HEAD-TO-HEAD UNDER BRUCE HEPPLER

Non-Conference*	1996	1997	1998	1999	2000	2001	2002	2003	2004	2005	2006	2007	2008	2009	2010	2011	2012	2013	2014	2015	2016	2017	2018	2019	2020	2021	2022
Long Island U.																									1-0		
Loyola																	1-0		2-0			1-0					1-0
Loyola-Maryland																	1-0										
Loyola-Marymount																	1-0										
Marquette																							1-0	1-0	1-0	1-0	2-0
Maryland	3-1	3-1	2-0	1-0	1-0	1-0	1-0	2-0	2-0	2-0	1-0	2-0	2-0	1-0	2-0	1-0	1-0	2-0	1-0	1-1	1-0	1-0	1-0	1-0			
McNeese State																					1-0						
Memphis																					0-1	2-0	1-0			1-0	
Mercer													1-0	1-0	2-0	1-0	2-0	2-0	1-1	2-0						1-0	
Miami (Ohio)																											1-0
Michigan			1-0					1-0		1-0	1-0	1-0	0-2	1-1	4-0	2-0	1-0	1-0	1-0	2-0	1-0						1-0
Michigan State																	1-0	1-0	1-0	1-0	1-0	1-0		1-0			1-0
Middle Tennessee St.																	2-0	1-0	1-0	1-0		1-0	3-0	1-0		1-0	
Minnesota	1-0	2-0	3-0	2-2	3-1	3-0	1-1	1-2	0-0-1	1-0	2-1	3-2	3-0	1-0	1-0			1-0	1-0	1-0	1-0	1-0	1-0	1-0		1-0	
Mississippi	1-0	1-0	1-0	1-1	1-0	1-0	1-0	1-0				1-0			1-1	3-1	3-0	1-0		4-0	2-0	1-0	1-0		1-0		1-0
Mississippi State	1-0	0-2-1	2-1	1-0	1-0										1-0	1-0				1-0							
Missouri			2-0	1-0				1-0		1-0	2-0								3-0	1-0	1-0		1-0				
Navy																					1-0	1-0					
Nebraska				0-1-1	1-0						1-0									2-0			1-0				
Nevada			1-0	1-0	1-0	1-0	1-0	1-0		0-1	1-0												1-0			0-1	1-0
Newberry																					1-0						
New Mexico	0-2	1-3	1-0	3-0	3-0	3-0	3-0	2-0	2-0	3-0	3-0	1-0			1-0		0-1	2-1	0-1	1-0				1-0	1-0		2-0
New Mexico St.																		1-0									
NC-Greensboro																1-0	2-0		2-0	1-0		2-0	1-0		1-0		
NC-Wilmington	1-0	1-0						1-0		1-0					1-0	2-0			1-0		1-0	1-0					
North Alabama																											1-0
North Florida																1-0	1-1	1-2	1-0	1-0	1-1	1-0	2-1	2-0	1-1		2-0
North Texas																	1-1				1-0	1-0					
Northern Colorado																								1-0		1-0	
Northwestern		0-2	2-0	2-2	3-2	2-1	2-0	2-0		1-0	0-3	1-1	1-0	2-0	0-1	1-0	1-0	1-0	2-0	1-0	1-0	1-0			1-0	1-0	4-1
Ohio State	1-2	0-3	2-0	4-0	1-0		1-1				1-0		1-0	1-0	1-0-1	1-0	2-0	1-0	1-0	1-0	1-0	1-1	1-0	1-1	1-0	1-0	3-0
Oklahoma	1-2	3-0	1-0	2-0		3-1	3-1	2-2	3-2	2-0	4-1	2-0	1-0	1-0	2-0	3-0	2-1	5-1	2-1	2-1	2-0	0-2	1-1	1-3	1-1	0-2	1-2
Oklahoma State	0-3	1-2	2-0	1-4	2-1-1	6-0	3-3	1-6	2-2	3-4	2-6	2-6	0-5	1-0-1	1-5	2-3	2-1	4-2	0-5-1	2-0	1-1	1-2	0-3	0-3	1-1	0-1	0-2-1
Oregon			2-0	2-1	1-0	0-1	1-0			2-0	1-0	1-0	1-0	2-0	1-1	2-0	1-0	3-0	1-1	1-0	0-2	0-1	1-0	1-1	1-0	1-1	3-1
Oregon State	0-1	2-0	2-0	1-0	1-0	2-0	1-0	2-0		1-0	1-0	1-0	1-0		2-0	1-0	1-0	3-0	2-0	1-0	0-1	0-1	1-0	1-0-1	1-0	1-1	1-0
Osaka Gakuin U.																1-0	1-0	1-0			1-0		1-0	1-0	1-0		
Pacific	0-1	1-0	1-0			1-0	2-0			1-0		1-0					2-0					1-0	1-0	1-0	1-0	1-0	1-0
Pennsylvania																					1-0						
Penn State		0-1	1-0	2-0	1-0	1-0	1-0	1-0	1-1	1-0		1-0	0-1	1-0	2-0			1-0	1-0	2-0		0-1					
Pepperdine		0-1	2-0	1-0	2-0	2-0	2-0	2-0	2-0	3-0	2-1						1-0			1-0		0-1	1-0	1-1	1-3	0-3	0-4
Presbyterian																					1-0						1-0
Princeton																							1-0				1-0
Purdue			2-0		1-0	3-0	4-0	2-0	2-0	1-1	1-1	1-0	1-0	2-1	1-0	0-1	1-0	2-0	1-0	1-0	1-0	0-1	2-0	1-0	1-0	1-0	
Radford																											1-0
Rhode Island	1-0	1-1	1-0	1-0		2-0	2-0	2-0	3-0	2-0	1-0	1-0			1-0				1-0				1-0				
Rice																											
Richmond																											
Rider																											
Rutgers																											1-0
Sacramento St.																						1-0					
Saint Joseph's																											
Saint Mary's (Calif.)																	2-0	1-0		1-0	1-0					1-1	1-0
Sam Houston State																										0-1	
San Diego																1-0	1-0	2-0		2-0						3-0	2-0
San Diego State			1-0	1-0	1-0	1-0				1-1						1-0	0-1	1-0		1-0						1-1	1-0
San Francisco																1-0	1-0			1-0					1-0	1-0	2-0
San Jose State																1-0	1-0	1-0	1-0		1-0	1-0	1-0	1-0	1-0	3-0	2-0
Santa Clara																							1-0				1-0
Seattle																											1-0
Seton Hall																						1-0					
Siena																						1-0					
SMU	0-2	1-1	2-0	4-0		3-0			1-0	1-0	1-0-1	1-0						0-1	3-0	3-0		1-0		0-1	0-1	1-2	1-1
South Alabama																											
South Carolina	1-3	4-1	5-1	5-2	6-0	3-0	2-0	2-1	2-2	3-0	2-1	3-0	3-2	3-1	1-1	2-0	2-0	1-1	2-0	2-2	0-2	2-1	3-0	3-2	1-0		
South Dakota State																										1-0	
South Florida																	2-0	4-0	2-0	1-1	1-1	2-0	2-0	1-0	1-0		1-1
Southern (La.)																											
Southern California	0-2	1-3	2-1	2-0	1-0	2-1	2-0	5-1	4-0	4-0	3-1	3-0	0-4	1-5	2-1	5-1	1-2	4-0	2-1	0-1	1-1	0-3	0-1	1-3		2-2	2-0
Southern Illinois																											1-0
Southern Utah																											1-0
Stanford	0-1	1-0	3-0		1-0		1-0	2-0	1-0	3-0	3-0-1	0-4	2-1	2-2	1-1	1-0	0-1	2-1	1-2-1	2-0	1-2	1-3	2-0	2-2	1-1	0-1	2-2
TCU		1-3	2-1	6-1	4-0	4-1	3-1	0-5	4-1	5-0	5-1	3-0	3-0	0-2	2-1	3-0	2-0	1-1	0-2	1-0	0-1	2-0	2-0	2-2	3-0	3-0	3-0
Temple																											
Tennessee	1-1	3-2	4-0	1-0	3-0	2-0	2-0	2-0	3-0	2-1	2-0	2-1	2-1	1-2	2-1-1	1-0	0-1	1-1	2-0	1-0	2-0	1-0	1-0	0-0-1	2-1	1-0	0-1
Texas	1-4	0-4	4-0	5-1	5-0-1	4-2	4-2	0-7	3-1	5-0	4-2	5-1	5-0	3-1	1-3	3-2	1-2	4-1	2-1-1	0-2	1-1	1-2	1-2	0-4	1-2	2-0	1-2
Texas A&M	0-1	0-2	2-0	3-0	1-0	3-0	1-0	2-0	1-0	1-0	0-3-1	0-3	2-2</														