



#24/24 PITT vs. GEORGIA TECH October 1, 2022 • 8 p.m. (ET)

Acrisure Stadium (68,400/Natural Grass) • Pittsburgh, Pa.
ACC Network • 93.7 The Fan • Pitt Panthers Radio Network
PittsburghPanthers.com • @Pitt_FB

Schedules and Results

PITT (3-1, 0-0 ACC)

Sept. 1 (Thurs.)	West Virginia (ESPN)	W, 38-31
Sept. 10	Tennessee (ABC)	L, 27-34 (OT)
Sept. 17	at Western Michigan (ESPNU)	W, 34-13
Sept. 24	Rhode Island (ACC Network)	W, 45-24
Oct. 1	Georgia Tech* (ACC Network)	8 p.m.
Oct. 8	Virginia Tech* (HC)	TBA
Oct. 22	at Louisville*	TBA
Oct. 29	at North Carolina*	TBA
Nov. 5	Syracuse*	TBA
Nov. 12	at Virginia*	TBA
Nov. 19	Duke*	TBA
Nov. 26	at Miami*	TBA

*ACC game (HC) Homecoming

GEORGIA TECH (1-3, 0-1 ACC)

Sept. 5 (Mon.)	Clemson*	L, 10-41
Sept. 10	Western Carolina	W, 35-17
Sept. 17	Ole Miss	L, 0-42
Sept. 24	at UCF	L, 10-27
Oct. 1	at Pitt*	8 p.m.
Oct. 8	Duke*	TBA
Oct. 20 (Thurs.)	Virginia*	7:30 p.m.
Oct. 29	at Florida State*	TBA
Nov. 5	at Virginia Tech*	TBA
Nov. 12	Miami*	TBA
Nov. 20	at North Carolina*	TBA
Nov. 27	at Georgia	TBA

*ACC game

Broadcast Information

Television • ACC Network

Wes Durham (play-by-play)
Roddy Jones (analyst)
Taylor Davis (reporter)

Pitt Radio • 93.7 The Fan & Pitt Panthers Radio Network

Bill Hillgrove (play-by-play)
Pat Bostick (analyst)
Larry Richert and Dorin Dickerson (reporters)

SiriusXM Satellite Radio

Go to SiriusXM.com for this week's channel assignments.

WPTS Radio (Pitt Student Station) • 92.1 FM

Online Audio

937thefan.radio.com

Game Storylines

- ✓ Pitt opens ACC play with Coastal Division foe Georgia Tech. The Panthers will host the Yellow Jackets for the first time since 2018. Pitt visited Atlanta each of the past three seasons.
- ✓ Israel Abanikanda has rushed for more than 100 yards in each of the past three games, including a 177-yard, four-touchdown effort in the Panthers' win over Rhode Island.
- ✓ Pitt has won four consecutive games against Georgia Tech, including a 52-21 decision last season. Pat Narduzzi is 6-1 against the Yellow Jackets, the lone loss coming on the road in 2017.
- ✓ Abanikanda ranks second nationally in all-purpose yards (180.25 avg.) and sixth in rushing yards (119.8 avg.). He leads the ACC in both of those categories.
- ✓ Since 2015, Pat Narduzzi has directed Pitt to 36 victories in ACC play, the third-highest win total during that span. The Panthers trail only Clemson (54) and Miami (37).
- ✓ Safety Erick Hallett II is the only FBS player to date with two interceptions and two fumble recoveries.
- ✓ Pitt's 45-24 win over Rhode Island marked the 56th victory of Pat Narduzzi's Pitt head coaching career, tying him for third all-time with John Michelosen, who coached the Panthers from 1955-65.
- ✓ The Panthers are averaging 35:18 in possession time this season. That average leads the ACC and ranks fifth nationally.
- ✓ After giving up a season-high 190 rushing yards in the West Virginia opener, Pitt has held each of its last three opponents to less than 100 yards on the ground (68.0 yards per game).

Pitt-Georgia Tech History in Brief

Series Began: 1918

Series Overall: Pitt leads 11-5

ACC Series: Pitt leads 6-3

At Pittsburgh: Pitt leads 5-1

At Georgia Tech: Pitt leads 6-2

At Neutral Sites: GT leads 2-0

Last Meeting at GT: Oct. 2, 2021

(Pitt 52, Georgia Tech 21)

Last Meeting at Pitt: Sept. 15, 2018

(Pitt 24, Georgia Tech 19)

Current Series Streak:

Pitt has won 4 (2018-21)

Longest Pitt Series Win Streak:

4 games (2018-21)

Longest GT Series Win Streak:

2 games (twice, most recent: 2013-14)

Largest Pitt Victory Margin:

32 points (32-0, 1918)

Largest GT Victory Margin:

28 points (56-28, 2014)

The Coaches

Pitt Coach Pat Narduzzi

Overall (season): 56-38 (eighth)

At Pitt (season): same

Alma Mater: Rhode Island, 1990

Record vs. Georgia Tech: 6-1

Georgia Tech Coach Geoff Collins

Overall (season): 25-38 (sixth)

At Georgia Tech (season): 10-28 (fourth)

Alma Mater: Western Carolina, 1994

Record vs. Pitt: 0-3

PITT FOOTBALL MEDIA SERVICES



GEORGIA TECH WEEK SCHEDULE

SUNDAY	MONDAY	TUESDAY	WEDNESDAY	THURSDAY	FRIDAY	SATURDAY
25 No scheduled media opportunities	26 Pat Narduzzi Press Conference Noon	27 Practice Window 9:10 a.m. Interviews 11:15 a.m.	28 Interviews 11:30 a.m. Narduzzi Radio Show 93.7 The Fan 6-7 p.m.	29 Final Narduzzi Press Brief 1 p.m.	30 No scheduled media opportunities	1 Pitt vs. Georgia Tech Acrisure Stadium 8 p.m. ACC Network

PITT FOOTBALL MEDIA CONTACTS

E.J. Borghetti, Executive Associate A.D.
(*football contact*)

Borghetti e-mail: eborghetti@athletics.pitt.edu

R.J. Sepich, Football Communications Director
(*co-football contact*)

Sepich e-mail: rsepich@athletics.pitt.edu

Celeste Welsh, Communications Operations Director
(*credential contact*)

Welsh e-mail: cwelsh@athletics.pitt.edu

PITT ATHLETIC COMMUNICATIONS PHONE NUMBERS

Pitt Athletic Communications Office: (412) 648-8240

Press Box: (412) 697-7198

Pitt Football Office: (412) 648-8700

PITT FOOTBALL ON THE WEB

Official Pitt Site: PittsburghPanthers.com

Media Info: collegepressbox.com

Pitt Football Twitter/Instagram: @Pitt_FB

Pitt YouTube Page: YouTube.com/pittlivewire

PITT ATHLETIC COMMUNICATIONS ADDRESS

University of Pittsburgh
Athletic Communications
Petersen Events Center
3719 Terrace Street
Pittsburgh, PA 15261

PITT PRACTICE FACILITY ADDRESS

Pitt Football Office
UPMC Rooney Sports Complex
3450 South Water Street
Pittsburgh PA 15203

ACC COMMUNICATIONS CONTACTS

Amy Yakola, Deputy Commissioner
(*chief of external affairs*)

Yakola e-mail: ayakola@theacc.org

Kevin Best, Senior Associate Commissioner
(*football communications*)

Best e-mail: kbest@theacc.org

ACC Communications Phone: (336) 854-8787

ACC FOOTBALL ON THE WEB

Official ACC Site: theacc.com

Media Info: collegepressbox.com

ACC Football Twitter: @ACCFootball

ACC YouTube Page: YouTube.com/ACCDigitalNetwork

WEEKLY PRESS CONFERENCE

Pat Narduzzi conducts his game week press conferences on Mondays at noon. The conferences are held at the UPMC Rooney Sports Complex. A transcript and video will be posted later that afternoon at PittsburghPanthers.com. Archived video from past Coach Narduzzi press conferences can also be viewed at YouTube.com/pittlivewire.

PITT PRACTICE COVERAGE

On designated days, the initial 30 minutes of Pitt football practice are open to the media for observation. The duration of the workout is closed. Reporters should contact E.J. Borghetti in advance for practice times and proper clearance. All practices will be held at the UPMC Rooney Sports Complex.

PITT WEEKLY INTERVIEWS

All interviews must be arranged through the communications office. Select players and assistant coaches are typically available for post-practice media sessions on Tuesdays and Wednesdays. In addition to his Monday press conferences, Coach Narduzzi hosts a media briefing on Thursdays of game weeks.

PITT MEDIA CREDENTIALS

Pitt home game credentials should be requested via sportssystems.com/pitt. Direct questions about credential registration to Celeste Welsh (cwelsh@athletics.pitt.edu).

COLLEGEPRESSBOX.COM

The official media website for Division I football is collegepressbox.com. Download game notes, quotes, statistics, media guides, headshots and logos for all FBS schools, conferences, postseason games, awards and the College Football Playoff. For access, please register at collegepressbox.com/register.

ACC MEDIA PORTAL

The ACC Media Portal has moved to a new service provider for 2022-23. The ACC will continue to provide video from a variety of press conferences and select ACC Championship footage throughout the athletic year. Game highlights from regular season football and basketball games will no longer be provided. Previous accounts to the ACC Media Portal will no longer be active. If you are interested in access to the new ACC Media Portal, please contact Slim Vollinger (svollinger@theacc.org) to gain access and for additional information. The use of ACC Championship highlights provided through the ACC Media Portal remain subject to all restrictions as outlined in the ACC News Access Guidelines.

ACC NEWS ACCESS GUIDELINES

Credentials issued by the ACC and/or ACC institutions are intended to assist accredited media organizations and their designated individual representatives in their coverage of ACC events and authorizes the use by the Agency of any descriptions, accounts, photographs, films, audio or video recordings, or drawings of the Event solely for news and editorial coverage of the Event in accordance with the News Access Guidelines. Any other use or attempted use of any coverage of the Event by the Representative or the Agency is expressly prohibited, unless the Agency has obtained the prior specific written permission of the ACC for such other use. Any secondary or commercial use of any picture, audio description, film/tape, or drawing of the Event taken or made by the accredited organization or individual to whom a credential has been issued (including, but not limited to use in delayed editorial, advertising, sales promotion, or merchandising) is prohibited without prior specific written approval of the ACC. The ACC and its television/digital rights licensees reserve the right to modify these Guidelines at any time.

OFFENSE

Quarterback

9	KEDON SLOVIS (SR, 6-3, 215)
12	Nick Patti (SR*, 6-3, 225)
19	Nate Yarnell (FR*, 6-6, 215)

Running Back

2	ISRAEL ABANIKANDA (JR, 5-11, 215)
6	Rodney Hammond Jr. (SO, 5-9, 200) or
22	Vincent Davis (SR, 5-8, 180) or
24	C'Bo Flemister (SR*, 5-11, 200)

Wide Receiver

14	KONATA MUMPFIELD (SO, 6-1, 180)
10	Jaylon Barden (JR, 5-11, 175)

Wide Receiver

5	JARED WAYNE (SR, 6-3, 210)
7	Jaden Bradley (SO, 6-3, 195)

Wide Receiver

15	BUB MEANS (SO*, 6-2, 215)
20	Myles Alston (FR*, 6-1, 180)

Tight End

86	GAVIN BARTHOLOMEW (SO, 6-5, 255)
8	Karter Johnson (JR*, 6-2, 250) or
3	Kyi Wright (JR*, 6-3, 265)

Left Tackle

77	CARTER WARREN (SR+, 6-5, 325)
78	Branson Taylor (SO*, 6-5, 320)

Left Guard

55	MARCUS MINOR (SR+, 6-4, 325)
61	Ryan Jacoby (JR*, 6-4, 305)

Center

60	OWEN DREXEL (SR+, 6-3, 305)
58	Terrence Moore (FR*, 6-5, 310)

Right Guard

53	JAKE KRADEL (SR*, 6-3, 305)
68	Blake Zubovic (SR*, 6-4, 320)

Right Tackle

76	MATT GONCALVES (JR*, 6-6, 315) OR
57	GABE HOUY (SR+, 6-6, 325)
50	Jason Collier Jr. (JR*, 6-6, 325)

DEFENSE

Defensive End

87	HABAKKUK BALDONADO (SR*, 6-5, 260)
50	Dayon Hayes (JR, 6-3, 275)

Defensive Tackle

95	DEVIN DANIELSON (SR*, 6-2, 300) OR
2	DAVID GREEN (SR*, 6-1, 280)
90	Deandre Jules (JR*, 6-3, 310)

Defensive Tackle

8	CALIJAH KANCEY (JR*, 6-0, 280)
92	Tyler Bentley (SR*, 6-2, 300)

Defensive End

5	DESLIN ALEXANDRE (SR+, 6-4, 275) OR
6	JOHN MORGAN III (SR*, 6-2, 265)

Star Linebacker

11	BANGALLY KAMARA (JR, 6-2, 225)
10	Tylar Wiltz (SR+, 6-1, 210)

Mike Linebacker

7	SIRVOCEA DENNIS (SR, 6-1, 230)
30	Brandon George (SR, 6-3, 245)

Money Linebacker

32	SHAYNE SIMON (SR*, 6-3, 235)
23	Solomon DeShields (SO*, 6-2, 230)

Strong Safety

9	BRANDON HILL (JR*, 5-11, 195)
0	Judson Tallandier II (SR*, 6-2, 185) or
20	Javon McIntyre (FR*, 6-0, 195)

Free Safety

31	ERICK HALLETT II (SR*, 5-11, 195)
22	Phillip O'Brien Jr. (SO, 6-0, 185)

Cornerback

12	M.J. DEVONSHIRE (JR*, 5-11, 190)
25	A.J. Woods (SR, 5-11, 195)
18	Ryland Gandy (FR, 6-0, 180)

Cornerback

14	MARQUIS WILLIAMS (SR*, 5-9, 180)
28	Noah Biglow (FR*, 5-11, 180)

SPECIALISTS

Placekicker

90	BEN SAULS (SO*, 5-10, 185)
91	Sam Scarton (JR*, 6-1, 195)

Punter

94	SAM VANDER HAAR (FR, 6-0, 205)
92	Cam Guess (SO*, 5-11, 200)

Holder

92	CAM GUESS (SO*, 5-11, 200)
94	Sam Vander Haar (FR, 6-0, 205)

Long Snapper

49	BYRON FLOYD (SO*, 6-1, 240)
93	James Fineran (FR*, 6-5, 225)

Kickoff Returner

2	ISRAEL ABANIKANDA (JR, 5-11, 215)
22	Vincent Davis (SR, 5-8, 180)

Punt Returner

14	KONATA MUMPFIELD (SO, 6-1, 180) OR
12	M.J. DEVONSHIRE (JR*, 5-11, 190)
10	Jaylon Barden (JR, 5-11, 175)

Kickoffs

90	BEN SAULS (SO*, 5-10, 185)
91	Sam Scarton (JR*, 6-1, 195)

2022 PITT FOOTBALL ROSTERS



PITT NUMERICAL ROSTER

No.	Name	Pos.	Yr.	Ht.	Wt.	Hometown/High School
0	Judson Tallandier II**	DB	SR*	6-2	185	Largo, MD/DeMatha Catholic
2	Israel Abanikanda**	RB	JR	5-11	215	Brooklyn, NY/Abraham Lincoln
2(D)	David Green***	DL	SR*	6-1	280	West Mifflin, PA/Pittsburgh Central Catholic
3	Khalil Anderson	DB	FR*	5-11	180	Atlanta, GA/Riverwood
3(D)	Kyi Wright**	TE	JR*	6-3	265	Farrell, PA/Farrell
4	Daniel Carter**	RB	JR*	5-10	240	Margate, FL/St. Thomas Aquinas
4(D)	Nahki Johnson	DL	FR*	6-2	260	Pittsburgh, PA/West Mifflin
5	Deslin Alexandre****	DL	SR+	6-4	275	Pompano Beach, FL/Deerfield Beach
5(D)	Jared Wayne***	WR	SR	6-3	210	Peterborough, ON/Clearwater Academy International (FL)
6	John Morgan III***	DL	SR*	6-2	265	Upper Marlboro, MD/DeMatha Catholic
6(D)	Rodney Hammond Jr.*	RB	SO	5-9	200	Norfolk, VA/Booker T. Washington
7	SirVocea Dennis***	LB	SR	6-1	230	Syracuse, NY/Christian Brothers/Peddie (NJ)
7(D)	Jaden Bradley*	WR	SO	6-3	195	Fayetteville, NC/DeMatha Catholic (MD)
8	Calijah Kancey**	DL	JR*	6-0	280	Miami, FL/Miami Northwestern
8(D)	Karter Johnson	TE	JR*	6-2	250	Pickerington, OH/Pickerington Central/Butler C.C.
9	Brandon Hill**	DB	JR*	5-11	195	Apopka, FL/Wekiva
9(D)	Kedon Slovis	QB	SR	6-3	215	Scottsdale, AZ/Desert Mountain/USC
10	Jaylon Barden**	WR	JR	5-11	175	Lizella, GA/Westside
10(D)	Tylar Wiltz	LB	SR+	6-1	210	Breaux Bridge, LA/Independence/Missouri State
11	Bangally Kamara**	LB	JR	6-2	225	Akron, OH/East
12	Nick Patti**	QB	SR*	6-3	225	Hillsdale, NJ/St. Joseph Regional
12(D)	M.J. Devonshire*	DB	JR*	5-11	190	Aliquippa, PA/Aliquippa/Kentucky
14	Marquis Williams***	DB	SR*	5-9	180	Pompano Beach, FL/Cardinal Gibbons
14(D)	Konata Mumpfield	WR	SO	6-1	180	Hoschton, GA/Dacula/Akron
15	Rashad Battle**	DB	JR	6-3	200	Atlanta, GA/Creekside
15(D)	Bub Means	WR	SO*	6-2	215	Lovejoy, GA/Lovejoy/Louisiana Tech
16	Nate Temple**	DL	JR*	6-4	245	Abbeville, SC/Abbeville
16(D)	Derek Kyler	QB	SR+	6-0	195	DeKalb, IL/DeKalb/Dartmouth
17	Samuel Okunlola	DL	FR	6-4	240	Brockton, MA/Thayer Academy
17(D)	Jake Frantl	QB	FR*	6-0	205	Erin, WI/Hartford Union/Georgia Knights Prep
18	Ryland Gandy	DB	FR	6-0	180	Buford, GA/Buford
18(D)	Eli Kosanovich	QB	JR*	6-2	210	Aliquippa, PA/Aliquippa
19	Jahvante Royal*	DB	SO*	6-3	195	Miramar, FL/St. Thomas Aquinas
19(D)	Nate Yarnell	QB	FR*	6-6	215	Austin, TX/Lake Travis
20	Myles Alston	WR	FR*	6-1	180	Virginia Beach, VA/Ocean Lakes
20(D)	Javon McIntyre	DB	FR*	6-0	195	Bear, DE/Imhotep Charter (PA)
21	Che Nwabuko	WR	FR	5-10	165	Austin, TX/Manor
22	Vincent Davis***	RB	SR	5-8	180	Fort Lauderdale, FL/Cardinal Gibbons
22(D)	Phillip O'Brien Jr.*	DB	SO	6-0	185	Pompano Beach, FL/Deerfield Beach
23	Solomon DeShields**	LB	SO*	6-2	230	Millville, NJ/Millville Senior
24	Tamarion Crumpley	DB	FR*	6-1	195	Cincinnati, OH/Winton Woods
24(D)	C'Bo Flemister	RB	SR*	5-11	200	Williamson, GA/Pike County/Notre Dame
25	A.J. Woods***	DB	SR	5-11	195	Germantown, MD/Northwest
26	Anthony Summey	RB	JR*	6-0	210	Ocean Township, NJ/St. Peter's Prep/Georgia
27	Buddy Mack III**	LB	JR	6-1	210	Greer, SC/Byrnes
28	Noah Biglow	DB	FR*	5-11	180	Wesley Chapel, FL/Armwood
29	Luke DelGaudio	LB	SO*	6-2	200	Shavertown, PA/Dallas
29(D)	Josh Junko	WR	JR*	6-1	200	Akron, OH/Cuyahoga Valley Christian Acad.
30	Brandon George***	LB	SR	6-3	245	Reading, PA/Berks Catholic
31	Erick Hallett II***	DB	SR*	5-11	195	Cypress, TX/Cy-Fair
32	Shayne Simon	LB	SR*	6-3	235	West Orange, NJ/St. Peter's Prep/Notre Dame
35	Hudson Primus	DB	JR*	6-0	190	Washington D.C./Archbishop Carroll
37	Stephon Hall	DB	FR*	6-1	190	Monaca, PA/Central Valley
38	Kyle Louis	LB	FR	5-11	200	East Orange, NJ/East Orange Campus
39	Myles Canton	LB	SR+	6-1	210	Upper Marlboro, MD/DeMatha Catholic/Robert Morris
40	Addison Copeland III	WR	FR	6-2	180	Buffalo, NY/Western New York Maritime Charter
41	Jehvonn Lewis	DB	SO*	5-11	180	Bethel Park, PA/Bethel Park
43	Cole Mitchell	TE	FR*	6-5	255	Frederick, MD/Linganore
44	Jimmy Scott	DL	FR	6-2	250	Cheektowaga, NY/St. Francis
45	Dante Caputo	DB	JR*	5-11	190	Wexford, PA/North Allegheny/Wisconsin

PITT ALPHABETICAL ROSTER

No.	Name	Pos.
2	Israel Abanikanda**	RB
5	Deslin Alexandre****	DL
20	Myles Alston	WR
85	Josh Altsman	TE
63	Matt Altsman	OL
54	Trey Andersen	OL
3	Khalil Anderson	DB
70	Ryan Baer	OL
87	Habakkuk Baldonado**	DL
10	Jaylon Barden**	WR
86	Gavin Bartholomew*	TE
15	Rashad Battle**	DB
54(D)	Dylan Bennett	LB
92	Tyler Bentley***	DL
28	Noah Biglow	DB
7(D)	Jaden Bradley*	WR
57(D)	Bam Brima*	DL
39	Myles Canton	LB
45	Dante Caputo	DB
4	Daniel Carter**	RB
50	Jason Collier Jr.*	OL
40	Addison Copeland III	WR
24	Tamarion Crumpley	DB
95	Devin Danielson***	DL
22	Vincent Davis***	RB
29	Luke DelGaudio	LB
7	SirVocea Dennis***	LB
23	Solomon DeShields**	LB
83	Dylan Deveney	TE
12(D)	M.J. Devonshire*	DB
94	Elliot Donald	DL
60	Owen Drexel**	OL
74	Terrence Enos Jr.	OL
93	James Fineran	LS
55(D)	Sean FitzSimmons	DL
24(D)	C'Bo Flemister	RB
49	Byron Floyd	LS
53(D)	Dorien Ford	DL
51	Drew Foster	LB
17(D)	Jake Frantl	QB
66	George French II	OL
18	Ryland Gandy	DB
30	Brandon George***	LB
76	Matt Goncalves**	OL
2(D)	David Green***	DL
92(D)	Cam Guess	P
37	Stephon Hall	DB
31	Erick Hallett II***	DB
6(D)	Rodney Hammond Jr.*	RB
50(D)	Dayon Hayes**	DL
47	Aydin Henningham*	LB
9	Brandon Hill**	DB
57	Gabe Houy****	OL
61	Ryan Jacoby	OL
48	Lorenzo Jenkins	WR
8(D)	Karter Johnson	TE
4(D)	Nahki Johnson	DL
90	Deandre Jules**	DL
95(D)	Caleb Junko	PK/P
29(D)	Josh Junko	WR
11	Bangally Kamara**	LB
8	Calijah Kancey**	DL

2022 PITT FOOTBALL ROSTERS



NUMERICAL ROSTER CONTINUED

No.	Name	Pos.	Yr.	Ht.	Wt.	Hometown/High School
46	Sam Williams	DL	SO*	6-3	235	Pembroke Pines, FL/Calvary Christian Acad.
46(D)	Peter Vardzel	WR	FR*	6-0	185	Charleston, SC/Wando
47	Aydin Henningham*	LB	SO*	6-2	225	Delray Beach, FL/Deerfield Beach
47(D)	Caden Smith	WR	FR	6-3	175	Murrysville, PA/Franklin Regional
48	Lorenzo Jenkins	WR	FR	6-4	190	Beaver Falls, PA/Blackhawk
49	Byron Floyd	LS	SO*	6-1	240	Mentor, OH/Mentor
50	Jason Collier Jr.*	OL	JR*	6-6	325	West Deptford, NJ/West Deptford
50(D)	Dayon Hayes**	DL	JR	6-3	275	Pittsburgh, PA/Westinghouse
51	Drew Foster	LB	FR	6-2	215	Austin, TX/Hyde Park Baptist
53	Jake Kradel***	OL	SR*	6-3	305	Butler, PA/Butler Senior
53(D)	Dorien Ford	DL	FR*	6-4	305	Pittsburgh, PA/Baldwin
54	Trey Andersen	OL	FR*	6-6	285	Eagle Mountain, UT/Lehi
54(D)	Dylan Bennett	LB	FR*	6-3	225	Montoursville, PA/Montoursville
55	Marcus Minor*	OL	SR+	6-4	325	Lanham, MD/DeMatha Catholic/Maryland
55(D)	Sean FitzSimmons	DL	FR	6-3	290	Monaca, PA/Central Valley
56	Will King IV	DL	SO*	6-4	280	Holland, MI/Holland Christian
57	Gabe Houy****	OL	SR+	6-6	325	Pittsburgh, PA/Upper St. Clair
57(D)	Bam Brima*	DL	JR*	6-5	275	Worcester, MA/Loyalsock Township (PA)
58	Terrence Moore	OL	FR*	6-5	310	Massillon, OH/Massillon Washington
59	Nick Lapi	LB	FR*	6-2	220	Upper Saddle River, NJ/Northern Highlands
60	Owen Drexel**	OL	SR+	6-3	305	Montclair, NJ/Montclair
61	Ryan Jacoby	OL	JR*	6-4	305	Mentor, OH/Mentor/Ohio State
62	Dakota Peters	OL	SR*	6-6	295	New Castle, PA/Shenango/Akron
63	Matt Altsman	OL	SO*	6-0	280	Zelienople, PA/Pittsburgh Central Catholic
66	George French II	OL	SO*	6-8	320	Bethlehem, PA/Bethlehem Catholic/Maine
68	Blake Zubovic**	OL	SR*	6-4	320	Belle Vernon, PA/Belle Vernon Area
69	Matt Metrosky	OL	FR*	6-1	290	Greensburg, PA/Greensburg Central Catholic
70	Ryan Baer	OL	FR	6-7	335	Eastlake, OH/North
72	Isaiah Montgomery	OL	FR	6-4	290	Virginia Beach, VA/Landstown
74	Terrence Enos Jr.	OL	FR*	6-4	315	Redford, MI/Cass Technical
76	Matt Goncalves**	OL	JR*	6-6	315	Manorville, NY/Eastport-South Manor
77	Carter Warren***	OL	SR+	6-5	325	Paterson, NJ/Passaic Tech
78	Branson Taylor*	OL	SO*	6-5	320	Lorain, OH/Elyria Catholic
80	Isaiah Nesmith	WR	FR	6-3	185	West Palm Beach, FL/American Heritage
82	Gavin Thomson**	WR	JR*	6-0	185	Pittsburgh, PA/Pittsburgh Central Catholic
83	Dylan Deveney	TE	JR*	6-6	265	Medford, NJ/Hun School/Georgia Tech
84	Jake McConnachie	WR	SO*	6-5	195	Verona, NJ/Verona
85	Josh Altsman	TE	FR	6-3	230	Zelienople, PA/Pittsburgh Central Catholic
86	Gavin Bartholomew*	TE	SO	6-5	255	Schuylkill Haven, PA/Blue Mountain
87	Habakkuk Baldonado**	DL	SR*	6-5	260	Rome, Italy/Clearwater Academy International (FL)
88	Jake Renda	TE	FR*	6-4	245	Princeton, NJ/IMG Academy (FL)
90	Deandre Jules**	DL	JR*	6-3	310	Germantown, MD/Northwest
90(D)	Ben Sauls*	PK	SO*	5-10	185	Tipp City, OH/Tippecanoe
91	Sam Scarton*	PK	JR*	6-1	195	Hermitage, PA/Hickory
92	Tyler Bentley***	DL	SR*	6-2	300	West Chester, OH/Lakota West
92(D)	Cam Guess	P	SO*	5-11	200	Belle Vernon, PA/Belle Vernon Area
93	James Fineran	LS	FR*	6-5	225	Towson, MD/ Calvert Hall College H.S.
94	Elliot Donald	DL	FR*	6-2	265	Pittsburgh, PA/Pittsburgh Central Catholic
94(D)	Sam Vander Haar	P	FR	6-0	205	Melbourne, Australia/ Box Hill Senior Secondary College
95	Devin Danielson***	DL	SR*	6-2	300	Pittsburgh, PA/Thomas Jefferson
95(D)	Caleb Junko	PK/P	FR*	6-1	200	Akron, OH/Hudson
96	Chris Maloney*	DL	SR*	6-2	255	Fort Washington, PA/La Salle College H.S.

* following name denotes letters earned
 * following class denotes redshirt season
 + following class denotes 'super senior'
 (D) denotes duplicate number

ALPHABETICAL ROSTER CONTINUED

No.	Name	Pos.
56	Will King IV	DL
18(D)	Eli Kosanovich	QB
53	Jake Kradel***	OL
16(D)	Derek Kyler	QB
59	Nick Lapi	LB
41	Jehvonn Lewis	DB
38	Kyle Louis	LB
27	Buddy Mack III**	LB
96	Chris Maloney*	DL
84	Jake McConnachie	WR
20(D)	Javon McIntyre	DB
15(D)	Bub Means	WR
69	Matt Metrosky	OL
55	Marcus Minor*	OL
43	Cole Mitchell	TE
72	Isaiah Montgomery	OL
58	Terrence Moore	OL
6	John Morgan III***	DL
14(D)	Konata Mumpfield	WR
80	Isaiah Nesmith	WR
21	Che Nwabuko	WR
22(D)	Phillip O'Brien Jr.*	DB
17	Samuel Okunlola	DL
12	Nick Patti**	QB
62	Dakota Peters	OL
35	Hudson Primus	DB
88	Jake Renda	TE
19	Jahvante Royal*	DB
90(D)	Ben Sauls*	PK
91	Sam Scarton*	PK
44	Jimmy Scott	DL
32	Shayne Simon	LB
9(D)	Kedon Slovis	QB
47(D)	Caden Smith	WR
26	Anthony Summey	RB
0	Judson Tallandier II**	DB
78	Branson Taylor*	OL
16	Nate Temple**	DL
82	Gavin Thomson**	WR
94(D)	Sam Vander Haar	P
46(D)	Peter Vardzel	WR
77	Carter Warren***	OL
5(D)	Jared Wayne***	WR
14	Marquis Williams***	DB
46	Sam Williams	DL
10(D)	Tylar Wiltz	LB
25	A.J. Woods***	DB
3(D)	Kyi Wright**	TE
19(D)	Nate Yarnell	QB
68	Blake Zubovic**	OL

* denotes letters earned
 (D) denotes duplicate number



PERSONAL INFORMATION

Born: April 22, 1966

Hometown: Youngstown, Ohio

Alma Mater: Rhode Island, 1990

Family: Narduzzi and his wife, Donna, have four children: Arian-na, Christina, Patrick and Isabella.

COLLEGE PLAYING EXPERIENCE

Rhode Island, three-year starter at linebacker (1987-89).

Youngstown State, starter at linebacker (1985).

COACHING EXPERIENCE

Miami (Ohio), 1990-91, graduate assistant; 1992, wide receivers.

Rhode Island, 1993-97, linebackers; 1998-99, defensive coordinator.

Northern Illinois, 2000-02, linebackers.

Miami (Ohio), 2003, defensive coordinator.

Cincinnati, 2004-06, defensive coordinator.

Michigan State, 2007-14, defensive coordinator; 2013-14, assistant head coach.

Pitt, 2015-present, head coach.

BOWL GAMES COACHED

2003 GMAC Bowl

2004 Fort Worth Bowl

2007 Champs Sports Bowl

2009 Capital One Bowl

2010 Valero Alamo Bowl

2011 Capital One Bowl

2012 Outback Bowl

2012 Buffalo Wild Wings Bowl

2014 Rose Bowl

2015 Cotton Bowl

2015 Military Bowl

2016 New Era Pinstripe Bowl

2018 Hyundai Sun Bowl

2019 Quick Lane Bowl

2021 Chick-fil-A Peach Bowl

- ✓ The 2022 season marks Pat Narduzzi's eighth as Pitt's Chris Bickell '97 Head Football Coach. Over his initial seven seasons, Narduzzi led the Panthers to an ACC championship and two ACC Coastal Division titles.
- ✓ In 2021, Narduzzi led Pitt to one of the most accomplished seasons in school history. The Panthers' stormed to 11 victories—their most since 1981—and claimed their first outright conference title with a 45-21 triumph over Wake Forest in the ACC Championship Game.
- ✓ Pitt earned a No. 13 ranking in the final polls, its highest finish since 1982. The Panthers placed No. 12 in the final College Football Playoff ratings, their highest ever.
- ✓ In the wake of that historic season, Narduzzi received the Andy Talley Tri-State Coach of the Year award, annually presented by the Maxwell Football Club to the top college coach in the northeast region. Narduzzi was a finalist for the Bobby Dodd Coach of the Year, Eddie Robinson Coach of the Year and Paul "Bear" Bryant Coach of the Year national awards.
- ✓ Narduzzi has coached seven first team All-Americans at Pitt, including three in 2021: quarterback Kenny Pickett, wide receiver Jordan Addison and long snapper Cal Adomitis.
- ✓ Pickett won the 2021 Johnny Unitas Golden Arm Award (nation's top upperclassman quarterback) and was a Heisman Trophy finalist, while Addison won the Biletnikoff Award (nation's outstanding receiver) and Adomitis earned the Patrick Mannelly Award (nation's top long snapper).
- ✓ Under Narduzzi's watch, Pitt continues to produce high-level NFL prospects. Six Pitt products—ends Patrick Jones II and Rashad Weaver, center Jimmy Morrissey, safety Damar Hamlin, cornerback Jason Pinnock and defensive tackle Jaylen Twyman—were selected in the 2021 NFL Draft, the most of any program in the ACC and tied for eighth nationally.
- ✓ In the 2022 draft, Pickett was a first-round selection of the Pittsburgh Steelers—the first Pitt QB to be picked in the opening round since Dan Marino in 1983.
- ✓ Narduzzi's Panthers have a well-earned reputation as a dangerous opponent for highly ranked foes. In 2019, Pitt scored a 35-34 triumph over UCF, which visited Heinz Field riding a 27-game non-bowl winning streak. The winning touchdown—a gadget-play pass caught by quarterback Kenny Pickett—has been immortalized as the "Pitt Special."
- ✓ In 2017, Pitt closed the season with a 24-14 victory over No. 2 Miami, which entered the game undefeated and on the cusp of the College Football Playoff.
- ✓ In 2016, the Panthers defeated two teams that finished in the top 5 of the final CFP rankings. Pitt gave No. 2 Clemson—that year's national champion—its only loss (43-42) and kept No. 5 Penn State out of the playoff field by defeating the Nittany Lions, 42-39.
- ✓ Pitt has also thrived off the field under Narduzzi's watch. During the 2021-22 academic year, Pitt led all college football programs in community service hours per Helper Helper.
- ✓ In 2020, Pitt earned an NCAA Public Recognition Award for achieving an Academic Progress Rate (APR) score that ranked in the top 10% of all football programs. The Panthers' multi-year 988 APR set a Pitt football program record and was 24 points higher than the national average.
- ✓ Narduzzi arrived at Pitt following eight highly successful years as the defensive coordinator at Michigan State under Mark Dantonio. The Spartans were the only team to rank in the nation's top 10 in total defense and rushing defense each season from 2011-14.
- ✓ Michigan State boasted the nation's top rushing defense in 2014, yielding just 88.5 yards per game. The Spartans finished with a No. 5 national ranking and 11-2 record following a 42-41 victory over Baylor in the Cotton Bowl.
- ✓ In 2013, Michigan State finished No. 3 in the country following a Big Ten title and 24-20 victory over No. 5 Stanford in the Rose Bowl. Narduzzi was named the 2013 recipient of the prestigious Broyles Award, annually presented to the country's top assistant coach.
- ✓ Narduzzi was a starting linebacker under his father, the late Bill Narduzzi, as a freshman at Youngstown State in 1985 before transferring to Rhode Island, where he became a three-year starter for the Rams from 1987-89.
- ✓ Bill Narduzzi was head coach at YSU from 1975-85. He led the Penguins to two NCAA Division II playoff appearances, including the national championship game in 1979, and twice was named the Ohio Valley Conference Coach of the Year. One of Bill's first coaching posts was as a freshman line coach at Pitt in 1962.

SERIES NOTES

This is the 17th meeting between Pitt and Georgia Tech in a series that began in 1918...Pitt leads the overall series, 11-5, and has won six of the past seven meetings, including a 52-21 decision in Atlanta last year...the Panthers are 5-1 in games played in Pittsburgh and 6-2 in Atlanta...Pitt and Georgia Tech have twice met in bowl games with the Yellow Jackets winning each time...Georgia Tech defeated the Panthers in the Jan. 2, 1956 Sugar Bowl (7-0)—historic for Pitt's Bobby Grier becoming the first African-American to play in the venerable postseason game—and the Dec. 29, 1956 Gator Bowl (21-14)...the 2022 game marks the 10th Atlantic Coast Conference encounter between the two schools...the Panthers lead the ACC series, 6-3...the Panthers will host the Yellow Jackets for the first time since 2018 as each of the past three games were played in Atlanta...in 2018, the host Panthers won, 24-19, a victory that keyed their run to the Coastal Division title...Georgia Tech's last win in the series occurred in 2017, a 35-17 decision in Bobby Dodd Stadium...the initial three games of the series from 1918-20 were all played in Pittsburgh...led by legendary coach Glenn "Pop" Warner, Pitt won each of those three contests by an aggregate score of 58-9...before the 2013 revival of the series, the two schools had not played since the 1970s...in 1976, Tony Dorsett scored three touchdowns as Pitt routed the host Yellow Jackets, 42-14...under the direction of Coach John Majors, Pitt would go 12-0 in 1976 and claim the national championship, while Dorsett would win the Heisman Trophy.

SERIES GAME-BY-GAME

PITT LEADS SERIES, 11-5

DATE	H/A	PITT	GT
Nov. 23, 1918	H	32	0
Oct. 25, 1919	H	16	6
Oct. 23, 1920	H	10	3
Jan. 2, 1956	*	0	7
Dec. 29, 1956	**	14	21
Sept. 21, 1974	A	27	17
Sept. 18, 1976	A	42	14
Nov. 2, 2013	A	10	21
Oct. 25, 2014	H	28	56
Oct. 17, 2015	A	31	28
Oct. 8, 2016	H	37	34
Sept. 23, 2017	A	17	35
Sept. 15, 2018	H	24	19
Nov. 2, 2019	A	20	10
Dec. 10, 2020	A	34	20
Oct. 2, 2021	A	52	21

Games won by Pitt in **bold**

Neutral site game key:

(*) Sugar Bowl played in New Orleans, La.

(**) Gator Bowl played in Jacksonville, Fla.

THE LAST TIME: PITT 52 GEORGIA TECH 21

Oct. 2, 2021 • Bobby Dodd Stadium • 36,383

Pitt's dynamic offense—led by QB Kenny Pickett—exploded in Atlanta to lead the Panthers (4-1, 1-0) to a 52-21 victory over Georgia Tech... Pickett passed for 389 yards and four TDs, each to different receivers... Jordan Addison hauled in a receiving TD for the fifth straight game... Addison (117 yards) and Taysir Mack (121) went over 100 yards... Pitt's defense intercepted QB Jeff Sims' first two passes, with LB John Petrishen returning the second 33 yards for a touchdown... TE Lucas Krull caught his fifth TD of the season and Israel Abanikanda added two rushing scores... the Panthers led 42-14 at intermission... Pitt scored 40-plus points for the fifth consecutive game, a school record... the Yellow Jackets (2-3, 1-2) were stopped by the Panthers on fourth down three times, including twice deep in Pitt territory... Pickett's 15 TD passes in a three-game span broke a 40-year-old Pitt QB record held by Dan Marino... Pitt won at Bobby Dodd Stadium for the third straight season and improved to 11-5 all-time against Georgia Tech, including four consecutive wins.

PITT	21	21	7	3	52
GEORGIA TECH	7	7	7	0	21

First Quarter

PITT — Abanikanda 9-yard run (Scarton kick) 9:57
 PITT — Petrishen 33-yard interception return (Scarton kick) 9:16
 GT — McCollum 44-yard pass from Sims (Cimaglia kick) 7:14
 PITT — Addison 11-yard pass from Pickett (Scarton kick) 1:06

Second Quarter

PITT — Mack 55-yard pass from Pickett (Scarton kick) 11:17
 GT — Smith 3-yard run (Cimaglia kick) 9:22
 PITT — Abanikanda 6-yard run (Scarton kick) 6:14
 PITT — Krull 16-yard pass from Pickett (Scarton kick) 3:10

Third Quarter

PITT — Carter 2-yard pass from Pickett (Scarton kick) 7:39
 GT — Sanders 4-yard pass from Sims (Cimaglia kick) 2:58

Fourth Quarter

PITT — Scarton 46-yard field goal 10:15

Team Stats	PITT	GT
First Downs	27	21
Rushes-Yards	41-181	31-73
Comp-Att-Int	24-37-0	24-33-2
Passing Yards	399	359
Total Yards	580	432
Punt Returns-Yards	1-2	1-4
Kick Returns-Yards	0-0	3-82
Interceptions-Yards	2-33	0-0
Fumbles-Lost	0-0	0-0
Punts-Average	4-43.0	4-45.5
Penalties-Yards	6-65	5-55
Third Down Conv.	6-13	2-11
Fourth Down Conv.	2-2	1-4
Sacks By-Yards	2-22	1-7
Possession Time	34:40	25:20

Rushing

PITT — Abanikanda 15-60, 2 TD; V. Davis 13-50; Hammond 6-48; Pickett 6-21; Jacques-Louis 1-2.
 GT — Smith 9-43, 1 TD; Sims 10-38; Mason 2-2; Gibbs 10-(-10).

Passing

PITT — Pickett 23-36-0, 389 yards, 4 TD; Patti 1-1-0, 10 yards.
 GT — Sims 24-33-2, 359 yards, 2 TD.

Receiving

PITT — Addison 6-117, 1 TD; Mack 5-121, 1 TD; Krull 2-45, 1 TD; Bartholomew 2-22; V. Davis 2-21; Abanikanda 2-15; Jacques-Louis 1-21; Barden 1-15; Wayne 1-10; Bradley 1-10; Carter 1-2, 1 TD.
 GT — Gibbs 6-125; Carter 6-73; Rutherford 5-62; McCollum 3-49, 1 TD; Sanders 3-48, 1 TD; Mason 1-2.

TEAM NOTES

ACC EXCELLENCE:

- √ Since taking over as Pitt's head coach in 2015, Pat Narduzzi has directed the Panthers to 36 victories in ACC play, the third-highest win total during that span. The Panthers trail only Clemson (54) and Miami (37).
- √ Since 2015, Narduzzi is one of only two coaches with multiple victories over Clemson. He is 2-2 against the Tigers with wins in 2016 (43-42) and 2021 (27-17). The other coach is Alabama's Nick Saban, who is also 2-2 against Clemson during that time frame.
- √ Pitt's 2021 ACC championship is the first outright conference title in program history. Pitt twice shared the Big East championship (2004 and 2010).

ACC RECORDS: 2015-PRESENT

Team	Won	Lost
Clemson	54	5
Miami	37	20
Pitt	36	22
Virginia Tech	34	25
NC State	31	27
Florida State	29	29
North Carolina	29	29
Louisville	28	32
Wake Forest	25	31
Virginia	25	33
Georgia Tech	21	37
Boston College	21	39
Syracuse	19	41
Duke	15	43

ON A ROLL:

- √ Dating back to the 2020 season, Pitt has won 17 of its past 22 games. That span includes a 3-1 mark to close the 2020 season, last year's 11-3 record and a 3-1 mark this year.
- √ It is Pitt's winningest stretch since 2008-09, when Dave Wannstedt's Panthers went 18-4 over a 22-game span.

CHALKING UP WINS:

- √ In 2021, Pitt achieved 11 victories in a season for the first time since 1981.
- √ Only four other teams in Pitt history have won at least 11 games in a season: Coach Johnny Majors' undefeated (12-0) national champions in 1976 and Jackie Sherrill's three consecutive 11-1 teams from 1979-81.

ROAD WARRIORS:

- √ Pitt has won seven consecutive road games dating back to the 2020 season, its longest such winning streak since the Dan Marino-led teams of 1980-82 won 13 consecutive away contests.
- √ It is the second-longest active streak nationally, trailing only Georgia's eight-game road winning streak.
- √ Pitt went 5-0 on the road last season, its first undefeated road record since 1987 (4-0).
- √ Pitt is 1-0 on the road this year, a 34-13 win at Western Michigan (Sept. 17).

BLUE AND GOLD RALLY CAPS:

- √ Since 2002, Pitt has won 38 games with second-half comebacks.
- √ Thirteen of those rallies occurred during Pat Narduzzi's tenure (since 2015).
- √ The Panthers rallied from a 31-24 deficit in the fourth quarter to defeat West Virginia, 38-31, in the 2022 season opener.

PITT SECOND-HALF COMEBACKS (SINCE 2002)

Date	Opponent	Deficit (Qtr.)	Result
9/14/02	@UAB	20-17 (3rd)	W, 26-20
10/26/02	Boston College	16-13 (4th)	W, 19-16 (OT)
11/2/02	@Virginia Tech	21-7 (3rd)	W, 28-21
11/9/02	Temple	19-14 (3rd)	W, 29-22
9/27/03	@Texas A&M	13-9 (3rd)	W, 37-26
11/1/03	@Boston College	13-10 (4th)	W, 24-13
11/8/03	Virginia Tech	28-24 (4th)	W, 31-28
9/25/04	Furman	31-14 (3rd)/38-24 (4th)	W, 41-38 (OT)
10/9/04	@Temple	16-6 (4th)	W, 27-22
11/13/04	@Notre Dame	35-31 (4th)	W, 41-38
11/25/04	West Virginia	10-6 (3rd)/13-9 (4th)	W, 16-13
10/20/07	Cincinnati	17-10 (3rd)	W, 24-17
12/1/07	@West Virginia	7-3 (3rd)	W, 13-9
9/20/08	Iowa	17-14 (4th)	W, 21-20
9/27/08	@Syracuse	24-13 (3rd)	W, 34-24
10/2/08	@USF	21-20 (4th)	W, 26-21
11/1/08	@Notre Dame	17-3 (3rd)/24-17 (4th)	W, 36-33 (4OT)
11/28/08	West Virginia	12-7 (3rd)/15-7 (4th)	W, 19-15
10/2/09	@Louisville	10-7 (3rd)	W, 35-10
10/10/09	Connecticut	21-6 (3rd)	W, 24-21
12/26/09	North Carolina*	17-16 (4th)	W, 19-17
11/9/13	Notre Dame	21-14 (3rd)	W, 28-21
11/23/13	@Syracuse	16-10 (3rd)	W, 17-16
12/26/13	Bowling Green#	20-17 (3rd)	W, 30-27
9/13/14	@FIU	16-14 (3rd)	W, 42-25
10/24/15	@Syracuse	17-13 (4th)	W, 23-20
10/8/16	Georgia Tech	34-27 (4th)	W, 37-34
11/12/16	@Clemson	42-34 (4th)	W, 43-42
10/21/17	@Duke	17-7 (3rd)/17-14 (4th)	W, 24-17
10/6/18	Syracuse	31-27 (3rd)/34-27 (4th)	W, 44-37 (OT)
10/27/18	Duke	28-17 (3rd)/42-35 (4th)	W, 54-45
11/2/18	@Virginia	10-7 (3rd)	W, 23-13
11/17/18	@Wake Forest	10-6 (3rd)	W, 34-13
9/21/19	UCF	31-21 (3rd)/34-28 (4th)	W, 35-34
9/28/19	Delaware	14-10 (4th)	W, 17-14
10/5/19	@Duke	30-26 (4th)	W, 33-30
12/26/19	vs. Eastern Michigan%	30-27 (4th)	W, 34-30
9/1/22	West Virginia	31-24 (4th)	W, 38-31

Entries in **bold** denote Pat Narduzzi-coached teams.

* Meineke Car Care Bowl (Charlotte, N.C.)
 # Little Caesars Pizza Bowl (Detroit, Mich.)
 % Quick Lane Bowl (Detroit, Mich.)

ALL-TIME COACHING WINS:

- √ In his eighth season as Pitt's head coach, Pat Narduzzi has fashioned a 56-38 overall record.
- √ His 56 victories rank tied for third all-time at Pitt with John Michelosen (1955-65).
- √ Narduzzi needs four wins to tie the legendary Glenn "Pop" Warner for second place. Warner compiled 60 wins at Pitt from 1915-23.

PITT FOOTBALL HEAD COACHES: MOST WINS

No.	Name (Years)	Record	Pct.
1.	Jock Sutherland (1924-38)	111-20-12	.818
2.	Glenn "Pop" Warner (1915-23)	60-12-4	.816
3.	Pat Narduzzi (2015-present) John Michelosen (1955-65)	56-38 56-49-7	.596 .531

TOP 25 VICTORIES:

- √ Under Pat Narduzzi, Pitt has defeated at least one Top 25 team in six consecutive seasons (2016-21).
- √ The Panthers defeated two ranked opponents last season: a 45-21 win over No. 18 Wake Forest in the 2021 ACC Championship Game and a 27-17 win over Clemson, which was ranked No. 24 in the USA TODAY AFCA Coaches Poll.

PITT WINS OVER TOP 25 TEAMS: 2016-21

Date	Opponent (AP/Coaches Rank)	Result
11/12/16	@Clemson (3/2)	W, 43-42
11/24/17	Miami (2/2)	W, 24-14
11/2/18	@Virginia (23/22)	W, 23-13
9/21/19	UCF (15/16)	W, 35-34
9/26/20	Louisville (24/RV)	W, 23-20
10/23/21	Clemson (RV/24)	W, 27-17
12/4/21	vs. Wake Forest* (18/18)	W, 45-21

* Subway ACC Championship Game (Charlotte, N.C.)

YOUR 2022 PITT CAPTAINS:

- √ Pitt head football coach Pat Narduzzi named four senior team captains for the 2022 season: defensive end Deslin Alexandre, linebacker SirVocea Dennis, quarterback Kedon Slovis and offensive tackle Carter Warren.
- √ The four players were selected by a vote of their teammates.
- √ Alexandre was selected a Pitt captain for the second consecutive season.
- √ Slovis owns the distinction of being named a team captain at two different schools. He was also elected a captain while at Southern California.

PITT'S "SUPER SENIORS":

- √ Pitt's 2022 roster has eight players designated as "super seniors."
- √ Due to the COVID-19 pandemic, the NCAA did not count the 2020 season against a student-athlete's eligibility clock, allowing these eight players to suit up for Pitt with an additional year of eligibility.
- √ Super seniors are listed as "SR+" on Pitt's roster.
- √ The group includes three graduate transfers in quarterback Derek Kyler (Dartmouth), guard Marcus Minor (Maryland) and linebacker Tylar Wiltz (Missouri State).
- √ The 2022 season is Minor's second at Pitt. He was an offensive line starter in 13 games last year.

GRADUATION CAP AND GOWN:

- √ Twenty-two players on this year's Pitt football team have earned their bachelor's degrees.

2022 PITT PLAYERS WITH UNDERGRADUATE DEGREES

Player	Pos.	Bachelor's Degree
Deslin Alexandre	DL	Communication
Habakkuk Baldonado	DL	Economics
Myles Canton	LB	Administration of Justice
Dylan Deveney*	TE	Business Administration
Owen Drexel	OL	Political Science
C'Bo Flemister*	RB	Anthropology
David Green	DL	Sociology
Erick Hallett II	DB	Philosophy and Political Science
Gabe Houy	OL	Administration of Justice
Jake Kradel	OL	Finance
Derek Kyler*	QB	Government
Chris Maloney	DL	Health and Physical Activity
Marcus Minor*	OL	Communications
John Morgan III	DL	Communication
Nick Patti	QB	Finance and Marketing
Dakota Peters	OL	Marketing
Shayne Simon*	LB	Finance
Kedon Slovis*	QB	Communication
Judson Tallandier II	DB	Communication
Carter Warren	OL	Administration of Justice
Tylar Wiltz*	LB	Biology
Blake Zubovic	OL	Accounting

NOTE: An asterisk denotes degree earned at another institution. Seven graduate transfers are listed: Dylan Deveney (Georgia Tech), C'Bo Flemister (Notre Dame), Derek Kyler (Dartmouth), Marcus Minor (Maryland), Shayne Simon (Notre Dame), Kedon Slovis (Southern California) and Tylar Wiltz (Missouri State).

PITT "SUPER SENIORS"

Name (Pitt Letters Earned)	Pos.
Deslin Alexandre****	DL
Myles Canton	LB
Owen Drexel**	OL
Gabe Houy****	OL
Derek Kyler	QB
Marcus Minor*	OL
Carter Warren***	OL
Tylar Wiltz	LB

133 YEARS OF PITT FOOTBALL:

- √ The 2022 campaign marks the 133rd football season at the University of Pittsburgh.
- √ The Panthers, who played their inaugural season in 1890, have a 752-548-42 all-time record (.576).
- √ The program's rich legacy includes 97 first team All-Americans, 54 consensus All-Americans, 24 College Football Hall of Famers, nine Pro Football Hall of Famers and nine national titles.

HISTORIC ATTENDANCE:

- ✓ Pitt's pulsating 38-31 season-opening win over West Virginia (Sept. 1) drew 70,622 fans to Acrisure Stadium, a new Pittsburgh sports record. The prior mark was 69,983, set on Sept. 10, 2016, when Pitt hosted Penn State.

OFFENSIVE NOTES

SLOVIS SUPERLATIVES:

- ✓ In three starting assignments this season, Kedon Slovis has thrown for 692 yards on 50-of-75 passing (67%). He has two touchdown passes against one interception. Slovis missed the Western Michigan game (Sept. 17) due to injury.
- ✓ In his debut as Pitt's starting quarterback in the Panthers' 38-31 season-opening win over West Virginia (Sept. 1), Slovis threw for 308 yards and a touchdown on 16-of-24 passing (67%). He led a game-tying 92-yard touchdown drive in the fourth quarter, capped by his 24-yard pass to Israel Abanikanda with 3:41 left. Slovis was 5 of 5 for 73 yards on the drive.
- ✓ His passing yards were the most by a Pitt quarterback in a season opener since Matt Lytle had 349 against Villanova on Sept. 5, 1998.
- ✓ It was the most by a Pitt QB in their starting debut since John Turman threw for 316 against Penn State on Sept. 11, 1999.
- ✓ Against Tennessee (Sept. 10), Slovis finished 14 of 24 for 195 yards with one touchdown and one interception in two quarters of play. He did not play in the second half due to injury.
- ✓ After missing the Western Michigan contest, Slovis returned as the Panthers' starter in a 45-24 win over Rhode Island (Sept. 24), completing 20-of-27 passes (74%) for 189 yards.
- ✓ Slovis has 12 career games with at least 300 passing yards (11 at Southern California).
- ✓ Slovis enrolled at Pitt in January as a transfer from USC. In his three seasons at USC (2019-21), he played in 27 games, making 26 starts. He completed 68% of his passes (652 of 953) for 7,576 yards with 58 touchdowns and 24 interceptions.

IMPRESSIVE DEBUT:

- ✓ With Kedon Slovis and Nick Patti both out for health reasons, redshirt freshman quarterback Nate Yarnell made his collegiate debut in a starting assignment at Western Michigan (Sept. 17).
- ✓ Yarnell helped direct the Panthers to a 34-13 road win, throwing for 179 yards and a touchdown on 9-of-12 passing (75%).
- ✓ Prior to Western Michigan, Yarnell had not played in a game since his junior year (2019) at Lake Travis High School in Texas.
- ✓ He missed his entire senior season (2020) due to injury. Yarnell enrolled at Pitt in January 2021 and did not play in any contests last year.

THROWING FOR 300:

- ✓ During Pat Narduzzi's tenure, Pitt quarterbacks have thrown for 300 yards on 19 occasions. The most recent occurrence was Kedon Slovis' 308-yard effort against West Virginia (Sept. 1).
- ✓ The graduated Kenny Pickett (2017-21), now of the Pittsburgh Steelers, had 16 career games with more than 300 passing yards, the most in Pitt history. He had a Pitt single-season record eight in 2021.

300-YARD PASSING PERFORMANCES UNDER PAT NARDUZZI

No.	Date	Name	Opponent	C-A-I	Yards	TD
1.	10/30/21	Kenny Pickett	Miami	39-55-2	519	3
2.	11/6/21	Kenny Pickett	@Duke	28-43-0	416	3
3.	10/3/20	Kenny Pickett	NC State	22-39-0	411	1
4.	9/30/17	Max Browne	Rice	28-32-0	410	4
5.	11/21/20	Kenny Pickett	Virginia Tech	35-52-1	404	2
6.	9/25/21	Kenny Pickett	New Hampshire	24-28-0	403	5
7.	10/2/21	Kenny Pickett	@Georgia Tech	23-36-0	389	4
8.	9/18/21	Kenny Pickett	Western Michigan	23-31-1	382	6
9.	9/14/19	Kenny Pickett	@Penn State	35-51-0	372	0
10.	12/26/19	Kenny Pickett	vs. Eastern Michigan*	27-39-0	361	3
11.	11/14/19	Kenny Pickett	North Carolina	25-41-0	359	1
12.	11/11/21	Kenny Pickett	North Carolina	25-43-1	346	3
13.	11/20/21	Kenny Pickett	Virginia	26-41-2	340	4
14.	11/30/19	Kenny Pickett	Boston College	30-40-1	323	0
15.	9/7/19	Kenny Pickett	Ohio	26-37-0	321	1
16.	11/17/18	Kenny Pickett	@Wake Forest	23-30-0	316	3
17.	11/12/16	Nathan Peterman	@Clemson	22-37-0	308	5
	9/1/22	Kedon Slovis	West Virginia	16-24-0	308	1
19.	10/23/21	Kenny Pickett	Clemson	25-39-0	302	2

Names in **bold** denote current players.

*Quick Lane Bowl (Detroit, Mich.)

IZZY IN A TIZZY :

- ✓ Israel Abanikanda is off to all-star caliber start, ranking among the most productive backs in the country. Through four games, Abanikanda has rushed for 479 yards and six touchdowns on 83 carries (5.8 avg.).
- ✓ Abanikanda boasts top-10 national rankings in all-purpose yards (second, 180.25 avg.), rushing yards (sixth, 479 total), rushing yards per game (sixth, 119.8 avg.), total touchdowns (fifth, seven total), rushing TDs (seventh, six total), scoring per game (10th, 10.5 avg.) and total points (10th, 42 points).
- ✓ He leads the ACC in all-purpose yards, rushing yards, rushing yards per game and total touchdowns.
- ✓ Abanikanda has rushed for more than 100 yards in each of the past three games. He is the first Pitt player to accomplish that feat since Darrin Hall in 2017. (The last Pitt player with four consecutive 100-yard games was James Conner in 2014.)
- ✓ In Pitt's 45-24 win over Rhode Island (Sept. 24), Abanikanda rushed for a career-high 177 yards and four touchdowns on 19 carries (9.3 avg.).
- ✓ Abanikanda became the first Pitt player to rush for four TDs since Darrin Hall had four vs. North Carolina, on Nov. 9, 2017.
- ✓ In Pitt's 34-13 win at Western Michigan (Sept. 17), Abanikanda netted 133 yards with a TD on a career-high 31 carries (4.3 avg.). He was given an extra work load as Pitt had a first-time starter at quarterback in redshirt freshman Nate Yarnell.
- ✓ In the Panthers' 34-27 overtime loss to Tennessee (Sept. 10), Abanikanda rambled for 154 yards with a touchdown on 25 carries (6.2 avg.).
- ✓ Abanikanda gave Pitt a 10-0 first-quarter lead over the Volunteers with a 76-yard touchdown run. It marked the Panthers' longest rush since Nov. 10, 2018, when Qadree Ollison had a school-record 97-yard run (TD) against Virginia Tech.
- ✓ Last season, Abanikanda led the Panthers in rushing yards (651) and rushing TDs (seven) on 123 carries (5.3 avg.).

PITT GAME NOTES AND ANECDOTES



100-YARD RUSHING GAMES:

- ✓ Under Pat Narduzzi, Pitt has produced 35 100-yard rushing performances. Pitt is 23-8 under Narduzzi when it has at least one 100-yard rusher in a game.
- ✓ Israel Abanikanda is Pitt's active leader with four 100-yard rushing games. He has a streak of three consecutive 100-yard outings heading into the Oct. 1 Georgia Tech game.

100-YARD RUSHERS UNDER PAT NARDUZZI

Date	Player	Opponent	Att.-Yds.-TD
9/5/15	Qadree Ollison	Youngstown State	16-207-1
10/3/15	Qadree Ollison	@Virginia Tech	19-122-1
10/24/15	Qadree Ollison	@Syracuse	23-103-2
11/14/15	Qadree Ollison	@Duke	26-111-1
11/21/15	Qadree Ollison	Louisville	28-152-1
11/27/15	Darrin Hall	Miami	12-103-1
9/10/16	James Conner	Penn State	22-117-1
9/17/16	James Conner	@Oklahoma State	24-111-1
9/24/16	Quadree Henderson	@North Carolina	9-107-0
10/27/16	James Conner	Virginia Tech	19-141-3
11/12/16	James Conner	@Clemson	20-132-1
11/19/16	James Conner	Duke	14-101-2
11/26/16	James Conner	Syracuse	19-115-2
11/26/16	Quadree Henderson	Syracuse	5-103-1
10/21/17	Darrin Hall	@Duke	24-254-3
10/28/17	Darrin Hall	Virginia	25-111-1
11/9/17	Darrin Hall	North Carolina	23-121-4
9/8/18	Qadree Ollison	Penn State	21-119-1
10/6/18	Qadree Ollison	Syracuse	24-192-1
10/6/18	Darrin Hall	Syracuse	17-107-2
10/27/18	Qadree Ollison	Duke	18-149-1
10/27/18	V'Lique Carter	Duke	7-137-2
11/2/18	Darrin Hall	@Virginia	19-229-3
11/10/18	Qadree Ollison	Virginia Tech	16-235-3
11/10/18	Darrin Hall	Virginia Tech	7-186-1
12/31/18	Darrin Hall	vs. Stanford*	16-123-1
9/28/19	Todd Sibley Jr.	Delaware	22-106-0
10/18/19	A.J. Davis	@Syracuse	16-103-1
12/10/20	Vincent Davis	@Georgia Tech	25-247-1
9/25/21	Rodney Hammond Jr.	New Hampshire	17-100-3
10/16/21	Israel Abanikanda	@Virginia Tech	21-140-0
11/20/21	Vincent Davis	Virginia	12-100-0
9/10/22	Israel Abanikanda	Tennessee	25-154-1
9/17/22	Israel Abanikanda	@Western Michigan	31-133-1
9/24/22	Israel Abanikanda	Rhode Island	19-177-4

Names in **bold** denote current players.
 * Sun Bowl (El Paso, Texas)

RUSH HOUR:

- ✓ Under Pat Narduzzi, Pitt has rushed for at least 200 yards on 30 occasions. Pitt is 24-6 in those contests (2-0 this year).
- ✓ During that span, the Panthers have seven games with at least 300 rushing yards and are 7-0 in those outings. Pitt is 2-0 when reaching the 400-yard rushing milestone under Narduzzi.

PITT 200-YARD RUSHING GAMES UNDER PAT NARDUZZI

Date	Opponent	Att.	Yds.	Avg.	Result
9/5/15	Youngstown State	43	325	7.6	W, 45-37
10/17/15	@Georgia Tech	43	200	4.7	W, 31-28
11/14/15	@Duke	58	268	4.6	W, 31-13
11/21/15	Louisville	45	244	5.4	W, 45-34
9/10/16	Penn State	56	341	6.1	W, 42-39
9/17/16	@Oklahoma State	54	290	5.4	L, 38-45
9/24/16	@North Carolina	55	281	5.1	L, 36-37
10/1/16	Marshall	41	252	6.1	W, 43-27
10/8/16	Georgia Tech	42	215	5.1	W, 37-34
10/15/16	@Virginia	49	209	4.3	W, 45-31
11/19/16	Duke	40	224	5.6	W, 56-14
11/26/16	Syracuse	40	393	9.8	W, 76-61
9/2/17	Youngstown State	53	208	3.9	W, 28-21 (OT)
10/21/17	@Duke	57	336	5.9	W, 24-17
11/9/17	North Carolina	45	267	5.9	L, 31-34
9/1/18	Albany	37	238	6.4	W, 33-7
9/8/18	Penn State	52	245	4.7	L, 6-51
9/22/18	@North Carolina	36	228	6.3	L, 35-38
10/6/18	Syracuse	47	265	5.6	W, 44-37 (OT)
10/27/18	Duke	52	484	9.3	W, 54-45
11/2/18	@Virginia	42	254	6.0	W, 23-13
11/10/18	Virginia Tech	36	492	13.7	W, 52-22
12/31/18	vs. Stanford*	42	208	4.9	L, 13-14
12/10/20	@Georgia Tech	54	317	5.9	W, 34-20
9/4/21	Massachusetts	41	223	5.4	W, 51-7
9/25/21	New Hampshire	49	252	5.1	W, 77-7
10/16/21	@Virginia Tech	44	208	4.7	W, 28-7
11/6/21	@Duke	42	220	5.2	W, 54-29
9/17/22	@W. Michigan	52	238	4.6	W, 34-13
9/24/22	Rhode Island	41	271	6.6	W, 45-24

Entries in **bold** denote 2022 season
 * Sun Bowl (El Paso, Texas)

PITT GAME NOTES AND ANECDOTES



VETERAN OFFENSIVE FRONT:

- ✓ Pitt boasts a combined 168 starts on its offensive line.
- ✓ All five starters and nine total lettermen returned from a 2021 front that helped the Panthers average a school-record 41.4 points and 486.6 yards per game.
- ✓ Offensive tackle Carter Warren leads Pitt's offensive linemen with 39 career starts.

PITT OFFENSIVE LINEMEN WITH STARTING EXPERIENCE

Name (Pos.)	Games	Starts
Marcus Minor* (OG)	43	34
Gabe Houy (OT)	41	27
Carter Warren (OT)	40	39
Jake Kradel (OG)	34	29
Matt Goncalves (OT)	26	12
Owen Drexel (C)	23	15
Blake Zubovic (OG)	24	9
Ryan Jacoby (OG)	7	3

* Minor played in 26 games with 17 starts at Maryland from 2017-20

HIGHLY OFFENSIVE:

- ✓ Pat Narduzzi's tenure has witnessed five of the top seven most prolific offensive performances in school history.
- ✓ In last season's 77-7 win over New Hampshire (Sept. 25, 2021), Pitt compiled a school-record 707 yards. The prior mark was 654 set against Virginia Tech in 2018.
- ✓ Pitt averaged a school-record 486.6 yards per game in 2021 to rank eighth nationally in total offense. The prior school mark for total offense was 452.3 yards set in 1992.

ALL-TIME PITT TOP TOTAL OFFENSE GAMES

No.	Date	Opponent	Rush	Pass	Total	Result
1.	9/25/21	New Hampshire	252	455	707	W, 77-7
2.	11/10/18	Virginia Tech	492	162	654	W, 52-22
3.	9/9/95	Eastern Michigan	315	333	648	W, 66-30
4.	10/25/97	@Rutgers	175	470	645	W, 55-48 (20T)
5.	11/26/16	Syracuse	393	251	644	W, 76-61
6.	11/7/21	@Duke	220	416	636	W, 54-29
7.	10/27/18	Duke	484	150	634	W, 54-45
8.	9/22/12	Gardner-Webb	229	397	626	W, 55-10
9.	10/15/88	Temple	279	336	615	W, 42-7
10.	10/18/75	@Army	530	80	610	W, 52-20

Entries in **bold** denote Pat Narduzzi-coached teams.

CENTURY RECEIVING GAMES:

- ✓ Under Pat Narduzzi, Pitt has produced 31 100-yard receiving games.
- ✓ The Panthers are 17-12 in games in which they have at least one 100-yard receiver during Narduzzi's tenure.

100-YARD RECEIVERS UNDER PAT NARDUZZI

Date	Player	Opponent	Rec.-Yds.-TD
9/12/15	Tyler Boyd	@Iowa	10-131-1
11/21/15	Tyler Boyd	Louisville	10-103-1
10/1/16	Jester Weah	Marshall	7-176-1
11/5/16	Jester Weah	@Miami	3-115-1
11/12/16	Scott Orndoff	@Clemson	9-128-2
9/30/17	Jester Weah	Rice	5-137-1
10/7/17	Rafael Araujo-Lopes	@Syracuse	7-100-0
10/14/17	Jester Weah	NC State	7-106-1
11/18/17	Jester Weah	@Virginia Tech	4-104-0
11/17/18	Taysir Mack	@Wake Forest	3-105-1
9/7/19	Maurice Ffrench	Ohio	10-138-1
9/14/19	Taysir Mack	@Penn State	12-125-0
9/28/19	Taysir Mack	Delaware	5-124-1
11/14/19	Shocky Jacques-Louis	North Carolina	4-104-1
11/30/19	Jared Wayne	Boston College	6-100-0
12/26/19	Maurice Ffrench	vs. Eastern Michigan*	12-165-1
10/3/20	DJ Turner	NC State	8-186-0
10/17/20	Jordan Addison	@Miami	8-147-0
11/7/20	Jordan Addison	@Florida State	11-127-0
11/21/20	DJ Turner	Virginia Tech	15-184-1
9/11/21	Taysir Mack	@Tennessee	4-100-0
9/18/21	Jordan Addison	Western Michigan	6-124-3
9/18/21	Jared Wayne	Western Michigan	5-100-0
9/25/21	Jordan Addison	New Hampshire	6-179-3
10/2/21	Taysir Mack	@Georgia Tech	5-121-1
10/2/21	Jordan Addison	@Georgia Tech	6-117-1
10/30/21	Jordan Addison	Miami	8-145-0
11/6/21	Jordan Addison	@Duke	7-171-1
11/20/21	Jordan Addison	Virginia	14-202-4
12/4/21	Jordan Addison	vs. Wake Forest**	8-126-0
12/30/21	Jordan Addison	vs. Michigan State#	7-114-0

Names in **bold** denote current players.

* Quick Lane Bowl (Detroit, Mich.)

** Subway ACC Championship Game (Charlotte, N.C.)

Chick-fil-A Peach Bowl (Atlanta, Ga.)

TD PASSES BY NON-QBS:

- ✓ In Pitt's 41-34 victory at Tennessee last season (Sept. 11, 2021), wide receiver Jared Wayne threw a 16-yard touchdown to tight end Lucas Krull. The score gave Pitt a 14-13 lead in the second quarter, erasing a 10-0 deficit.
- ✓ It was the Panthers' first touchdown pass thrown by a non-quarterback since Sept. 21, 2019, when receiver Aaron Mathews threw three yards to quarterback Kenny Pickett for the winning score in a 35-34 victory over UCF. That play has been immortalized as the "Pitt Special."
- ✓ Since 1969, a non-quarterback has thrown a touchdown pass on 17 occasions for the Panthers.
- ✓ Wayne, incidentally, was 2-of-3 passing last season for 36 yards. In addition to the TD, he also had a 20-yard completion to Krull in Pitt's 45-21 victory over Wake Forest in the Subway ACC Championship Game (Dec. 4, 2021).

TD PASSES THROWN BY NON-QUARTERBACKS: 1969-PRESENT

Date	Opponent	Passer (Pos.)	Receiver (Yards)
9/24/77	@Temple	Elliott Walker (RB)	Willie Taylor (14)
10/8/77	@Florida	Jo Jo Heath (RB)	Willie Taylor (34)
10/18/80	West Virginia	Dwight Collins (WR)	Willie Collier (50)
9/27/86	West Virginia	Bill Osborn (WR)	Vernon Kirk (39)
9/2/87	@BYU	Craig Heyward (RB)	Bill Osborn (17)
11/24/90	@Penn State	Darnell Dickerson* (WR)	Olanda Truitt (63)
10/7/99	Syracuse	Kevan Barlow (RB)	Latef Grim (13)
11/24/01	@West Virginia	Marcus Furman (RB)	Kris Wilson (13)
11/1/03	@Boston College	Jawan Walker (RB)	Larry Fitzgerald (35)
9/23/06	The Citadel	Darrell Strong (TE)	LaRod Stephens-Howling (30)
11/25/06	Louisville	Derek Kinder (WR)	Oderick Turner (21)
10/27/07	@Louisville	Darrell Strong (TE)	LeSean McCoy (27)
9/17/11	@Iowa	Ronald Jones (WR)	Cameron Saddler (30)
10/26/11	Connecticut	Ronald Jones (WR)	Devin Street (14)
11/18/17	@Virginia Tech	Ryan Winslow (P)	Nathan Bossory (15)
9/21/19	UCF	Aaron Mathews (WR)	Kenny Pickett (3)
9/11/21	@Tennessee	Jared Wayne (WR)	Lucas Krull (16)

* Dickerson, a QB during the 1987-89 seasons, played receiver in 1990.

DEFENSIVE NOTES

GROUND DEFENSE:

- ✓ After giving up a season-high 190 rushing yards in the West Virginia opener, the Panthers have held each of their last three opponents to less than 100 yards on the ground (68.0 yards per game).
- ✓ In its most recent outing (Sept. 24), Pitt limited Rhode Island to 63 yards on 22 carries (2.9 avg.).
- ✓ The Panthers held Western Michigan (Sept. 17) to 50 yards on 29 carries (1.7 avg.).
- ✓ Pitt also held Tennessee (Sept. 10) to 91 rushing yards on 35 carries (2.6 avg.).
- ✓ Pitt is 30-9 under Pat Narduzzi when it holds an opponent under 100 rushing yards (18-6 against ACC foes).
- ✓ On the season, the Panthers rank 26th nationally and fifth in the ACC in rushing defense, yielding 98.5 yards per contest.

LOWEST PITT OPPONENT RUSHING UNDER PAT NARDUZZI

No.	Date	Opponent	Att. -Yds.	Avg.	Result
1.	11/21/15	Louisville	24-(-1)	(-0.04)	W, 45-34
2.	9/12/20	Austin Peay	22-1	(0.05)	W, 55-0
3.	10/3/15	@Virginia Tech	33-9	0.27	W, 17-13
4.	9/24/16	@North Carolina	22-18	0.82	L, 36-37
5.	11/19/16	Duke	22-25	1.14	W, 56-14
	11/27/21	@Syracuse	30-25	0.83	W, 31-14
7.	11/20/21	Virginia	24-27	1.13	W, 48-38
8.	10/10/20	@Boston College	41-30	0.73	L, 30-31 (OT)
9.	9/7/19	Ohio	29-35	1.21	W, 20-10
10.	9/12/15	@Akron	24-42	1.75	W, 24-7
	9/4/21	Massachusetts	27-42	1.56	W, 51-7
12.	9/28/19	Delaware	31-43	1.39	W, 17-14
13.	11/2/18	@Virginia	26-44	1.69	W, 23-13
14.	11/24/17	Miami	23-45	1.96	W, 24-14
15.	11/12/16	@Clemson	25-50	2.00	W, 43-42
	9/17/22	@W. Michigan	29-50	1.72	W, 34-13
17.	9/19/20	Syracuse	34-51	1.50	W, 21-10
	10/18/19	@Syracuse	34-51	1.50	W, 27-20
19.	9/3/16	Villanova	33-53	1.61	W, 28-7
20.	10/26/19	Miami	27-54	2.00	L, 12-16
21.	9/30/17	Rice	23-55	2.39	W, 42-10
22.	12/30/21	vs. Michigan State*	36-56	1.55	L, 31-21
23.	9/1/18	Albany	28-60	2.14	W, 33-7
24.	10/3/20	NC State	30-62	2.07	L, 29-30
25.	9/24/22	Rhode Island	22-63	2.86	W, 45-24
26.	10/30/21	Miami	29-64	2.21	L, 34-38
27.	10/2/21	@Georgia Tech	31-73	2.35	W, 52-21
28.	9/10/16	Penn State	31-74	2.39	W, 42-39
29.	10/21/17	@Duke	26-76	2.92	W, 24-17
30.	10/13/18	@Notre Dame	38-80	2.11	L, 14-19
31.	12/4/21	vs. Wake Forest**	39-82	2.10	W, 45-21
32.	9/21/19	UCF	34-85	2.50	W, 35-34
33.	11/2/19	@Georgia Tech	29-86	2.97	W, 20-10
	10/15/16	@Virginia	26-86	3.31	W, 45-31
35.	11/11/21	North Carolina	38-88	2.32	W, 30-23 (OT)
36.	10/16/21	@Virginia Tech	28-90	3.21	W, 28-7
37.	9/10/22	Tennessee	35-91	2.60	L, 27-34 (OT)
38.	11/9/17	North Carolina	32-96	3.00	L, 31-34
39.	12/10/20	@Georgia Tech	29-98	3.37	W, 34-20

Entries in **bold** denote 2022 season

*Chick-fil-A Peach Bowl (Atlanta, Ga.)

**Subway ACC Championship Game (Charlotte, N.C.)

PITT GAME NOTES AND ANECDOTES



NATIONAL CALIBER:

- ✓ Pitt ranked among the country's top 12 defenses against the rush in each of the past three seasons (2019-21).
- ✓ The Panthers also boasted the ACC's stingiest defense against the run each season over that span.

PITT RUSH DEFENSE RANKINGS (2019-21)

Year	Rush Yards/Game	NCAA Rank	ACC Rank
2019	108.5	12th	1st
2020	93.5	3rd	1st
2021	89.3	6th	1st

OFFENSIVE DEFENSE:

- ✓ Pitt leads the ACC and ranks fifth nationally in defensive touchdowns with two.
- ✓ Marquis Williams had Pitt's most recent defensive TD on a 22-yard interception return at Western Michigan (Sept. 17). The other was M.J. Devonshire's game-winning 56-yard pick six against West Virginia (Sept. 1).
- ✓ During the Panthers' 2021 ACC championship campaign, the defense scored five touchdowns (four via interceptions and one fumble return), tying the 1986 school record. Pitt led the ACC and ranked fourth nationally last season in defensive TDs.
- ✓ Since the beginning of the 2021 season, the Panthers lead the FBS with six interception returns for touchdowns (four last year and two in 2022).
- ✓ Pitt has scored 18 defensive touchdowns under Pat Narduzzi since the 2015 season.
- ✓ Under Narduzzi, Pitt is 13-5 when scoring a defensive touchdown.
- ✓ Pitt has scored 42 defensive TDs since the 2000 season.
- ✓ The Panthers are 35-5 when scoring at least one defensive TD in a game since 2000.

PITT DEFENSIVE TOUCHDOWNS UNDER PAT NARDUZZI

Date	Opponent	Player	Score
11/7/15	Notre Dame	Ejuan Price	32-yard fumble return
11/21/15	Louisville	Avonte Maddox	30-yard interception return
12/28/15	vs. Navy*	Jordan Whitehead	22-yard fumble return
9/17/16	@Okla. State	Matt Galambos	2-yard fumble return
10/1/16	Marshall	Avonte Maddox	33-yard interception return
10/15/16	@Virginia	Jordan Whitehead	59-yard interception return
11/26/16	Syracuse	Dane Jackson	20-yard interception return
9/16/17	Okla. State	Jason Pinnock	Fumble recovery in end zone
10/6/18	Syracuse	Dane Jackson	35-yard fumble return
10/5/19	@Duke	Paris Ford	26-yard interception return
11/7/20	@Florida State	Brandon Hill	50-yard interception return
9/25/21	New Hampshire	Damarri Mathis	35-yard interception return
10/2/21	@Georgia Tech	John Petrishen	33-yard interception return
10/23/21	Clemson	SirVocea Dennis	50-yard interception return
12/4/21	vs. Wake Forest**	Erick Hallett II	19-yard interception return
12/30/21	vs. Michigan St.#	Cam Bright	26-yard fumble return
9/1/22	West Virginia	M.J. Devonshire	56-yard interception return
9/17/22	@W. Michigan	Marquis Williams	22-yard interception return

Names in **bold** denote current players.

* Military Bowl (Annapolis, Md.)

** Subway ACC Championship Game (Charlotte, N.C.)

Chick-fil-A Peach Bowl (Atlanta, Ga.)

BRINGING HEAT:

- ✓ Under the direction of Pat Narduzzi (since 2015), Pitt has collected at least five sacks in a game 23 times. Pitt is 22-1 in those contests.
- ✓ Pitt had seven games last season (all victories) with at least five sacks.

PITT GAMES WITH AT LEAST FIVE SACKS 2015-PRESENT

Date	Opponent	Sacks	Yards Lost	Result
9/5/15	Youngstown State	6	38	W, 45-37
10/3/15	@Virginia Tech	7	57	W, 17-13
11/21/15	Louisville	7	58	W, 45-34
9/3/16	Villanova	6	58	W, 28-7
11/19/16	Duke	5	20	W, 56-14
9/1/18	Albany	5	33	W, 33-7
11/2/18	@Virginia	5	46	W, 23-13
9/7/19	Ohio	6	47	W, 20-10
9/21/19	UCF	6	35	W, 35-34
9/28/19	Delaware	6	30	W, 17-14
10/18/19	@Syracuse	9	60	W, 27-20
11/14/19	North Carolina	5	29	W, 34-27 (OT)
9/19/20	Syracuse	7	40	W, 21-10
9/26/20	Louisville	7	28	W, 23-20
10/10/20	@Boston College	6	62	L, 30-31 (OT)
11/7/20	@Florida State	7	50	W, 41-17
9/4/21	Massachusetts	5	34	W, 51-7
9/11/21	@Tennessee	5	34	W, 41-34
11/6/21	@Duke	6	47	W, 54-29
11/11/21	North Carolina	5	30	W, 30-23 (OT)
11/20/21	Virginia	5	31	W, 48-38
11/27/21	@Syracuse	5	39	W, 31-14
12/4/21	vs. Wake Forest*	5	35	W, 45-21

* Subway ACC Championship Game (Charlotte, N.C.)

SACK MASTERS:

- ✓ Pitt has compiled 12 total sacks this season, the third-highest total in the ACC and 19th most nationally. (The Panthers' average of 3.0 sacks per game also ranks third and 19th, respectively.)
- ✓ Linebacker SirVocea Dennis leads the Panthers with three sacks.
- ✓ Over the past three seasons (2019-21), the Panthers collected 151 sacks, the highest total in the nation over that span.
- ✓ Pitt led the ACC and ranked second nationally with an average of 3.86 sacks per game (54 total) in 2021.
- ✓ The Panthers' 54 sacks in 2021 rank third (tied) in school history.
- ✓ Pitt's heralded 1980 squad—which featured legendary defensive ends Hugh Green and Rickey Jackson—set a school record with an amazing 74 sacks in 12 games. Green (17) and Jackson (12) combined for 29 sacks themselves.
- ✓ Under Pat Narduzzi, Pitt has achieved three of the top-10 highest single-season sack totals in school history.

PITT MOST TEAM SACKS IN A SEASON

No.	Year	Games	Sacks	Sacks/Game
1.	1980	12	74	6.17
2.	1981	12	54.5	4.54
3.	2021	14	54	3.86
	1987	12	54	4.50
5.	1985	11	52	4.73
	1982	12	52	4.33
7.	2019	13	51	3.92
8.	1986	11	50	4.55
9.	2009	13	47	3.62
10.	2020	11	46	4.18
	1983	12	46	3.83
	1977	12	46	3.83

Entries in **bold** denote Pat Narduzzi-coached teams.

STICKY FINGERS:

- ✓ Safety Erick Hallett II is responsible for four turnovers this year (two interceptions and two fumble recoveries). He is the only FBS player with two INTs and two fumble recoveries to date.
- ✓ Hallett is tied for the national lead with two fumble recoveries and ranks ninth nationally in interceptions (two total). He tops the ACC in both categories.
- ✓ Hallett played a crucial role in Pitt's 34-13 win at Western Michigan (Sept. 17) with two second-half interceptions.
- ✓ Hallett's second interception was in the end zone and turned back a Broncos drive that had reached the Pitt 7.
- ✓ The Panthers parlayed his end zone theft into an 80-yard touch-down drive and 20-6 lead late in the third quarter.
- ✓ It was the second two-INT game of Hallett's career (Wake Forest, 2021 ACC Championship Game).
- ✓ In the Sept. 1 season-opening 38-31 victory over West Virginia, Hallett recovered a fumble (forced by cornerback Marquis Williams) that Pitt parlayed into a 35-yard TD drive and 10-7 lead in the second quarter.
- ✓ He also recovered a fumble (forced by linebacker Tylar Wiltz) in the third quarter against Tennessee (Sept. 10).

AIR THEFTS:

- ✓ Pitt ranks sixth in the ACC and 39th nationally with four interceptions this season.
- ✓ Safety Erick Hallett II leads Pitt with two interceptions, while cornerbacks M.J. Devonshire and Marquis Williams have one each.
- ✓ Pitt grounded opposing passing games last season to the tune of an ACC-high 16 interceptions, the eighth most nationally.
- ✓ The Panthers' 16 interceptions marked their most in a season since the 2008 team also had 16.
- ✓ The team record for single-season interceptions is 28 set in 1976, the year Pitt went 12-0 and won the national championship under Coach John Majors.

HOT TURNOVERS:

- ✓ The Panthers have compiled four interceptions and three fumble recoveries through four games.
- ✓ Pitt ranks 36th nationally and seventh in the ACC with seven turnovers gained.
- ✓ During its 2021 ACC championship campaign, Pitt collected 23 turnovers (16 interceptions and seven fumbles) to rank 21st nationally and second in the ACC.

TOP TOTAL "D" PERFORMANCES:

- ✓ During Pat Narduzzi's tenure, Pitt has held an opponent under 250 yards 18 times.
- ✓ Pitt is 16-2 in those contests (8-1 vs. ACC), having most recently accomplished the feat in its 34-13 win at Western Michigan (Sept. 17).
- ✓ The Broncos mustered just 180 total yards (130 passing and a mere 50 rushing).

PITT TOP TOTAL DEFENSE GAMES UNDER PAT NARDUZZI

No.	Date	Opponent	Rush	Pass	Total	Result
1.	10/3/15	@Virginia Tech	9	91	100	W, 17-13
2.	9/12/15	@Akron	42	63	105	W, 24-7
3.	9/12/20	Austin Peay	1	136	137	W, 55-0
4.	9/25/21	New Hampshire	100	60	160	W, 77-7
5.	9/28/19	Delaware	43	127	170	W, 17-14
6.	9/19/20	Syracuse	51	120	171	W, 21-10
7.	9/3/16	Villanova	53	119	172	W, 28-7
8.	9/17/22	@W. Michigan	50	130	180	W, 34-13
9.	11/2/19	@Georgia Tech	86	108	194	W, 20-10
10.	10/26/19	Miami	54	154	208	L, 12-16
	12/31/18	vs. Stanford*	103	105	208	L, 13-14
12.	9/4/21	Massachusetts	42	167	209	W, 51-7
13.	9/7/19	Ohio	35	177	212	W, 20-10
14.	9/26/20	Louisville	116	107	223	W, 23-20
15.	10/16/21	@Virginia Tech	90	134	224	W, 28-7
16.	11/24/17	Miami	45	187	232	W, 24-14
17.	11/27/21	@Syracuse	25	217	242	W, 31-14
18.	11/2/18	@Virginia	44	205	249	W, 23-13

Entries in **bold** denote 2022 season

* Sun Bowl (El Paso, Texas)

SPECIAL TEAMS NOTES

BETTER CALL SAULS:

- √ Through four contests, placekicker Ben Sauls ranks second for Pitt in scoring with 36 points.
- √ Sauls has converted 6-of-9 field goals (67%) and each of his 18 extra-point tries on the year.
- √ Sauls tallied a career-high 10 points in the Panthers' 34-13 win at Western Michigan, converting 2-of-3 field goals and each of his four extra-point kicks.
- √ He also converted a career-long 48-yard field goal in the Western Michigan win.
- √ In Pitt's season-opening 38-31 victory over West Virginia (Sept. 1), he was perfect on six placements, converting each of his five PATs and his lone field goal attempt.
- √ As Pitt's kickoff specialist this season, he has 17 touchbacks on 27 kickoffs (63%).

LEGENDARY COMPANY:

- √ M.J. Devonshire opened the scoring against Rhode Island (Sept. 24) with an 82-yard punt return touchdown. It was Pitt's first punt return TD (non-block) since Rafael Araujo-Lopes' 86-yarder at UCF on Sept. 29, 2018.
- √ Devonshire now has two return touchdowns this season. He had a game-winning 56-yard pick six in the Panthers' 38-31 victory over West Virginia (Sept. 1).
- √ Devonshire is the first Pitt player to score touchdowns via both a punt and INT return in the same season since Darrelle Revis in 2006. Revis had two interception return touchdowns (Virginia and Cincinnati) and one punt return TD (West Virginia) in 2006.

RETURN GAME TOUCHDOWNS:

- √ Since the 2000 season, Pitt has 28 kick returns for touchdowns (14 on kickoffs and 14 on punts). Sixteen of those TDs have occurred during Pat Narduzzi's tenure.

PITT KICKOFF RETURN TDs SINCE 2000

Date	Opponent	Player	Yards
9/23/00	Rutgers	Torrie Cox	86
9/18/04	Nebraska	Marcus Furman	96
9/9/05	@Ohio	LaRod Stephens-Howling	95
11/3/05	@Louisville	Terrell Allen	97
10/13/06	@UCF	Lowell Robinson	97
10/15/11	Utah	Buddy Jackson	98
9/5/15	YSU	Avonte Maddox	89
12/28/15	vs. Navy*	Quadree Henderson	100
9/3/16	Villanova	Quadree Henderson	96
10/15/16	@Virginia	Quadree Henderson	93
11/5/16	@Miami	Quadree Henderson	100
9/1/18	Albany	Maurice Ffrench	91
10/13/18	@Notre Dame	Maurice Ffrench	99
11/20/21	Virginia	Israel Abanikanda	98

* Military Bowl (Annapolis, Md.)

PITT PUNT RETURN TDs SINCE 2000

Date	Opponent	Player	Yards
12/26/02	Oregon State*	Shawn Robinson	66
10/8/05	Cincinnati	Darrelle Revis	79
11/16/06	West Virginia	Darrelle Revis	73
10/15/11	Utah+	Antwan Reed	10 (BLK)
10/13/12	Louisville\$	Todd Thomas	41 (BLK)
12/26/13	Bowling Green#	Tyler Boyd	54
9/19/15	@Iowa%	Pat Amara Jr.	28 (BLK)
11/19/16	Duke	Quadree Henderson	65
9/23/17	@Georgia Tech	Quadree Henderson	80
10/28/17	Virginia	Quadree Henderson	75
9/29/18	@UCF	Rafael Araujo-Lopes	86
9/21/19	UCF^	Wendell Davis	18 (BLK)
9/12/20	Austin Peay**	Todd Sibley Jr.	11 (BLK)
9/24/22	Rhode Island	M.J. Devonshire	82

Names in **bold** denote current players.

* Insight Bowl (Phoenix, Ariz.)

+ Antwan Reed returned blocked punt by Andrew Taglianetti for TD

\$ Todd Thomas recovered his own blocked punt in end zone

Little Caesars Pizza Bowl (Detroit, Mich.)

% Pat Amara Jr. returned blocked punt by Ryan Lewis for TD

^ Wendell Davis returned blocked punt by Aaron Mathews for TD

** Todd Sibley Jr. returned his own blocked punt for TD

AUSSIE PUNTER CONNECTION:

- √ Pitt's starting punter is freshman Sam Vander Haar, a native of Melbourne, Australia. Vander Haar is averaging 39.4 yards on 10 punts this season.
- √ Vander Haar's predecessor was another Australian import, Kirk Christodoulou, who started for Pitt from 2018-21.
- √ Both players worked with the renowned Prokick Australia program that has produced many successful collegiate and NFL punters.
- √ Prokick Australia's punting products include the San Francisco 49ers' Mitch Wishnowsky, Seattle Seahawks' Michael Dickson and Houston Texans' Cameron Johnston.

BLOCK PARTY:

- √ Since the 2000 season, Pitt has blocked 61 kicks overall. That total includes 16 blocks under Pat Narduzzi (since 2015).
- √ Two active Pitt players have blocks to their credit: safety Phillip O'Brien Jr., who blocked a Tennessee punt on Sept. 10, and line-backer SirVocea Dennis, who blocked a Georgia Tech field goal last season (Oct. 2, 2021).
- √ Pitt ranks 22nd nationally and fourth in the ACC with one blocked kick this season. In terms of blocked punts, the Panthers are 13th in the country and second in the ACC.

PITT GAME NOTES AND ANECDOTES



PITT'S BLOCKED KICKS SINCE 2000

Date	Opponent	Player	Type
9/2/00	Kent State	Ryan Smith	Field Goal
9/23/00	Rutgers	Mark Ponko	Punt
11/24/00	West Virginia	Mark Ponko	Field Goal
9/27/01	Miami (Fla.)	Torrie Cox	Punt
10/27/01	@Temple	Jay Junko	Punt
8/31/02	Ohio	Lewis Moore	Field Goal
10/26/02	Boston College	Brian Guzek	Field Goal
11/9/02	Temple	Shawntae Spencer	Punt
11/21/02	@Miami (Fla.)	Shawntae Spencer	Punt
9/6/03	Kent State	Sam Bryant	Punt
10/18/03	@Rutgers	J.J. Horne	PAT
10/25/03	Syracuse	H.B. Blades	Punt
11/22/03	@Temple	Claude Harriott	Punt
9/11/04	Ohio	Keith Malley	Punt
11/25/04	West Virginia	J.J. Horne	Field Goal
10/8/05	Cincinnati	Adam Gunn	Punt
11/12/05	Connecticut	Darrelle Revis	Field Goal*
11/12/05	Connecticut	Adam Gunn	Punt
11/4/06	@USF	H.B. Blades	Field Goal
11/25/06	Louisville	H.B. Blades	Field Goal
9/8/07	Grambling	Brian Kaiser	Punt
9/15/07	@Michigan State	Tommie Duhart	Field Goal
9/29/07	@Virginia	Joe Clermond	PAT
10/27/07	@Louisville	John Malecki	Field Goal
8/30/08	Bowling Green	Greg Romeus	PAT
9/6/08	Buffalo	Tommie Duhart	Field Goal
9/20/08	Iowa	Andrew Taglianetti	Punt
10/2/08	@USF	Aaron Berry	Field Goal
10/25/08	Rutgers	Greg Romeus	2 PATs
11/1/08	@Notre Dame	Andrew Taglianetti	Punt
11/22/08	@Cincinnati	Greg Williams	Field Goal
11/22/08	@Cincinnati	Andrew Taglianetti	Punt
12/6/08	@Connecticut	Mike Toerper	Punt
9/26/09	@NC State	Chas Alecxih	Field Goal
11/14/09	Notre Dame	Greg Romeus	PAT
12/05/09	Cincinnati	Nate Nix	Punt
9/2/10	@Utah	Antwuan Reed	Punt
11/20/10	@USF	Andrew Taglianetti	Punt
1/8/11	vs. Kentucky	Andrew Taglianetti	Punt%
10/15/11	Utah	Andrew Taglianetti	Punt#
10/13/12	Louisville	Todd Thomas	Punt\$
11/23/13	@Syracuse	Aaron Donald	PAT
10/4/14	@Virginia	Dontez Ford	Punt
1/2/15	vs. Houston	Team	PAT!
9/19/15	@Iowa	Ryan Lewis	Punt+
10/10/15	Virginia	Ejuan Price	PAT
10/17/15	@Georgia Tech	Shakir Soto	Field Goal

10/29/15	North Carolina	Quintin Wirginis	Punt
12/28/15	vs. Navy	Avonte Maddox	PAT**
9/17/16	@Oklahoma State	George Aston	Punt
11/26/16	Syracuse	Ejuan Price	PAT
12/28/16	vs. Northwestern	Chawntez Moss	Punt***
9/2/17	Youngstown State	James Folston Jr.	Punt
10/21/17	@Duke	Alex Bookser	Field Goal
9/21/19	UCF	Aaron Mathews	Punt^
9/28/19	Delaware	Wendell Davis	Punt
9/12/20	Austin Peay	Todd Sibley Jr.	Punt^^
11/28/20	@Clemson	John Petrishen	Punt
10/2/21	@Georgia Tech	SirVocea Dennis	Field Goal
9/10/22	Tennessee	Phillip O'Brien Jr.	Punt

Names in **bold** denote current players.

* returned 71 yards for a TD by Bernard "Josh" Lay

% BBVA Compass Bowl (Birmingham, Ala.)

returned 10 yards for a TD by Antwuan Reed

\$ recovered in end zone for a TD by Todd Thomas

! Lockheed Martin Armed Forces Bowl (Fort Worth, Texas)

+ returned 28 yards for a TD by Pat Amara Jr.

** Military Bowl (Annapolis, Md.)

*** Pinstripe Bowl (Bronx, N.Y.)

^ returned 18 yards for a TD by Wendell Davis

^^ returned 11 yards for a TD by Todd Sibley Jr.

ALL-TIME LONGEST PITT FIELD GOALS

No.	Date	Name	Opponent	Distance
1.	10/10/20	Alex Kessman	@Boston College	58
2.	10/7/17	Alex Kessman	@Syracuse	56
	10/17/15	Chris Blewitt	@Georgia Tech	56
4.	10/6/18	Alex Kessman	Syracuse	55
	9/23/17	Alex Kessman	@Georgia Tech	55
6.	10/26/19	Alex Kessman	Miami	54
	10/27/18	Alex Kessman	Duke	54
	10/6/18	Alex Kessman	Syracuse	54
	9/3/94	David Merrick	Texas	54
10.	11/21/20	Alex Kessman	Virginia Tech	53
	11/2/18	Alex Kessman	@Virginia	53
12.	11/21/20	Alex Kessman	Virginia Tech	52
	1/2/15	Chris Blewitt	vs. Houston	52*
	11/5/11	Kevin Harper	Cincinnati	52
	9/29/84	Mark Brasco	West Virginia	52
	11/16/74	Carson Long	@Notre Dame	52
	11/11/61	Fred Cox	Notre Dame	52
18.	11/7/20	Alex Kessman	@Florida State	51
	12/26/19	Alex Kessman	vs. Eastern Michigan	51**
	11/14/15	Chris Blewitt	@Duke	51
	11/11/78	David Trout	West Virginia	51
22.	9/24/16	Chris Blewitt	@North Carolina	50
	9/25/76	Carson Long	Temple	50
	11/24/73	Carson Long	@Penn State	50

* Lockheed Martin Armed Forces Bowl (Fort Worth, Texas)

** Quick Lane Bowl (Detroit, Mich.)

ISRAEL ABANIKANDA—RUNNING BACK

ACC Running Back of the Week (Tennessee)
Paul Hornung Award Honor Roll (Western Michigan)
Athlon Sports All-ACC (third team)
Lindy's All-ACC (third team)
Phil Steele All-ACC (second team)
Paul Hornung Award Watch List

DESLIN ALEXANDRE—DEFENSIVE END

Allstate AFCA Good Works Team
Lindy's All-ACC (third team)
Phil Steele All-ACC (fourth team)
Wuerffel Trophy Watch List
Shrine Bowl 1000

HABAKKUK BALDONADO—DEFENSIVE END

Pro Football Focus Honorable Mention All-American
Preseason All-ACC (media panel)
Athlon Sports All-ACC (second team)
Lindy's All-ACC (second team)
Phil Steele All-ACC (first team)
Chuck Bednarik Award Watch List
Senior Bowl Watch List
Shrine Bowl 1000

GAVIN BARTHOLOMEW—TIGHT END

John Mackey Award Tight End of the Week (Tennessee)
Athlon Sports All-ACC (third team)
Lindy's All-ACC (third team)
John Mackey Award Watch List

SIRVOCEA DENNIS—LINEBACKER

Athlon Sports All-ACC (second team)
Lindy's All-ACC (third team)
Phil Steele All-ACC (first team)
Rotary Lombardi Award Watch List
Senior Bowl Watch List
Shrine Bowl 1000

M.J. DEVONSHIRE—CORNERBACK

Paycom Jim Thorpe Award Player of the Week (West Virginia)
ACC Defensive Back of the Week (West Virginia)

OWEN DREXEL—CENTER

Athlon Sports All-ACC (third team)
Lindy's All-ACC (third team)

ERICK HALLETT II—SAFETY

Pro Football Focus National Team of the Week (Western Michigan)
Athlon Sports All-ACC (fourth team)
Lindy's All-ACC (third team)
Phil Steele All-American (fourth team)
Shrine Bowl 1000

BRANDON HILL—SAFETY

Phil Steele All-American (third team)
Athlon Sports All-ACC (second team)
Lindy's All-ACC (second team)
Phil Steele All-ACC (first team)
Paycom Jim Thorpe Award Watch List

GABE HOUY—OFFENSIVE TACKLE

Athlon Sports All-ACC (fourth team)
Shrine Bowl 1000

CALIJAH KANCEY—DEFENSIVE TACKLE

Action Network All-American (second team)
Athlon All-American (first team)
Associated Press All-American (second team)
Lindy's All-American (second team)
Lindy's Nation's No. 3 Defensive Tackle
Phil Steele All-American (second team)
Pick Six Previews All-American (second team)
Pro Football Focus All-American (second team)
The Athletic All-American (second team)
Preseason All-ACC (media panel)
Athlon Sports All-ACC (first team)
Lindy's All-ACC (first team)
Phil Steele All-ACC (first team)
Bronko Nagurski Trophy Watch List
Chuck Bednarik Award Watch List
Lott IMPACT Trophy Watch List
Outland Trophy Watch List
Rotary Lombardi Award Watch List
Walter Camp Player of the Year Watch List

JAKE KRADEL—OFFENSIVE GUARD

Shrine Bowl 1000

MARCUS MINOR—OFFENSIVE GUARD

Athlon Sports All-ACC (third team)
Lindy's All-ACC (third team)
Phil Steele All-ACC (second team)
Senior Bowl Watch List

JOHN MORGAN III—DEFENSIVE END

DC Touchdown Club Washington Metro Honor Roll (West Virginia)

KONATA MUMPFIELD—WIDE RECEIVER

Athlon Sports All-ACC (fourth team)
Phil Steele All-ACC (third team)

SAM SCARTON—PLACEKICKER

Athlon Sports All-ACC (third team)
Lindy's All-ACC (second team)

KEDON SLOVIS—QUARTERBACK

Lindy's Nation's No. 21 Quarterback
Johnny Unitas Golden Arm Award Watch List
Senior Bowl Watch List
Shrine Bowl 1000

CARTER WARREN—OFFENSIVE TACKLE

Phil Steele All-American (third team)
Athlon Sports All-ACC (second team)
Lindy's All-ACC (second team)
Phil Steele All-ACC (first team)
Outland Trophy Watch List
Senior Bowl Watch List
Shrine Bowl 1000

JARED WAYNE—WIDE RECEIVER

Athlon Sports All-ACC (third team)

TYLAR WILTZ—LINEBACKER

Shrine Bowl 1000

NATE YARNELL—QUARTERBACK

ACC Rookie of the Week (Western Michigan)


PAT NARDUZZI—HEAD COACH

Bobby Dodd Coach of the Year Watch List

KEY CONTRIBUTORS: OFFENSE




— QUARTERBACKS —

9  **QB**

- USC grad transfer; 2 seasons of eligibility
- 2022: 50-for-75, 692 yards, 2 TD, 1 INT
- 27 games, 26 starts for Trojans (2019-21)
- At USC: Completed 68% of his passes for 7,576 yards with 58 TD and 24 INT
- 2020 First Team All-Pac-12
- 12 career 300-yard passing games with 5 400-yard games and 1 500-yard game
- Voted a Pitt captain by his teammates


Kedon Slovis
SR • 6-3 • 215

12  **QB**

- 18 career games with 2 starts for Pitt
- 79 pass yards, 1 TD in relief vs. Tenn (9/10)
- 2021: 14-of-19 (74%), 161 yards, 2 rush TD
- Broke collarbone diving for TD early in the 2021 Chick-fil-A Peach Bowl after starting
- Career: 8 total TD (4 pass, 4 rush), 1 INT
- Also started for an injured Kenny Pickett against Delaware in 2019; he passed for 271 yards, 2 TD, 1 INT in a 17-14 win


Nick Patti
SR* • 6-3 • 225

— RUNNING BACKS —

2  **RB**


- 24 career games with 10 starts
- 2022: 479 yards on 83 carries, 6 rush TD; also has 4 catches, 59 yards, 24-yd TD
- Three straight 100-yard rushing games
- 2021: 651 yards on 123 carries, 7 TD; also had 24 catches for 197 yards, 1 TD
- 98-yd kick return TD vs. UVA (11/20/21)
- 2019 N.Y. Gatorade Player of the Year
- Standout sprinter from Brooklyn, NY

Israel Abanikanda
JR • 5-11 • 215

6  **RB**

- 13 career games played (all in reserve)
- 2022: 74 yards on 16 carries, 2 TD; also made 2 receptions for 55 yards
- 2021: 504 yards on 102 carries, 7 total TD
- TD catches vs. Wake, at Syracuse in 2021
- 100 yards rushing, 3 TD vs. UNH (9/25/21)
- Became the first Pitt freshman with a 3-TD game since Dion Lewis in 2009


Rodney Hammond Jr.
SO • 5-9 • 200

22  **RB**

- 40 career games with 16 starts
- 2022: 148 yards on 23 carries, 1 TD
- 2021: 593 yards on 142 carries, 4 TD
- 2020: 632 yards on 143 carries, 6 TD
- Career game at Georgia Tech in 2020, rushing for 247 yards, 1 TD on 25 carries
- 16 career TD (15 rushing, 1 receiving)
- Led Cardinal Gibbons to Florida 5A title


Vincent Davis
SR • 5-8 • 180

— WIDE RECEIVERS —

5  **WR**


- 32 career games with 14 starts
- 2022: 13 catches and leads the Panthers in receiving yards (265) with 1 TD
- 2021: 47 catches for 658 yards, 6 TD
- All 2021 TD catches came in ACC games
- 2 career 100-yard games
- Native of Peterborough, Ontario, Canada who attended H.S. in Clearwater, Fla.
- Father, Patrick, played LB in the CFL

Jared Wayne
SR • 6-3 • 210

14  **WR**

- Akron transfer with immediate eligibility
- 2022: 17 receptions for 182 yards, 1 TD
- 2021 Freshman All-American selection
- 2021: Started all 12 games, led the Zips in catches (63), yards (751) and TDs (8)
- Three career 100-yard receiving games
- 11 rec., 122 yds, 2 TD vs. WMU (11/9/21)
- 6 rec., 106 yards, 2 TD vs. BG (10/9/21)

Konata Mumpfield
SO • 6-1 • 180

10  **WR**

- 21 career games with 2 starts
- Speedy deep threat capable of breaking big plays as a receiver or returner
- 2022: 2 catches for 14 yards
- 2021: 9 catches for 174 yards, 2 TD
- TD catches against Miami and WMU
- Also served as a regular return man: 9 PR for 90 yards, 6 KR for 117 yards
- 2020: 7 catches for 140 yards, 1 TD

Jaylon Barden
JR • 5-11 • 175

7  **WR**

- 16 career games (all in reserve)
- 2022: 3 catches, 20 yards
- 2021: 9 catches, 129 yards


Jaden Bradley
SO • 6-3 • 195

15  **WR**

- 2022: 13 catches, 126 yards
- Transfer from Louisiana Tech
- 2021: 22 rec., 430 yards, 2 TD

Bub Means
SO* • 6-2 • 215

— TIGHT END —

86  **TE**

- 2022: 8 catches, 133 yards with 1 TD
- Viral 57-yd TD via hurdle vs. Tenn (9/10)
- Was an impact true freshman for Pitt
- 2021: Played in all 14 games, 8 starts
- Made 28 catches for 326 yards, 4 TD
- Developed reputation for violently breaking tackles and physical blocking
- Lower-profile prospect from rural PA who committed to Pitt late in 2021 cycle

Gavin Bartholomew
SO • 6-5 • 255

OFFENSIVE LINE

77  **LT**

- 39 starts for Pitt at LT
- Elected '22 team captain
- '21 Second Team All-ACC
- Invited to Senior Bowl but came back to Pitt

Carter Warren
SR+ • 6-5 • 325

55  **LG**

- 17 career starts for Pitt
- '21 grad transfer (Maryland)
- 43 career games played in college with 34 starts
- 2021 Third Team All-ACC

Marcus Minor
SR+ • 6-4 • 325

60  **C**

- 23 games, 15 starts at Pitt
- One of four Pitt offensive line starters that elected to utilize their "super" senior season in 2022

Owen Drexel
SR+ • 6-3 • 305

53  **RG**

- 34 games, 29 total starts
- Has started at RG and C
- 2021 Hon. Mention All-ACC
- All-State honoree at nearby Butler Senior H.S.

Jake Kradel
SR* • 6-3 • 305

57  **RT**

- 41 games with 27 starts
- Has started at RG and RT
- 2021 Third Team All-ACC
- Pittsburgh native from nearby Upper St. Clair

Gabe Houy
SR+ • 6-6 • 325

KEY CONTRIBUTORS: DEFENSE



DEFENSIVE LINE

<p>87</p>  <p>DE</p> <p>'Haba' Baldonado SR* • 6-5 • 260</p> <ul style="list-style-type: none"> • 35 career games, 17 starts • 2022: 1.5 TFL, 0.5 sacks • 2021: 11.5 TFL, 9 sacks • Native of Rome, Italy 	<p>95</p>  <p>DT</p> <p>Devin Danielson SR* • 6-2 • 300</p> <ul style="list-style-type: none"> • 43 career games, 9 starts • 2022: 3 tackles • Pittsburgh native who is married (wife: Alexandra) 	<p>8</p>  <p>DT</p> <p>Calijah Kancey JR* • 6-0 • 280</p> <ul style="list-style-type: none"> • 30 career games, 22 starts • 2022: 4 TFL, 2 sacks • 2021: 13 TFL, 7 sacks • '21 First Team All-ACC 	<p>6</p>  <p>DE</p> <p>John Morgan III SR* • 6-2 • 265</p> <ul style="list-style-type: none"> • 45 career games, 6 starts • 2022: 4 TFL, 1 sack, 1 FF • 2021: 6.5 TFL, 5.5 sacks, 1 FF • Career: 21.5 TFL, 12.5 sacks 	<p>5</p>  <p>DE</p> <p>Deslin Alexandre SR+ • 6-4 • 275</p> <ul style="list-style-type: none"> • 50 games with 27 starts • Career: 21.5 TFL, 11 sacks • 2021 Hon. Mention All-ACC • 2-time captain (2021-22)
---	--	---	---	--

LINEBACKERS

<p>11</p>  <p>LB</p> <p>Bangally Kamara JR • 6-2 • 225</p> <ul style="list-style-type: none"> • 29 career games, 4 starts • 2022: 19 tackles, 3 PBU • Won Conway Award as most improved player in spring 	<p>7</p>  <p>LB</p> <p>SirVocea Dennis SR • 6-1 • 230</p> <ul style="list-style-type: none"> • 35 career games, 19 starts • Elected a Pitt captain • 2022: 27 tackles, 3 sacks • '21 Second Team All-ACC 	<p>32</p>  <p>LB</p> <p>Shayne Simon SR* • 6-3 • 235</p> <ul style="list-style-type: none"> • Grad transfer (Notre Dame) • 2022: 9 tackles, 4 PBU • 4 games, 4 starts at Pitt • 32 games, 8 starts for Irish
<p>10</p>  <p>LB</p> <p>Tylar Wiltz SR+ • 6-1 • 210</p> <ul style="list-style-type: none"> • 2022: 10 tackles, 1 FF • Grad transfer (Missouri St.) • 2021 FCS All-American • 33 games, 24 starts at MSU 	<p>30</p>  <p>LB</p> <p>Brandon George SR • 6-3 • 245</p> <ul style="list-style-type: none"> • 39 career games in reserve • 2022: 10 tackles, 1 sack • 2021: 34 tackles, 5 TFL • 2020: 16 tackles 	<p>23</p>  <p>LB</p> <p>Solomon DeShields SO* • 6-2 • 230</p> <ul style="list-style-type: none"> • 21 career games in reserve • 2022: 6 tackles, 2 TFL • 2021: 9 tackles • Former WR prospect

DEFENSIVE BACKS

<p>25</p>  <p>CB</p> <p>A.J. Woods SR • 5-11 • 195</p> <ul style="list-style-type: none"> • 38 career games, 7 starts • 2022: 7 tackles, 6 PBU • 2021: 27 tackles, 7 PBU • 73-yd INT ret. in ACC champ. 	<p>31</p>  <p>FS</p> <p>Erick Hallett II SR* • 5-11 • 190</p> <ul style="list-style-type: none"> • 40 career games, 23 starts • 2022: 14 tackles, 2 INT, 2 FR • ACC champ. MVP (2 INT, 1 TD) • Career: 7 INT, 17 PBU 	<p>9</p>  <p>SS</p> <p>Brandon Hill JR* • 5-11 • 195</p> <ul style="list-style-type: none"> • 32 career games, 19 starts • 2022: 21 tackles • 2021: 81 stops, 2 INT, 6 PBU • Thorpe Award semifinalist 	<p>14</p>  <p>CB</p> <p>Marquis Williams SR* • 5-9 • 180</p> <ul style="list-style-type: none"> • 39 career games, 25 starts • 2022: 1 INT (TD), 1 TFL, FF • Career: 4 INT, 7 PBU • Uncle Tyrone Carter ('99 Thorpe)
<p>12</p>  <p>CB</p> <p>M.J. Devonshire JR* • 5-11 • 190</p> <ul style="list-style-type: none"> • 2022: 12 tackles, 1 INT, 5 PBU • GW 56-yd INT ret. TD vs. WVU • 82-yd punt ret. TD vs. URI 	<p>0</p>  <p>S</p> <p>Judson Tallandier II SR* • 6-2 • 185</p> <ul style="list-style-type: none"> • 34 career games, 1 start • 2022: 6 tackles • Switched # from 26 to 0 		

PITT CAREER HIGHS: OFFENSE



QUARTERBACKS

#9 KEDON SLOVIS SR

• Slovis Career Highs

Pass Yards: 515 vs. UCLA (11-23-19)*
Completions: 40 vs. Arizona State (11-7-20)*
Attempts: 57 vs. Oregon (11-2-19)*
Pass TDs: 5, twice, last at UCLA (12-12-20)*
INTs: 3, 4x, last at Oregon State (9-25-21)*
Long Completion: 95 at Arizona State (11-9-19)*
Rush Yards: 25 vs. Stanford (9-11-21)*
Rush Attempts: 8 at Notre Dame (10-12-19)*
Rush TDs: 0
Long Rush: 24 vs. Arizona State (11-7-20)*
**at Southern California*

#12 NICK PATTI SR*

• Patti Career Highs

Pass Yards: 271 vs. Delaware (9-28-19)
Completions: 23 vs. Delaware (9-28-19)
Attempts: 37 vs. Delaware (9-28-19)
Pass TDs: 2 vs. Delaware (9-28-19)
INTs: 1 vs. Delaware (9-28-19)
Long Completion: 48 vs. Delaware (9-28-19)
Rush Yards: 27 vs. Michigan State (12-30-21)
Rush Attempts: 5 at Florida State (11-7-20)
Rush TDs: 2 at Florida State (11-7-20)
Long Rush: 16 (TD) vs. Michigan State (12-30-21)

RUNNING BACKS

#2 ISRAEL ABANIKANDA JR

• Abanikanda Career Highs

Rush Attempts: 31 at Western Michigan (9-17-22)
Rush Yards: 177 vs. Rhode Island (9-24-22)
Rush TDs: 4 vs. Rhode Island (9-24-22)
Long Rush: 76 (TD) vs. Tennessee (9-10-22)
Receptions: 4, 3x, last at Duke (11-6-21)
Receiving Yards: 55 vs. New Hampshire (9-25-21)
Receiving TDs: 1, 3x, last vs. West Virginia (9-1-22)
Long Reception: 25 vs. New Hampshire (9-25-21)
Long Kick Return: 98 (TD) vs. Virginia (11-20-21)

#6 RODNEY HAMMOND JR. SO

• Hammond Career Highs

Rush Attempts: 17 vs. New Hampshire (9-25-21)
Rush Yards: 100 vs. New Hampshire (9-25-21)
Rush TDs: 3 vs. New Hampshire (9-25-21)
Long Rush: 25 vs. New Hampshire (9-25-21)
Receptions: 3 vs. Wake Forest (12-4-21)
Receiving Yards: 55 vs. West Virginia (9-1-22)
Receiving TDs: 1, twice, last vs. Wake (12-4-21)
Long Reception: 49 vs. West Virginia (9-1-22)

#22 VINCENT DAVIS SR

• V. Davis Career Highs

Rush Attempts: 25 at Georgia Tech (12-10-20)
Rush Yards: 247 at Georgia Tech (12-10-20)
Rush TDs: 2 vs. Austin Peay (9-12-20)
Long Rush: 74 at Georgia Tech (12-10-20)
Receptions: 5, twice, last vs. Va. Tech (11-21-20)
Receiving Yards: 41 vs. Va. Tech (11-21-20)
Receiving TDs: 1 at Clemson (11-28-20)
Long Reception: 28 vs. Eastern Michigan (12-26-19)

#4 DANIEL CARTER JR*

• Carter Career Highs

Rush Attempts: 7 vs. Rhode Island (9-24-22)
Rush Yards: 20, twice, last vs. UMass (9-4-21)
Rush TDs: 1, 4x, last at W. Michigan (9-17-22)
Long Rush: 11 vs. UMass (9-4-21)

#24 C'BO FLEMISTER SR*

• Flemister Career Highs

Rush Attempts: 15 at Georgia Tech (10-31-20)*
Rush Yards: 127 vs. South Florida (9-19-20)*
Rush TDs: 2 at Boston College (11-14-20)*
Long Rush: 31 vs. South Florida (9-19-20)*
Receptions: 1, 3x, last at Boston College (11-14-20)*
Receiving Yards: 27 at Boston College (11-14-20)*
Receiving TDs: 0
**at Notre Dame*

WIDE RECEIVERS

#5 JARED WAYNE SR

• Wayne Career Highs

Receptions: 7 vs. Tennessee (9-10-22)
Receiving Yards: 100, twice, last vs. WMU (9-18-21)
Receiving TDs: 1, 9x, last vs. Tennessee (9-10-22)
Long Reception: 64 vs. West Virginia (9-1-22)

#14 KONATA MUMPFIELD SO

• Mumpfield Career Highs

Receptions: 11 at W. Michigan (11-9-21)*
Receiving Yards: 122 at W. Michigan (11-9-21)*
Receiving TDs: 2, twice, last at W. Michigan (11-9-21)*
Long Reception: 48 at Bowling Green (10-9-21)*
**at Akron*

#10 JAYLON BARDEN JR

• Barden Career Highs

Receptions: 5 vs. Virginia Tech (11-21-20)
Receiving Yards: 68 vs. Austin Peay (9-12-20)
Receiving TDs: 1, 3x, last vs. Miami (10-30-21)
Long Reception: 68 vs. Austin Peay (9-12-20)

#7 JADEN BRADLEY SO

• Bradley Career Highs

Receptions: 2, 4x, last vs. Rhode Island (9-24-22)
Receiving Yards: 45 vs. Massachusetts (9-4-21)
Receiving TDs: 0
Long Reception: 28 vs. Massachusetts (9-4-21)

#15 BUB MEANS SO*

• Means Career Highs

Receptions: 6 vs. Rhode Island (9-24-22)
Receiving Yards: 94 at Mississippi State (9-4-21)*
Receiving TDs: 1, twice, last at NC State (10-2-21)*
Long Reception: 72 at Mississippi State (9-4-21)*
**at Louisiana Tech*

TIGHT ENDS/FULLBACKS

#86 GAVIN BARTHOLOMEW SO

• Bartholomew Career Highs

Receptions: 5, twice, last vs. Tennessee (9-10-22)
Receiving Yards: 84 vs. Tennessee (9-10-22)
Receiving TDs: 1, 5x, last vs. Tennessee (9-10-22)
Long Reception: 57 (TD) vs. Tennessee (9-10-22)

#3 KYI WRIGHT JR*

• Wright Career Highs

Receptions: 1, 3x, last at Clemson (11-28-20)
Receiving Yards: 16, twice, last at Clemson (11-28-20)
Receiving TDs: 0
Long Reception: 16, twice, last at Clemson (11-28-20)

PLACEKICKERS

#90 BEN SAULS SO*

• Sauls Career Highs

FG Made: 2, twice, last at W. Michigan (9-17-22)
FG Attempted: 4 vs. Tennessee (9-10-22)
Long FG: 48 at W. Michigan (9-17-22)
PATs Made: 6 vs. Rhode Island (9-24-22)
PATs Attempted: 6 vs. Rhode Island (9-24-22)
Points: 10 at W. Michigan (9-17-22)
Kickoffs: 12 vs. New Hampshire (9-25-21)
Touchbacks: 6 at Georgia Tech (10-2-21)

#91 SAM SCARTON JR*

• Scarton Career Highs

FG Made: 4 at Duke (11-6-21)
FG Attempted: 4 at Duke (11-6-21)
Long FG: 47 at Duke (11-6-21)
PATs Made: 9 vs. New Hampshire (9-25-21)
PATs Attempted: 9 vs. New Hampshire (9-25-21)
Points: 18 at Duke (11-6-21)
Kickoffs: 0
Touchbacks: 0

PITT CAREER HIGHS: DEFENSE



DEFENSIVE TACKLES

#8 CALIJAH KANCEY **JR***

• **Kancey Career Highs**

Tackles: 6 vs. North Carolina (11-11-21)
TFLs: 3 vs. Virginia (11-20-21)
Sacks: 1.5, 3x, last vs. Rhode Island (9-24-22)
Forced Fumbles: 1 vs. Clemson (10-23-21)

#95 DEVIN DANIELSON **SR***

• **Danielson Career Highs**

Tackles: 4 vs. NC State (10-3-20)
TFLs: 1, 6x, last vs. Michigan State (12-30-21)
Sacks: 1, 4x, last vs. Michigan State (12-30-21)

#2 DAVID GREEN **SR***

• **Green Career Highs**

Tackles: 4 at Duke (11-6-21)
TFLs: 1.5 at Duke (11-6-21)
Sacks: 1, 3x, last vs. Tennessee (9-10-22)

#92 TYLER BENTLEY **SR***

• **Bentley Career Highs**

Tackles: 3, twice, last at Duke (11-6-21)
TFLs: 1.5, twice, last at Syracuse (11-27-21)
Sacks: 1 vs. Michigan State (12-30-21)

DEFENSIVE ENDS

#5 DESLIN ALEXANDRE **SR+**

• **Alexandre Career Highs**

Tackles: 6, 5x, last vs. Wake Forest (12-4-21)
TFLs: 2.5 vs. Virginia (11-20-21)
Sacks: 2 vs. Virginia (11-20-21)
Fumble Recoveries: 1, twice, last vs. Syracuse (9-19-20)

#87 HABAKKUK BALDONADO **SR***

• **Baldonado Career Highs**

Tackles: 7, twice, last vs. Wake Forest (12-4-21)
TFLs: 2.5 vs. Western Michigan (9-18-21)
Sacks: 2 at Tennessee (9-11-21)
Forced Fumbles: 1 at Tennessee (9-11-21)
Fumble Recoveries: 1, twice, last at Tennessee (9-11-21)

#6 JOHN MORGAN III **SR***

• **Morgan Career Highs**

Tackles: 4, twice, last vs. West Virginia (9-1-22)
TFLs: 3, 4x, last vs. West Virginia (9-1-22)
Sacks: 1.5 vs. Virginia (11-20-21)
Forced Fumbles: 1, twice, last vs. WVU (9-1-22)

#50 DAYON HAYES **JR**

• **Hayes Career Highs**

Tackles: 4 vs. West Virginia (9-1-22)
TFLs: 3 vs. Michigan State (12-30-21)
Sacks: 2 vs. Austin Peay (9-12-20)

LINEBACKERS

#7 SIRVOCEA DENNIS **SR**

• **Dennis Career Highs**

Tackles: 12 vs. Wake Forest (12-4-21)
TFLs: 4.5 at Boston College (10-10-20)
Sacks: 1.5 at Boston College (10-10-20)
Interceptions: 1 (TD) vs. Clemson (10-23-21)
Fumble Recoveries: 1 at Syracuse (11-27-21)

#32 SHAYNE SIMON **SR***

• **Simon Career Highs**

Tackles: 5 vs. West Virginia (9-1-22)
TFLs: 1, 3x, last vs. Clemson (11-7-20)*
Sacks: 0
**at Notre Dame*

#11 BANGALLY KAMARA **JR**

• **Kamara Career Highs**

Tackles: 9 vs. West Virginia (9-1-22)
TFLs: 1, twice, last at Syracuse (11-27-21)
Sacks: 1, twice, last at Syracuse (11-27-21)

#30 BRANDON GEORGE **SR**

• **George Career Highs**

Tackles: 8 vs. New Hampshire (9-25-21)
TFLs: 2 vs. New Hampshire (9-25-21)
Sacks: 1 vs. Tennessee (9-10-22)

#10 TYLAR WILTZ **SR+**

• **Wiltz Career Highs**

Tackles: 16 at Youngstown State (10-9-21)*
TFLs: 3 vs. Youngstown State (4-10-21)*
Sacks: 1, 3x, last vs. UT Martin (11-27-21)*
Interceptions: 1, 3x, last vs. UT Martin (11-27-21)*
Forced Fumbles: 1, 5x, last vs. Tennessee (9-10-22)
Fumble Recoveries: 1, 3x, last at Dixie State (11-20-21)*
**at Missouri State*

SAFETIES

#9 BRANDON HILL **JR***

• **Hill Career Highs**

Tackles: 11 vs. Clemson (10-23-21)
TFLs: 1.5 vs. Austin Peay (9-12-20)
Interceptions: 1, 3x, last vs. Mich. State (12-30-21)
Forced Fumbles: 1, 3x, last vs. Miami (10-30-21)

#31 ERICK HALLETT II **SR***

• **Hallett Career Highs**

Tackles: 10 vs. Michigan State (12-30-21)
TFLs: 1, 5x, last vs. West Virginia (9-1-22)
Interceptions: 2, twice, last at W. Michigan (9-17-22)
Forced Fumbles: 1, twice, last at Syracuse (11-27-21)
Fumble Recoveries: 1, 3x, last vs. Tennessee (9-10-22)

#0 JUDSON TALLANDIER II **SR***

• **Tallandier Career Highs**

Tackles: 5 at Duke (11-6-21)
TFLs: 0
Interceptions: 0

#22 PHILLIP O'BRIEN JR. **SO**

• **O'Brien Career Highs**

Tackles: 5 vs. New Hampshire (9-25-21)
TFLs: 0
Interceptions: 0

CORNERBACKS

#14 MARQUIS WILLIAMS **SR***

• **Williams Career Highs**

Tackles: 5, twice, last at Duke (11-6-21)
TFLs: 2 vs. Clemson (10-23-21)
Sacks: 0
Interceptions: 1, 4x, last at W. Michigan (9-17-22)
Forced Fumbles: 1 vs. West Virginia (9-1-22)

#25 A.J. WOODS **SR**

• **Woods Career Highs**

Tackles: 7 at Florida State (11-7-20)
TFLs: 1, 3x, last vs. Rhode Island (9-24-22)
Sacks: 0
Interceptions: 1, twice, last vs. Wake Forest (12-4-21)
Forced Fumbles: 1 vs. Virginia (11-20-21)

#12 M.J. DEVONSHIRE **JR***

• **Devonshire Career Highs**

Tackles: 6 vs. Michigan State (12-30-21)
TFLs: 1 vs. Wake Forest (12-4-21)
Sacks: 0
Interceptions: 1, twice, last vs. WVU (9-1-22)

PUNTER

#94 SAM VANDER HAAR **FR**

• **Vander Haar Career Highs**

Punts: 5 vs. West Virginia (9-1-22)
Punt Average: 42.8 vs. West Virginia (9-1-22)
Long: 53 vs. West Virginia (9-1-22)
Inside 20: 2 vs. West Virginia (9-1-22)

Coaching Staff Game Day Locations

- FIELD LEVEL -



Andre Powell
Special Teams Coordinator/
Running Backs



Charlie Partridge
Assistant Head Coach/
Defensive Line



Dave Borbely
Offensive Line



Archie Collins
Secondary



Ryan Manalac
Linebackers



Tim Salem
Tight Ends



Tiquan Underwood
Pass Game Coordinator/
Wide Receivers



Mickey Jacobs
Defensive G.A.

- PRESS BOX -



Frank Cignetti Jr.
Offensive Coordinator/
Quarterbacks




Randy Bates
Defensive Coordinator



Cory Sanders
Safeties



Alex Officer
Offensive G.A.



Jonathan DiBiasi
Offensive G.A.



James Alexander
Defensive G.A.

2022 Pronunciation Guide

PLAYERS

Israel Abanikanda.....Ah-BANNA-can-dah
Deslin Alexandre.....Alexander
Ryan Baer.....Bear
Habakkuk Baldonado.....Haba-kook Baldo-na-dough
(prefers to be called "Haba")
Tamarion Crumpley.....Tah-mare-ee-un
SirVocea Dennis.....Sir-VOSS-ee-ay
Matt Goncalves.....Gun-ZALL-vez
Erick Hallett.....HAL-let
Dayon Hayes.....DAY-on
Gabe Houy.....HOY
Ryan Jacoby.....Jah-ko-bee
Nahki Johnson.....Nah-KY
Bangally Kamara.....Ban-GOLLY Ka-mare-ah

Calijah Kancey.....Kah-LIE-jah (rhymes with "Elijah")
Eli Kosanovich.....Ko-saw-nuh-vich
Kyle Louis.....Lewis, not lu-ee
Jake McConnachie.....Mc-con-uh-CHEE
Konata Mumpfield.....Ko-nah-TAY
Isaiah Nesmith.....NEE-smith
Che Nwabuko.....Che (like in che-ddar) Wah-BOO-ko
Samuel Okunlola.....Oh-KUN-low-lah
Kedon Slovis.....KEY-dun SLOW-vis
Anthony Summey.....SOME-ee
Sam Vander Haar.....Van-der-har
Judson Tallandier.....Ta-lan-DEER
Marquis Williams.....Mar-QUEZ
Blake Zubovic.....Zoo-bow-VICK

2022 PITT STARTING LINEUPS



OFFENSE

GAME	QB	RB	WR	WR	WR	TE	LT	LG	C	RG	RT
West Virginia	Slovis	Abanikanda	Carter*	Wayne	Jacoby*	Kradel*	Warren	Minor	Drexel	Zubovic	Goncalves
Tennessee	Slovis	Abanikanda	Mumpfield	Wayne	Means	Bartholomew	Warren	Minor	Drexel	Kradel	Goncalves
Western Michigan	Yarnell	Abanikanda	Mumpfield	Wayne	Davis	Jacoby	Warren	Minor	Kradel	Zubovic	Goncalves
Rhode Island	Slovis	Abanikanda	Mumpfield	Means	Carter^	Bartholomew	Warren	Minor	Kradel	Zubovic	Goncalves
Georgia Tech											
Virginia Tech											
Louisville											
North Carolina											
Syracuse											
Virginia											
Duke											
Miami											

*Pitt started with seven offensive linemen and a fullback vs. West Virginia.

^Pitt started with a fullback vs. Rhode Island.

DEFENSE

GAME	DE	DT	DT	DE	OLB	MLB	OLB	SS	FS	CB	CB
West Virginia	Baldonado	Kancey	Danielson	Alexandre	Kamara	Dennis	Simon	Hill	Hallett	Williams	Woods
Tennessee	Baldonado	Kancey	Green	Morgan	Kamara	Dennis	Simon	Hill	Hallett	Williams	Devonshire
Western Michigan	Baldonado	Kancey	Green	Morgan	Kamara	Dennis	Simon	Hill	Hallett	Williams	Woods
Rhode Island	Brima	Kancey	Green	Morgan	Kamara	Dennis	Simon	Hill	Hallett	Devonshire	Woods
Georgia Tech											
Virginia Tech											
Louisville											
North Carolina											
Syracuse											
Virginia											
Duke											
Miami											

2022 PITT GAME-BY-GAME REVIEW



#17/16 PITT 38 WEST VIRGINIA 31 Sept. 1, 2022 • Acrisure Stadium • Attendance: 70,622

Pitt edged West Virginia, 38-31, in an epic back-and-forth battle as the 2022 season opened with the renewal of the Backyard Brawl... playing each other for a 105th time - but the first since 2011 - the Panthers (1-0) and Mountaineers (0-1) produced a classic contest with ESPN Thursday Night and College GameDay providing coverage and a Pittsburgh-record 70,622 fans in attendance...following six lead changes and four ties in a matchup that was close from start to finish, M.J. Devonshire provided Pitt with the winning points with 2:56 left on a 56-yard interception return that sent the home fans into raptures... it marked the Panthers' first fourth-quarter comeback since the 2019 Quick Lane Bowl...Rodney Hammond managed 129 yards from scrimmage and scored two touchdowns...in his Pitt debut, USC transfer QB Kedon Slovis threw for 308 yards and a 24-yard TD strike to Israel Abanikanda that tied the game late following a clutch 92-yard drive... seconds later, Devonshire caught a deflected INT, turned on the jets and etched his name into Backyard Brawl history...Pitt beat WVU for the first time since 2008 and improved to 62-40-3 in the all-time series.

WEST VIRGINIA	0	10	7	14	31
PITT	3	7	14	14	38

First Quarter

PITT — Sauls 42-yard field goal 0:37

Second Quarter

WVU — Ford-Wheaton 10-yard pass from Daniels (Legg kick) 12:45
PITT — Hammond 4-yard run (Sauls kick) 3:23
WVU — Legg 24-yard field goal 0:00

Third Quarter

WVU — Donaldson 5-yard run (Legg kick) 13:08
PITT — Carter 1-yard run (Sauls kick) 5:54
PITT — Hammond 11-yard run (Sauls kick) 3:42

Fourth Quarter

WVU — Ford-Wheaton 16-yard pass from Daniels (Legg kick) 14:52
WVU — Daniels 1-yard run (Legg kick) 10:37
PITT — Abanikanda 24-yard pass from Slovis (Sauls kick) 3:41
PITT — Devonshire 56-yard interception return (Sauls kick) 2:58

Team Stats	WVU	PITT
First Downs	23	19
Rushes-Yards	33-190	38-76
Comp-Att-Int	23-40-1	16-24-0
Passing Yards	214	308
Total Yards	404	384
Punt Returns-Yards	2-25	1-3
Kick Returns-Yards	2-31	2-43
Interceptions-Yards	0-0	1-56
Fumbles-Lost	3-1	2-1
Punts-Average	6-41.2	6-35.7
Penalties-Yards	11-72	8-76
Third Down Conv.	8-16	5-12
Fourth Down Conv.	0-1	0-0
Sacks By-Yards	5-39	3-22
Possession Time	27:29	32:31

Rushing

WVU — Donaldson 7-125, 1 TD; Mathis 16-71; Johnson 4-12; Greene 1-5; Daniels 5-(-23), 1 TD.
PITT — Hammond 16-74, 2 TD; Abanikanda 8-15; Carter 2-4, 1 TD; Mumpfield 1-3; Means 1-2; Flemister 1-0; Team 2-(-2); Slovis 7-(-20).

Passing

WVU — Daniels 23-40-1, 214 yards, 2 TD.
PITT — Slovis 16-24-0, 308 yards, 1 TD.

Receiving

WVU — Ford-Wheaton 9-97, 2 TD; James 5-50; Prather 2-21; Johnson 2-11; Smith 2-10; Mathis 2-(-7); O'Laughlin 1-32.
PITT — Mumpfield 5-71; Wayne 3-89; Means 3-44; Hammond 2-55; Abanikanda 1-24, 1 TD; Bradley 1-16; Bartholomew 1-9.

#24/RV TENNESSEE 34 #17/14 PITT 27 (OT) Sept. 10, 2022 • Acrisure Stadium • Attendance: 59,785

For the second straight year, Pitt and Tennessee battled to the wire... but unlike the 2021 edition of the Johnny Majors Classic, this time the Volunteers came out on top, 34-27, in overtime...Pitt (1-1) twice opened up a 10-point lead in the first half, but the Volunteers (2-0) rallied to take a 24-17 intermission lead...playing without starting QB Kedon Slovis in the second half due to injury, the Panthers turned to Nick Patti, who forced overtime with a clutch fourth-down TD pass to Jared Wayne with 2:23 left...in the extra frame, Hendon Hooker's 28-yard strike to Cedric Tillman proved to be the winning score as Pitt came up empty on their OT possession...Israel Abanikanda rushed for a career-high 154 yards, including a 76-yard TD run, Pitt's longest since 2018...TE Gavin Bartholomew had a highlight score of his own, hurdling a defender on a 57-yard catch-and-run TD...Pitt hosted a program from the Southeastern Conference for the first time...it was also the Volunteers' first win in four games against the Panthers.

TENNESSEE	7	17	0	3	7	34
PITT	10	7	0	10	0	27

First Quarter

PITT — Sauls 30-yard field goal 10:27
PITT — Abanikanda 76-yard run (Sauls kick) 9:00
TENN — Small 1-yard run (McGrath kick) 1:02

Second Quarter

PITT — Bartholomew 57-yard pass from Slovis (Sauls kick) 13:25
TENN — McCoy 32-yard pass from Hooker (McGrath kick) 10:04
TENN — Small 1-yard run (McGrath kick) 4:56
TENN — McGrath 37-yard field goal 0:00

Third Quarter

No scoring

Fourth Quarter

PITT — Sauls 35-yard field goal 14:07
TENN — McGrath 51-yard field goal 8:57
PITT — Wayne 4-yard pass from Patti (Sauls kick) 2:23

Overtime

TENN — Tillman 28-yard pass from Hooker (McGrath kick)

Team Stats	TENN	PITT
First Downs	20	21
Rushes-Yards	35-91	39-141
Comp-Att-Int	27-42-0	23-44-1
Passing Yards	325	274
Total Yards	416	415
Punt Returns-Yards	2-3	1-30
Kick Returns-Yards	1-29	2-30
Interceptions-Yards	1-0	0-0
Fumbles-Lost	2-2	2-1
Punts-Average	6-35.5	3-37.0
Penalties-Yards	7-70	5-28
Third Down Conv.	6-16	4-18
Fourth Down Conv.	1-2	3-5
Sacks By-Yards	4-34	3-15
Possession Time	25:05	34:55

Rushing

TENN — Wright 9-47; Hooker 15-27; Small 10-17, 2 TD; Hyatt 1-0.
PITT — Abanikanda 25-154, 1 TD; Davis 5-14; Team 1-(-1); Slovis 4-(-13); Patti 4-(-13).

Passing

TENN — Hooker 27-42-0, 325 yards, 2 TD.
PITT — Slovis 14-24-1, 195 yards, 1 TD; Patti 9-20-0, 79 yards, 1 TD.

Receiving

TENN — Hyatt 11-73; Tillman 9-162, 1 TD; McCoy 4-58, 1 TD; Warren 1-24; Fant 1-8; Small 1-0.
PITT — Wayne 7-82, 1 TD; Bartholomew 5-84, 1 TD; Mumpfield 4-34; Means 3-26; Barden 2-14; Abanikanda 1-21; Davis 1-13.

2022 PITT GAME-BY-GAME REVIEW



#23/25 PITT 34 WESTERN MICHIGAN 13 Sept. 17, 2022 • Waldo Stadium • Attendance: 22,875

Pitt rode a persistent running game and efficient performance from first-time starting QB Nate Yarnell to beat Western Michigan, 34-13... Yarnell, a redshirt freshman starting in place of the ailing Kedon Slovis, threw for 179 yards and a touchdown on 9-of-12 passing... the ground game was paced by Israel Abanikanda, who netted 133 yards and a TD on a career-high 31 carries, his second consecutive 100-yard performance...Pitt (2-1) compiled 238 rushing yards as a team...the Panthers never trailed but needed two touchdowns in the final period to finally put the Broncos (1-2) away...Pitt's defense was stout throughout, limiting WMU to 180 total yards and picking off three passes...Erick Hallett II had two interceptions himself, including one in the end zone...Marquis Williams had a 22-yard pick six, Pitt's fourth defensive TD in its last five games...Pitt won its seventh consecutive road game, extending its longest streak since 1980-82... the Panthers improved to 33-5 against the Mid-American Conference.

PITT	10	3	7	14	34
W. MICHIGAN	3	3	7	0	13

First Quarter

PITT — Sauls 48-yard field goal 7:26
PITT — Williams 22-yard interception return (Sauls kick) 2:39
WMU — Domschke 32-yard field goal 0:31

Second Quarter

PITT — Sauls 23-yard field goal 11:31
WMU — Domschke 40-yard field goal 7:17

Third Quarter

PITT — Abanikanda 4-yard run (Sauls kick) 1:30
WMU — Abbott 31-yard pass from Sambucci (Domschke kick) 0:23

Fourth Quarter

PITT — Mumpfield 6-yard pass from Yarnell (Sauls kick) 8:16
PITT — Carter 3-yard run (Sauls kick) 3:03

Team Stats	PITT	WMU
First Downs	23	10
Rushes-Yards	52-238	29-50
Comp-Att-Int	9-12-0	7-19-3
Passing Yards	179	130
Total Yards	417	180
Punt Returns-Yards	3-(-5)	1-12
Kick Returns-Yards	4-75	2-36
Interceptions-Yards	3-22	0-0
Fumbles-Lost	1-1	1-0
Punts-Average	2-38.5	5-42.2
Penalties-Yards	4-30	2-11
Third Down Conv.	5-10	2-11
Fourth Down Conv.	0-0	1-1
Sacks By-Yards	2-16	1-9
Possession Time	38:36	21:24

Rushing

PITT — Abanikanda 31-133, 1 TD; Davis 11-83; Flemister 4-28; Carter 2-6, 1 TD; Team 2-(-2); Yarnell 2-(-10).
WMU — Jefferson 7-35; Hrabowski 6-14; Tyler 9-13; Abdus-Salaam 2-2; Salopek 5-(-14).

Passing

PITT — Yarnell 9-12-0, 179 yards, 1 TD.
WMU — Salopek 6-18-3, 99 yards; Sambucci 1-1-0, 31 yards, 1 TD.

Receiving

PITT — Wayne 3-94; Mumpfield 3-35, 1 TD; Bartholomew 1-37; Means 1-18; Abanikanda 1-(-5).
WMU — Crooms 3-26; Galloway 2-29; Sambucci 1-44; Abbott 1-31, 1 TD.

#24/RV PITT 45 RHODE ISLAND 24 Sept. 24, 2022 • Acrisure Stadium • Attendance: 54,667

Israel Abanikanda's career day paced a potent rushing attack, lifting Pitt to a 45-24 victory over FCS foe Rhode Island...Abanikanda ran for a career-high 177 yards and four touchdowns on 19 carries (9.3 avg.)...it was his third consecutive 100-yard effort, the first time a Pitt player accomplished that feat since Darrin Hall in 2017...it was also the first time a Pitt back rushed for that many TDs since Hall also tallied four against North Carolina in 2017...the Panthers (3-1) compiled a season-high 271 rushing yards, while limiting URI to just 63...Kedon Slovis returned as the Panthers' starting quarterback, his first appearance since the first half of the Tennessee game, and completed 20-of-27 passes for 189 yards...M.J. Devonshire opened the scoring with an 82-yard punt return touchdown, Pitt's first since Rafael Araujo-Lopes' 86-yarder at UCF in 2018...Calijah Kancey had 1.5 sacks...Pitt improved to 20-1 all-time against FCS opponents...this was the first meeting between Pitt and Rhode Island (2-2)...Pat Narduzzi, a 1990 URI grad, notched his 56th coaching win at Pitt, third all-time (tied with John Michelosen, 1955-65).

RHODE ISLAND	7	7	3	7	24
PITT	14	10	7	14	45

First Quarter

PITT — Devonshire 82-yard punt return (Sauls kick) 12:18
PITT — Abanikanda 67-yard run (Sauls kick) 6:03
URI — DeShields 63-yard run (Leonard kick) 5:09

Second Quarter

PITT — Abanikanda 12-yard run (Sauls kick) 12:28
PITT — Sauls 31-yard field goal 3:39
URI — DeShields 1-yard run (Leonard kick) 0:50

Third Quarter

PITT — Abanikanda 24-yard run (Sauls kick) 9:18
URI — Leonard 34-yard field goal 0:56

Fourth Quarter

PITT — Abanikanda 13-yard run (Sauls kick) 8:32
URI — Savedge 15-yard pass from Hill (Leonard kick) 1:21
PITT — Davis 18-yard run (Sauls kick) 1:11

Team Stats	URI	PITT
First Downs	16	25
Rushes-Yards	22-63	41-271
Comp-Att-Int	17-30-0	20-27-0
Passing Yards	223	189
Total Yards	286	460
Punt Returns-Yards	1-0	3-75
Kick Returns-Yards	2-36	4-49
Interceptions-Yards	0-0	0-0
Fumbles-Lost	0-0	2-0
Punts-Average	5-43.6	1-34.0
Penalties-Yards	7-50	9-97
Third Down Conv.	5-13	10-14
Fourth Down Conv.	2-2	1-2
Sacks By-Yards	0-0	4-30
Possession Time	24:51	35:09

Rushing

URI — DeShields 10-82, 2 TD; Smith 4-1; Lee 1-0; Sloat 1-(-8); Hill 6-(-12).
PITT — Abanikanda 19-177, 4 TD; Davis 7-51, 1 TD; Carter 7-19; Flemister 4-13; Slovis 1-7; Means 1-6; Team 2-(-2).

Passing

URI — Hill 17-30-0, 223 yards, 1 TD.
PITT — Slovis 20-27-0, 189 yards.

Receiving

URI — Summers 4-55; Lee 3-28; Warren 2-50; Woods 2-50; Savedge 2-23, 1 TD; Erby 2-6; Sloat 1-13; Smith 1-(-2).
PITT — Means 6-38; Mumpfield 5-42; Davis 3-34; Bradley 2-4; Johnson 1-41; Abanikanda 1-19; Thomson 1-8; Bartholomew 1-3.

RUSHING INDIVIDUAL

200 yards rushing:

By Pitt: 247, Vincent Davis at Georgia Tech, 12-10-21 (25 att., 1 TD).
By Opponent: 224, Justin Jackson, Northwestern, 12-28-16 (Pinstripe Bowl) (32 att., 3 TD).

300 yards rushing:

By Pitt: 303, Tony Dorsett vs. Notre Dame, 11-15-75 (23 att., 1 TD).
By Opponent: DNA

30 or more rushing attempts:

By Pitt: 31, Israel Abanikanda at Western Michigan, 9-17-22 (133 yards, 1 TD).
By Opponent: 32, AJ Dillon, Boston College, 11-30-19 (178 yards, 1 TD).

Three rushing touchdowns:

By Pitt: Israel Abanikanda (4) vs. Rhode Island, 9-24-22.
By Opponent: Justin Jackson, Northwestern, 12-28-16 (Pinstripe Bowl).

Four rushing touchdowns:

By Pitt: Israel Abanikanda vs. Rhode Island, 9-24-22.
By Opponent: Rennie Childs, Oklahoma State, 9-17-16.

50+ yard touchdown run:

By Pitt: 67, Israel Abanikanda vs. Rhode Island, 9-24-22.
By Opponent: 63, Marques DeShields, Rhode Island, 9-24-22.

60+ yard touchdown run:

By Pitt: 67, Israel Abanikanda vs. Rhode Island, 9-24-22.
By Opponent: 63, Marques DeShields, Rhode Island, 9-24-22.

70+ yard touchdown run:

By Pitt: 76, Israel Abanikanda vs. Tennessee, 9-10-22.
By Opponent: 88, Jordan Travis, Florida State, 11-7-20.

80+ yard touchdown run:

By Pitt: 97, Qadree Ollison vs. Virginia Tech, 11-10-18.
By Opponent: 88, Jordan Travis, Florida State, 11-7-20.

90+ yard touchdown run:

By Pitt: 97, Qadree Ollison vs. Virginia Tech, 11-10-18.
By Opponent: 96, Antowain Smith, Houston, 9-14-96.

Two 100-yard rushers:

By Pitt: 11-10-18 vs. Virginia Tech, Qadree Ollison (235) and Darrin Hall (186).
By Opponent: 9-23-17, Georgia Tech, KirVonte Benson (196) and TaQuon Marshall (112).

Three 100-yard rushers:

By Pitt: 12-26-75 vs. Kansas (Sun Bowl), Tony Dorsett (142), Elliott Walker (123) and Robert Haygood (101).
By Opponent: DNA

Five different rushers with a touchdown:

By Pitt: 9-4-21 vs. UMass, A.J. Davis, Vincent Davis, Israel Abanikanda, Nick Patti and Daniel Carter.
By Opponent: Georgia Tech, 10-25-14, Broderick Snoddy (3), Justin Thomas, Tony Zenon, Matt Connors and Deon Hill.

PASSING INDIVIDUAL

300 yards passing:

By Pitt: 308, Kedon Slovis vs. West Virginia, 9-1-22 (16-for-24, 1 TD, 0 INT).
By Opponent: 325, Hendon Hooker, Tennessee, 9-10-22 (27-for-42, 2 TD, 0 INT).

400 yards passing:

By Pitt: 416, Kenny Pickett at Duke, 11-6-21 (28-for-43, 3 TD).
By Opponent: 487, Brennan Armstrong, Virginia, 11-20-21 (36-for-49, 3 TD, 1 INT).

Four touchdown passes:

By Pitt: Kenny Pickett at Syracuse, 11-27-21.
By Opponent: D'Eriq King, Miami, 10-17-20.

Five touchdown passes:

By Pitt: Kenny Pickett vs. New Hampshire, 9-25-21.
By Opponent: Mason Rudolph, Oklahoma State, 9-16-17.

Six touchdown passes:

By Pitt: Kenny Pickett vs. Western Michigan, 9-18-21.
By Opponent: Mike Teel, Rutgers, 10-25-08.

Seven touchdown passes:

By Pitt: Pete Gonzalez at Rutgers, 10-25-97.
By Opponent: DNA

60+ yard TD pass:

By Pitt: 62, vs. Virginia, 11-20-21, Kenny Pickett to Jordan Addison.
By Opponent: 76, North Carolina, 11-11-21, Sam Howell to Antoine Green.

70+ yard TD pass:

By Pitt: 75, vs. NC State, 10-3-20, Kenny Pickett to Jordan Addison.
By Opponent: 76, North Carolina, 11-11-21, Sam Howell to Antoine Green.

80+ yard TD pass:

By Pitt: 96, vs. Eastern Michigan, 12-26-19 (Quick Lane Bowl), Kenny Pickett to Maurice Ffrench.
By Opponent: 94, Syracuse, 10-18-19, Clayton Welch to Taj Harris.

90+ yard TD pass:

By Pitt: 96, vs. Eastern Michigan, 12-26-19 (Quick Lane Bowl), Kenny Pickett to Maurice Ffrench.
By Opponent: 94, Syracuse, 10-18-19, Clayton Welch to Taj Harris.

45 or more pass attempts:

By Pitt: 39-for-55, Kenny Pickett vs. Miami, 10-30-21 (519 yards, 3 TD, 2 INT).
By Opponent: 29-for-50, Payton Thorne, Michigan State, 12-30-21 (Chick-fil-A Peach Bowl) (354 yards, 3 TD, 1 INT).

30 or more pass completions:

By Pitt: 39-for-55, Kenny Pickett vs. Miami, 10-30-21 (519 yards, 3 TD, 2 INT).
By Opponent: 36-for-49, Brennan Armstrong, Virginia, 11-20-21 (487 yards, 3 TD, 1 INT).

RECEIVING INDIVIDUAL

100+ yards receiving:

By Pitt: 114, Jordan Addison (7 receptions) vs. Michigan State, 12-30-21 (Chick-fil-A Peach Bowl).
By Opponent: 162, Cedric Tillman (9 receptions, 1 TD), Tennessee, 9-10-22.

150+ yards receiving:

By Pitt: 202, Jordan Addison (14 receptions, 4 TD) vs. Virginia, 11-20-21.
By Opponent: 162, Cedric Tillman (9 receptions, 1 TD), Tennessee, 9-10-22.

200+ yards receiving:

By Pitt: 202, Jordan Addison (14 receptions, 4 TD) vs. Virginia, 11-20-21.
By Opponent: 202, Mike Williams, Clemson, 11-12-16 (15 receptions, 1 TD).

Two 100-yard receivers:

By Pitt: 121, Taysir Mack (5 receptions, 1 TD) and 117, Jordan Addison (6 receptions, 1 TD), at Georgia Tech, 10-2-21.
By Opponent: 144, Dontayvion Wicks (10 receptions) and 126, Keytaon Thompson (11 receptions, 1 TD), Virginia, 11-20-21.

10 or more receptions:

By Pitt: 11, Jordan Addison (81 yards, 2 TD) at Syracuse, 11-27-21.
By Opponent: 11, Jalin Hyatt (73 yards), Tennessee, 9-10-22.

Three receiving touchdowns:

By Pitt: Jordan Addison (4) vs. Virginia, 11-20-21.
By Opponent: Zay Flowers, Boston College, 10-10-20.

Four receiving touchdowns:

By Pitt: Jordan Addison vs. Virginia, 11-20-21.
By Opponent: Amba Etta-Tawo (5), Syracuse, 11-26-16.

60+ yard TD reception:

By Pitt: 62, vs. Virginia, 11-20-21, Kenny Pickett to Jordan Addison.
By Opponent: 76, North Carolina, 11-11-21, Sam Howell to Antoine Green.

70+ yard TD reception:

By Pitt: 75, vs. NC State, 10-3-20, Kenny Pickett to Jordan Addison.
By Opponent: 76, North Carolina, 11-11-21, Sam Howell to Antoine Green.

80+ yard TD reception:

By Pitt: 96, vs. Eastern Michigan, 12-26-19 (Quick Lane Bowl), Kenny Pickett to Maurice Ffrench.
By Opponent: 94, Syracuse, 10-18-19, Clayton Welch to Taj Harris.

90+ yard TD reception:

By Pitt: 96, vs. Eastern Michigan, 12-26-19 (Quick Lane Bowl), Kenny Pickett to Maurice Ffrench.
By Opponent: 94, Syracuse, 10-18-19, Clayton Welch to Taj Harris.

COMBOS

100 yards rushing and 100 yards passing (one player):

By Pitt: Billy Daniels vs. Syracuse (165 rushing/121 passing), 11-3-73.
By Opponent: Keenan Reynolds, Navy (144 rushing/126 passing), 12-28-15 (Military Bowl).

100-yard rusher and 300-yard passer:

By Pitt: 11-20-21 vs. Virginia, Vincent Davis (100 rushing) and Kenny Pickett (340 passing).
By Opponent: 11-14-19, North Carolina, Antonio Williams (107 rushing) and Sam Howell (322 passing).

100-yard rusher and 400-yard passer:

By Pitt: 9-25-21 vs. New Hampshire, Rodney Hammond Jr. (100 rushing) and Kenny Pickett (403 passing).
By Opponent: 9-17-16, Oklahoma State, Rennie Childs (101 rushing) and Mason Rudolph (540 passing).

100-yard rusher, 100-yard receiver and 300-yard passer:

By Pitt: 11-20-21 vs. Virginia, Vincent Davis (100 rushing), Jordan Addison (202 receiving) and Kenny Pickett (340 passing).
By Opponent: 11-14-19, North Carolina, Antonio Williams (107 rushing), Dazz Newsome (170 receiving) and Sam Howell (322 passing).

200-yard rusher, 200-yard receiver and 300-yard passer:

By Pitt: 10-21-00 vs. Boston College, Kevan Barlow (209 rushing), Antonio Bryant (222 receiving) and John Turman (332 passing).
By Opponent: DNA

SCORING INDIVIDUAL

Three total touchdowns:

By Pitt: Israel Abanikanda (four rushing) vs. Rhode Island, 9-24-22.
By Opponent: Zay Flowers, Boston College (three receiving), 10-10-20.

Four total touchdowns:

By Pitt: Israel Abanikanda (four rushing) vs. Rhode Island, 9-24-22.
By Opponent: Amba Etta-Tawo (5), Syracuse (five receiving), 11-26-16.

Five total touchdowns:

By Pitt: Norman Bill Budd (6) vs. Ohio (six rushing), 1910.
By Opponent: Amba Etta-Tawo, Syracuse (five receiving), 11-26-16.

Two-point conversion (rushing):

By Pitt: Jordan Whitehead at Syracuse, 10-7-17.
By Opponent: Jalon Calhoun, Duke, 10-5-19.

Two-point conversion (passing):

By Pitt: Kenny Pickett to DJ Turner, at Georgia Tech, 12-10-20.
By Opponent: Payton Thorne to Jalen Nailor, Michigan State, 12-30-21 (Chick-fil-A Peach Bowl).

Defensive two-point conversion:

By Pitt: Doug Hetzler returned blocked PAT attempt at Syracuse, 9-22-90.
By Opponent: Matt Taffoni, West Virginia, interception return, 10-15-94.

Safety:

By Pitt: 9-25-21 vs. New Hampshire (Phil Campbell III sacked Bret Edwards).
By Opponent: 11-6-21, Duke (Shaka Heyward, Caleb Oppan tackled Vincent Davis).

Two safeties in same game:

By Pitt: 9-13-14 at FIU (Punter Chris Ayers kicks ball out of end zone on bad snap; E.J. Hilliard intentional grounding in end zone).
By Opponent: DNA

One player throw, catch and rush for touchdown (same game):

By Pitt: Jawan Walker at Boston College, 11-1-03 (35-yard pass to Larry Fitzgerald; 47-yard catch from Rod Rutherford; 3-yard rush).
By Opponent: DNA

SPECIAL TEAMS INDIVIDUAL

Three field goals:

By Pitt: Sam Scarton (4) at Duke, 11-6-21.
By Opponent: Chad Ryland, Eastern Michigan, 12-26-19 (Quick Lane Bowl).

Four field goals:

By Pitt: Sam Scarton at Duke, 11-6-21.
By Opponent: Aaron Boumerhi, Boston College, 11-30-19.

Five field goals:

By Pitt: Conor Lee at Notre Dame, 11-1-08.
By Opponent: Joey Slye (6), Virginia Tech, 10-27-16.

50-yard field goal:

By Pitt: 52 and 53, Alex Kessman vs. Virginia Tech, 11-21-20.
By Opponent: 51, Chase McGrath, Tennessee, 9-10-22.

55-yard field goal:

By Pitt: 58, Alex Kessman at Boston College, 10-10-20.
By Opponent: 57, Jordan Stout, Penn State, 9-14-19.

Missed PAT kick (not blocked):

By Pitt: Sam Scarton vs. North Carolina, 11-11-21.
By Opponent: Parker Sampson, Western Michigan, 9-18-21.

Blocked PAT kick:

By Pitt: Ejuan Price vs. Syracuse (SU kicker Cole Murphy), 11-26-16.
By Opponent: Carlos Basham, Wake Forest (Pitt kicker Alex Kessman), 11-17-18.

70+ yard punt:

By Pitt: 73 yards, Kirk Christodoulou at Miami, 11-24-18.
By Opponent: 71 yards, Andrew Osteen, UCF, 9-21-19.

Blocked punt:

By Pitt: P.J. O'Brien vs. Tennessee, 9-10-22.
By Opponent: CJ Donaldson, West Virginia, 9-1-22.

Blocked punt for a touchdown:

By Pitt: Todd Sibley Jr. vs. Austin Peay, 11-yard return (blocked by Todd Sibley Jr.), 9-12-20.
By Opponent: Isaiah Foskey, Notre Dame, recovered in end zone (blocked by Isaiah Foskey), 10-24-20.

Blocked field goal:

By Pitt: SirVocea Dennis at Georgia Tech, 10-2-21.
By Opponent: Jahllil Taylor, North Carolina, 11-11-21.

Blocked field goal for a touchdown:

By Pitt: Bernard "Josh" Lay vs. Connecticut, 71 yards, 11-12-05.
By Opponent: Ronyell Whitaker, Virginia Tech, 71 yards, 11-3-01.

Kickoff return for a touchdown:

By Pitt: Israel Abanikanda vs. Virginia, 98 yards, 11-20-21.
By Opponent: Jaylen Stinson, Duke, 86 yards, 11-6-21.

Punt return for a touchdown (not blocked):

By Pitt: Rafael Araujo-Lopes at UCF, 86 yards, 9-29-18.
By Opponent: Otis Anderson, UCF, 87 yards, 9-21-19.

DEFENSE INDIVIDUAL

15+ tackles:

By Pitt: 15, Matt Galambos vs. Northwestern (Military Bowl), 12-28-16.
By Opponent: 16, Mikel Jones, Syracuse, 11-27-21.

20+ tackles:

By Pitt: 20, H.B. Blades at Louisville, 11-3-05.
By Opponent: 20, David Bavaro, Syracuse, 12-3-88.

Three sacks:

By Pitt: 3, Patrick Jones II at Boston College, 10-10-20.
By Opponent: 3, Greg Rousseau, Miami, 10-26-19.

Four sacks:

By Pitt: 5, Ejuan Price vs. Louisville, 11-21-15.
By Opponent: 4, Brandon Sharpe, Syracuse, 10-5-12.

Four tackles for loss:

By Pitt: 4, SirVocea Dennis vs. Notre Dame, 10-24-20.
By Opponent: 4, Quincy Roche, Miami, 10-17-20.

Two forced fumbles:

By Pitt: 2, Patrick Jones II at Duke, 10-5-19.
By Opponent: 2, Yasir Abdullah, Louisville, 9-26-20.

Two fumble recoveries:

By Pitt: 2, Rashad Weaver vs. Penn State, 9-8-18.
By Opponent: 2, Zaire Barnes, Western Michigan, 9-18-21.

Two interceptions:

By Pitt: Erick Hallett II at Western Michigan, 9-17-22.
By Opponent: Mario Goodrich, Clemson, 11-28-20.

Three interceptions:

By Pitt: Shawntae Spencer, vs. Ohio, 8-31-02.
By Opponent: Keion Carpenter, Virginia Tech, 9-26-98.

Interception return for a touchdown:

By Pitt: Marquis Williams at Western Michigan, 22 yards, 9-17-22.
By Opponent: Cal Haladay, Michigan State, 78 yards, 12-30-21 (Chick-fil-A Peach Bowl).

Two interception returns for touchdowns (same game):

By Pitt: Darrelle Revis, 19 yards, followed by Clint Session, 78 yards, vs. Virginia, 9-2-06.
By Opponent: USF, Nate Allen, 37 yards, followed by Trae Williams, 21 yards, 11-24-07.

Fumble return for a touchdown:

By Pitt: Cam Bright vs. Michigan State, 26 yards, 12-30-21 (Chick-fil-A Peach Bowl).
By Opponent: Norell Pollard, Virginia Tech, seven yards, 11-23-19.

Two defensive touchdowns (same game):

By Pitt: Ricky Gary (3-yard fumble return) and Scott McKillop (18-yard interception return) vs. Louisville, 11-8-08.
By Opponent: USF, Nate Allen (37-yard interception return) and Trae Williams (21-yard interception return), 11-24-07.

TEAM SCORING

40 points scored by team:

By Pitt: 45 vs. Rhode Island, 9-24-22.

By Opponent: 44, Western Michigan, 9-18-21.

50 points scored by team:

By Pitt: 54 at Duke, 11-6-21.

By Opponent: 52, Clemson, 11-28-20.

60 points scored by team:

By Pitt: 77 vs. New Hampshire, 9-25-21.

By Opponent: 61, Syracuse, 11-26-16.

70 points scored by team:

By Pitt: 77 vs. New Hampshire, 9-25-21.

By Opponent: 72, Ohio State, 9-21-16.

40+ point margin of victory (vs. FBS teams only):

By Pitt: 51-7 vs. UMass, 9-4-21.

By Opponent: 45-3 vs. Notre Dame, 10-24-20.

50+ point margin of victory (vs. FBS teams only):

By Pitt: 76-0 at Temple, 9-24-76.

By Opponent: 60-6 at Notre Dame, 11-16-96.

20 first-quarter points:

By Pitt: 21 at Georgia Tech, 10-2-21.

By Opponent: 21, Wake Forest (ACCF CG), 12-4-21.

20 second-quarter points:

By Pitt: 24 vs. Virginia, 11-20-21.

By Opponent: 21, Notre Dame, 10-24-20.

20 third-quarter points:

By Pitt: 21 vs. New Hampshire, 9-25-21.

By Opponent: 21, UCF, 9-21-19.

20 fourth-quarter points:

By Pitt: 20 vs. Syracuse, 11-26-16.

By Opponent: 21, Michigan State, 12-30-21 (Chick-fil-A Peach Bowl).

30 points scored in first half:

By Pitt: 30 at Duke, 11-6-21.

By Opponent: 31, Miami, 10-30-21.

30 points scored in second half:

By Pitt: 41 vs. Syracuse, 11-26-16.

By Opponent: 40, Syracuse, 11-26-16.

Failed to score a touchdown:

By Pitt: vs. Notre Dame, 10-24-20 (Pitt lost, 45-3).

By Opponent: Austin Peay, 9-12-20 (Pitt won, 55-0).

Shutout:

By Pitt: 55-0 vs. Austin Peay, 9-12-20.

By Opponent: Virginia Tech, 28-0, 11-23-19.

Shutout at home:

By Pitt: 55-0 vs. Austin Peay, 9-12-20.

By Opponent: Virginia Tech, 28-0, 11-23-19.

Shutout on the road:

By Pitt: 42-0 at Rutgers, 11-10-01.

By Opponent: West Virginia, 34-0, 8-31-96.

First half shutout:

By Pitt: 21-0 at Virginia Tech, 10-16-21 (Pitt won, 28-7).

By Opponent: Virginia Tech, 21-0, 11-23-19 (Pitt lost, 28-0).

Second half shutout:

By Pitt: 21-0 vs. Wake Forest (ACCF CG), 12-4-21 (Pitt won, 45-21).

By Opponent: North Carolina, 16-0, 11-11-21 (Pitt won, 30-23).

TEAM OFFENSE

500 yards in total offense:

By Pitt: 509 vs. Virginia, 11-20-21 (340 pass, 169 rush).

By Opponent: 514, Virginia, 11-20-21 (487 pass, 27 rush).

600 yards in total offense:

By Pitt: 636 at Duke, 11-6-21 (416 pass, 220 rush).

By Opponent: 619, Duke, 10-27-18 (396 pass, 223 rush).

700 yards in total offense:

By Pitt: 707 vs. New Hampshire, 9-25-21 (455 pass, 252 rush).

By Opponent: DNA.

300 yards passing:

By Pitt: 308 vs. West Virginia, 9-1-22 (16-for-24, 1 TD, 0 INT).

By Opponent: 325, Tennessee, 9-10-22 (27-for-42, 2 TD, 0 INT).

400 yards passing:

By Pitt: 416 at Duke, 11-6-21 (28-for-44, 3 TD).

By Opponent: 487, Virginia, 11-20-21 (36-for-51, 3 TD, 1 INT).

300 yards rushing:

By Pitt: 317 at Georgia Tech, 12-10-20 (54 att., 2 TD).

By Opponent: 301, Clemson, 12-1-18 (35 att., 4 TD).

400 yards rushing:

By Pitt: 492 vs. Virginia Tech, 11-10-18 (36 att., 6 TD).

By Opponent: 436, Georgia Tech, 9-23-17 (67 att., 5 TD).

40 minutes in possession time:

By Pitt: 41:09 at North Carolina, 9-24-16.

By Opponent: 40:15, Western Michigan, 9-18-21.

99-yard touchdown drive:

By Pitt: vs. Virginia Tech, 11-21-20 (4 plays, 1:12).

By Opponent: Georgia Tech, 9-15-18 (14 plays, 3:31).

15-play scoring drive:

By Pitt: vs. Rhode Island, 9-24-22 (16 plays, 82 yards, 7:35, TD).

By Opponent: Rhode Island, 9-24-22 (18 plays, 61 yards, 8:16, FG).

TEAM DEFENSE

Held opponent under 100 yards in total offense:

By Pitt: 64, vs. Delaware, 8-30-14 (33 rushing, 31 passing).
By Opponent: 94, Boston College, 10-7-95 (-11 rushing, 105 passing).

Held opponent under 100 yards passing:

By Pitt: 60 vs. New Hampshire, 9-25-21 (10-for-24, 1 TD, 1 INT).
By Opponent: 8, Clemson, 12-1-18 (4-for-16).

Held opponent under 50 yards passing:

By Pitt: 48 at Georgia Tech, 9-23-17 (4-for-7).
By Opponent: 8, Clemson, 12-1-18 (4-for-16).

Held opponent under 100 yards rushing:

By Pitt: 63 vs. Rhode Island, 9-24-22 (22 att.).
By Opponent: 76, West Virginia, 9-1-22 (38 att.).

Held opponent under 75 yards rushing:

By Pitt: 63 vs. Rhode Island, 9-24-22 (22 att.).
By Opponent: 68, Miami, 10-30-21 (23 att.).

Held opponent under 50 yards rushing:

By Pitt: 25 at Syracuse, 11-27-21 (30 att.).
By Opponent: 16, Clemson, 11-28-20 (24 att.).

Held opponent under 25 yards rushing:

By Pitt: 1 vs. Austin Peay, 9-12-20 (22 att.).
By Opponent: 16, Clemson, 11-28-20 (24 att.).

Held an opponent to negative yards rushing:

By Pitt: -1, vs. Louisville, 11-21-15 (24 att.).
By Opponent: -5, Georgia Tech, 11-2-13 (21 att.).

Forced six turnovers:

By Pitt: 6 at Duke, 10-5-19 (3 interceptions, 3 fumbles).
By Opponent: 6, Georgia Tech, 10-25-14 (6 fumbles).

Forced five turnovers:

By Pitt: 6 at Duke, 10-5-19 (3 interceptions, 3 fumbles).
By Opponent: 6, Georgia Tech, 10-25-14 (6 fumbles).

Forced four turnovers:

By Pitt: 4 vs. Wake Forest (ACCFGC), 12-4-21 (4 interceptions).
By Opponent: 5, Clemson, 11-28-20 (4 interceptions, 1 fumble).

Forced three interceptions:

By Pitt: 3 at Western Michigan, 9-17-22.
By Opponent: 4, Clemson, 11-28-20.

Recovered three fumbles:

By Pitt: 3 at Duke, 10-5-19.
By Opponent: 3, Boston College, 11-30-19.

PENALTIES

100+ yards in penalties:

By Pitt: 107 vs. Miami, 9 penalties, 10-30-21.
By Opponent: 104, North Carolina, 12 penalties, 11-11-21.

10+ penalties

By Pitt: 12 vs. Notre Dame, 93 yards, 10-24-20.
By Opponent: 11, West Virginia, 72 yards, 9-1-22.

Zero penalties:

By Pitt: vs. Youngstown State, 9-2-17.
By Opponent: West Virginia, 11-13-76.

OVERTIME GAMES

Overtime win at home:

By Pitt: 30-23 vs. North Carolina, 11-11-21.
By Opponent: Boston College, 31-30, 10-10-20.

Overtime win on the road:

By Pitt: 36-33 (4OT) at Notre Dame, 11-1-08.
By Opponent: Duke, 51-48 (2OT), 11-1-14.

PITT HISTORY IN OVERTIME GAMES

All-Time OT Games: 21 (10-11)

10T Games: 12 (7-5)

20T Games: 6 (1-5)

30T Games: 2 (1-1)

40T Games: 1 (1-0)

DATE	OPPONENT	RESULT
Sept. 14, 1996	Houston	L, 42-35
Oct. 25, 1997	at Rutgers	W, 55-48 (20T)
Nov. 28, 1997	at West Virginia	W, 41-38 (30T)
Oct. 7, 2000	at Syracuse	L, 24-17 (20T)
Oct. 26, 2002	Boston College	W, 19-16
Sept. 25, 2004	Furman	W, 41-38
Oct. 16, 2004	Boston College	W, 20-17
Nov. 6, 2004	at Syracuse	L, 38-31 (20T)
Sept. 9, 2005	at Ohio	L, 16-10
Nov. 11, 2006	at Connecticut	L, 46-45 (20T)
Oct. 10, 2007	Navy	L, 48-45 (20T)
Nov. 1, 2008	at Notre Dame	W, 36-33 (40T)
Sept. 2, 2010	at Utah	L, 27-24
Nov. 3, 2012	at Notre Dame	L, 29-26 (30T)
Nov. 1, 2014	Duke	L, 51-48 (20T)
Sept. 2, 2017	Youngstown State	W, 28-21
Oct. 6, 2018	Syracuse	W, 44-37
Nov. 14, 2019	North Carolina	W, 34-27
Oct. 10, 2020	at Boston College	L, 31-30
Nov. 11, 2021	North Carolina	W, 30-23
Sept. 10, 2022	Tennessee	L, 34-27

Pitt wins in bold

NCAA Statistics

Pittsburgh - 2022-23 Football Ranking Summary thru games 09/24/2022

Statistic	National Rank	Conference Rank	Value	National Leader	Value	Conference Leader	Value
3rd Down Conversion Pct (131 ranked)	50	6	0.444	Minnesota	0.788	Clemson	0.547
3rd Down Conversion Pct Defense (131 ranked)	70	10	0.375	Minnesota	0.143	Virginia Tech	0.204
4th Down Conversion Pct (125 ranked)	52	4	0.571	4 teams tied	1.000	Clemson	1.000
4th Down Conversion Pct Defense (130 ranked)	103	10	0.667	5 teams tied	0.000	NC State	0.125
Blocked Kicks (22 ranked)	22	4	1	6 teams tied	3	Clemson	3
Blocked Kicks Allowed (131 ranked)	89	10	1	88 teams tied	0	9 teams tied	0
Blocked Punts (13 ranked)	13	2	1	Bowling Green Rutgers Temple	3	Clemson	2
Blocked Punts Allowed (131 ranked)	106	12	1	105 teams tied	0	11 teams tied	0
Completion Percentage (131 ranked)	60	6	0.636	TCU	0.759	Duke	0.713
Defensive TDs (16 ranked)	5	1	2	4 teams tied	3	Pittsburgh	2
Fewest Penalties (131 ranked)	67	7	26	Navy	8	Boston College	16
Fewest Penalties Per Game (131 ranked)	65	7	6.50	Michigan	2.25	Boston College	4.00
Fewest Penalty Yards (131 ranked)	71	6	231	Navy	75	Boston College	114
Fewest Penalty Yards Per Game (131 ranked)	69	6	57.75	Michigan	21.00	Boston College	28.50
First Downs Defense (131 ranked)	39	4	69	James Madison	35	Miami (FL) NC State	55 55
First Downs Offense (131 ranked)	63	9	88	Minnesota	126	Miami (FL)	108
Fumbles Lost (128 ranked)	66	7	3	9 teams tied	0	Duke	0
Fumbles Recovered (99 ranked)	43	6	3	4 teams tied	7	Duke Virginia	7 7
Kickoff Return Defense (131 ranked)	46	8	18.86	Colorado	0.00	Duke	13.00
Kickoff Returns (128 ranked)	106	14	16.42	Miami (FL)	40.00	Miami (FL)	40.00
Net Punting (131 ranked)	125	13	32.18	Houston	46.25	North Carolina	45.36
Passes Had Intercepted (131 ranked)	9	1	1	8 teams tied	0	4 teams tied	1
Passes Intercepted (109 ranked)	39	6	4	Southern California	11	NC State	7
Passing Offense (131 ranked)	77	9	237.5	Washington	368.8	Wake Forest	314.0
Passing Yards Allowed (131 ranked)	69	9	223.0	Tulane	102.5	Florida St.	165.8
Passing Yards per Completion (131 ranked)	23	4	13.97	Army West Point	26.24	Florida St.	15.39
Punt Return Defense (131 ranked)	70	9	6.67	East Carolina	-12.33	Virginia Tech	-0.50
Punt Returns (131 ranked)	31	4	11.29	Kansas St.	93.00	NC State	17.20
Red Zone Defense (121 ranked)	113	11	0.929	UCF	0.400	Louisville	0.688
Red Zone Offense (131 ranked)	97	10	0.778	13 teams tied	1.000	Clemson Syracuse	1.000 1.000
Rushing Defense (131 ranked)	26	5	98.5	James Madison	26.3	Clemson	78.5
Rushing Offense (131 ranked)	48	6	181.5	Air Force	412.2	Florida St.	226.8
Sacks Allowed (131 ranked)	91	9	2.50	Oregon	0.00	Duke NC State Virginia Tech	1.00 1.00 1.00
Scoring Defense (131 ranked)	73	10	25.5	Iowa	5.8	NC State	11.8
Scoring Offense (131 ranked)	53	3	27.0	FIU	44.7	North Carolina	39.0
Tackles for Loss Allowed (131 ranked)	82	9	5.75	Georgia	1.75	Duke	3.50
Team Passing Efficiency (131 ranked)	53	7	148.60	Army West Point	243.20	North Carolina	187.08
Team Passing Efficiency Defense (131 ranked)	50	5	122.69	Illinois	74.22	NC State	94.72
Team Sacks (131 ranked)	19	3	3.00	Arkansas	5.00	Virginia	3.50
Team Tackles for Loss (131 ranked)	43	7	6.2	James Madison	10.7	Georgia Tech	8.2
Time of Possession (131 ranked)	5	1	35:18	Minnesota	40:33	Pittsburgh	35:18
Total Defense (131 ranked)	35	4	321.5	Minnesota	187.8	Virginia Tech	256.0
Total Offense (131 ranked)	65	8	419.0	Tennessee	559.2	Florida St.	503.8
Turnover Margin (131 ranked)	32	6	0.75	Southern California	3.50	Duke	1.50
Turnovers Gained (129 ranked)	36	7	7	Coastal Carolina Southern California	14	NC State Virginia	9 9
Turnovers Lost (130 ranked)	29	3	4	Southern California	0	Duke	2
Winning Percentage (129 ranked)	22	5	0.750	21 teams tied	1.000	4 teams tied	1.000

Statistic	Player	National Rank	Conference Rank	Value	National Leader	Value	Conference Leader	Value
All Purpose (199 ranked)	Israel Abanikanda Jared Wayne	2 119	1 11	180.25 88.33	Evan Hull, Northwestern	181.00	Israel Abanikanda, Pittsburgh	180.25
Blocked Kicks (2 ranked)					De'Von Fox, Temple	3		
Combined Kick Returns (199 ranked)	Israel Abanikanda M.J. Devonshire	27 135	2 16	183 75	Key'Shawn Smith, Miami (FL)	401	Key'Shawn Smith, Miami (FL)	401
Completion Percentage (128 ranked)	Kedon Slovis	40	3	0.667	J.J. McCarthy, Michigan	0.800	Riley Leonard, Duke	0.713
Completions Per Game (99 ranked)	Kedon Slovis	82	12	16.67	Will Rogers, Mississippi St.	35.00	Drake Maye, North Carolina	22.25
Field Goal Percentage (104 ranked)	Ben Sauls	73	8	0.667	25 players tied	1.000	4 players tied	1.000
Field Goals Per Game (127 ranked)	Ben Sauls	21	5	1.50	John Hoyland, Wyoming	2.40	Andre Szmyt, Syracuse	2.25
Forced Fumbles (77 ranked)	Marquis Williams John Morgan III Tylar Wiltz	33 77 77	5 11 11	0.33 0.25 0.25	Jacoby Windmon, Michigan St.	1.25	4 players tied	0.50
Fumbles Recovered (16 ranked)	Erick Hallett II Byron Floyd	1 16	1 4	2 1	15 players tied	2	Ayinde Eley, Georgia Tech Erick Hallett II, Pittsburgh Dax Hollifield, Virginia Tech	2 2 2
Interceptions Per Game (111 ranked)	Erick Hallett II Marquis Williams M.J. Devonshire	14 63 111	2 6 11	0.5 0.3 0.2	Bentlee Sanders, Nevada	0.8	Tyler Baker-Williams, NC State	0.7
Kickoff Return TDs (1 ranked)					14 players tied	1	Trey Benson, Florida St. Bryson Nesbit, North Carolina Key'Shawn Smith, Miami (FL)	1 1 1
Kickoff Returns (76 ranked)	Israel Abanikanda	61	7	18.3	Key'Shawn Smith, Miami (FL)	40.1	Key'Shawn Smith, Miami (FL)	40.1
Passes Defended (50 ranked)	A.J. Woods M.J. Devonshire	13 13	1 1	1.5 1.5	Joey Porter Jr., Penn St.	2.2	4 players tied	1.5
Passing Efficiency (128 ranked)	Kedon Slovis	51	7	150.3	Max Duggan, TCU	216.0	Drake Maye, North Carolina	188.5
Passing TDs (93 ranked)					Drake Maye, North Carolina Will Rogers, Mississippi St. C.J. Stroud, Ohio St.	16 16 16	Drake Maye, North Carolina	16
Passing Yards (130 ranked)	Kedon Slovis	95	14	692	Michael Penix Jr., Washington	1,388	Drake Maye, North Carolina	1,231
Passing Yards Per Game (130 ranked)	Kedon Slovis	62	7	230.7	Michael Penix Jr., Washington	347.0	Sam Hartman, Wake Forest	320.7
Passing Yards per Completion (128 ranked)	Kedon Slovis	25	4	13.84	Davis Brin, Tulsa	15.88	Jordan Travis, Florida St.	15.75
Points Responsible For (169 ranked)	Israel Abanikanda Ben Sauls	86 114	9 15	42 36	Drake Maye, North Carolina	104	Drake Maye, North Carolina	104
Points Responsible For Per Game (186 ranked)	Israel Abanikanda Ben Sauls	90 118	9 15	10.5 9.0	Sam Hartman, Wake Forest Drake Maye, North Carolina Spencer Sanders, Oklahoma St.	26.0 26.0 26.0	Sam Hartman, Wake Forest Drake Maye, North Carolina	26.0 26.0
Punt Return TDs (2 ranked)	M.J. Devonshire	2	1	1	Quadric Bullard, UCF	2	Sean Brown, NC State M.J. Devonshire, Pittsburgh	1 1
Punt Returns (73 ranked)					Anthony Gould, Oregon St.	24.6	Cam'Ron Kelly, North Carolina	12.8
Punting (74 ranked)					Joe Doyle, Memphis	47.8	Mark Vassett, Louisville	46.3
Receiving TDs (85 ranked)					Charlie Jones, Purdue Will Sheppard, Vanderbilt LaJohntay Wester, Fla. Atlantic	7 7 7	Jahmal Banks, Wake Forest	5
Receiving Yards (199 ranked)	Jared Wayne	74	7	265	Rashee Rice, SMU	565	Zay Flowers, Boston College	330
Receiving Yards Per Game (199 ranked)	Jared Wayne	26	1	88.3	Rashee Rice, SMU	141.2	Jared Wayne, Pittsburgh	88.3
Receptions Per Game (193 ranked)	Jared Wayne Konata Mumpfield	113 119	7 8	4.3 4.2	Charlie Jones, Purdue	10.2	Zay Flowers, Boston College	7.2
Rush Yards Per Carry (154 ranked)	Israel Abanikanda	38	4	5.77	Nicholas Singleton, Penn St.	8.95	Malik Cunningham, Louisville	7.05
Rushing TDs (78 ranked)	Israel Abanikanda	7	2	6	Blake Corum, Michigan	9	Will Shipley, Clemson	7
Rushing Yards (199 ranked)	Israel Abanikanda	6	1	479	Chase Brown, Illinois	604	Israel Abanikanda, Pittsburgh	479
Rushing Yards Per Game (200 ranked)	Israel Abanikanda	6	1	119.8	Chase Brown, Illinois	151.0	Israel Abanikanda, Pittsburgh	119.8
Sacks (96 ranked)	SirVocea Dennis Calijah Kancey	31 96	5 13	0.75 0.50	Drew Sanders, Arkansas Jacoby Windmon, Michigan St.	1.38 1.38	4 players tied	1.00
Scoring (154 ranked)	Israel Abanikanda Ben Sauls	10 29	2 7	10.5 9.0	Blake Corum, Michigan	13.5	Matthew Dennis, Wake Forest	11.0
Solo Tackles (43 ranked)					Power Echols, North Carolina	7.0	Power Echols, North Carolina	7.0
Tackles For Loss (41 ranked)					Ivan Pace Jr., Cincinnati	2.8	Ayinde Eley, Georgia Tech YaYa Diaby, Louisville	1.5 1.5
Total Interceptions (64 ranked)	Erick Hallett II M.J. Devonshire Marquis Williams	9 64 64	1 6 6	2 1 1	Bentlee Sanders, Nevada	4	5 players tied	2
Total Offense (200 ranked)	Kedon Slovis Israel Abanikanda	84 129	11 15	222.0 119.8	Frank Harris, UTSA	368.0	Drake Maye, North Carolina	353.2
Total Points Scored (149 ranked)	Israel Abanikanda Ben Sauls	10 31	2 7	42 36	Blake Corum, Michigan	54	Matthew Dennis, Wake Forest	44
Total Tackles (493 ranked)	SirVocea Dennis Brandon Hill Bangally Kamara	152 346 445	17 34 46	6.8 5.2 4.8	Jason Henderson, Old Dominion	16.2	Cedric Gray, North Carolina	11.8
Total Touchdowns (134 ranked)	Israel Abanikanda	5	1	7	Blake Corum, Michigan	9	Israel Abanikanda, Pittsburgh Will Shipley, Clemson	7 7
Yards per Pass Attempt (128 ranked)	Kedon Slovis	23	5	9.23	J.J. McCarthy, Michigan	11.55	Jordan Travis, Florida St.	10.38
Yards per Reception (200 ranked)	Jared Wayne Gavin Bartholomew	22 84	4 16	20.38 16.62	Cyrus Allen, Louisiana Tech	25.33	Lavel Davis Jr., Virginia	23.00



2022-23 Pittsburgh Football
Game Results
All games

Team Results

Date	Opponent		Score	Overall	Conf	Time	Attend
09/01/2022	West Virginia	W	38-31	1-0	0-0	4:07	70622
09/10/2022	Tennessee	Lot1	27-34	1-1	0-0	4:06	59785
09/17/2022	at Western Mich.	W	34-13	2-1	0-0	3:31	22875
09/24/2022	Rhode Island	W	45-24	3-1	0-0	3:02	54667



2022-23 Pittsburgh Football
Overall Team Statistics
All games

Team Statistics

	PITT	OPP
Scoring	144	102
Points per game	36.0	25.5
Points Off Turnovers	38	10
First Downs	88	69
Rushing	46	17
Passing	37	42
Penalty	5	10
Rushing Yardage	726	394
Yards gained rushing	832	505
Yards lost rushing	106	111
Rushing attempts	170	119
Average per rush	4.3	3.3
Average per game	181.5	98.5
TDs Rushing	11	6
Passing Yardage	950	892
Comp-Att-Int	68-107-1	74-131-4
Average per pass	8.9	6.8
Average per catch	14.0	12.1
Average per game	237.5	223.0
TDs Passing	4	6
Total offense	1676	1286
Total plays	277	250
Average per play	6.1	5.1
Average per game	419.0	321.5
Kick returns: #-Yards	12-197	7-132
Punt returns: #-Yards	7-79	6-40
Int returns: #-Yards	4-78	1-0
Kick return average	16.4	18.9
Punt return average	11.3	6.7
Int return average	19.5	0.0
Fumbles-Lost	7-3	6-3
Penalties-Yards	26-231	27-203
Average per game	57.8	50.8
Punts-Yards	11-394	22-889
Average per punt	35.8	40.4
Net punt average	33.4	37.1
Kickoffs-Yards	27-1678	20-1133
Average per kick	62.1	56.7
Net kick average	40.6	37.3
Time of possession / game	35:18	24:42
3rd-down conversion	24/54	21/56
3rd-down pct	44%	38%
4rd-down conversion	4/7	4/6



2022-23 Pittsburgh Football
Overall Team Statistics
All games

	PITT	OPP
4rd-down pct	57%	67%
Sacks by-Yards	12-83	10-82
Misc Yards	0	0
Touchdowns scored	18	12
Field goals - attempts	6-9	6-6
On-Side kicks	0-0	0-0
Red-zone scores	(14-18) 78%	(13-14) 93%
Red-zone touchdowns	(10-18) 56%	(9-14) 64%
PAT-attempts	(18-18) 100%	(12-12) 100%
2-point conversion-attempts	(0-0) 0%	(0-0) 0%
Attendance	185074	22875
Games / Avg per game	3/61691	1/22875
Neutral site games	-	0/0

Score by Periods

Team	1st	2nd	3rd	4th	OT	TOT
Pittsburgh	37	27	28	52	0	144
Opponents	17	37	17	24	7	102



**2022-23 Pittsburgh Football
Individual Statistics
All games**

Rushing

Player	gp	att	gain	loss	net	avg	td	lg	avg/g
Israel Abanikanda	4	83	492	13	479	5.8	6	76	119.8
Vincent Davis	4	23	148	0	148	6.4	1	21	37.0
Rodney Hammond Jr.	1	16	74	0	74	4.6	2	13	74.0
Kedon Slovis	3	12	29	55	-26	-2.2	0	14	-8.7
Daniel Carter	4	11	29	0	29	2.6	2	6	7.3
C'Bo Flemister	4	9	44	3	41	4.6	0	17	10.3
Nick Patti	1	4	5	18	-13	-3.3	0	5	-13.0
Bub Means	4	2	8	0	8	4.0	0	6	2.0
Nate Yarnell	1	2	0	10	-10	-5.0	0	0	-10.0
Konata Mumpfield	4	1	3	0	3	3.0	0	3	0.8
Team	4	7	0	7	-7	-1.0	0	0	-1.8
Total	4	170	832	106	726	4.3	11	76	181.5
Opponents	4	119	505	111	394	3.3	6	63	98.5

Punt Returns

Player	no.	yds	avg	td	lg
M.J. Devonshire	3	75	25.0	1	82
Jaylon Barden	2	-3	-1.5	0	0
Konata Mumpfield	2	1	0.5	0	3
Total	7	79	11.3	1	82
Opponents	6	40	6.7	0	14

Interceptions

Player	no.	yds	avg	td	lg
Erick Hallett II	2	0	0.0	0	0
M.J. Devonshire	1	56	56.0	1	56
Marquis Williams	1	22	22.0	1	22
Total	4	78	19.5	2	56
Opponents	1	0	0.0	0	0

Passing

Player	gp	effic	comp-att-int	pct	yds	td	lg	avg/g
Kedon Slovis	3	150.3	50-75-1	66.7	692	2	64	230.7
Nick Patti	1	94.7	9-20-0	45.0	79	1	21	79.0
Nate Yarnell	1	227.8	9-12-0	75.0	179	1	39	179.0
Total	4	148.6	68-107-1	63.6	950	4	64	237.5
Opponents	4	122.7	74-131-4	56.5	892	6	61	223.0

Kick Returns

Player	no.	yds	avg	td	lg
Israel Abanikanda	10	183	18.3	0	23
M.J. Devonshire	1	0	0.0	0	0
Vincent Davis	1	14	14.0	0	14
Total	12	197	16.4	0	23
Opponents	7	132	18.9	0	29

Receiving

Player	gp	no.	yds	avg	td	lg	avg/g
Konata Mumpfield	4	17	182	10.7	1	20	45.5
Bub Means	4	13	126	9.7	0	18	31.5
Jared Wayne	3	13	265	20.4	1	64	88.3
Gavin Bartholomew	4	8	133	16.6	1	57	33.3
Vincent Davis	4	4	47	11.8	0	22	11.8
Israel Abanikanda	4	4	59	14.8	1	24	14.8
Jaden Bradley	4	3	20	6.7	0	16	5.0
Jaylon Barden	4	2	14	7.0	0	17	3.5
Rodney Hammond Jr.	1	2	55	27.5	0	49	55.0
Gavin Thomson	3	1	8	8.0	0	8	2.7
Karter Johnson	3	1	41	41.0	0	41	13.7
Total	4	68	950	14.0	4	64	237.5
Opponents	4	74	892	12.1	6	61	223.0

Fumble Returns

Player	no.	yds	avg	td	lg
Erick Hallett II	2	0	0.0	0	0
Byron Floyd	1	0	0.0	0	0
Total	3	0	0.0	0	0
Opponents	3	0	0.0	0	0



**2022-23 Pittsburgh Football
Individual Statistics
All games**

Scoring

Player	td	fg	PAT						pts
			kick	rush	rcv	pass	dxp	saf	
Israel Abanikanda	7	-	-	-	-	-	-	-	42
Ben Sauls	-	6-9	18-18	-	-	-	-	-	36
M.J. Devonshire	2	-	-	-	-	-	-	-	12
Daniel Carter	2	-	-	-	-	-	-	-	12
Rodney Hammond Jr.	2	-	-	-	-	-	-	-	12
Marquis Williams	1	-	-	-	-	-	-	-	6
Vincent Davis	1	-	-	-	-	-	-	-	6
Jared Wayne	1	-	-	-	-	-	-	-	6
Gavin Bartholomew	1	-	-	-	-	-	-	-	6
Konata Mumpfield	1	-	-	-	-	-	-	-	6
Total	18	6-9	18-18	0	0	0	0	0	144
Opponents	12	6-6	12-12	0	0	0	0	0	102

Total Offense

Player	g	plays	rush	pass	total	avg/g
Kedon Slovis	3	87	-26	692	666	222.0
Israel Abanikanda	4	83	479	0	479	119.8
Nate Yarnell	1	14	-10	179	169	169.0
Vincent Davis	4	23	148	0	148	37.0
Rodney Hammond Jr.	1	16	74	0	74	74.0
Nick Patti	1	24	-13	79	66	66.0
C'Bo Flemister	4	9	41	0	41	10.3
Daniel Carter	4	11	29	0	29	7.3
Bub Means	4	2	8	0	8	2.0
Konata Mumpfield	4	1	3	0	3	0.8
Team	4	0	-7	0	-7	-1.8
Total	4	277	726	950	1676	419.0
Opponents	4	250	394	892	1286	321.5

Field Goals

Player	fg	pct.	01-19	20-29	30-39	40-49	50-99	lg	blk
Ben Sauls	6-9	66.7	0-0	1-2	3-4	2-3	0-0	48	0
Opponents	6-6	100.0	0-0	1-1	3-3	1-1	1-1	51	0

Punting

Player	no.	yds	avg	lg	tb	fc	i20	50+	blk
Sam Vander Haar	10	394	39.4	53	0	2	2	1	0
Team	1	0	0.0	0	0	0	0	0	1
Total	11	394	35.8	53	0	2	2	1	1
Opponents	22	889	40.4	55	0	9	5	2	1

FG Sequence

Team Name	Pittsburgh	Opponents
West Virginia	(42)	(24)
Tennessee	(30),46,36,(35)	(37),(51)
Western Mich.	(48),(23),27	(32),(40)
Rhode Island	(31)	(34)

Kickoffs

Player	no.	yds	avg	tb	ob	retn	net	ydl
Ben Sauls	27	1678	62.1	17	0			
Total	27	1678	62.1	17	0	8	40.6	24
Opponents	20	1133	56.7	6	0	13	37.3	27

Numbers in (parentheses) indicate field goal was made



2022-23 Pittsburgh Football
Individual Statistics
All games

All Purpose

Player	g	rush	rcv	pr	kr	ir	total	avg/g
Israel Abanikanda	4	479	59	0	183	0	721	180.3
Jared Wayne	3	0	265	0	0	0	265	88.3
Vincent Davis	4	148	47	0	14	0	209	52.3
Konata Mumpfield	4	3	182	1	0	0	186	46.5
Bub Means	4	8	126	0	0	0	134	33.5
Gavin Bartholomew	4	0	133	0	0	0	133	33.3
M.J. Devonshire	4	0	0	75	0	56	131	32.8
Rodney Hammond Jr.	1	74	55	0	0	0	129	129.0
Karter Johnson	3	0	41	0	0	0	41	13.7
C'Bo Flemister	4	41	0	0	0	0	41	10.3
Daniel Carter	4	29	0	0	0	0	29	7.3
Marquis Williams	3	0	0	0	0	22	22	7.3
Jaden Bradley	4	0	20	0	0	0	20	5.0
Jaylon Barden	4	0	14	-3	0	0	11	2.8
Gavin Thomson	3	0	8	0	0	0	8	2.7
P.J. O'Brien	4	0	0	6	0	0	6	1.5
Nate Yarnell	1	-10	0	0	0	0	-10	-10.0
Nick Patti	1	-13	0	0	0	0	-13	-13.0
Kedon Slovis	3	-26	0	0	0	0	-26	-8.7
Team	4	-7	0	0	0	0	-7	-1.8
Total	4	726	950	79	197	78	2030	507.5
Opponents	4	394	892	40	132	0	1458	364.5



2022-23 Pittsburgh Football
Overall Defense Statistics
All games

Team Defense

#	Player	gp	Tackles				tfl/yds	Sacks no-yds	Pass defense			Fumbles		blkd	
			ua	a	tot	no-yds			int-yds	brup	qbh	fr-yds	ff	kick	saf
7	SirVocea Dennis	4	10	17	27	3.5-24	3-23	.	1	1	
9	Brandon Hill	4	11	10	21	
11	Bangally Kamara	4	8	11	19	0.5-0	.	.	3	1	
8	Calijah Kancey	4	7	7	14	4-18	2-12	.	.	2	
31	Erick Hallett II	4	10	4	14	1-1	.	2-0	2	.	2-0	.	.	.	
12	M.J. Devonshire	4	7	5	12	.	.	1-56	5	
87	Habakkuk Baldonado	3	3	8	11	1.5-3	0.5-2	.	.	1	
10	Tylar Wiltz	4	4	6	10	0.5-1	.	.	1	.	.	1	.	.	
30	Brandon George	3	5	5	10	1.5-6	1-6	.	1	
32	Shayne Simon	4	5	4	9	.	.	.	4	1	
6	John Morgan III	4	5	3	8	4-22	1-7	.	.	4	.	1	.	.	
25	A.J. Woods	4	5	2	7	2-3	.	.	6	
50	Dayon Hayes	2	1	6	7	
2	David Green	4	2	5	7	1.5-8	1.5-8	
23	Solomon DeShields	4	2	4	6	2-9	1-8	
0	Judson Tallandier II	4	2	4	6	
15	Rashad Battle	3	5	1	6	
20	Javon McIntyre	4	4	2	6	
41	Jehvonn Lewis	4	2	3	5	
92	Tyler Bentley	4	2	3	5	
14	Marquis Williams	3	5	.	5	1-2	.	1-22	.	.	.	1	.	.	
96	Chris Maloney	3	1	3	4	
57	Bam Brima	4	3	1	4	
95	Devin Danielson	2	.	3	3	
4	Nahki Johnson	1	2	1	3	1-8	1-8	
3	Kyi Wright	4	.	3	3	
22	P.J. O'Brien	4	1	1	2	1	.	
55	Sean FitzSimmons	1	1	1	2	1-9	1-9	
90	Deandre Jules	4	1	.	1	
4	Daniel Carter	4	1	.	1	
86	Gavin Bartholomew	4	1	.	1	
16	Nate Temple	3	1	.	1	
19	Jahvante Royal	2	1	.	1	
94	Elliot Donald	2	.	1	1	.	.	.	1	
49	Byron Floyd	4	1-0	.	.	.	
5	Deslin Alexandre	1	1	2	
Totals		4	118	124	242	25-114	12-83	4-78	25	12	3-0	3	1	0	
Opponents		4	148	154	302	23-110	10-82	1-0	10	23	3-0	6	1	0	



**2022-23 Pittsburgh Football
Team Game-by-Game
All games**

Date	Opponent	Rushing				Receiving				Passing				Kick Returns				Punt Returns				tot off		
		no.	yds	td	lg	no.	yds	td	lg	cmp	att	int	yds	td	lg	no.	yds	td	lg	no.	yds		td	lg
09/01/2022	West Virginia	38	76	3	14	16	308	1	64	16	24	0	308	1	64	2	43	0	23	1	3	0	3	384
09/10/2022	Tennessee	39	141	1	76	23	274	2	57	23	44	1	274	2	57	2	30	0	16	0	6	0	6	415
09/17/2022	at Western Mich.	52	238	2	23	9	179	1	39	9	12	0	179	1	39	4	75	0	22	3	-5	0	0	417
09/24/2022	Rhode Island	41	271	5	67	20	189	0	41	20	27	0	189	0	41	4	49	0	19	3	75	1	82	460
Pittsburgh		170	726	11	76	68	950	4	64	68	107	1	950	4	64	12	197	0	23	7	79	1	82	1676
Opponents		119	394	6	63	74	892	6	61	74	131	4	892	6	61	7	132	0	29	6	40	0	14	1286

Pittsburgh Averages

Games	Avg/ rush	Avg/ catch	Pass effic	KR avg	PR avg	All purpose avg/game	Total offense avg/game
4	4.3	14.0	148.6	16.4	11.3	507.5	419.0

Date	Opponent	Tackles			Sacks	Fumble	Pass Defense			blkd	PAT attempts			off				
		ua	a	total	tfl-yds	no-yds	ff	fr-yds	int-yds	qbh	brup	kick	kick	rush	rcv	saf	t/o	pts
09/01/2022	West Virginia	36	40	76	8.0-38	3-22	2	1-0	1-56	8	10	0	5-5	0	0	0	14	38
09/10/2022	Tennessee	32	44	76	6.0-21	3-15	1	2-0	0-0	1	4	1	3-3	0	0	0	10	27
09/17/2022	at Western Mich.	29	8	37	4.0-18	2-16	0	0-0	3-22	1	3	0	4-4	0	0	0	14	34
09/24/2022	Rhode Island	21	32	53	7.0-37	4-30	0	0-0	0-0	2	8	0	6-6	0	0	0	0	45
Pittsburgh		118	124	242	25.0-114	12-83	3	3-0	4-78	12	25	1	18-18	0	0	0	38	144
Opponents		148	154	302	23.0-110	10-82	6	3-0	1-0	23	10	1	12-12	0	0	0	10	102

Date	Opponent	Punting										Field Goals			Kickoffs			
		no.	yds	avg	long	blkd	tb	fc	50+	i20	md-att	long	blkd	no.	yds	avg	tb	ob
09/01/2022	West Virginia	6	214	35.7	53	1	0	2	1	2	1-1	42	0	7	410	58.6	3	0
09/10/2022	Tennessee	2	69	34.5	39	0	0	0	0	0	2-4	35	0	6	390	65.0	5	0
09/17/2022	at Western Mich.	2	77	38.5	42	0	0	0	0	0	2-3	48	0	7	429	61.3	4	0
09/24/2022	Rhode Island	1	34	34.0	34	0	0	0	0	0	1-1	31	0	7	449	64.1	5	0
Pittsburgh		11	394	35.8	53	1	0	2	1	2	6-9	48	0	27	1678	62.1	17	0
Opponents		22	889	40.4	55	1	0	9	2	5	6-6	51	0	20	1133	56.7	6	0



**2022-23 Pittsburgh Football
Opponents Game-by-Game
All games**

Date	Opponent	Rushing				Receiving				Passing				Kick Returns				Punt Returns				tot off		
		no.	yds	td	lg	no.	yds	td	lg	cmp	att	int	yds	td	lg	no.	yds	td	lg	no.	yds		td	lg
09/01/2022	West Virginia	33	190	2	44	23	214	2	32	23	40	1	214	2	32	2	31	0	19	2	25	0	14	404
09/10/2022	Tennessee	35	91	2	14	27	325	2	61	27	42	0	325	2	61	1	29	0	29	2	3	0	4	416
09/17/2022	at Western Mich.	29	50	0	16	7	130	1	44	7	19	3	130	1	44	2	36	0	24	1	12	0	12	180
09/24/2022	Rhode Island	22	63	2	63	17	223	1	45	17	30	0	223	1	45	2	36	0	19	1	0	0	0	286
Opponents		119	394	6	63	74	892	6	61	74	131	4	892	6	61	7	132	0	29	6	40	0	14	1286
Pittsburgh		170	726	11	76	68	950	4	64	68	107	1	950	4	64	12	197	0	23	7	79	1	82	1676

Opponents Averages

Games	Avg/ rush	Avg/ catch	Pass effic	KR avg	PR avg	All purpose avg/game	Total offense avg/game
4	3.3	12.1	122.7	18.9	6.7	364.5	321.5

Date	Opponent	Tackles			Sacks	Fumble	Pass Defense	blkd	PAT attempts	off								
		ua	a	total	tfl-yds	no-yds	ff	fr-yds	int-yds	qbh	brup	kick	kick	rush	rcv	saf	t/o	pts
09/01/2022	West Virginia	33	28	61	6.0-40	5-39	1	1-0	0-0	3	3	1	4-4	0	0	0	0	31
09/10/2022	Tennessee	43	26	69	9.0-45	4-34	2	1-0	1-0	16	4	0	4-4	0	0	0	7	34
09/17/2022	at Western Mich.	46	36	82	6.0-20	1-9	1	1-0	0-0	1	2	0	1-1	0	0	0	3	13
09/24/2022	Rhode Island	26	64	90	2.0-5	0-0	2	0-0	0-0	3	1	0	3-3	0	0	0	0	24
Opponents		148	154	302	23.0-110	10-82	6	3-0	1-0	23	10	1	12-12	0	0	0	10	102
Pittsburgh		118	124	242	25.0-114	12-83	3	3-0	4-78	12	25	1	18-18	0	0	0	38	144

Date	Opponent	Punting										Field Goals			Kickoffs			
		no.	yds	avg	long	blkd	tb	fc	50+	i20	md-att	long	blkd	no.	yds	avg	tb	ob
09/01/2022	West Virginia	6	247	41.2	48	0	0	4	0	3	1-1	24	0	5	317	63.4	2	0
09/10/2022	Tennessee	6	213	35.5	49	1	0	2	0	2	2-2	51	0	5	322	64.4	3	0
09/17/2022	at Western Mich.	5	211	42.2	50	0	0	2	1	0	2-2	40	0	5	240	48.0	0	0
09/24/2022	Rhode Island	5	218	43.6	55	0	0	1	1	0	1-1	34	0	5	254	50.8	1	0
Opponents		22	889	40.4	55	1	0	9	2	5	6-6	51	0	20	1133	56.7	6	0
Pittsburgh		11	394	35.8	53	1	0	2	1	2	6-9	48	0	27	1678	62.1	17	0



**2022-23 Pittsburgh Football
Team Game Highs
All games**

Pittsburgh - Game Highs

RUSHES	52	at Western Mich. (09/17/2022)
YARDS RUSHING	271	Rhode Island (09/24/2022)
YARDS PER RUSH	6.6	Rhode Island (09/24/2022)
TD RUSHES	5	Rhode Island (09/24/2022)
PASS ATTEMPTS	44	Tennessee (09/10/2022)
PASS COMPLETIONS	23	Tennessee (09/10/2022)
YARDS PASSING	308	West Virginia (09/01/2022)
YARDS PER PASS	14.9	at Western Mich. (09/17/2022)
TD PASSES	2	Tennessee (09/10/2022)
TOTAL PLAYS	83	Tennessee (09/10/2022)
TOTAL OFFENSE	460	Rhode Island (09/24/2022)
YARDS PER PLAY	6.8	Rhode Island (09/24/2022)
POINTS	45	Rhode Island (09/24/2022)
SACKS BY	4	Rhode Island (09/24/2022)
FIRST DOWNS	25	Rhode Island (09/24/2022)
PENALTIES	9	Rhode Island (09/24/2022)
PENALTY YARDS	97	Rhode Island (09/24/2022)
TURNOVERS	2	Tennessee (09/10/2022)
PUNTS	6	West Virginia (09/01/2022)
PUNTING AVG	38.5	at Western Mich. (09/17/2022)
LONG PUNT	53	West Virginia (09/01/2022)
PUNTS INSIDE 20	2	West Virginia (09/01/2022)
LONG PUNT RETURN	82	Rhode Island (09/24/2022)



2022-23 Pittsburgh Football
Opponent Match Highs
All games

Opponent - Game Highs

RUSHES	35	Tennessee (09/10/2022)
YARDS RUSHING	190	West Virginia (09/01/2022)
YARDS PER RUSH	5.8	West Virginia (09/01/2022)
TD RUSHES	2	Rhode Island (09/24/2022)
	2	Tennessee (09/10/2022)
	2	West Virginia (09/01/2022)
PASS ATTEMPTS	42	Tennessee (09/10/2022)
PASS COMPLETIONS	27	Tennessee (09/10/2022)
YARDS PASSING	325	Tennessee (09/10/2022)
YARDS PER PASS	7.7	Tennessee (09/10/2022)
TD PASSES	2	Tennessee (09/10/2022)
	2	West Virginia (09/01/2022)
TOTAL PLAYS	77	Tennessee (09/10/2022)
TOTAL OFFENSE	416	Tennessee (09/10/2022)
YARDS PER PLAY	5.5	West Virginia (09/01/2022)
POINTS	34	Tennessee (09/10/2022)
SACKS BY	5	West Virginia (09/01/2022)
FIRST DOWNS	23	West Virginia (09/01/2022)
PENALTIES	11	West Virginia (09/01/2022)
PENALTY YARDS	72	West Virginia (09/01/2022)
TURNOVERS	3	at Western Mich. (09/17/2022)
PUNTS	6	Tennessee (09/10/2022)
	6	West Virginia (09/01/2022)
PUNTING AVG	43.6	Rhode Island (09/24/2022)
LONG PUNT	55	Rhode Island (09/24/2022)
PUNTS INSIDE 20	3	West Virginia (09/01/2022)
LONG PUNT RETURN	14	West Virginia (09/01/2022)



**2022-23 Pittsburgh Football
Individual Game Highs
All games**

Pittsburgh - Individual Game Highs

RUSHES	31	Israel Abanikanda at Western Mich. (09/17/2022)
YARDS RUSHING	177	Israel Abanikanda vs Rhode Island (09/24/2022)
TD RUSHES	4	Israel Abanikanda vs Rhode Island (09/24/2022)
LONG RUSH	76	Israel Abanikanda vs Tennessee (09/10/2022)
PASS ATTEMPTS	27	Kedon Slovis vs Rhode Island (09/24/2022)
PASS COMPLETIONS	20	Kedon Slovis vs Rhode Island (09/24/2022)
YARDS PASSING	308	Kedon Slovis vs West Virginia (09/01/2022)
TD PASSES	1	Nate Yarnell at Western Mich. (09/17/2022)
	1	Nick Patti vs Tennessee (09/10/2022)
	1	Kedon Slovis vs Tennessee (09/10/2022)
	1	Kedon Slovis vs West Virginia (09/01/2022)
LONG PASS	64	Kedon Slovis vs West Virginia (09/01/2022)
RECEPTIONS	7	Jared Wayne vs Tennessee (09/10/2022)
YARDS RECEIVING	94	Jared Wayne at Western Mich. (09/17/2022)
TD RECEPTIONS	1	Konata Mumpfield at Western Mich. (09/17/2022)
	1	Jared Wayne vs Tennessee (09/10/2022)
	1	Gavin Bartholomew vs Tennessee (09/10/2022)
	1	Israel Abanikanda vs West Virginia (09/01/2022)
LONG RECEPTION	64	Jared Wayne vs West Virginia (09/01/2022)
PUNTS	5	Sam Vander Haar vs West Virginia (09/01/2022)
PUNTING AVG	42.8	Sam Vander Haar vs West Virginia (09/01/2022)
LONG PUNT	53	Sam Vander Haar vs West Virginia (09/01/2022)
PUNTS INSIDE 20	2	Sam Vander Haar vs West Virginia (09/01/2022)
LONG PUNT RETURN	82	M.J. Devonshire vs Rhode Island (09/24/2022)
LONG KICKOFF RETURN	23	Israel Abanikanda vs West Virginia (09/01/2022)
TACKLES	10	SirVocea Dennis vs West Virginia (09/01/2022)
SACKS	1.5	Calijah Kancey vs Rhode Island (09/24/2022)
TACKLES FOR LOSS	3	John Morgan III vs West Virginia (09/01/2022)



2022-23 Pittsburgh Football
Opponent Individual Match Highs
All games

Opponent - Individual Game Highs

RUSHES	16	Tony Mathis vs West Virginia (09/01/2022)
YARDS RUSHING	125	CJ Donaldson vs West Virginia (09/01/2022)
TD RUSHES	2	Marques DeShields vs Rhode Island (09/24/2022)
	2	Jabari Small vs Tennessee (09/10/2022)
LONG RUSH	63	Marques DeShields vs Rhode Island (09/24/2022)
PASS ATTEMPTS	42	Hendon Hooker vs Tennessee (09/10/2022)
PASS COMPLETIONS	27	Hendon Hooker vs Tennessee (09/10/2022)
YARDS PASSING	325	Hendon Hooker vs Tennessee (09/10/2022)
TD PASSES	2	Hendon Hooker vs Tennessee (09/10/2022)
	2	JT Daniels vs West Virginia (09/01/2022)
LONG PASS	61	Hendon Hooker vs Tennessee (09/10/2022)
RECEPTIONS	11	Jalin Hyatt vs Tennessee (09/10/2022)
YARDS RECEIVING	162	Cedric Tillman vs Tennessee (09/10/2022)
TD RECEPTIONS	2	Bryce Ford-Wheaton vs West Virginia (09/01/2022)
LONG RECEPTION	61	Cedric Tillman vs Tennessee (09/10/2022)
FIELD GOALS	2	Palmer Domschke at Western Mich. (09/17/2022)
	2	Chase McGrath vs Tennessee (09/10/2022)
LONG FIELD GOALS	51	Chase McGrath vs Tennessee (09/10/2022)
PUNTS	6	Oliver Straw vs West Virginia (09/01/2022)
PUNTING AVG	43.6	Davey Schaum-Bartocci vs Rhode Island (09/24/2022)
LONG PUNT	55	Davey Schaum-Bartocci vs Rhode Island (09/24/2022)
PUNTS INSIDE 20	3	Oliver Straw vs West Virginia (09/01/2022)
LONG PUNT RETURN	14	Hershey McLaurin vs West Virginia (09/01/2022)
LONG KICKOFF RETURN	29	Jimmy Holiday vs Tennessee (09/10/2022)
TACKLES	14	Aaron Beasley vs Tennessee (09/10/2022)
SACKS	1.5	Dante Stills vs West Virginia (09/01/2022)
	1.5	Jared Bartlett vs West Virginia (09/01/2022)
TACKLES FOR LOSS	2	Ryan Selig at Western Mich. (09/17/2022)
	2	Byron Young vs Tennessee (09/10/2022)
	2	Tyler Baron vs Tennessee (09/10/2022)
	2	Dante Stills vs West Virginia (09/01/2022)
INTERCEPTIONS	1	Trevon Flowers vs Tennessee (09/10/2022)



**2022-23 Pittsburgh Football
Games Played
All games**

##	Player	GP-GS	WVU	UT	WMU	URI
0	Judson Tallandier II	4/0	XXX	XXX	XXX	XXX
2	David Green	4/3	XXX	START	START	START
2	Israel Abanikanda	4/4	START	START	START	START
3	Kyi Wright	4/0	XXX	XXX	XXX	XXX
3	Khalil Anderson	0/0
4	Daniel Carter	4/2	START	XXX	XXX	START
4	Nahki Johnson	1/0	XXX
5	Deslin Alexandre	1/1	START
5	Jared Wayne	3/3	START	START	START	...
6	John Morgan III	4/3	XXX	START	START	START
6	Rodney Hammond Jr.	1/0	XXX
7	SirVocea Dennis	4/4	START	START	START	START
7	Jaden Bradley	4/0	XXX	XXX	XXX	XXX
8	Calijah Kancey	4/4	START	START	START	START
8	Karter Johnson	3/0	...	XXX	XXX	XXX
9	Kedon Slovis	3/3	START	START	...	START
9	Brandon Hill	4/4	START	START	START	START
10	Tylar Wiltz	4/0	XXX	XXX	XXX	XXX
10	Jaylon Barden	4/0	XXX	XXX	XXX	XXX
11	Bangally Kamara	4/4	START	START	START	START
12	M.J. Devonshire	4/2	XXX	START	XXX	START
12	Nick Patti	1/0	...	XXX
14	Marquis Williams	3/3	START	START	START	...
14	Konata Mumpfield	4/3	XXX	START	START	START
15	Bub Means	4/2	XXX	START	XXX	START
15	Rashad Battle	3/0	XXX	XXX	XXX	...
16	Derek Kyler	0/0
16	Nate Temple	3/0	XXX	XXX	XXX	...
17	Jake Frantl	0/0
17	Samuel Okunlola	0/0
18	Eli Kosanovich	0/0
18	Ryland Gandy	3/0	XXX	XXX	...	XXX
19	Jahvante Royal	2/0	XXX	XXX
19	Nate Yarnell	1/1	START	...
20	Myles Alston	1/0	XXX
20	Javon McIntyre	4/0	XXX	XXX	XXX	XXX
21	Che Nwabuko	0/0
22	Vincent Davis	4/1	XXX	XXX	START	XXX
22	P.J. O'Brien	4/0	XXX	XXX	XXX	XXX
23	Solomon DeShields	4/0	XXX	XXX	XXX	XXX
24	C'Bo Flemister	4/0	XXX	XXX	XXX	XXX
24	Tamarion Crumpley	0/0
25	A.J. Woods	4/3	START	XXX	START	START
26	Anthony Summey	0/0
27	Buddy Mack III	3/0	XXX	XXX	...	XXX
28	Noah Biglow	2/0	XXX	...	XXX	...
29	Josh Junko	0/0
29	Luke DelGaudio	4/0	XXX	XXX	XXX	XXX
30	Brandon George	3/0	...	XXX	XXX	XXX
31	Erick Hallett II	4/4	START	START	START	START
32	Shayne Simon	4/4	START	START	START	START
35	Isaiah Stewart	0/0
35	Hudson Primus	0/0
37	Angelo Priore	0/0
37	Stephon Hall	3/0	...	XXX	XXX	XXX
38	Kyle Louis	0/0
39	Myles Canton	1/0	XXX
40	Addison Copeland III	0/0
41	Jehvonn Lewis	4/0	XXX	XXX	XXX	XXX
43	Cole Mitchell	0/0



**2022-23 Pittsburgh Football
Games Played
All games**

##	Player	GP-GS	WVU	UT	WMU	URI
44	Jimmy Scott	0/0
45	Dante Caputo	0/0
46	Sam Williams	1/0	XXX
46	Peter Vardzel	0/0
47	Aydin Henningham	0/0
47	Caden Smith	0/0
49	Byron Floyd	4/0	XXX	XXX	XXX	XXX
50	Jason Collier	3/0	XXX	...	XXX	XXX
50	Dayon Hayes	2/0	XXX	XXX
53	Jake Kradel	4/4	START	START	START	START
53	Dorien Ford	1/0	XXX
54	Trey Andersen	0/0
54	Dylan Bennett	3/0	XXX	XXX	XXX	...
55	Marcus Minor	4/4	START	START	START	START
55	Sean FitzSimmons	1/0	XXX
56	Will King IV	0/0
57	Gabe Houy	1/0	XXX
57	Bam Brima	4/1	XXX	XXX	XXX	START
58	Terrence Moore	4/0	XXX	XXX	XXX	XXX
59	Nick Lapi	4/0	XXX	XXX	XXX	XXX
60	Owen Drexel	2/2	START	START
61	Ryan Jacoby	4/2	START	XXX	START	XXX
62	Dakota Peters	0/0
63	Matt Altsman	0/0
66	George French II	0/0
68	Blake Zubovic	4/3	START	XXX	START	START
69	Matt Metrosky	0/0
70	Ryan Baer	0/0
72	Isaiah Montgomery	0/0
74	Terrence Enos Jr.	0/0
76	Matt Goncalves	4/4	START	START	START	START
77	Carter Warren	4/4	START	START	START	START
78	Branson Taylor	4/0	XXX	XXX	XXX	XXX
80	Isaiah Nesmith	0/0
82	Gavin Thomson	3/0	...	XXX	XXX	XXX
83	Dylan Deveney	0/0
84	Jake McConnachie	1/0	XXX
85	Josh Altsman	0/0
86	Gavin Bartholomew	4/2	XXX	START	XXX	START
87	Habakkuk Baldonado	3/3	START	START	START	...
88	Jake Renda	4/0	XXX	XXX	XXX	XXX
90	Deandre Jules	4/0	XXX	XXX	XXX	XXX
90	Ben Sauls	4/0	XXX	XXX	XXX	XXX
91	Sam Scarton	0/0
92	Tyler Bentley	4/0	XXX	XXX	XXX	XXX
92	Cam Guess	4/0	XXX	XXX	XXX	XXX
93	James Fineran	0/0
94	Elliot Donald	2/0	XXX	XXX
94	Sam Vander Haar	4/0	XXX	XXX	XXX	XXX
95	Devin Danielson	2/1	START	XXX
95	Caleb Junko	1/0	XXX
96	Chris Maloney	3/0	...	XXX	XXX	XXX



2022-23 Pittsburgh Football
Total Tackles Game-by-Game
All games

Total Tackles

Player	S-A	Total	WVU	UT	WMU	URI
SirVocea Dennis	10-17	27	4-6	1-6	3-0	2-5
Brandon Hill	11-10	21	3-4	6-3	1-2	1-1
Bangally Kamara	8-11	19	3-6	3-4	2-0	0-1
Erick Hallett II	10-4	14	5-1	2-1	2-0	1-2
Calijah Kancey	7-7	14	2-2	1-3	3-0	1-2
M.J. Devonshire	7-5	12	1-2	4-1	-	2-2
Habakkuk Baldonado	3-8	11	0-4	1-3	2-1	DNP
Brandon George	5-5	10	DNP	3-2	2-2	0-1
Tylar Wiltz	4-6	10	-	1-4	2-0	1-2
Shayne Simon	5-4	9	2-3	2-1	1-0	-
John Morgan III	5-3	8	3-1	1-1	-	1-1
A.J. Woods	5-2	7	1-1	-	2-1	2-0
David Green	2-5	7	0-2	1-2	1-1	-
Dayon Hayes	1-6	7	1-3	0-3	DNP	DNP
Rashad Battle	5-1	6	4-1	-	1-0	DNP
Javon McIntyre	4-2	6	1-0	-	1-0	2-2
Solomon DeShields	2-4	6	-	0-3	2-0	0-1
Judson Tallandier II	2-4	6	1-1	1-2	-	0-1
Marquis Williams	5-0	5	2-0	3-0	-	DNP
Tyler Bentley	2-3	5	-	0-2	2-0	0-1
Jehvonn Lewis	2-3	5	1-0	0-1	0-1	1-1
Bam Brima	3-1	4	-	1-0	1-0	1-1
Chris Maloney	1-3	4	DNP	-	-	1-3
Nahki Johnson	2-1	3	DNP	DNP	DNP	2-1
Kyi Wright	0-3	3	0-1	0-1	-	0-1
Devin Danielson	0-3	3	0-2	0-1	DNP	DNP
Sean FitzSimmons	1-1	2	DNP	DNP	DNP	1-1
P.J. O'Brien	1-1	2	-	-	-	1-1
Jahvante Royal	1-0	1	-	DNP	DNP	1-0
Nate Temple	1-0	1	-	1-0	-	DNP
Gavin Bartholomew	1-0	1	1-0	-	-	-
Daniel Carter	1-0	1	1-0	-	-	-
Deandre Jules	1-0	1	-	-	1-0	-
Elliot Donald	0-1	1	DNP	DNP	-	0-1



**2022-23 Pittsburgh Football
Rushing/Receiving Game-by-Game
All games**

Rushing

Player	No-Yds/TD	WVU	UT	WMU	URI
Israel Abanikanda	83-479/6	8-15/0	25-154/1	31-133/1	19-177/4
Vincent Davis	23-148/1	-	5-14/0	11-83/0	7-51/1
Rodney Hammond Jr.	16-74/2	16-74/2	DNP	DNP	DNP
Kedon Slovis	12--26/0	7--20/0	4--13/0	DNP	1-7/0
Daniel Carter	11-29/2	2-4/1	-	2-6/1	7-19/0
C'Bo Flemister	9-41/0	1-0/0	-	4-28/0	4-13/0
Nick Patti	4--13/0	DNP	4--13/0	DNP	DNP
Bub Means	2-8/0	1-2/0	-	-	1-6/0
Nate Yarnell	2--10/0	DNP	DNP	2--10/0	DNP
Konata Mumpfield	1-3/0	1-3/0	-	-	-

Receiving

Player	No-Yds/TD	WVU	UT	WMU	URI
Konata Mumpfield	17-182/1	5-71/0	4-34/0	3-35/1	5-42/0
Jared Wayne	13-265/1	3-89/0	7-82/1	3-94/0	DNP
Bub Means	13-126/0	3-44/0	3-26/0	1-18/0	6-38/0
Gavin Bartholomew	8-133/1	1-9/0	5-84/1	1-37/0	1-3/0
Israel Abanikanda	4-59/1	1-24/1	1-21/0	1--5/0	1-19/0
Vincent Davis	4-47/0	-	1-13/0	-	3-34/0
Jaden Bradley	3-20/0	1-16/0	-	-	2-4/0
Rodney Hammond Jr.	2-55/0	2-55/0	DNP	DNP	DNP
Jaylon Barden	2-14/0	-	2-14/0	-	-
Karter Johnson	1-41/0	DNP	-	-	1-41/0
Gavin Thomson	1-8/0	DNP	-	-	1-8/0



Punt Returns

Player	No-Yds	WVU	UT	WMU	URI
M.J. Devonshire	3-75	-	-	-	3-75
Konata Mumpfield	2-1	1-3	-	1--2	-
Jaylon Barden	2--3	-	-	2--3	-

Kick Returns

Player	No-Yds	WVU	UT	WMU	URI
Israel Abanikanda	10-183	2-43	1-16	4-75	3-49
Vincent Davis	1-14	-	1-14	-	-
M.J. Devonshire	1-0	-	-	-	1-0

Interceptions Returns

Player	No-Yds	WVU	UT	WMU	URI
Erick Hallett II	2-0	-	-	2-0	-
M.J. Devonshire	1-56	1-56	-	-	-
Marquis Williams	1-22	-	-	1-22	DNP

Fumble Returns

Player	No-Yds	WVU	UT	WMU	URI
Erick Hallett II	2-0	1-0	1-0	-	-
Byron Floyd	1-0	-	1-0	-	-



2022-23 Pittsburgh Football
Sacks Game-by-Game
All games

Player	UA-A	Total	WVU	UT	WMU	URI
SirVocea Dennis	2-2	3	1-10	0.5-2	1-8	0.5-3
Calijah Kancey	1-2	2	-	0.5-2	-	1.5-10
David Green	1-1	1.5	0.5-3	1-5	-	-
Nahki Johnson	1-0	1	DNP	DNP	DNP	1-8
John Morgan III	1-0	1	1-7	-	-	-
Solomon DeShields	1-0	1	-	-	1-8	-
Brandon George	1-0	1	DNP	1-6	-	-
Sean FitzSimmons	1-0	1	DNP	DNP	DNP	1-9
Habakkuk Baldonado	0-1	0.5	0.5-2	-	-	DNP



**2022-23 Pittsburgh Football
Tackles For Loss Game-by-Game
All games**

Player	UA-A	Total	WVU	UT	WMU	URI
John Morgan III	4-0	4.0	3.0-18	-	-	1.0-4
Calijah Kancey	3-2	4.0	1.0-2	1.5-6	-	1.5-10
SirVocea Dennis	2-3	3.5	1.0-10	0.5-2	1.0-8	1.0-4
Solomon DeShields	2-0	2.0	-	-	2.0-9	-
A.J. Woods	2-0	2.0	-	-	1.0-1	1.0-2
David Green	1-1	1.5	0.5-3	1.0-5	-	-
Brandon George	1-1	1.5	DNP	1.5-6	-	-
Habakkuk Baldonado	1-1	1.5	0.5-2	1.0-1	-	DNP
Nahki Johnson	1-0	1.0	DNP	DNP	DNP	1.0-8
Marquis Williams	1-0	1.0	1.0-2	-	-	DNP
Erick Hallett II	1-0	1.0	1.0-1	-	-	-
Sean FitzSimmons	1-0	1.0	DNP	DNP	DNP	1.0-9
Tylar Wiltz	0-1	0.5	-	0.5-1	-	-
Bangally Kamara	0-1	0.5	-	-	-	0.5-0



2022-23 Pittsburgh Football
Fumbles Game-by-Game
All games

Fumbles

Player	No-Lost	WVU	UT	WMU	URI
Kedon Slovis	5-1	1-1	2-0	DNP	2-0
Jaylon Barden	1-1	-	-	1-1	-
C'Bo Flemister	1-0	1-0	-	-	-

Fumbles Forced

Player	Number	WVU	UT	WMU	URI
John Morgan III	1	1	-	-	-
Tylar Wiltz	1	-	1	-	-
Marquis Williams	1	1	-	-	DNP

Fumbles Recovered

Player	Number	WVU	UT	WMU	URI
Erick Hallett II	2	1	1	-	-
Byron Floyd	1	-	1	-	-



2022-23 Pittsburgh Football
Passing Game-by-Game
All games

#9 Kedon Slovis	Comp	Att	Int	Pct	Yards	TD	Long	Sacked	Effic.
West Virginia	16	24	0	66.7	308	1	64	5-39	188.2
Tennessee	14	24	1	58.3	195	1	57	2-16	132.0
Rhode Island	20	27	0	74.1	189	0	41	0-0	132.9
Totals	50	75	1	66.7	692	2	64	7-55	150.3

#12 Nick Patti	Comp	Att	Int	Pct	Yards	TD	Long	Sacked	Effic.
Tennessee	9	20	0	45.0	79	1	21	2-18	94.7
Totals	9	20	0	45.0	79	1	21	2-18	94.7

#19 Nate Yarnell	Comp	Att	Int	Pct	Yards	TD	Long	Sacked	Effic.
Western Mich.	9	12	0	75.0	179	1	39	1-9	227.8
Totals	9	12	0	75.0	179	1	39	1-9	227.8



2022-23 Pittsburgh Football
All-Purpose Yards Game-by-Game
All games

Player	Total	WVU	UT	WMU	URI
Israel Abanikanda	721	82	191	203	245
Jared Wayne	265	89	82	94	DNP
Vincent Davis	209	-	41	83	85
Konata Mumpfield	186	77	34	33	42
Bub Means	134	46	26	18	44
Gavin Bartholomew	133	9	84	37	3
M.J. Devonshire	131	56	-	-	75
Rodney Hammond Jr.	129	129	DNP	DNP	DNP
Karter Johnson	41	DNP	-	-	41
C'Bo Flemister	41	-	-	28	13
Daniel Carter	29	4	-	6	19
Marquis Williams	22	-	-	22	DNP
Jaden Bradley	20	16	-	-	4
Jaylon Barden	11	-	14	-3	-
Gavin Thomson	8	DNP	-	-	8
P.J. O'Brien	6	-	6	-	-
Nate Yarnell	-10	DNP	DNP	-10	DNP
Nick Patti	-13	DNP	-13	DNP	DNP
Kedon Slovis	-26	-20	-13	DNP	7