2022

MEDIA GUIDE

EXCELLENCE | EVERLASTING | ENERGY | EVOLUTION

COMMUNICATIONS & PR



MIKE FLYNN
Associate AD
Communications & Public Relations

MIKE STAMUS
Associate Director
Communications & Public Relations

LIZ RYAN
Associate Director
Communications & Public Relations

ANDREW CLAUSEN
Assistant Director
Communications & Public Relations



T.J. STRICKLIN
Assistant Director
Communications & Public Relations

BECCA GADDY
Postgraduate Intern
Communications & Public Relations

GEORGIA TECH ATHLETICS COMMUNICATIONS & PUBLIC RELATIONS

Arthur B. Edge Jr. Intercollegiate Athletics Center
150 Bobby Dodd Way NW, Atlanta, GA 30332
Phone: 404-894-5445 | www.RamblinWreck.com

COMMUNICATIONS & PUBLIC RELATIONS

MIKE FLYNN Associate AD / Communications & Public Relations
Responsibilities: Football[1]
Alma Mater: Miami (Ohio), 2001 | **Joined GTAA:** June 2016
Office: 404-894-5445 | **Cell:** 828-964-6406 | **Email:** mflynn@athletics.gatech.edu | @MFlynnGT

MIKE STAMUS Associate Director
Responsibilities: Men's Basketball, Golf, Football Credentials
Alma Mater: Virginia Tech, 1983 | **Joined GTAA:** August 1983
Office: 404-894-5445 | **Cell:** 404-218-9723 | **Email:** mstamus@athletics.gatech.edu | @BusterStamus

LIZ RYAN Associate Director
Responsibilities: Women's Basketball, Women's Tennis
Alma Mater: North Carolina, 2007 | **Joined GTAA:** August 2016
Office: 404-894-5445 | **Cell:** 404-431-9619 | **Email:** lryan@athletics.gatech.edu

ANDREW CLAUSEN Assistant Director
Responsibilities: Football[2], Baseball, Swimming & Diving
Alma Mater: Appalachian State, 2016 | **Joined GTAA:** September 2018
Office: 404-894-5445 | **Cell:** 678-764-0867 | **Email:** aclausen@athletics.gatech.edu | @Guruandrew

T.J. STRICKLIN Assistant Director
Responsibilities: Volleyball, Softball
Alma Mater: Auburn, 2018 | **Joined GTAA:** February 2021
Office: 404-894-5445 | **Cell:** 256-454-0338 | **Email:** tstricklin@athletics.gatech.edu | @StricklinTJ

BECCA GADDY Postgraduate Intern
Responsibilities: Track and Field, Cross Country, Men's Tennis, Swimming & Diving[2], Men's Basketball[2]
Alma Mater: Northeastern, 2022 | **Joined GTAA:** August 2022
Office: 404-894-5445 | **Cell:** 757-621-4517 | **Email:** rgaddy@athletics.gatech.edu

QUICK FACTS & TABLE OF CONTENTS

THE INSTITUTE

Official Name	Georgia Institute of Technology
Enrollment	43,859
Location	Atlanta, Ga.
Founded	1885
Nicknames	Rambling Wreck, Yellow Jackets
Mascots	Buzz; 1930 Model "A" Ford
Colors	Old Gold and White
Institute Website	www.gatech.edu
Athletics Website	www.ramblinwreck.com
Facility	O'Keefe Gymnasium (1,500)
Conference	Atlantic Coast
President	Dr. Angel Cabrera
Director of Athletics	Todd Stansbury
Senior Women's Administrator	Joeleen Akin

COACHES

Head Coach	Michelle Collier (USF, 2002)
Phone	(404) 894-5453
Email	mcollier@athletics.gatech.edu
Year at Tech	Eighth
Associate Head Coach	Claudio Pinheiro (Universidade Gama Filho)
Email	cpinheiro@gtathletics.org
Year at Tech	Fifth
Assistant Coach	Arielle Wilson (Penn State, 2011)
Phone	(404) 219-3454
Email	awilson@athletics.gatech.edu
Year at Tech	Third

TEAM INFORMATION

2021 Overall Record:	26-6, 14-4 ACC
2021 Home Record:	12-3
2021 Away Record:	10-2
2021 Neutral Record:	4-1
2021 Conference Finish:	4th
Starters Returning/Lost:	4+Libero/2
Lettermen Returning/Lost:	13/5

CALL US GEORGIA TECH

The Georgia Institute of Technology is the official title, but Georgia Tech will work fine, or just Tech. We are never 'Georgia Tech University'.

TABLE OF CONTENTS

The Institute/Table of Contents 1
Follow GT Volleyball 2-3
O'Keefe Gymnasium 4-5
2022 Team Roster 6
Student-Athlete bios 8-16
Head Coach Michelle Collier 17-18
Associate Head Coach Claudio Pinheiro 18
Assistant Coach Arielle Wilson 19
Director of Operations Jill Jameson 20
Director of Olympic Sports Player Development Scott McDonald 20
Athletic Trainer Carla Gilson 20
All-Americans 22-23
National & ACC Athletic Honors 24-25
Academic Honors 25-26
Georgia Tech Sports Hall of Fame 26
All-Time Letterwinners 27
All-Time Coaches 28
Results vs. Opponents 29
Series History 30-39
Year-by-Year Results 40-48
AVCA Ranking History 49
Georgia Tech in the Olympics 50-51
Post-Season History 52
Career Records 54
Single-Match Records 55
Season Records 56
Season Leaders 57-58
Miscellaneous Records 59
2022 Schedule 60

FOLLOW GEORGIA TECH VOLLEYBALL

YELLOW JACKETS ON WREK RADIO

WREK Radio (91.1 FM in Atlanta/www.wrek.org) is the home of the Georgia Tech volleyball team. Kurt Hoyt enters his 20th season calling the play-by-play for the Yellow Jackets' matches.

TECH ON TV

Three matches (Oct. 2 at Louisville, Oct. 9 vs. Pitt and Oct. 12 vs. Clemson) will be televised on ACC Network. The remainder of Georgia Tech volleyball home matches will appear on the ACC Network Extra or the ACC Regional Sport Network during the 2022 season, with road match broadcasting determined by host institutions.

CREDENTIALS

Requests: Contact T.J. Stricklin via phone (404.894.5445) or email (tstricklin@athletics.gatech.edu) at least 24 hours in advance.
Press Area: Located on west side of stands at midcourt.

INTERVIEWS

All interview requests for head coach Michelle Collier or any Georgia Tech volleyball player or staff member should be directed to T.J. Stricklin in the athletic communications & public relations office. Players and coaches are not available match-day until after the conclusion of the match.

POST-MATCH PROCEDURE

No formal press conference is held following a Georgia Tech volleyball match. Coaches and players are available following a brief team meeting at the conclusion of every match. All interview requests should be directed to T.J. Stricklin.

PRACTICE COVERAGE

Media wishing to attend a practice or set up interviews should contact T.J. Stricklin at least one day in advance. Interviews will take place before or after practice at O'Keefe Gymnasium or virtually.

2022 SCHEDULE

Aug.14	***Gold-White Scrimmage***	***4 p.m.***
Aug. 21	South Carolina (Exhibition)	3 p.m.
Aug. 26	Ole Miss+	7 p.m.
Aug. 27	Illinois+	3 p.m.
Sept. 2	***Dayton^***	***7 p.m.***
Sept. 3	***Arizona State^***	***4 p.m.***
Sept. 4	***FIU^***	***1 p.m.***
Sept. 8	***BYU#***	***7 p.m.***
Sept. 11	***Ohio State#***	***1 p.m.***
Sept. 15	Arkansas	7 p.m.
Sept. 17	Georgia	1 p.m.
Sept. 23	***Wake Forest****	***7 p.m.***
Sept. 25	***Virginia Tech****	***1 p.m.***
Sept. 30	Notre Dame*	7 p.m.
Oct. 2	Louisville*	2 p.m.
Oct. 7	***Virginia****	***7 p.m.***
Oct. 9	***Pitt*$***	***2 p.m.***
Oct. 12	***Clemson****	***8 p.m.***
Oct. 14	Duke*	6:30 p.m.
Oct. 21	***Boston College****	***7 p.m.***
Oct. 23	***Syracuse****	***1 p.m.***
Oct. 28	North Carolina*	7 p.m.
Oct. 30	NC State*	1 p.m.
Nov. 4	Miami*	7 p.m.
Nov. 6	Florida State*	1 p.m.
Nov. 11	***Louisville****	***7 p.m.***
Nov. 18	Clemson*	7 p.m.
Nov. 23	Pitt*	5 p.m.
Nov. 26	***Florida State****	***1 p.m.***

* Denotes ACC Match
$ Denotes McCamish Pavilion Match
# Denotes Georgia Tech Classic
^ Denotes GT Invitational
+ Denotes Ole Miss Invitational
All times Eastern and subject to change
Home matches are in ***bold***

FOLLOW GEORGIA TECH VOLLEYBALL

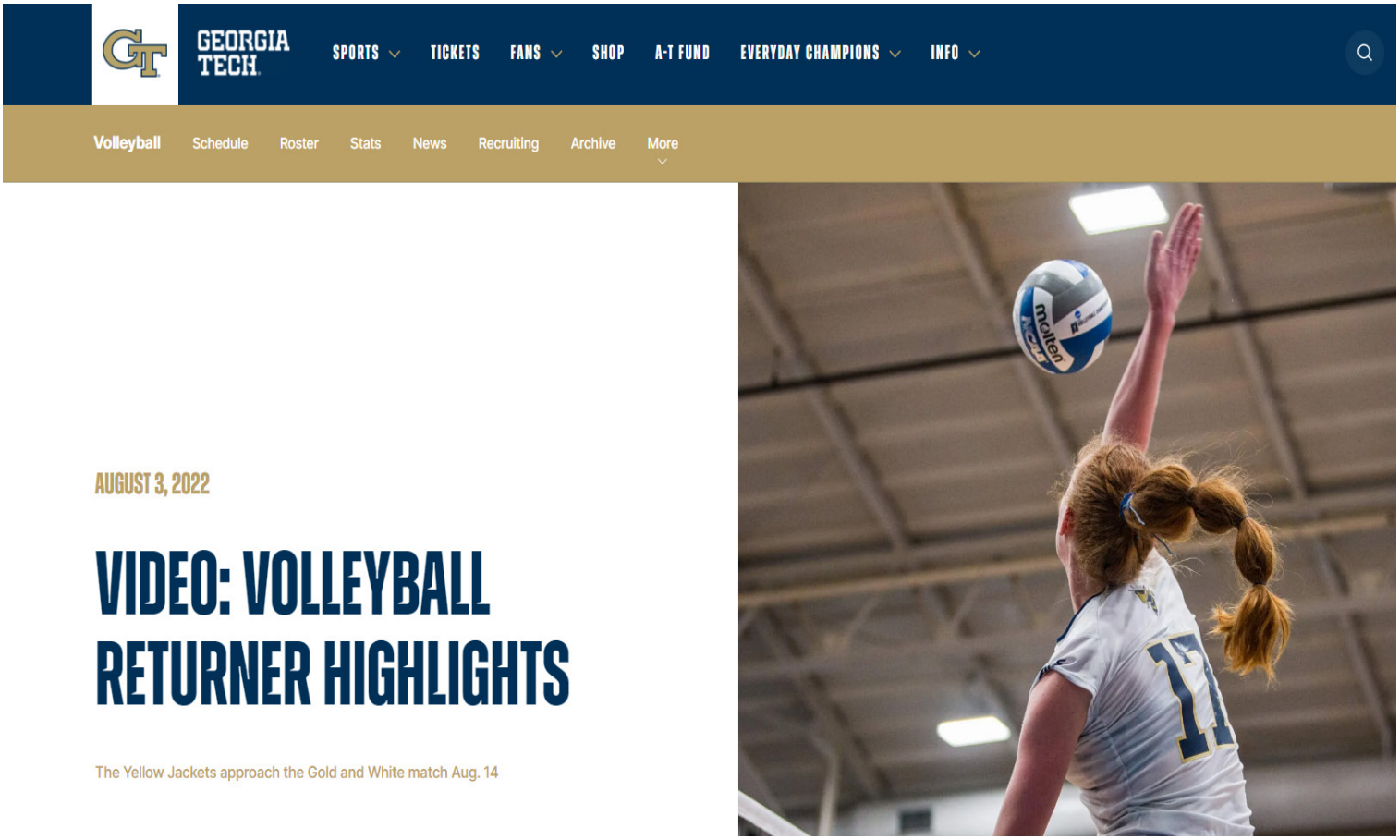

Follow the Georgia Tech volleyball team all season long through a variety of outlets including www.RamblinWreck.com, Facebook, Twitter, YouTube and Instagram.

Fans can follow the home contests on the radio via WREK, 91.1 FM in Atlanta, which will broadcast Georgia Tech's home matches. Veteran Kurt Hoyt will handle the play-by-play duties. All home matches will be broadcast.

Georgia Tech Volleyball

@GTVolleyball

GTVolleyball

Georgia Tech Yellow Jackets

INFORMATION

O'KEEFE GYM



The Yellow Jackets enjoy home court advantage with loud fans at each and every match.

Year	Record
1995	13-2
1996	13-3
1997	10-6
1998	10-2
1999	7-8
2000	8-3
2001	11-2
2002	16-1
2003	15-0
2004	14-1
2005	10-5
2006	13-5
2007	11-4
2008	8-4
2009	13-3
2010	8-7
2011	8-7
2012	12-3
2013	6-5
2014	8-5
2015	9-6
2016	11-2
2017	10-7
2018	15-6
2019	17-1
2020	6-1
2021	12-3

Total at O'Keefe:
294-102 (.742)

O'Keefe Gymnasium, home of the Yellow Jacket volleyball team since 1995, is one of the premier volleyball facilities in the Southeast. The site of 14 Georgia Tech matches in 2022, O'Keefe Gym is known for its rowdy atmosphere, excellent sight lines and loud acoustics.

Over the years, O'Keefe Gym has served multiple purposes. Originially utilized as the gymnasium for O'Keefe High School in the 1950's, the gym was given to Georgia Tech in the 1960's and served as the location for many club sports for the Institute.

Since 1995, the gym has undergone various renovation projects, including the addition of a new floor, which was installed following the 2003 season, and a new locker room, which was added prior to the 2006 season.

O'Keefe Gymnasium underwent a nearly $1 million dollar renovation in 2006, which included adding new home and visitors locker rooms, a coaches' lounge, training room, players' lounge and student-athlete study area to the facility. The Yellow Jackets' new lounge and locker room area is complete with leather couches, big-screen televisions, work stations, a pool table and serves as a location for team meetings before and after matches and practices.

Prior to the 2017 season, the court at O'Keefe was replaced with a brand new Taraflex floor. The new court is the same kind of court that has been used in 11 consecutive Olympic Games. It is valued for its shock absorption and injury prevention.

During the 2018 season, Tech played under a videoboard in O'Keefe Gymnasium for the first time.

O'KEEFE GYM

POINT TECH!

It symbolizes the unmatched atmosphere and unparalleled excitement that engulfs O'Keefe Gymnasium during Georgia Tech volleyball matches.

The rowdy crowds, which have consistently ranked in the top 50 nationally, follow each volley intently, rise to their feet and yell "POINT TECH" each time the Yellow Jackets score.

From the introductions to the pep band to post-match autographs, Georgia Tech is known for having the most loyal volleyball fans throughout the South.

MATCH DAY AT O'KEEFE -

An electric atmosphere unlike anywhere else

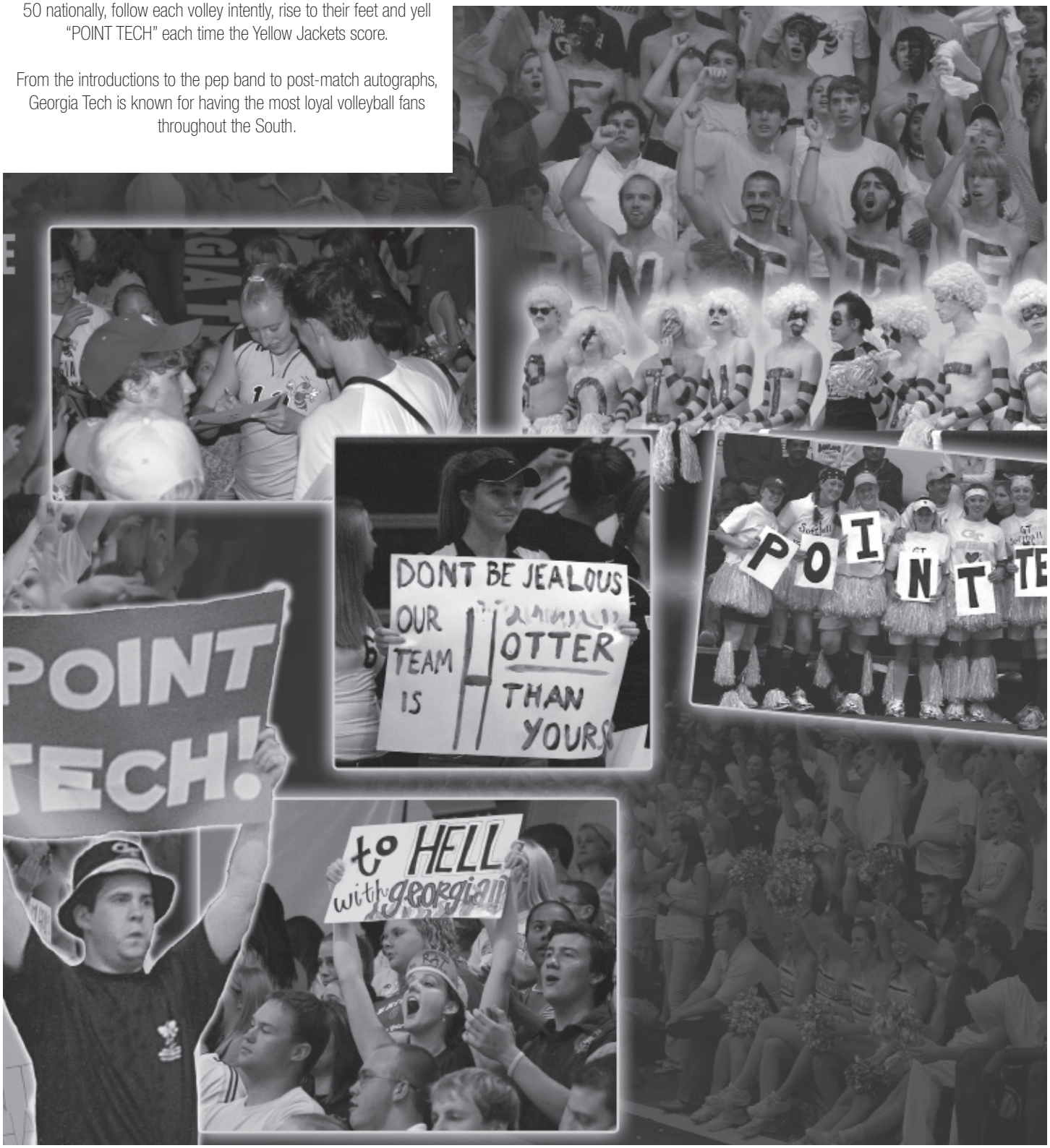

2022 GEORGIA TECH VOLLEYBALL

Front Row (L to R): Isabella D'Amico, Paola Pimentel, Nicole Drewnick, Erin Moss, Michelle Collier, Breland Morrissette, Julia Bergmann, Tali Marmen, Elizabeth Patterson
Back Row (L to R): Claudio Pinheiro, Jill Jameson, Lauren Sanden, Tamara Otene, Bianca Bertolino, Mikayla White, Leia Harper, Laura Fischer, Anna Boezi, Kali Engeman, Ashlyn Goolsby, Cara Bianco, Arielle Wilson, Carla Gilson, Scott McDonald

No.	Name	Pos.	Ht.	Yr.	Hometown(High School/Previous School)
2	Cara Bianco	Defensive Specialist/Libero	5-6	FR	Milton, Ga. (Blessed Trinity High School)
3	Anna Boezi	Right Side/Middle Blocker	6-2	FR	Dayton, Ohio (Troy High School)
4	Lauren Sanden	Defensive Specialist/Libero	5-9	SO	Ashburn, Va. (Riverside High School)
5	Bianca Bertolino	Outside Hitter	6-0	SO	San Guillermo-Santa Fe, Argentina (Colegio Santa Catalina de Siena)
6	Tali Marmen	Outside Hitter	6-2	GR	Ariel, Israel (UCF)
7	Elizabeth Patterson	Setter/Defensive Specialist	5-9	JR	Birmingham, Ala. (The Altamont School)
8	Paola Pimentel	Defensive Specialist/Libero	5-6	SR	Rio de Janeiro, Brazil (Miami Dade College)
9	Tamara Otene	Outside Hitter	6-0	JR	Auckland, New Zealand (Illinois State)
10	Isabella D'Amico	Setter	6-0	JR	Westerville, Ohio (St. Francis DeSales High School)
11	Breland Morrissette	Middle Blocker	6-1	GR	Birmingham, Ala. (The Altamont School)
12	Leia Harper	Outside Hitter/Right Side	6-2	SO	Martinsburg, W.V. (Spring Mills High School)
14	Kali Engeman	Middle Blocker	6-1	SO	Excelsior, Minn. (Minnetonka High School)
15	Ashlyn Goolsby	Setter	5-11	SO	Marietta, Ga. (Walton High School)
17	Julia Bergmann	Outside Hitter	6-5	SR	Munich, Germany (Amplo [Brusque, Brazil])
18	Laura Fischer	Right Side/Middle Blocker	6-3	SO	Longwood, Fla. (Brantley High School)
20	Nicole Drewnick	Setter	6-1	SR	Dallas, Texas (Nebraska)
23	Erin Moss	Middle Blocker	6-2	SR	Valdosta, Ga. (Valwood School)
24	Mikayla White	Outside Hitter	6-1	FR	Leesburg, Ga. (Lee County High School)

Coaching Staff

Head Coach - Michelle Collier, Ninth Season
Associate Head Coach - Claudio Pinheiro, Sixth Season
Assistant Coach/Recruiting Coordinator - Arielle Wilson, Fourth Season
Director of Operations - Jill Jameson, Sixth Season

STUDENT-ATHLETE PROFILES

8-14

STUDENT-ATHLETE PROFILES | Returners

INFORMATION

17
JULIA BERGMANN

6-5 • SR • OH • MUNICH, GERMANY
AMPLO HIGH SCHOOL (BRUSQUE, BRAZIL)

2021 (Junior): Earned AVCA First Team All-American honors, owning back-to-back all-American recognitions … Paired with Mariana Brambilla, became Georgia Tech's first pair to earn first team all-American honors and the first Yellow Jackets to be named First Team All-Americans since Kele Eveland in 2003, previously the only player in ACC history to garner the recognition … First Yellow Jacket on record to be voted AVCA East Coast Region Player of the Year … Named AVCA East Coast All-Region for the third straight year … Selected All-ACC First Team for the third consecutive season … Fourth Yellow Jacket in program history to be named ACC Player of the Year … Unanimous All-ACC First Team selection for the third straight season … Received AVCA Player of the Week selection, the first time a Yellow Jacket has received the award for best player in the nation for the week since Kele Eveland on Sep. 15, 2003. … Earned the national recognition after leading Tech to a 3-0 start over then No. 12 Penn State (Aug. 27), UCF (Aug. 27) and St. John's (Aug. 28) with 53 kills (4.82 per set) on a .325 hitting percentage, 30 digs, five service aces and four total blocks (three solo) … Named ACC Player of the Week four times, leading the conference as the first to rack up as many recognitions since 2015 … Second ACC Player of the Week recognition followed her 42 kill (5.25 per set), .410 hitting percentage, 15 dig and five total block weekend as she propelled the Jackets to a sweep of Virginia and a 3-2 victory over then No. 2 Pitt for the highest ranked triumph in program history … Led the Jackets with 497 kills (4.44 per set) and 36 service aces along with pitching in on the defensive end with 292 digs and 67 total blocks (22 solo, 45 assisted) … On a national scale, those marks placed her 12th in the NCAA in points (577.5) and 13th in the country in kills (497) as she led the league in both categories … Other notable numbers include ranking 16th in the country in points per set (5.16) and 21st in the nation in kills per set (4.44), placing second in the conference in both categories … Also eclipsed 1,000 career kills this season, owning 1,193 to date … Compiled season-high 30 kills against Notre Dame (Oct. 1), the highest total by any Yellow Jacket on the season, second most by a player in the ACC and her second career entry into the 30 kill club tying the seventh-most kills in a match in program history … Piled up 24 kills at a .386 clip, including a pair of aces as well as six digs and four total blocks (one solo, three assisted) in the historic triumph over Pitt … Started in all 32 matches, competing in all 112 sets … 29 matches with double digit kills, including eight with 20 or more kills … 13 matches with double digit digs, including a season-high 20 digs in Tech's Elite Eight season finale against No. 1 Louisville … 11 double doubles on the year … Voted UCF Challenge MVP and all-tournament team … Also named to Long Beach State Tournament and Georgia Tech Classic all-tournament teams … Helped Georgia Tech finish with some of the top numbers in the country, pacing the nation in kills per set (15.18) and assists per set (13.90) … Based on the 2021 NCAA record book, Tech's kills per set mark is set to become an NCAA record as one of the top marks in the history of the sport … Helped the Jackets also finish sixth in the NCAA and second in the ACC in hitting percentage (0.291) … Other notable numbers aided by Bergmann include Tech ranking second in the ACC and 10th in the NCAA in kills (1,700), second in the conference and 14th in the country assists (1,557) and third in the league in digs per set (15.15).

2020 (Sophomore): AVCA Division I Honorable Mention All-America selection … Unanimous All-ACC First Team selection … All-AVCA East Coast All-Region team … In her first career match in the Big Dance, piled up a career-high 31 kills against Lipscomb for the most ever by a Yellow Jacket in an NCAA Tournament match and the most by a Georgia Tech player in any outing in almost 16 years ... Became the sixth player in Tech history to record as many as 31 kills in a single match … Started in all 19 matches playing in all 64 sets for the Jackets … Finished second on the team with 269 kills as well as 186 digs and led the team with 30 aces on the year … Finished among the ACC ranks second in aces per set (0.47) and points per set (4.97) as well as third in kills per set (4.20) … Double digit kills in 18 of 19 matches … Three matches of 20+ kills … Nine double doubles on the year … At least one ace in 14 matches, including multiple aces in 10 matches … Season-high four aces twice … Named ACC Co-Player of the Week (10/13) for her contributions in back-to-back sweeps of Florida State (Oct. 7-8).

2019 (Freshman): Named First Team All-ACC … Became program's fourth ACC Freshman of the Year and second AVCA Region Freshman of the Year … Tabbed to ACC all-freshman team and the NIVC all-tournament team … Led the team with 427 kills … Six rotation outside hitter, never left the court … Recorded a career-high 24 kills at Pitt (Nov. 8) … Tallied a career-best seven service aces against Alabama A&M (Dec. 6) … Led the ACC in service aces … Recorded a career-best five blocks against Troy (Dec. 7) … Put up a career-best three solo blocks against TCU (Dec. 14).

High School: Member of Brazil national team that competed in the semifinal of the 2019 Pan Am Games … Participated in the 2017 FIVB U20 Volleyball Women's World Championship, 2017 FIVB Volleyball Girls' U18 World Championship, and 2019 FIVB Volleyball Women's Nations League … Member of Brazil team that beat Argentina to win the South American U20 title in Oct. 2018 … At the 2018 FIVB Girls' U18 Championship, played in Argentina and in which Brazil finished in 10th place, was her team's 2nd leading scorer (and 15th overall) with 100 points (3.49 points/set) … Also the tournament's 4th best server, with 0.58 aces per set (18 aces in 99 tries).

CAREER HIGHS

Kills: 31, vs. Lipscomb, April 14, 2021
Attacks: 63 (2x), last vs. Notre Dame, Oct. 1, 2021
Attack pct.: .684 (13-0-19) vs. Florida State, Oct. 8, 2020
Assists: 4 (2x), last at Louisville, Dec. 11, 2021
Service Aces: 7, vs. Alabama A&M, Dec. 6, 2019
Digs: 21, at NC State, Nov. 3, 2019
Blocks: 6, vs. Long Beach State, Sept. 3, 2021
Solo Blocks: 3 (3x), last at Long Beach State, Sept. 3, 2021
Block Assists: 5, vs. WKU, Dec. 4, 2021

CAREER STATISTICS

YEAR	SP-MP	K	K/S	PCT	A	A/S	SA	SA/S	D	D/S	BS	BA	TB	B/S
2019	123-34	427	3.47	.217	20	0.16	64	0.52	360	2.93	16	32	48	0.39
2020	64-19	269	4.20	257	9	0.14	30	0.47	186	2.91	11	16	27	0.42
2021	112-32	492	4.44	.284	19	0.17	36	0.32	292	2.61	22	45	67	0.60
Total	299-85	1,193	3.99	.252	48	0.16	13	0.43	838	2.80	49	93	142	0.47

STUDENT-ATHLETE PROFILES | Returners

5
BIANCA BERTOLINO

6-0 • SO • OH • SAN GUILLERMO-SANTA FE, ARGENTINA
COLEGIO SANTA CATALINA DE SIENA

2021 (Freshman): ACC All-Freshman Team … Led the league with five ACC Freshman of the Week honors, including back-to-back recognitions to open the season … UCF All-Tournament Team selection … Started in all 32 matches, playing in all 112 sets … Second on the team in digs (327) and aces (25) … Third on the team in kills (286) … 10 double doubles on the year … Career-high 21 kills in 3-1 win over Long Beach State (9/3) … Posted double digit kills in 14 matches … Career-high 21 digs against Notre Dame (Oct. 1) … 18 matches with double digit digs … Served up three aces in sweeps over Florida State (Nov. 26) and in the second round of the NCAA Tournament against No. 17 WKU (Dec. 4) … Career-high four total blocks in Tech's highest ranked win in program history over No. 2 Pitt (Oct. 10) and in 3-1 win over Miami (Nov. 5) … Second on the team in success percentage on serve receive (.945).

High School: Played outside hitter under head coach Renzo Sánchez for five years … Captain three years … Played in the World Championships for the Argentina National Team … Won the Argentine Cup two years in a row.

CAREER HIGHS

Kills: 21, at Long Beach St., 09/03/21
Attacks: 37 (2x), last vs. Indiana, 09/10/21
Attack pct: .541, at Long Beach St., Sept. 3, 2021 (21-1-37)
Assists: 4, WKU, Dec. 4, 2021
Serve aces: 3 (2x), last vs. WKU, Dec. 4, 2021
Digs: 21, Notre Dame, Oct. 1, 2021
Blocks: 4 (2x), last vs. Miami (FL), Nov. 5, 2021
Block solo: 3, Oklahoma, Sept. 12, 2021
Block assist: 4, at Pitt, Oct. 10, 2021

CAREER STATISTICS

YEAR	SP-MP	K	K/S	PCT	A	A/S	SA	SA/S	D	D/S	BS	BA	TB	B/S
2021	112-32	286	2.55	.256	34	0.30	25	0.22	327	2.92	15	31	46	0.41
Total	112-32	286	2.55	.256	34	0.30	25	0.22	327	2.92	15	31	46	0.41

10
ISABELLA D'AMICO

6-0 • JR • S • WESTERVILLE, OHIO
ST. FRANCIS DESALES HIGH SCHOOL

2021 (Sophomore): Played in 25 matches, including 46 sets … Totaled 54 assists on the year to rank third on the team … Also added 14 digs and five total blocks … Season-high 21 assists and seven digs against UCLA (Sep. 4).

2020 (Freshman): Competed in 17 matches through 40 total sets, earning five starts as setter … Orchestrated the offense to a 4-1 record as a starter with sweeps in all four wins over Virginia (March 7), Boston College (March 12), Virginia Tech (March 19) and Syracuse (March 20) … Season-high 43 assists against Virginia … 29+ assists in five matches … Season-high 10 digs at No. 22 Pitt (March 8) … Finished the year totaling 251 assists (6.28 a/s), 36 digs, 12 block assists and six kills.

High School: She lettered for four seasons as a setter, serving two years as team captain. She was a conference champion for four-straight seasons (2016-19). For three of those four season D'Amico led her team to district championship titles (2016, '17, '19). In her final season, she led her team to the D1 state championship title, earning first team all-CCL, all-district and all-state. She was also named Central District Player of the Year. Not just a standout on the court, D'Amico spent four years on the honor roll and serves as the secretary of National Honor Society.

CAREER HIGHS

Kills: 2, vs. Syracuse, March 20, 2021
Attacks: 7, vs. Boston College, March 12, 2021
Assists: 43, vs. Virginia, March 7, 2021
Service Aces: 1 (2x), last vs. Syracuse, March 20, 2021
Digs: 10, at Pitt, March 8, 2021
Blocks: 3, vs. Clemson, Oct. 23, 2020
Block Assists: 3, vs. Clemson, Oct. 23, 2020

CAREER STATISTICS

YEAR	SP-MP	K	K/S	PCT	A	A/S	SA	SA/S	D	D/S	BS	BA	TB	B/S
2020	40-15	6	0.15	.129	251	6.28	2	0.05	36	0.90	0	12	12	0.30
2021	46-21	1	0.08	.167	54	1.17	0	0.00	14	0.30	0	5	5	0.11
Total	86-36	7	0.08	.135	305	3.55	2	0.02	50	0.58	0	17	17	0.20

INFORMATION

STUDENT-ATHLETE PROFILES | Returners

20
NICOLE DREWNICK

6-1 • SR • S • DALLAS, TEXAS
NEBRASKA

2021 (Georgia Tech): Played in one set in a 3-1 win over UCF (Aug. 27).

2020 (Nebraska): Opted out of 2020-21 season.

2019 (Nebraska): Joined as an early enrollee in 2019 … Played in 29 matches as a true freshman and recorded 10 assists and two service aces … Made her collegiate debut as a serving sub on Aug. 30 against Creighton … Had two set assists in a win over High Point and in a victory against Wichita State … Had one assist and a dig in an appearance against No. 2 Stanford … Tallied one set assist in a 3-2 win at No. 20 Illinois … Recorded a pair of digs against No. 13 Wisconsin … Served an ace against Michigan State in a 3-1 win … Had one assist in matches against Rutgers, Penn State and at Minnesota … Served an ace in a win over Maryland ... Academic All-Big Ten (2020) ... Nebraska Scholar-Athlete Honor Roll (Fall 2019, 2020; Spring 2020) ...Tom Osborne Citizenship Team (2020, 2021).

High School: Won two state championships with Hebron High School in Texas 6A as a freshman and sophomore … Spent most of her junior year playing for the Brazilian youth national team, helping them qualify for the 2019 FIVB World Championships … Played both hitter and setter for her club volleyball team Texas Instinct, which is directed by her parents, Eduardo and Cilene … Finished third with her club team in the USA Division at the USAV Junior National Championships in 2016.

CAREER HIGHS

Attacks: 1, vs. Wichita State, Sept. 21, 2019
Assists: 2 (2x), last vs. Wichita State, Sept. 21, 2019
Service Aces: 1 (2x), last vs. Minnesota, Nov. 22, 2019
Digs: 2, vs. Wisconsin, Oct. 5, 2019

CAREER STATISTICS

YEAR	SP-MP	K	K/S	PCT	A	A/S	SA	SA/S	D	D/S	BS	BA	TB	B/S
2019	42-29	0	0.00	.000	10	0.24	2	0.05	3	0.07	0	0	0	0.00
2020	-	-	-	-	-	-	-	-	-	-	-	-	-	-
2021	1-1	0	0.00	.000	0	0.00	0	0.00	0	0.00	0	0	0	0.00
Total	43-29	0	0.00	.000	10	0.23	2	0.05	3	0.07	0	0	0	0.00

14
KALI ENGEMAN

6-1 • SO • MB • EXCELSIOR, MINN.
MINNETONKA HIGH SCHOOL

2021 (Freshman): Appeared in one match against UCLA on the season, competing in two sets (Sept. 4) … Totaled one dig and one block assist in the match.

High School: Played under head coach Karl Katzenberger for four years … On varsity team three years … Team Captain two times … 2018 Conference Championship … 2019 Section Champions … 2019 fourth place at State Championships … AP Scholar with distinctions … Played for Mizuno Northern Lights.

CAREER HIGHS

Attacks: 2, vs UCLA, Sept. 4, 2021
Digs: 1, vs UCLA, Sept. 4, 2021
Blocks: 1, vs UCLA, Sept. 4, 2021
Block assist: 1, vs UCLA, Sept. 4, 2021

CAREER STATISTICS

YEAR	SP-MP	K	K/S	PCT	A	A/S	SA	SA/S	D	D/S	BS	BA	TB	B/S
2021	2-1	0	0.00	.000	0	0.00	0	0.00	1	0.50	0	1	1	0.50
Total	2-1	0	0.00	.000	0	0.00	0	0.00	1	0.50	0	1	1	0.50

STUDENT-ATHLETE PROFILES | Returners

18
LAURA FISCHER

6-3 • SO • RS/MB • LONGWOOD, FLA.
LAKE BRANTLEY HIGH SCHOOL

2021 (Freshman): Played in 13 matches, competing in 19 sets … Picked up three kills and four block assists on the season … Season-high two kills and two block assists in 3-1 victory over UCF (Aug. 27) … Also added a kill in a 3-1 victory over Syracuse (Oct. 22), plus a block assist in sweeps over both Boston College (Oct. 24) and North Carolina (Oct. 29).

High School: Played middle, right side and outside under head coach Allan Knight in 2017, 2019 and 2020… On varsity all three years… 2020 Varsity Captain… District runner-up 2019… District Champion 2020… Final Four Contender 2020… First Team All-Conference 2020… Four-year A-Honor Roll… National Honor Society… AP Scholar Award… Academic All-American… Played for Top Select Volleyball Academy

CAREER HIGHS

Kills: 2, at UCF, Aug. 27, 2021
Attacks: 5, at UCF, Aug. 27, 2021
Blocks: 2, at UCF, Aug. 27, 2021
Block assist: 2, at UCF, Aug. 27, 2021

CAREER STATISTICS

YEAR	SP-MP	K	K/S	PCT	A	A/S	SA	SA/S	D	D/S	BS	BA	TB	B/S
2021	19-7	3	0.16	.091	0	0.00	0	0.00	0	0.00	0	4	4	0.21
Total	19-7	3	0.16	.091	0	0.00	0	0.00	0	0.00	0	4	4	0.21

15
ASHLYN GOOLSBY

5-11 • SO • S • MARIETTA, GA.
WALTON HIGH SCHOOL

2021 (Freshman): Did not compete

High School: Played as setter under head coach Suzanne Fitzgerald … Team Captain 10th-12th grade … State Championships 2017, 2018,2019 … Regional Championships 2017, 2018, 2019, 2020 … 2017 MaxPreps National Champions … Georgia 7A Champions 2017-2019… USAV All-Tournament 2019 … MaxPreps Player of the Year Nominee 2020 … MaxPreps Georgia Player of the Week 2020 … Region 3-7A All-Area Team 2020 … Georgia 7A All-State Team 2020 … Georgia 7A Player of the Year 2020 … Participated in the Senior All-Star Match in 2020 … averaged 10.6 assists/set in senior season … Honor Roll 2017-2019 … Played for A5 Pure Volleyball Club.

INFORMATION

STUDENT-ATHLETE PROFILES

12
LEIA HARPER

6-2 • SO • OH/RS • MARTINSBURG, W.V.
SPRING MILLS HIGH SCHOOL

2021 (Freshman): Appeared in one set against Notre Dame (Oct. 1).

High School: Played outside hitter on varsity team under head coach Keri Jackson all four years of high school… Was captain her Junior and Senior year… First team All-State (Junior year)… First team All-Conference (Sophomore, Junior and Senior year)… 2018 Prep Volleyball Class of 2021 Watchlist… Holds the school record for most kills in a game (28) and total career kills (1,067)…All-A Honor Roll all four years… All-Conference Academic Team all four years… Member of Mu Alpha Theta and National Honor Society… Played for Virginia Juniors VBC.

CAREER STATISTICS

YEAR	SP-MP	K	K/S	PCT	A	A/S	SA	SA/S	D	D/S	BS	BA	TB	B/S
2021	1-1	0	0.00	.000	0	0.00	0	0.00	0	0.00	0	0	0	0.00
Total	1-1	0	0.00	.000	0	0.00	0	0.00	0	0.00	0	0	0	0.00

11
BRELAND MORRISSETTE

6-1 • GR • MB • BIRMINGHAM, ALA.
THE ALTAMONT SCHOOL

2021 (Senior): Second Team All-ACC … Also named ACC Player of the Week for the first time in her career after tallying 19 kills at a gaudy .783 clip for 3.17 kills per set along with a pair of digs and a solo block against Clemson (11/24) and Florida State (11/26) … Started all 32 matches, playing in all 112 sets for the Jackets … Ranked ninth in the ACC and led the squad with 112 total blocks … Also placed 12th in the conference and led the Yellow Jackets with a block per set … Finished fourth on the team in kills with 181 … Also added 25 digs and five assists … Set and tied career high six total blocks four times on the season … Posted career-high six block assists in sweep of Florida State (Nov. 26) and against No. 3 Pitt (Nov. 19) … Set and tied career-high three solo blocks in sweeps of Wake Forest (Sep. 24) and of Duke (Oct. 17) … Set career high 11 kills in 3-1 win over Syracuse (Oct. 22).

2020 (Junior): Saw action in 11 matches, including 18 sets … Season-high five total blocks twice against Miami (Sep. 25) and NC State (March 27) … Had at least one block assist in six matches … Averaged 0.89 blocks per set … Had two kills in three different matches … Totaled 16 blocks, eight kills and three digs on the season.

2019 (Sophomore): Did not play due to injury.

2018 (Freshman): Saw action in five matches … Made her collegiate debut against Georgetown (Aug. 25) … Recorded her first career kill against Alabama State (Aug. 30).

High School: Lettered for one year at The Altamont School, winning an Area 10 Championship in 2014-15 … Trained with Southern Performance volleyball club year round for three years … Named to the Under Armour All-American watch list in 2014 … Was a 2017 AP Scholar … Member of the National Honor Society and Mu Alpha Theta … Served as her class president from 2015-18.

CAREER HIGHS

Kills: 11, at Syracuse, Oct. 22, 2021
Attacks: 21, at Syracuse, Oct. 22, 2021
Attack pct: .476, at Syracuse, Oct. 22, 2021 (11-1-21)
Assists: 2, at Clemson, Oct. 13, 2021
Digs: 3 (2x), last vs. Louisville, Oct. 3, 2021
Blocks: 6 (4x), last vs. Pitt, Nov.19, 2021
Block solo: 3 (2x), last vs. Duke, Oct. 17, 2021
Block assist: 6 (2x), last vs. Pitt, Nov.19, 2021

CAREER STATISTICS

YEAR	SP-MP	K	K/S	PCT	A	A/S	SA	SA/S	D	D/S	BS	BA	TB	B/S
2018	8-5	2	0.25	.000	0	0.00	0	0.00	0	0.00	0	1	1	0.12
2019	DNP													
2020	18-9	8	0.44	.211	0	0.00	0	0.00	3	0.17	3	13	16	0.89
2021	112-32	181	1.62	.363	5	0.04	0	0.00	25	0.22	21	91	112	1.00
Total	138-46	191	1.38	.347	5	0.04	0	0.00	28	0.20	24	105	129	0.93

STUDENT-ATHLETE PROFILES | Returners

23
ERIN MOSS

6-2 • SR • MB • VALDOSTA, GA.
VALWOOD SCHOOL

2021 (Junior): Started in 24 matches, appearing in 96 sets through 29 total matches … Ranked third in the ACC and 34th in the NCAA in hitting percentage at a 0.381 clip … That percentage ranks among the best in a season in Yellow Jacket history, placing seventh all time in season hitting percentage … Concluded the season with 174 kills, 62 total blocks (11 solo, 51 assisted) and 30 digs … Finished top five on the team in kills while ranking second on the squad in block assists and third in solo blocks and total blocks … Tallied four or more total blocks in five contests … Posted double-digit kills in five matches … Tied career-high six total blocks twice in a 3-1 win over UCF (Aug. 27) and again in a 3-1 win over Miami (Nov. 5) … Tied career-high 12 kills twice in back-to-back matches, once also in the Miami victory and following in a 3-1 win over Florida State (Nov. 7), including a season-high .706 hitting percentage … Her six block assists against the Hurricanes set a career high, while her season-high two solo blocks tied a career high against No. 3 Pitt (Nov. 19).

2020 (Sophomore): Started in all 19 matches playing in all 64 sets for the Jackets … Led the team with 53 total blocks (12 solo, 41 block assists) to average 0.83 blocks per set … Also totaled 100 kills, 19 digs and six assists on the year … Posted a perfect 1.000 hitting percentage twice, once with six kills in a sweep at Wake Forest (Oct. 15) and again with seven in a sweep of Boston College (March 12) … Led the team with a .411 attacking percentage … Season-high nine kills in a 3-2 win at Miami (Sep. 25) … Tallied 4+ blocks in five different matches, including a season-high five in the Second Round of the NCAA Tournament against Minnesota (April 15).

2019 (Freshman): Appeared in 16 matches … Recorded a season-high 12 kills against Long Beach State (August 30).

High School: Played under Val and Chad Gallahan at Valwood School, serving as team captain for the 2017 and 2018 seasons … Played on four-straight GISA Region 2 championship teams from 2015-18 … Led her team to the 2018 GISA state championship game … Named GISA all-region volleyball in 2014-16 and '18 … Tabbed GISA all-state volleyball for three seasons (2015-16, '18) … Moss was named to the AVCA Under Armour All-America third team … Ranked at No. 90 on Prep Volleyball Senior Aces.

CAREER HIGHS

Kills: 12 (3x), last vs. Florida St., Nov. 7 2021
Attacks: 20 (2x), last at Clemson, Oct. 13, 2021
Attack pct: .550, Long Beach St., Aug 30, 2019 (12-1-20)
Assists: 2, Florida St., Oct. 7, 2020
Digs: 3 (3x), last vs. NC State, Oct. 31, 2021
Blocks: 6 (4x), last vs. Miami, Nov. 5, 2021
Block solo: 2 (5x), last vs. Pitt, Nov. 19, 2021
Block assist: 6, Miami (FL), Nov. 5, 2021

CAREER STATISTICS

YEAR	SP-MP	K	K/S	PCT	A	A/S	SA	SA/S	D	D/S	BS	BA	TB	B/S
2019	34-15	44	1.29	.309	0	0.00	0	0.00	7	0.21	4	18	22	0.65
2020	64-19	100	1.56	.411	6	0.09	0	0.00	19	0.30	12	41	53	0.83
2021	96-29	174	1.81	.381	3	0.03	0	0.00	30	0.31	11	51	62	0.65
Total	194-63	318	1.64	.378	9	0.05	0	0.00	56	0.29	27	110	137	0.71

7
ELIZABETH PATTERSON

5-9 • JR • S/DS • BIRMINGHAM, ALA.
THE ALTAMONT SCHOOL

2021 (Sophomore): Did not compete.

2020 (Freshman): Competed in four matches, including nine sets …Came away with a season-high four digs against No. 22 Notre Dame (April 1) … Had three digs and an ace in her collegiate debut against Virginia (March 7) … Picked up one assist at No. 22 Pitt (March 8) … Totaled seven digs, one ace and one assist on the year.

High School: Hailing from Birmingham, Ala., Patterson was a letterwinner in volleyball, cross country and track & field in high school. She was named 2020 SPVB President's Day Tournament MVP, and earned AAU All-American recognition in 2018. The setter and defensive specialist was named also AAU Academic All-American and JVA Athleader Award recipient in 2017, As a track and field athlete, AHSAA Women's Outdoor Track and Field State Champions (2016, 2017) and District Champions (2015-17). She was named a JVA Academic All-American (2018) and National Honor Society member.

CAREER HIGHS

Assists: 1, at Pitt, March 8, 2021
Service Aces: 1, vs. Virginia, March 7, 2021
Digs: 4, vs. Notre Dame, April 1, 2021

CAREER STATISTICS

YEAR	SP-MP	K	K/S	PCT	A	A/S	SA	SA/S	D	D/S	BS	BA	TB	B/S
2020	9-4	0	0.00	.000	1	0.11	1	0.11	7	0.78	0	0	0	0.00
2021	DNP													
Total	9-4	0	0.00	.000	1	0.11	1	0.11	7	0.78	0	0	0	0.00

STUDENT-ATHLETE PROFILES | Returners

8
PAOLA PIMENTEL

5-6 • SR • DS/L • RIO DE JANEIRO, BRAZIL
MIAMI DADE COLLEGE

2021 (Junior): Played in all 32 matches, including all 112 sets for the Jackets … Led the team with 347 digs, ranking 13th in the ACC … Season-high 22 digs in sweep of Florida State (Nov. 7) … Added 87 assists to rank second on the team … Season-high eight assists in sweep of Virginia (Oct. 8) … Served up 16 aces on the year … Pinpointed a pair of aces in four different contests … Third on the team in success percentage on serve receive (.945).

2020-21 (Miami Dade College): Played 2 seasons, serving as a captain in 2021 … Helped lead the Sharks to become two-time (2020 and 2021) FCSAA Southern Conference Champions, FCSAA State Champions, NJCAA Regional Champions and an NJCAA 3rd place finish … Four-time FCSAA POTW … Two-time NJCAA POTW … FCSAA All Southern Conference First team … State Tournament MVP … All-State … All-AVCA recognition (2021) … Averaged 27 digs per match … A pair of 25 dig club entries.

High School: Attended Centro de Lagos … A four-year captain … Played beach volleyball for two years as a defensive specialist … 2014- U14 Volleyball State Champions and South America Champions … 2017- U16 Beach State Champions, Brazil National Champions and World Champions (Tahiti, French Polynesia) … 2017 Brazilian beach volleyball team selection … 2019- Beach Volleyball National Champion Runner-up.

CAREER HIGHS

Kills: 1, Clemson, Nov. 24, 2021
Attacks: 2, at Virginia, Oct. 8, 2021
Assists: 8, at Virginia, Oct. 8, 2021
Serve aces: 2 (4x), vs. Miami, Nov. 5, 2021
Digs: 22, Florida St., Nov. 7, 2021

CAREER STATISTICS

YEAR	SP-MP	K	K/S	PCT	A	A/S	SA	SA/S	D	D/S	BS	BA	TB	B/S
2019	34-15	44	1.29	.309	0	0.00	0	0.00	7	0.21	4	18	22	0.65
2020	64-19	100	1.56	.411	6	0.09	0	0.00	19	0.30	12	41	53	0.83
2021	96-29	174	1.81	.381	3	0.03	0	0.00	30	0.31	11	51	62	0.65
Total	194-63	318	1.64	.378	9	0.05	0	0.00	56	0.29	27	110	137	0.71

4
LAUREN SANDEN

5-9 • SO • DS/L • ASHBURN, VA.
RIVERSIDE HIGH SCHOOL

2021 (Freshman): Did not compete.

High School: Played outside hitter under head coach Aga Radfar all four years in high school … Captain 10th-12th grade … District and Regional Championships in 2019 … 2018 Riverside MVP … 2019 First Team All-District … 2019 First Team All-Region … 2019 Second Team All-State … 2019 Riverside MVP … Holds the record for number of kills in a season and tied for number of kills in a game 2019 … Letter in academics all four years … National Honors Society … Spanish National Honors Society … Red Cross Club … Played for Virginia Juniors Volleyball Club

STUDENT-ATHLETE PROFILES | Newcomers

2
CARA BIANCO

5-6 • FR • DS/L • MILTON, GA.
BLESSED TRINITY HIGH SCHOOL

High School: Four-year letter winner at libero for Blessed Trinity High School … Captain for a season … Helped lead the Titans to four straight regional championships and a state championship during her sophomore year in 2019 … Named to two all-region teams, two all-state teams, the 2020 SFTC All-Tournament team … Owns a bevy of AVCA honors such as appearances on the AVCA Phenom List three consecutive times and the all-region team, all-America list and the "Best and Brightest" team in 2021 … At the club level, earned bronze medals at the 13 Open AAU Nationals, 15 Open AAU Nationals, 17 Open AAU Nationals and 17 Open USAV Nationals … Tallied over 1,000 career digs … Off the court, garnered Magna Cum Laude honors in the classroom and served in her local community alongside Meals by Grace, Habitat for Humanity and the St. Peregrine Club.

Personal: Plans to major in business administration

3
ANNA BOEZI

6-2 • FR • RS/MB • DAYTON, OHIO
TROY HIGH SCHOOL

High School: Three-year letter winner for Troy High School … Captain for one season … Helped guide the Trojans to Miami Valley League Championships in 2019 and 2021 … Named Ohio High School Volleyball Coaches' Association DI District 9 Player of the Year twice, to the Miami Valley League First Team two times and Troy High School MVP in two consecutive years … Named a DI Ohio All-Star and All-Ohio Honorable Mention by the Ohio High School Volleyball Coaches Association … Played in 2021's District 9 all-star match and Ohio's state all-star match … Earned a spot on the AVCA's "Best and Brightest" first team, the Region 5 All-Region team and was tabbed an All-America Honorable Mention in 2021 … Owns a pair of records in Trojan history, ranking second in career blocks with 291 as well as kills in a match with 26 … A dual-sport athlete for the Trojans, also competing in track and field … A four-year letter winner on the track, helping Troy to a Greater Western Ohio Conference Championship as well as a Miami Valley League Championship … Set school records in the 100-meter shuttle hurdles and 300-meter shuttle hurdles … Off the court, a National Commended Scholar, a National Honor Society member, has made the honor roll each of her high school years and earned a nearly perfect ACT score.

Personal: Plans to major in biomedical engineering

6
TALI MARMEN

6-2 • GR • OH • ARIEL, ISRAEL
UCF

2021 (UCF): Was a key cog in UCF's formidable attack, aiding the Knights to conference-leading marks in hitting percentage (14th in the NCAA), assists (eighth in the NCAA), kills and aces (both 12th in the NCAA) … Tallied 186 kills, 2.21 kills per set and 92 digs – all top-five marks on the squad … Also picked up 35 total blocks on the defensive side, ranking second on the squad in solo blocks (13) while adding 22 block assists … Contributed to UCF's conference leading numbers in total blocks (fifth in the NCAA), blocks per set (eighth in the NCAA) and opponent hitting percentage … An impressive outing against Cincinnati also resulted in a career high six solo blocks and total blocks … Helped propel the Knights to the 2021 American Athletic Conference Championship and the second round of the 2021 NCAA Volleyball Championship … Named to dean's list in fall 2021.

2020 (UCF): Played in 63 of 65 sets for UCF in 2020-21 … Was third on the team with 142 kills (2.25 per set) … Posted a career-high eight service aces in 3-0 sweep over ECU (03/05) … Totaled 17 service aces on the year … Posted a season-high 17 kills in 3-2 loss to Florida State (02/26) … Hit .195 on 411 total attacks … Added 100 digs and 38 blocks on the defensive side of the ball.

2019 (Rutgers): Selected to 2019 Big Ten Volleyball Foreign Tour in Japan … Ranked 11th in the Big Ten in averaging 0.34 service aces per set … Set career-high with five service aces and five blocks in win versus Virginia (Sept. 7) along with career-high tying 11 digs … Five service aces against the Cavaliers (Sept. 7) ranks second all-time at Rutgers in four-set matches … Logged 10 digs in win over New Hampshire (Sept. 13) … Posted 14 kills in Big Ten win over Northwestern (Oct. 27).

2018 (Rutgers): Made Scarlet Knight debut at the Rutgers Invitational against Tulane on September 7 … Recorded career-high 17 kills on Oct. 27 against Indiana in a four-set match … Posted a double-double with 11 kills and 11 digs in five setter against Ohio State (Oct. 5) … Recorded 10 kills at Michigan State (Sep. 29) and 12 kills against the Spartans on (Nov. 14) ... 2019 Academic All-Big Ten.

High School: A two-sport athlete, playing tennis and volleyball at Tichon Hof Hasharon in Israel … A starting outside hitter on the Israeli National Team …Led her Maccabi XT Haifa club to the 2017-18 Israeli National Championship … Competed with Team Israel at the 2018 CEV Volleyball Silver European League, ranking ninth in the league with 2.79 kills per set and 25th in the league with 46 points scored … Ranked second in the European League with a 33.7 percent perfect receptions rating.

STUDENT-ATHLETE PROFILES | Newcomers

9
TAMARA OTENE

6-0 • JR • OH • AUCKLAND, NEW ZEALAND
ILLINOIS STATE

Awards & Honors
2021 AVCA All-America Honorable Mention
VolleyballMag.com All-America Honorable Mention
AVCA North All-Region First Team
Missouri Valley Conference Player of the Year
All-MVC First Team
MVC All-Tournament Team

2021 (Illinois State): Appeared in all 33 matches, covering all 126 sets in her breakout season for the Redbirds … earned the eighth AVCA All-America honor in Illinois State program history as a member of the Honorable Mention team … selected to the VolleyballMag.com All-America Honorable Mention Team … a AVCA All-Region (North Region) First Team selection … named the Missouri Valley Conference Player of the Year, becoming the first Redbird to earn the honor since 2014 … earned a spot on the All-MVC First Team … selected to the MVC All-Tournament Team after combining for 29 kills, 13 digs and seven block assists en route to ISU's third-straight MVC Tournament Championship … a three-time MVC Player of the Week selection … named to the JMU Invitational and Red & White Invitational All-Tournament Teams … led conference action with 305 kills and a league-best 4.49 kills/set … was the only player in Valley play to average 5.00 points/set … tied the Illinois State sophomore record for kills in a single season with eight kills in the First Round of the NCAA Tournament against No. 6 Purdue (12/2), matching Redbird Hall of Famer Cathy Olson's 494 kills … recorded a double-figure kills effort in 27 out of ISU's 33 matches this season … had seven 20+ kills performances … led ISU in kills 22 times during the 2021 campaign … registered five double-double efforts … hit a clip of .400 or better five different times this season, including a career best of .444 against UNI (10/22) with 16 kills on 27 total attacks … tied for the eighth-most kills in a single match in Redbird Arena with 26 against Indiana State (11/6) … set two different Valley match highs, posting 26 kills against Indiana State (11/6) for a then-five-set best and nailing 27 against Loyola Chicago (11/13) for a four-set best in the league … registered a career-best 27 kills against Loyola Chicago (11/13) … finished the year with 66 total blocks, including 51 block assists and 15 block solos … contributed a lifetime-best seven blocks against Valparaiso (10/16) … tied for 12th all-time for block solos by a Redbird sophomore, finishing with 15 solos on the year for the second-most on the team … gathered 230 digs on the season, scooping up a career-high 17 digs at Valparaiso (11/12) … finished with 548.5 points, including 340 during conference play … tied for eighth all-time for points in a match at Redbird Arena, finishing with 27 points against Missouri State (10/1) and against Indiana State (11/6).

2020 (Illinois State): Appeared in five matches, covering 11 sets, as a true freshman … recorded 17 kills, turning in a season-high of eight against UNLV (4/14) in the NCAA Tournament opening round … contributed an assist against Southern Illinois (3/27) … registered a service ace in her ISU debut against Valparaiso (2/21) … scooped three digs … turned in a pair of blocks against UNLV (4/14) … Fall 2020 season moved to spring 2021 due to COVID-19 pandemic.

High School: Four-sport athlete at Westlake Girls High School in Auckland, New Zealand, competing on her school's volleyball, beach volleyball, badminton and netball teams … Ten-time all-tournament team honoree between her high school and club teams in the sport of volleyball … Named WGHS All-Around Sportsperson of the Year her senior year, after being named the All-Sportswomen of the Year her freshman and sophomore year … Earned her high school's volleyball Player of the Year award her final two seasons at WGHS … Helped guide her team to three New Zealand Secondary School Championships … Member of New Zealand National Team with former Redbird, Stacey Niao … Competed in the Asian Women's Volleyball Championship with the national team.

Personal: Major is undecided

24
MIKAYLA WHITE

6-1 • FR • OH • LEESBURG, GA.
LEE COUNTY HIGH SCHOOL

High School: A three-year letter winner for Lee County High School … Helped lead the Trojans to four straight regional championships (2018-21) … Named all-region twice (2020-21) and to the North-South Junior All-Star Game (2021) … A multi-sport athlete, also ran cross country and played basketball … Off the court, graduated high school early to become an early enrollee at Tech … The valedictorian of early graduates, White was a member of the Beta Club, the National Honor Society and the National Technical Honor Society … Also an AP Scholar and Honor Grad with Distinction.

Personal: Plans to major in biomedical engineering

HEAD COACH MICHELLE COLLIER

MICHELLE COLLIER

HEAD COACH
USF, 2002
NINTH SEASON AT GEORGIA TECH
@COLLMICH

Michelle Collier will enter her eighth year as head coach of the Georgia Tech volleyball team. She was named the eighth head volleyball coach at Georgia Tech in March 2014.

In her eighth season leading the Yellow Jackets, Collier took Georgia Tech to the Elite Eight of the 2021 NCAA Women's Volleyball Championship, tying 2003's squad for the best finish in program history. The White and Gold swept The Citadel, No. 17 WKU and No. 9 Ohio State on the way to the program's second ever Elite Eight. The tournament appearance marked Collier's second at Tech and the 11th for the program. Tech's eight seed in the tournament also marked the second-highest all time as the Yellow Jackets went on to finish ranked No. 7 in RPI and No. 8 by the AVCA, tied for the highest ranking at season's end in program history. Tech's back-to-back tournament appearances marked the first since five straight from 2000-04. On the stat sheet, Tech finished with some of the top numbers in the country, pacing the nation in kills per set (15.18) and assists per set (13.90). Based on the 2021 NCAA record book, Tech's kills per set mark is set to become an NCAA record as one of the top marks in the history of the sport. The Jackets were also sixth in the NCAA and second in the ACC in hitting percentage (0.291). Other notable numbers include ranking second in the ACC and 10th in the NCAA in kills (1,700), second in the conference and 14th in the country assists (1,557) and third in the league in digs per set (15.15). Collier also guided three Jackets on the way to all-American honors as outside hitters Julia Bergmann and Mariana Brambilla were each voted AVCA First Team All-Americans while setter Matti McKissock was named an AVCA All-America Honorable Mention for the second most all-American honors in a season for the White and Gold all time. Brambilla and Bergmann are the first Yellow Jackets to be named First Team All-Americans since Kele Eveland in 2003, previously the only player in ACC history to garner the recognition. Collier was also named AVCA Southeast Region Coach of the Year for her efforts as the same three Jackets were named all-region, on top of Bergmann's AVCA East Coast Region Player of the Year honors. Under Collier's tutelage, five Yellow Jackets were named All-ACC as Bergmann received the ACC Player of the Year award.

Through her seventh season at the helm and Tech's first season post Covid-19 pandemic, Collier led the Jackets to a 14-5 overall record with a 13-4 record in ACC play, advancing to the Second Round of the NCAA Women's Volleyball Championship for the first time since 2004. The berth in the Big Dance alone marked the 10th time in program history and the first for the Yellow Jackets since 2009 as Georgia Tech went on to win its first NCAA Tournament win in nearly 17 years. Tech was nationally ranked by the AVCA Coaches poll all season, reaching as high as No. 8 and coming in at No. 22 at the end of the season after spending multiple weeks atop the ACC. With individuals, Collier also groomed a pair of all-Americans in Mariana Brambilla (AVCA Division I Third Team All-American, All-ACC First Team) and Julia Bergmann (AVCA Division I Honorable Mention All-America, All-ACC First Team).

In 2019, Collier was named ACC Coach of the Year and AVCA Region Coach of the Year in 2019 for leading the Jackets to its first NIVC Championship and second-place finish in the ACC after a 11th-place projected finish in preseason. It marked the Jackets' highest finish in conference play since 2004 when they went undefeated to claim the regular season title. The Yellow Jackets finished the regular season with a 21-8 record, its first 20-win season since 2016. Collier is only the third Georgia Tech head coach to earn the honor.

She brought the Jackets back to the postseason for the first time since 2009 with an NIVC berth in the 2018 season. She also led Tech to its first postseason victory since 2004 with its win over USF in the opening round of the 2018 NIVC. In 2017, she recorded her first win over a top-25 opponents with a 3-1 win over Michigan State. She recorded her 100th career win on Sept. 8, 2017 with a 3-2 win over Kansas State in O'Keefe Gymnasium.

In her second season at the helm of the Yellow Jacket program, Collier coached the Jackets to their best record since 2012 (18-14 overall, and 9-11 in ACC play). The program eclipsed 700 wins overall and had 641 at the Division I level at the end of the season with key road victories at Virginia Tech and Clemson, and a sweep of Duke at home. Her third season, 2016 was the most successful since 2004. The Jackets posted a 24-8 record overall with a 15-5 mark in ACC play. The Jackets boasted an impressive 11-2 record at home and notched key road wins over Duke and NC State.

The Jackets finished 2015 with 1,637 kills, which are the most since 2010. Tech started the season 9-2 for its best start since 2012, and went on an eight-match winning streak for the longest winning streak since 2006. Collier coached Teegan Van Gunst to AVCA honorable mention All-America honors, AVCA All-region honors and an All-ACC First Team selection.

Named the eighth head volleyball coach at Georgia Tech in March 2014, Collier led the Yellow Jackets to improvements of more than 100 kills than the 2013 team and with a better hitting percentage (.216 to .182). In addition, the team finished better in almost every statistical category from a year ago.

Collier was named the 2013 Atlantic Sun Conference Coach of the Year after leading Jacksonville to an NCAA Tournament appearance.

In just two years at Jacksonville, Collier helped develop the Dolphins into the A-Sun's dominant program. In 2013, Jacksonville posted a 30-4 overall record and earned the school's first NCAA Tournament appearance since 2004.

Collier coached both the sand volleyball and indoor volleyball programs at Jacksonville in 2012 and 2013. During her two years with the Dolphins, they improved their RPI by more than 50 combined points and enjoyed their highest ranking in nearly a decade. Her 2013 team swept the Atlantic Sun Conference regular season and tournament championships and her players dominated the league's individual postseason awards.

Prior to her tenure at Jacksonville, Collier served two seasons (July, 2010-February, 2012) as an assistant coach at South Carolina, including a three-month stint as the Gamecocks' temporary head coach. In 2011, Collier helped the Gamecocks to a seven-win improvement which ranked as second-best jump in school history. The Gamecocks improved in nearly every category, including posting a hitting percentage 45 points better than in 2010.

Before working at South Carolina, Collier spent two seasons as an assistant at South Florida, where she was responsible for the outside hitters and headed up international recruiting. She helped the Bulls to finishes in the top half of Big East Conference each year, while raising their RPI by 100 points.

As a student-athlete at USF, Collier ranks among the greatest collegiate volleyball players of all-time. She ranks fifth in NCAA Division I history with 2,729 career kills and ranks in the Bulls' top-10 in numerous career and single-season categories. She holds the top spot in USF history in two career categories (kills and digs, 1,747) and set three single-season marks during the 2000 season. After coming back from an injury that sidelined her in 1999, Collier compiled 760 kills, 1,873 attacks and 6.28 kills per set.

A two-time Conference USA Player of the Year and a 2002 All-American, she claimed the league's Player of the Decade in 2004. She also earned the C-USA Freshman of the Year award in 1998 and led USF to three of the program's seven NCAA Tournament appearances. USF went 120-48 during her three years, claiming two C-USA titles and one C-USA tournament crown during her four-year career. Collier is the only volleyball player in USF history to have her jersey retired. She joined the USF Hall of Fame in 2011, the first Bulls volleyball player to earn that honor.

Before coaching, Collier played professional volleyball for four years in a global tour that took her to Cyprus, Indonesia, Puerto Rico, Spain and The Netherlands. Among the many accolades that she accumulated include the Indonesian League MVP and Cyprus' Best Foreign Player.

Fluent in English, Spanish and Portuguese, Collier graduated from USF in 2002 with a bachelor's degree in web design and international relations.

Collier is married to Rafael Silva, who played volleyball for nine years in the top divisions of both Brazil and Spain. The couple has one daughter, Tais, and one son, Rafael.

HEAD COACH MICHELLE COLLIER

MICHELLE COLLIER

HEAD COACH
USF, 2002
NINTH SEASON AT GEORGIA TECH
@COLLMICH

COLLIER FILE

PERSONAL

Hometown	Recife, Brazil
Education	USF, 2002 (B.A., Interdisciplinary Social Science)
Family	husband Rafael; daughter Tais; son Rafael, Jr.

COACHING EXPERIENCE

2014-Present	Head coach, Georgia Tech
2012-2013	Head coach, Jacksonville University
2010-2011	Assistant coach, South Carolina
2008-2009	Assistant coach, USF
2007-2010	Head coach, Tampa Bay Juniors Volleyball Club
1999-2002	Head coach, Tampa Bay Juniors Volleyball Club

COACHING HONORS

2013	Atlantic Sun Conference Coach of the Year

COACHING RECORD

YEAR	SCHOOL	RECORD	POSTSEASON
2012	Jacksonville	10-24	
2013	Jacksonville	30-4	NCAA Tournament; A-Sun Champs
2014	Georgia Tech	13-18	
2015	Georgia Tech	18-14	
2016	Georgia Tech	24-8	
2017	Georgia Tech	13-18	
2018	Georgia Tech	18-15	NIVC second round
2019	Georgia Tech	26-8	NIVC Championship
2020	Georgia Tech	14-5	NCAA Tournament Second Round
2021	Georgia Tech	26-6	NCAA Tournament Elite Eight
at Georgia Tech		152-92 (.623)	
Overall		192-120 (.615)	

PLAYING TIMELINE

YEAR	LOCATION	AWARDS
1998-2002	University of South Florida	1998 C-USA Freshman of the Year 2000 C-USA Player of the Year 2002 C-USA Player of the Year 2002 All-American 2004 C-USA Player of the Decade 2011 USF Hall of Fame USF Jersey Retired (#10)
2003-2006	Professional Volleyball Spain, Netherlands, Cyprus,	

ASSISTANT COACHES

CLAUDIO PINHEIRO

ASSOCIATE HEAD COACH
UNIVERSIDADE GAMA FILHO
SIXTH SEASON AT GEORGIA TECH

Claudio Pinheiro joined the Georgia Tech volleyball coaching staff as an assistant coach in August 2017. He was promoted to associate head coach in August 2021.

Pinheiro, a native of Rio de Janeiro, coached with the Brazil Women's National Team since 2005 and served as the head coach for the U23 Brazil Women's National Team from 2011-14. In addition to coaching at the top level in Brazil, he has also coached at the professional level in Turkey, Puerto Rico, and Spain.

With the Brazilian National Team, he claimed gold medals at the 2012 London and 2008 Beijing Olympic Games.

Pinheiro aided the Georgia Tech volleyball staff during the 2016 season as a consultant. The Jackets saw their best season since 2004, recording the best overall (.750) and ACC (.750) winning percentages in 12 years.

Pinheiro's impressive career spans decades and several countries with countless accolades. Those most notable include:

Fifth place finish at the 2016 Women's Olympic Games in Rio de Janeiro
Champion of the 2012 Women's Olympic Games in London
Champion of the 2008 Women's Olympic Games in Beijing
Champion in the 2011 Women's Pan American Games in Guadalajara, Mexico
Runner-up in the 2007 and 2015 Women's Pan American Games in Brazil and Toronto, respectively
Champion of the 2006, 2009 and 2011 Pan-American Cup of Volleyball
Eight-time champion and three-time runner-up of the World Grand Prix; Champion (2004, 2005, 2006, 2008, 2009, 2013, 2014, 2016), Runner-up (2010, 2011, 2012), third-place (2015)
Six-time consecutive South American Champion (2005, 2007, 2009, 2011, 2013, 2015)
Two-time champion of the World Grand Champions Cup in Japan
Runner-up in the 2006 and 2010 Women's Volleyball World Championships in Japan; third-place in the 2014 Women's Volleyball World Championships in Japan
Four-time champions of the Montreux Volleyball Masters (2005, 2006, 2009, 2013)

ASSISTANT COACHES

ARIELLE WILSON

ASSISTANT COACH
PENN STATE, 2011
FOURTH SEASON AT GEORGIA TECH
@MISSREL7

Wilson is entering her fourth season as an assistant coach at Georgia Tech. She was named as an assistant coach in 2019.

In her third season on The Flats, Georgia Tech advanced to the Elite Eight of the 2021 NCAA Women's Volleyball Championship, tying 2003's squad for the best finish in program history. The White and Gold swept The Citadel, No. 17 WKU and No. 9 Ohio State on the way to the program's second ever Elite Eight. The tournament appearance marked the second with Wilson on staff at Tech and the 11th for the program. Tech's eight seed in the tournament also marked the second-highest all time as the Yellow Jackets went on to finish ranked No. 7 in RPI and No. 8 by the AVCA, tied for the highest ranking at season's end in program history. Tech's back-to-back tournament appearances marked the first since five straight from 2000-04. On the stat sheet, Tech finished with some of the top numbers in the country, pacing the nation in kills per set (15.18) and assists per set (13.90). Based on the 2021 NCAA record book, Tech's kills per set mark is set to become an NCAA record as one of the top marks in the history of the sport. The Jackets were also sixth in the NCAA and second in the ACC in hitting percentage (0.291). Other notable numbers include ranking second in the ACC and 10th in the NCAA in kills (1,700), second in the conference and 14th in the country assists (1,557) and third in the league in digs per set (15.15). Wilson also assisted three Jackets on the way to all-American honors as outside hitters Julia Bergmann and Mariana Brambilla were each voted AVCA First Team All-Americans while setter Matti McKissock was named an AVCA All-America Honorable Mention for the second most all-American honors in a season for the White and Gold all time. Brambilla and Bergmann are the first Yellow Jackets to be named First Team All-Americans since Kele Eveland in 2003, previously the only player in ACC history to garner the recognition. The same three Jackets were named all-region, on top of Bergmann's AVCA East Coast Region Player of the Year honors. Five Yellow Jackets were named All-ACC on the season as Bergmann received the ACC Player of the Year award.

In 2020, the Jackets reached new heights with the help of Wilson by advancing to the Second Round of the NCAA Women's Volleyball Championship for the first time since 2004 to finish with a 14-5 overall record with a 13-4 record in ACC play. Tech won its first NCAA Tournament win in nearly 17 years and was nationally ranked by the AVCA Coaches poll all season, reaching as high as No. 8 and coming in at No. 22 at the end of the season after spending multiple weeks atop the ACC. The berth in the Big Dance alone marked the 10th time in program history and the first for the Yellow Jackets since 2009. Tech also went on an eight-match winning streak, including five straight sweeps. The Jackets swept 10 opponents out of 14 wins on the season with five more sweeps in the spring as their 10 ACC sweeps were the most conference sweeps in the league on the year. On the stat sheet, the Yellow Jackets finished 10th in the country and led the ACC in hitting percentage (0.285) while ranking second in the ACC in assists per set (12.81) and kills per set (13.78).

In 2019, Wilson helped lead the Jackets to its first NIVC Championship and second-place finish in the ACC after a 11th-place projected finish in preseason. It marked the Jackets' highest finish in conference play since 2004 when they went undefeated to claim the regular season title. The Yellow Jackets finished the regular season with a 21-8 record, its first 20-win season since 2016 when the Jackets went 24-8.

Wilson, a native of Broadview, Ill., comes to The Flats from Michigan State, where she served as the volunteer assistant for the Spartans during the 2018 season. Wilson specialized in middle blocker training and team blocking.

Prior to coaching at Michigan State University, Wilson was an assistant coach at DePaul University and part-time coach for the outdoor beach volleyball program with 1st Alliance Volleyball Club, located near Chicago. While at DePaul, she worked extensively with the team's middle blockers. During the 2016 season, DePaul had its first All-BIG EAST first team member (Brittany Maxwell) and the Blue Demons won a program-best seven BIG EAST contests. Middle blocker Jasmine King was a Second Team All-BIG EAST selection under the guidance of Wilson. Her duties also included spearheading the team's community outreach activities. At 1st Alliance, she was able to train and develop middle blockers that currently represent some of the very best volleyball conferences in the country.

Wilson, having been raised in a hot bed for volleyball, has strong recruiting ties to several clubs in Chicago and its surrounding areas as well as around the country. These ties and her relationship skills aided her successful recruiting at DePaul. Since Wilson has been at Georgia Tech as a recruiting coordinator her connections to the southeast have increased and she has even built more west coast and east coast ties/relationships.

Prior to Wilson's time at Georgia Tech, she was able to play professionally overseas for five years. As a professional athlete she was able to play, interact, and adapt to many different coaches and players, helping my ability to network at the international level. The opportunity to work with people from different walks of life has opened her eyes to various styles of coaching.

As a collegiate athlete, she was extremely fortunate to train in a national championship culture and to play amongst the world's best athletes at Penn State University. During her four-year tenure, she had the pleasure of being part of one of the best and most successful volleyball teams in the history of NCAA Division I Women's Volleyball, winning four consecutive National Championships.

Wilson has great perspective and success at coaching middle blockers and team defense. She has also had experience with coaching blocking technique and block scheming as it pertains to team defense. Wilson is also able to help assist our team in knowing/scouting what offense Tech's opponents were running and where Tech should focus when it came to defense.

SUPPORT STAFF

JILL JAMESON

DIRECTOR OF OPERATIONS
NORTHERN IOWA, 1993
SIXTH SEASON AT GEORGIA TECH

Jill Jameson joined the Georgia Tech volleyball staff in June 2017 as the director of operations.

Jameson arrived on The Flats in November 2016 as the administrative coordinator for women's basketball before transitioning into her role with the volleyball team.

Jameson brought over two decades of experience in collegiate coaching and operations to The Flats. She came to Tech after spending five years as Director of Basketball Operations at Wisconsin where she oversaw all administrative aspects of the women's basketball program including the budget, game scheduling and daily logistics of the program.

Prior to Wisconsin, Jameson spent seven years at Virginia Tech in the same role. While with the Hokies, Jameson provided support in the overall day-to-day operations of women's basketball. Jameson spent nearly 10 years as an assistant women's basketball coach before turning to the operations side. She began her coaching career at Virginia Tech while also holding stints at Francis Marion, University of Tennessee Chattanooga and Marquette where she helped lead programs to conference championships and NCAA tournaments.

SCOTT MCDONALD

DIRECTOR OF OLYMPIC SPORTS PLAYER DEVELOPMENT
ALABAMA, 1993
25TH SEASON AT GEORGIA TECH

Scott McDonald joined Georgia Tech as a player development coach in August 1997 after three years in a similar capacity at Florida State where he worked with the football program from 1994-97.

His current title is director of Olympic sports player development.

McDonald currently oversees the strength and conditioning programs for the Georgia Tech women's basketball, volleyball, and women's tennis programs.

He previously oversaw the strength programs for men's basketball for 14 seasons, track & field for 13 seasons, golf for two seasons, and assisted football for four seasons on The Flats.

McDonald has been responsible for the development and implementation of strength training regimes for many student-athletes that have gone on to the NFL, NBA, WNBA, PGA, WTA, and has competed in the Olympics.

He was recognized as a Master Strength and Conditioning Coach (MSCC) by the Collegiate Strength and Conditioning Coaches Association (CSCCa) in 2013. He is a Certified Strength and Conditioning Specialist (CSCS) by the National Strength and Conditioning Association (NSCA) and a Certified Club Coach by USA Weightlifting.

McDonald is a 1993 graduate from the University of Alabama with a bachelor's degree in sports fitness management.

Jameson earned a Bachelor of Science in Physical Education from the University of Northern Iowa and a Master of Science in Education from Virginia Tech.

CARLA GILSON

ASSOCIATE AD/SPORTS MEDICINE
TULANE, 1993
25TH SEASON AT GEORGIA TECH

A member of Georgia Tech athletics staff for 25 years, including as the Yellow Jackets' director of sports medicine for the past four years, Carla Gilson was promoted to associate athletics director for sports medicine in 2022.

In her expanded role, Glison oversees the day-to-day functions of Georgia Tech's sports medicine operations and staff, with a focus on the support and care of student-athletes' physical, mental and overall health needs. She also serves as the primary athletic trainer for the Yellow Jackets' nationally ranked volleyball program.

Gilson came to Georgia Tech at the beginning of the 1997-98 academic year as an assistant athletic trainer. She was promoted to associate athletic trainer in 2008, a role she held until she was promoted to director of sports medicine in 2018. During her quarter-decade on The Flats, she has served as an athletic trainer for the Yellow Jackets' women's basketball, football, softball, tennis, track and field, volleyball and spirit teams.

During her time on The Flats, Gilson co-founded Tech's "Life Now, Life Later" mentor program for female African-American student-athletes and has served on the athletics department's equity and compliance committee and as a member of the Yellow Jackets' Fellowship of Christian Athletes mentor team. Additionally, she served as a panelist for Mid-Eastern Athletic Conference's Women in Leadership workshop and as a featured presenter at the National Athletic Trainers Association's Ethnic Diversity Advisory Committee meeting.

Prior to her arrival at Georgia Tech, Gilson served as a graduate assistant at East Tennessee State from 1995-97, where she was the primary athletic trainer for ETSU's men's and women's track and field teams and earned a master's degree in health and physical education/fitness leadership. She received a bachelor's degree in management from Tulane in 1993.

HISTORY

HONORS & AWARDS

AVCA ALL-AMERICANS

KELE EVELAND
2003 - First Team - First to become First-Team All-American in ACC History

MONIQUE MEAD
2009, 2010, 2011- Honorable Mention; 2012 Third Team

LAUREN SAUER
2003 - Honorable Mention

JAYME GERGEN
2004 - Honorable Mention

CALLIE MILLER
2008 - Honorable Mention

ULRIKE STEGEMANN
2006, 2007 - Honorable Mention

TALISA KELLOGG
2007, 2008 - Honorable Mention

LYNNETTE MOSTER
2002 - Second Team; 2003, 2004 - Third Team

MARY ASHLEY TIPPINS
2009, 2010 - Honorable Mention

LINDSEY LABAND
2004, 2005 - Honorable Mention

ALEXANDRA PREISS
2003 - Honorable Mention

TEEGAN VAN GUNST
2015, 2016 - Honorable Mention

HONORS & AWARDS

AVCA ALL-AMERICANS

MARIANA BRAMBILLA
2020 - Third Team; 2021 - First Team

JULIA BERGMANN
2020 - Honorable Mention; 2021 - First Team



MATTI MCKISSOCK
2021 - Honorable Mention

HONORS & AWARDS

NATIONAL HONORS

AVCA ALL-AMERICAN

YEAR	PLAYER, POS.	TEAM
2002	Lynnette Moster, OH	2nd
2003	Kele Eveland, S	1st
2003, 04	Lynnette Moster, OH	3rd
2003	Alexandra Preiss, MH	HM
2003	Lauren Sauer, OH	HM
2004	Jayme Gergen, MH	HM
2004, 05	Lindsey Laband, S	HM
2006, 07	Ulrike Stegemann, RS	HM
2007, 08	Talisa Kellogg, OH	HM
2008	Callie Miller, MH	HM
2009, 10	Mary Ashley Tippins, S	HM
2009,10,11	Monique Mead, RS	HM
2012	Monique Mead, RS	3rd
2015, 16	Teegan Van Gunst, OH	HM
2020	Mariana Brambilla, OH	3rd
2021	Mariana Brambilla, OH	1st
2020	Julia Bergmann, OH	HM
2021	Julia Bergmann, OH	1st
2021	Matti McKissock	HM

CSTV ALL-AMERICA

YEAR	PLAYER, POS.
2003	Kele Eveland, S

AVCA PLAYER OF THE WEEK

PLAYER	DATE
Kerry Annel	Oct. 13, 1995
Cris Omiecinski	Nov. 8, 1993
Rochelle Komula	Sep. 7, 1996
Lynnette Moster	Sep. 16, 2002
Kele Eveland	Sep. 15, 2003
Julia Bergmann	Aug. 31, 2021

AVCA ALL-DISTRICT III (ALL-REGION)

YEAR	PLAYER	TEAM
1994	Kerry Annel	2nd
1995	Kerry Annel	1st
1995, 96	Andrea Nachtrieb	1st
1996, 97	Rochelle Komula	1st
1997	Danielle Olein	1st
1997	Carla Gartner	1st
1998	Carla Gartner	2nd
1999	Maja Pachale	2nd
2000	Kyleen Bell	1st
2000, 02, 03	Kele Eveland	1st
2001	Maja Pachale	1st
2002, 03, 04	Lynnette Moster	1st
2002, 03	Alexandra Preiss	1st
2003	Lauren Sauer	HM
2004	Jayme Gergen	1st
2004	Lindsey Laband	1st
2005	Lindsey Laband	HM
2006, 07	Ulrike Stegemann	1st
2007, 08	Talisa Kellogg	1st
2008	Callie Miller	1st
2009, 10	Mary Ashley Tippins	1st
2009	Monique Mead	HM
2010	Bailey Hunter	HM
2010, 11, 12	Monique Mead	1st
2015, 16	Teegan Van Gunst	1st
2017	Gabriela Stavnetchei	1st
2019	Julia Bergmann	1st
2019	Matti McKissock	1st
2019	Kodie Comby	1st
2019	Mariana Brambilla	1st
2020	Mariana Brambilla	1st
2020	Julia Bergmann	1st
2020	Matti McKissock	HM
2021	Mariana Brambilla	1st
2021	Julia Bergmann	1st
2021	Matti McKissock	1st

AVCA ALL-DISTRICT III ROOKIE OF THE YEAR

YEAR	PLAYER
2000	Kele Eveland
2019	Julia Bergmann

AVCA REGION PLAYER OF THE YEAR

YEAR	PLAYER	REGION
2021	Julia Bergmann	East Coast

AVCA REGION COACH OF THE YEAR

YEAR	COACH	REGION
1991	Shelton Collier	South
2004	Bond Shymansky	East
2019	Michelle Collier	East
2021	Michelle Collier	East Coast

TACHIKARA REGION COACH OF THE YEAR

YEAR	COACH	REGION
1995	Shelton Collier	Southeast

ACC HONORS

ACC PLAYER OF THE YEAR

YEAR	PLAYER
1995	Kerry Annel
2001	Maja Pachale
2003	Kele Eveland
2004	Lynnette Moster
2021	Julia Bergmann

ACC ROOKIE OF THE YEAR

2000	Kele Eveland
2001	Lauren Sauer
2009	Monique Mead
2019	Julia Bergmann

ACC SETTER OF THE YEAR

2019	Matti McKissock

ACC COACH OF THE YEAR

1995	Shelton Collier
2004	Bond Shymansky
2019	Michelle Collier

ALL-ACC

YEAR	PLAYER	TEAM
1988	Lisa Kofskey	2nd
1991	Jennifer Wagner	2nd
1992	Cris Omiecinski	2nd
	Angie Propp	2nd
1993	Cris Omiecinski	1st
	Andrea Nachtrieb	2nd
1994	Kerry Annel	1st
	Andrea Nachtrieb	2nd
	Cris Omiecinski	2nd
1995	Kerry Annel	1st
	Andrea Nachtrieb	1st
	Rochelle Komula	2nd
	Cris Omiecinski	2nd
1996	Rochelle Komula	1st
	Andrea Nachtrieb	1st
	Carla Gartner	2nd
1997	Rochelle Komula	1st
	Carla Gartner	2nd
	Danielle Olein	2nd
1998	Aimee Boulet	1st
	Carla Gartner	1st
1999	Maja Pachale	1st
2000	Kyleen Bell	1st
	Maja Pachale	1st
	Eida Mabry	2nd
2001	Maja Pachale	1st
	Kyleen Bell	2nd
	Kele Eveland	2nd
	Lynnette Moster	2nd
2002	Lynnette Moster	1st
	Kele Eveland	2nd
	Alexandra Preiss	2nd
2003	Kele Eveland	1st
	Lynnette Moster	1st
	Alexandra Preiss	1st
	Marisa Aston	2nd
	Lauren Sauer	2nd
2004	Jayme Gergen	1st
	Lynnette Moster	1st
	Marisa Aston	2nd
	Lindsey Laband	2nd
	Lauren Sauer	2nd
2005	Lindsey Laband	2nd
	Ulrike Stegemann	2nd
2006	Ulrike Stegemann	1st
	Lindsey Gray	2nd
2007	Talisa Kellogg	1st
	Ulrike Stegemann	2nd
2008	Talisa Kellogg	1st
	Callie Miller	1st
2009	Chrissy DeMichelis	1st
	Monique Mead	1st
	Mary Ashley Tippins	1st
2010	Bailey Hunter	1st
	Monique Mead	1st
	Mary Ashley Tippins	1st
2011	Monique Mead	1st
2012	Monique Mead	1st
2015	Teegan Van Gunst	1st
2016	Teegan Van Gunst	1st
2017	Gabriela Stavnetchei	1st
2018	Mikaila Dowd	2nd
2019	Julia Bergmann	1st
	Matti McKissock	1st
	Kodie Comby	1st
	Mariana Brambilla	1st
	Kayla Kaiser	2nd
	Mikaila Dowd	2nd
2020	Mariana Brambilla	1st
	Julia Bergmann	1st
	Matti McKissock	2nd

HONORS & AWARDS

2021	Mariana Brambilla	1st
	Julia Bergmann	1st
	Matti McKissock	1st
	Breland Morrissette	2nd

ACC ALL-FRESHMAN

YEAR	PLAYER
1992	Kerry Annel
1992	Cris Omiecinski
1992	Angie Propp
1993	Andrea Nachtrieb
1993	Jennifer Orr
1994	Rochelle Komula
1995	Carla Gartner
1996	Sara McKee
1998	Kyleen Bell
1998	Maja Pachale
2000	Kele Eveland
2001	Lynnette Moster
2001	Lauren Sauer
2002	Blair Moon
2004	Ulrike Stegemann
2005	Talisa Kellogg
2005	Callie Miller
2009	Monique Mead
2010	Jennifer Percy
2012	Chanell Clark-Bibbs
2018	Mariana Brambilla
2018	Mikaila Dowd
2019	Julia Bergmann
2021	Bianca Bertolino

ACC ALL-TOURNAMENT

YEAR	PLAYER
1994	Kerry Annel
1995	Kerry Annel
1995	Cris Omiecinski
1995	Andrea Nachtrieb (MVP)
1996	Andrea Nachtrieb
1996	Rochelle Komula
1997	Rochelle Komula
1997	Carolyn Clevenger
2000	Teryl Townsend
2002	Kele Eveland
2002	Lynnette Moster (MVP)
2002	Alexandra Preiss
2003	Marisa Aston
2003	Lauren Sauer

ACADEMIC HONORS

ESPN THE MAGAZINE ACADEMIC ALL-AMERICA

(as selected by CoSIDA; formerly GTE/CoSIDA Academic All-America)

PLAYER	YEAR
Kyleen Bell	2000, 2001
Carolyn Clevenger	1998, 1999
Kele Eveland	(3rd) 2003
Teegan Van Gunst	2015, 2016

ESPN THE MAGAZINE ACADEMIC ALL-DISTRICT

(as selected by CoSIDA; formerly GTE/CoSIDA Academic All-America)

PLAYER	YEAR	TEAM
Lynnette Anderson	1997	2nd
Kyleen Bell	1999	2nd
	2000, 01	1st
Carolyn Clevenger	1997, 98, 99	1st
Kele Eveland	2002	2nd
	2003	1st
Jayme Gergen	2004	2nd
Allie Niekamp	2008	2nd
Cris Omiecinski	1995	1st
Lauren Sauer	2003	1st
	2004	2nd
Ulrike Stegemann	2005	3rd
	2007	2nd
Teegan Van Gunst	2014	2nd
	2015	1st
	2016	1st

WEAVER-JAMES-CORRIGAN POSTGRADUATE SCHOLARSHIP

Kyleen Bell	1992
Carolyn Clevenger	2000
Kele Eveland	2004

NCAA POSTGRADUATE SCHOLARSHIP

Teegan Van Gunst	2016

ACC SCHOLAR ATHLETE OF THE YEAR

Teegan Van Gunst	2016

ACADEMIC ALL-ACC

Beginning in 2005, the ACC started recognizing student-athletes that excelled both on the court and in the classroom (achieving a 3.0 grade point average or higher for the academic year as well as during her entire athletic career.)

2005	Lindsey Laband
	Ulrike Stegemann
2006	Allie Niekamp
	Abby Showers
	Ulrike Stegemann
2007	Nikki Kaminskas
	Allie Niekamp
	Ulrike Stegemann
2008	Allie Niekamp
	Asia Stawicka
2009	Jordan McCullers
	Brittany Roderick
	Asia Stawicka
2010	Jordan McCullers
	Jennifer Percy
	Asia Stawicka
2011	Kaleigh Colson
	Susan Carlson
	Monique Mead
	Nicki Meyer
2012	Kaleigh Colson
	Susan Carlson
	Annie Czarnecki
	Nicki Meyer
2013	Kaleigh Colson
	Courtney Felinski
2014	Annika Olsen
	Annika Van Gunst
	Teegan Van Gunst
2015	Teegan Van Gunst
2016	Teegan Van Gunst
	London Ackermann
	Becca Martin
	Annika Van Gunst
2017	Gabriela Stavnetchei
	Cori Clifton
2018	Mariana Brambilla
	Mikaila Dowd
2019	Mariana Brambilla
	Mikaila Dowd
	Kayla Kaiser
	Julia Bergmann
2020	Julia Bergmann
	Matti McKissock
2021	Bianca Bertolino
	Mariana Brambilla
	Matti McKissock
	Breland Morrissette

ACC HONOR ROLL

The ACC annually recognizes the student-athletes who achieve a grade point average of 3.0 or higher for the academic year.

1984	Heidi Grunwald
1985	Robin Swats
1986	Lisa Kofskey
1987	Margaret Gales, Laura Rullman
1988	Margaret Gales, Elaine Griffith
1989	Jennifer Beemsterboer
1990	Jennifer Beemsterboer
1991	Jaime Keating, Jennifer Wagner
1992	Haley Dorminy, Melissa Jenkins, Jaime Keating, Jennifer Matullo, Jennifer Wagner
1993	Marta Bickert, Jennifer Matullo, Cris Omiecinski, Jennifer Orr, Jennifer Wagner
1994	Lynnette Anderson, Marta Bickert, Cris Omiecinski, Jennifer Orr, Jennifer Wagner
1995	Lynnette Anderson, Kerry Annel, Jennifer Matullo, Cris Omiecinski, Jennifer Orr
1996	Lynnette Anderson, Heather Bradley, Carolyn Clevenger, Amanda Medrow, Sara McKee, Andrea Nachtrieb, Danielle Olein, Jennifer Orr, Amanda Sabo
1997	Heather Bradley, Carolyn Clevenger
1998	Kyleen Bell, Heather Bradley, Carolyn Clevenger, Maja Pachale
1999	Courtney Adler, Kyleen Bell, Maja Pachale
2000	Courtney Adler, Geeska Banck, Kyleen Bell. Jessica Dickerson, Kele Eveland, Amanda Hess, Maja Pachale
2001	Kyleen Bell, Kele Eveland, Jayme Gergen, Amanda Hess, Dori Pap, Lauren Sauer, Keight Vincent
2002	Kele Eveland, Jayme Gergen, Lindsey Laband, Nicole Pierce, Lauren Sauer, Keight Vincent
2003	Kele Eveland, Jayme Gergen, Katie Mohs, Lauren Sauer
2004	Jacqui Beebe, Jayme Gergen, Lindsey Laband, Katie Mohs, Lauren Sauer, Ulrike Stegemann
2005	Nikki Kaminskas, Lindsey Laband, Callie Miller,

HONORS & AWARDS

Katie Mohs, Allie Niekamp, Jennifer Randall, Stephanie Robbins, Abby Showers, Ulrike Stegemann

2006 Erin Birmingham, Chrissy DeMichelis, Laura DeMichelis, Nikki Kaminskas, Allie Niekamp, Stephanie Robbins, Abby Showers, Ulrike Stegemann

2007 Erin Birmingham, Laura DeMichelis, Nikki Kaminskas, Allie Niekamp, Stephanie Robbins, Brittany Roderick, Ulrike Stegemann

2008 Alison Campbell, Michelle Kandell, Jordan McCullers, Allie Niekamp, Stephanie Robbins, Brittany Roderick, Asia Stawicka

2009 Allison Campbell, Susan Carlson, Chrissy DeMichelis, Bailey Hunter, Nicki Meyer, Brittany Roderick, Asia Stawicka

2010 Alison Campbell, Susan Carlson, Kaleigh Colson, Annie Czarnecki, Ivona Kolak, Jordan McCullers, Monique Mead, Nicki Meyer, Asia Stawicka

2011 Susan Carlson, Kaleigh Colson, Annie Czarnecki, Courtney Felinski, Bailey Hunter, Ivona Kolak, Monique Mead, Nicki Meyer, Zoey Morton, Ali Santi

2012 Callie Bivings, Susan Carlson, Kaleigh Colson, Courtney Felinski, Quinn Evans, Ivona Kolak Nicki Meyer, Zoey Morton, Jennifer Percy, Wimberly Wilson

2013 Kaleigh Colson, Quinn Evans, Courtney Felinski, Ivona Kolak, Jennifer Percy, Lauren Pitz, Annika Van Gunst, Teegan Van Gunst, Wimberly Wilson

2014 Courtney Felinski, Rebecca Martin, Annika Van Gunst, Teegan Van Gunst, Wimberly Wilson

2015 London Ackermann, Rebecca Martin, Lauren Pitz, Gabriela Stavnetchei, Annika Van Gunst, Teegan Van Gunst, Wimberly Wilson

2016 London Ackermann, Ashley Askin, Emily Becker, Rebecca Martin, Lauren Pitz, Gabriela Stavnetchei, Annika Van Gunst, Teegan Van Gunst

2017 Ashley Askin, Emily Becker, Cori Clifton, Lauren Frerking, Coral Kazaroff, Sam Knapp, Simone Spencer, Gabi Stavnetchei

2018 Emily Becker, Mariana Brambilla, Cori Clifton, Gabi Dolan, Lexi Dorn, Mikaila Dowd, Lauren Frerking, Coral Kazaroff, Sam Knapp, Matti McKissock, Breland Morrissette, Grace Rigsbee, Maddie Tippett

2019 Emily Becker, Julia Bergmann, Mariana Brambilla, Cori Clifton, Kodie Comby, Lexi Dorn, Mikaila Dowd, Kayla Kaiser, Coral Kazaroff, Sam Knapp, Matti McKissock, Breland Morissette, Erin Moss, Savannah Ogle, Simone Spencer, Maddie Tippett

2020 Julia Bergmann, Mariana Brambilla, Cori Clifton, Isabella D'Amico, Mikaila Dowd, Kayla Kaiser, Grace McIntosh, Matti McKissock, Breland Morrissette, Erin Moss, Elizabeth Patterson, Grace Rigsbee, Maddie Tippett, Dominique Washington

2021 Bianca Bertolino, Mariana Brambilla, Isabella D'Amico, Mikaila Dowd, Nicole Drewnick, Kali Engeman, Laura Fischer, Ashlyn Goolsby, Leia Harper, Kayla Kaiser, Breland Morrissette, Erin Moss, Elizabeth Patterson, Paola Pimentel, Maddie Tippett

MISCELLANEOUS

GEORGIA COLLEGIATE COACH OF THE YEAR

Shelton Collier	1995

NCAA ALL-REGION TEAM (LOUISVILLE)

Bianca Bertolino	2021
Mariana Brambilla	2021
Matti McKissock	2021

NIVC TOURNAMENT MVP

Mariana Brambilla	2019

NIVC ALL-TOURNAMENT TEAM

Kerry Annel	1993
Mariana Brambilla	2019
Matti McKissock	2019
Julia Bergmann	2019

PEACH OF AN ATHLETE

Jennifer Orr	1997
Carolyn Clevenger	2000

TOTAL PERSON AWARD

Considered Georgia Tech Athletics' highest honor; presented annually to the Institute's male and female senior student-athletes who best exemplify excellence in academics, athletics, leadership and service.

Jennifer Wagner	1995
Kerry Annel	1996
Carolyn Clevenger	2000
Kyleen Bell	2002
Kele Eveland	2004
Jayme Gergen	2005
Allie Niekamp	2009

BOBBY DODD SCHOLARSHIP

Presented annually to the Institute's top returning male and female student-athletes.

Cris Omiecinski	1995
Jennifer Orr	1996
Carolyn Clevenger	1999
Ulrike Stegemann	2007

L.W. CHIP ROBERTS AWARD

Presented annually to one graduating male and one graduating female student-athlete who is considered the top student-athlete academically, athletically, and in campus life.

Jordan McCullers	2011

GT SPORTS HALL OF FAME

Kerry Annel
Played 1992-95
Inducted 2005

Cris Omiecinski
Played 1992-95
Inducted 2006

Andrea Nachtrieb
Played 1993-96
Inducted 2008

Maja Pachale
Played 1998-01
Inducted 2012

Kele Eveland
Played 2000-03
Inducted 2013

Lynnette Moster
Played 2001-04
Inducted 2014

ALL-TIME LETTERWINNERS

Aimee Boulet

Nikki Kaminskas

Allie Niekamp

Christine Shelby

A

Abery, Sheila	1984-85-87
Ackermann, London	2013-14-15-16
Adler, Courtney	1999-00
Anderson, Lynnette	1994-95-96-97
Annel, Kerry	1992-93-94-95
Armstrong, Luann	1986
Askin, Ashley	2014-15-16-17
Aston, Marisa	2001-02-03-04

B

Banck, Geeske	2000
Becker, Emily	2016-19
Beebe, Jacqui	2003-04
Beemsterboer, Jennifer	1987-88-89-90
Bell, Kyleen	1998-99-00-01
Benda, Gabby	2015-16-17
Bergmann, Julia	**2019-20-21**
Bertolino, Bianca	**2021**
Bickert, Marta	1993-94
Bivings, Callie	2013-14
Birmingham, Erin	2006-07
Boulet, Aimee	1995-96-97-98
Bradley, Heather	1996-97-98
Brambilla, Mariana	2018-19-20-21
Brown, Mandy	1983-84
Bruton, Bridget	1994

C

Campbell, Alison	2008-09-10
Carlson, Susan	2009-10-11-12
Carter, Mia	1987
Castillo, Jennifer	1991-92
Clark-Bibbs, Chanell	2012-13
Clevenger, Carolyn	1996-97-98-99
Clifton, Cori	2017-18-19
Colson, Kaleigh	2010-11-12-13
Comby, Kodie	2016-17-18-19
Coman, Angee	1987-88-89-90
Czarnecki, Annie	2009-10-12

D

D'Amico, Isabella	**2020-21**
DeMichelis, Chrissy	2006-07-08
DeMichelis, Laura	2005-06-07
Dickerson, Jessica	2000-01
Dorminy, Haley	1991-92
Dorn, Lexi	2018-19
Dowd, Mikaila	2018-19-20-21
Drewnick, Nicole	**2021**
Drummond, Michelle	1990-91
Duncan, Rachelle	1981-82

E

Engeman, Kali	**2021**
Evans, Quinn	2010-11-12-13
Eveland, Kele	2000-01-02-03

F

Felling, Cindy	1981-82
Fitts, Susan	1981-82
Felinski, Courtney	2011-12-13-14
Fischer, Laura	**2021**
Frerking, Lauiren	2017-18

G

Gales, Margaret	1986-87-88-89
Gartner, Carla	1995-96-97-98
Gergen, Jayme	2001-02-03-04
Gergesha, Carol	1986
Gillespie, Jennifer	1988-89
Golson, Katie	1999
Goolsby, Ashlyn	**2021**
Gray, Lindsey	2004-05-06-07
Griffith, Elaine	1985-86-87-88
Grubka, Laura	1998-99
Grunwald, Heidi	1984

H

Harper, Leia	**2021**
Haught, Emily	1989
Henson, Linda	1981
Hess, Amanda	2000-01
Hinesley, Kristine	1991-92-93
Holder, Sherri	1984
Hood, Michelle	1984
Horton, Ashtaan	2014
Hunter, Bailey	2008-09-10-12

J

Jenkins, Melissa	1990-91-92-93

K

Kaiser, Kayla	2018-19-20-21
Kaminskas, Nikki	2004-05-06-07
Kandell, Michelle	2005-06-07-08
Kavalchuk, Anna	2015
Kazaroff, Coral	2018-19
Kearns, Lee Ann	1981-82-83
Keating, Jaime	1990-91-92
Kellogg, Talisa	2005-06-07-08
Kissman, Jordan	2009
Kofskey, Lisa	1986-87-88-89
Kolak, Ivona	2010-11-12-13
Komula, Rochelle	1994-95-96-97
Knapp, Sam	2017-18-19
Kray, Lisa	1981-82
Kuhn, Laura	2001-02-03-04

L

Laband, Lindsey	2002-03-04-05
Laborda, Paola	2019
Lindsay, Laura	1982

M

Mabry, Eida	2000
Malins, Wendy	1988-89-90-91
Martin, Kim	1982-83-84-85
Martin, Rebecca	2013-14-15-16
McCullers, Jordan	2007-08-09-10
McIntosh, Grace	2019
McKee, Sara	1996-97-98-99
McKissock, Matti	2018-19-20-21
Mead, Monique	2009-10-11-12
Medrow, Amanda	1996-97-98-99
Mesquita, Tina	2001
Meyer, Nicki	2009-10-11-12
Miller, Callie	2005-06-07-08
Miller, Merran	1997-98
Mills, Melinda	1982
Matullo, Jennifer	1992-93-94-95
Mohs, Katie	2003-04-05
Moon, Blair	2002
Moore, Karla	1991-92
Moran, Alexis	1998-99
Morrissete, Breland	**2018-19-20-21**
Morton, Zoey	2011-12-13
Moss, Erin	**2019-20-21**
Moster, Lynnette	2001-02-03-04

N

Nachtrieb, Andrea	1993-94-95-96
Nedderman, Anna	1998-99
Niekamp, Allie	2005-06-07-08

O

Olein, Danielle	1994-95-96-97
Olsen, Annika	2014
Olszowka, Donna	1984
Omiecinski, Cris	1992-93-94-95
Organ, Erica	1990-91-92-93
Orr, Jennifer	1993-94-95-96

P

Pachale, Maja	1998-99-00-01
Pap, Dori	2000-01
Patterson, Elizabeth	**2020-21**
Percy, Jennifer	2010-11-12-13
Perrou, Beth	1992-93
Peters, Linda	1988-89-90
Pierce, Nicole	2002-03
Pimentel, Paola	**2021**
Pitz, Lauren	2014-15-16
Preiss, Alexandra	2000-01-02-03
Prida, Liana	1995
Propp, Angie	1992-93-94

R

Randall, Jennifer	2002-03-04-05
Rigsbee, Grace	2017-18-19-20
Robbins, Stephanie	2005-06-07-08
Roderick, Brittany	2006-07-08-09
Rullman, Laura	1985-86-87-88

S

Sabo, Amanda	1996-97-98
Sanden, Lauren	**2021**
Santi, Ali	2011
Sartor, Sandra	1984-85-86-87
Sauer, Lauren	2001-02-03-04
Schmid, Sharon	1981-82-83
Schorn, Dena	1996-97
Scott, Sara	1985
Shelby, Christine	1997-98-99-00
Shelton, Shannon	1987-88-89-90
Showers, Abby	2003-04-05-06
Shuchart, Sylvia	1981-82-83-84
Smith, Carol	1981-82
Smith, Jennifer	1991
Smith, Jessica	1986-87-88-89
Smith, Shellee	1989-90-91
Spencer, Simone	2017-19
Stavnetchei, Gabriela	2014-15-16-17
Stawicka, Asia	2008-09-10-11
Stegemann, Ulrike	2004-05-06-07
Swats, Robin	1985-86-88-89

T

Tebelak, Jennifer	1991-92-93-94
Tippett, Maddie	2018-19-20-21
Tippins, Mary Ashley	2007-08-09-10
Townsend, Teryl	1996-98-99-00
Tucci, Hannah	2009

V

Van Gunst, Annika	2013-14-15-16
Van Gunst, Teegan	2013-14-15-16
Vincent, Keight	2000-01-02-03

W

Wagner, Jennifer	1991-92-93-94
Washington, Dominique	2018-19
Watson, Lori	1981
Weston, Jaime	1990
Williams, Bessie	1982-83
Wilson, Kendall	2018
Wilson, Sydney	2014-15-16-17
Wilson, Wimberly	2013-14-15
Woodson, Alexis	2010-11
Woodson, Mariah	2010-11
Wycoff, Wynne	1985-86-87

Z

Zerbi, Mariangeli	1982-83

COACHING HISTORY

DAVID HOUSER (1980-81)

YEAR	OVERALL	PCT.
1980	23-16	.590
1981	20-20	.500
	43-36	.544

MARY ANN INGRAM (1982-83)

YEAR	OVERALL	PCT.	ACC	PCT.
1982	22-16	.579	--	--
1983	3-24	.111	0-7	.000
	25-40	.385	0-7	.000

TERRY CHAMBERS (1984)

YEAR	OVERALL	PCT.	ACC	PCT.
1984	4-22	.154	0-7	.000
	4-22	.154	0-7	.000

JUDY SACKFIELD (1985-90)

YEAR	OVERALL	PCT.	ACC	PCT.
1985	4-26	.133	0-7	.000
1986	8-20	.286	0-7	.000
1987	18-20	.474	0-6	.000
1988	20-16	.556	0-6	.000
1989	17-20	.459	0-6	.000
1990	8-30	.211	0-6	.000
	75-132	.362	0-38	.000

SHELTON COLLIER (1991-2001)

YEAR	OVERALL	PCT.	ACC	PCT.
1991	27-9	.750	3-4	.429
1992	30-10	.750	4-3	.571
1993	25-13	.658	8-6	.571
1994	26-9!	.743	*11-3	.786
1995	29-7!	.806	*^12-2	.857
1996	32-8!	.800	11-5	.688
1997	19-15	.559	10-6	.625
1998	22-13	.629	10-6	.625
1999	17-14	.548	6-10	.375
2000	25-8!	.758	*13-3	.813
2001	19-8!	.704	12-4	.750
	271-114	.704	100-52	.658

BOND SHYMANSKY (2002-08)

YEAR	OVERALL	PCT.	ACC	PCT.
2002	33-6!	.846	^13-3	.813
2003	34-4!	.895	*15-1	.938
2004	27-7!	.794	*16-0	1.000
2005	16-15	.516	12-10	.545
2006	20-12	.625	12-10	.545
2007	22-10	.688	16-6	.727
2008	20-10	.667	12-8	.600
	172-64	.729	96-38	.716

TONYA JOHNSON (2009-13)

YEAR	OVERALL	PCT.	ACC	PCT.
2009	21-10!	.677	15-5	.750
2010	18-14	.563	11-9	.550
2011	15-16	.484	8-12	.400
2012	19-12	.613	10-10	.500
2013	12-20	.375	6-14	.300
	85-72	.541	50-50	.500

MICHELLE COLLIER (2014-PRESENT)

YEAR	OVERALL	PCT.	ACC	PCT.
2014	13-18	.419	6-12	.300
2015	18-14	.563	9-11	.450
2016	24-8	.750	15-5	.750
2017	13-18	.419	8-12	.400
2018	18-15	.545	6-12	.333
2019	26-8%	.765	14-4	.778
2020	14-5!	.737	13-4	.765
2021	26-6!	.813	14-4	.778
	152-92	.623	85-64	.570

* ACC Regular Season Champions
^ ACC Tournament Champions
! NCAA Tournament Participants
% NIVC Champions

RESULTS VS. OPPONENTS

OPPONENT	MATCHES	GM	LAST
Abilene Christian	1-0	3-0	W, 2018
Air Force	1-0	3-0	W, 1999
Alabama	5-1	15-8	L, 2018
Alabama A&M	4-0	12-0	W, 2019
Alabama State	1-3	3-6	W, 2018
Appalachian State	1-2	4-6	W, 1992
Arkansas	7-0	21-3	W, 2021
Arkansas-Little Rock	1-0	3-0	W, 1999
Arizona	0-2	0-6	L, 2007
Arizona State	0-3	2-9	L, 2019
Auburn	6-8	20-32	L, 2017
Augusta	10-0	25-2	W, 1989
Austin Peay	1-0	3-0	W, 2009
Baptist	1-1	4-3	W, 1990
Baylor	0-1	0-3	L, 2009
Belmont	1-0	3-0	W, 1999
Bethune Cookman	1-0	3-0	W, 1997
Boston College	24-5	78-27	W, 2021
Bowling Green State	2-0	6-0	W, 2012
Bryan	0-2	0-5	L, 1982
California	1-0	3-1	W, 2003
California-Riverside	1-0	3-1	W, 2013
California-San Diego	0-1	0-3	L, 1992
California-Santa Barbara	1-2	4-6	W, 2004
Cal State Fullerton	2-0	6-2	W, 2012
Cal State Northridge	0-1	0-3	L, 1992
Campbell	3-0	9-1	W, 1996
Charleston Southern	4-0	12-0	W, 2012
Chicago State	1-0	3-0	W, 1995
Cincinnati	1-1	4-4	W, 1996
Clemson	38-35	138-130	W, 2021
Cleveland State	1-0	3-0	W, 2012
Coastal Carolina	10-4	34-15	W, 2016
College of Charleston	4-1	10-6	L, 2018
Colorado	1-1	4-5	L, 2000
Colorado State	0-3	2-9	L, 2004
Columbus	6-3	15-10	W, 1982
Connecticut	1-0	3-0	W, 2013
Cornell	1-0	3-0	W, 2002
Creighton	1-0	3-0	W, 1998
Davidson	7-0	21-1	W, 2000
Denver	0-1	1-3	L, 2009
DePaul	1-0	3-0	W, 1995
Duke	25-46	106-153	W, 2021
East Carolina	4-1	13-4	W, 1993
East Tennessee State	2-3	10-9	L, 2014
Eastern Illinois	1-0	3-0	W, 2008
Erskine	0-2	0-4	L, 1983
Evansville	0-1	0-3	L, 1990
Flagler	1-0	2-1	W, 1982
Florida	0-1	1-3	L, 2012
Florida A&M	12-0	33-3	W, 2013
Florida Atlantic	2-0	6-1	W, 1994
Florida Gulf Coast	1-0	3-0	W, 2010
Florida International	1-0	3-0	W, 2002
Florida State	35-22	123-91	W, 2021
Fontebonne	0-1	0-3	L, 1984
Furman	10-8	37-27	L, 2017
Gardner-Webb	1-0	3-0	W, 2014
George Mason	3-0	9-1	W, 2002
Georgetown	2-1	8-3	W, 2018
George Washington	1-0	3-1	W, 2005
Georgia	18-24	64-80	W, 2021
Georgia Southern	7-0	21-2	W, 2015
Georgia State	37-3	112-17	W, 2016
Hawaii	0-2	1-6	L, 2003
Houston Baptist	1-0	3-0	W, 2011
Huntington	3-0	6-1	W, 1982
Idaho State	1-1	3-4	W, 2018
Illinois	0-4	1-12	L, 1997
Illinois State	1-1	5-4	W, 1999
Indiana	1-2	6-7	W, 2021
IPFW	1-0	3-0	W, 2004
IUPUI	1-0	3-0	W, 2019
Jacksonville	3-2	9-5	W, 2014
Jacksonville State	3-2	9-4	W, 2013
James Madison	1-2	3-7	L, 1990
Kansas	1-0	3-0	W, 1993
Kansas State	3-2	11-10	W, 2017
Kennesaw State	2-2	8-8	L, 2019
Kentucky	2-3	10-11	L, 2007
Lake City	0-3	1-6	L, 1982
Lake Erie	1-0	3-2	W, 1991
Liberty	1-1	4-3	W, 2019
Lipscomb	3-0	9-4	W, 2020
Long Beach State	1-2	5-7	W, 2019
Long Island University	1-0	3-1	W, 2005
Louisiana-Lafayette	2-0	6-0	W, 2019
Louisville	3-12	14-39	L, 2021
Loyola-Chicago	1-0	3-0	W, 2000
Loyola-Marymount	0-1	2-3	L, 2010
LSU	1-1	4-3	W, 2001
Marshall	1-1	4-5	L, 2018
Maryland	28-28	113-104	L, 2013
Massachusetts	1-0	3-0	W, 2000
Mercer	29-1	78-9	W, 2015
Miami	13-17	59-66	W, 2021
Miami (Ohio)	3-0	9-2	W, 2004
Michigan	0-4	5-12	L, 2016
Michigan State	3-0	9-2	W, 2017
Middle Tennessee State	2-3	9-9	L, 2011
Minnesota	1-6	8-20	L, 2020
Mississippi	2-1	7-6	W, 2009
Mississippi State	1-5	5-14	W, 2021
Montana	0-1	0-3	L, 1992
Montevallo	0-2	0-4	L, 1981
Morehead State	1-2	3-6	W, 1992
Nebraska	1-1	3-5	L, 2015
New Mexico	0-1	1-3	L, 2013
New Orleans	0-3	0-9	L, 1990
Nicholls State	2-0	6-4	W, 1991
North Alabama	1-2	2-4	L, 1982
North Carolina	29-38	114-142	W, 2021
North Carolina State	47-20	153-85	W, 2021
North Carolina A&T	1-0	3-0	W, 1993
North Dakota	1-0	3-0	W, 2017
Northeastern Illinois	1-0	3-0	W, 1995
Northeastern Louisiana	1-0	3-0	W, 1992
Northern Illinois	2-0	6-0	W, 2018
Northern Iowa	1-1	4-5	W, 2006
North Florida	3-0	9-0	W, 2017
North Georgia	10-0	21-2	W, 1982
Northwestern	1-1	3-3	L, 2005
Notre Dame	7-6	26-26	L, 2021
Oglethorpe	5-0	10-1	W, 1982
Ohio	0-1	2-3	L, 2009
Ohio State	1-2	3-6	W, 2021
Oklahoma	1-2	4-7	W, 2021
Oral Roberts	1-0	3-0	W, 2010
Pacific	1-2	5-7	W, 2016
Penn	0-1	1-3	L, 1987
Penn State	1-3	3-10	W, 2021
Pepperdine	0-3	2-9	L, 2007
Pittsburgh	2-11	13-36	L, 2021
Providence	2-0	6-0	W, 1995
Purdue	0-1	1-3	L, 2004
Radford	0-1	0-3	L, 1986
Rhode Island	1-0	3-0	W, 2001
Rice	1-1	5-3	L, 2011
Rollins	0-2	0-4	L, 1984
Saint Mary's	0-1	1-3	L, 1998
Samford	5-2	16-7	L, 2011
Sam Houston State	1-2	3-6	W, 2006
San Diego	0-1	0-3	L, 2017
San Jose State	1-0	3-0	W, 2003
Santa Clara	1-0	3-0	W, 2003
Sienna College	3-0	9-0	W, 2015
South Alabama	3-2	10-8	W, 2018
South Carolina	1-4	7-13	L, 2014
South Carolina State	5-0	15-1	W, 1998
South Dakota	1-0	3-0	W, 2019
South Florida	4-2	14-9	W, 2018
Southeast Missouri	1-0	3-1	W, 2009
Southern	1-0	3-0	W, 2019
Southern California	0-1	0-3	L, 2004
Southern Mississippi	2-2	10-7	W, 2014
Southern Methodist	2-1	6-3	L, 2014
Southwest Texas State	1-0	3-0	W, 1992
Spelman	3-0	6-0	W, 1982
St. John's	1-1	4-3	W, 2021
Stanford	0-2	2-6	L, 1995
Stetson	2-2	8-6	W, 2006
Syracuse	7-6	23-25	W, 2021
TCU	1-0	3-1	W, 2019
Temple	2-0	6-0	W, 2007
Tennessee	1-2	7-6	W, 2013
Tennessee Nazarene	1-0	2-0	W, 1984
Tennessee State	1-0	3-0	W, 2016
Tennessee Tech	6-6	18-24	W, 2011
Tennessee Temple	3-2	9-5	W, 1985
Texas	0-2	0-6	L, 2017
Texas A&M	0-1	1-3	L, 1998
Texas-Arlington	1-0	3-0	W, 1999
Texas Southern	1-0	3-0	W, 2014
Texas Tech	1-0	3-0	W, 2001
The Citadel	2-0	6-0	W, 2021
Toledo	2-0	6-1	W, 2006
Troy	1-3	4-8	W, 2019
Tulane	1-0	3-1	W, 2018
Tuskegee	1-3	2-6	W, 1982
UAB	3-16	17-47	W, 2010
UAH	1-0	3-0	W, 1987
UC Davis	1-0	3-2	W, 2015
UCF	4-2	12-7	W, 2021
UCLA	0-3	2-9	L, 2021
UNC-Asheville	10-0	30-3	W, 2019
UNC-Charlotte	4-5	14-16	W, 1992
UNC-Greensboro	2-0	6-1	W, 1992
UNC-Wilmington	3-0	9-1	W, 2000
USC-Aiken	1-1	3-2	W, 1991
UT-Chattanooga	9-6	28-19	W, 2013
UT-Martin	1-0	3-0	W, 2015
Utah	0-2	0-6	L, 2014
Utah Valley State	1-0	3-0	W, 2007
UTEP	2-0	6-1	W, 1999
UTSA	0-1	1-3	L, 2011
Valdosta	7-0	14-2	W, 1981
VCU	1-0	3-2	W, 1992
Villanova	2-1	7-4	L, 2017
Virginia	41-22	141-84	W, 2021
Virginia Tech	18-10	59-41	W, 2021
Wake Forest	38-12	122-58	W, 2021
Washington	0-1	0-3	L, 2010
Wesleyan	5-0	12-2	W, 1982
West Georgia	5-12	23-30	W, 1992
Western Carolina	11-9	39-32	W, 2007
Western Kentucky	1-1	3-3	W, 2021
Western Michigan	1-0	3-0	W, 2003
William & Mary	3-0	9-1	W, 1998
Winthrop	11-1	33-10	W, 2018
Wisconsin	1-1	5-5	L, 2004
Wisconsin-Milwaukee	2-1	6-4	L, 1997
Wofford	1-0	3-2	W, 2018

SERIES HISTORY

ABILENE CHRISTIAN

GT LEADS 1-0; SETS 3-0

DATE	LOCATION	W/L	SETS
8/25/18	Atlanta, Ga.	W	3-0

SERIES
Home: 1-0, Away: 0-0, Neutral: 0-0

AIR FORCE

GT LEADS 1-0; SETS 3-0

DATE	LOCATION	W/L	SETS
9/17/99	Tuscaloosa, Ala.	W	3-0

SERIES
Home: 0-0, Away: 0-0, Neutral: 1-0

ALABAMA

GT LEADS 5-1; SETS 15-8

DATE	LOCATION	W/L	SETS
9/22/89	Atlanta, Ga.	W	3-1
9/17/94	Atlanta, Ga.	W	3-1
9/18/99	Tuscaloosa, Ala.	W	3-1
9/20/02	Atlanta, Ga.	W	3-2
8/30/03	Tuscaloosa, Ala.	W	3-0
9/7/18	Tuscaloosa, Ala.	L	0-3

SERIES
Home: 3-0, Away: 2-1, Neutral: 0-0

ALABAMA A&M

GT LEADS 4-0; SETS 12-0

DATE	LOCATION	W/L	SETS
12/4/03	Atlanta, Ga.	W	3-0
8/28/10	Atlanta, Ga.	W	3-0
9/20/14	Atlanta, Ga.	W	3-0
12/6/19	Atlanta, Ga.	W	3-0

SERIES
Home: 4-0, Away: 0-0, Neutral: 0-0

ALABAMA STATE

GT TRAILS 1-3; SETS 4-6

DATE	LOCATION	W/L	SETS
11/6/81	Atlanta, Ga.	L	1-2
10/29/82	Atlanta, Ga.	L	0-2
10/30/82	Atlanta, Ga.	L	0-2
8/30/18	Atlanta, Ga.	W	3-0

SERIES
Home: 1-3, Away: 0-0, Neutral: 0-0

APPALACHIAN STATE

GT TRAILS 1-2; SETS 4-6

DATE	LOCATION	W/L	SETS
10/24/86	Rock Hill, S.C.	L	0-2
9/28/90	Charlotte, N.C.	L	1-3
9/4/92	Conway, S.C.	W	3-1

SERIES
Home: 0-0, Away: 0-0, Neutral: 1-2

ARKANSAS

GT LEADS 7-0; SETS 21-3

DATE	LOCATION	W/L	SETS
9/14/96	Mankato, Minn.	W	3-0
10/14/01	Atlanta, Ga.	W	3-1
8/24/07	Jonesboro, Ark.	W	3-1
9/5/08	Atlanta, Ga.	W	3-0
9/15/18	Atlanta, Ga.	W	3-1
9/19/19	Athens, Ga.	W	3-0
9/16/21	Raleigh, N.C.	W	3-0

SERIES
Home: 3-0, Away: 0-0, Neutral: 4-0

ARKANSAS-LITTLE ROCK

GT LEADS 1-0; SETS 3-0

DATE	LOCATION	W/L	SETS
9/4/99	Arlington, Texas	W	3-0

SERIES
Home: 0-0, Away: 0-0, Neutral: 1-0

ARIZONA

GT TRAILS 0-2; SETS 0-6

DATE	LOCATION	W/L	SETS
9/2/05	Tucson, Ariz.	L	0-3
9/8/07	Atlanta, Ga.	L	0-3

SERIES
Home: 0-1, Away: 0-1, Neutral: 0-0

ARIZONA STATE

GT TRAILS 0-3; SETS 2-9

DATE	LOCATION	W/L	SETS
9/2/98	Phoenix, Ariz.	L	1-3
9/11/99	Atlanta, Ga.	L	0-3
9/14/19	Norman, Okla.	L	1-3

SERIES
Home: 0-1, Away: 0-1, Neutral: 0-1

AUBURN

GT TRAILS 6-8; SETS 20-32

DATE	LOCATION	W/L	SETS
9/30/87	Auburn, Ala.	L	0-3
11/4/87	Atlanta, Ga.	L	0-3
11/14/88	Atlanta, Ga.	L	0-3
10/31/89	Auburn, Ala.	L	1-3
11/7/89	Atlanta, Ga.	L	0-3
10/3/90	Auburn, Ala.	L	0-3
9/23/92	Atlanta, Ga.	W	3-1
9/18/93	Auburn, Ala.	W	3-1
9/18/94	Atlanta, Ga.	W	3-2
9/14/95	Atlanta, Ga.	W	3-2
9/21/96	Atlanta, Ga.	L	1-3
9/6/15	Atlanta, Ga.	W	3-1
8/26/16	Auburn, Ala.	W	3-1
8/25/17	Atlanta, Ga.	L	0-3

SERIES
Home: 4-5, Away: 2-3, Neutral: 0-0

AUGUSTA

GT LEADS 10-0; SETS 25-2

DATE	LOCATION	W/L	SETS
10/22/81	Atlanta, Ga.	W	2-1
11/3/81	Atlanta, Ga.	W	2-0
10/1/82	Atlanta, Ga.	W	2-0
10/8/82	Columbus, Ga.	W	2-0
11/3/82	Augusta, Ga.	W	2-0
10/13/87	Augusta, Ga.	W	3-1
10/30/87	Atlanta, Ga.	W	3-0
9/24/88	Atlanta, Ga.	W	3-0
10/5/88	Augusta, Ga.	W	3-0
10/4/89	Atlanta, Ga.	W	3-0

SERIES
Home: 6-0, Away: 3-0, Neutral: 1-0

AUSTIN PEAY

GT LEADS 1-0; SETS 3-0

DATE	LOCATION	W/L	SETS
8/29/09	Atlanta, Ga.	W	3-0

SERIES
Home: 1-0, Away: 0-0, Neutral: 0-0

BAPTIST

SERIES TIED 1-1; SETS 4-3

DATE	LOCATION	W/L	SETS
10/24/86	Rock Hill, S.C.	L	1-2
9/15/90	New Orleans, La.	W	3-1

SERIES
Home: 0-0, Away: 0-0, Neutral: 1-1

BAYLOR

GT TRAILS 0-1; SETS 0-3

DATE	LOCATION	W/L	SETS
12/4/09	Los Angeles, Calif.	L	0-3

SERIES
Home: 0-0, Away: 0-0, Neutral: 0-1

BELMONT

GT LEADS 1-0; SETS 3-0

DATE	LOCATION	W/L	SETS
9/18/99	Tuscaloosa, Ala.	W	3-0

SERIES
Home: 0-0, Away: 0-0, Neutral: 1-0

BETHUNE COOKMAN

GT LEADS 1-0; SETS 3-0

DATE	LOCATION	W/L	SETS
9/5/97	Atlanta, Ga.	W	3-0

SERIES
Home: 1-0, Away: 0-0, Neutral: 0-0

BOSTON COLLEGE

GT LEADS 24-5; SETS 78-27

DATE	LOCATION	W/L	SETS
9/16/95	Atlanta, Ga.	W	3-0
9/17/95	Atlanta, Ga.	W	3-0
10/8/05	Atlanta, Ga.	W	3-0
11/18/05	Chestnut Hill, Mass.	L	1-3
10/8/06	Chestnut Hill, Mass.	L	1-3
11/17/06	Atlanta, Ga.	W	3-1
10/20/07	Atlanta, Ga.	W	3-0
11/21/07	Chestnut Hill, Mass.	W	3-2
10/19/08	Chestnut Hill, Mass.	W	3-0
11/21/08	Atlanta, Ga.	W	3-0
10/10/09	Atlanta, Ga.	W	3-0
11/6/09	Chestnut Hill, Mass.	W	3-0
10/22/10	Atlanta, Ga.	W	3-0
10/9/11	Atlanta, Ga.	W	3-0
11/4/11	Chestnut Hill, Mass.	W	3-1
9/21/12	Atlanta, Ga.	W	3-0
10/28/12	Chestnut Hill, Mass.	W	3-0
10/27/13	Chestnut Hill, Mass.	W	3-2
11/22/13	Atlanta, Ga.	W	3-0
11/14/14	Atlanta, Ga.	W	3-2
9/27/15	Atlanta, Ga.	W	3-2
11/1/15	Chestnut Hill, Mass.	W	3-1
10/14/16	Atlanta, Ga.	W	3-1
10/6/17	Chestnut Hill, Mass.	L	1-3
10/22/17	Atlanta, Ga.	W	3-0
9/23/18	Atlanta, Ga.	L	1-3
9/29/19	Atlanta, Ga.	L	2-3
3/12/21	Atlanta, Ga.	W	3-0
10/24/21	Chestnut Hill, Mass.	W	3-0

SERIES
Home: 16-2, Away: 8-3, Neutral: 0-0

BOWLING GREEN ST.

GT LEADS 2-0; SETS 6-0

DATE	LOCATION	W/L	SETS
12/4/93	Kansas City, Mo.	W	3-0
8/31/12	Bloomington, Ind.	W	3-0

SERIES
Home: 0-0, Away: 0-0, Neutral: 2-0

BRYAN

GT TRAILS 0-2; SETS 0-5

DATE	LOCATION	W/L	SETS
10/24/81	Atlanta, Ga.	L	0-2
10/22/82	Carrollton, Ga.	L	0-3

SERIES
Home: 0-1, Away: 0-0, Neutral: 0-1

CALIFORNIA

GT LEADS 1-0; SETS 3-1

DATE	LOCATION	W/L	SETS
12/12/03	Dallas, Texas	W	3-1

SERIES
Home: 0-0, Away: 0-0, Neutral: 1-0

CAL - RIVERSIDE

GT LEADS 1-0; SETS 3-1

DATE	LOCATION	W/L	SETS
9/6/13	Albuquerque, N.M.	W	3-1

SERIES
Home: 0-0, Away: 0-0, Neutral: 1-0

CAL - SAN DIEGO

GT TRAILS 0-1; SETS 0-3

DATE	LOCATION	W/L	SETS
9/12/92	Santa Barbara, Calif.	L	0-3

SERIES
Home: 0-0, Away: 0-0, Neutral: 0-1

CAL - SANTA BARBARA

GT TRAILS 1-2; SETS 4-6

DATE	LOCATION	W/L	SETS
8/30/97	Lexington, Ky.	L	1-3
9/10/99	Atlanta, Ga.	L	0-3
12/4/04	Long Beach, Calif.	W	3-0

SERIES
Home: 0-1, Away: 0-0, Neutral: 1-1

CAL ST. FULLERTON

GT LEADS 2-0; SETS 6-2

DATE	LOCATION	W/L	SETS
9/2/97	Fullerton, Calif.	W	3-2
8/24/12	Atlanta, Ga.	W	3-0

SERIES
Home: 1-0, Away: 1-0, Neutral: 0-0

CAL ST. NORTHRIDGE

GT TRAILS 0-1; SETS 0-3

DATE	LOCATION	W/L	SETS
9/11/92	Santa Barbara, Calif.	L	0-3

SERIES
Home: 0-0, Away: 0-0, Neutral: 0-1

SERIES HISTORY

CAMPBELL

GT LEADS 3-0; SETS 9-1

DATE	LOCATION	W/L	SETS
10/25/86	Rock Hill, S.C.	W	3-1
9/4/92	Conway, S.C.	W	3-0
9/7/96	Greenville, S.C.	W	3-0

SERIES
Home: 0-0, Away: 0-0, Neutral: 3-0

CHARLESTON SOUTHERN

GT LEADS 4-0; SETS 12-0

DATE	LOCATION	W/L	SETS
9/6/91	Conway, S.C.	W	3-0
10/18/91	Davidson, N.C.	W	3-0
9/1/94	Charlotte, N.C.	W	3-0
8/25/12	Atlanta, Ga.	W	3-0

SERIES
Home: 1-0, Away: 0-0, Neutral: 3-0

CHICAGO STATE

GT LEADS 1-0; SETS 3-0

DATE	LOCATION	W/L	SETS
9/10/95	Chicago, Ill.	W	3-0

SERIES
Home: 0-0, Away: 1-0, Neutral: 0-0

CINCINNATI

SERIES TIED 1-1; 4-4

DATE	LOCATION	W/L	SETS
10/30/88	Atlanta, Ga.	L	1-3
8/30/96	Lexington, Ky.	W	3-1

SERIES
Home: 0-1, Away: 0-0, Neutral: 1-0

CLEMSON

GT LEADS 38-35; SETS 138-130

DATE	LOCATION	W/L	SETS
1980	Atlanta, Ga.	L	0-2
10/29/83	Atlanta, Ga.	L	0-3
11/5/83	Clemson, S.C.	L	0-3
10/16/84	Clemson, S.C.	L	1-3
10/22/85	Atlanta, Ga.	L	0-3
10/22/86	Clemson, S.C.	L	0-3
10/21/87	Atlanta, Ga.	L	1-3
10/18/88	Clemson, S.C.	L	2-3
10/3/89	Atlanta, Ga.	L	0-3
10/16/90	Clemson, S.C.	L	0-3
10/10/91	Atlanta, Ga.	L	2-3
9/29/92	Atlanta, Ga.	L	2-3
11/10/92	Clemson S.C.	W	3-1
9/28/93	Atlanta, Ga.	L	0-3
10/5/93	Clemson, S.C.	L	0-3
9/28/94	Atlanta, Ga.	W	3-0
10/11/94	Clemson, S.C.	L	0-3
11/19/94	Chapel Hill, N.C.	L	0-3
9/26/95	Clemson, S.C.	L	2-3
10/10/95	Atlanta, Ga.	W	3-0
9/25/96	Clemson, S.C.	W	3-0
10/23/96	Atlanta, Ga.	W	3-0
9/30/97	Clemson, S.C.	L	1-3
11/6/97	Atlanta, Ga.	W	3-1
11/23/97	Raleigh, N.C.	L	1-3
10/14/98	Clemson, S.C.	L	0-3
10/27/98	Atlanta, Ga.	W	3-1
11/21/98	College Park, Md.	L	2-3
10/1/99	Atlanta, Ga.	L	1-3
11/2/99	Clemson, S.C.	L	0-3
10/10/00	Atlanta, Ga.	W	3-0
10/27/00	Clemson, S.C.	W	3-0
9/28/01	Atlanta, Ga.	W	3-0
10/23/01	Clemson, S.C.	W	3-1
10/11/02	Clemson, S.C.	W	3-2
11/5/02	Atlanta, Ga.	W	3-1
10/14/03	Clemson, S.C.	W	3-0
11/15/03	Atlanta, Ga.	W	3-1
9/28/04	Clemson, S.C.	W	3-1
11/19/04	Charlottesville, Va.	L	1-3
10/18/05	Atlanta, Ga.	W	3-0
11/15/05	Clemson, S.C.	W	3-2
10/17/06	Clemson, S.C.	L	0-3
11/14/06	Atlanta, Ga.	W	3-2
10/16/07	Atlanta, Ga.	L	0-3
10/30/07	Clemson, S.C.	L	1-3
9/18/08	Clemson, S.C.	W	3-2
11/28/08	Atlanta, Ga.	L	2-3
9/11/09	Atlanta, Ga.	W	3-2
11/27/09	Clemson, S.C.	W	3-2
9/17/10	Clemson, S.C.	L	2-3
11/26/10	Atlanta, Ga.	W	3-2
9/16/11	Atlanta, Ga.	L	0-3
11/23/11	Atlanta, Ga.	L	1-3
9/14/12	Atlanta, Ga.	W	3-0
11/20/12	Clemson, S.C.	L	0-3
10/9/13	Clemson, S.C.	L	0-3
11/14/13	Atlanta, Ga.	W	3-1
10/12/14	Clemson, S.C.	L	1-3
11/28/14	Atlanta, Ga.	W	3-0
9/25/15	Clemson, S.C.	W	3-0
11/11/15	Atlanta, Ga.	L	1-3
10/5/16	Clemson, S.C.	W	3-0
10/26/16	Atlanta, Ga.	W	3-0
9/22/17	Clemson, S.C.	W	3-0
11/15/17	Atlanta, Ga.	W	3-0
10/3/18	Atlanta, Ga.	W	3-2
10/9/19	Clemson, S.C.	W	3-0
11/22/19	Atlanta, Ga.	W	3-1
10/22/20	Atlanta, Ga.	W	3-0
10/23/20	Atlanta, Ga.	W	3-1
10/13/21	Clemson, S.C.	W	3-0
11/24/21	Atlanta, Ga.	W	3-0

SERIES
Home: 23-14, Away: 15-17, Neutral: 0-4

CLEVELAND STATE

GT LEADS 1-0; SETS 3-0

DATE	LOCATION	W/L	SETS
9/1/12	Atlanta, Ga.	W	3-0

SERIES
Home: 1-0, Away: 0-0, Neutral: 0-0

COASTAL CAROLINA

GT LEADS 10-4; SETS 34-15

DATE	LOCATION	W/L	SETS
10/24/86	Rock Hill, S.C.	L	0-2
9/20/87	Jacksonville, Fla.	W	3-1
9/13/88	Conway, S.C.	W	3-0
9/7/91	Conway, S.C.	W	3-0
9/27/91	Charlotte, N.C.	W	3-1
9/5/92	Conway, S.C.	W	3-0
9/4/93	Atlanta, Ga.	W	3-0
12/4/96	Cleveland, Ohio	W	3-0
9/9/00	Atlanta, Ga.	W	3-0
8/30/03	Atlanta, Ga.	W	3-0
9/21/13	Knoxville, Tenn.	L	1-3
8/2/15	Atlanta, Ga.	L	2-3
9/16/16	Conway, S.C.	L	1-3
9/17/16	Conway, S.C.	W	3-2

SERIES
Home: 3-1, Away: 4-1, Neutral: 3-2

COLLEGE OF CHARLESTON

GT LEADS 3-2; SETS 10-6

DATE	LOCATION	W/L	SETS
9/6/96	Greenville, S.C.	W	3-0
9/7/96	Greenville, S.C.	W	3-0
9/19/98	Greenville, S.C.	W	3-0
9/1/13	Atlanta, Ga.	L	0-3
11/30/18	Atlanta, Ga.	L	1-3

SERIES
Home: 0-2, Away: 0-0, Neutral: 3-0

COLORADO

SERIES TIED 1-1; SETS 4-5

DATE	LOCATION	W/L	SETS
9/3/95	Boulder, Colo.	W	3-2
12/1/00	Richmond, Va.	L	1-3

SERIES
Home: 0-0, Away: 1-0, Neutral: 0-1

COLORADO STATE

GT TRAILS 0-3; SETS 2-9

DATE	LOCATION	W/L	SETS
9/16/00	Fort Collins, Colo.	L	0-3
9/7/01	Atlanta, Ga.	L	1-3
8/28/04	Fort Collins, Colo.	L	1-3

SERIES
Home: 0-1, Away: 0-2, Neutral: 0-0

COLUMBUS

GT LEADS 6-3; SETS 15-10

DATE	LOCATION	W/L	SETS
1980	Atlanta, Ga.	L	1-2
1980	Atlanta, Ga.	W	2-1
10/16/81	Atlanta, Ga.	L	1-2
11/9/81	Atlanta, Ga.	W	2-1
10/9/82	Columbus, Ga.	W	2-0
10/13/82	Columbus, Ga.	W	2-0
10/26/82	Columbus, Ga.	L	1-2
10/30/82	Tuskegee, Ala.	W	2-1
11/11/82	Atlanta, Ga.	W	2-1

SERIES
Home: 3-2, Away: 2-1, Neutral: 1-0

CONNECTICUT

GT LEADS 1-0; SETS 3-0

DATE	LOCATION	W/L	SETS
9/14/13	Atlanta, Ga.	W	3-0

SERIES
Home: 1-0, Away: 0-0, Neutral: 0-0

CORNELL

GT LEADS 1-0; SETS 3-0

DATE	LOCATION	W/L	SETS
9/21/02	Atlanta, Ga.	W	3-0

SERIES
Home: 1-0, Away: 0-0, Neutral: 0-0

CREIGHTON

GT LEADS 1-0; SETS 3-0

DATE	LOCATION	W/L	SETS
9/6/98	Forest Grove, Ore.	W	3-0

SERIES
Home: 0-0, Away: 0-0, Neutral: 1-0

DAVIDSON

GT LEADS 7-0; SETS 21-1

DATE	LOCATION	W/L	SETS
9/17/88	Davidson, N.C.	W	3-0
10/21/91	Davidson, N.C.	W	3-0
9/4/93	Atlanta, Ga.	W	3-0
9/2/94	Davidson, N.C.	W	3-0
9/3/94	Davidson, N.C.	W	3-0
9/1/00	Davidson, N.C.	W	3-0
9/2/00	Davidson, N.C.	W	3-1

SERIES
Home: 1-0, Away: 6-0, Neutral: 0-0

DENVER

GT TRAILS 0-1; SETS 1-3

DATE	LOCATION	W/L	SETS
9/18/09	Manhattan, Kan.	L	1-3

SERIES
Home: 0-0, Away: 0-0, Neutral: 0-1

DEPAUL

GT LEADS 1-0; SETS 3-0

DATE	LOCATION	W/L	SETS
9/10/95	Chicago, Ill.	W	3-0

SERIES
Home: 0-0, Away: 1-0, Neutral: 0-0

DUKE

GT TRAILS 25-46; SETS 106-153

DATE	LOCATION	W/L	SETS
1980	Atlanta, Ga.	L	0-2
10/30/81	Atlanta, Ga.	L	0-2
10/16/83	Durham, N.C.	L	0-3
9/28/84	Atlanta, Ga.	L	0-3
11/16/84	Raleigh, N.C.	L	0-3
11/7/85	Durham, N.C.	L	0-3
11/22/85	Chapel Hill, N.C.	L	0-3
11/1/86	Atlanta, Ga.	L	0-3
11/12/87	Durham, N.C.	L	0-3
10/2/88	Atlanta, Ga.	L	1-3
11/3/89	Durham, N.C.	L	0-3
11/18/89	Hilton Head, S.C.	L	0-3
10/7/90	Atlanta, Ga.	L	0-3
11/16/90	Hilton Head, S.C.	L	0-3
11/1/91	Durham, N.C.	L	0-3
11/23/91	Charlottesville, Va.	L	0-3
10/30/92	Durham, N.C.	L	0-3
10/16/93	Durham, N.C.	L	0-3
10/30/93	Atlanta, Ga.	L	2-3
10/22/94	Durham, N.C.	L	0-3
11/3/94	Atlanta, Ga.	W	3-2
10/27/95	Durham, N.C.	W	3-2
11/10/95	Atlanta, Ga.	W	3-0
10/19/96	Durham, N.C.	L	0-3
11/15/96	Atlanta, Ga.	W	3-0
11/23/96	Atlanta, Ga.	W	3-0
9/13/97	Chicago, Ill.	L	0-3
9/26/97	Atlanta, Ga.	L	1-3
11/15/97	Durham, N.C.	W	3-0
10/10/98	Atlanta, Ga.	W	3-2
10/25/98	Durham, N.C.	W	3-0
9/28/99	Durham, N.C.	W	3-1
11/12/99	Atlanta, Ga.	L	1-3
10/6/00	Durham, N.C.	W	3-0
10/21/00	Atlanta, Ga.	W	3-2
11/17/00	Long Beach, Calif.	L	2-3
9/18/01	Atlanta, Ga.	L	2-3
10/20/01	Durham, N.C.	L	1-3
10/15/02	Durham, N.C.	L	2-3
11/16/02	Atlanta, Ga.	W	3-1
11/23/02	Atlanta, Ga.	W	3-1
10/11/03	Durham, N.C.	W	3-0
11/4/03	Atlanta, Ga.	W	3-0
10/9/04	Durham, N.C.	W	3-0
11/5/04	Atlanta, Ga.	W	3-0
9/24/05	Atlanta, Ga.	L	1-3
10/28/05	Durham, N.C.	L	0-3
9/23/06	Durham, N.C.	L	1-3
10/27/06	Atlanta, Ga.	W	3-2
10/12/07	Durham, N.C.	L	2-3
11/8/07	Atlanta, Ga.	W	3-1

SERIES HISTORY

10/10/08	Atlanta, Ga.	L	2-3
11/8/08	Atlanta, Ga.	L	2-3
10/24/09	Atlanta, Ga.	L	2-3
9/24/10	Atlanta, Ga.	L	2-3
10/30/10	Durham, N.C.	L	0-3
9/23/11	Durham, N.C.	L	0-3
10/30/11	Atlanta, Ga.	L	1-3
10/13/12	Durham, N.C.	L	2-3
11/15/12	Atlanta, Ga.	L	1-3
10/18/13	Atlanta, Ga.	L	0-3
11/16/13	Durham, N.C.	L	1-3
9/26/14	Durham, N.C.	L	1-3
11/6/15	Atlanta, Ga.	W	3-0
10/23/16	Durham, N.C.	W	3-1
9/24/17	Durham, N.C.	L	0-3
10/27/17	Altanta, Ga.	L	1-3
10/14/18	Durham, N.C.	W	3-1
10/20/19	Atlanta, Ga.	W	3-0
4/3/21	Atlanta, Ga.	W	3-1
10/17/21	Atlanta, Ga.	W	3-0

SERIES
Home: 16-19, Away: 9-20, Neutral: 0-7

EAST CAROLINA

GT LEADS 4-1; SETS 13-4

DATE	LOCATION	W/L	SETS
9/26/87	Charlotte, N.C.	W	3-1
9/17/88	Greenville, N.C.	W	3-0
10/27/89	Atlanta, Ga.	L	1-3
9/4/93	Atlanta, Ga.	W	3-0
9/5/93	Atlanta, Ga.	W	3-0

SERIES
Home: 2-1, Away: 1-0, Neutral: 1-0

EAST TENNESSEE ST.

GT TRAILS 2-3; SETS 10-9

DATE	LOCATION	W/L	SETS
10/24/87	Atlanta, Ga.	L	1-3
10/21/88	Johnson City, Tenn.	W	3-0
10/13/90	Cookeville, Tenn.	L	1-3
9/3/94	Davidson, N.C.	W	3-0
9/13/14	Nashville, Tenn.	L	2-3

SERIES
Home: 0-1, Away: 1-0, Neutral: 1-2

EASTERN ILLINOIS

GT LEADS 1-0; SETS 3-0

DATE	LOCATION	W/L	SETS
9/13/08	University, Miss.	W	3-0

SERIES
Home: 0-0, Away: 0-0, Neutral: 1-0

ERSKINE

GT TRAILS 0-2; SETS 0-4

DATE	LOCATION	W/L	SETS
1980	Atlanta, Ga.	L	0-2
9/24/83	Atlanta, Ga.	L	0-2

SERIES
Home: 0-2, Away: 0-0, Neutral: 0-0

EVANSVILLE

GT TRAILS 0-1; SETS 0-3

DATE	LOCATION	W/L	SETS
10/13/90	Cookeville, Tenn.	L	0-3

SERIES
Home: 0-0, Away: 0-0, Neutral: 0-1

FLAGLER

GT LEADS 1-0; SETS 2-1

DATE	LOCATION	W/L	SETS
9/26/81	Atlanta, Ga.	W	2-1

SERIES
Home: 1-0, Away: 0-0, Neutral: 0-0

FLORIDA

GT TRAILS 0-1; SETS 1-3

DATE	LOCATION	W/L	SETS
9/8/12	Gainesville, Fla.	L	1-3

SERIES
Home: 0-0, Away: 0-1, Neutral: 0-0

FLORIDA A&M

GT LEADS 12-0; SETS 33-3

DATE	LOCATION	W/L	SETS
10/30/82	Tuskegee, Ala.	W	2-1
10/30/82	Tuskegee, Ala.	W	1-0
10/15/00	Tallahassee, Fla.	W	3-0
10/27/01	Tallahassee, Fla.	W	3-1
9/6/02	Atlanta, Ga.	W	3-1
11/10/02	Tallahassee, Fla.	W	3-0
11/29/02	Atlanta, Ga.	W	3-0
12/5/02	New Orleans, La.	W	3-0
12/5/03	Dallas, Texas	W	3-0
9/19/08	Clemson, S.C.	W	3-0
9/18/10	Clemson, S.C.	W	3-0
8/30/13	Atlanta, Ga.	W	3-0

SERIES
Home: 3-0, Away: 3-0, Neutral: 6-0

FLORIDA ATLANTIC

GT LEADS 2-0; SETS 6-1

DATE	LOCATION	W/L	SETS
10/2/93	Atlanta, Ga.	W	3-1
10/9/94	Atlanta, Ga.	W	3-0

SERIES
Home: 2-0, Away: 0-0, Neutral: 0-0

FLORIDA GULF COAST

GT LEADS 1-0; SETS 3-0

DATE	LOCATION	W/L	SETS
9/10/10	Athens, Ga.	W	3-0

SERIES
Home: 0-0, Away: 0-0, Neutral: 1-0

FIU

GT LEADS 1-0; SETS 3-0

DATE	LOCATION	W/L	SETS
9/21/02	Atlanta, Ga.	W	3-0

SERIES
Home: 1-0, Away: 0-0, Neutral: 0-0

FLORIDA STATE

GT LEADS 35-22; SETS 123-91

DATE	LOCATION	W/L	SETS
11/10/91	Atlanta, Ga.	W	3-2
10/17/92	Tallahassee, Fla.	L	2-3
9/25/93	Tallahassee, Fla.	L	0-3
11/5/93	Atlanta, Ga.	W	3-1
10/1/94	Tallahassee, Fla.	W	3-0
11/12/94	Atlanta, Ga.	W	3-0
9/22/95	Atlanta, Ga.	W	3-1
10/6/95	Tallahassee, Fla.	W	3-0
9/29/96	Tallahassee, Fla.	W	3-1
10/13/96	Atlanta, Ga.	W	3-1
11/22/96	Atlanta, Ga.	W	3-0
10/5/97	Tallahassee, Fla.	L	1-3
10/25/97	Atlanta, Ga.	W	3-1
11/22/97	Raleigh, N.C.	W	3-1
9/27/98	Atlanta, Ga.	W	3-1
10/30/98	Tallahassee, Fla.	L	0-3
10/9/99	Atlanta, Ga.	W	3-0
11/7/99	Tallahassee, Fla.	W	3-1
10/13/00	Tallahassee, Fla.	W	3-2
11/10/00	Atlanta, Ga.	L	1-3
9/22/01	Atlanta, Ga.	W	3-0
10/28/01	Tallahassee, Fla.	L	2-3
10/6/02	Atlanta, Ga.	W	3-2
11/8/02	Tallahassee, Fla.	W	3-0
11/24/02	Atlanta, Ga.	W	3-1
10/18/03	Tallahassee, Fla.	W	3-0
11/8/03	Atlanta, Ga.	W	3-0
11/21/03	Orlando, Fla.	W	3-1
10/29/04	Atlanta, Ga.	W	3-1
9/30/05	Tallahassee, Fla.	W	3-2
11/5/05	Atlanta, Ga.	L	0-3
9/29/06	Atlanta, Ga.	L	2-3
11/5/06	Tallahassee, Fla.	W	3-1
10/5/07	Tallahassee, Fla.	L	1-3
11/17/07	Atlanta, Ga.	W	3-1
10/3/08	Atlanta, Ga.	W	3-0
11/16/08	Tallahassee, Fla.	L	1-3
10/2/09	Tallahassee, Fla.	W	3-2
11/14/09	Atlanta, Ga.	L	0-3
10/10/10	Tallahassee, Fla.	W	3-0
11/5/10	Atlanta, Ga.	L	0-3
10/14/11	Tallahassee, Fla.	L	0-3
11/19/11	Atlanta, Ga.	L	1-3
10/19/12	Atlanta, Ga.	L	2-3
10/4/13	Atlanta, Ga.	W	3-1
11/29/13	Tallahassee, Fla.	L	0-3
10/5/14	Atlanta, Ga.	L	0-3
10/4/15	Tallahassee, Fla.	L	0-3
11/25/15	Atlanta, Ga.	L	2-3
11/25/16	Tallahassee, Fla.	L	2-3
11/24/17	Atlanta, Ga.	L	0-3
10/19/18	Tallahassee, Fla.	L	1-3
10/25/19	Atlanta, Ga.	W	3-0
10/7/20	Atlanta, Ga.	W	3-0
10/8/20	Atlanta, Ga.	W	3-0
11/7/21	Atlanta, Ga.	W	3-1
11/26/21	Tallahassee, Fla.	W	3-0

SERIES
Home: 21-10, Away: 12-12, Neutral: 2-0

FONTEBONNE

GT TRAILS 0-1; SETS 0-3

DATE	LOCATION	W/L	SETS
10/27/84	Greenville, S.C.	L	0-3

SERIES
Home: 0-0, Away: 0-0, Neutral: 0-1

FURMAN

GT LEADS 10-8; SETS 37-27

DATE	LOCATION	W/L	SETS
9/21/83	Greenville, S.C.	L	0-2
10/9/84	Atlanta, Ga.	L	0-3
10/26/84	Greenville, S.C.	L	0-3
9/24/86	Greenville, S.C.	W	3-1
9/19/87	Jacksonville, Fla.	W	3-1
9/25/87	Charlotte, N.C.	L	1-3
10/29/87	Atlanta, Ga.	L	2-3
9/14/88	Greenville, S.C.	W	3-0
10/7/89	Atlanta, Ga.	W	3-0
9/29/90	Charlotte, N.C.	L	1-3
10/9/90	Greenville, S.C.	L	1-3
9/5/96	Greenville, S.C.	W	3-0
9/5/97	Atlanta, Ga.	W	3-0
9/17/98	Greenville, S.C.	W	3-0
8/31/08	Athens, Ga.	W	3-1
9/15/11	Clemson, S.C.	W	3-1
8/27/16	Auburn, Ala.	W	3-0
8/26/17	Atlanta, Ga.	L	2-3

SERIES
Home: 2-3, Away: 4-3, Neutral: 4-2

GARDNER WEBB

GT LEADS 1-0; SETS 3-0

DATE	LOCATION	W/L	SETS
8/30/14	Columbia, S.C.	W	3-0

SERIES
Home: 0-0, Away: 0-0, Neutral: 1-0

GEORGE MASON

GT LEADS 3-0; SETS 9-1

DATE	LOCATION	W/L	SETS
11/4/92	Atlanta, Ga.	W	3-0
11/30/94	Austin, Texas	W	3-1
8/31/02	Fairfax, Va.	W	3-0

SERIES
Home: 1-0, Away: 1-0, Neutral: 1-0

GEORGETOWN

GT LEADS 2-1; SETS 8-3

DATE	LOCATION	W/L	SETS
10/4/91	Washington, D.C.	L	2-3
9/9/01	Atlanta, Ga.	W	3-0
8/25/18	Atlanta, Ga.	W	3-0

SERIES
Home: 2-0, Away: 0-1, Neutral: 0-0

GEORGE WASHINGTON

GT LEADS 1-0; SETS 3-1

DATE	LOCATION	W/L	SETS
9/9/05	Atlanta, Ga.	W	3-1

SERIES
Home: 1-0, Away: 0-0, Neutral: 0-0

GEORGIA

GT TRAILS 18-24; SETS 64-80

DATE	LOCATION	W/L	SETS
1980	Atlanta, Ga.	L	0-2
10/5/81	Atlanta, Ga.	L	0-2
11/3/81	Atlanta, Ga.	L	0-2
10/4/82	Athens, Ga.	L	0-2
10/22/82	Carrollton, Ga.	L	0-2
10/21/83	Atlanta, Ga.	L	0-3
10/5/84	Atlanta, Ga.	L	0-3
10/25/84	Athens, Ga.	L	0-3
10/3/85	Athens, Ga.	L	0-3
10/29/85	Atlanta, Ga.	L	0-3
10/14/86	Athens, Ga.	L	1-3
11/4/86	Atlanta, Ga.	L	0-3
10/27/87	Atlanta, Ga.	L	1-3
9/22/88	Atlanta, Ga.	L	1-3
11/8/88	Athens, Ga.	L	0-3
10/18/89	Atlanta, Ga.	L	1-3
11/14/90	Athens, Ga.	L	0-3
10/15/91	Atlanta, Ga.	L	2-3
10/7/92	Athens, Ga.	L	0-3
11/27/98	Athens, Ga.	L	1-3
11/26/99	Atlanta, Ga.	W	3-1
11/24/00	Athens, Ga.	W	3-0
11/23/01	Atlanta, Ga.	W	3-0
9/10/02	Athens, Ga.	W	3-1
11/12/03	Atlanta, Ga.	W	3-0
11/23/04	Athens, Ga.	W	3-0
12/3/04	Long Beach, Calif.	W	3-0
9/18/05	Athens, Ga.	L	0-3
9/1/06	Atlanta, Ga.	W	3-2
9/7/07	Atlanta, Ga.	W	3-1
8/29/08	Athens, Ga.	W	3-1
8/28/09	Atlanta, Ga.	W	3-2

SERIES HISTORY

9/11/10	Athens, Ga.	W	3-2
9/9/11	Atlanta, Ga.	W	3-0
10/16/12	Athens, Ga.	W	3-1
9/19/14	Atlanta, Ga.	L	1-3
9/4/15	Athens, Ga.	W	3-0
9/9/16	Atlanta, Ga.	W	3-0
9/15/17	Athens, Ga.	L	1-3
9/14/18	Atlanta, Ga.	W	3-2
9/20/19	Athens, Ga.	L	1-3
9/18/21	Atlanta, Ga.	W	3-0

SERIES
Home: 10-12, Away: 7-11, Neutral: 1-1

GEORGIA SOUTHERN

GT LEADS 7-0; SETS 21-2

DATE	LOCATION	W/L	SETS
10/23/87	Atlanta, Ga.	W	3-0
11/9/88	Statesboro, Ga.	W	3-0
10/8/89	Atlanta, Ga.	W	3-0
10/22/90	Statesboro, Ga.	W	3-0
9/17/91	Atlanta, Ga.	W	3-0
10/10/92	Atlanta, Ga.	W	3-2
9/4/15	Athens, Ga.	W	3-0

SERIES
Home: 4-0, Away: 2-0, Neutral: 1-0

GEORGIA STATE

GT LEADS 37-3; SETS 112-17

DATE	LOCATION	W/L	SETS
9/26/85	Atlanta, Ga.	Wa	3-0
10/15/85	Atlanta, Ga.	Wa	2-1
10/1/86	Atlanta, Ga.	Wa	3-1
10/16/86	Atlanta, Ga.	Wh	3-0
9/20/87	Jacksonville, Fla.	W	3-0
9/29/87	Atlanta, Ga.	Wh	3-0
11/3/87	Atlanta, Ga.	Wa	3-1
9/23/88	Atlanta, Ga.	Wh	3-0
10/11/88	Atlanta, Ga.	Wh	3-0
9/29/89	Atlanta, Ga.	Wh	3-1
10/16/89	Atlanta, Ga.	Wa	3-2
9/25/90	Atlanta, Ga.	Lh	1-3
10/1/90	Atlanta, Ga.	La	0-3
10/1/91	Atlanta, Ga.	Wa	3-1
11/5/91	Atlanta, Ga.	Wh	3-0
9/18/92	Atlanta, Ga.	Wa	3-0
9/26/92	Atlanta, Ga.	Wh	3-0
10/20/92	Atlanta, Ga.	Wh	3-0
9/1/93	Atlanta, Ga.	Wa	3-0
9/22/93	Atlanta, Ga.	Wh	3-0
10/1/93	Atlanta, Ga.	Wa	3-0
10/26/94	Atlanta, Ga.	Wh	3-0
11/7/94	Atlanta, Ga.	Wa	3-0
10/17/95	Atlanta, Ga.	Wa	3-0
10/31/95	Atlanta, Ga.	Wh	3-0
11/4/96	Atlanta, Ga.	Wa	3-0
9/20/97	Atlanta, Ga.	Wh	3-0
9/9/98	Atlanta, Ga.	La	1-3
9/14/99	Atlanta, Ga.	Wh	3-0
9/2/00	Davidson, N.C.	W	3-0
9/12/00	Atlanta, Ga.	Wa	3-0
9/17/02	Atlanta, Ga.	Wa	3-0
10/4/03	Atlanta, Ga.	Wh	3-0
10/19/04	Atlanta, Ga.	Wa	3-1
10/8/05	Atlanta, Ga.	Wh	3-0
9/2/06	Atlanta, Ga.	Wh	3-0
8/31/08	Athens, Ga.	W	3-0
9/18/10	Clemson, S.C.	W	3-0
9/16/12	Atlanta, Ga.	Wh	3-0
9/8/16	Atlanta, Ga.	Wh	3-0

SERIES
Home: 18-1, Away: 15-2, Neutral: 4-0

HAWAII

GT TRAILS 0-2; SETS 1-6

DATE	LOCATION	W/L	SETS
9/9/93	Honolulu, Hawaii	L	0-3
12/3/03	Dallas, Texas	L	1-3

SERIES
Home: 0-0, Away: 0-1, Neutral: 0-1

HOUSTON BAPTIST

GT LEADS 1-0; SETS 3-0

DATE	LOCATION	W/L	SETS
9/3/11	Houston, Texas	W	3-0

SERIES
Home: 0-0, Away: 1-0, Neutral: 0-0

HUNTINGTON

GT LEADS 3-0; SETS 6-1

DATE	LOCATION	W/L	SETS
11/9/81	Atlanta, Ga.	W	2-1
10/8/82	Columbus, Ga.	W	2-0
10/26/82	Huntington, Ind.	W	2-0

SERIES
Home: 1-0, Away: 1-0, Neutral: 1-0

IDAHO STATE

SERIES TIED 1-1; SETS 3-4

DATE	LOCATION	W/L	SETS
9/6/13	Albuquerque, N.M.	L	0-3
8/24/18	ATLANTA, GA.	W	3-1

SERIES
Home: 1-0, Away: 0-0, Neutral: 0-1

ILLINOIS

GT TRAILS 0-4; SETS 1-12

DATE	LOCATION	W/L	SETS
9/10/94	Champaign, Ill.	L	0-3
9/11/94	Champaign, Ill.	L	1-3
9/8/95	Chicago, Ill.	L	0-3
9/12/97	Chicago, Ill.	L	0-3

SERIES
Home: 0-0, Away: 0-2, Neutral: 0-2

ILLINOIS STATE

SERIES TIED 1-1; SETS 5-4

DATE	LOCATION	W/L	SETS
9/10/97	Normal, Ill.	L	2-3
9/16/99	Atlanta, Ga.	W	3-1

SERIES
Home: 1-0, Away: 0-1, Neutral: 0-0

INDIANA

GT TRAILS 1-2; SETS 6-7

DATE	LOCATION	W/L	SETS
8/27/10	Murfreesboro, Tenn.	L	2-3
9/1/12	Bloomington, Ind.	L	1-3
9/10/21	Atlanta, Ga.	W	3-1

SERIES
Home: 1-0, Away: 0-1, Neutral: 0-1

IPFW

GT LEADS 1-0; SETS 3-0

DATE	LOCATION	W/L	SETS
9/19/04	Oxford, Ohio	W	3-0

SERIES
Home: 0-0, Away: 0-0, Neutral: 1-0

IUPUI

GT LEADS 1-0; SETS 3-0

DATE	LOCATION	W/L	SETS
9/6/19	Atlanta, Ga.	W	3-0

SERIES
Home: 1-0, Away: 0-0, Neutral: 0-0

JACKSONVILLE

GT LEADS 3-2; SETS 9-5

DATE	LOCATION	W/L	SETS
10/22/82	Carrollton, Ga.	L	0-2
9/19/87	Jacksonville, Fla.	L	0-3
9/20/92	Atlanta, Ga.	W	3-0
9/8/12	Gainesville, Fla.	W	3-0
8/29/14	Columbia, S.C.	W	3-0

SERIES
Home: 1-0, Away: 0-1, Neutral: 2-1

JACKSONVILLE ST.

GT LEADS 3-2; SETS 9-4

DATE	LOCATION	W/L	SETS
1980	Atlanta, Ga.	L	0-2
10/9/82	Columbus, Ga.	L	0-2
10/10/92	Douglasville, Ga.	W	3-0
9/6/96	Greenville, S.C.	W	3-0
9/21/13	Knoxville, Tenn.	W	3-0

SERIES
Home: 0-1, Away: 0-0, Neutral: 3-1

JAMES MADISON

GT TRAILS 1-2; SETS 3-7

DATE	LOCATION	W/L	SETS
10/8/88	Harrisonburg, Va.	W	3-1
10/6/89	Atlanta, Ga.	L	0-3
11/9/90	Harrisonburg, Va.	L	0-3

SERIES
Home: 0-1, Away: 1-1, Neutral: 0-0

KANSAS

GT LEADS 1-0; SETS 3-0

DATE	LOCATION	W/L	SETS
12/3/93	Kansas City, Mo.	W	3-0

SERIES
Home: 0-0, Away: 0-0, Neutral: 1-0

KANSAS STATE

GT LEADS 3-2; SETS 11-810

DATE	LOCATION	W/L	SETS
9/14/02	Tampa, Fla.	W	3-1
9/4/10	Denver, Colo.	L	0-3
8/26/11	Atlanta, Ga.	W	3-1
9/3/16	Manhattan, Kan.	L	2-3
9/8/17	Atlanta, Ga.	W	3-2

SERIES
Home: 2-0, Away: 0-1, Neutral: 1-1

KENNESAW STATE

SERIES TIED 2-2; SETS 8-8

DATE	LOCATION	W/L	SETS
9/23/14	Atlanta, Ga.	W	3-0
9/18/15	Kennesaw, Ga.	L	1-3
9/8/16	Atlanta, Ga.	W	3-2
9/3/19	Kennesaw, Ga.	L	1-3

SERIES
Home: 2-0, Away: 0-2, Neutral: 0-0

KENTUCKY

GT TRAILS 2-3; SETS 10-11

DATE	LOCATION	W/L	SETS
10/3/93	Atlanta, Ga.	L	2-3
9/1/95	Boulder, Colo.	W	3-1
8/31/96	Lexington, Ky.	W	3-1
9/9/06	Lexington, Ky.	L	1-3
9/8/07	Atlanta, Ga.	L	1-3

SERIES
Home: 0-2, Away: 1-1, Neutral: 1-0

LAKE CITY

GT TRAILS 0-3; SETS 1-6

DATE	LOCATION	W/L	SETS
9/26/81	Atlanta, Ga.	L	0-2
11/6/81	Atlanta, Ga.	L	1-2
10/8/82	Columbus, Ga.	L	0-2

SERIES
Home: 0-2, Away: 0-0, Neutral: 0-1

LAKE ERIE

GT LEADS 1-0; SETS 3-2

DATE	LOCATION	W/L	SETS
10/19/91	Davidson, N.C.	W	3-2

SERIES
Home: 0-0, Away: 0-0, Neutral: 1-0

LIBERTY

SERIES TIED 1-1; SETS 4-3

DATE	LOCATION	W/L	SETS
10/8/88	Lynchburg, Va.	L	1-3
12/10/19	Atlanta, Ga.	W	3-0

SERIES
Home: 1-0, Away: 0-1, Neutral: 0-0

LIPSCOMB

GT LEADS 3-0; SETS 9-4

DATE	LOCATION	W/L	SETS
9/12/14	Nashville, Tenn.	W	3-2
9/5/19	Atlanta, Ga.	W	3-1
4/14	Omaha, Neb.	W	3-1

SERIES
Home: 1-0, Away: 1-0, Neutral: 1-0

LONG BEACH STATE

SERIES TIED 2-2; SETS 8-8

DATE	LOCATION	W/L	SETS
8/29/97	Long Beach, Calif.	L	0-3
11/28/03	Long Beach, Calif.	L	2-3
8/30/19	Atlanta, Ga.	W	3-1
9/3/21	Long Beach, Calif.	W	3-1

SERIES
Home: 1-0, Away: 1-2, Neutral: 0-0

LONG ISLAND

GT LEADS 1-0; SETS 3-1

DATE	LOCATION	W/L	SETS
9/10/05	Atlanta, Ga.	W	3-1

SERIES
Home: 1-0, Away: 0-0, Neutral: 0-0

LA-LAFAYETTE

GT LEADS 2-0; SETS 6-0

SERIES HISTORY

DATE	LOCATION	W/L	SETS
9/7/12	Gainesville, Fla.	W	3-0
9/13/19	Norman, Okla	W	3-0

SERIES
Home: 0-0, Away: 0-0, Neutral: 2-0

LOUISVILLE

GT TRAILS 3-12; SETS 14-39

DATE	LOCATION	W/L	SETS
12/1/01	San Diego, Calif.	L	2-3
9/6/02	Atlanta, Ga.	W	3-0
8/27/11	Atlanta, Ga.	W	3-2
9/28/14	Louisville, Ky.	L	2-3
10/9/15	Atlanta, Ga.	L	0-3
11/22/15	Louisville, Ky.	L	0-3
11/18/16	Atlanta, Ga.	W	3-1
10/15/17	Louisville, Ky.	L	0-3
9/28/18	Atlanta, Ga.	L	0-3
11/23/18	Louisville, Ky.	L	0-3
10/4/19	Louisville, Ky.	L	0-3
3/26/21	Louisville, Ky.	L	0-3
10/3/21	Atlanta, Ga.	L	0-3
11/12/21	Louisville, Ky.	L	0-3
12/11/21	Louisville, Ky.	L	1-3

SERIES
Home: 3-4, Away: 0-7, Neutral: 0-1

LOYOLA-CHICAGO

GT LEADS 1-0; SETS 3-0

DATE	LOCATION	W/L	SETS
9/15/00	Fort Collins, Colo.	W	3-0

SERIES
Home: 0-0, Away: 0-0, Neutral: 1-0

LOYOLA-MARYMOUNT

GT TRAILS 0-1; SETS 2-3

DATE	LOCATION	W/L	SETS
9/3/10	Manhattan, Kan.	L	2-3

SERIES
Home: 0-0, Away: 0-0, Neutral: 0-1

LSU

SERIES TIED 1-1; SETS 4-3

DATE	LOCATION	W/L	SETS
12/3/93	Kansas City, Mo.	L	1-3
9/8/01	Atlanta, Ga.	W	3-0

SERIES
Home: 1-0, Away: 0-0, Neutral: 0-1

MARSHALL

SERIES TIED 1-1; SETS 4-5

DATE	LOCATION	W/L	SETS
9/14/96	Minneapolis, Minn.	W	3-2
9/8/18	Tuscaloosa, Ala.	L	1-3

SERIES
Home: 0-0, Away: 0-0, Neutral: 1-1

MARYLAND

SERIES TIED 28-28; SETS 113-104

DATE	LOCATION	W/L	SETS
10/30/81	Atlanta, Ga.	L	0-2
11/4/83	College Park, Md.	L	0-3
11/1/84	Atlanta, Ga.	L	0-3
11/2/85	College Park, Md.	L	0-3
11/7/86	Atlanta, Ga.	L	0-3
10/3/87	College Park, Md.	L	1-3
11/5/88	Atlanta, Ga.	L	1-3
10/13/89	College Park, Md.	L	0-3
10/28/90	Atlanta, Ga.	L	0-3
10/5/91	College Park, Md.	L	1-3
10/3/92	Atlanta, Ga.	W	3-2
10/9/93	Atlanta, Ga.	W	3-1
11/12/93	College Park, Md.	W	3-0
11/19/93	Durham, N.C.	L	2-3
9/24/94	College Park, Md.	L	1-3
10/15/94	Atlanta, Ga.	W	3-0
9/29/95	College Park, Md.	L	1-3
10/20/95	Atlanta, Ga.	W	3-0
11/18/95	Clemson, S.C.	W	3-0
10/4/96	College Park, Md.	L	1-3
11/2/96	Atlanta, Ga.	L	1-3
11/24/96	Atlanta, Ga.	L	0-3
10/17/97	Atlanta, Ga.	L	2-3
11/1/97	College Park, Md.	L	2-3
10/2/98	College Park, Md.	W	3-2
11/7/98	Atlanta, Ga.	W	3-1
10/16/99	College Park, Md.	L	2-3
10/29/99	Atlanta, Ga.	W	3-0
9/30/00	Atlanta, Ga.	W	3-1
11/3/00	College Park, Md.	W	3-0
10/12/01	Atlanta, Ga.	W	3-2
11/10/01	College Park, Md.	W	3-1
11/16/01	Tallahassee, Fla.	L	2-3
9/27/02	College Park, Md.	W	3-1
10/26/02	Atlanta, Ga.	W	3-1
10/3/03	Atlanta, Ga.	W	3-1
11/1/03	College Park, Md.	L	2-3
11/23/03	Orlando, Fla.	L	1-3
10/16/04	Atlanta, Ga.	W	3-0
11/12/04	College Park, Md.	W	3-0
10/7/05	Atlanta, Ga.	W	3-2
11/19/05	College Park, Md.	L	1-3
10/6/06	College Park, Md.	L	2-3
11/18/06	Atlanta, Ga.	W	3-2
10/19/07	Atlanta, Ga.	W	3-2
11/23/07	College Park, Md.	L	2-3
10/17/08	College Park, Md.	W	3-0
11/22/08	Atlanta, Ga.	W	3-0
10/9/09	Atlanta, Ga.	W	3-0
11/8/09	College Park, Md.	W	3-0
10/23/10	Atlanta, Ga.	L	0-3
10/7/11	Atlanta, Ga.	W	3-1
11/6/11	College Park, Md.	W	3-1
9/23/12	Atlanta, Ga.	W	3-0
10/26/12	College Park, Md.	L	2-3
9/27/13	College Park, Md.	L	2-3

SERIES
Home: 18-9, Away: 9-16, Neutral: 1-3

MASSACHUSETTS

GT LEADS 1-0; SETS 3-0

DATE	LOCATION	W/L	SETS
9/16/00	Fort Collins, Colo.	W	3-0

SERIES
Home: 0-0, Away: 0-0, Neutral: 1-0

MERCER

GT LEADS 29-1; SETS 78-9

DATE	LOCATION	W/L	SETS
1980	Atlanta, Ga.	W	2-0
1980	Atlanta, Ga.	W	3-0
1980	Atlanta, Ga.	W	2-0
1980	Atlanta, Ga.	W	2-0
1980	Atlanta, Ga.	W	2-0
1980	Atlanta, Ga.	W	3-0
9/30/81	Atlanta, Ga.	W	3-1
10/27/81	Atlanta, Ga.	W	2-1
11/5/81	Atlanta, Ga.	W	2-0
10/7/82	Atlanta, Ga.	W	3-1
10/12/82	Atlanta, Ga.	W	2-0
10/27/82	Atlanta, Ga.	W	2-1
11/3/82	Macon, Ga.	L	1-2
10/6/83	Atlanta, Ga.	W	2-0
11/2/83	Atlanta, Ga.	W	2-0
10/5/87	Atlanta, Ga.	W	3-0
11/2/87	Macon, Ga.	W	3-0
9/23/88	Atlanta, Ga.	W	3-0
10/27/88	Macon, Ga.	W	3-0
9/19/89	Macon, Ga.	W	3-0
11/11/89	Atlanta, Ga.	W	3-0
10/23/90	Macon, Ga.	W	3-0
11/12/91	Atlanta, Ga.	W	3-2
9/19/92	Atlanta, Ga.	W	3-0
10/18/92	Macon, Ga.	W	3-0
9/6/97	Atlanta, Ga.	W	3-1
11/3/98	Atlanta, Ga.	W	3-0
8/29/09	Atlanta, Ga.	W	3-0
9/10/11	Atlanta, Ga.	W	3-0
9/3/15	Athens, Ga.	W	3-0

SERIES
Home: 23-0, Away: 5-1, Neutral: 1-0

MIAMI

GT TRAILS 13-17; SETS 59-66

DATE	LOCATION	W/L	SETS
10/30/04	Atlanta, Ga.	W	3-0
10/2/05	Coral Gables, Fla.	W	3-2
11/4/05	Atlanta, Ga.	L	0-3
9/30/06	Atlanta, Ga.	L	1-3
11/3/06	Coral Gables, Fla.	W	3-2
10/7/07	Coral Gables, Fla.	W	3-1
11/16/07	Atlanta, Ga.	W	3-1
10/4/08	Atlanta, Ga.	L	1-3
11/14/08	Coral Gables, Fla.	L	2-3
10/4/09	Coral Gables, Fla.	L	2-3
11/13/09	Atlanta, Ga.	L	2-3
10/8/10	Coral Gables, Fla.	W	3-2
11/6/10	Atlanta, Ga.	W	3-1
10/16/11	Coral Gables, Fla.	W	3-1
11/18/11	Atlanta, Ga.	L	2-3
10/21/12	Atlanta, Ga.	L	0-3
10/5/13	Atlanta, Ga.	L	1-3
11/27/13	Coral Gables, Fla.	L	1-3
10/19/14	Coral Gables, Fla.	L	0-3
11/26/14	Atlanta, Ga.	L	1-3
10/2/15	Coral Gables, Fla.	L	1-3
11/27/15	Atlanta, Ga.	L	1-3
11/23/16	Coral Gables, Fla.	W	3-2
11/22/17	Atlanta, Ga.	L	2-3
10/21/18	Coral Gables, Fla.	L	1-3
10/27/19	Atlanta, Ga.	W	3-0
11/29/19	Coral Gables, Fla.	W	3-0
9/24/20	Coral Gables, Fla.	L	2-3
9/25/20	Coral Gables, Fla.	W	3-2
11/5/21	Atlanta, Ga.	W	3-1

SERIES
Home: 5-10, Away: 8-7, Neutral: 0-0

MIAMI (OHIO)

GT LEADS 3-0; SETS 9-2

DATE	LOCATION	W/L	SETS
8/31/96	Lexington, Ky.	W	3-1
9/7/02	Atlanta, Ga.	W	3-1
9/17/04	Oxford, Ohio	W	3-0

SERIES
Home: 1-0, Away: 1-0, Neutral: 1-0

MICHIGAN

GT TRAILS 0-4; SETS 5-12

DATE	LOCATION	W/L	SETS
9/17/05	Athens, Ga.	L	0-3
9/15/07	Ann Arbor, Mich.	L	2-3
9/7/08	Atlanta, Ga.	L	2-3
9/3/16	Manhattan, Kan.	L	1-3

SERIES
Home: 0-1, Away: 0-1, Neutral: 0-2

MICHIGAN STATE

GT LEADS 3-0; SETS 9-2

DATE	LOCATION	W/L	SETS
9/13/02	Tampa, Fla.	W	3-1
9/12/03	Lincoln, Neb.	W	3-0
8/26/17	Atlanta, Ga.	W	3-1

SERIES
Home: 1-0, Away: 0-0, Neutral: 2-0

MIDDLE TENNESSEE ST.

GT TRAILS 2-3; SETS 9-9

DATE	LOCATION	W/L	SETS
9/22/90	New Orleans, La.	W	3-0
9/18/04	Oxford, Ohio	W	3-0
9/4/09	Murfreesboro, Tenn.	L	1-3
10/26/10	Atlanta, Ga.	L	1-3
10/26/11	Murfreesboro, Tenn.	L	1-3

SERIES
Home: 0-1, Away: 0-2, Neutral: 2-0

MINNESOTA

GT TRAILS 1-6; SETS 8-20

DATE	LOCATION	W/L	SETS
9/13/96	Minneapolis, Minn.	W	3-2
9/6/97	Atlanta, Ga.	L	0-3
9/8/00	Atlanta, Ga.	L	1-3
12/6/02	New Orleans, La.	L	1-3
12/10/04	Long Beach, Calif.	L	2-3
9/19/09	Denver, Colo.	L	1-3
4/15/21	Omaha, Neb.	L	0-3

SERIES
Home: 0-2, Away: 1-0, Neutral: 0-4

MISSISSIPPI

GT LEADS 2-1; SETS 7-6

DATE	LOCATION	W/L	SETS
9/14/91	University, Miss.	L	1-3
9/12/08	University, Miss.	W	3-2
9/12/09	Atlanta, Ga.	W	3-1

SERIES
Home: 1-0, Away: 1-1, Neutral: 0-0

MISSISSIPPI STATE

GT TRAILS 1-5; SETS 5-14

DATE	LOCATION	W/L	SETS
9/30/83	Starkville, Miss.	L	0-3
10/20/84	Carrollton, Ga.	L	1-2
9/20/85	Birmingham, Ala.	L	0-3
10/19/86	Atlanta, Ga.	L	0-3
9/1/06	Atlanta, Ga.	L	1-3
9/9/21	Atlanta, Ga.	W	3-0

SERIES
Home: 1-2, Away: 0-1, Neutral: 0-2

MONTANA

GT TRAILS 0-1; SETS 0-3

DATE	LOCATION	W/L	SETS
9/11/92	Santa Barbara, Calif.	L	0-3

SERIES
Home: 0-0, Away: 0-0, Neutral: 0-1

MONTEVALLO

GT TRAILS 0-2; SETS 0-4

DATE	LOCATION	W/L	SETS
10/10/81	Atlanta, Ga.	L	0-2
10/19/84	Carrollton, Ga.	L	0-2

SERIES HISTORY

SERIES
Home: 0-1, Away: 0-0, Neutral: 0-1

MOREHEAD STATE

GT TRAILS 1-2; SETS 3-6

DATE	LOCATION	W/L	SETS
9/30/83	Morehead, Ky.	L	0-3
11/15/85	Atlanta, Ga.	L	0-3
9/12/92	Santa Barbara, Calif.	W	3-0

SERIES
Home: 0-1, Away: 0-1, Neutral: 1-0

NEBRASKA

SERIES TIED 1-1; SETS 3-5

DATE	LOCATION	W/L	SETS
9/14/03	Lincoln, Neb.	W	3-2
9/12/15	Lincoln, Neb.	L	0-3

SERIES
Home: 0-0, Away: 1-1, Neutral: 0-0

NEW MEXICO

GT TRAILS 0-1; SETS 1-3

DATE	LOCATION	W/L	SETS
9/7/13	Albuquerque, N.M.	L	1-3

SERIES
Home: 0-0, Away: 0-1, Neutral: 0-0

NEW ORLEANS

GT TRAILS 0-3; SETS 0-9

DATE	LOCATION	W/L	SETS
10/14/83	Atlanta, Ga.	L	0-3
9/23/89	New Orleans, La.	L	0-3
9/21/90	New Orleans, La.	L	0-3

SERIES
Home: 0-1, Away: 0-2, Neutral: 0-0

NICHOLLS STATE

GT LEADS 2-0; SETS 6-4

DATE	LOCATION	W/L	SETS
9/12/90	New Orleans, La.	W	3-2
9/28/91	Charlotte, N.C.	W	3-2

SERIES
Home: 0-0, Away: 0-0, Neutral: 2-0

NORTH ALABAMA

GT TRAILS 1-2; SETS 2-4

DATE	LOCATION	W/L	SETS
1980	Atlanta, Ga.	L	0-2
11/6/82	Atlanta, Ga.	W	2-0
10/22/82	Carrollton, Ga.	L	0-2

SERIES
Home: 1-1, Away: 0-0, Neutral: 0-1

NORTH CAROLINA

GT TRAILS 29-38; SETS 114-142

DATE	LOCATION	W/L	SETS
10/30/81	Atlanta, Ga.	L	0-2
10/16/83	Chapel Hill, N.C.	L	0-3
11/2/83	Atlanta, Ga.	W	2-0
10/13/84	Atlanta, Ga.	L	0-3
11/8/85	Chapel Hill, N.C.	L	0-3
10/18/86	Atlanta, Ga.	L	0-3
11/21/86	Raleigh, N.C.	L	0-3
11/13/87	Chapel Hill, N.C.	L	0-3
11/20/87	Clemson, S.C.	L	0-3
10/29/88	Atlanta, Ga.	L	0-3
11/19/88	Atlanta, Ga.	L	0-3
11/4/89	Chapel Hill, N.C.	L	0-3
10/6/90	Atlanta, Ga.	L	1-3
11/2/91	Chapel Hill, N.C.	L	0-3
10/31/92	Chapel Hill, N.C.	L	2-3
11/20/92	College Park, Md.	L	1-3
10/15/93	Chapel Hill, N.C.	L	2-3
10/29/93	Atlanta, Ga.	W	3-0
10/21/94	Chapel Hill, N.C.	W	3-1
11/4/94	Atlanta, Ga.	W	3-0
9/23/95	Atlanta, Ga.	W	3-1
11/5/95	Chapel Hill, N.C.	W	3-0
11/17/95	Clemson, S.C.	W	3-0
10/9/96	Atlanta, Ga.	W	3-1
11/9/96	Chapel Hill, N.C.	L	1-3
10/11/97	Chapel Hill, N.C.	W	3-2
10/24/97	Atlanta, Ga.	W	3-2
11/21/97	Raleigh, N.C.	W	3-2
9/25/98	Atlanta, Ga.	L	1-3
11/13/98	Chapel Hill, N.C.	L	0-3
10/5/99	Atlanta, Ga.	L	1-3
10/23/99	Chapel Hill, N.C.	L	1-3
9/22/00	Chapel Hill, N.C.	L	2-3
11/11/00	Atlanta, Ga.	W	3-2
10/7/01	Chapel Hill, N.C.	L	0-3
11/2/01	Atlanta, Ga.	W	3-2
10/5/02	Atlanta, Ga.	L	2-3
11/1/02	Chapel Hill, N.C.	L	2-3
9/28/03	Chapel Hill, N.C.	W	3-0
10/24/03	Atlanta, Ga.	W	3-1
9/24/04	Atlanta, Ga.	W	3-0
10/23/04	Chapel Hill, N.C.	W	3-1
10/14/05	Chapel Hill, N.C.	L	0-3
11/12/05	Atlanta, Ga.	L	1-3
10/13/06	Atlanta, Ga.	W	3-0
11/12/06	Chapel Hill, N.C.	W	3-2
9/21/07	Chapel Hill, N.C.	W	3-1
10/27/07	Atlanta, Ga.	W	3-2
10/26/08	Chapel Hill, N.C.	L	1-3
9/29/09	Atlanta, Ga.	W	3-0
10/30/09	Chapel Hill, N.C.	W	3-1
10/15/10	Atlanta, Ga.	W	3-1
11/21/10	Chapel Hill, N.C.	L	2-3
10/1/11	Atlanta, Ga.	L	0-3
11/11/11	Chapel Hill, N.C.	L	1-3
9/30/12	Chapel Hill, N.C.	L	0-3
11/8/12	Atlanta, Ga.	W	3-2
11/10/13	Chapel Hill, N.C.	L	0-3
10/26/14	Atlanta, Ga.	L	2-3
10/23/15	Atlanta, Ga.	L	1-3
9/30/16	Atlanta, Ga.	L	0-3
11/12/16	Chapel Hill, N.C.	L	2-3
10/1/17	Atlanta, Ga.	W	3-1
11/9/17	Chapel Hill, N.C.	L	2-3
10/26/18	Atlanta, Ga.	W	3-2
11/1/19	Chapel Hill, N.C.	W	3-2
10/29/21	Atlanta, Ga.	W	3-0

SERIES
Home: 18-14, Away: 9-21, Neutral: 2-3

NORTH CAROLINA ST.

GT LEADS 47-20; SETS 153-85

DATE	LOCATION	W/L	SETS
1980	Atlanta, Ga.	L	0-2
9/30/83	Raleigh, N.C.	L	0-3
11/11/83	Durham, N.C.	L	0-3
11/2/84	Raleigh, N.C.	L	0-3
10/26/85	Atlanta, Ga.	L	0-3
10/4/86	Raleigh, N.C.	L	0-3
11/6/87	Atlanta, Ga.	L	0-3
11/11/88	Atlanta, Ga.	L	0-3
9/29/89	Atlanta, Ga.	L	0-3
11/2/90	Raleigh, N.C.	L	0-3
10/26/91	Atlanta, Ga.	W	3-0
11/22/91	Charlottesville, Va.	W	3-2
11/7/92	Atlanta, Ga.	W	3-2
10/23/93	Raleigh, N.C.	W	3-1
11/6/93	Atlanta, Ga.	W	3-0
10/28/94	Raleigh, N.C.	W	3-0
11/11/94	Atlanta, Ga.	W	3-1
11/18/94	Chapel Hill, N.C.	W	3-0
10/28/95	Raleigh, N.C.	W	3-1
11/11/95	Atlanta, Ga.	W	3-1
10/12/96	Atlanta, Ga.	W	3-1
11/8/96	Raleigh, N.C.	W	3-2
10/10/97	Raleigh, N.C.	W	3-0
10/26/97	Atlanta, Ga.	W	3-0
9/29/98	Atlanta, Ga.	W	3-0
11/12/98	Raleigh, N.C.	W	3-0
10/8/99	Atlanta, Ga.	L	2-3
10/22/99	Raleigh, N.C.	L	2-3
9/23/00	Raleigh, N.C.	W	3-1
11/7/00	Atlanta, Ga.	W	3-0
11/16/00	Winston-Salem, N.C.	W	3-0
10/2/01	Raleigh, N.C.	W	3-1
11/3/01	Atlanta, Ga.	W	3-0
10/1/02	Atlanta, Ga.	W	3-0
11/2/02	Raleigh, N.C.	W	3-0
9/23/03	Raleigh, N.C.	W	3-0
10/25/03	Atlanta, Ga.	W	3-1
9/25/04	Atlanta, Ga.	W	3-0
10/22/04	Raleigh, N.C.	W	3-0
10/15/05	Raleigh, N.C.	W	3-1
11/11/05	Atlanta, Ga.	W	3-1
10/14/06	Atlanta, Ga.	W	3-0
11/10/06	Raleigh, N.C.	W	3-0
9/23/07	Raleigh, N.C.	W	3-1
10/26/07	Atlanta, Ga.	W	3-0
10/24/08	Raleigh, N.C.	W	3-0
9/25/09	Atlanta, Ga.	W	3-0
10/31/09	Raleigh, N.C.	W	3-0
10/17/10	Atlanta, Ga.	W	3-1
11/19/10	Raleigh, N.C.	L	1-3
9/30/11	Atlanta, Ga.	L	2-3
11/13/11	Raleigh, N.C.	L	0-3
9/28/12	Raleigh, N.C.	L	2-3
11/10/12	Atlanta, Ga.	W	3-1
11/9/13	Raleigh, N.C.	L	2-3
10/10/14	Atlanta, Ga.	W	3-2
11/9/14	Raleigh, N.C.	L	0-3
10/25/15	Atlanta, Ga.	W	3-0
10/2/16	Atlanta, Ga.	W	3-0
11/11/16	Raleigh, N.C.	W	3-2
9/29/17	Atlanta, Ga.	L	1-3
11/11/17	Raleigh, N.C.	L	0-3
10/28/18	Atlanta, Ga.	W	3-0
11/3/19	Raleigh, N.C.	W	3-2
11/17/19	Atlanta, Ga.	W	3-0
3/27/21	Louisville, Ky.	W	3-0
10/31/21	Atlanta, Ga.	W	3-1

SERIES
Home: 25-8, Away: 18-11, Neutral: 4-1

NORTH CAROLINA A&T

GT LEADS 1-0; SETS 3-0

DATE	LOCATION	W/L	SETS
10/31/93	Atlanta, Ga.	W	3-0

SERIES
Home: 1-0, Away: 0-0, Neutral: 0-0

NORTH DAKOTA

GT LEADS 1-0; SETS 3-0

DATE	LOCATION	W/L	SETS
8/27/17	Atlanta, Ga.	W	3-0

SERIES
Home: 1-0, Away: 0-0, Neutral: 0-0

NORTHEASTERN ILLINOIS

GT LEADS 1-0; SETS 3-0

DATE	LOCATION	W/L	SETS
9/7/95	Chicago, Ill.	W	3-0

SERIES
Home: 0-0, Away: 1-0, Neutral: 0-0

NORTHEASTERN LOUISIANA

GT LEADS 1-0; SETS 3-0

DATE	LOCATION	W/L	SETS
9/17/92	Atlanta, Ga.	W	3-0

SERIES
Home: 1-0, Away: 0-0, Neutral: 0-0

NORTHERN ILLINOIS

GT LEADS 2-0; SETS 6-0

DATE	LOCATION	W/L	SETS
9/5/09	Murfreesboro, Tenn.	W	3-0
9/7/18	Tuscaloosa, Ala.	W	3-0

SERIES
Home: 0-0, Away: 0-0, Neutral: 2-0

NORTHERN IOWA

SERIES TIED 1-1; SETS 4-5

DATE	LOCATION	W/L	SETS
8/31/02	Fairfax, Va.	L	1-3
9/2/06	Atlanta, Ga.	W	3-2

SERIES
Home: 1-0, Away: 0-0, Neutral: 0-1

NORTH FLORIDA

GT LEADS 3-0; SETS 9-0

DATE	LOCATION	W/L	SETS
9/19/97	Atlanta, Ga.	W	3-0
9/16/16	Conway, S.C.	W	3-0
9/8/17	Atlanta, Ga.	W	3-0

SERIES
Home: 2-0, Away: 0-0, Neutral: 1-0

NORTH GEORGIA

GT LEADS 10-0; SETS 21-2

DATE	LOCATION	W/L	SETS
1980	Atlanta, Ga.	W	2-0
1980	Atlanta, Ga.	W	2-0
1980	Atlanta, Ga.	W	2-0
1980	Atlanta, Ga.	W	3-1
1980	Atlanta, Ga.	W	2-0
1980	Atlanta, Ga.	W	2-0
10/1/81	Atlanta, Ga.	W	2-0
10/14/81	Atlanta, Ga.	W	2-1
11/3/81	Atlanta, Ga.	W	2-0
9/30/82	Atlanta, Ga.	W	2-0

SERIES
Home: 10-0, Away: 0-0, Neutral: 0-0

NORTHWESTERN

SERIES TIED 1-1; SETS 3-3

DATE	LOCATION	W/L	SETS
8/29/03	Atlanta, Ga.	W	3-0
9/2/05	Tucson, Ariz.	L	0-3

SERIES
Home: 1-0, Away: 0-0, Neutral: 0-1

NOTRE DAME

GT LEADS 7-6; SETS 26-26

DATE	LOCATION	W/L	SETS
9/7/94	South Bend, Ind.	L	0-3
10/13/95	Atlanta, Ga.	W	3-2
10/12/13	Atlanta, Ga.	L	0-3
10/31/14	South Bend, Ind.	W	3-2
10/11/15	Atlanta, Ga.	W	3-0

SERIES HISTORY

11/20/15	South Bend, Ind.	W	3-1
11/20/16	Atlanta, Ga.	W	3-0
10/13/17	South Bend, Ind.	W	3-1
9/30/18	Atlanta, Ga.	L	2-3
10/6/19	South Bend, Ind.	L	1-3
11/24/19	Atlanta, Ga.	W	3-2
4/1/21	Atlanta, Ga.	L	0-3
10/1/21	Atlanta, Ga.	L	2-3

SERIES
Home: 4-4, Away: 3-2, Neutral: 0-0

OGLETHORPE

GT LEADS 5-0; SETS 10-1

DATE	LOCATION	W/L	SETS
1980	Atlanta, Ga.	W	2-0
1980	Atlanta, Ga.	W	2-0
1980	Atlanta, Ga.	W	2-0
10/8/81	Atlanta, Ga.	W	2-1
10/12/82	Atlanta, Ga.	W	2-0

SERIES
Home: 5-0, Away: 0-0, Neutral: 0-0

OHIO

GT TRAILS 0-1; SETS 2-3

DATE	LOCATION	W/L	SETS
9/5/09	Murfreesboro, Tenn.	L	2-3

SERIES
Home: 0-0, Away: 0-0, Neutral: 0-1

OHIO STATE

GT TRAILS 1-2; SETS 3-6

DATE	LOCATION	W/L	SETS
9/2/95	Boulder, Colo.	L	0-3
9/12/04	Atlanta, Ga.	L	0-3
12/9/21	Louisville, Ky.	W	3-0

SERIES
Home: 0-1, Away: 0-0, Neutral: 1-1

OKLAHOMA

GT TRAILS 1-2; SETS 4-7

DATE	LOCATION	W/L	SETS
9/6/14	Dallas, Texas	L	0-3
9/14/19	Norman, Okla	L	1-3
9/12/21	Atlanta, Ga.	W	3-1

SERIES
Home: 1-0, Away: 0-1, Neutral: 0-1

ORAL ROBERTS

GT LEADS 1-0; SETS 3-0

DATE	LOCATION	W/L	SETS
9/3/10	Denver, Colo.	W	3-0

SERIES
Home: 0-0, Away: 0-0, Neutral: 1-0

PACIFIC

GT TRAILS 1-2; SETS 5-7

DATE	LOCATION	W/L	SETS
9/5/98	Forest Grove, Ore.	L	0-3
9/10/00	Atlanta, Ga.	L	2-3
8/27/16	Auburn, Ala.	W	3-1

SERIES
Home: 0-1, Away: 0-1, Neutral: 1-0

PENN

GT TRAILS 0-1; SETS 1-3

DATE	LOCATION	W/L	SETS
10/18/87	Atlanta, Ga.	L	1-3

SERIES
Home: 0-1, Away: 0-0, Neutral: 0-0

PENN STATE

GT TRAILS 1-3; SETS 3-10

DATE	LOCATION	W/L	SETS
9/11/93	Honolulu, Hawaii	L	0-3
12/3/95	Amherst, Mass.	L	0-3
12/8/96	Cleveland, Ohio	L	0-3
8/27/21	Orlando, Fla.	W	3-1

SERIES
Home: 0-0, Away: 0-0, Neutral: 1-3

PEPPERDINE

GT TRAILS 0-3; SETS 2-9

DATE	LOCATION	W/L	SETS
9/9/92	Malibu, Calif.	L	1-3
9/1/97	Malibu, Calif.	L	0-3
8/25/07	Jonesboro, Ark.	L	1-3

SERIES
Home: 0-0, Away: 0-2, Neutral: 0-1

PITTSBURGH

GT TRAILS 2-11; SETS 13-36

DATE	LOCATION	W/L	SETS
8/24/07	Jonesboro, Ark.	W	3-1
9/29/13	Pittsburgh, Pa.	L	0-3
10/17/14	Atlanta, Ga.	L	0-3
10/16/15	Pittsburgh, Pa.	L	2-3
9/23/16	Pittsburgh, Pa.	L	1-3
11/6/16	Atlanta, Ga.	L	1-3
11/15/17	Atlanta, Ga.	L	0-3
11/2/18	Atlanta, Ga.	L	0-3
11/21/18	Pittsburgh, Pa.	L	0-3
11/8/19	Pittsburgh, Pa.	L	2-3
3/8/21	Pittsburgh, Pa.	L	0-3
10/10/21	Pittsburgh, Pa.	W	3-2
11/19/21	Atlanta, Ga.	L	1-3

SERIES
Home: 0-5, Away: 1-6, Neutral: 1-0

PROVIDENCE

GT LEADS 2-0; SETS 6-0

DATE	LOCATION	W/L	SETS
9/16/95	Atlanta, Ga.	W	3-0
9/17/95	Atlanta, Ga.	W	3-0

SERIES
Home: 2-0, Away: 0-0, Neutral: 0-0

PURDUE

GT TRAILS 0-1; SETS 1-3

DATE	LOCATION	W/L	SETS
9/3/04	Madison, Wis.	L	1-3

SERIES
Home: 0-0, Away: 0-0, Neutral: 0-1

RADFORD

GT TRAILS 0-1; SETS 0-3

DATE	LOCATION	W/L	SETS
11/15/86	Radford, Va.	L	0-3

SERIES
Home: 0-0, Away: 0-1, Neutral: 0-0

RHODE ISLAND

GT LEADS 1-0; SETS 3-0

DATE	LOCATION	W/L	SETS
9/1/01	Salt Lake City, Utah	W	3-0

SERIES
Home: 0-0, Away: 0-0, Neutral: 1-0

RICE

SERIES TIED 1-1; SETS 5-3

DATE	LOCATION	W/L	SETS
8/30/02	Fairfax, Va.	W	3-0
9/3/11	Houston, Texas	L	2-3

SERIES
Home: 0-0, Away: 0-1, Neutral: 1-0

ROLLINS

GT TRAILS 0-2; SETS 0-4

DATE	LOCATION	W/L	SETS
1980	Atlanta, Ga.	L	0-2
10/20/84	Carrolton, Ga.	L	0-2

SERIES
Home: 0-1, Away: 0-1, Neutral: 0-0

SAINT MARY'S

GT TRAILS 0-1; SETS 1-3

DATE	LOCATION	W/L	SETS
9/3/98	Moraga, Calif.	L	1-3

SERIES
Home: 0-0, Away: 0-0, Neutral: 0-1

SAMFORD

GT LEADS 5-2; SETS 16-7

DATE	LOCATION	W/L	SETS
10/19/84	Carrollton, Ga.	W	2-0
9/28/88	Birmingham, Ala.	W	3-0
10/19/88	Atlanta, Ga.	W	3-0
9/30/89	Atlanta, Ga.	W	3-1
11/13/89	Birmingham, Ala.	L	1-3
10/2/93	Atlanta, Ga.	W	3-0
9/10/11	Atlanta, Ga.	L	1-3

SERIES
Home: 3-1, Away: 1-1, Neutral: 1-0

SAM HOUSTON ST.

GT TRAILS 1-2; SETS 3-6

DATE	LOCATION	W/L	SETS
9/23/89	New Orleans, La.	L	0-3
9/21/90	New Orleans, La.	L	0-3
9/16/06	Atlanta, Ga.	W	3-0

SERIES
Home: 1-0, Away: 0-0, Neutral: 0-2

SAN DIEGO

GT TRAILS 0-1; SETS 0-3

DATE	LOCATION	W/L	SETS
9/1/17	San Diego, Calif.	L	0-3

SERIES
Home: 0-0, Away: 0-1, Neutral: 0-0

SAN JOSE STATE

GT LEADS 1-0; SETS 3-0

DATE	LOCATION	W/L	SETS
11/29/03	Long Beach, Calif.	W	3-0

SERIES
Home: 0-0, Away: 0-0, Neutral: 1-0

SANTA CLARA

GT LEADS 1-0; SETS 3-0

DATE	LOCATION	W/L	SETS
9/13/03	Lincoln, Neb.	W	3-0

SERIES
Home: 0-0, Away: 0-0, Neutral: 1-0

SIENA COLLEGE

GT LEADS 3-0; SETS 9-0

DATE	LOCATION	W/L	SETS
12/4/93	Kansas City, Mo.	W	3-0
11/29/95	Amherst, Mass.	W	3-0
8/28/15	Atlanta, Ga.	W	3-0

SERIES
Home: 1-0, Away: 0-0, Neutral: 2-0

SOUTH ALABAMA

GT LEADS 3-2; SETS 10-8

DATE	LOCATION	W/L	SETS
9/21/85	Birmingham, Ala.	L	0-3
10/11/85	Orlando, Fla.	L	1-3
9/17/93	Auburn, Ala.	W	3-0
9/12/98	Atlanta, Ga.	W	3-0
8/31/18	Atlanta, Ga.	W	3-2

SERIES
Home: 2-0, Away: 0-0, Neutral: 1-2

SOUTH CAROLINA

GT TRAILS 1-4; SETS 7-13

DATE	LOCATION	W/L	SETS
10/14/89	Columbia, S.C.	L	0-3
11/5/90	Atlanta, Ga.	L	1-3
9/6/91	Conway, S.C.	W	3-1
9/10/99	Atlanta, Ga.	L	2-3
8/30/14	Columbia, S.C.	L	1-3

SERIES
Home: 0-2, Away: 1-2, Neutral: 0-0

SOUTH CAROLINA ST.

GT LEADS 5-0; SETS 15-1

DATE	LOCATION	W/L	SETS
10/13/87	Orangeburg, S.C.	W	3-0
9/13/88	Orangeburg, S.C.	W	3-0
9/15/89	Atlanta, Ga.	W	3-0
9/18/90	Orangeburg, S.C.	W	3-1
9/18/98	Greenville, S.C.	W	3-0

SERIES
Home: 1-0, Away: 3-0, Neutral: 1-0

SOUTH DAKOTA

GT LEADS 1-0; SETS 3-0

DATE	LOCATION	W/L	SETS
12/17/19	Vermillion, S.D.	W	3-0

SERIES
Home: 0-0, Away: 1-0, Neutral: 0-0

SOUTH FLORIDA

SERIES TIED 4-2; SETS 14-9

DATE	LOCATION	W/L	SETS
10/25/85	Atlanta, Ga.	L	0-3
9/14/02	Tampa, Fla.	L	2-3
9/20/03	Atlanta, Ga.	W	3-0
9/15/06	Atlanta, Ga.	W	3-0
9/11/15	Lincoln, Neb.	W	3-1
11/29/18	Atlanta, Ga.	W	3-2

SERIES HISTORY

SERIES
Home: 3-1, Away: 0-1, Neutral: 1-0

SOUTHEAST MISSOURI

GT LEADS 1-0; SETS 3-1

DATE	LOCATION	W/L	SETS
9/12/09	Denver, Colo.	W	3-1

SERIES
Home: 0-0, Away: 0-0, Neutral: 1-0

SOUTHERN CALIFORNIA

GT TRAILS 0-1; SETS 0-3

DATE	LOCATION	W/L	SETS
8/27/04	Fort Collins, Colo.	L	0-3

SERIES
Home: 0-0, Away: 0-0, Neutral: 0-1

SOUTHERN MISS

SERIES TIED 2-2; SETS 10-7

DATE	LOCATION	W/L	SETS
9/22/89	New Orleans, La.	L	2-3
10/14/89	Hattiesburg, Miss.	W	3-1
9/12/08	University, Miss.	L	2-3
9/20/14	Atlanta, Ga.	W	3-0

SERIES
Home: 1-0, Away: 1-0, Neutral: 0-2

SOUTHERN METHODIST

GT LEADS 2-1; SETS 6-3

DATE	LOCATION	W/L	SETS
9/20/97	Atlanta, Ga.	W	3-0
8/25/12	Atlanta, Ga.	W	3-0
9/5/14	Dallas, Texas	L	0-3

SERIES
Home: 2-0, Away: 0-0, Neutral: 0-1

SOUTHERN UNIVERSITY

GT LEADS 1-0; SETS 3-0

DATE	LOCATION	W/L	SETS
8/31/19	Atlanta, Ga.	W	3-0

SERIES
Home: 1-0, Away: 0-0, Neutral: 0-0

SOUTHWEST TEXAS ST.

GT LEADS 1-0; SETS 3-0

DATE	LOCATION	W/L	SETS
11/13/92	Atlanta, Ga.	W	3-0

SERIES
Home: 1-0, Away: 0-0, Neutral: 0-0

SPELLMAN

GT LEADS 3-0; SETS 6-0

DATE	LOCATION	W/L	SETS
10/8/81	Atlanta, Ga.	W	2-0
10/20/81	Atlanta, Ga.	W	2-0
10/27/82	Atlanta, Ga.	W	2-0

SERIES
Home: 3-0, Away: 0-0, Neutral: 0-0

ST JOHN'S

SERIES TIED 1-1; SETS 4-3

DATE	LOCATION	W/L	SETS
9/13/13	Atlanta, Ga.	L	1-3
8/28/21	Orlando, Fla.	W	3-0

SERIES
Home: 0-1, Away: 0-0, Neutral: 1-0

STANFORD

GT TRAILS 0-2; SETS 2-6

DATE	LOCATION	W/L	SETS
9/9/94	Champaign, Ill.	L	0-3
9/9/95	Chicago, Ill.	L	2-3

SERIES
Home: 0-0, Away: 0-0, Neutral: 0-2

STETSON

SERIES TIED 2-2; SETS 8-6

DATE	LOCATION	W/L	SETS
10/26/84	Greenville, S.C.	L	2-3
10/12/85	Orlando, Fla.	L	0-3
9/18/92	Atlanta, Ga.	W	3-0
9/16/06	Atlanta, Ga.	W	3-0

SERIES
Home: 2-0, Away: 0-0, Neutral: 0-2

SYRACUSE

GT LEADS 7-6; SETS 23-25

DATE	LOCATION	W/L	SETS
10/13/89	Syracuse, N.Y.	L	0-3
10/25/13	Syracuse, N.Y.	L	0-3
11/24/13	Atlanta, Ga.	W	3-2
10/24/14	Atlanta, Ga.	W	3-2
10/30/15	Syracuse, N.Y.	L	2-3
10/16/16	Atlanta, Ga.	W	3-0
10/8/17	Syracuse, N.Y.	L	0-3
10/20/17	Atlanta, Ga.	W	3-1
9/21/18	Syracuse, N.Y.	L	0-3
11/11/18	Atlanta, Ga.	L	0-3
9/27/19	Atlanta, Ga.	W	3-1
3/20/21	Blacksburg, Va.	W	3-0
10/22/21	Syracuse, N.Y.	W	3-1

SERIES
Home: 5-1, Away: 1-5, Neutral: 1-0

TEMPLE

GT LEADS 2-0; SETS 6-0

DATE	LOCATION	W/L	SETS
9/5/03	Columbus, Ohio	W	3-0
9/14/07	Ann Arbor, Mich.	W	3-0

SERIES
Home: 0-0, Away: 0-0, Neutral: 2-0

TENNESSEE

GT TRAILS 1-2; SETS 7-6

DATE	LOCATION	W/L	SETS
9/13/91	University, Miss.	L	2-3
10/20/93	Atlanta, Ga.	L	2-3
9/20/13	Knoxville, Tenn.	W	3-0

SERIES
Home: 0-1, Away: 1-0, Neutral: 0-1

TENNESSEE NAZARENE

GT LEADS 1-0; SETS 2-0

DATE	LOCATION	W/L	SETS
10/4/84	Nashville, Tenn.	W	2-0

SERIES
Home: 0-0, Away: 1-0, Neutral: 0-0

TENNESSEE STATE

GT LEADS 1-0; SETS 3-0

DATE	LOCATION	W/L	SETS
9/2/16	Manhattan, Kan.	W	3-0

SERIES
Home: 0-0, Away: 0-0, Neutral: 1-0

TENNESSEE TECH

SERIES TIED 6-6; SETS 18-24

DATE	LOCATION	W/L	SETS
9/21/85	Birmingham, Ala.	L	0-3
9/28/85	Atlanta, Ga.	L	0-3
11/11/86	Cookeville, Tenn.	L	0-3
11/15/87	Atlanta, Ga.	W	3-2
10/15/88	Cookeville, Tenn.	W	3-1
10/27/89	Atlanta, Ga.	W	3-2
9/16/90	Atlanta, Ga.	L	0-3
9/22/90	New Orleans, La.	L	0-3
10/14/90	Cookeville, Tenn.	L	0-3
9/2/94	Davidson, N.C.	W	3-1
9/11/04	Atlanta, Ga.	W	3-0
8/27/11	Atlanta, Ga.	W	3-0

SERIES
Home: 4-2, Away: 1-2, Neutral: 1-2

TENNESSEE TEMPLE

GT LEADS 3-2; SETS 9-5

DATE	LOCATION	W/L	SETS
1980	Atlanta, Ga.	L	1-2
9/28/82	Chattanooga, Tenn.	W	2-0
10/6/83	Atlanta, Ga.	L	1-2
10/4/84	Chattanooga, Tenn.	W	2-0
10/8/85	Atlanta, Ga.	W	3-1

SERIES
Home: 1-2, Away: 2-0, Neutral: 0-0

TEXAS

GT TRAILS 0-2; SETS 0-6

DATE	LOCATION	W/L	SETS
10/15/95	Atlanta, Ga.	L	0-3
9/2/17	San Diego, Calif.	L	0-3

SERIES
Home: 0-1, Away: 0-0, Neutral: 0-1

TEXAS A&M

GT TRAILS 0-1; SETS 0-3

DATE	LOCATION	W/L	SETS
9/6/98	Forest Grove, Ore.	L	1-3

SERIES
Home: 0-0, Away: 0-0, Neutral: 0-1

TEXAS ARLINGTON

GT LEADS 1-0; SETS 3-0

DATE	LOCATION	W/L	SETS
9/4/99	Arlington, Texas	W	3-0

SERIES
Home: 0-0, Away: 1-0, Neutral: 0-0

TEXAS SOUTHERN

GT LEADS 1-0; SETS 3-0

DATE	LOCATION	W/L	SETS
9/6/14	Dallas, Texas.	W	3-0

SERIES
Home: 0-0, Away: 0-0, Neutral: 1-0

TEXAS TECH

GT LEADS 1-0; SETS 3-0

DATE	LOCATION	W/L	SETS
8/31/01	Salt Lake City, Utah	W	3-0

SERIES
Home: 0-0, Away: 0-0, Neutral: 1-0

TCU

GT LEADS 1-0; SETS 3-1

DATE	LOCATION	W/L	SETS
12/14/19	Atlanta, Ga.	W	3-1

SERIES
Home: 1-0, Away: 0-0, Neutral: 0-0

THE CITADEL

GT LEADS 2-0; SETS 6-0

DATE	LOCATION	W/L	SETS
9/29/15	Atlanta, Ga.	W	3-0
12/3/21	Atlanta, Ga.	W	3-0

SERIES
Home: 2-0, Away: 0-0, Neutral: 0-0

TOLEDO

GT LEADS 2-0; SETS 6-1

DATE	LOCATION	W/L	SETS
9/12/98	Atlanta, Ga.	W	3-0
9/8/06	Lexington, Ky.	W	3-1

SERIES
Home: 1-0, Away: 0-0, Neutral: 1-0

TROY

GT TRAILS 1-3; SETS 4-8

DATE	LOCATION	W/L	SETS
10/10/81	Atlanta, Ga.	L	0-2
9/23/83	Atlanta, Ga.	L	0-2
9/14/13	Atlanta, Ga.	L	1-3
12/7/19	Atlanta, Ga.	W	3-1

SERIES
Home: 1-3, Away: 0-0, Neutral: 0-0

TULANE

GT LEADS 1-0; SETS 3-1

DATE	LOCATION	W/L	SETS
8/31/18	Atlanta, Ga.	W	3-1

SERIES
Home: 1-0, Away: 0-0, Neutral: 0-0

TUSKEGEE

GT TRAILS 1-3; SETS 2-6

DATE	LOCATION	W/L	SETS
10/10/81	Atlanta, Ga.	L	1-2
10/1/82	Atlanta, Ga.	L	0-2
10/29/82	Tuskegee, Ala.	L	0-2
10/30/82	Tuskegee, Ala.	W	1-0

SERIES
Home: 0-2, Away: 1-1, Neutral: 0-0

UAB

GT TRAILS 3-16; SETS 17-47

DATE	LOCATION	W/L	SETS
8/7/83	Atlanta, Ga.	L	1-3
10/31/83	Atlanta, Ga.	L	0-3
10/9/84	Atlanta, Ga.	L	0-3
10/20/84	Atlanta, Ga.	L	0-2
11/8/84	Atlanta, Ga.	L	0-3
9/20/85	Birmingham, Ala.	L	0-3
10/12/85	Orlando, Fla.	L	0-3
11/5/85	Atlanta, Ga.	L	0-3
10/7/86	Birmingham, Ala.	L	0-3

SERIES HISTORY

10/27/86	Atlanta, Ga.	L	1-3
10/15/87	Atlanta, Ga.	L	1-3
11/10/87	Atlanta, Ga.	L	0-3
10/12/88	Atlanta, Ga.	L	2-3
10/24/88	Atlanta, Ga.	L	1-3
10/7/89	Atlanta, Ga.	L	1-3
9/19/90	Birmingham, Ala.	L	1-3
9/18/98	Greenville, S.C.	W	3-0
9/19/98	Greenville, S.C.	W	3-0
8/28/10	Murfreesboro, Tenn.	W	3-0

SERIES
Home: 0-12, Away: 0-3, Neutral: 3-1

UAH

GT LEADS 1-0; SETS 3-0

DATE	LOCATION	W/L	SETS
10/7/87	Huntsville, Ala.	W	3-0

SERIES
Home: 0-0, Away: 1-0, Neutral: 0-0

UC DAVIS

GT LEADS 1-0; SETS 3-2

DATE	LOCATION	W/L	SETS
9/12/15	Lincoln, Neb.	W	3-2

SERIES
Home: 0-0, Away: 0-0, Neutral: 1-0

UCF

GT LEADS 4-2; SETS 12-7

DATE	LOCATION	W/L	SETS
9/29/84	Atlanta, Ga.	L	0-3
10/11/85	Orlando, Fla.	L	0-3
10/6/94	Atlanta, Ga.	W	3-0
10/25/96	Atlanta, Ga.	W	3-0
11/1/04	Atlanta, Ga.	W	3-0
8/27/21	Orlando, Fla.	W	3-1

SERIES
Home: 3-1, Away: 1-1, Neutral: 0-0

UCLA

GT TRAILS 0-3; SETS 2-9

DATE	LOCATION	W/L	SETS
9/10/93	Honolulu, Hawaii	L	1-3
12/3/94	Austin, Texas	L	0-3
9/4/21	Long Beach, Calif.	L	1-3

SERIES
Home: 0-0, Away: 0-1, Neutral: 0-2

UNC - ASHEVILLE

GT LEADS 10-1; SETS 30-3

DATE	LOCATION	W/L	SETS
10/24/81	Atlanta, Ga.	L	0-2
9/23/86	Asheville, N.C.	W	3-1
11/3/86	Atlanta, Ga.	W	3-0
9/22/87	Asheville, N.C.	W	3-0
9/27/88	Asheville, N.C.	W	3-0
9/13/89	Asheville, N.C.	W	3-0
9/30/89	Atlanta, Ga.	W	3-0
9/12/90	Asheville, N.C.	W	3-0
9/6/96	Greenville, N.C.	W	3-0
9/7/96	Greenville, N.C.	W	3-0
8/31/19	Atlanta, Ga.	W	3-0

SERIES
Home: 3-1, Away: 5-0, Neutral: 2-0

UNC - CHARLOTTE

GT TRAILS 4-5; SETS 14-16

DATE	LOCATION	W/L	SETS
9/23/83	Atlanta, Ga.	L	0-2
10/12/87	Charlotte, N.C.	L	0-3
11/12/88	Charlotte, N.C.	L	2-3
11/11/89	Atlanta, Ga.	W	3-1
9/29/90	Charlotte, N.C.	L	0-3
10/20/90	Cullowhee, N.C.	L	0-3
9/27/91	Charlotte, N.C.	W	3-1
11/14/92	Atlanta, Ga.	W	3-0
9/1/94	Charlotte, N.C.	W	3-0

SERIES
Home: 2-1, Away: 2-3 Neutral: 0-1

UNC - GREENSBORO

GT LEADS 2-0; SETS 6-1

DATE	LOCATION	W/L	SETS
10/18/91	Davidson, N.C.	W	3-0
9/5/92	Conway, S.C.	W	3-1

SERIES
Home: 0-0, Away: 0-0, Neutral: 2-0

UNC - WILMINGTON

GT LEADS 3-0; SETS 9-1

DATE	LOCATION	W/L	SETS
9/28/91	Charlotte, N.C.	W	3-1
10/10/92	Atlanta, Ga.	W	3-0
9/1/00	Davidson, N.C.	W	3-0

SERIES
Home: 1-0, Away: 0-0, Neutral: 2-0

USC - AIKEN

SERIES TIED 1-1; SETS 3-2

DATE	LOCATION	W/L	SETS
9/21/83	Aiken, S.C.	L	0-2
9/7/91	Conway, S.C.	W	3-0

SERIES
Home: 0-0, Away: 0-1, Neutral: 1-0

UT - CHATTANOOGA

GT LEADS 9-6; SETS 28-19

DATE	LOCATION	W/L	SETS
1980	Atlanta, Ga.	L	0-2
10/24/81	Atlanta, Ga.	L	0-2
9/28/82	Chattanooga, Tenn.	L	0-2
10/20/83	Chattanooga, Tenn.	L	1-3
10/11/84	Atlanta, Ga.	W	3-2
10/1/85	Chattanooga, Tenn.	L	0-3
10/25/85	Atlanta, Ga.	L	0-3
8/31/91	Chattanooga, Tenn.	W	3-0
10/23/91	Atlanta, Ga.	W	3-1
9/2/92	Chattanooga, Tenn.	W	3-0
10/11/92	Chattanooga, Tenn.	W	3-1
9/1/93	Atlanta, Ga.	W	3-0
9/12/00	Chattanooga, Tenn.	W	3-0
9/17/02	Chattanooga, Tenn.	W	3-0
8/30/13	Atlanta, Ga.	W	3-0

SERIES
Home: 4-3, Away: 5-3, Neutral: 0-0

UT-MARTIN

GT LEADS 1-0; SETS 3-0

DATE	LOCATION	W/L	SETS
9/29/15	Atlanta, Ga.	W	3-0

SERIES
Home: 1-0, Away: 0-0, Neutral: 0-0

UTAH

GT TRAILS 0-2; SETS 0-6

DATE	LOCATION	W/L	SETS
8/31/01	Salt Lake City, Utah	L	0-3
9/13/14	Nashville, Tenn.	L	0-3

SERIES
Home: 0-0, Away: 0-1, Neutral: 0-1

UTAH VALLEY STATE

GT LEADS 1-0; SETS 3-0

DATE	LOCATION	W/L	SETS
9/14/07	Ann Arbor, Mich.	W	3-0

SERIES
Home: 0-0, Away: 0-0, Neutral: 1-0

UTEP

GT LEADS 2-0; SETS 6-1

DATE	LOCATION	W/L	SETS
9/11/98	Atlanta, Ga.	W	3-1
9/3/99	Arlington, Texas	W	3-0

SERIES
Home: 1-0, Away: 0-0, Neutral: 1-0

UTSA

GT TRAILS 0-1; SETS 1-3

DATE	LOCATION	W/L	SETS
9/2/11	Houston, Texas	L	1-3

SERIES
Home: 0-0, Away: 0-0, Neutral: 0-1

VALDOSTA STATE

GT LEADS 7-0; SETS 14-12

DATE	LOCATION	W/L	SETS
1980	Atlanta, Ga.	W	2-0
1980	Atlanta, Ga.	W	2-1
1980	Atlanta, Ga.	W	2-0
9/26/81	Atlanta, Ga.	W	2-1
10/10/81	Atlanta, Ga.	W	2-0
10/16/81	Atlanta, Ga.	W	2-0
11/5/81	Atlanta, Ga.	W	2-0

SERIES
Home: 7-0, Away: 0-0, Neutral: 0-0

VCU

GT LEADS 1-0; SETS 3-2

DATE	LOCATION	W/L	SETS
9/5/92	Conway, S.C.	W	3-2

SERIES
Home: 0-0, Away: 0-0, Neutral: 1-0

VILLANOVA

GT LEADS 2-1; SETS 7-4

DATE	LOCATION	W/L	SETS
8/30/02	Fairfax, Va.	W	3-0
9/8/06	Lexington, Ky.	W	3-1
9/2/17	San Diego, Calif.	L	1-3

SERIES
Home: 0-0, Away: 0-0, Neutral: 2-1

VIRGINIA

GT LEADS 40-22; SETS 142-84

DATE	LOCATION	W/L	SETS
11/5/83	Charlottesville, Va.	L	0-3
11/3/84	Charlottesville, Va.	L	1-3
10/19/85	Atlanta, Ga.	L	0-3
11/14/86	Charlottesville, Va.	L	0-3
10/10/87	Atlanta, Ga.	L	0-3
10/7/88	Charlottesville, Va.	L	0-3
10/20/89	Atlanta, Ga.	L	1-3
11/10/90	Charlottesville, Va.	L	0-3
10/27/91	Atlanta, Ga.	W	3-1
10/2/92	Atlanta, Ga.	W	3-0
10/8/93	Atlanta, Ga.	W	3-0
11/13/93	Charlottesville, Va.	W	3-1
9/23/94	Charlottesville, Va.	W	3-0
10/14/94	Atlanta, Ga.	W	3-1
9/30/95	Charlottesville, Va.	W	3-0
10/21/95	Atlanta, Ga.	W	3-0
11/16/95	Clemson, S.C.	W	3-0
10/5/96	Charlottesville, Va.	L	1-3
11/1/96	Atlanta, Ga.	W	3-1
10/18/97	Atlanta, Ga.	L	2-3
10/31/97	Charlottesville, Va.	W	3-0
10/3/98	Charlottesville, Va.	L	1-3
11/6/98	Atlanta, Ga.	L	2-3
10/15/99	Charlottesville, Va.	L	1-3
10/30/99	Atlanta, Ga.	W	3-1
9/29/00	Atlanta, Ga.	W	3-1
11/4/00	Charlottesville, Va.	L	2-3
10/13/01	Atlanta, Ga.	W	3-0
11/9/01	Charlottesville, Va.	W	3-0
9/28/02	Charlottesville, Va.	W	3-0
10/25/02	Atlanta, Ga.	W	3-0
10/4/03	Atlanta, Ga.	W	3-0
10/31/03	Charlottesville, Va.	W	3-0
11/22/03	Orlando, Fla.	W	3-0
10/15/04	Atlanta, Ga.	W	3-1
11/13/04	Charlottesville, Va.	W	3-0
10/22/05	Atlanta, Ga.	W	3-2
11/26/05	Charlottesville, Va.	W	3-1
10/21/06	Charlottesville, Va.	L	2-3
11/25/06	Atlanta, Ga.	L	0-3
9/28/07	Atlanta, Ga.	L	2-3
11/4/07	Charlottesville, Va.	W	3-2
9/26/08	Charlottesville, Va.	W	3-1
11/1/08	Atlanta, Ga.	W	3-0
10/17/09	Charlottesville, Va.	W	3-1
11/20/09	Atlanta, Ga.	W	3-0
10/1/10	Charlottesville, Va.	W	3-1
11/12/10	Atlanta, Ga.	W	3-0
10/22/11	Charlottesville, Va.	W	3-1
10/6/12	Atlanta, Ga.	W	3-0
11/2/12	Charlottesville, Va.	L	2-3
11/1/13	Atlanta, Ga.	L	2-3
11/21/14	Charlottesville, Va.	L	1-3
11/14/15	Charlottesville, Va.	L	0-3
10/7/16	Charlottesville, Va.	W	3-0
10/28/16	Atlanta, Ga.	W	3-0
11/4/17	Charlottesville, Va.	L	1-3
11/4/18	Atlanta, Ga.	W	3-1
11/16/18	Charlottesville, Va.	W	3-1
11/10/19	Charlottesville, Va.	W	3-0
3/7/21	Pittsburgh, Pa.	W	3-0
10/8/21	Charlottesville, Va.	W	3-0

SERIES
Home: 19-8, Away: 17-15, Neutral: 3-0

VIRGINIA TECH

GT LEADS 18-10; SETS 59-41

DATE	LOCATION	W/L	SETS
11/10/90	Charlottesville, Va.	L	0-3
9/11/99	Atlanta, Ga.	W	3-0
10/3/04	Blacksburg, Va.	W	3-0
10/21/05	Atlanta, Ga.	W	3-2
11/25/05	Blacksburg, Va.	L	1-3
10/20/06	Blacksburg, Va.	W	3-0
11/24/06	Atlanta, Ga.	L	1-3
9/29/07	Atlanta, Ga.	W	3-1
11/2/07	Blacksburg, Va.	W	3-2
9/27/08	Blacksburg, Va.	L	0-3
10/31/08	Atlanta, Ga.	W	3-0
10/16/09	Blacksburg, Va.	L	0-3
11/21/09	Atlanta, Ga.	W	3-0
10/2/10	Blacksburg, Va.	W	3-2
11/12/10	Atlanta, Ga.	L	0-3
10/21/11	Blacksburg, Va.	L	2-3
10/5/12	Atlanta, Ga.	W	3-1
11/3/12	Blacksburg, Va.	L	1-3
11/3/13	Atlanta, Ga.	W	3-1

SERIES HISTORY

11/22/14	Blacksburg, Va.	L	0-3
10/18/15	Blacksburg, Va.	W	3-1
9/25/16	Blacksburg, Va.	W	3-1
11/4/16	Atlanta, Ga.	W	3-0
11/3/17	Blacksburg, Va.	W	3-0
10/5/18	Atlanta, Ga.	L	0-3
10/13/19	Blacksburg, Va.	W	3-0
3/19/21	Blacksburg, Va.	W	3-0
9/26/21	Blacksburg, Va.	W	3-0

SERIES
Home: 8-3, Away: 10-6, Neutral: 0-1

WAKE FOREST

GT LEADS 38-12; SETS 122-58

DATE	LOCATION	W/L	SETS
10/28/83	Atlanta, Ga.	L	1-3
11/4/84	Winston-Salem, N.C.	L	2-3
10/5/85	Atlanta, Ga.	L	1-3
10/3/86	Winston-Salem, N.C.	L	0-3
10/18/96	Winston-Salem, N.C.	W	3-0
11/16/96	Atlanta, Ga.	W	3-0
9/27/97	Atlanta, Ga.	W	3-1
11/14/97	Winston-Salem, N.C.	W	3-0
10/9/98	Atlanta, Ga.	W	3-0
10/20/98	Winston-Salem, N.C.	W	3-2
9/24/99	Winston-Salem, N.C.	W	3-1
11/13/99	Atlanta, Ga.	L	0-3
11/19/99	Orlando, Fla.	L	0-3
10/4/00	Winston-Salem, N.C.	W	3-0
10/20/00	Atlanta, Ga.	W	3-1
9/23/01	Atlanta, Ga.	W	3-1
10/19/01	Winston-Salem, N.C.	W	3-2
10/19/02	Winston-Salem, N.C.	W	3-1
11/15/02	Atlanta, Ga.	W	3-0
11/22/02	Atlanta, Ga.	W	3-0
10/10/03	Winston-Salem, N.C.	W	3-0
11/9/03	Atlanta, Ga.	W	3-0
10/8/04	Winston-Salem, N.C.	W	3-0
11/7/04	Atlanta, Ga.	W	3-0
9/23/05	Atlanta, Ga.	W	3-1
10/29/05	Winston-Salem, N.C.	L	1-3
9/22/06	Winston-Salem, N.C.	L	0-3
10/28/06	Atlanta, Ga.	W	3-1
10/13/07	Winston-Salem, N.C.	W	3-1
11/9/07	Atlanta, Ga.	W	3-0
10/11/08	Atlanta, Ga.	W	3-0
11/7/08	Winston-Salem, N.C.	W	3-2
10/23/09	Atlanta, Ga.	W	3-0
9/26/10	Atlanta, Ga.	L	0-3
10/29/10	Winston-Salem, N.C.	W	3-0
9/24/11	Winston-Salem, N.C.	W	3-1
10/28/11	Atlanta, Ga.	W	3-0
10/12/12	Winston-Salem, N.C.	W	3-0
11/16/12	Atlanta, Ga.	W	3-0
10/20/13	Atlanta, Ga.	L	0-3
10/5/14	Atlanta, Ga.	W	3-2
11/7/14	Winston-Salem, N.C.	L	2-3
11/8/15	Atlanta, Ga.	W	3-2
10/21/16	Winston-Salem, N.C.	W	3-2
10/29/17	Atlanta, Ga.	W	3-1
10/12/18	Winston-Salem, N.C.	L	1-3
10/18/19	Atlanta, Ga.	W	3-0
10/14/20	Winston-Salem, N.C.	W	3-0
10/15/20	Winston-Salem, N.C.	W	3-0
9/24/21	Winston-Salem, N.C.	W	3-0

SERIES
Home: 20-5, Away: 18-6, Neutral: 0-1

WASHINGTON

GT TRAILS 0-1; SETS 0-3

DATE	LOCATION	W/L	SETS
9/11/10	Athens, Ga.	L	0-3

SERIES
Home: 0-0, Away: 0-0, Neutral: 0-1

WESLEYAN

GT LEADS 5-0; SETS 12-2

DATE	LOCATION	W/L	SETS
1980	Atlanta, Ga.	W	3-2
1980	Atlanta, Ga.	W	3-0
10/20/81	Atlanta, Ga.	W	2-0
10/13/82	Macon, Ga.	W	2-0
11/11/82	Atlanta, Ga.	W	2-0

SERIES
Home: 4-0, Away: 0-0, Neutral: 1-0

WEST GEORGIA

GT TRAILS 5-12; SETS 23-30

DATE	LOCATION	W/L	SETS
1980	Atlanta, Ga.	L	1-2
10/1/81	Atlanta, Ga.	L	1-2
10/5/81	Atlanta, Ga.	L	1-2
10/9/81	Atlanta, Ga.	L	0-2
10/16/81	Atlanta, Ga.	L	0-2
10/27/81	Atlanta, Ga.	L	1-2
9/30/82	Atlanta, Ga.	L	1-2
10/4/82	Douglasville, Ga.	W	2-0
10/13/82	Douglasville, Ga.	L	1-2
10/3/83	Atlanta, Ga.	L	1-3
11/8/83	Atlanta, Ga.	L	1-3
10/23/84	Atlanta, Ga.	L	2-3
10/8/85	Atlanta, Ga.	W	2-0
11/19/85	Douglasville, Ga.	L	1-3
10/25/86	Rock Hill, S.C.	W	2-0
9/25/91	Atlanta, Ga.	W	3-0
10/10/92	Douglasville, Ga.	W	3-2

SERIES
Home: 2-10, Away: 2-2, Neutral: 1-0

WESTERN CAROLINA

GT LEADS 11-9; SETS 39-32

DATE	LOCATION	W/L	SETS
10/21/85	Atlanta, Ga.	L	0-3
9/30/86	Atlanta, Ga.	L	0-3
10/28/86	Cullowhee, N.C.	L	0-3
9/23/87	Cullowhee, N.C.	L	2-3
9/25/87	Charlotte, N.C.	L	1-3
11/9/87	Atlanta, Ga.	W	3-1
10/25/88	Atlanta, Ga.	W	3-1
11/2/88	Cullowhee, N.C.	L	2-3
10/10/89	Cullowhee, N.C.	W	3-2
10/26/89	Atlanta, Ga.	L	1-3
9/28/90	Charlotte, N.C.	W	3-1
10/20/90	Cullowhee, N.C.	L	0-3
10/30/90	Atlanta, Ga.	L	0-3
9/20/91	Cullowhee, N.C.	W	3-0
10/12/91	Atlanta, Ga.	W	3-0
9/18/92	Atlanta, Ga.	W	3-0
9/17/93	Auburn, Ala.	W	3-0
9/5/96	Greenville, S.C.	W	3-0
9/20/03	Atlanta, Ga.	W	3-0
9/7/07	Atlanta, Ga.	W	3-0

SERIES
Home: 6-4, Away: 2-4, Neutral: 3-1

WESTERN KENTUCKY

SERIES TIED 1-1; SETS 3-3

DATE	LOCATION	W/L	SETS
9/11/05	Atlanta, Ga.	L	0-3
12/4/21	Atlanta, Ga.	W	3-0

SERIES
Home: 1-1, Away: 0-0, Neutral: 0-0

WESTERN MICHIGAN

GT LEADS 1-0; SETS 3-0

DATE	LOCATION	W/L	SETS
9/7/03	Columbus, Ohio	W	3-0

SERIES
Home: 0-0, Away: 0-0, Neutral: 1-0

WILLIAM & MARY

GT LEADS 3-0; SETS 9-1

DATE	LOCATION	W/L	SETS
9/2/94	Davidson, N.C.	W	3-0
9/18/98	Greenville, S.C.	W	3-1
9/19/98	Greenville, S.C.	W	3-0

SERIES
Home: 0-0, Away: 0-0, Neutral: 3-0

WINTHROP

GT LEADS 11-1; SETS 33-10

DATE	LOCATION	W/L	SETS
10/10/86	Atlanta, Ga.	W	3-1
9/20/87	Jacksonville, Fla.	W	3-2
10/23/87	Atlanta, Ga.	W	3-2
9/20/88	Rock Hill, S.C.	W	3-1
9/15/89	Atlanta, Ga.	W	3-0
11/3/90	Rock Hill, S.C.	L	0-3
9/21/91	Atlanta, Ga.	W	3-0
10/19/91	Davidson, N.C.	W	3-0
9/17/99	Tuscaloosa, Ala.	W	3-0
11/26/04	Atlanta, Ga.	W	3-0
9/3/05	Tucson, Ariz.	W	3-1
8/24/18	Atlanta, Ga.	W	3-0

SERIES
Home: 6-0, Away: 1-1, Neutral: 4-0

WISCONSIN

SERIES TIED 1-1; SETS 5-5

DATE	LOCATION	W/L	SETS
9/19/03	Atlanta, Ga.	W	3-2
9/4/04	Madison, Wis.	L	2-3

SERIES
Home: 1-0, Away: 0-1, Neutral: 0-0

WISCONSIN-MILWAUKEE

GT LEADS 2-1; SETS 6-4

DATE	LOCATION	W/L	SETS
9/20/96	Atlanta, Ga.	W	3-0
9/21/96	Atlanta, Ga.	W	3-1
9/14/97	Milwaukee, Wis.	L	0-3

SERIES
Home: 2-0, Away: 0-1, Neutral: 0-0

WOFFORD

GT LEADS 1-0; SETS 3-0

DATE	LOCATION	W/L	SETS
8/30/18	Atlanta, Ga.	W	3-0

SERIES
Home: 1-0, Away: 0-0, Neutral: 0-0

XAVIER

GT LEADS 3-0; SETS 9-1

DATE	LOCATION	W/L	SETS
9/10/04	Atlanta, Ga.	W	3-0
9/6/08	Atlanta, Ga.	W	3-0
9/7/17	Atlanta, Ga.	W	3-1

SERIES
Home: 3-0, Away: 0-0, Neutral: 0-0

YALE

GT LEADS 1-0; SETS 3-0

DATE	LOCATION	W/L	SETS
9/26/92	Atlanta, Ga.	W	3-0

SERIES
Home: 1-0, Away: 0-0, Neutral: 0-0

YEAR-BY-YEAR RESULTS

YEAR	OVERALL	ACC	HOME	AWAY	NEUTRAL	NOTES/POSTSEASON
1980	23-16	--	--	--	--	GAIAW Division III
1981	20-20	--	--	--	--	GAIAW Division III
1982	22-16	--	8-2	6-5	8-9	GAIAW Division II
1983	3-24	0-7	3-12	0-11	0-1	First year in NCAA Division I
1984	4-22	0-7	1-9	2-5	1-8	--
1985	4-26	0-7	2-11	2-6	0-9	--
1986	8-20	0-7	3-7	3-9	2-4	--
1987	18-20	0-6	7-10	6-6	5-4	--
1988	20-16	0-6	3-8	14-6	3-2	--
1989	17-20	0-6	11-9	5-8	1-3	--
1990	8-30	0-6	0-6	4-15	4-9	--
1991	27-9	3-4	9-2	6-4	12-3	--
1992	30-10	4-3	10-1	7-5	13-4	--
1993	25-13	8-6	8-4	6-5	11-4	NIVC Participant
1994	26-9	11-3	10-0	8-6	8-3	ACC Regular Season Champions; NCAA Second Round
1995	29-7	12-2	10-1	10-3	9-3	ACC Regular Season & Tournament Champions; NCAA Second Round
1996	32-8	11-5	10-2	8-4	14-2	2nd in ACC; NCAA Second Round
1997	19-15	10-6	11-4	7-7	1-4	3rd in ACC
1998	22-13	10-6	10-2	5-9	7-2	5th in ACC
1999	17-14	6-10	6-8	5-5	6-1	6th in ACC
2000	25-8	13-3	8-3	11-3	6-2	ACC Regular Season Co-Champions; NCAA First Round
2001	19-8	12-4	11-2	6-5	2-1	3rd in ACC; NCAA First Round
2002	33-6	13-3	17-1	10-4	6-1	2nd in ACC; ACC Tournament Champions; NCAA Second Round
2003	34-4	15-1	18-0	8-3	8-1	ACC Regular Season Champions; NCAA Elite Eight
2004	27-7	16-0	13-1	12-3	2-3	ACC Regular Season Champions; NCAA Sweet 16
						*ACC Tournament discontinued
2005	16-15	12-10	10-5	5-8	1-2	5th in ACC
2006	20-12	12-10	13-5	5-7	2-0	5th in ACC
2007	22-10	16-6	11-4	8-5	3-1	3rd in ACC
2008	20-10	12-8	8-4	8-5	4-1	6th in ACC
2009	21-10	15-5	13-3	7-4	1-3	3rd in ACC; NCAA First Round
2010	18-14	11-9	8-7	6-5	4-2	6th in ACC
2011	15-16	8-12	8-7	5-8	2-1	8th in ACC
2012	19-12	10-10	12-3	3-9	4-0	6th in ACC
2013	12-20	6-14	8-8	2-10	2-2	12th in ACC
2014	13-18	6-12	8-5	2-10	3-3	11th in ACC
2015	18-14	9-11	9-6	5-8	4-0	10th in ACC
2016	24-8	15-5	11-2	9-5	4-1	3rd in ACC
2017	13-18	8-12	10-7	3-9	0-2	10th in ACC
2018	18-15	6-12	15-6	5-8	1-1	10th in ACC, NIVC Second Round
2019	26-8	14-4	17-1	7-6	2-1	2nd in ACC, NIVC Champions
2020	14-5	13-4	6-1	4-3	4-1	4th in ACC, NCAA Second Round
2021	26-6	14-4	12-3	10-2	4-1	4th in ACC, NCAA Elite Eight
TOTALS	**827-572**	**331-256**	**358-182**	**245-249**	**174-105**	

ACC REGULAR SEASON TITLES: 5
ACC TOURNAMENT TITLES: 2
NCAA APPEARANCES: 11
SWEET 16 APPEARANCES: 3
ELITE EIGHT APPEARANCES: 2
ACC TOURNAMENT CHAMPIONS: 1995, 2002
ACC REGULAR SEASON CHAMPIONS: 1994, 1995, 2000, 2003, 2004

YEAR-BY-YEAR RESULTS

DAVID HOUSER

Head Coach: 1980-81
Seasons: 2
Record: 43-36 (.544)

1980 GAIAW Division III 23-16

DATE	OPPONENT	W/L	SCORE
	Erskine	L	0-2
	Georgia	L	0-2
	Valdosta State	W	2-0
	Mercer (Atlanta)	W	2-0
	Oglethorpe	W	2-0
	North Georgia	W	2-0
	Columbus	L	1-2
	Mercer (Atlanta)	W	3-0
	Jacksonville State	L	0-2
	Florida Junior	L	0-2
	Columbus	W	2-1
	Valdosta State	W	2-1
	Mercer (Atlanta)	W	2-0
	North Georgia	W	2-0
	Oglethorpe	W	2-0
	Daytona Junior	L	0-2
	Valdosta State	W	2-0
	Tennessee Temple	L	1-2
	Mercer (Atlanta)	W	2-0
	Wesleyan	W	3-2
	Wesleyan	W	3-0
	Clemson	L	0-2
	Duke	L	0-2
	NC State	L	0-2
	Oglethorpe	W	2-0
	Mercer (Atlanta)	W	2-0
	North Alabama	L	0-2
	UT-Chattanooga	L	0-2
	Montgomery	L	0-2
	North Georgia	W	2-0
	West Georgia	L	1-2
	Judson	W	2-0
	Mercer (Atlanta)	W	3-0
	North Georgia	W	3-1
	Rawlins	L	0-3
	Florida Tech	W	2-0
	North Georgia	W	2-0
	North Georgia	W	2-0
	Rollins	L	0-2

1981 GAIAW Division III 20-20

DATE	OPPONENT	W/L	SCORE
S. 26	Flagler	W	2-1
S. 26	Valdosta State	W	2-1
S. 26	Lake City	L	0-2
S. 30	Mercer (Atlanta)	W	3-1
O. 1	North Georgia	W	2-0
O. 1	West Georgia	L	1-2
O. 5	West Georgia	L	1-2
O. 5	Georgia	L	0-2
O. 8	Oglethorpe	W	2-1
O. 8	Spelman	W	2-0
O. 9	West Georgia	L	0-2
O. 10	Valdosta State	W	2-0
O. 10	Montevallo	L	0-2
O. 10	Tuskegee	L	1-2
O. 10	Troy	L	0-2
O. 14	North Georgia	W	2-1
O. 16	Valdosta State	W	2-0
O. 16	Columbus	L	1-2
O. 16	West Georgia	L	0-2
O. 20	Spelman	W	2-0
O. 20	Wesleyan	W	2-0
O. 22	Augusta	W	2-1
O. 24	UT-Chattanooga	L	0-2
O. 24	UNC-Asheville	L	0-2
O. 24	Bryan	L	0-2
O. 27	West Georgia	L	1-2
O. 27	Mercer	W	2-1
O. 30	North Carolina	L	0-2
O. 30	Maryland	L	0-2
O. 30	Duke	L	0-2
N. 3	Augusta	W	2-0
N. 3	North Georgia	W	2-0
N. 3	Georgia	L	0-2
N. 5	Valdosta State	W	2-0
N. 5	Mercer	W	2-0
N. 6	Lake City	L	1-2
N. 6	North Alabama	W	2-0
N. 6	Alabama State	L	1-2
N. 9	Columbus	W	2-1
N. 9	Huntington	W	2-1

MARY ANN INGRAM

Head Coach: 1982-3
Seasons: 2
Record: 25-40 (.385)

1982 GAIAW Division II 22-16

DATE	OPPONENT	W/L	SCORE
S. 28	at UT-Chattanooga	L	0-2
S. 28	at Tennessee Temple	W	2-0
S. 30	West Georgia	L	1-2
S. 30	North Georgia	W	2-0
O. 1	Augusta	W	2-0
O. 1	Tuskegee	L	0-2
O. 4	at Georgia	L	0-2
O. 4	at West Georgia	W	2-0
O. 7	Mercer	W	3-1
O. 8	vs. Augusta[1]	W	2-0
O. 8	vs. Lake City[1]	L	0-2
O. 8	vs. Huntington[1]	W	2-0
O. 9	vs. Jacksonville State[1]	L	0-2
O. 9	at Columbus[1]	W	2-0
O. 12	Oglethorpe	W	2-0
O. 12	Mercer (Atlanta)[2]	W	2-0
O. 13	at West Georgia	L	1-2
O. 13	at Columbus	W	2-0
O. 13	at Wesleyan	W	2-0
O. 22	vs. Jacksonville[3]	L	0-2
O. 22	vs. Georgia[3]	L	0-2
O. 22	vs. Bryan[3]	L	0-3
O. 22	vs. North Alabama[3]	L	0-2
O. 26	at Huntington	W	2-0
O. 26	at Columbus	L	1-2
O. 27	Spelman	W	2-0
O. 27	Mercer	W	2-1
O. 29	at Tuskegee[4]	L	0-2
O. 29	vs. Alabama State[4]	L	0-2
O. 30	vs. Florida A&M[4]	W	2-1
O. 30	vs. Florida A&M[4]	W	1-0
O. 30	vs. Columbus[4]	W	2-1
O. 30	vs. Alabama State[4]	L	0-2
O. 30	at Tuskegee[4]	W	1-0
N. 3	at Mercer	L	1-2
N. 3	at Augusta	W	0-0
N. 11	Columbus	W	2-1
N. 11	Wesleyan	W	2-0

1 - Columbus Tournament, Columbus, Ga.
2 - at Oglethorpe University, Atlanta, Ga.
3 - West Georgia Invitational, Carrollton, Ga.
4 - Tuskegee Tournament, Tuskegee, Ala.

1983 NCAA DIVISION I 3-24, 0-7 ACC

DATE	OPPONENT	W/L	SCORE
S. 21	at Furman	L	0-2
S. 21	at USC-Aiken	L	0-2
S. 23	UNC-Charlotte	L	0-2
S. 23	Troy	L	0-2
S. 24	Erskine	L	0-2
S. 30	at Morehead State	L	0-3
S. 30	at NC State	L	0-3
S. 30	at Mississippi State	L	0-3
O. 3	West Georgia	L	1-3
O. 6	Tennessee Temple	L	1-2
O. 6	Mercer	W	2-0
O. 7	UAB	L	1-3
O. 14	New Orleans	L	0-3
O. 16	at Duke	L	0-3
O. 16	at North Carolina	L	0-3
O. 20	at UT-Chattanooga	L	1-3
O. 21	Georgia	L	0-3
O. 28	Wake Forest	L	1-3
O. 29	Clemson	L	0-3
O. 31	UAB	L	0-3
N. 2	Mercer	W	2-0
N. 2	North Carolina	W	2-0
N. 4	at Maryland	L	0-3
N. 5	at Virginia	L	0-3
N. 5	at Clemson	L	0-3
N. 8	West Georgia	L	1-3
N. 11	vs. NC State#	L	0-3

- ACC Tournament, Durham, N.C.

TERRY CHAMBERS

Head Coach: 1984
Seasons: 1
Record: 4-22 (.154)

1984 4-22, 0-7 ACC

DATE	OPPONENT	W/L	SCORE
S. 28	Duke	L	0-3
S. 29	UCF	L	0-3
O. 4	at Tennessee Temple	W	2-0
O. 4	at Tennessee Nazarene	W	2-0
O. 5	Georgia	L	0-3
O. 9	Furman	L	0-3
O. 9	UAB	L	0-3
O. 11	UT-Chattanooga	W	3-2
O. 13	North Carolina	L	0-3
O. 16	at Clemson	L	1-3
O. 19	vs. Samford[3]	W	2-0
O. 19	vs. Montevallo[3]	L	0-2
O. 20	vs. Mississippi State[3]	L	1-2
O. 20	vs. UAB[3]	L	0-2
O. 20	vs. Rollins[3]	L	0-2
O. 23	West Georgia	L	2-3
O. 25	at Georgia	L	0-3
O. 26	at Furman[6]	L	0-3
O. 26	vs. Stetson[6]	L	2-3
O. 27	vs. Fontebonne[6]	L	0-3
N. 1	Maryland	L	0-3
N. 2	at NC State	L	0-3
N. 3	at Virginia	L	1-3
N. 4	at Wake Forest	L	2-3
N. 8	UAB	L	0-3
N. 8	vs. Duke#	L	0-3

3 - West Georgia Invitational, Carrollton, Ga.
6 - Furman Invitational, Greenville, S.C.
- ACC Tournament, College Park, Md.

YEAR-BY-YEAR RESULTS

JUDY SACKFIELD

Head Coach: 1985-90
Seasons: 6
Record: 75-132 (.362)

1985 — 4-26, 0-7 ACC

DATE	OPPONENT	W/L	SCORE
S. 20	at UAB[7]	L	0-3
S. 20	vs. Mississippi State[7]	L	0-3
S. 21	vs. Tennessee Tech[7]	L	0-3
S. 21	vs. South Alabama[7]	L	0-3
S. 26	at Georgia State	W	3-0
S. 28	Tennessee Tech	L	0-3
O. 1	at UT-Chattanooga	L	0-3
O. 3	at Georgia	L	0-3
O. 5	Wake Forest	L	1-3
O. 8	Tennessee Temple	W	3-1
O. 8	West Georgia	W	2-0
O. 11	at UCF[8]	L	0-3
O. 11	vs. South Alabama[8]	L	1-3
O. 12	vs. UAB[8]	L	0-3
O. 12	vs. Stetson[8]	L	0-3
O. 15	at Georgia State	W	2-1
O. 19	Virginia	L	0-3
O. 21	Western Carolina	L	0-3
O. 22	Clemson	L	0-3
O. 25	South Florida	L	0-3
O. 25	UT-Chattanooga	L	0-3
O. 26	NC State	L	0-3
O. 29	Georgia	L	0-3
N. 2	at Maryland	L	0-3
N. 5	UAB	L	0-3
N. 7	at Duke	L	0-3
N. 8	at North Carolina	L	0-3
N. 15	Morehead State	L	0-3
N. 19	at West Georgia	L	1-3
N. 22	vs. Duke#	L	0-3

7 - UAB Tournament, Birmingham, Ala.
8 - UCF Tournament, Orlando, Fla.
- ACC Tournament, Chapel Hill, N.C.

1986 — 8-20, 0-7 ACC

DATE	OPPONENT	W/L	SCORE
S. 23	at UNC-Asheville	W	3-1
S. 24	at Furman	W	3-1
S. 30	Western Carolina	L	0-3
O. 1	at Georgia State	W	3-1
O. 3	at Wake Forest	L	0-3
O. 4	at NC State	L	0-3
O. 7	at UAB	L	0-3
O. 10	Winthrop	W	3-1
O. 14	at Georgia	L	1-3
O. 16	Georgia State	W	3-0
O. 18	North Carolina	L	0-3
O. 19	Mississippi State	L	0-3
O. 22	at Clemson	L	0-3
O. 24	vs. Coastal Carolina[9]	L	0-2
O. 24	vs. Appalachian State[9]	L	0-2
O. 24	vs. Baptist[9]	L	1-2
O. 25	vs. West Georgia[9]	W	2-0
O. 25	vs. Campbell[9]	W	3-1
O. 27	UAB	L	1-3
O. 28	at Western Carolina	L	0-3
N. 1	Duke	L	0-3
N. 3	UNC-Asheville	W	3-0
N. 4	Georgia	L	0-3
N. 7	Maryland	L	0-3
N. 11	at Tennessee Tech	L	0-3
N. 14	at Virginia	L	0-3
N. 15	at Radford	L	0-3
N. 21	vs. North Carolina#	L	0-3

9 - Winthrop Tournament, Rock Hill, S.C.
- ACC Tournament, Raleigh, N.C.

1987 — 18-20, 0-6 ACC

DATE	OPPONENT	W/L	SCORE
S. 19	vs. Furman[10]	W	3-1
S. 19	at Jacksonville[10]	L	0-3
S. 20	vs. Georgia State[10]	W	3-0
S. 20	vs. Winthrop[10]	W	3-2
S. 20	vs. Coastal Carolina[10]	W	3-1
S. 22	at UNC-Asheville	W	3-0
S. 23	at Western Carolina	L	2-3
S. 25	vs. Furman[11]	L	1-3
S. 25	vs. Western Carolina[11]	L	1-3
S. 26	vs. East Carolina[11]	W	3-1
S. 29	Georgia State	W	3-0
S. 30	at Auburn	L	0-3
O. 3	at Maryland	L	1-3
O. 5	Mercer	W	3-0
O. 7	at UAH	W	3-0
O. 10	Virginia	L	0-3
O. 12	at UNC-Charlotte	L	0-3
O. 13	at Augusta	W	3-1
O. 13	at South Carolina State	W	3-0
O. 15	UAB	L	1-3
O. 18	Penn	L	1-3
O. 21	Clemson	L	1-3
O. 23	Georgia Southern	W	3-0
O. 23	Winthrop	W	3-2
O. 24	East Tennessee State	L	1-3
O. 27	Georgia	L	1-3
O. 29	Furman	L	2-3
O. 30	Augusta	W	3-0
N. 2	at Mercer	W	3-0
N. 3	at Georgia State	W	3-1
N. 4	Auburn	L	0-3
N. 6	NC State	L	0-3
N. 9	Western Carolina	W	3-1
N. 10	UAB	L	0-3
N. 12	at Duke	L	0-3
N. 13	at North Carolina	L	0-3
N. 15	Tennessee Tech	W	3-2
N. 20	vs. North Carolina#	L	0-3

10 - Jacksonville Tournament, Jacksonville, Fla.
11 - UNC-Charlotte Tournament, Charlotte, N.C.
- ACC Tournament, Clemson, S.C.

1988 — 20-16, 0-6 ACC

DATE	OPPONENT	W/L	SCORE
S. 13	at Coastal Carolina	W	3-0
S. 13	at South Carolina State	W	3-0
S. 14	at Furman	W	3-0
S. 17	at Davidson	W	3-0
S. 17	at East Carolina	W	3-0
S. 20	at Winthrop	W	3-1
S. 22	vs. Georgia[12]	L	1-3
S. 23	vs. Georgia State[12]	W	3-0
S. 23	vs. Mercer[12]	W	3-0
S. 24	vs. Augusta[12]	W	3-0
S. 27	at UNC-Asheville	W	3-0
S. 28	at Samford	W	3-0
O. 2	Duke	L	1-3
O. 5	at Augusta	W	3-0
O. 7	at Virginia	L	0-3
O. 8	at Liberty	L	1-3
O. 8	at James Madison	W	3-1
O. 11	Georgia State	W	3-0
O. 12	UAB	L	2-3
O. 15	at Tennessee Tech	W	3-1
O. 18	at Clemson	L	2-3
O. 19	Samford	W	3-0
O. 21	at East Tennessee State	W	3-0
O. 24	UAB	L	1-3
O. 25	Western Carolina	W	3-1
O. 27	at Mercer	W	3-0
O. 29	North Carolina	L	0-3
O. 30	Cincinnati	L	1-3
N. 2	at Western Carolina	L	2-3
N. 5	Maryland	L	1-3
N. 8	at Georgia	L	0-3
N. 9	at Georgia Southern	W	3-0
N. 11	NC State	L	0-3
N. 12	at UNC-Charlotte	L	2-3
N. 14	Auburn	L	0-3
N. 19	vs. North Carolina#	L	0-3

12 - Peach State Tournament, Atlanta, Ga.
- ACC Tournament, Atlanta, Ga.

1989 — 17-20, 0-6 ACC

DATE	OPPONENT	W/L	SCORE
S. 13	at UNC-Asheville	W	3-0
S. 15	Winthrop	W	3-0
S. 15	South Carolina State	W	3-0
S. 19	at Mercer	W	3-0
S. 22	vs. Alabama[13]	W	3-1
S. 22	vs. Southern Mississippi[13]	L	2-3
S. 23	vs. Sam Houston State[13]	L	0-3
S. 23	at New Orleans[13]	L	0-3
S. 29	Georgia State	W	3-1
S. 29	NC State	L	0-3
S. 30	UNC-Asheville	W	3-0
S. 30	Samford	W	3-1
O. 3	Clemson	L	0-3
O. 4	Augusta	W	3-0
O. 6	James Madison	L	0-3
O. 7	UAB	L	1-3
O. 7	Furman	W	3-0
O. 8	Georgia Southern	W	3-0
O. 10	at Western Carolina	W	3-2
O. 13	at Maryland	L	0-3
O. 13	at Syracuse	L	0-3
O. 14	at Southern Mississippi	W	3-1
O. 14	at South Carolina	L	0-3
O. 16	at Georgia State	W	3-2
O. 18	Georgia	L	1-3
O. 20	Virginia	L	1-3
O. 26	Western Carolina	L	1-3
O. 27	Tennessee Tech	W	3-2
O. 27	East Carolina	L	1-3
O. 31	at Auburn	L	1-3
N. 3	at Duke	L	0-3
N. 4	at North Carolina	L	0-3
N. 7	Auburn	L	0-3
N. 11	Mercer	W	3-0
N. 11	UNC-Charlotte	W	3-1
N. 13	at Samford	L	1-3
N. 18	vs. Duke#	L	0-3

13 - New Orleans Classic, New Orleans, La.
- ACC Tournament, Hilton Head, S.C.

1990 — 8-30, 0-6 ACC

DATE	OPPONENT	W/L	SCORE
S. 12	at UNC-Asheville	W	3-0
S. 15	Baptist[12]	W	3-1
S. 16	Tennessee Tech[12]	L	0-3
S. 18	at South Carolina State	W	3-1
S. 19	at UAB	L	0-3
S. 21	vs. Nicholls State[13]	W	3-2
S. 21	at New Orleans[13]	L	0-3

YEAR-BY-YEAR RESULTS

S. 21	vs. Sam Houston State[13]	L	0-3
S. 22	vs. Tennessee Tech[13]	L	0-3
S. 22	vs. Middle Tennessee State[13]	W	3-0
S. 25	Georgia State	L	1-3
S. 28	vs. Western Carolina[14]	W	3-1
S. 28	vs. Appalachian State[14]	L	1-3
S. 29	vs. Furman[14]	L	1-3
S. 29	at UNC-Charlotte[14]	L	0-3
O. 1	at Georgia State	L	0-3
O. 3	at Auburn	L	0-3
O. 6	North Carolina	L	1-3
O. 7	Duke	L	0-3
O. 9	at Furman	L	1-3
O. 13	vs. Evansville[15]	L	0-3
O. 13	vs. East Tennessee State[15]	L	1-3
O. 14	at Tennessee Tech[15]	L	0-3
O. 16	at Clemson	L	0-3
O. 20	at UNC-Charlotte[16]	L	0-3
O. 30	at Western Carolina	L	0-3
O. 22	at Georgia Southern	W	3-0
O. 23	at Mercer	W	3-0
O. 28	Maryland	L	0-3
O. 30	Western Carolina	L	0-3
N. 2	at NC State	L	0-3
N. 3	at Winthrop	L	0-3
N. 5	South Carolina	L	1-3
N. 9	at James Madison	L	0-3
N. 10	at Virginia	L	0-3
N. 10	at Virginia Tech[17]	L	0-3
N. 14	at Georgia	L	0-3
N. 16	vs. Duke#	L	0-3

12 - Peach State Tournament, Atlanta, Ga.
13 - New Orleans Classic, New Orleans, La.
14 - UNC-Charlotte Invitational, Charlotte, N.C.
15 - Tennessee Tech Invite, Cookeville, Tenn.
16 - at Western Carolina, Cullowhee, N.C.
17 - at Virginia, Charlottesville, Va.
- ACC Tournament, Hilton Head, S.C.

SHELTON COLLIER

Head Coach: 1991-2001
Seasons: 11
Record: 271-114 (.704)

1991 — 27-9, 3-4 ACC

DATE	OPPONENT	W/L	SCORE
A. 31	at UT-Chattanooga	W	3-0
S. 6	vs. Charleston[18]	W	3-0
S. 6	vs. South Carolina[18]	W	3-1
S. 7	at Coastal Carolina[18]	W	3-0
S. 7	vs. USC-Aiken[18]	W	3-0
S. 13	vs. Tennessee[19]	L	2-3
S. 14	vs. Mississippi[19]	L	1-3
S. 17	Georgia Southern	W	3-0
S. 20	at Western Carolina	W	3-0
S. 21	Winthrop[20]	W	3-0
S. 25	West Georgia	W	3-0
S. 27	vs. Coastal Carolina[14]	W	3-1
S. 27	at UNC-Charlotte[14]	W	3-1
S. 28	vs. UNC-Wilmington[14]	W	3-1
S. 28	vs. Nicholls State[14]	W	3-2
O. 1	at Georgia State	W	3-1
O. 4	at Georgetown	L	2-3
O. 5	at Maryland	L	1-3
O. 10	Clemson	L	2-3
O. 12	Western Carolina	W	3-0
O. 15	Georgia	L	2-3
O. 18	vs. Charleston Southern[21]	W	3-0
O. 18	vs. UNC-Greensboro[21]	W	3-0
O. 19	vs. Lake Erie[21]	W	3-2
O. 19	at Davidson[21]	W	3-0
O. 19	vs. Winthrop[21]	W	3-0
O. 23	UT-Chattanooga	W	3-1
O. 26	NC State	W	3-0
O. 27	Virginia	W	3-1
N. 1	at Duke	L	0-3
N. 2	at North Carolina	L	0-3
N. 5	Georgia State	W	3-0
N. 10	Florida State	W	3-2
N. 12	Mercer	W	3-2
N. 22	vs. NC State#	W	3-2
N. 23	vs. Duke#	L	0-3

14 - UNC-Charlotte Invitational, Charlotte N.C.
18 - Coastal Carolina Classic, Conway, S.C.
19 - Ole Miss Invite, University, Miss.
20 - at Marist School, Atlanta, Ga.
21 - Davidson Invitational, Davidson, NC.
- ACC Tournament, Charlottesville, Va.

1992 — 30-10, 4-3 ACC

DATE	OPPONENT	W/L	SCORE
S. 2	at UT-Chattanooga	W	3-0
S. 4	vs. Campbell[18]	W	3-0
S. 4	vs. Appalachian State[18]	W	3-1
S. 5	vs. UNC-Greensboro[18]	W	3-1
S. 5	vs. VCU[18]	W	3-2
S. 5	at Coastal Carolina	W	3-0
S. 9	at #20 Pepperdine	L	1-3
S. 11	vs. Montana[22]	L	0-3
S. 11	vs. Cal State Northridge[22]	L	0-3
S. 12	vs. California-San Diego[22]	L	0-3
S. 12	vs. Morehead State[22]	W	3-0
S. 17	Northeastern Louisiana	W	3-0
S. 18	vs. Western Carolina[23]	W	3-0
S. 18	vs. Stetson[23]	W	3-0
S. 18	at Georgia State[23]	W	3-0
S. 19	vs. Mercer[23]	W	3-0
S. 20	vs. Jacksonville[23]	W	3-0
S. 23	Auburn	W	3-1
S. 26	Georgia State	W	3-0
S. 26	Yale	W	3-0
S. 29	Clemson	L	2-3
O. 2	Virginia	W	3-0
O. 3	Maryland	W	3-2
O. 7	at #19 Georgia	L	0-3
O. 10	at West Georgia	W	3-2
O. 10	vs. Jacksonville State[24]	W	3-0
O. 10	UNC-Wilmington	W	3-0
O. 10	Georgia Southern	W	3-2
O. 11	at UT-Chattanooga	W	3-1
O. 17	at Florida State	L	2-3
O. 18	at Mercer	W	3-0
O. 20	Georgia State	W	3-0
O. 30	at Duke	L	0-3
O. 31	at North Carolina	L	2-3
N. 7	NC State	W	3-2
N. 10	at Clemson	W	3-1
N. 13	Southwest Texas State[25]	W	3-0
N. 14	George Mason[25]	W	3-0
N. 14	UNC-Charlotte[25]	W	3-0
N. 20	vs. North Carolina#	L	1-3

18 - Coastal Carolina Classic, Conway, S.C.
22 - UC-Santa Barbara Invite, Santa Barbara, Calif.
23 - Georgia State Invitational, Atlanta, Ga.
24 - at West Georgia, Carrollton, Ga.
25 - Courtyard by Marriott Classic, Atlanta, Ga.
- ACC Tournament, College Park, Md.

NIVC TOURNAMENT

1993 — 25-13, 8-6 ACC

DATE	OPPONENT	W/L	SCORE
S. 1	UT-Chattanooga	W	3-0
S. 1	at Georgia State	W	3-0
S. 4	East Carolina[25]	W	3-0
S. 4	Davidson[25]	W	3-0
S. 4	Coastal Carolina[25]	W	3-0
S. 5	East Carolina[25]	W	3-0
S. 9	at #14 Hawaii[26]	L	0-3
S. 10	vs. #4 UCLA[26]	L	1-3
S. 11	vs. #12 Penn State[26]	L	0-3
S. 17	vs. Western Carolina[27]	W	3-0
S. 17	vs. South Alabama[27]	W	3-0
S. 18	at Auburn[27]	W	3-1
S. 22	Georgia State	W	3-0
S. 25	at #25 Florida State	L	0-3
S. 28	Clemson	L	0-3
O. 1	at Georgia State[23]	W	3-0
O. 2	vs. Samford[23]	W	3-0
O. 2	vs. Florida Atlantic[23]	W	3-1
O. 3	Kentucky	L	2-3
O. 5	at Clemson	L	0-3
O. 8	Virginia	W	3-0
O. 9	Maryland	W	3-1
O. 15	at North Carolina	L	2-3
O. 16	at Duke	L	0-3
O. 20	Tennessee	L	2-3
O. 23	at NC State	W	3-1
O. 29	North Carolina	W	3-0
O. 30	#22 Duke	L	2-3
O. 31	NC A&T	W	3-0
N. 5	#23 Florida State	W	3-1
N. 6	NC State	W	3-0
N. 12	at Maryland	W	3-0
N. 13	at Virginia	W	3-1
N. 19	vs. Maryland#	L	2-3
D. 3	vs. Kansas^	W	3-0
D. 3	vs. LSU^	L	1-3
D. 4	vs. Siena^	W	3-0
D. 4	vs. Bowling Green^	W	3-0

23 - Georgia State Invitational, Atlanta, Ga.
25 - Courtyard by Marriott Classic, Atlanta, Ga.
26 - Hawaiian Airlines Classic, Honolulu, Hawaii
27 - Auburn Classic, Auburn, Ala.
- ACC Tournament, Durham, N.C.
^ - NIVC Tournament, Kansas City, Mo.

ACC SEASON CHAMPS
NCAA 2ND ROUND

1994 — 26-9, 11-3 ACC

DATE	OPPONENT	W/L	SCORE
S. 1	vs. Charleston Southern[11]	W	3-0
S. 1	at UNC-Charlotte[11]	W	3-0
S. 2	vs. Tennessee Tech[21]	W	3-1
S. 2	at Davidson[21]	W	3-0
S. 2	vs. William & Mary[21]	W	3-0
S. 3	vs. East Tennessee State[21]	W	3-0
S. 3	at Davidson	W	3-0
S. 7	at #16 Notre Dame	L	0-3
S. 9	vs. #1 Stanford[29]	L	0-3
S. 10	at #21 Illinois[29]	L	0-3
S. 11	at #21 Illinois	L	1-3
S. 17	Alabama[25]	W	3-1
S. 18	Auburn[25]	W	3-2
S. 23	at Virginia	W	3-0
S. 24	at Maryland	L	1-3
S. 28	Clemson	W	3-0
O. 1	at Florida State	W	3-0
O. 6	UCF	W	3-0
O. 9	Florida Atlantic	W	3-0
O. 11	at Clemson	L	0-3
O. 14	Virginia	W	3-1
O. 15	Maryland	W	3-0
O. 21	at North Carolina	W	3-1
O. 22	at #18 Duke	L	0-3
O. 26	Georgia State	W	3-0
O. 28	at NC State	W	3-0
N. 3	#22 Duke	W	3-2

YEAR-BY-YEAR RESULTS

N. 4	North Carolina	W	3-0
N. 7	at Georgia State	W	3-0
N. 11	NC State	W	3-1
N. 12	Florida State	W	3-0
N. 18	vs. NC State#	W	3-0
N. 19	vs. Clemson#	L	0-3
N. 30	George Mason&	W	3-1
D. 3	#3 UCLA&	L	0-3

11 - UNC-Charlotte Tournament, Charlotte, N.C.
21 - Davidson Invitational, Davidson, N.C.
29 - Illinois Classic, Champaign, Ill.
- ACC Tournament, Chapel Hill, N.C.
& - NCAA Tournament, Austin, Texas

ACC SEASON & ACC TOURNAMENT CHAMPS
NCAA 2ND ROUND

1995 — **27-9, 12-2 ACC**

DATE	OPPONENT	W/L	SCORE
S. 1	vs. Kentucky[31]	W	3-1
S. 2	vs. #10 Ohio State[31]	L	0-3
S. 3	at #12 Colorado[31]	W	3-2
S. 7	at Northeastern Illinois	W	3-0
S. 8	at #22 Illinois[32]	L	0-3
S. 9	vs. #5 Stanford[32]	L	2-3
S. 10	at DePaul	W	3-0
S. 10	at Chicago State	W	3-0
S. 14	Auburn	W	3-2
S. 16	vs. Boston College[25]	W	3-0
S. 16	vs. Providence[25]	W	3-0
S. 17	Providence[25]	W	3-0
S. 17	Boston College[25]	W	3-0
S. 22	Florida State	W	3-1
S. 23	North Carolina	W	3-1
S. 26	at Clemson	L	2-3
S. 29	at Maryland	L	1-3
S. 30	at Virginia	W	3-0
O. 6	at Florida State	W	3-0
O. 10	Clemson	W	3-0
O. 13	#8 Notre Dame	W	3-2
O. 15	#11 Texas	L	0-3
O. 17	at Georgia State	W	3-0
O. 20	Maryland	W	3-0
O. 21	Virginia	W	3-0
O. 27	at Duke	W	3-2
O. 28	at NC State	W	3-1
O. 31	Georgia State	W	3-0
N. 5	at North Carolina	W	3-0
N. 10	Duke	W	3-0
N. 11	NC State	W	3-1
N. 16	vs. Virginia#	W	3-0
N. 17	vs. North Carolina#	W	3-0
N. 18	vs. Maryland#	W	3-0
N. 29	Siena&	W	3-0
D. 3	vs. #12 Penn State&	L	0-3

25 - Courtyard by Marriott Classic, Atlanta, Ga.
31 - Colorado Invitational, Boulder, Colo.
32 - Mizuno USA Cup, Chicago, Ill.
- ACC Tournament, Clemson, S.C.
& - NCAA Tournament, Amherst, Mass.

NCAA 2ND ROUND

1996 — **32-8, 11-5 ACC**

DATE	OPPONENT	W/L	SCORE
A. 30	vs. Cincinnati[33]	W	3-1
A. 31	vs. Miami (Ohio)[33]	W	3-1
A. 31	at Kentucky[33]	W	3-1
S. 5	at Furman[6]	W	3-0
S. 5	vs. Western Carolina[6]	W	3-0
S. 6	vs. UNC-Asheville[6]	W	3-0
S. 6	vs. Jacksonville State[6]	W	3-0
S. 6	vs. College of Charleston[6]	W	3-0
S. 7	vs. College of Charleston[6]	W	3-0
S. 7	vs. Campbell[6]	W	3-0
S. 7	vs. UNC-Asheville[6]	W	3-0
S. 13	at Minnesota[34]	W	3-2
S. 14	vs. Arkansas[34]	W	3-0
S.14	vs. Marshall[34]	W	3-2
S. 20	Wisconsin-Milwaukee[25]	W	3-0
S. 21	Wisconsin-Milwaukee[25]	W	3-1
S. 21	Auburn[25]	L	1-3
S. 25	at Clemson	W	3-0
S. 29	at Florida State	W	3-1
O. 4	at Maryland	L	1-3
O. 5	at Virginia	L	1-3
O. 9	North Carolina	W	3-1
O. 12	NC State	W	3-1
O. 13	Florida State	W	3-1
O. 18	at Wake Forest	W	3-0
O. 19	at Duke	L	0-3
O. 23	Clemson	W	3-0
O. 25	UCF	W	3-0
N. 1	Virginia	W	3-1
N. 2	Maryland	L	1-3
N. 4	at Georgia State	W	3-0
N. 8	at NC State	W	3-2
N. 9	at North Carolina	L	1-3
N. 15	Duke	W	3-0
N. 16	Wake Forest	W	3-0
N. 22	Florida State#	W	3-0
N. 23	Duke#	W	3-0
N. 24	#22 Maryland#	L	0-3
D. 4	Coastal Carolina&	W	3-0
D. 8	vs. #7 Penn State&	L	0-3

6 - Furman Invitational, Greenville, S.C.
25 - Courtyard by Marriott Classic, Atlanta, Ga.
33 - Kentucky Classic, Lexington, Ky.
34 - Minnesota Invitational, Minneapolis, Minn.
- ACC Tournament, Atlanta, Ga.
& - NCAA Tournament, Cleveland, Ohio

1997 — **19-5, 10-6 ACC**

DATE	OPPONENT	W/L	SCORE
A. 29	at #5 Long Beach State[35]	L	0-3
A. 30	#9 California-Santa Barbara[35]	L	1-3
S. 1	at Pepperdine	L	0-3
S. 2	at Cal State Fullerton	W	3-2
S. 5	Bethune Cookman	W	3-0
S. 5	Furman[25]	W	3-0
S. 6	Mercer[25]	W	3-1
S. 6	Minnesota[25]	L	0-3
S. 10	at Illinois State	L	2-3
S. 12	vs. Illinois[32]	L	0-3
S. 13	vs. Duke[32]	L	0-3
S. 14	at Wisconsin-Milwaukee	L	0-3
S. 19	North Florida	W	3-0
S. 20	Georgia State	W	3-0
S. 20	Southern Methodist	W	3-0
S. 26	Duke	L	1-3
S. 27	Wake Forest	W	3-1
S. 30	at Clemson	L	1-3
O. 5	at Florida State	L	1-3
O. 10	at NC State	W	3-0
O. 11	at North Carolina	W	3-2
O. 17	Maryland	L	2-3
O. 18	Virginia	L	2-3
O. 24	North Carolina	W	3-2
O. 25	Florida State	W	3-1
O. 26	NC State	W	3-0
O. 31	at Virginia	W	3-0
N. 1	at Maryland	L	2-3
N. 6	Clemson	W	3-1
N. 14	at Wake Forest	W	3-0
N. 15	at Duke	W	3-0
N. 21	vs. North Carolina#	W	3-2
N. 22	vs. Florida State#	W	3-1
N. 23	vs. Clemson#	L	1-3

25 - Courtyard by Marriott Classic, Atlanta, Ga.
32 - Mizuno USA Cup, Chicago, Ill.
35 - Long Beach State Invite, Long Beach Calif.
- ACC Tournament, Raleigh, N.C.

1998 — **22-13, 10-6 ACC**

DATE	OPPONENT	W/L	SCORE
A. 29	at #5 Long Beach State[35]	L	0-3
A. 30	#9 California-Santa Barbara[35]	L	1-3
S. 1	at Pepperdine	L	0-3
S. 2	at Cal State Fullerton	W	3-2
S. 5	Bethune Cookman	W	3-0
S. 5	Furman[25]	W	3-0
S. 6	Mercer[25]	W	3-1
S. 6	Minnesota[25]	L	0-3
S. 10	at Illinois State	L	2-3
S. 12	vs. Illinois[32]	L	0-3
S. 13	vs. Duke[32]	L	0-3
S. 14	at Wisconsin-Milwaukee	L	0-3
S. 19	North Florida	W	3-0
S. 20	Georgia State	W	3-0
S. 20	Southern Methodist	W	3-0
S. 26	Duke	L	1-3
S. 27	Wake Forest	W	3-1
S. 30	at Clemson	L	1-3
O. 5	at Florida State	L	1-3
O. 10	at NC State	W	3-0
O. 11	at North Carolina	W	3-2
O. 17	Maryland	L	2-3
O. 18	Virginia	L	2-3
O. 24	North Carolina	W	3-2
O. 25	Florida State	W	3-1
O. 26	NC State	W	3-0
O. 31	at Virginia	W	3-0
N. 1	at Maryland	L	2-3
N. 6	Clemson	W	3-1
N. 14	at Wake Forest	W	3-0
N. 15	at Duke	W	3-0
N. 21	vs. North Carolina#	W	3-2
N. 22	vs. Florida State#	W	3-1
N. 23	vs. Clemson#	L	1-3

25 - Courtyard by Marriott Classic, Atlanta, Ga.
32 - Mizuno USA Cup, Chicago, Ill.
35 - Long Beach State Invite, Long Beach Calif.
- ACC Tournament, Raleigh, N.C.

1999 — **17-14, 6-10 ACC**

DATE	OPPONENT	W/L	SCORE
S. 3	vs. UTEP[37]	W	3-0
S. 4	vs. Arkansas-Little Rock[37]	W	3-0
S. 4	at Texas-Arlington[37]	W	3-0
S. 10	South Carolina[25]	L	2-3
S. 10	#9 Cal-Santa Barbara[25]	L	0-3
S. 11	Virginia Tech[25]	W	3-0
S. 11	Arizona State[25]	L	0-3
S. 14	Georgia State	W	3-0
S. 16	Illinois State	W	3-1
S. 17	vs. Winthrop[38]	W	3-0
S. 17	vs. Air Force[38]	W	3-0
S. 18	vs. Belmont[38]	W	3-0
S. 18	at Alabama[38]	W	3-1
S. 24	at Wake Forest	W	3-1
S. 28	at Duke	W	3-1
O. 1	#13 Clemson	L	1-3
O. 5	North Carolina	L	1-3
O. 8	NC State	L	2-3
O. 9	Florida State	W	3-0
O. 15	at Virginia	L	1-3
O. 16	at Maryland	L	2-3
O. 22	at NC State	L	2-3
O. 23	at #25 North Carolina	L	1-3
O. 29	Maryland	W	3-0
O. 30	Virginia	W	3-1
N. 2	at #14 Clemson	L	0-3
N. 7	at Florida State	W	3-1
N. 12	Duke	L	1-3
N. 13	Wake Forest	L	0-3
N. 19	vs. Wake Forest#	L	0-3
N. 26	Georgia	W	3-1

25 - Courtyard by Marriott Classic, Atlanta, Ga.
37 - UT-Arlington Tournament, Arlington, Texas
38 - Crimson Tide Classic, Tuscaloosa, Ala.
- ACC Tournament, Orlando, Fla.

ACC SEASON CO-CHAMPIONS
NCAA 1st ROUND

2000 — **25-8, 13-3 ACC**

DATE	OPPONENT	W/L	SCORE
S. 1	at Davidson	W	3-0
S. 1	vs. UNC-Wilmington[21]	W	3-0

YEAR-BY-YEAR RESULTS

S. 2	vs. Georgia State[21]	W	3-0
S. 2	at Davidson[21]	W	3-1
S. 8	#10 Minnesota[25]	L	1-3
S. 9	Coastal Carolina[25]	W	3-0
S. 10	#9 Pacific[25]	L	2-3
S. 12	at Georgia State	W	3-0
S. 12	at UT-Chattanooga	W	3-0
S. 15	vs. Loyola-Chicago[39]	W	3-0
S. 16	vs. Massachusetts[39]	W	3-0
S. 16	at #3 Colorado State[39]	L	0-3
S. 22	at North Carolina	L	2-3
S. 23	at NC State	W	3-1
S. 29	Virginia	W	3-1
S. 30	Maryland	W	3-1
O. 4	at Wake Forest	W	3-0
O. 6	at Duke	W	3-0
O. 10	Clemson	W	3-0
O. 13	at Florida State	W	3-2
O. 15	at Florida A&M	W	3-0
O. 20	Wake Forest	W	3-1
O. 21	Duke	W	3-2
O. 27	at Clemson	W	3-0
N. 3	at Maryland	W	3-0
N. 4	at Virginia	L	2-3
N. 7	NC State	W	3-0
N. 10	Florida State	L	1-3
N. 11	North Carolina	W	3-2
N. 16	vs. NC State#	W	3-0
N. 17	vs. Duke#	L	2-3
N. 24	at Georgia	W	3-0
D. 1	vs. Colorado&	L	1-3

21 - Davidson Invitational, Davidson, N.C.
25 - Courtyard by Marriott Classic, Atlanta, Ga.
39 - Colorado State Classic, Fort Collins, Colo.
- ACC Tournament, Winston-Salem, N.C.
& - Richmond, Va.

NCAA 1st ROUND

2001 — **19-8,12-4 ACC**

DATE	OPPONENT	W/L	SCORE
A. 31	vs. Texas Tech[40]	W	3-0
A. 31	at #21 Utah[40]	L	0-3
S. 1	vs. Rhode Island[40]	W	3-0
S. 7	#12 Colorado State[25]	L	1-3
S. 8	LSU[25]	W	3-0
S. 9	Georgetown[25]	W	3-0
S. 18	Duke	L	2-3
S. 22	Florida State	W	3-0
S. 23	Wake Forest	W	3-1
S. 28	Clemson	W	3-0
O. 2	at NC State	W	3-1
O. 7	at North Carolina	L	0-3
O. 12	Maryland	W	3-2
O. 13	Virginia	W	3-0
O. 14	Arkansas	W	3-1
O. 19	at Wake Forest	W	3-2
O. 20	at Duke	L	1-3
O. 23	at Clemson	W	3-1
O. 27	at Florida A&M	W	3-1
O. 28	at Florida State	L	2-3
N. 2	North Carolina	W	3-2
N. 3	NC State	W	3-0
N. 9	at Virginia	W	3-0
N. 10	at Maryland	W	3-1
N. 16	vs. Maryland#	L	2-3
N. 23	Georgia	W	3-0
D. 1	vs. Louisville&	L	2-3

25 - Courtyard by Marriott Classic, Atlanta, Ga.
40 - Utah Classic Tournament, Salt Lake City, Utah
- ACC Tournament, Tallahassee, Fla.
& - NCAA Tournament, San Diego, Calif.

BOND SHYMANSKY

Head Coach: 2002-09
Seasons: 7
Record: 172-64 (.729)

ACC TOURNAMENT CHAMPS

2002 — **NCAA 2ND ROUND** — **33-6, 13-3 ACC**

DATE	OPPONENT	W/L	SCORE
A. 30	vs. Villanova[41]	W	3-0
A. 30	vs. Rice[41]	W	3-0
A. 31	vs. #14 Northern Iowa[41]	L	1-3
A. 31	at George Mason[41]	W	3-0
S. 6	Florida A&M[25]	W	3-1
S. 6	#22 Louisville[25]	W	3-0
S. 7	Miami (Ohio)[25]	W	3-1
S. 10	at Georgia	W	3-1
S. 13	vs. #19 Michigan State[42]	W	3-1
S. 14	at South Florida[42]	L	2-3
S. 14	vs. #24 Kansas State[42]	W	3-1
S. 17	at Georgia State	W	3-0
S. 17	at UT-Chattanooga	W	3-0
S. 20	Alabama[43]	W	3-2
S. 21	Florida International[43]	W	3-0
S. 21	Cornell[43]	W	3-0
S. 27	at Maryland	W	3-1
S. 28	at Virginia	W	3-0
O. 1	NC State	W	3-0
O. 5	#11 North Carolina	L	2-3
O. 6	Florida State	W	3-2
O. 11	at Clemson	W	3-2
O. 15	at Duke	L	2-3
O. 19	at Wake Forest	W	3-1
O. 25	Virginia	W	3-0
O. 26	Maryland	W	3-1
N. 1	at #13 North Carolina	L	2-3
N. 2	at NC State	W	3-0
N. 5	Clemson	W	3-1
N. 8	at Florida State	W	3-0
N. 10	at Florida A&M	W	3-0
N. 15	Wake Forest	W	3-0
N. 16	Duke	W	3-1
N. 22	Wake Forest#	W	3-0
N. 23	Duke#	W	3-1
N. 24	Florida State#	W	3-1
N. 29	Florida A&M	W	3-0
D. 5	vs. Florida A&M&	W	3-0
D. 6	at #10 Minnesota&	L	1-3

25 - Courtyard by Marriot Classic, Atlanta, Ga.
41 - George Mason Invitational, Fairfax, Va.
42 - South Florida Tournament, Tampa, Fla.
43 - Georgia Tech Invitational, Atlanta, Ga.
- ACC Tournament, Atlanta, Ga.
& - NCAA Tournament, New Orleans, La.

ACC SEASON CHAMPS
NCAA REGION FINAL

2003 — **33-6, 13-3 ACC**

DATE	OPPONENT	W/L	SCORE
A. 29	Northwestern[25]	W	3-0
A. 30	Coastal Carolina[25]	W	3-0
A. 30	Alabama[25]	W	3-0
S. 5	vs. Temple[44]	W	3-0
S. 7	vs. Western Michigan[44]	W	3-0
S. 12	vs. #17 Michigan State[45]	W	3-0
S. 13	vs. #13 Santa Clara[45]	W	3-0
S. 14	at #5 Nebraska[45]	W	3-2
S. 19	#24 Wisconsin[43]	W	3-2
S. 20	Western Carolina[43]	W	3-0
S. 20	South Florida[43]	W	3-0
S. 23	at NC State	W	3-0
S. 28	at North Carolina	W	3-0
O. 3	Maryland	W	3-1
O. 4	Georgia State	W	3-0
O. 4	Virginia	W	3-0
O. 10	at Wake Forest	W	3-0
O. 11	at Duke	W	3-0
O. 14	at Clemson	W	3-0
O. 18	at Florida State	W	3-0
O. 24	North Carolina	W	3-1
O. 25	NC State	W	3-1
O. 31	at Virginia	W	3-0
N. 1	at Maryland	L	2-3
N. 4	Duke	W	3-0
N. 8	Florida State	W	3-0
N. 9	Wake Forest	W	3-0
N. 12	Georgia	W	3-0
N. 15	Clemson	W	3-1
N. 21	vs. Florida State#	W	3-1
N. 22	vs. Virginia#	W	3-0
N. 23	vs. Maryland#	L	1-3
N. 28	vs. Long Beach State[46]	L	2-3
N. 29	vs. San Jose State[46]	W	3-0
D. 4	Alabama A&M$	W	3-0
D. 5	Florida A&M$	W	3-0
D. 12	vs. #8 California&	W	3-1
D. 13	at #2 Hawaii&	L	1-3

25 - Courtyard by Marriott Classic, Atlanta, Ga.
43 - Georgia Tech Invitational, Atlanta, Ga.
44 - Ohio State Buckeye Classic, Columbus, Ohio
45 - Nebraska Invitational, Lincoln, Neb.
46 - Baden Thanksgiving Tournament, Long Beach, Calif.
- ACC Tournament, Orlando, Fla.
$ - NCAA Tournament, Atlanta, Ga.
& - NCAA Tournament, Dallas, Texas

ACC SEASON CHAMPS
NCAA REGION SEMIFINALS

2004 — **27-7, 16-0 ACC**

DATE	OPPONENT	W/L	SCORE
A. 27	vs. #1 USC[47]	L	0-3
A. 28	vs. #11 Colorado State[47]	L	1-3
S. 3	vs. Purdue[48]	L	1-3
S. 4	at #23 Wisconsin[48]	L	2-3
S. 10	Xavier[43]	W	3-0
S. 11	Tennessee Tech[43]	W	3-0
S. 12	Ohio State[43]	L	0-3
S. 17	at Miami (Ohio)[49]	W	3-0
S. 18	vs. Middle Tennessee State[49]	W	3-0
S. 19	vs. IPFW[49]	W	3-0
S. 24	North Carolina	W	3-0
S. 25	NC State	W	3-0
S. 28	at Clemson	W	3-1
O. 3	at Virginia Tech	W	3-0
O. 8	at Wake Forest	W	3-0
O. 9	at Duke	W	3-0
O. 15	Virginia	W	3-1
O. 16	Maryland	W	3-0
O. 19	at Georgia State	W	3-1
O. 22	at NC State	W	3-0
O. 23	at North Carolina	W	3-1
O. 29	Florida State	W	3-1
O. 30	Miami	W	3-0
N. 1	UCF	W	3-0
N. 5	Duke	W	3-0
N. 7	Wake Forest	W	3-0
N. 12	at Maryland	W	3-0
N. 13	at Virginia	W	3-0
N. 19	vs. Clemson#	L	1-3
N. 23	at Georgia	W	3-0
N. 26	Winthrop	W	3-0
D. 3	Georgia$	W	3-0
D. 4	#16 Cal-Santa Barbara$	W	3-0
D. 10	at #4 Minnesota&	L	2-3

43 - Georgia Tech Invitational, Atlanta, Ga.
47 - NACWAA Classic, Fort Collins, Colo.
48 - Badger Challenge, Madison Wis.
49 - Miami University Invitational, Oxford, Ohio
- ACC Tournament , Charlottesville, Va.
$ - NCAA Tournament, Atlanta, Ga.
& - NCAA Tournament, Minneapolis, Minn.

2005 — **16-15, 12-10 ACC**

DATE	OPPONENT	W/L	SCORE
S. 2	at Northwestern[50]	L	0-3
S. 2	vs. #17 Arizona[50]	L	0-3
S. 3	vs. Winthrop[50]	W	3-1
S. 9	George Washington[51]	W	3-1
S. 10	Long Island[51]	W	3-1
S. 11	Western Kentucky[51]	L	0-3
S. 17	vs. Michigan[52]	L	0-3
S. 18	at Georgia[52]	L	0-3
S. 23	Wake Forest	W	3-1

YEAR-BY-YEAR RESULTS

S. 24	Duke	L	1-3
S. 30	at Florida State	W	3-2
O. 2	at Miami	W	3-2
O. 7	#25 Maryland	W	3-2
O. 8	Georgia State	W	3-0
O. 8	Boston College	W	3-0
O. 14	at North Carolina	L	0-3
O. 15	at NC State	W	3-1
O. 18	Clemson	W	3-0
O. 21	Virginia Tech	W	3-2
O. 22	Virginia	W	3-2
O. 28	at Duke	L	0-3
O. 29	at Wake Forest	L	1-3
N. 4	Miami	L	0-3
N. 5	Florida State	L	0-3
N. 11	NC State	W	3-1
N. 12	North Carolina	L	1-3
N. 15	at Clemson	W	3-2
N. 18	at Boston College	L	1-3
N. 19	at Maryland	L	1-3
N. 25	at Virginia Tech	L	1-3
N. 26	at Virginia	W	3-1

50 - Wildcat Classic, Tucson, Ariz.
51 - GT Renaissance Invite, Atlanta, Ga.
52 - UGA Invitational, Athens, Ga.

2006 — **20-12, 12-10 ACC**

DATE	OPPONENT	W/L	SCORE
S. 1	Mississippi State[53]	L	1-3
S. 1	Georgia[53]	W	3-2
S. 2	Georgia State[53]	W	3-0
S. 2	Northern Iowa[53]	W	3-2
S. 8	vs. Villanova[54]	W	3-1
S. 8	vs. Toledo[54]	W	3-1
S. 9	at Kentucky[54]	L	1-3
S. 15	South Florida[55]	W	3-0
S. 16	Stetson[55]	W	3-0
S. 16	Sam Houston State[55]	W	3-0
S. 22	at Wake Forest	L	0-3
S. 23	at Duke	L	1-3
S. 29	Florida State	L	2-3
S. 30	Miami	L	1-3
O. 6	at Maryland	L	2-3
O. 8	at Boston College	L	1-3
O. 13	North Carolina	W	3-0
O. 14	NC State	W	3-0
O. 17	at Clemson	L	0-3
O. 20	at Virginia Tech	W	3-0
O. 21	at Virginia	L	2-3
O. 27	#25 Duke	W	3-2
O. 28	Wake Forest	W	3-1
N. 3	at Miami	W	3-2
N. 5	at Florida State	W	3-1
N. 10	at NC State	W	3-0
N. 12	at North Carolina	W	3-2
N. 14	Clemson	W	3-2
N. 17	Boston College	W	3-1
N. 18	Maryland	W	3-2
N. 24	Virginia Tech	L	1-3
N. 25	Virginia	L	0-3

53 - Regeny Suites GT Invite, Atlanta, Ga.
54 - Kentucky Tournament, Lexington, Ky.
55 - Regency Suites GT Classic, Atlanta, Ga.

2007 — **22-10, 16-6 ACC**

DATE	OPPONENT	W/L	SCORE
A. 24	vs. Pittsburgh[56]	W	3-1
A. 24	at Arkansas[56]	W	3-1
A. 25	vs. Pepperdine[56]	L	1-3
S. 7	Western Carolina[55]	W	3-0
S. 7	Georgia[55]	W	3-1
S. 8	Arizona[55]	L	0-3
S. 8	Kentucky[55]	L	1-3
S. 14	vs. Temple[57]	W	3-0
S. 14	vs. Utah Valley State[57]	W	3-0
S. 15	at #10 Michigan[57]	L	2-3
S. 21	at North Carolina	W	3-1
S. 23	at NC State	W	3-1
S. 28	Virginia	L	2-3
S. 29	Virginia Tech	W	3-1
O. 5	at Florida State	L	1-3
O. 7	at Miami	W	3-1
O. 12	at #13 Duke	L	2-3
O. 13	at Wake Forest	W	3-1
O. 16	Clemson	L	0-3
O. 19	Maryland	W	3-2
O. 20	Boston College	W	3-0
O. 26	NC State	W	3-0
O. 27	North Carolina	W	3-2
O. 30	at #24 Clemson	L	1-3
N. 2	at Virginia Tech	W	3-2
N. 4	at Virginia	W	3-2
N. 8	#14 Duke	W	3-1
N. 9	Wake Forest	W	3-0
N. 16	Miami	W	3-1
N. 17	Florida State	W	3-1
N. 21	at Boston College	W	3-2
N. 23	at Maryland	L	2-3

55 - Regency Suites GT Classic, Atlanta, Ga.
56 - Arkansas Clarion Inn Invite, Jonesboro, Ark.
57 - Michigan/Nike Invitational, Ann Arbor, Mich.

2008 — **20-10, 12-8 ACC**

DATE	OPPONENT	W/L	SCORE
A. 29	at Georgia[52]	W	3-1
A. 31	vs. Georgia State[52]	W	3-0
A. 31	vs. Furman[52]	W	3-1
S. 5	Arkansas[55]	W	3-0
S. 6	Xavier[55]	W	3-0
S. 7	#25 Michigan[55]	L	2-3
S. 12	vs. Southern Mississippi[58]	L	2-3
S. 12	at Ole Miss[58]	W	3-2
S. 13	vs. Eastern Illinois[58]	W	3-0
S. 18	at Clemson[59]	W	3-2
S. 19	vs. Florida A&M[59]	W	3-0
S. 26	at Virginia	W	3-1
S. 27	at Virginia Tech	L	0-3
O. 3	Florida State	W	3-0
O. 4	Miami	L	1-3
O. 10	Duke	L	2-3
O. 11	Wake Forest	W	3-0
O. 17	at Maryland	W	3-0
O. 19	at Boston College	W	3-0
O. 24	at NC State	W	3-0
O. 26	at North Carolina	L	1-3
O. 31	Virginia Tech	W	3-0
N. 1	Virginia	W	3-0
N. 7	at Wake Forest	W	3-2
N. 8	Duke	L	2-3
N. 14	at Miami	L	2-3
N. 16	at Florida State	L	1-3
N. 21	Boston College	W	3-0
N. 22	Maryland	W	3-0
N. 28	Clemson	L	2-3

52 - UGA Invitational, Athens, Ga.
55 - Regency Suites GT Classic, Atlanta, Ga.
58 - Magnolia Invite, University, Miss.
59 - Clemson Classic, Clemson, S.C.

TONYA JOHNSON

Head Coach: 2009-13
Seasons: 5
Record: 85-72 (.541)

NCAA 1ST ROUND

2009 — **21-10,15-5 ACC**

DATE	OPPONENT	W/L	SCORE
A. 28	Georgia[53]	W	3-2
A. 29	Austin Peay[53]	W	3-0
A. 29	Mercer[53]	W	3-0
S. 4	at Middle Tennessee State[60]	L	1-3
S. 5	vs Ohio[60]	L	2-3
S. 5	vs Northern Illinois[60]	W	3-0
S. 11	Clemson[61]	W	3-2
S. 12	Southeast Missouri[61]	W	3-1
S. 12	Mississippi[61]	W	3-1
S. 18	at Denver[62]	L	1-3
S. 19	vs #9 Minnesota[62]	L	1-3
S. 25	NC State	W	3-0
S. 27	North Carolina	W	3-0
O. 2	at #17 Florida State	W	3-2
O. 4	at Miami	L	2-3
O. 9	Maryland	W	3-0
O. 10	Boston College	W	3-0
O. 16	at Virginia Tech	L	0-3
O. 17	at Virginia	W	3-1
O. 23	Wake Forest	W	3-0
O. 24	Duke	L	2-3
O. 30	at North Carolina	W	3-1
O. 31	at NC State	W	3-0
N. 6	at Boston College	W	3-0
N. 8	at Maryland	W	3-0
N. 13	Miami	L	2-3
N. 14	#15 Florida State	L	0-3
N. 20	Virginia	W	3-0
N. 21	Virginia Tech	W	3-0
N. 27	at Clemson	W	3-2
D. 4	vs. Baylor&	L	0-3

53 - Regency Suites GT Invite, Atlanta, Ga.
60 - Blue Raider Bash, Murfreesboro, Tenn.
61 - GT Courtyard Marriott Classic, Atlanta, Ga.
62 - Pioneer Classic, Denver, Colo.
& - NCAA Tournament, Los Angeles, Calif.

2010 — **18-14, 11-9 ACC**

DATE	OPPONENT	W/L	SCORE
A. 27	Indiana[60]	L	2-3
A. 28	Alabama A&M[60]	W	3-0
A. 28	UAB[60]	W	3-0
S. 3	vs. Oral Roberts[62]	W	3-0
S. 3	vs. Loyola-Marymount[62]	L	2-3
S. 4	at Kansas State[62]	L	0-3
S. 10	vs. Florida Gulf Coast[63]	W	3-0
S. 11	vs. #9 Washington[63]	L	0-3
S. 11	at Georgia[63]	W	3-2
S. 17	at Clemson[59]	L	2-3
S. 18	vs. Florida A&M[59]	W	3-0
S. 18	vs. Georgia State[59]	W	3-0
S. 24	Duke	L	2-3
S. 26	Wake Forest	L	0-3
O. 1	at Virginia	W	3-1
O. 2	at Virginia Tech	W	3-2
O. 8	at Miami	W	3-2
O. 10	at #20 Florida State	W	3-0
O. 15	North Carolina	W	3-1
O. 17	NC State	W	3-1
O. 22	Boston College	W	3-0
O. 23	Maryland	L	0-3
O. 26	Middle Tennessee State	L	1-3
O. 29	at Wake Forest	W	3-0
O. 30	at Duke	L	0-3
N. 5	Florida State	L	0-3
N. 6	Miami	W	3-1
N. 12	Virginia Tech	L	0-3
N. 14	Virginia	W	3-0
N. 19	at NC State	L	1-3
N. 21	at North Carolina	L	2-3
N. 26	Clemson	W	3-2

59 - Clemson Classic, Clemson, S.C.
60 - Blue Raider Bash, Murfresboro, Tenn.
62 - Pioneer Classic, Denver, Colo.
63 - Bulldog Invitational, Athens, Ga.

2011 — **15-16, 8-12 ACC**

DATE	OPPONENT	W/L	SCORE
A. 26	vs. Kansas State[64]	W	3-1
A. 27	vs. Tennessee Tech[64]	W	3-0
A. 27	vs. Louisville[64]	W	3-2
S. 2	vs. UTSA[65]	L	1-3
S. 3	vs. Houston Baptist[65]	W	3-0
S. 3	at Rice[65]	L	2-3
S. 9	vs. Georgia[53]	W	3-0
S. 10	vs. Mercer[53]	W	3-0
S. 10	vs. Samford[53]	L	1-3
S. 15	vs. Furman[59]	W	3-1

YEAR-BY-YEAR RESULTS

S. 16	at Clemson[59]	L	0-3
S. 23	at Duke	L	0-3
S. 24	at Wake Forest	W	3-1
S. 30	NC State	L	2-3
O. 1	North Carolina	L	0-3
O. 7	Maryland	W	3-1
O. 9	Boston College	W	3-0
O. 14	at #21 Florida State	L	0-3
O. 16	at #23 Miami	W	3-1
O. 21	at Virginia Tech	L	2-3
O. 22	at Virginia	W	3-1
O. 26	at Middle Tennessee State	L	1-3
O. 28	Wake Forest	W	3-0
O. 30	Duke	L	1-3
N. 4	at Boston College	W	3-1
N. 6	at Maryland	W	3-1
N. 11	at North Carolina	L	1-3
N. 13	at NC State	L	0-3
N. 18	#22 Miami	L	2-3
N. 19	#21 Florida State	L	1-3
N. 23	Clemson	L	1-3

53 - Regency Suites GT Invite, Atlanta, Ga.
59 - Clemson Classic, Clemson, S.C.
64 - Georgia Tech Courtyard Classic, Atlanta, Ga.
65 - Rice Tournament, Houston, Texas

2012 **19-12, 10-10 ACC**

DATE	OPPONENT	W/L	SCORE
A. 24	vs. Cal State Fullerton[43]	W	3-0
A. 25	vs. Charleston Southern[43]	W	3-0
A. 25	vs. Southern Methodist[43]	W	3-0
A. 31	vs. Bowling Green[66]	W	3-0
S. 1	vs. Cleveland State[66]	W	3-0
S. 1	at Indiana[66]	L	1-3
S. 7	vs. Louisiana-Lafayette[67]	W	3-0
S. 8	vs. Jacksonville[67]	W	3-0
S. 8	at #15 Florida[67]	L	1-3
S. 14	Clemson[64]	W	3-0
S. 16	Georgia State[64]	W	3-0
S. 21	Boston College	W	3-0
S. 23	Maryland	W	3-0
S. 28	at NC State	L	2-3
S. 30	at North Carolina	L	0-3
O. 5	Virginia Tech	W	3-1
O. 6	Virginia	W	3-0
O. 12	at Wake Forest	W	3-0
O. 13	at Duke	L	2-3
O. 16	at Georgia	W	3-1
O. 19	#12 Florida State	L	2-3
O. 21	#24 Miami	L	0-3
O. 26	at Maryland	L	2-3
O. 28	at Boston College	W	3-0
N. 2	at Virginia	L	2-3
N. 3	at Virginia Tech	L	1-3
N. 8	#22 North Carolina	W	3-2
N. 10	NC State	W	3-1
N. 15	Duke	L	1-3
N. 16	Wake Forest	W	3-0
N. 20	at Clemson	L	0-3

43 - Georgia Tech Invitational, Atlanta, Ga.
64 - Georgia Tech Courtyard Classic, Atlanta, Ga.
66 - Indiana Invitational, Bloomington, Ind.
67 - Florida Active Ankle Challenge, Gainesville, Fla.

2013 **12-20, 6-14 ACC**

DATE	OPPONENT	W/L	SCORE
A. 30	vs. Florida A&M[43]	W	3-0
A. 30	vs. UT-Chattanooga[43]	W	3-0
S. 1	vs. College of Charleston[43]	L	0-3
S. 6	vs. Idaho State[68]	L	0-3
S. 6	vs. California-Riverside[68]	W	3-1
S. 7	at New Mexico[68]	L	1-3
S. 13	vs. St. John's[64]	L	1-3
S. 14	vs. Troy[64]	L	1-3
S. 14	vs. Connecticut[64]	W	3-0
S. 20	at Tennessee[69]	W	3-0
S. 21	vs. Coastal Carolina[69]	L	1-3
S. 21	vs. Jacksonville State[69]	W	3-0
S. 27	at Maryland	L	2-3
S. 29	at Pittsburgh	L	0-3
O. 4	#18 Florida State	W	3-1
O. 5	Miami	L	1-3
O. 9	at Clemson	L	0-3
O. 12	Notre Dame	L	0-3
O. 18	#24 Duke	L	0-3
O. 20	Wake Forest	L	0-3
O. 25	at Syracuse	L	0-3
O. 27	at Boston College	W	3-2
N. 1	Virginia	L	2-3
N. 3	Virginia Tech	W	3-1
N. 9	at NC State	L	2-3
N. 10	at #19 North Carolina	L	0-3
N. 14	Clemson	W	3-1
N. 16	at #13 Duke	L	1-3
N. 22	Boston College	W	3-0
N. 24	Syracuse	W	3-0
N. 27	at Miami	L	1-3
N. 29	at #16 Florida State	L	0-3

43 - Georgia Tech Invitational, Atlanta, Ga.
64 - Georgia Tech Courtyard Classic, Atlanta, Ga.
68 - Sheraton Airport Lobo Classic, Albuquerque, N.M.
69 - Tennessee Tournament, Knoxville, Tenn.

MICHELLE COLLIER

Head Coach: 2014-PRESENT
Seasons: 7
Record: 126-86 (.594)

2014 **13-18, 6-12 ACC**

DATE	OPPONENT	W/L	SCORE
A. 29	Jacksonville[70]	W	3-0
A. 30	Gardner-Webb[70]	W	3-0
A. 30	at South Carolina[70]	L	1-3
S. 5	at SMU[71]	L	0-3
S. 6	#24 Oklahoma[71]	L	0-3
S. 6	Texas Southern[71]	W	3-0
S. 12	at Lipscomb[72]	W	3-2
S. 13	Utah[72]	L	0-3
S. 13	East Tennessee State[72]	L	2-3
S. 19	Georgia[43]	L	1-3
S. 20	Alabama A&M[43]	W	3-0
S. 20	Southern Miss[43]	W	3-0
S. 23	Kennesaw State	W	3-0
S. 26	at Duke	L	1-3
S. 28	at Louisville	L	2-3
O. 3	#5 Florida State	L	0-3
O. 5	Wake Forest	W	3-2
O. 10	NC State	W	3-1
O. 12	at Clemson	L	1-3
O. 17	Pittsburgh	L	0-3
O. 19	at Miami	L	0-3
O. 24	Syracuse	W	3-2
O. 26	#9 North Carolina	L	2-3
O. 31	at Notre Dame	W	3-2
N. 7	at Wake Forest	L	2-3
N. 9	at NC State	L	0-3
N. 14	Boston College	W	3-2
N. 21	at Virginia	L	1-3
N. 22	at Virginia Tech	L	0-3
N. 26	Miami	L	1-3
N. 28	Clemson	W	3-0

43 - Georgia Tech Invitational, Atlanta, Ga.
70 - Gamecock Invite, Columbia, S.C.
71 - SMU Tournament, Dallas, Texas
72 - Lipscomb Invite, Nashville, Tenn.

2015 **18-14, 9-11 ACC**

DATE	OPPONENT	W/L	SCORE
A. 28	Siena[73]	W	3-0
A. 28	Coastal Carolina[73]	L	2-3
A. 29	UT-Martin[73]	W	3-0
A. 29	The Citadel[73]	W	3-0
S. 3	Mercer[74]	W	3-0
S. 4	Georgia Southern[74]	W	3-0
S. 4	at Georgia[74]	W	3-0
S. 6	Auburn	W	3-1
S. 11	South Florida[75]	W	3-1
S. 12	UC Davis[75]	W	3-2
S. 12	at #5 Nebraska[75]	L	0-3
S. 18	at Kennesaw State	L	1-3
S. 25	at Clemson	W	3-0
S. 27	Boston College	W	3-2
O. 2	at Miami	L	1-3
O. 4	at #17 Florida State	L	0-3
O. 9	Louisville	L	0-3
O. 11	Notre Dame	W	3-0
O. 16	at Pittsburgh	L	2-3
O. 18	at Virginia Tech	W	3-1
O. 23	North Carolina	L	1-3
O. 25	NC State	W	3-0
O. 30	at Syracuse	L	2-3
N. 1	at Boston College	W	3-1
N. 6	Duke	W	3-0
N. 8	Wake Forest	W	3-2
N. 11	Clemson	L	1-3
N. 14	at Virginia	L	0-3
N. 20	at Notre Dame	W	3-1
N. 22	at #17 Louisville	L	0-3
N. 25	#20 Florida State	L	2-3
N. 27	Miami	L	1-3

73 - GT Courtyard by Marriott Atlanta Midtown Invite, Atlanta, Ga.
74 - UGA Challenge, Athens, Ga.
75 - Nebraska Ameritas Players Challenge, Lincoln, Neb.

2016 **24-8, 15-5 ACC**

DATE	OPPONENT	W/L	SCORE
A. 26	at Auburn[76]	W	3-1
A. 27	Pacific[76]	W	3-1
A. 27	Furman[76]	W	3-0
S. 2	Tennessee State[77]	W	3-0
S. 3	Michigan[77]	L	1-3
S. 3	at K-State[77]	L	2-3
S. 8	Georgia State[78]	W	3-0
S. 8	Kennesaw State[78]	W	3-2
S. 9	Georgia[78]	W	3-0
S. 16	North Florida[79]	W	3-0
S. 16	at Coastal Carolina[79]	L	1-3
S. 17	at Coastal Carolina[79]	W	3-2
S. 23	at Pittsburgh	L	1-3
S. 25	at Virginia Tech	W	3-1
S. 30	#10 North Carolina	L	0-3
O. 2	NC State	W	3-0
O. 5	at Clemson	W	3-0
O. 7	at Virginia	W	3-0
O. 14	Boston College	W	3-1
O. 16	Syracuse	W	3-0
O. 21	at Wake Forest	W	3-2
O. 23	at Duke	W	3-1
O. 26	Clemson	W	3-0
O. 28	Virginia	W	3-0
N. 4	Virginia Tech	W	3-0
N. 6	Pittsburgh	L	1-3
N. 11	at NC State	W	3-2
N. 12	at #8 North Carolina	L	2-3
N. 18	Louisville	W	3-1
N. 20	Notre Dame	W	3-0
N. 23	at Miami	W	3-2
N. 25	at #16 Florida State	L	2-3

76 - War Eagle Invite, Auburn, Ala.
77 - K-State Invitational, Manhattan, Kan.
78 - Georgia Challenge, Atlanta, Ga. (Georgia Tech)
79 - Coastal Carolina Tournament, Conway, S.C.

2017 **13-18, 8-12 ACC**

DATE	OPPONENT	W/L	SCORE
A. 25	Auburn[80]	L	0-3
A. 26	Furman[80]	L	2-3
A. 26	#17 Michigan State[80]	W	3-1
A. 27	North Dakota	W	3-0
S. 1	at #17 San Diego[81]	L	0-3
S. 2	vs. #4 Texas[81]	L	0-3
S. 2	vs. Villanova[81]	L	1-3
S. 7	Xavier[43]	W	3-1
S. 8	North Florida[43]	W	3-0

YEAR-BY-YEAR RESULTS

S. 8	Kansas State[43]	W	3-2
S. 15	at Georgia	L	1-3
S. 22	at Clemson	W	3-0
S. 24	at Duke	L	0-3
S. 29	NC State	L	1-3
O. 1	North Carolina	W	3-1
O. 6	at Boston College	L	1-3
O. 8	at Syracuse	L	0-3
O. 13	at Notre Dame	W	3-1
O. 15	at Louisville	L	0-3
O. 20	Syracuse	W	3-1
O. 22	Boston College	W	3-0
O. 27	Duke	L	1-3
O. 29	Wake Forest	W	3-1
N. 3	at Virginia Tech	W	3-0
N. 4	at Virginia	L	1-3
N. 9	at North Carolina	L	2-3
N. 11	at NC State	L	0-3
N. 15	Clemson	W	3-0
N. 19	Pittsburgh	L	0-3
N. 22	Miami	L	2-3
N. 24	Florida State	L	0-3

80 - Hyatt Regency Invitational, Atlanta, Ga.
81 - USD Tournament, San Diego, Calif.
43 - Georgia Tech Invitational, Atlanta, Ga.

2018 — 18-15, 6-12 ACC

DATE	OPPONENT	W/L	SCORE
A. 24	Idaho State[80]	W	3-1
A. 24	Winthrop[80]	W	3-0
A. 25	Abilene Christian[80]	W	3-0
A. 25	Georgetown[80]	W	3-0
A. 30	Alabama State[82]	W	3-0
A. 30	Wofford[82]	W	3-2
A. 31	South Alabama[82]	W	3-2
A. 31	Tulane[82]	W	3-1
S. 7	vs. Northern Illinois[83]	W	3-0
S. 7	at Alabama[83]	L	0-3
S. 8	vs. Marshall[83]	L	1-3
S. 14	Georgia[84]	W	3-2
S. 15	Arkansas[84]	W	3-1
S. 21	at Syracuse	L	0-3
S. 23	at Boston College	L	1-3
S. 28	Louisville	L	0-3
S. 30	Notre Dame	L	2-3
O. 3	Clemson	W	3-2
O. 5	Virginia Tech	L	0-3
O. 12	at Wake Forest	L	1-3
O. 14	at Duke	W	3-1
O. 19	at Florida State	L	1-3
O. 21	at Miami	L	1-3
O. 26	North Carolina	W	3-2
O. 28	NC State	W	3-0
N. 2	#10 Pittsburgh	L	0-3
N. 4	Virginia	W	3-1
N. 11	Syracuse	L	0-3
N. 16	at Virginia	W	3-1
N. 21	at #10 Pittsburgh	L	0-3
N. 23	at Louisville	L	0-3
N. 29	South Florida^	W	3-2
N. 30	College of Charleston^	L	1-3

80 - Hyatt Regency Invitational, Atlanta, Ga.
82 - Hyatt Regency Tournament, Atlanta, Ga.
83 - Hampton Inn Bama Bash, Tuscaloosa, Ala.
84 - Georgia Tech Classic, Atlanta, Ga.
^ - NIVC Tournament, Atlanta, Ga.

OVERALL RECORD: 761-553 (.579), 38 Years
DIVISION I RECORD: 696-501 (.581), 35 Years

2019 — 26-8, 14-4 ACC

DATE	OPPONENT	W/L	SCORE
A. 30	Long Beach State[43]	W	3-1
A. 31	Southern University[43]	W	3-0
A. 31	UNC Asheville[43]	W	3-0
S. 3	at Kennesaw State	L	1-3
S. 5	Lipscomb[80]	W	3-1
S. 6	IUPUI[80]	W	3-0
S. 13	vs. Louisiana[85]	W	3-0
S. 14	vs. Arizona State[85]	L	1-3
S. 14	at Oklahoma[85]	L	1-3
S. 19	vs. Arkansas[86]	W	3-0
S. 20	at Georgia[86]	L	1-3
S. 27	Syracuse	W	3-1
S. 29	Boston College	L	2-3
O. 4	at Louisville	L	0-3
O. 6	at Notre Dame	L	1-3
O. 9	at Clemson	W	3-0
O. 13	at Virginia Tech	W	3-0
O. 18	Wake Forest	W	3-0
O. 20	Duke	W	3-0
O. 25	Florida State	W	3-0
O. 27	Miami	W	3-0
N. 1	at North Carolina	W	3-2
N. 3	at NC State	W	3-2
N. 8	at Pittsburgh	L	2-3
N. 10	at Virginia	W	3-0
N. 17	NC State	W	3-0
N. 22	Clemson	W	3-1
N. 24	Notre Dame	W	3-2
N. 29	at Miami	W	3-0
D. 6	vs. Alabama A&M^	W	3-0
D. 7	vs. Troy^	W	3-1
D. 10	vs. Liberty^	W	3-0
D. 14	vs. TCU^	W	3-1
D. 17	at South Dakota*	W	3-0

43 - Georgia Tech Invitational, Atlanta, Ga.
80 - Hyatt Regency Invitational, Atlanta, Ga.
85 - OU Nike Invitational, Norman, Okla.
86 - Georgia Tournament, Athens, Ga.
^ - NIVC Tournament, Atlanta, Ga.
* - NIVA Championship, Vermillion, S.D.

2020-21 — 14-5, 13-4 ACC

DATE	OPPONENT	W/L	SCORE
S. 24	at Miami*	L	2-3
S. 25	at Miami*	W	3-2
O. 7	Florida State*	W	3-0
O. 8	Florida State*	W	3-0
O. 14	at Wake Forest*	W	3-0
O. 15	at Wake Forest*	W	3-0
O. 23	Clemson*	W	3-0
O. 24	Clemson*	W	3-1
M. 7	vs. Virginia*+	W	3-0
M. 8	at #22 Pitt*	L	0-3
M. 12	Boston College*	W	3-0
M. 19	at Virginia Tech*	W	3-0
M. 20	vs. Syracuse*^	W	3-0
M. 26	at #14 Louisville*	L	0-3
M. 27	vs. NC State*%	W	3-0
A. 1	#22 Notre Dame*	L	0-3
A. 3	Duke*	W	3-1
A. 14	vs. Lipscomb#	W	3-1
A. 15	#3 seed Minnesota#	L	0-3

* - Conference Match
+ - Neutral Site, Pittsburgh, Pa.
^ - Neutral Site, Blacksburg, Va.
% - Neutral Site, Louisville, Ky.
# - NCAA Tournament, Omaha, Neb.

2021 — 26-6, 14-4 ACC

DATE	OPPONENT	W/L	SCORE
A. 27	vs. No. 12 Penn State+	W	3-1
A. 27	at UCF+	W	3-1
A. 28	vs. St. John's+	W	3-0
S. 3	at Long Beach State^	W	3-1
S. 4	vs. No. 18 UCLA^	L	1-3
S. 9	Mississippi State%	W	3-0
S. 10	Indiana%	W	3-1
S. 12	Oklahoma%	W	3-1
S. 16	vs. Arkansas&	W	3-0
S. 18	Georgia	W	3-0
S. 24	at Wake Forest*	W	3-0
S. 26	at Virginia Tech*	W	3-0
O. 1	Notre Dame*	L	2-3
O. 3	No. 3 Louisville*	L	0-3
O. 8	at Virginia*	W	3-0
O. 10	at No. 2 Pitt*	W	3-2
O. 13	at Clemson*	W	3-0
O. 17	Duke*	W	3-0
O. 22	at Syracuse*	W	3-1
O. 24	at Boston College*	W	3-0
O. 29	North Carolina*	W	3-0
O. 31	NC State*	W	3-1
N. 5	Miami*	W	3-1
N. 7	Florida State*	W	3-1
N. 12	at No. 1 Louisville*	L	0-3
N. 19	No. 3 Pitt*	L	1-3
N. 24	Clemson*	W	3-0
N. 26	at Florida State*	W	3-0
D. 3	The Citadel#	W	3-0
D. 4	No. 17 WKU#	W	3-0
D. 9	vs. #9 seed Ohio State$	W	3-0
D. 11	at #1 seed Louisville$	L	1-3

* - Conference Match
+ - UCF Challenge, Orlando, Fla.
^ - Long Beach State Tournament, Long Beach, Calif.
% - Georgia Tech Classic, Atlanta, Ga.
& - Neutral Site, Raleigh, N.C.
# - NCAA Tournament, Atlanta, Ga.
$ - NCAA Tournament, Louisville, Ky.

OVERALL RECORD: 827-572 (.591), 41 Years
DIVISION I RECORD: 762-520 (.594), 38 Years

AVCA RANKING HISTORY

1995

Oct. 31	20
Nov. 7	20
Nov. 14	20
Nov. 21	20
Nov. 28	21
Dec. 5	21
Dec. 12	22
FINAL	**22**

2001

Preseason	25

2002

Sept. 23	25
Sept. 30	23
Oct. 7	21
Oct. 14	20
Oct. 21	24
Oct. 28	23
Nov. 4	24
Nov. 11	23
Nov. 18	20
Nov. 25	17
Dec. 2	17
Dec. 9	16
FINAL	**17**

2003

Preseason	12
Sept. 1	12
Sept. 8	10
Sept. 15	5
Sept. 22	5
Sept. 29	5
Oct. 6	5
Oct. 13	4
Oct. 20	4
Oct. 27	4
Nov. 3	7
Nov. 10	6
Nov. 17	6
Nov. 24	9
Dec. 1	11
Dec 8	9
FINAL	**8**

2004

Preseason	12
Sept. 6	21
Dec. 6	20
FINAL	**17**

2005

Preseason	20

2020-21

Sept. 30	12
Oct. 7	13
Oct. 14	9
Oct. 21	8
Oct. 28	8
Nov. 4	8
Nov. 11	7
Nov. 18	6
Nov. 25	6
Spring Preseason	18
Jan. 26	18
Feb. 1	17
Feb. 8	17
Feb. 15	16
Feb. 22	16
March 1	18
March 8	20
March 15	23
March 22	22
March 29	23
April 5	23
FINAL	**22**

2021

Preseason	24
Aug. 30	16
Sept. 6	21
Sept. 13	18
Sept. 20	18
Sept. 27	18
Oct. 4	18
Oct. 11	16
Oct. 18	13
Oct. 25	14
Nov. 1	14
Nov. 8	14
Nov. 15	13
Nov. 22	14
Nov. 29	13
FINAL	**8**

IN THE OLYMPICS

YEAR	PLAYER/COACH	SQUAD	EVENTS (MEDAL)
1999	Kyleen Bell	US Junior National Team	
		World Volleyball Championships	
2002	Laura DeMichelis	US Youth National Team	
		NORCECA Championships	1st Place
	Lindsey Gray	US Junior National A2 Training Team	
2003	Laura DeMichelis	US Youth National Team	
		NORCECA Championships	3rd Place
	Callie Miller	US Junior National A2 Training Team	
	Allie Niekamp	US Junior National A2 Training Team	
2004	Kele Eveland	US National Training Team	
	Michelle Kandell	US Junior National Training Team	
	Talisa Kellogg	US Junior National A2 Training Team	
	Callie Miller	US Junior National A2 Training Team	
	Allie Niekamp	US Junior National A2 Training Team	
2005	Ben Bodipo-Memba	US National Team (W. Asst. Coach)	
		Pan American Cup	4th Place
	Lynnette Moster	US National Training Team	
2006	Lynnette Moster	US National Training Team	
2008	Talisa Kellogg	US National Senior A2	
		US Open Championships	Bronze
	Ben Bodipo-Memba	US National Senior A2 (W. Asst. Coach)	
		US Open Championships	Gold
2010	Monique Mead	US National Senior A2	
2011	Monique Mead	US National Senior A2	
2012	Tonya Johnson	US National Senior A2 (Co-Head Coach)	
2013	Chanell Clark-Bibbs	US Junior National Team	
2016	Teegan Van Gunst	US Collegiate National Team	
2017	Teegan Van Gunst	US Collegiate National Team	
2017	Teegan Van Gunst	2017 Summer Universidade	

As a member of the US Junior National Team Kyleen Bell (5) traveled to Edmonton, Canada, to compete in the 1999 World Volleyball Championships.

Teegan Van Gunst (#36) competed with the 2016 U.S. Collegiate National Team as part of the red team.

Monique Mead (Second Row, third from left) poses with the other members of the US National Training Team. Mead played with the US National Senior A2 after her sophomore and junior campaigns.

Lynnette Moster shows off her USA gear in front of the Olympic Rings.

Talisa Kellogg, a senior in 2008, was a part of the US National A2 Team that earned the bronze medal at the 2008 US Women's Open Championships, while former associate head coach Ben Bodipo-Memba served as an assistant coach of the US National A2 Team that captured gold.

INTERNATIONAL COMPETITION

YEAR	PLAYER/COACH	SQUAD	EVENTS (MEDAL)
2022	Julia Bergmann	Brazil National Team (Volleyball Nations League)	Silver
2022	Tali Marmen	Israel National Team (Maccabiah Games)	Gold
2022	Bianca Bertolino	Argentina National Team	

Julia Bergmann celebrates in a 3-1 victory over Turkey during the second week of the Volleyball Nations League.

Tali Marmen helped propel Israel to win the Maccabiah Games in volleyball for 2022.

Bianca Bertolino smiles in warmups before competition with Argentina's national team in 2022.

Bergmann led Brazil to a silver medal finish in the VNL as the team won 12 total matches. Amongst the VNL overall, Bergmann led Brazil and finished second in the competition on serve receive (137). She also ranked top five on her squad in points (139), kills (121), blocks (11), aces (seven) and digs (80) throughout the competition. Her totals in points, kills and aces were also good for top 30 across the league.

Bertolino and Argentina competed in a series of friendly matches such as above against Peru along with training over the course of the summer.

POST SEASON HISTORY

NCAA TOURNAMENT

1994 (NCAA SECOND ROUND)
Georgia Tech def. George Mason 3-1
No. 3 UCLA def. Georgia Tech 3-0
Overall Results: 1-1

1995 (NCAA SECOND ROUND)
Georgia Tech def. Siena 3-0
No. 12 Penn State def. Georgia Tech 3-0
Overall Results: 1-1

1996 (NCAA SECOND ROUND)
Georgia Tech def. Coastal Carolina..... 3-0
No. 7 Penn State def. Georgia Tech 3-0
Overall Results: 1-1

2000 (NCAA FIRST ROUND)
Colorado def. Georgia Tech 3-1
Overall Results: 0-1

2001 (NCAA FIRST ROUND)
Louisville def. Georgia Tech 3-2
Overall Results: 0-1

2002 (NCAA SECOND ROUND)
Georgia Tech def. Florida A&M..... 3-0
No. 10 Minnesota def. Georgia Tech 3-1
Overall Results: 1-1

2003 (NCAA ELITE EIGHT)
Georgia Tech def. Alabama A&M 3-0
Georgia Tech def. Florida A&M..... 3-0
Georgia Tech def. No. 8 California..... 3-1
No. 2 Hawai'i def. Georgia Tech..... 3-1
Overall Results: 3-1

2004 (NCAA SWEET 16)
Georgia Tech def. Georgia 3-0
Georgia Tech def. No. 16 UC Santa Barbara. 3-0
No. 4 Minnesota def. Georgia Tech 3-2
Overall Results: 2-1

2009 (NCAA FIRST ROUND)
Baylor def. Georgia Tech 3-0
Overall Results: 0-1

2020 (NCAA SECOND ROUND)
Georgia Tech def. Lipscomb 3-1
No. 3 Minnesota def. Georgia Tech 3-0
Overall Results: 1-1

2021 (NCAA ELITE EIGHT)
Georgia Tech def. The Citadel..... 3-0
Georgia Tech def. No. 17 WKU 3-0
Georgia Tech def. No. 9 seed Ohio State 3-0
No. 1 seed Louisville def. Georgia Tech 3-1
Overall Results: 3-1

NCAA TOURNAMENT RECORD:
13-11

The 2009 Yellow Jackets huddle up during the first round of the NCAA Tournament against Baylor.

Lynnette Moster, Jayme Gergen and Lindsey Laband helped the Yellow Jackets punch their ticket to the 2004 NCAA Tournament with a 16-0 regular season record in the ACC.

Jayme Gergen (right) celebrates the Yellow Jackets' 3-0 win over Florida A&M in the 2003 NCAA Tournament, which sent Tech to the NCAA Sweet 16 - and Hawai'i - for the first time in history.

ACC TOURNAMENT

1983
NC State def. Georgia Tech..... 3-0
Overall Results: 0-1

1984
Duke def. Georgia Tech..... 3-0
Overall Results: 0-1

1985
Duke def. Georgia Tech..... 3-0
Overall Results: 0-1

1986
North Carolina def. Georgia Tech .. 3-0
Overall Results: 0-1

1987
North Carolina def. Georgia Tech .. 3-0
Overall Results: 0-1

1988
North Carolina def. Georgia Tech .. 3-0
Overall Results: 0-1

1989
Duke def. Georgia Tech..... 3-0
Overall Results: 0-1

1990
Duke def. Georgia Tech..... 3-0
Overall Results: 0-1

1991
Georgia Tech def. NC State..... 3-2
Duke def. Georgia Tech..... 3-0
Overall Results: 1-1

1992
North Carolina def. Georgia Tech .. 3-1
Overall Results: 0-1

1993
Maryland def. Georgia Tech 3-2
Overall Results: 0-1

1994
Georgia Tech def. NC State..... 3-0
Clemson def. Georgia Tech..... 3-0
Overall Results: 1-1

1995 (ACC Champions)
Georgia Tech def. Virginia 3-0
Georgia Tech def. North Carolina .. 3-0
Georgia Tech def. Maryland 3-0
Overall Results: 3-0

1996
Duke def. Georgia Tech..... 3-0
Overall Results: 0-1

1997
Georgia Tech def. North Carolina .. 3-2
Georgia Tech def. Florida State..... 3-1
Clemson def. Georgia Tech..... 3-1
Overall Results: 2-1

1998
Clemson def. Georgia Tech..... 3-2
Overall Results: 0-1

1999
Wake Forest def. Georgia Tech..... 3-0
Overall Results: 0-1

2000
Georgia Tech def. NC State..... 3-0
Duke def. Georgia Tech..... 3-2
Overall Results: 1-1

2001
Maryland def. Georgia Tech 3-2
Overall Results: 0-1

2002 (ACC Champions)
Georgia Tech def. Wake Forest..... 3-0
Georgia Tech def. Duke..... 3-1
Georgia Tech def. Florida State..... 3-1
Overall Results: 3-0

2003
Georgia Tech def. Florida State..... 3-1
Georgia Tech def. Virginia 3-0
Maryland def. Georgia Tech 3-1
Overall Results: 2-1

2004
Clemson def. Georgia Tech..... 3-1
Overall Results: 0-1

-- Coaches voted to discontinue the ACC Tournament following the 2004 season --

ACC Tournament Record:
13-20

Erin Moss celebrates the Yellow Jackets' sweep of The Citadel in the opening round of the 2021 NCAA Tournament. Tech would advance to the Elite Eight for the second time in its history, tying a program-best finish.

RECORDS

49-54

CAREER RECORDS

INDIVIDUAL

KILLS		YEARS	NO.
1.	Monique Mead	2009-12	1,918
2.	Lynnette Moster	2001-04	1,859
3.	Maja Pachale	1998-01	1,836
4.	Cris Omiecinski	1992-95	1,749
5.	Talisa Kellogg	2005-08	1,736
6.	Lauren Sauer	2001-04	1,706
7.	Kerry Annel	1992-95	1,603
8.	Mariana Brambilla	2018-21	1,586
9.	Wendy Malins	1988-91	1,464
10.	Carla Gartner	1995-98	1,455

HITTING %		YEARS	PCT.
1.	Alexandra Preiss	2000-03	.364
	Kayla Kaiser	2018-21	.364
3.	Jayme Gergen	2001-04	.353
4.	Kerry Annel	1992-95	.348
5.	Asia Stawicka	2008-11	.347
6.	Kodie Comby	2016-19	.335
7.	Angie Propp	1992-94	.319
8.	Callie Miller	2005-08	.314
9.	Lynnette Moster	2001-04	.308
10.	Rochelle Komula	1994-97	.301

DIGS		YEARS	NO.
1.	London Ackermann	2013-16	1,828
2.	Jenn Beemsterboer	1987-90	1,594
3.	Marisa Aston	2001-04	1,583
4.	Michelle Kandell	2005-08	1,514
5.	Jordan McCullers	2007-10	1,460
6.	Lynnette Moster	2001-04	1,456
7.	Wendy Malins	1988-91	1,453
8.	Jennifer Wagner	1991-94	1,396
9.	Jennifer Randall	2002-05	1,392
10.	Cris Omiecinski	1992-95	1,330

DIGS PER SET		YEARS	AVG.
1.	London Ackermann	2013-16	3.98
2.	Marisa Aston	2001-04	3.41
3.	Michelle Kandell	2005-08	3.38
4.	Jenn Beemsterboer	1987-90	3.33
5.	Maddie Tippett	2018-21	3.28
6.	Lynnette Moster	2001-04	3.15
	Jordan McCullers	2009-10	3.15
8.	Wendy Malins	1988-91	3.07
9.	Cris Omiecinski	1992-95	2.94
10.	Jennifer Wagner	1991-94	2.88

KILLS PER SET		YEARS	AVG.
1.	Maja Pachale	1998-01	4.21
2.	Monique Mead	2009-12	4.09
3.	Lynnette Moster	2001-04	4.02
4.	Mariana Brambilla	2018-21	3.87
5.	Cris Omiecinski	1992-95	3.86
6.	Talisa Kellogg	2005-08	3.82
7.	Lauren Sauer	2001-04	3.60
8.	Kerry Annel	1992-95	3.42
9.	Rochelle Komula	1994-97	3.18
10.	Laura DeMichelis	2005-07	3.12

TOTAL BLOCKS		YEARS	NO.
1.	Kerry Annel	1992-95	560
2.	Rochelle Komula	1994-97	531
3.	Carla Gartner	1995-98	496
4.	Kyleen Bell	1998-01	494
5.	Jayme Gergen	2001-04	473
6.	Sydney Wilson	2014-17	445
7.	Alexandra Preiss	2000-03	441
8.	Callie Miller	2005-08	430
9.	Asia Stawicka	2008-11	400
10.	Monique Mead	2009-12	369

SOLO BLOCKS		YEARS	NO.
1.	Lisa Kofskey	1986-89	102
2.	Lauren Sauer	2001-04	99
3.	Kerry Annel	1992-95	96
4.	Laura Rullman	1985-88	77
5.	Sydney Wilson	2014-17	75
6.	Angee Coman	1987-90	72
7.	Talisa Kellogg	2005-08	66
8.	Kyleen Bell	1998-01	64
9.	Wendy Malins	1988-91	60
	Rochelle Komula	1994-97	60

BLOCK ASSISTS		YEARS	NO.
1.	Rochelle Komula	1994-97	471
2.	Kerry Annel	1992-95	464
3.	Carla Gartner	1995-98	463
4.	Kyleen Bell	1998-01	430
5.	Jayme Gergen	2001-04	426
6.	Alexandra Preiss	2000-03	399
7.	Callie Miller	2005-08	384
8.	Sydney Wilson	2014-17	370
9.	Asia Stawicka	2008-11	362
10.	Monique Mead	2009-12	337

BLOCKS PER SET		YEARS	NO.
1.	Anna Nedderman	1998-99	1.39
2.	Dena Schorn	1996-97	1.28
3.	Kerry Annel	1992-95	1.19
4.	Jayme Gergen	2001-04	1.18
5.	Rochelle Komula	1994-97	1.15
6.	Alexandra Preiss	2000-03	1.10
	Asia Stawicka	2008-11	1.10
8.	Kyleen Bell	1998-01	1.09
9.	Nikki Kaminskas	2004-07	1.07
10.	Carla Gartner	1995-98	1.01

ASSISTS		YEARS	NO.
1.	Kele Eveland	2000-03	6,464
2.	Andrea Nachtrieb	1993-96	6,102
3.	Matti McKissock	2018-21	4,103
4.	Mary Ashley Tippins	2007-10	3,646
5.	Allie Niekamp	2005-08	3,560
6.	Rebecca Martin	2013-16	3,505
7.	Margaret Gales	1986-89	3,432
8.	Lindsey Laband	2002-05	3,130
9.	Carolyn Clevenger	1996-99	2,804
10.	Jennifer Castillo	1991-92	2,672

ASSISTS PER SET		YEARS	AVG.
1.	Kele Eveland	2000-03	13.38
2.	Andrea Nachtrieb	1993-96	13.04
3.	Lindsey Laband	2002-05	12.93
4.	Allie Niekamp	2005-08	11.23
5.	Jennifer Castillo	1991-92	10.59
6.	Mary Ashley Tippins	2007-10	10.48
7.	Matti McKissock	2018-21	10.11
8.	Rebecca Martin	2013-16	8.65
9.	Courtney Adler	1999-00	8.43
10.	Amanda Sabo	1996-98	8.12

SERVICE ACES		YEARS	NO.
1.	Jennifer Wagner	1991-94	250
2.	Wendy Malins	1988-91	233
3.	Lynnette Moster	2001-04	193
4.	Cris Omiecinski	1992-95	190
5.	Monique Mead	2009-12	148
6.	Margaret Gales	1986-89	143
7.	Lindsey Gray	2004-07	132
8.	Amanda Medrow	1996-99	131
9.	**Julia Bergmann**	**2019-current**	**130**
10.	Jenn Beemsterboer	1987-90	128

ACES PER SET		YEARS	AVG.
1.	Jennifer Wagner	1991-94	0.52
2.	Cris Omiecinski	1992-95	0.42
	Lynnette Moster	2001-04	0.42
4.	Kaleigh Colson	2010-13	0.36
5.	Allie Niekamp	2005-08	0.36
6.	Lindsey Gray	2004-07	0.33
	Amanda Medrow	1996-99	0.33
8.	Monique Mead	2009-12	0.32
9.	Wendy Malins	1988-91	0.31
	Erica Organ	1990-93	0.31

Kerry Annel posted 560 total blocks from 1992-95, a mark that still stands atop the Tech career list today.

Kele Eveland holds the record for career assists at Georgia Tech. She was also the second All-American in school history and the only Tech player to be named to the AVCA All-America first team.

Maja Pachale owns the career record for kills per game.

Jennifer Beemsterboer notched a school record 1,594 digs from 1987-90 and her career mark of 3.33 digs per game stands second in the Tech annals.

SINGLE MATCH RECORDS

INDIVIDUAL

KILLS

PLAYER	OPPONENT	DATE	NO.
Maja Pachale	NC State	10/8/1999	38
Kerry Annel	NC State	10/28/1995	36
Kerry Annel	Duke	11/3/1993	35
Talisa Kellogg	Virginia	10/22/2005	35
Maja Pachale	Arkansas	10/14/2001	34
Cris Omiecinski	Auburn	9/14/1995	34

ATTEMPTS

PLAYER	OPPONENT	DATE	NO.
Cris Omiecinski	Auburn	8/19/1995	90
Maja Pachale	Wake Forest	10/20/2000	81
Talisa Kellogg	Virginia Tech	11/2/2007	78
Jennifer Wagner	Georgia	10/15/1991	77
Gabriela Stavnetchei	at Georgia	9/15/2017	77

ATTACK PERCENTAGE

PLAYER	OPPONENT	DATE	PCT. (K-E-TA)
Kodie Comby	Arkansas	9/19/2019	1.000 (12-0-12)
Alexandra Preiss	Virginia	10/4/2003	1.000 (11-0-11)
Cris Omiecinski	West Georgia	10/10/1992	1.000 (10-0-10)
Talisa Kellogg	Stetson	9/16/2006	1.000 (10-0-10)
Lauren Sauer	NC State	10/1/2002	.944 (17-0-18)

DIGS

PLAYER	OPPONENT	DATE	NO.
Jenn Beemsterboer	Western Carolina	11/2/1988	43
Marisa Aston	Minnesota	12/10/2004	36
Michelle Kandell	Duke	10/10/2008	36
Jennifer Wagner	Maryland	10/3/1992	35
Heidi Grunwald	Wake Forest	11/4/1984	33
London Ackermann	Kansas State	9/3/2016	32

ASSISTS

PLAYER	OPPONENT	DATE	NO.
Kele Eveland	North Carolina	11/11/2000	93
Amanda Sabo	Clemson	11/20/1998	87
Kele Eveland	Wake Forest	10/20/2000	84
Andrea Nachtrieb	North Carolina	11/4/1994	82
Andrea Nachtrieb	Auburn	9/14/1995	82

SERVICE ACES

PLAYER	OPPONENT	DATE	NO.
Jennifer Wagner	Georgia State	10/1/1991	10
Cris Omiecinski	Georgia State	9/22/1993	10
Monique Mead	NC State	9/28/2012	9
Cris Omiecinski	Georgia State	10/3/1993	8
Jennifer Wagner	USC-Aiken	9/7/1991	8
Kaleigh Colson	Jacksonville	9/8/2012	7
Jennifer Wagner	Morehead State	9/12/1992	7
Wynne Wycoff	Tennessee Temple	10/8/1985	7
Elaine Griffith	East Carolina	9/26/1987	7
Jennifer Smith	Charlotte	9/27/1991	7
Julia Bergmann	**Alabama A&M**	**12/6/2019**	**7**

TOTAL BLOCKS

PLAYER	OPPONENT	DATE	NO.
Rochelle Komula	Maryland	10/4/1996	13
Lisa Kofskey	Western Carolina	11/9/1987	12
Rochelle Komula	Cincinnati	8/30/1996	12
Lisa Kofskey	Tennessee Tech	11/11/1987	11
Laura Rullman	Georgia	9/22/1988	11
Kerry Annel	North Carolina	10/21/1994	11
Rochelle Komula	North Carolina	10/21/1994	11
Rochelle Komula	North Carolina	11/5/1995	11
Kyleen Bell	Illinois State	9/16/1999	11
Alexandra Preiss	Wake Forest	10/19/2001	11
Callie Miller	Winthrop	9/3/2005	11
Nikki Kaminskas	Michigan	9/15/2007	11
Lauren Pitz	vs. UC Davis	9/12/2015	11

SOLO BLOCKS

PLAYER	OPPONENT	DATE	NO.
Chrissy DeMichelis	Virginia Tech	11/2/2007	6
Lisa Kofskey	Tennessee Tech	11/15/1987	5
Angee Coman	Baptist	9/15/1990	5
Lisa Kofskey	Georgia State	11/3/1987	4
Kerry Annel	Clemson	10/5/1993	4
Lauren Sauer	Wake Forest	10/8/2004	4
Lauren Sauer	NC State	10/22/2004	4
Chrissy DeMichelis	Miami	11/14/2008	4
Monique Mead	MTSU	10/26/2011	4
Teegan Van Gunst	Wake Forest	10/5/2014	4
Sydney Wilson	vs. North Florida	9/16/2016	4
Kodie Comby	at Coastal Carolina	9/17/2016	4

BLOCK ASSISTS

PLAYER	OPPONENT	DATE	NO.
Rochelle Komula	Maryland	10/4/1996	12
Kerry Annel	North Carolina	11/4/1994	11
Carla Gartner	North Carolina	11/5/1995	11
Alexandra Preiss	Wake Forest	10/19/2001	11
Callie Miller	Winthrop	9/3/2005	11
Nikki Kaminskas	Michigan	9/15/2007	11
Lauren Pitz	vs. UC Davis	9/12/2015	11

TEAM

KILLS

	NO.	OPPONENT	DATE
1.	111	North Carolina	11/11/2000
2.	104	Clemson	11/21/1998
3.	103	Wake Forest	10/20/2000
4.	100	at Duke	10/22/1994
5.	94	Wisconsin-Milwaukee	9/20/1996
	94	at Florida State	10/13/2000
7.	93	North Carolina State	10/8/1999
8.	89	at Maryland	11/1/2003
	89	at Clemson	11/15/2005
10.	88	North Carolina	11/2/2001
	88	vs. Clemson	11/19/2004
	88	Maryland	10/3/2003

ATTACK ATTEMPTS

	NO.	OPPONENT	DATE
1.	275	Wake Forest	10/20/2000
2.	274	North Carolina	11/11/2000
3.	253	Clemson	11/21/1998
4.	242	North Carolina	11/2/2001
5.	240	vs. Pacific	9/10/2000
6.	237	at Louisville	12/1/2001
7.	236	Duke	10/30/1993
8.	235	at Minnesota	12/10/2004
	235	at North Carolina	11/1/2002
10.	228	at North Carolina	9/22/2000

ATTACK PERCENTAGE

	NO.	OPPONENT	DATE
1.	.587	vs. Temple	9/5/2003
2.	.557	UT-Chattanooga	9/1/1993
3.	.546	Virginia	10/4/2003
4.	.545	Alabama A&M	12/6/2019
5.	.528	vs. Western Michigan	9/7/2003
6.	.526	vs. Florida Gulf Coast	9/10/2010
7.	.516	Stetson	9/16/2006
8.	.500	vs. Coastal Carolina	9/4/1993
9.	.495	UT-Chattanooga	9/17/2002
10.	.490	North Carolina	10/29/2021

ASSISTS

	NO.	OPPONENT	DATE
1.	106	North Carolina	11/11/2000
2.	98	Wake Forest	10/20/2000
3.	84	North Carolina State	10/8/1999
	84	at Florida State	10/13/2000
	84	at Clemson	11/15/2005
6.	83	at Maryland	11/1/2003
	83	Maryland	10/3/2003
8.	82	vs. Clemson	11/19/2004
9.	79	at Clemson	9/28/2004
10.	78	at #2 Hawai'i	12/13/2003
	78	vs. Pacific	9/10/2000

SERVICE ACES

	NO.	OPPONENT	DATE
1.	17	South Alabama	9/12/1998
2.	16	at Florida State	11/5/2006
	16	vs. Syracuse	11/24/2013
4.	15	at Florida State	11/1/1999
	15	vs. Boston College	11/22/2013
6.	14	North Carolina	9/25/1998
	14	vs. Air Force	9/17/1999
	14	at Maryland	11/3/2000
9.	13	Florida State	10/9/1999
	13	at North Carolina State	9/28/2012
	13	Maryland	11/18/2006
	13	Alabama A&M	12/6/2019

DIGS

	NO.	OPPONENT	DATE
1.	120	Clemson	11/21/1998
2.	114	at Minnesota	12/10/2004
3.	113	Wake Forest	10/20/2000
4.	109	North Carolina	11/11/2000
5.	107	vs. Pacific	9/10/2000
6.	104	at North Carolina	11/12/2006
	104	at North Carolina	10/23/2004
8.	99	at North Carolina	11/1/2002
9.	98	at Michigan	9/15/2007
	98	Clemson	11/11/2015

TOTAL BLOCKS

	NO.	OPPONENT	DATE
1.	22.5	at Wake Forest	10/19/2001
2.	21.5	vs. UC Davis	9/12/2015
3.	20.0	Miami	9/30/2006
4.	19.5	Illinois State	9/16/1999
	19.5	Florida State	10/6/2002
6.	19.0	at North Carolina State	9/23/2000
	19.0	at North Carolina State	11/9/2013
8.	18.0	at North Carolina	11/12/2006
	18.0	Michigan	9/7/2008
	18.0	vs. Toledo	9/8/2006

SOLO BLOCKS

	NO.	OPPONENT	DATE
1.	11	at Maryland	10/2/1998
2.	10	at Saint Mary's	9/3/1998
3.	9	at Middle Tennessee State	10/26/2011
4.	8	at Virginia Tech	11/2/2007
	8	Wake Forest	10/20/2000
	8	South Florida	9/14/2002
7.	7	Wake Forest	10/5/2014
	7	at North Carolina	11/1/2002
	7	at Wake Forest	10/8/2004
	7	Virginia	10/15/2004
	7	at UCF	8/27/2021
	7	Indiana	9/10/2021
	7	Oklahoma	9/10/2021
	7	at Wake Forest	9/24/2021

BLOCK ASSISTS

	NO.	OPPONENT	DATE
1.	36	Miami	9/30/2006
2.	35	Illinois State	9/16/1999
	35	at Wake Forest	10/19/2001
	35	vs. UC Davis	9/12/2015
5.	34	at North Carolina State	9/23/2000
6.	33	Florida State	10/6/2002
7.	32	Maryland	10/7/2005
8.	30	at NC State	11/9/2013
	30	North Carolina	10/15/2010
	30	vs. Toledo	9/8/2006

SEASON RECORDS

INDIVIDUAL

TOTAL KILLS	NO.	YEAR
Lynnette Moster	629	2002
Monique Mead	588	2011
Lynnette Moster	585	2004
Rochelle Komula	545	1996
Lynnette Moster	541	2003
Lauren Sauer	541	2003
Maja Pachale	522	1999
Cris Omiecinski	517	1993
Monique Mead	515	2010
Teegan Van Gunst	507	2016

HITTING PERCENTAGE	PCT.	YEAR
Kodie Comby	.437	2019
Alexandra Preiss	.417	2003
Erin Moss	**.411**	**2020**
Lauren Frerking	.403	2018
Kayla Kaiser	.407	2019
Jayme Gergen	.393	2004
Erin Moss	**.381**	**2021**
Annie Czarnecki	.380	2012
Rochelle Komula	.377	1996
Jayme Gergen	.372	2003

ASSISTS	NO.	YEAR
Kele Eveland	1,905	2002
Andrea Nachtrieb	1,857	1996
Kele Eveland	1,822	2003
Lindsey Laband	1,663	2004
Andrea Nachtrieb	1,526	1995
Allie Niekamp	1,494	2006
Kele Eveland	1,484	2000
Carolyn Clevenger	1,398	1997
Jennifer Castillo	1,391	1992
Matti McKissock	1,387	2019

DIGS	NO.	YEAR
Michelle Kandell	628	2007
London Ackermann	570	2016
Marisa Aston	522	2004
Jennifer Randall	513	2005
Michelle Kandell	512	2008
Abby Showers	508	2006
Marisa Aston	501	2003
Jordan McCullers	487	2010
Jennifer Beemsterboer	486	1989
Jordan McCullers	481	2009

BLOCK ASSISTS	NO.	YEAR
Jayme Gergen	157	2002
Dena Schorn	151	1996
Anna Nedderman	147	1999
Rochelle Komula	146	1995
Alexandra Preiss	142	2002
Kyleen Bell	141	1998
Carla Gartner	137	1996
Rochelle Komula	137	1996
Alexandra Preiss	136	2003
Jayme Gergen	134	2004

SOLO BLOCKS	NO.	YEAR
Lisa Kofskey	42	1987
Lauren Sauer	38	2004
Angee Coman	36	1990
Chrissy DeMichelis	35	2009
Lisa Kofskey	34	1988
Lauren Sauer	34	2002
Marta Bickert	32	1993
Jessica Smith	31	1989
Kerry Annel	26	1992
Kerry Annel	25	1995

TOTAL BLOCKS	NO.	YEAR
Jayme Gergen	169	2002
Rochelle Komula	165	1995
Kyleen Bell	163	1998
Alexandra Preiss	162	2002
Carol Smith	158	1982
Anna Nedderman	156	1999
Jayme Gergen	148	2004
Jayme Gergen	148	2003
Kerry Annel	148	1992
Alexandra Preiss	147	2003

SERVICE ACES	NO.	YEAR
Jennifer Wagner	91	1991
Cris Omiecinski	85	1992
Andrea Nachtrieb	77	1993
Wendy Malins	71	1990
Julia Bergmann	64	2019
Wendy Malins	58	1988
Monique Mead	56	2012
Lindsey Gray	53	2006
Lynnette Moster	51	2004
Allie Niekamp	51	2006

TEAM

KILLS

YEAR	NO.
1996	2,551
2002	2,423
2003	2,355
2004	2,125
1992	2,094
2019	1,743
2021	1,700
2016	1,662
2010	1,652
2015	1,637

ATTACK ATTEMPTS

YEAR	NO.
1996	6,167
2002	5,747
1992	5,214
2003	5,151
2007	5,139
1995	5,086
1991	5,085
1997	4,947
2000	4,925
1993	4,911

ATTACK PERCENTAGE

YEAR	NO.
2003	.331 (2355-651-5151)
2004	.300 (2125-677-4831)
2021	.291 (1700-577-3863)
2020	.285 (882-284-2097)
2002	.283 (2423-796-5747)
2020	.285 (882-284-2097)
2019	.282 (1743-586-4104)
1995	.275 (2085-685-5086)
1993	.274 (2016-671-4911)
1994	.271 (1945-676-4691)

ASSISTS

YEAR	NO.
1996	2,263
2002	2,226
2003	2,199
2004	1,977
2007	1,885
1995	1,883
2000	1,836
1992	1,804
1997	1,770
2006	1,740

DIGS

YEAR	NO.
1989	2,357
1992	2,340
1996	2,290
2002	2,238
1988	2,211
2003	2,176
1991	2,074
2004	2,074
1995	2,059
2007	2,030

BLOCK ASSISTS

YEAR	NO.
1996	778
2002	619
1995	607
2003	549
1997	545
1999	538
1998	516
1994	513
2005	471
1992	449

SOLO BLOCKS

YEAR	NO.
1990	135
1987	115
1989	109
1993	100
1989	99
2002	96
2004	83
2009	81
1995	80
2006	80

TOTAL BLOCKS

YEAR	NO.
1996	465
2002	405.5
1995	384
2003	346.5
1997	339
1994	326
1998	323
1993	313
1999	311
1992	310

SERVICE ACES

YEAR	NO.
1991	364
1993	330
1992	329
1990	295
1987	271
1997	251
1996	225
1999	214
2007	210
1995	206

SEASON LEADERS

KILLS

YEAR	PLAYER	NO.
1985	Sheila Abery	217
1986	Robin Swats	106
1987	Sheila Abery	305
1988	Wendy Malins	348
1989	Wendy Malins	364
1990	Wendy Malins	375
1991	Jennifer Wagner	487
1992	Cris Omiecinski	409
1993	Cris Omiecinski	517
1994	Cris Omiecinski	405
1995	Kerry Annel	491
1996	Rochelle Komula	545
1997	Rochelle Komula	385
1998	Carla Gartner	421
1999	Maja Pachale	522
2000	Eida Mabry	455
2001	Maja Pachale	461
2002	Lynnette Moster	629
2003	Lynnette Moster	541
	Lauren Sauer	541
2004	Lynnette Moster	585
2005	Talisa Kellogg	457
2006	Talisa Kellogg	440
2007	Talisa Kellogg	499
2008	Talisa Kellogg	340
2009	Bailey Hunter	380
2010	Monique Mead	515
2011	Monique Mead	588
2012	Monique Mead	459
2013	Jennifer Percy	373
2014	Teegan Van Gunst	392
2015	Teegan Van Gunst	471
2016	Teegan Van Gunst	507
2017	Gabriela Stavnetchei	467
2018	Mariana Brambilla	438
2019	Julia Bergmann	427
2020	Mariana Brambilla	270
2021	Julia Bergmann	497

HITTING PERCENTAGE (MIN. 100K)

YEAR	PLAYER	NO.
1985	Sheila Abery	.208
1986	Lisa Kofskey	.172
1987	Lisa Kofskey	.244
1988	Lisa Kofskey	.328
1989	Angee Coman	.211
1990	Wendy Malins	.210
1991	Erica Organ	.250
1992	Angie Propp	.341
1993	Kerry Annel	.319
1994	Kerry Annel	.372
1995	Kerry Annel	.368
1996	Rochelle Komula	.377
1997	Danielle Olein	.323
1998	Carla Gartner	.283
1999	Maja Pachale	.251
2000	Kyleen Bell	.337
2001	Alexandra Preiss	.323
2002	Alexandra Preiss	.348
2003	Alexandra Preiss	.417
2004	Jayme Gergen	.393
2005	Callie Miller	.280
2006	Callie Miller	.319
2007	Nikki Kaminskas	.296
2008	Callie Miller	.370
2009	Asia Stawicka	.331
2010	Asia Stawicka	.337
2011	Kaleigh Colson	.360
2012	Annie Czarnecki	.380
2013	Quinn Evans	.272
2014	Annika Van Gunst	.236
2015	Teegan Van Gunst	.269
2016	Lauren Pitz	.266
2017	Sydney Wilson	.313
2018	Lauren Frerking	.403
2019	Kodie Comby	.437
2020	Erin Moss	.411
2021	Erin Moss	.381

KILL ATTEMPTS

YEAR	PLAYER	NO.
1985	Wynne Wycoff	630
1986	Elaine Griffith	435
1987	Jenn Beemsterboer	970
1988	Wendy Malins	985
1989	Wendy Malins	1,071
1990	Wendy Malins	1,039
1991	Jennifer Wagner	1,336
1992	Jennifer Wagner	1,154
1993	Cris Omiecinski	1,215
1994	Cris Omiecinski	1,033
1995	Cris Omiecinski	1,146
1996	Carla Gartner	1,002
1997	Rochelle Komula	975
1998	Maja Pachale	1,060
1999	Maja Pachale	1,277
2000	Maja Pachale	1,091
2001	Maja Pachale	1,083
2002	Lynnette Moster	1,412
2003	Lynnette Moster	1,226
2004	Lynnette Moster	1,350
2005	Talisa Kellogg	1,242
2006	Talisa Kellogg	1,083
2007	Talisa Kellogg	1,356
2008	Talisa Kellogg	1,017
2009	Bailey Hunter	941
2010	Monique Mead	1,213
2011	Monique Mead	1,455
2012	Bailey Hunter	1,051
2013	Jennifer Percy	1,029
2014	Teegan Van Gunst	1,124
2015	Teegan Van Gunst	1,240
2016	Teegan Van Gunst	1,374
2017	Gabriela Stavnetchei	1,347
2018	Mariana Brambilla	1,250
2019	Julia Bergmann	1,077
2020	Julia Bergmann	682
2021	Mariana Brambilla	1,136

ACES

YEAR	PLAYER	NO.
1985	Wynne Wycoff	45
1986	Margaret Gales	25
1987	Jenn Beemsterboer	45
1988	Wendy Malins	58
1989	Wendy Malins	40
1990	Wendy Malins	71
1991	Jennifer Wagner	91
1992	Cris Omiecinski	85
1993	Andrea Nachtrieb	77
1994	Marta Bickert	31
1995	Lynnette Anderson	35
1996	Carla Gartner	29
1997	Carla Gartner	42
1998	Aimee Boulet	46
1999	Maja Pachale	44
2000	Eida Mabry	47
2001	Lynnette Moster	46
2002	Lynnette Moster	47
2003	Lynnette Moster	49
2004	Lynnette Moster	51
2005	Lindsey Gray	35
2006	Lindsey Gray	53
2007	Lindsey Gray	39
2008	Michelle Kandell	33
2009	Mary Ashley Tippins	36
2010	Monique Mead	33
	Bailey Hunter	33
2011	Susan Carlson	33
2012	Monique Mead	56
2013	Chanell Clark-Bibbs	39
2014	Rebecca Martin	21
2015	Rebecca Martin	22
2016	Rebecca Martin	30
2017	Ashley Askin	29
2018	Mariana Brambilla	29
2019	Jula Bergmann	64
2020	Julia Bergmann	30
2021	Julia Bergmann	36

DIGS

YEAR	PLAYER	NO.
1985	Robin Swats	241
1986	Margaret Gales	181
1987	Margaret Gales	347
1988	Jenn Beemsterboer	425
1989	Jenn Beemsterboer	486
1990	Wendy Malins	401
1991	Jennifer Wagner	350
1992	Jennifer Wagner	408
1993	Marta Bickert	325
1994	Cris Omiecinski	289
1995	Cris Omiecinski	345
1996	Andrea Nachtrieb	238
1997	Carla Gartner	299
1998	Carla Gartner	285
1999	Maja Pachale	317
2000	Maja Pachale	341
2001	Amanda Hess	284
2002	Marisa Aston	444
2003	Marisa Aston	501
2004	Marisa Aston	522
2005	Jennifer Randall	513
2006	Abby Showers	508
2007	Michelle Kandell	628
2008	Michelle Kandell	512
2009	Jordan McCullers	481
2010	Jordan McCullers	487
2011	Nicki Meyer	428
2012	Nicki Meyer	395
2013	London Ackermann	391
2014	London Ackermann	389
2015	London Ackermann	478
2016	London Ackermann	570
2017	Sam Knapp	345
2018	Mariana Brambilla	360
2019	Maddie Tippett	400
2020	Maddie Tippett	193
2021	Paola Pimentel	347

ASSISTS

YEAR	PLAYER	NO.
1985	Robin Swats	327
1986	Margaret Gales	437
1987	Margaret Gales	913
1988	Margaret Gales	906
1989	Margaret Gales	1,175
1990	Jaime Keating	661
1991	Jennifer Castillo	1,281
1992	Jennifer Castillo	1,391
1993	Andrea Nachtrieb	1,362
1994	Andrea Nachtrieb	1,357
1995	Andrea Nachtrieb	1,526
1996	Andrea Nachtrieb	1,857
1997	Carolyn Clevenger	1,398
1998	Amanda Sabo	819
1999	Courtney Adler	798
2000	Kele Eveland	1,484
2001	Kele Eveland	1,253
2002	Kele Eveland	1,905
2003	Kele Eveland	1,822
2004	Lindsey Laband	1,663
2005	Lindsey Laband	1,358
2006	Allie Niekamp	1,494
2007	Allie Niekamp	1,117
2008	Allie Niekamp	860
2009	Mary Ashley Tippins	1,307
2010	Mary Ashley Tippins	1,302
2011	Kaleigh Colson	790
2012	Kaleigh Colson	1,221
2013	Rebecca Martin	410
2014	Rebecca Martin	1,044
2015	Rebecca Martin	1,017
2016	Rebecca Martin	1,034
2017	Gabby Benda	925
2018	Matti McKissock	929
2019	Matti McKissock	1,387
2020	Matti McKissock	476
2021	Matti McKissock	1,311

TOTAL BLOCKS

YEAR	PLAYER	NO.
1985	Wynne Wycoff	44
1986	Laura Rullman	69
1987	Lisa Kofskey	128
1988	Lisa Kofskey	99
1989	Angee Coman	107
1990	Angee Coman	119
1991	Jennifer Smith	101
1992	Kerry Annel	148
1993	Kerry Annel	132
1994	Kerry Annel	137
1995	Rochelle Komula	165
1996	Dena Schorn	109
1997	Danielle Olein	124
1998	Kyleen Bell	163
1999	Anna Nedderman	156
2000	Kyleen Bell	123
2001	Alexandra Preiss	118
2002	Jayme Gergen	169
2003	Jayme Gergen	148
2004	Jayme Gergen	134
2005	Nikki Kaminskas	122
2006	Callie Miller	98
2007	Nikki Kaminskas	119
2008	Callie Miller	125
2009	Asia Stawicka	126
2010	Asia Stawicka	131
2011	Monique Mead	92
2012	Annie Czarnecki	123
2013	Quinn Evans	114
2014	Sydney Wilson	104
2015	Sydney Wilson	126
2016	Sydney Wilson	105
2017	Sydney Wilson	110
2018	Kodie Comby	120
2019	Kodie Comby	90
2020	Erin Moss	53
2021	Breland Morrissette	112

BLOCK ASSISTS

YEAR	PLAYER	NO.
1985	Wynne Wycoff	32
1986	Laura Rullman	46
1987	Lisa Kofskey	86
1988	Laura Rullman	66
1989	Angee Coman	81
1990	Angee Coman	83
1991	Jennifer Smith	89
1992	Kerry Annel	122
1993	Kerry Annel	104
1994	Kerry Annel	120
1995	Rochelle Komula	146
1996	Dena Schorn	151
1997	Carla Gartner	115
1998	Kyleen Bell	141
1999	Anna Nedderman	147
2000	Kyleen Bell	110
2001	Alexandra Preiss	107
2002	Jayme Gergen	157
2003	Alexandra Preiss	136
2004	Jayme Gergen	148
2005	Callie Miller	111
2006	Callie Miller	81
2007	Nikki Kaminskas	108
2008	Callie Miller	111
2009	Asia Stawicka	113
2010	Asia Stawicka	115
2011	Monique Mead	84
2012	Annie Czarnecki	110
2013	Quinn Evans	94
2014	Sydney Wilson	89
2015	Sydney Wilson	105
2016	Sydney Wilson	88
2017	Sydney Wilson	88
2018	Kodie Comby	106
2019	Kodie Comby	73
2020	Erin Moss	41
2021	Breland Morrissette	91

SOLO BLOCKS

YEAR	PLAYER	NO.
1985	Sheila Abery	13
1986	Laura Rullman	23
1987	Lisa Kofskey	42
1988	Lisa Kofskey	34
1989	Jessica Smith	31
1990	Angee Coman	36
1991	Jennifer Wagner	25
1992	Kerry Annel	26
1993	Marta Bickert	32
1994	Kerry Annel	17
1995	Kerry Annel	25
1996	Rochelle Komula	19

SEASON LEADERS

1997	Danielle Olein	19
1998	Kyleen Bell	22
1999	Kyleen Bell	14
2000	Kyleen Bell	13
2001	Kyleen Bell	15
2002	Lauren Sauer	34
2003	Lauren Sauer	22
2004	Lauren Sauer	38
2005	Talisa Kellogg	20
2006	Talisa Kellogg	20
2007	Chrissy DeMichelis	22
2008	Callie Miller	14
2009	Chrissy DeMichelis	35
2010	Asia Stawicka	16
2011	Alexis Woodson	14
2012	Annie Czarnecki	13
2013	Quinn Evans	20
2014	Sydney Wilson	15
2015	Sydney Wilson	21
2016	Sydney Wilson	17
2017	Sydney Wilson	22
2018	Kodie Comby	14
2019	Kodie Comby	17
	Mikaila Dowd	17
2020	Erin Moss	12
2021	Julia Bergmann	22

MISCELLANEOUS

20/20 DOUBLE DOUBLES

Cris Omiecinski 4
(21k, 20d) vs. NC State (11/11/95)
(34k, 20d) vs. Auburn (9/14/95)
(24k, 21d) vs. Maryland (11/19/93)
(20k, 25d) vs. Maryland (10/3/92)
Wendy Malins 3
(21k, 22d) at Furman (10/9/90)
(24k, 21d) at Georgia State (9/27/89)
(22k, 20d) vs. Southern Mississippi (9/22/89)
Maja Pachale 3
(23k, 20d) vs. North Carolina (11/11/00)
(22k, 29d) vs. Pacific (9/10/00)
(21k, 27d) vs. Clemson (11/21/98)
Lynnette Moster 3
(20k, 20d) vs. Michigan State (9/13/02)
(25k, 22d) at Hawaii (12/13/03)
(20k, 22d) at Minnesota (12/10/04)
Shelia Abery 1
(23k, 28d) vs. Tennessee Tech (11/15/87)
Jennifer Beemsterboer 1
(20k, 23d) vs. Georgia (9/29/89)
Marta Bickert 1
(23k, 20d) at NC State (10/23/93)
Lindsey Gray 1
(25k, 20d) vs. North Carolina (11/12/06)
Heidi Grunwald 1
(25k, 33d) vs. Wake Forest (11/4/84)
Teryl Townsend 1
(27k, 24d) vs. Clemson (11/20/98)
Gabriela Stavnetchei 1
(27k, 20d) at Notre Dame (10/13/17)
Mikaila Dowd 1
(20k, 21d) vs. Virginia (11/16/18)

30 KILL CLUB

PLAYER	OPPONENT	DATE	NO
Maja Pachale	vs. NC State	10/8/99	38
Kerry Annel	at NC State	10/25/95	36
Kerry Annel	vs. Duke	11/3/94	35
Talisa Kellogg	vs. Virginia	10/22/05	35
Maja Pachale	vs. Arkansas	10/14/01	34
Cris Omiecinski	vs. Auburn	9/14/95	34
Kerry Annel	vs. Notre Dame	10/13/95	33
Lynnette Moster	at South Florida	9/14/02	31
Cris Omiecinski	vs. Florida State	11/5/93	31
Julia Bergmann	**vs. Lipscomb**	**4/14/21**	**31**
Julia Bergmann	**vs. Notre Dame**	**10/1/21**	**30**
Eida Mabry	vs. Wake Forest	10/20/00	30
Monique Mead	vs. Duke	9/24/10	30
Lauren Sauer	vs. Wisconsin	9/19/03	30
Monique Mead	vs. Louisville	8/27/11	30
Teegan Van Gunst	at Wake Forest	10/21/16	30

30 DIG CLUB

PLAYER	OPPONENT	DATE	NO
J. Beemsterboer	vs. W. Carolina	11/2/88	43
Marisa Aston	at Minnesota	12/10/04	36
Michelle Kandell	vs. Duke	10/10/08	36
Jennifer Wagner	vs. Maryland	10/3/92	35
Heidi Grunwald	vs. Wake Forest	11/4/84	33
Jennifer Randall	vs. Duke	9/24/05	33
Michelle Kandell	at Virginia	11/4/07	32
Michelle Kandell	at Miami	11/14/08	32
London Ackermann	at K-State	9/3/16	32
Sheila Abery	vs. Furman	10/29/87	31
Margaret Gales	vs. Maryland	11/5/88	31
J. Beemsterboer	vs. JMU	10/08/88	31
Cris Omiecinski	vs. Clemson	9/29/92	31
Amanda Hess	vs. Wake Forest	10/20/00	31
Jennifer Randall	vs. NC State	11/12/05	31
Michelle Kandell	at Maryland	11/23/07	30

11 BLOCK CLUB

PLAYER	OPPONENT	DATE	NO
Rochelle Komula	at Maryland	10/4/96	13
Rochelle Komula	vs. Cincinnati	8/30/96	12
Lisa Kofskey	vs. W. Carolina	11/9/87	12
Alexandra Preiss	at Wake Forest	10/19/01	11
Kyleen Bell	vs. Illinois State	9/16/99	11
Carla Gartner	vs. North Carolina	11/5/95	11
Rochelle Komula	at North Carolina	11/5/95	11
Rochelle Komula	at North Carolina	10/21/94	11
Kerry Annel	at North Carolina	10/21/94	11
Laura Rullman	vs. Georgia	9/22/88	11
Lisa Kofskey	vs. Tenn. Tech	11/15/87	11
Callie Miller	vs. Winthrop	9/3/05	11
Nikki Kaminskas	at Michigan	9/15/07	11
Lauren Pitz	vs. UC Davis	9/12/15	11

MISCELLANEOUS TEAM RECORDS

Winning Percentage (Season): ..... 34-4 (.895), 2003
Wins (Season): 34, 2003
Consecutive Wins: ..... 23, Aug. 29-Oct. 31, 2003
Consecutive Games Won: 23, Aug. 29-Sept. 14, 2003
100th Win (Division I): .....vs. Lake Erie, 10/19/91
200th Win (Division I): ....vs. Boston College, 9/17/95
300th Win (Division I): ..... vs. Air Force, 9/17/99
400th Win (Division I): .....vs. Georgia State, 10/4/03
500th Win (Division I): .....at Virginia, 11/4/07
600th Win (Division I): .... vs. UT-Chattanooga, 8/30/13
700th Win (Division I): .....vs. Lipscomb, 9/5/19
800th Win (Division I): .....
Home Win Streak: .. 27, Oct. 6, 2002-Sept. 12, 2004
Home Record (Season): 18-0, 2003
ACC Wins (Season): 16, 16-0, 2004
Conference Finish: 1st, 1995, 2000, 2003, 2004
First Postseason Appearance: ..... NIVC, 1993
First NCAA Appearance: vs. George Mason, 11/30/94
Last NCAA Appearance: ..... vs. Louisville, 12/11/21
Attendance (O'Keefe): 2,000 vs. Georgia, (three times)
..... 9/1/06; 9/7/07; 8/28/09
Attendance (AMC): .....3,211 vs. FSU, 10/6/02

TRIPLE DOUBLES

Kele Eveland 1
(11k, 52a, 12d) vs. California (12/12/03)
Rochelle Komula 1
(27k, 12b, 10d) vs. Cincinnati (8/30/96)
Allie Niekamp 1
(10k, 44a, 10d) vs. Mississippi State (9/1/06)
Kaleigh Colson 1
(12k, 34a, 11d) at Miami (10/16/11)

GEORGIA TECH
VOLLEYBALL

2022 SCHEDULE

Aug.14	***Gold-White Scrimmage***	***4 p.m.***
Aug. 21	South Carolina (Exhibition)	3 p.m.
Aug. 26	Ole Miss+	7 p.m.
Aug. 27	Illinois+	3 p.m.
Sept. 2	***Dayton^***	***7 p.m.***
Sept. 3	***Arizona State^***	***4 p.m.***
Sept. 4	***FIU^***	***1 p.m.***
Sept. 8	***BYU#***	***7 p.m.***
Sept. 11	***Ohio State#***	***1 p.m.***
Sept. 15	Arkansas	7 p.m.
Sept. 17	Georgia	1 p.m.
Sept. 23	***Wake Forest****	***7 p.m.***
Sept. 25	***Virginia Tech****	***1 p.m.***
Sept. 30	Notre Dame*	7 p.m.
Oct. 2	Louisville*	2 p.m.
Oct. 7	***Virginia****	***7 p.m.***
Oct. 9	***Pitt*$***	***2 p.m.***
Oct. 12	***Clemson****	***8 p.m.***
Oct. 14	Duke*	6:30 p.m.
Oct. 21	***Boston College****	***7 p.m.***
Oct. 23	***Syracuse****	***1 p.m.***
Oct. 28	North Carolina*	7 p.m.
Oct. 30	NC State*	1 p.m.
Nov. 4	Miami*	7 p.m.
Nov. 6	Florida State*	1 p.m.
Nov. 11	***Louisville****	***7 p.m.***
Nov. 18	Clemson*	7 p.m.
Nov. 23	Pitt*	5 p.m.
Nov. 26	***Florida State****	***1 p.m.***

* Denotes ACC Match
$ Denotes McCamish Pavilion Match
# Denotes Georgia Tech Classic
^ Denotes GT Invitational
+ Denotes Ole Miss Invitational
All times Eastern and subject to change
Home matches are in ***bold***