



# GEORGIA TECH BASKETBALL 2021-22

ACC Champions 1985, 1990, 1993, 2021 • Final Four 1990, 2004 • 17 NCAA Tournament appearances

## 2021-22 Schedule/Results

Date	Opponent	TV	Time
O31	MOREHOUSE (exh)	--	W, 89-52
N9	MIAMI, OHIO	ACCNX	L, 69-72
N12	STETSON	ACCNX	W, 77-52
N15	LAMAR	ACCNX	W, 75-66
N19	at Georgia	SECN	W, 88-78
N22	CHARLESTON SOUTHERN	ACCN	W, 85-70
N26	GEORGIA SOUTHERN	RSN	W, 61-59
D1	WISCONSIN* (23/21)	ESPN2	L, 66-70
D5	NORTH CAROLINA (rv)	ESPN2	L, 62-79
D11	vs. LSU# (25/24)	ESPN2	L, 53-69
D18	vs. Southern Cal+ (10/9)	Pac12	L, 53-67
D21	GEORGIA STATE	RSN	W, 72-62 (ot)
D23	ALABAMA A&M	ACCN	cancelled
D29	at Syracuse	RSN	postponed
J2	LOUISVILLE	ESPN2	L, 64-67
J4	at Duke (2/2)	ACCN	L, 57-69
J8	NOTRE DAME	ACCN	L, 68-72 (ot)
J12	at Boston College	RSN	W, 81-76
J15	at North Carolina (rv)	ACCN	L, 65-88
J19	WAKE FOREST	ESPN2	L, 64-80
J23	CLAYTON STATE	ACCNX	W, 103-53
J26	FLORIDA STATE (rv)	ACCN	W, 75-61
J29	MIAMI (rv)	RSN	L, 62-73
F2	at Virginia Tech	ACCN	L, 66-81
F5	CLEMSON	RSN	W, 69-64
F9	at Miami (rv)	RSN	L, 70-79
F12	at Virginia	ESPN2	L, 53-63
F15	NC STATE	ACCN	L, 61-76
F19	at Pittsburgh	ACCN	W, 68-62
F21	at Syracuse	RSN	L, 73-74 (ot)
F23	VIRGINIA TECH	ACCN	L, 58-62
F26	at Notre Dame (rv)	ACCN	L, 56-90
M2	at Clemson	ACCN	L, 65-68
M5	BOSTON COLLEGE	RSN	W, 82-78 (ot)
M8	vs. Louisville%	ACCN	L, 74-84

\*Big Ten/ACC Challenge; #Holiday Hoopsgiving (State Farm Arena, Atlanta, Ga.); +Jerry Colangelo Classic (Phoenix, Ariz.); %ACC Tournament (Brooklyn, N.Y.)

All times Eastern; home games in ALL CAPS

(AP/USA) - rankings in AP/coaches polls at time of game, current rankings for upcoming games (rv=receiving votes)

## RADIO: Georgia Tech Sports Network by Legends Sports

Announcers	Andy Demetra, Randy Waters
Engineer	Miller Pope
Flagship station in Atlanta	680 AM, 93.7 FM
Satellite Radio	XM 371, SiriusXM app 371
Online	GT Gameday App, Ramblinwreck.com
Tuneln	buzz.gt/LiveTuneln

## COMMUNICATIONS

GTMBB contact	Mike Stamus
Phone	404-894-5445 (ofc), 404-218-9723 (cell)
E-mail	mstamus@athletics.gatech.edu

## SOCIAL MEDIA: #TogetherWeSwarm

Official Twitter	@GTMBB / @GTJoshPastner
Facebook	gtmensbasketball
Instagram	gtmensbasketball

## GEORGIA TECH (12-20, 5-15 ACC) FINAL 2021-22 SEASON SUMMARY

### Tech Season Ends in ACC Tournament

Georgia Tech finished off its sixth season under head coach Josh Pastner with an 84-74 loss to Louisville in the first round of the Atlantic Coast Conference Tournament at the Barclays Center in Brooklyn, N.Y.

Tech (12-20 overall, 5-15 ACC) finished in 14th place in the ACC regular season standings, one year after winning the fourth conference title in program history.

### Devoe Honored Twice

Michael Devoe was named a third-team All-Atlantic Coast Conference player this season and also was named the 2022 Georgia Men's College Player of the Year by the Atlanta Tipoff Club.

The 6-5 senior is the third Tech player to receive the honor in the last two seasons. Former Yellow Jacket teammates Jose Alvarado and Moses Wright, with whom he helped Tech win the 2021 ACC Championship, shared the honor last year.

Despite constantly facing defenses designed to shut him down, Devoe finished the 2021-22 season third in the conference in scoring at 17.9 points per game. He also ranked fourth in three-point field goal percentage (36.5 pct.), 10th in three-point field goals made (2.26 per game), 15th in field goal percentage (46.2 percent), 11th in free throw percentage (73.3

### GEORGIA TECH YELLOW JACKETS

Rankings (AP/coaches/KenPom/NET)	nr   nr   156   157
Record breakdown	9-9 home   3-8 road   0-3 neutral
Head coach	Josh Pastner (Arizona, 1997)
Career record/at GT	261-169! (13th yr)   94-96! (6th yr)
Pastner in ACC Tournament	2-4

! On-court record - 22 wins and 1 loss vacated by NCAA Committee on Infractions

## ROSTER AT-A-GLANCE (#indicates last-game starter, \*5th-yr senior)

<b>30</b>	Coleman Boyd..... G ..... 6-1 ..... 173..... Jr..... Smyrna, Ga. ....0.0 ppg.....0.0 rpg > Non-scholarship player 3rd year at Tech, played in 7 games career
<b>10</b>	Dallan "Deebo" Coleman... G ..... 6-6 ..... 215..... Fr..... Memphis, Tenn. ....6.2 ppg.....1.9 rpg > Tech's 5th-leading scorer, 23.7 mpg, 5 starts; 41.3% 3pt FG, 36% ACC games; 23-of-56 over final 16 games
<b>33</b>	Brayden Daniels..... G ..... 6-4 ..... 170..... Fr..... Louisville, Ky.....0.0 ppg.....0.0 rpg > Non-scholarship player, 1st year at Tech
<b>0</b>	Michael Devoe# ..... G ..... 6-5 ..... 193..... Sr..... Orlando, Fla.....17.9 ppg.....3.1 apg > 3rd-team All-ACC; ACC's 3rd-leading scorer; 13 games over 20 pts
<b>2</b>	Saba Gigiberia..... C/F ..... 7-1 ..... 248..... So..... Tbilisi, Georgia .....2.5 ppg.....2.3 rpg > Played in 15 games, 8.3 mpg this season; played 14+ min vs. DU, UNC, WF; 18 total points, 11 total rebs
<b>43</b>	Jermontae Hill..... G ..... 6-6 ..... 198..... Fr..... Atlanta, Ga .....dnp.....dnp > Non-scholarship player, 1st year at Tech, redshirting
<b>24</b>	Rodney Howard#..... C/F ..... 6-10 ..... 246..... Jr..... Ypsilanti, Mich.....6.5 ppg.....5.1 rpg > Started 25 games/13 ACC (missed 5 games with ankle inj); 10.2 ppg, 63.5% FG, 6.3 rpg over final 9 games
<b>35</b>	Jehloni James..... F ..... 6-6 ..... 192..... Jr..... Sugar Hill, Ga. ....dnp.....dnp > Non-scholarship forward in his 3rd year with the program, played in 5 games career
<b>13</b>	Miles Kelly ..... G ..... 6-5 ..... 171..... Fr..... Stone Mountain, Ga. ....4.5 ppg.....1.4 rpg > Played in all but one game (started ACCCT game vs. LOU); 16 pts vs. BC, 19 vs. LOU (6-9 3pt FG) to finish season
<b>11</b>	Tristan Maxwell..... G ..... 6-2 ..... 209..... So..... Huntersville, N.C.....6.4 ppg.....1.6 rpg > Played 5 games; career-high 22 points at BC (7-11 3pt)
<b>23</b>	Jordan Meka..... C/F ..... 6-8 ..... 225..... So..... Yaoundé, Cameroon.....0.8 ppg.....2.9 rpg > Played double-digit minutes in 8 games (6 vs. ACC teams); 3.0 rpg, 9 blocks in ACC games
<b>14</b>	Jalon Moore..... F ..... 6-6 ..... 211..... Fr..... Birmingham, Ala.....2.8 ppg.....1.9 rpg > Played in 13 games (9 ACC games), played double-digit minutes in 4 of last 5 games
<b>12</b>	Khalid Moore#..... F ..... 6-7 ..... 208..... Sr..... Briarwood, N.Y.....5.2 ppg.....3.4 rpg > Started 31 games, 62 career; averaging 5.1 ppg, 2.8 rpg, 39% FG in ACC games
<b>3</b>	Bubba Parham ..... G ..... 5-10 ..... 161..... Sr.*..... Snellville, Ga.....0.0 ppg.....1.0 apg > Played 2 games after pre-season knee surgery, unable to play after Duke game Jan. 4)
<b>5</b>	Deivon Smith ..... G ..... 6-1 ..... 172..... So..... Loganville, Ga.....5.7 ppg.....2.0 apg > Backup PG started 5 games; 5.6 ppg, 51.7% 2pt FG vs. ACC; missed final 6 games - concussion protocol
<b>1</b>	Kyle Sturdivant#..... G ..... 6-2 ..... 197..... Jr..... Norcross, Ga.....7.6 ppg.....2.3 apg > Started 28 games (25.2 mog), Tech's No. 3 scorer; 8.0 ppg, 2.4 apg, 47:21 ATO ratio vs. ACC
<b>4</b>	Jordan Usher# ..... G/F ..... 6-7 ..... 220..... Sr.*..... Canton, Ga. ....14.8 ppg.....6.5 rpg > Double-figures in 26 of 32 games, 6 double-doubles; 14.1 ppg, 6.1 rpg, 47% FG, 3.2 apg vs. ACC

# TECH NOTEBOOK

## Tech Team Statistics

Category	2021-22	ACC	NCAA
Scoring offense	68.6	11	237
Scoring defense	70.8	11	219
Scoring margin	-2.2	12	252
Field goal pct.	.441	10	171
Field goal pct. def.	.436	9	193
3-pt FG pct.	.353	7	90
3-pt FG per game	7.1	10	201
3-pt FG pct. def.	.315	1	66
3-pt FG allowed	7.1	-	-
Free throw pct.	.698	13	238
Free throws made	10.0	14	299
Free throws against	13.3	-	-
Rebound average	34.0	10	245
Rebound margin	-1.3	12	253
O-Reb per game	8.9	9	257
D-Reb per game	25.1	8	189
Assists per game	13.7	11	122
Assist/TO ratio	1.0	12	157
Turnover margin	+0.1	10	184
Turnovers per game	13.1	13	216
Turnovers forced	13.2	3	131
Blocks per game	2.6	12	262
Steals per game	7.8	3	66
Personal fouls per game	18.0	15	276

*Rankings through games of April 4*

## Games Started

Player	Consec.	2021-22	Career	Conf.
Deebo Coleman	-	4	4	3
Michael Devoe	25	29	106	74
Saba Gigiberia	-	1	1	1
Rodney Howard	7	24	27	13
Miles Kelly	-	-	-	-
Tristan Maxwell	-	-	-	-
Jordan Meka	-	4	4	4
Jalon Moore	-	-	-	-
Khalid Moore	1	30	63	37
Bubba Parham	-	-	82	46
Deivon Smith	-	5	13	6
Kyle Sturdivant	19	27	27	20
Jordan Usher	80	31	84	56

*\*includes starts at previous school*

*Career ACC includes ACC Tournament starts*

## Non-Conference Breakdown

Team	Conf.	Record	Conf.	KP	NET
Charleston So.	Big South	6-25	1-15	347	347
Clayton State	Div. II	8-20	3-15	--	--
Georgia	SEC	6-26	1-17	219	223
Georgia Southern Sun Belt		13-16	5-11	253	248
Georgia State	Sun Belt	18-11	9-5	150	158
Lamar	WAC	2-27	0-18	350	354
LSU	SEC	22-12	9-9	21	20
Miami (Ohio)	MAC	14-18	8-12	266	256
Southern Cal	Pac-12	26-8	14-6	47	40
Stetson	A-Sun	11-19	5-11	304	305
Wisconsin	Big Ten	25-8	15-5	37	25
<b>GT strength of schedule rank</b>				<b>71</b>	<b>68</b>
<b>GT NC strength of schedule rank</b>				<b>320</b>	<b>235</b>
<b>vs. Quad 1: 0-11</b>		<b>vs. Quad 2: 0-5</b>			
<b>vs. Quad 3: 7-3</b>		<b>vs. Quad 4: 4-1</b>			

*KP - KenPom.com, NET - NCAA NET rankings*

*Rankings through games of April 4*

percent) and eighth in minutes (34.54 per game).

The Orlando, Fla., native scored more than 30 points three times this season, including his career-high of 37 in the Yellow Jackets' victory over Georgia in November, 33 in a close loss to Wisconsin, and 30 against Virginia Tech. He scored 20 or more points on 10 other occasions was a consistent force offensively, reaching double figures in 27 of the 31 games he played.

Improved as an all-around player, Devoe also has established career bests for rebound average (4.9 per game), while leading the Jackets in assists and ranking second in steals (1.4 per game). Only nine Division I players achieved Devoe's averages in points, rebounds, assists and steals this season.

This season, Devoe jumped from 36th place to 12th on Georgia Tech's career chart for points, finishing his career with 1,704, while also moving up to seventh in three-point field goals (223), 12th in assists (361) and 11th in steals (153).

Devoe was named the Most Valuable Player of last year's ACC Tournament, when Tech won its first title in 28 years, and earned honorable mention on All-ACC voting in 2020 and 2021.

He is on track to graduate with his bachelor's degree in business administration in May.

## The Opening Tip

- **Dynamic duo** - Georgia Tech seniors Michael Devoe and Jordan Usher accounted for 46.8 percent of the Yellow Jackets' scoring this season, and as the top two assist purveyors on the team, had a hand in 69.4 percent of Tech's field goals made. Those numbers for ACC games were similar (46.0, 70.4). In Tech's 12 wins, however, they accounted for just 43.4 percent of the Jackets' points; in Tech's five ACC wins: 42.1 percent.

- **Grand theft basketball** - The Jackets ranked No. 2 in the ACC in forcing turnovers against conference opponents (13.30 per game) and were No. 2 in steals (8.05). Tech's last 15 ACC foes (beginning Jan. 19 vs. Wake Forest) coughed it up 197 times (13.13 per game), 128 of them takeaways for Tech (8.53 per game).

- **Ten lineups** - Tech utilized 10 different starting lineups in 2021-22, and no Yellow Jacket started all 32 games. Tech's most frequent lineup has been the original one (Michael Devoe and Kyle Sturdivant at the guards, Jordan Usher and Khalid Moore at the forwards, Rodney Howard at center), which the Jackets used 18 times.

- **Coming up short** - Tech lost seven games by five points or fewer in 2021-22, five of them in conference play. Tech lost five other games against ACC foes (including Louisville in the ACC Tournament) by 10 points or fewer.

- **Climbing the ladder** - In Tech's last seven games, Michael Devoe passed Georgia Tech legends John Salley (1,587 from 1982-86), Bruce Dalrymple (1,588 from 1983-87), B.J. Elder (1,616 from 2001-05), Roger Kaiser (1,628 from 1958-61) and Tony Akins (1,658 from 1998-2002) on the program's career scoring chart, reaching 12th place with 1,704 points.

- **House of Usher** - Jordan Usher finished the season ranked 15th in the ACC in scoring average, 13th in rebound average, 12th in field goal percentage and 12th in steals. In ACC games, the 6-7 senior was 19th, 16th, 13th and 10th in those same categories. He was one of only five Division I players to average at least 14.8 points, 6.5 rebounds, 2.7 assists and 1.4 steals.

- **Three over a thousand** - Jordan Usher cleared the 1,000-point milestone for his career Jan. 15 at North Carolina. He finished his college career with 1,237 points, 963 of them scored in a Tech uniform, giving Tech three 1,000-point scorers on its roster, including Michael Devoe (1,704) and Bubba Parham (1,452).

- **Rookies rising** - Tech's highly-regarded freshman class scored 100 points combined over Tech's last six games and totaled 340 minutes on the floor, their most extensive time as a group during the 2021-22 season. Deebo Coleman

# TECH NOTEBOOK

## Just Georgia Tech, please...

*The Georgia Institute of Technology is the official title, but Georgia Tech will work fine, or just Tech (unless you're in Virginia or Texas). We would appreciate it if you would use our name in those ways. Georgia Tech University is incorrect. Thank you.*

## Georgia Tech Quick Facts

<b>Official Name:</b> Georgia Institute of Technology
<b>Location:</b> Atlanta, Ga.
<b>Enrollment:</b> 43,859
<b>Founded:</b> 1885
<b>Colors:</b> Old Gold and White
<b>Nickname:</b> Yellow Jackets, Ramblin' Wreck
<b>Mascot:</b> Buzz (Yellow Jacket)
<b>Fight Songs:</b> Ramblin' Wreck, White and Gold
<b>Conference:</b> Atlantic Coast (ACC)
<b>Home Arena:</b> McCamish Pavilion (capacity 8,600)
<b>President:</b> Dr. Angel Cabrera
<b>Director of Athletics:</b> Todd Stansbury
<b>Faculty Rep. for Athletics:</b> Dr. Baratunde Cola
<b>Head Coach:</b> Josh Pastner (Arizona, 1997)
<b>Record at Tech:</b> 94-96 ! (6th season)
<b>Overall:</b> 261-169 ! (13th season)
<b>ACC Regular Season:</b> 47-64 !
<b>ACC Tournament:</b> 2-4
<b>NCAA Tournament:</b> 2-5
<b>Associate Head Coach:</b> Eric Reveno (Stanford, 1989), 5th season
<b>Assistant Coach:</b> Julian Swartz (Carroll College, 2005), 5th season
<b>Assistant Coach:</b> Anthony Wilkins (Kent State, 2013), 3rd season
<b>Assoc. Dir. of Player Personnel:</b> B.J. Elder (Georgia Tech, 2014)
<b>Director of Operations:</b> Tyler Benson (St. Bonaventure, 2009)
<b>Director of Scouting:</b> Hayden Sheridan (Arizona, 2016)
<b>Player Development Coach:</b> Eddie Dimas (Grand Canyon, 2015)
<b>Athletic Trainer:</b> Richard Stewart (Salisbury, 2005)
<i>! On-court record (Georgia Tech had 22 wins and one loss during the 2016-17 and 2017-18 seasons vacated by the NCAA's Committee on Infractions.)</i>

## Basketball History

<b>107th season:</b> 1st game, Feb. 17, 1906 vs. Auburn
<b>All-time Record:</b> 1,422-1,287 !
<b>Winning/Losing/500 Seasons:</b> 55 / 48 / 4
<b>NCAA Appearances (17):</b> 23-17 record
1960, 1985, 1986, 1987, 1988, 1989, 1990, 1991, 1992, 1993, 1996, 2001, 2004, 2005, 2007, 2010
<b>Final Fours (2):</b> 1990, 2004
<b>NIT Appearances (8):</b> 10-8 record
1970, 1971, 1984, 1994, 1998, 1999, 2003, 2016
<b>ACC Championships (4):</b> 1985, 1990, 1993, 2021
<b>ACC Regular-Season Titles (2):</b> 1985 (tie), 1996
<b>ACC Regular-Season Record (43rd season):</b> 281-406 !
<b>ACC Tournament Record:</b> 28-38
<b>SEC Championships (1):</b> 1938
<b>SEC Regular-Season Titles (1):</b> 1937
<b>SEC Regular-Season Record (1932-64):</b> 201-207
<b>Metro Conference Regular-Season Record (1975-78):</b> 9-10
<b>Metro Conference Tournament Record:</b> 4-3
<b>Record at McCamish Pavilion:</b> 112-62 ! (10th season)
<b>Record at Alexander Memorial Coliseum:</b> 556-194 (55 seasons, 1956-2011)
<b>Record at State Farm Arena:</b> 8-12
<b>Record at Gwinnett Arena:</b> 4-1
<b>Record at Georgia Dome:</b> 9-5
<b>All-Time Head Coaches:</b> 14
<b>ACC Head Coaches:</b> 5
<b>All-America Selections:</b> 14 (12 players)
<b>Consensus All-Americans:</b> 2
<b>First-Team All-Americans:</b> 5
<b>National Players of the Year:</b> 1
<b>All-ACC Selections:</b> 57 times (34 players)
<b>ACC Players of the Year:</b> 2
<b>ACC Rookies of the Year:</b> 11
<b>ACC Coaches of the Year:</b> 5 (3 coaches)
<b>ACC Tournament MVPs:</b> 4
<b>ACC All-Freshman Team:</b> 15

averaged 24 minutes per game in ACC play, while Miles Kelly averaged 23 minutes in the last six games and Jalon Moore 13.6.

- **Three-bo** - Kick-started by a strong game against Clayton State on Jan. 23, Tech freshman Deebo Coleman has hit 22 of 55 shots (40 percent) from three-point range over Tech's last 15 games. That included a 0-for-6 game at Notre Dame. He made more three-point field goals this season (43) than Michael Devoe made as a freshman (42).

- **Rad Rodney** - Center Rodney Howard put together his best basketball over the final stretch, scoring in double digits in six of Tech's last nine games and posting a pair of double-doubles. He averaged 10.2 points (40-of-63, 63.5 pct. from the floor) and 6.3 rebounds, with 15 assists and five blocks.

- **Sturdy Sturdivant** - Kyle Sturdivant posted a 49:18 assist/turnover ratio over Tech's last 19 games and played nine of those games without committing a turnover. The junior guard also posted six double-digit scoring efforts over that stretch.

- **Homecoming** - Senior Khalid Moore finished his Tech career with a virtual home game, having grown up in the Briarwood area of Queens, N.Y., just 13 miles from where he played his final game as a Yellow Jacket in the ACC Tournament. The 6-7 forward attended Archbishop Molloy High School, as did former Yellow Jacket All-American Kenny Anderson.

- **Back to Barclays** - Georgia Tech is 2-5 all-time in the Barclays Center, including opening round losses in the ACC Tournament to Pittsburgh (2017), Boston College (2018) and Louisville (2021). Tech split a pair of games in the home of the Brooklyn Nets in the 2013 Barclays Center Classic and the 2015 NIT Pre-Season Tipoff.

## Buzz Bytes

- **Winning numbers** - In Tech's 12 wins this season, the Yellow Jackets connected on 49.6 percent of their field goal attempts and 43.7 percent of their three-point tries. Tech also assisted on 59.8 percent of its field goals.

- **No freebies** - Tech attempted 106 fewer free throws than its opponents in 21 games against ACC teams this season was outscored at the stripe by 4.6 per game (Tech was called for 81 more fouls over 21 games). Even in the Yellow Jackets' five ACC wins, they attempted six fewer free throws than their foes and scored six fewer point at the stripe, while being called for 19 more fouls.

- **Foul play** - Tech committed more fouls than its opponent in 23 of 32 games this season (71.9 percent of the time). In Josh Pastner's first five seasons, the Jackets did so in 65 of 157 games (41.4 percent of the time).

- **Breaking fast** - Tech ranks No. 3 in the ACC in average tempo (68.1 possessions) and No. 5 average offensive possession length (17.4 seconds), No. 7 in average defensive possession length (17.8), according to KenPom.com.

- **Michael Devoe** started 106 games in his Tech career ... Scored 30 or more points three times, 20 or more points 13 times, 10 or more 27 times ... Made four or more three-point field goals in nine games ... Had five or more assists in seven games (Tech is 7-0 in those games) ... Had a 52:33 assist/turnover ratio in Tech's wins, 49:51 in the Jackets' losses.

- **Kyle Sturdivant** had a 49:18 assist/turnover ratio over the Jackets' last 19 games, nine of those games with no turnovers ... Last 12 games: 8.3 ppg, 3.1 rpg, 2.6 apg.

- **Jordan Usher** scored 30 points twice this season (Georgia State, Boston College), 20 or more points five times, 10 or more points 26 times ... Grabbed 10 or more rebounds in seven games ... Twice scored 10 or more points, grabbed eight rebounds, had five assists and four-plus steals this season - vs. Florida State and Pitt, both Tech wins.

- **Rodney Howard** averaged 30.2 minutes over his last nine games ... Had averaged just 14.4 in the first seven Tech games after he returned from his ankle injury, reaching 30 minutes just once, and playing only 10 total minutes in the two games just prior to that final nine-game stretch.

- **Deivon Smith** missed Tech's last six games under

## Georgia Tech By the Numbers

1	SEC Championships
1	NCAA Post-Graduate Scholar
1	Naismith Award winner
2	Final Four appearances
2	ACC regular-season titles
2	ACC Players of the Year
2	National Freshmen of the Year
3	Years a Member of the Metro Conference
4	ACC Championships
5	First-team All-America players
6	Jersey numbers retired
6	Academic All-Americans
7	NCAA Sweet 16 appearances
8	Wins over teams ranked No. 1
8	NBA lottery picks
12	ACC Rookie of the Year honorees
14	Head coaches in program history
17	NCAA Tournament berths
19	NBA first-round draft picks
25	Total postseason berths (NCAA and NIT)
32	Years a Member of the SEC
42	Years a Member of the ACC
47	Players taken in the NBA Draft
49	Players selected All-ACC
228	Weeks ranked in either AP or Coaches Poll

concussion protocol after a fall late in the Pittsburgh game.

- **Deebo Coleman** has only 21 turnovers in more than 734 minutes this season, the lowest rate among the Jackets ... Did not commit a turnover in 15 games this season ... Went 43-of-104 from three-point range (Michael Devoe was 42-of-107 as a freshman in 32 games) ... Averaged 8.0 points (52.4% FG, 55.3% 3pt FG) in Tech's 12 wins.

- **Miles Kelly** went 21-of-45 (46.7 pct.) from three-point range in his last 12 games. He was 5-for-30 for the season prior to the Clayton State game on Jan. 23.

## Pastner's Key Metrics

- **Assists to made field goals:** The Jackets assisted on 53.2 percent of their field goals this season, including 53.1 percent in ACC games. Its nightly goal is to assist on 60 percent of its made field goals, which Tech met 10 times this season.

- **Free throws made to opponents' attempts:** Tech's goal each night is to make more free throws than the opponent attempts, which the Jackets did five times this season. Tech was last in the ACC in foul differential (minus-81) and free throw disparity (minus-106) in games against conference teams, and were outscored from the free throw line by 4.6 points per game in conference play.

- **Turnovers:** Tech won the turnover battle in 18 of 32 games this season (one tie), including 12 of the last 19. Tech won the turnover battle in 21 of 26 games in 2020-21. Target each night is to commit 11 or fewer, which Tech met 14 times this season (14 times last season). Under Pastner, when Tech has committed fewer turnovers than its opponent, it is 48-35. When it has committed more, it is 42-52.

- **Guard rebounding:** Tech's perimeter players grabbed 618 of 804 defensive rebounds (76.9 percent) for the season. By position, according to KenPom.com, Tech's point guards ranked No. 33 nationally in percentage of defensive rebounds taken, and its shooting guards were No. 45.

## High-Quality Senior Class

Four Georgia Tech seniors got an victory in their final home game at McCamish Pavilion against Boston College - guard **Michael Devoe** (Orlando, Fla.), wing **Jordan Usher**



## TECH NOTEBOOK

## Tech's Record

	2021-22	CJP
At home	9-9	69-35
On the road	3-8	20-48
At neutral sites	0-3	5-10
Vs. top-10 opponents	0-2	3-16
Vs. top-25 opponents	0-4	11-30
Vs. teams over .500	6-16	56-81
Vs. teams under .500	4-3	30-9
Vs. teams at .500	2-1	7-5
While in the top 25	0-0	0-0

In November	5-1	19-9
In December	1-4	20-21
In January	3-6	23-25
In February	2-7	17-32
In March/April	1-2	15-8

Wearing white uniforms	7-9	64-35
Wearing gold uniforms	4-4	19-31
Wearing navy uniforms	1-7	12-26
Wearing black uniforms	0-0	0-0

Game is decided by 5 pts./fewer or OT	5-7	25-26
Game is decided by 10/fewer or OT	8-9	46-49

Leading at the half	10-5	70-22
Trailing at the half	2-12	22-70
Tied at the half	0-3	2-3
Leading with 5:00 to play	10-3	81-9
Trailing with 5:00 to play	2-17	10-84
Tied with 5:00 to play	0-0	2-3
In overtime games	0-1	4-4
After a bye in the ACC schedule	1-0	3-3

Tech scores 100 or more points	0-0	0-1
Tech scores 70 or more points	9-3	67-18
Tech scores fewer than 70 points	3-17	28-77
Opponent scores 100 or more points	0-0	0-2
Opponent scores 70 or more	4-13	19-58
Opponent scores fewer than 70	8-7	77-35
Opponent scores fewer than 50	0-0	4-0

Tech shoots 50 pct. or better	6-0	38-9
Opponent shoots 50 pct. or better	1-5	6-19
Opponent shoots under 40 pct.	3-6	54-21
Tech has a higher FG% than opponent	11-5	87-25
Tech has a lower FG% than opponent	1-13	4-65
FG percentage is even	0-0	0-2

Tech has more 3-point FGs	10-5	38-23
Tech has fewer 3-point FGs	1-13	43-60
3-point FGs are even	1-2	13-10

Tech attempts more FT than opponent	4-3	64-24
Tech attempts fewer FT than opponent	6-16	24-65
Free throw attempts are even	2-1	6-6

Tech outrebounds opponent	7-7	49-27
Opponent outrebounds Tech	5-13	39-68
Rebounds are even	0-0	6-1

Tech has fewer turnovers than opponent	6-12	48-35
Tech has more turnovers than opponent	5-8	42-52
Turnovers are even	1-0	5-6
Tech has more assists than turnovers	8-7	62-30

Committing more fouls	8-16	27-62
Committing fewer fouls	3-3	59-24
Fouls are even	1-1	8-9

4/more Jackets score in double figures	4-1	44-18
A Jacket scores 20 or more	7-9	58-47
A Jacket scores 30 or more	3-2	7-5

Scoring more bench points	6-11	41-36
Scoring fewer bench points	6-8	51-52
Bench scoring is even	0-1	2-6

(Canton, Ga.), forward **Khalid Moore** (Briarwood, N.Y.) and guard **Bubba Parham** (Snellville, Ga.).

This group combined to play 13,055 minutes over 483 games (27 minutes per game) and score 4,903 points (10.2 per game).

Devoe, Usher and Parham finish their collegiate careers as 1,000-point scorers.

Senior	Games	Starts	Points
Michael Devoe	117	106	1,704
Khalid Moore	117	63	510
Bubba Parham	120	83	1,452
Jordan Usher	129	83	1,237

## Early in Their Development

Of the 12 scholarship players who saw rotation minutes for Georgia Tech this season, only seniors Michael Devoe, Jordan Usher and Khalid Moore had extensive experience entering the 2021-22 season.

The other nine came into the 2021-22 season having played a total of 123 college games covering 1,598 minutes (13 minutes per game). Seven of those players comprising the Yellow Jackets' freshman and sophomore classes, six of whom are seeing appreciable minutes, have a total of 87 career college games and 1,204 career minutes (13.8 per game) under their belts.

Season	Experience	Mins. Continuity	Bench Mins.
2020-21	#2	#10	#336
2021-22	#162	#149	#239

Source: KenPom.com

## ENTERING 2021-22 SEASON

Player	Games	Minutes	Note
Deebo Coleman	0	0	freshman
Saba Gigiberia	8	33	sophomore
Rodney Howard*	33	317	19 games at GT
Miles Kelly	0	0	freshman
Tristan Maxwell	1	8	soph., inj. in 2020-21
Jordan Meka	1	8	soph., inj. in 2020-21
Jalon Moore	0	0	freshman
Deivon Smith*	33	749	all at Mississippi St.
Kyle Sturdivant*	47	483	26 games at GT

\*transfer

## Program Trends

• **Less experienced** - According to KenPom.com, Tech ranked No. 162 in the nation in experience (average 1.99 years per player) and No. 149 in minutes continuity (52.3 percent), a measure of playing minutes from 2020-21 carrying over to 2021-22. The Jackets were No. 4 (2.54 years) and 10 (75.2), respectively, in those categories the year before.

• **Two fouls in the first half?** No problem. Georgia Tech ranked No. 6 in the nation in two-foul participation (57.9 pct.), a measure of percentage of available minutes played by players with two fouls. Tech had ranked No. 4 or higher in this category each of the previous four years, and was No. 1 in 2020 and 2021. Tech was far and away the leader among major conference teams - the closest power conference team to the Yellow Jackets is Texas Tech (44th nationally at 36.8 pct.).

• **Bench minutes** - Josh Pastner expanded his rotation in the 2021-22 season, but the Jackets still ranked No. 239 in minutes played by its reserves (28.4 percent). Tech utilized nine or more players in most games this season (10 or more in eight games), and nine regulars averaged better than 10 minutes per game in ACC games. The national average was 30.7 percent.

• **Size doesn't matter** - Georgia Tech played taller over the 2020-21 season in terms of average overall height, ranking No. 78 in the nation at 77.6 inches, according to KenPom.com. Tech ranked No. 256 in its ACC championship season (76.3 inches), taller than only three power conference teams (Arizona

## A Make-or-Miss Game

Georgia Tech's offensive rankings vs. the ACC under Josh Pastner (regular season only)

Year	PPG	FG Pct.	3pt FG Pct.
2021-22	66.0 (12)	.428 (10)	.325 (11)
2020-21	71.8 (6)	.482 (2)	.360 (3)
2019-20	69.9 (9)	.462 (2)	.341 (6)
2018-19	60.7 (15)	.426 (8)	.306 (12)
2017-18	63.6 (14)	.419 (12)	.312 (15)
2016-17	65.1 (14)	.434 (14)	.309 (15)

State, Georgia and Penn State), and taller than only seven teams that played in the NCAA Tournament field.

• Tech made great strides in its offensive efficiency under Josh Pastner in his first five seasons, ranking No. 22 nationally in 2020-21 at 113.7, easily its highest ranking under Pastner. The Jackets managed to exceed one point per possession in 22 of 26 games (Tech reached that benchmark 11 times in all of 2019-20). Tech scored over a point per possession in its final 10 games. The Jackets did so in just 11 of 32 games in 2021-22, and only against Boston College (twice), Florida State, Pittsburgh and Louisville in ACC play.

## Be Like Mike

Senior guard Michael Devoe, the highest-rated high school prospect Georgia Tech has recruited under Josh Pastner until last fall, steadily improved over the course of his career, from a high-scoring guard to a standout all-around player, making the All-ACC third team in 2021-22 after earning honorable mention the prior two years.

• Tech's top returning scorer from an ACC Championship unit, the Orlando, Fla., native expanded his game and currently carried career bests in scoring average (17.9 ppg), rebound average (4.9 rpg) and assists (3.1 per game), while connecting on 46.2 percent of his shots from the floor, 36.5 percent from three-point range and 73.3 from the foul line.

• Only nine players in Division I matched or exceeded his averages in scoring, rebounding, assists and steals in 2021-22.

• The 6-5 senior led the ACC in scoring until after his 13-point game at Boston College Jan. 12, then held steady at the No. 3 position in the rankings behind Buddy Boeheim of Syracuse (19.16) and Alondes Williams of Wake Forest (18.54 ppg). He also was No. 4 in three-point percentage, and No. 10 in three-pointers per game (2.26).

• For his career, Devoe connected on 39.3 percent of his three-point tries, and hit 38.8 percent in ACC games.

• After beginning the season No. 36 in career points at Tech, the 6-5 guard finished his career No. 12 on Tech's all-time list with 1,704 points. He reached No. 6 in career three-point field goals (223), 13th in assists (361) and 11th in steals (153).

• Left off the three All-ACC teams in 2021, he came up big for the Jackets in the ACC Tournament, scoring 13 points against Miami and 20 against Florida State in the championship game to earn tournament Outstanding Player honors.

• In the off-season, Devoe worked hard on improving his agility and athleticism so his defense would improve, and he spent a lot of time in the spring and summer working with **Tech track and field coach Nat Page**, who has coached several Olympians in sprints, hurdles and jumps.

## Climbing the Ladder

Michael Devoe passed five Georgia Tech legends on its career scoring chart in Tech's last six games - John Salley (1,587 from 1982-86), Bruce Dalrymple (1,588 from 1983-87), B.J. Elder (1,616 from 2001-05), Roger Kaiser (1,628 from 1958-61) and Tony Akins (1,658 from 1998-2002), reaching 12th place on the Yellow Jackets' all-time scoring chart with 1,704 points.

After beginning the season No. 36 in career points at

# TECH NOTEBOOK

## Tech Highs and Lows Under Josh Pastner

Longest winning streak: 8 games (2020-21)
Longest ACC winning streak: 8 games (2020-21)
Longest ACC home winning streak: 11 games (last 6 home games of 2019-20, first 5 of 2020-21, program record)
Longest losing streak: 7 games (2017-18, 2018-19)
Longest ACC losing streak: 7 games (2017-18, 2018-19)
Most points scored in a game: 120 vs. Georgia State (4ot), 11/25/20
Most points scored in a game (regulation): 103 vs. Clayton State, 1/23/2022
Most points scored - ACC game: 96 at North Carolina, 1/4/2020
Fewest points scored in a game: 42 vs. Clemson, 2/6/2019
Fewest points scored - ACC game: 42 vs. Clemson, 2/6/2019
Most points allowed in a game: 123 vs. Georgia State (4ot), 11/25/2020
Most points allowed in a game (regulation): 110 at Duke, 1/4/2017
Most points allowed - ACC game: 110 at Duke, 1/4/2017
Fewest points allowed in a game: 40 vs. Florida A&M, 12/9/2018
Fewest points allowed - ACC game: 51 vs. Syracuse, 1/31/2018
Largest margin of victory: 50 vs. Clayton State (103-53), 1/23/2022
Largest margin of victory - ACC game: 27 at Miami (87-60), 2/20/2021
Largest margin of victory - road game: 27 at Miami (87-60), 2/20/2021
Largest margin of victory - ACC road game: 27 at Miami (87-60), 2/20/2021 (program record)
Largest losing margin: 53 (110-57) at Duke, 1/4/2017
Largest losing margin at home: 34 (97-63) vs. Syracuse, 12/18/2019
Largest losing margin - ACC game: 53 at Duke, 1/4/2017
Most points allowed in a win: 83 at North Carolina (96-83), 1/4/2020
Most points scored in a loss: 120 vs. Georgia State (4 ot), 11/25/2020
Most points scored in a loss (regulation): 81 vs. Wright State, 12/22/2017
Fewest points scored in a win: 52 vs. Northwestern (52-51), 11/28/2017
Fewest points allowed in a loss: 52 vs. Virginia Tech (52-49), 1/9/2019
Largest deficit overcome to win a game: 17 vs. Notre Dame (1stH-6:47), 2/6/2021
Largest 2nd-half deficit overcome to win a game: 10 vs. Georgia Southern (19:42), 11/26/2021
Largest deficit overcome to win a road game: 15 (4:01-1st) at NC State, 11/5/2019
Largest lead given up in a loss: 16 (15:06-2nd half) vs. St. John's, 12/1/2018
Largest 2nd-half lead given up in a loss: 16 (15:06-2nd half) vs. St. John's, 12/1/2018
Highest FG pct.: 60.7 (34-56) at Georgia, 11/19/2021
Highest FG pct. - ACC game: 59.5 (25-42) at Syracuse, 1/12/2019
Lowest FG pct.: 27.1 (16-59) vs. Florida State, 2/16/2019
Lowest FG pct. - ACC game: 27.1 (16-59) vs. Florida State, 2/16/2019
Highest 3-pt pct.: 62.5 (10-16) at NC State, 1/15/2017; (15-24) vs. Clayton State, 1/23/2022
Highest 3-pt pct. - ACC game: 62.5 (10-16) at NC State, 1/15/2017
Most 3-pt FG: 16 vs. Clemson, 1/20/2021
Most 3-pt FG - ACC game: 16 vs. Clemson, 1/20/2021
Lowest 3-pt pct.: 10.0 (1-10) vs. Miami, 1/3/18, (1-10) vs. Louisville, 1/19/2019
Lowest 3-pt pct. - ACC game: 10.0 (1-10) vs. Miami, 1/3/2018, (1-10) vs. Louisville, 1/19/2019
Highest FG pct. allowed: 59.3 (32-54) at Florida State, 1/24/2018; (32-54) Notre Dame, 2/6/2021
Highest FG pct. allowed - ACC game: 59.3 (32-54) at Florida State, 1/24/2018; (32-54) Notre Dame, 2/6/2021
Lowest FG pct. allowed: 21.6 (16-74) vs. Elon, 11/11/2019
Lowest FG pct. allowed - ACC game: 28.2 (20-71) vs. Florida State, 1/25/2017
Highest 3-pt pct. allowed: 60.0 (12-20) at Louisville, 2/8/2018
Highest 3-pt pct. allowed - ACC game: 60.0 (12-20) at Louisville, 2/8/2018
Lowest 3-pt pct. allowed: 6.7 (1-15) at Hawaii'i, 11/25/2019
Lowest 3-pt pct. allowed - ACC game: 9.5 (2-21) vs. Duke, 1/26/2019
Highest FT pct.: 95.2 (20-21) vs. Coppin State, 12/27/2017
Highest FT pct. - ACC game: 91.3 (21-23) vs. Pittsburgh, 2/14/2021
Lowest FT pct.: 28.6 (2-7) vs. Notre Dame, 3/12/2019
Most free throws made: 41 vs. Georgia State, 11/25/2020
Most free throws attempted: 59 vs. Georgia State, 11/25/2020 (program record)
Fewest free throws made: 2 at Miami, 2/15/17; at Duke, 1/26/2019; vs. Notre Dame, 3/12/2019; at Kentucky, 12/14/2019; Stetson, 11/12/2021
Most assists: 29 vs. Kennesaw State, 12/28/2018
Fewest assists: 5 at Georgia, 12/19/17, at Tennessee, 11/13/2018, at Florida State, 2/2/2019, vs. Boise State, 12/22/2019; vs. USC, 12/18/2021
Most turnovers: 24 vs. Arkansas, 11/25/2019; Ball State, 12/18/2019; LSU, 12/11/2021
Fewest turnovers: 5 at Notre Dame, 2/1/2020
Most blocked shots: 16 vs. Southern, 11/14/2016 (Tech record)
Most steals: 15 vs. North Carolina, 12/31/2016; at Syracuse, 1/13/2019; vs. Kentucky, 12/6/2020; vs. Florida State, 3/13/2021

Tech, Devoe has also passed such Tech luminaries as Iman Shumpert, Drew Barry, Jarrett Jack, Michael Maddox, Tico Brown, Marvin Lewis, Anthony Morrow, Lenny Horton, former teammate Jose Alvarado and Kenny Anderson.

### DEVOE CAREER RANKINGS AT TECH

Category	Value	Rank
Points	1,704	12
3-pt field goals	223	6
3-pt FG attempts	568	8
3-pt FG percentage	.393	6
Field goals	594	14
Field goal attempts	1312	14
Assists	361	13
Steals	153	11
Minutes	3988	10
Minutes per game	34.1	11

### Call Me Ush

One of the most versatile players in the Atlantic Coast Conference, Jordan Usher was the unsung hero of Georgia Tech's run to the ACC title last season with his ability to contribute as a scorer, facilitator, rebounder, defender and leader.

- Taking advantage of his extra year of eligibility because of COVID-19, the Canton, Ga., native is having the best season of his career by averaging 14.8 points, 6.5 rebounds, 2.9 assists and 1.5 steals per game, all career-best averages. He ranked No. 15 in scoring, 13th in rebound average and No. 12 in field goal percentage (.478) in the ACC.

- Only five players in Division I matched or exceeded his averages in scoring, rebounding, assists and steals in 2021-22.

- The 6-7 guard/forward scored a career-best 30 points twice as a senior, against Georgia State and Boston College, and posted six double-doubles, including three against ACC teams in his career (16/14 vs. Notre Dame, 15/10 vs. Miami, 14/13 vs. Syracuse).

- He averaged 14.1 points in ACC games and leads the Jackets with 6.1 rebounds and 3.1 assists per game.

- Usher averaged 11.6 points per game last season, fourth on a team which included high scorers Moses Wright, Jose Alvarado and Michael Devoe. He shot 50 percent from the floor and was the Jackets' fourth-leading rebounder at 4.2 per game while averaging just under 30 minutes. He made the ACC all-tournament team after scoring 15 points each against Miami and Florida State.

- Usher scored in double digits in 30 of Tech's last 36 games, including 25 of 31 this season.

- Having started all but one game since he became a Jacket (80), Usher continued to demonstrate his versatility by ranking No. 2 on the team in assists and No. 1 in steals this season.

- Usher surpassed the 1,000-career-point milestone

Jan. 15 at North Carolina. He scored 963 of his 1,237 points in a Tech uniform.

### Big3

To replace ACC Player of the Year Moses Wright, Tech turned to a trio of big men in junior Rodney Howard along with sophomores Saba Gigiberia and Jordan Meka.

Howard won the starting job in the preseason and started Tech's first 11 games before being slowed by an ankle injury and missing five games. Howard returned to the court Jan. 19, but took several games to return to his early-season form, and played his best basketball of the season over Tech's last nine games (10.2 ppg, 6.3 rpg, 63.4 pct. FG).

Gigiberia (15 games played, 7.8 minutes per game) and Meka (14 games, 13.0 minutes per game) stepped up at various times to take up some spack in the post.

Gigiberia played 40 minutes over Tech's games against Duke, Notre Dame and North Carolina during Howard's absence, scoring 10 points with 11 rebounds, but has played a total of two seconds in Tech's last 10 games. Meka played 59 minutes, blocked six shots and grabbed 18 minutes over four games of Howard's absence. Meka played in eight games after Howard's return for a total of about 83 minutes. He played 27:17 in Tech's Feb. 5 win over Clemson and had five rebounds and three steals.

### Two-point (guard) conversion

Splitting the point guard duties nearly evenly so far this season in the wake of the departure of Jose Alvarado, Kyle Sturdivant and Deivon Smith have combined to average 11.9 points and 3.8 assists over 32 games, while compiling a 121:80 assist/turnover ratio. Sturdivant started 28 games, while Smith started five.

They both started and played together for much of Tech's win over Charleston Southern in the absence of Michael Devoe, and have played together on some other occasions. Smith missed the last six games of the season under concussion protocols.

Sturdivant averaged more than 32 minutes in each of Tech's last six games in Smith's absence. He had played 30 or more minutes only twice before that.

### Burning at Both Ends

Georgia Tech has lived and succeeded by playing excellent defense during its five-plus years under Josh Pastner, steadily become one of the better offensive teams in the ACC as well through its ACC Championship season of 2020-21.

The Yellow Jackets finished the 2021-22 season ranked No. 225 in offensive efficiency according to KenPom.com (100.4 points per 100 possessions), while ranking No. 195 in effective field goal percentage (49.6) and 130th in three-point percentage (34.3).

## Tech All-Time vs. the ACC

Opponent	Overall	in ACC	Tourney	In McCamish Pavilion	In Opponent Current Venue	Current Streak
Boston College	18-12	14-11	1-3	4-1	5-6	Won 4
Clemson	67-75	39-52	4-1	6-4	9-41	Lost 1
Duke	24-76	20-64	3-7	1-4	5-38	Lost 1
Florida State	32-44	22-30	1-2	3-3	9-17	Won 3
Louisville	14-25	1-9	0-1	1-4	0-4	Lost 3
Miami	12-16	10-15	1-1	2-4	4-7	Lost 2
North Carolina	27-71	25-57	5-4	1-5	5-26	Lost 2
NC State	43-58	35-44	3-3	2-4	6-11	Lost 1
Notre Dame	12-14	6-12	0-1	6-3	1-9	Lost 2
Pittsburgh	11-5	6-5	0-1	4-1	2-3	Won 3
Syracuse	7-8	5-5	--	4-2	2-5	Lost 1
Virginia	40-46	38-45	5-5	2-4	1-10	Lost 9
Virginia Tech	8-22	6-18	1-3	2-5	2-11	Lost 2
Wake Forest	46-41	45-39	0-4	6-1	10-20	Lost 1

## TECH NOTEBOOK

## The Last Time a Jacket...

## Scored 30 or more points:

Jordan Usher, 30 vs. Boston College, 3/5/2022

## Led Tech in scoring off the bench:

Deivon Smith, 16 vs. Clemson, 2/5/2022

## Grabbed 15 or more rebounds:

Moses Wright, 16 vs. Syracuse, 2/27/2021

## Had 10 or more assists:

Josh Heath, 10 vs. NC State, 1/15/2017

## Had a double-double:

Rodney Howard (19 pts/10 reb) and Jordan Usher (14 pts/13 reb) at Syracuse, 2/21/2022

## Played 40 minutes in regulation:

Michael Devoe vs. Wisconsin, 12/1/2021

## Played every minute of an overtime game:

Jose Alvarado (45 minutes/1 OT) vs. Duke, 3/2/2021

## Played every minute of a multiple-OT game:

Matt Harpring (50 minutes/2 OT) vs. North Carolina, 2/9/1998

## The Last Time the Jackets...

## Scored 100 or more points:

vs. Clayton State (103-53) on 1/23/2022

## Scored 100 or more points in regulation:

vs. Clayton State (103-53) on 1/23/2022

## Scored 100 or more points in consecutive games:

vs. Jackson State (100-70) on 11/13/2006, Georgia State (103-74) on 11/16/2006

## Scored 100 or more points twice in one season:

vs. Cornell (116-81), 11/13/2015, Green Bay (107-77) on 11/19/2015

## Allowed 100 or more points:

vs. Georgia State (120-123) on 11/25/2020

## Allowed 100 or more points in regulation:

vs. Duke (110-57) on 1/4/2017

## Shot 60 percent or better:

.607 (34-56) at Georgia, 11/19/2021

## Failed to make a three-point basket:

0-for-12 vs. Virginia, 1/22/2015

## Did not allow a three-point basket:

0-for-11 vs. Pittsburgh, 3/5/2016

## Failed to make a free throw:

0-for-6 vs. Duke, 1/7/2014

## Grabbed 50 or more rebounds:

52 at Syracuse, 2/21/2022

## Multiple players had a double-double:

Rodney Howard (19 pts/10 reb) and Jordan Usher (14 pts/13 reb) at Syracuse, 2/21/2022

## Multiple players had 10 or more rebounds:

Rodney Howard (10) and Jordan Usher (13) at Syracuse, 2/21/2022

## Had 25 or more assists:

26 vs. Syracuse, 2/27/2021

## Blocked 10 or more shots:

10 vs. Pittsburgh, 3/4/2020

## Had 15 or more steals:

15 vs. Florida State, 3/13/2021

## Had fewer than 10 turnovers:

7 at Notre Dame, 2/26/2022

## Had five or more players in double-figures in points:

Moses Wright (21), Bubba Parham (17), Kyle Sturdivant (15), Jordan Usher (12), Jose Alvarado (10) vs. Kentucky, 12/6/2020

## Had three or more players score 20 points:

Michael Devoe (22), Jordan Usher (21) and Moses Wright (21) vs. Clemson, 1/20/2021

## Had no player score 10+ points:

Virginia (57-28 loss), 1/22/2015

## Allowed no player to score 10+ points:

Hawaii (73-40 win), 12/25/2019

## Had no player play 30 minutes:

at Miami (87-60 win), 2/20/2021

## Won by 30 or more points:

Kennesaw State (87-57), 1/28/2018

## Won by 40 or more points:

Kentucky State (98-50), 1/30/2010

## Won by 50 or more points:

Clayton State (103-53), 1/23/2021

## Lost by 30 or more points:

at Notre Dame (90-56), 2/26/2022

## Played an overtime game:

Boston College (won 82-78), 3/5/2022

## Defeated a Top 10 team:

#5/5 Louisville (64-58), 2/12/2020

## Defeated a Top 25 team:

#15/13 Florida State (80-75), 3/13/2021

## Defeated a Top 10 team on the road:

#7/7 Syracuse (67-62), 3/4/2014

## Defeated a Top 25 team on the road:

#16/15 Virginia Tech (69-53), 2/23/2015

## Had a game postponed (subsequently rescheduled and played):

Syracuse, 12/29/2021 (COVID), played on 2/21/2022

## Had a game cancelled:

Alabama A&amp;M, 12/23/2021 (COVID)

Tech ranked No. 117 in tempo, its second highest ranking nationally under Josh Pastner, and was No. 3 in the ACC.

Tech finished 2020-21 with its highest offensive efficiency rating (113.7) and national ranking (22) under Pastner, and ranked No. 35 in effective field goal percentage (54.1) and No. 36 in lowest turnover percentage (16.1). The Jackets accomplished this relying more on the three-point shot than in any year prior (36.4 percent of their FGA were threes compared to 29.6 percent the year before).

Tech scored more than a point per possession in its final 10 games and 22 times altogether in 2020-21, and have done so in only nine of 30 games this season.

## 3-POINT RELIANCE UNDER PASTNER

Percentage of 3FA/FGA according to KenPom.com and percentage of points scored from 3-point FG

Year	3PA/FGA	Rank	%Points	Rank
2021-22	34.6	251	30.5	204
2020-21	36.4	202	29.6	205
2019-20	29.6	324	22.5	336
2018-19	33.4	303	25.3	326
2017-18	27.7	335	22.3	336
2016-17	24.6	349	20.1	345

## Wire-to-Wire

Though he has expanded his bench to reflect the growing level of talent within the program, head coach Josh Pastner typically employs a tight playing rotation when conference play rolls around, reminiscent of the way Bobby Cremins coached the Yellow Jackets over his 19 seasons.

Tech ranked No. 239 nationally in bench minutes (28.4 pct.), according to KenPom.com, up from 2020-21 season reflecting an expansion in the Jackets' rotation, consistently playing 8-to-10 players, with nine rotation players averaging more than 10 minutes per game in ACC play.

Also, Tech's bench contributed more points than that of its opponent in 18 of 32 games in 2021-22. The Jackets accomplished that just six times in 26 games the year before.

Tech still had ironmen on its roster, however. Michael Devoe (34.5 minutes per game) and Jordan Usher (31.6) both ranked among the ACC's top 2. Devoe ranked No. 188 nationally in usage despite missing one game with the flu.

Tech finished the 2020-21 season ranked No. 336 in percentage of minutes played by reserves (20.1), while Jose Alvarado, Moses Wright and Michael Devoe all ranked among the ACC's top 10 in average minutes per game.

Tech's highest ranking in bench minutes under Josh Pastner came in 2017-18, when the Jackets ranked No. 89 at 33.5 percent. They have not ranked higher than No. 210 in any other year under Pastner.

## BENCH MINUTES UNDER PASTNER

Year	Pct.	Nat'l Rank	Natl Avg.
2021-22	28.4	239	30.7
2020-21	20.1	336	31.0
2019-20	26.5	267	30.3
2018-19	33.5	89	30.3
2017-18	30.1	210	31.5
2016-17	24.6	323	31.9

## Assisted Living

Georgia Tech coach Josh Pastner preached and prodded his Yellow Jackets on ball and player movement and hard cutting from the first time he got his team on the practice court. His primary measuring stick on how well the Jackets perform offensively is their ratio of assists to made field goals.

Tech has consistently been above the national average and maintained a high rate in ACC games. The Yellow Jackets finished the 2021-22 season ranked No. 122 at 53.1 percent, and was 10th in the ACC at 53.1 percent in conference games. The Jackets finished the 2020-21 season No. 53 nationally at

57.1 percent and held the second-highest mark in ACC games only (58.8 pct.).

**Tech's top assists-to-made field goals ratios:** 1987-88 – 68.3; 1988-89 – 65.9; 1986-87 – 65.8; 1992-93 – 65.0; 1985-86 – 64.8; 2000-01 – 62.9; 1999-00 – 62.9; 2016-17 – 62.6.

## ASSISTS TO MADE FG UNDER PASTNER

Year	A/FGM	Nat'l Rank	Natl Avg.	Vs. ACC
2021-22	53.1	122	50.9	53.1
2020-21	57.1	53	51.8	58.8
2019-20	53.3	139	51.5	58.0
2018-19	57.4	46	51.9	56.4
2017-18	54.3	119	52.3	53.9
2016-17	62.4	13	52.4	63.2

## Build the Wall

Due to its ability to play creative versions of both zone and man-to-man to keep opponents off-balance, Georgia Tech has been able to rely on its mixture of defenses to win games over Josh Pastner's first five seasons.

Tech ranked No. 110 currently in adjusted defensive efficiency in 2021-22, according to KenPom.com, at 99.2 points per 100 possessions, its lowest standing under Pastner but still among the top third in the NCAA.

The major difference between this year's unit and the previous five Tech teams is playing a small lineup the majority of the time and the absence of a rim-protector and shot blocker like the ones on the list below.

## ACC ALL-DEFENSIVE TEAM PLAYERS UNDER PASTNER

2017	Ben Lammers, C (Defensive Player of the Year)
2018	Ben Lammers, C
2019	James Banks III, C
2020	James Banks III, C
2021	Jose Alvarado, G; Moses Wright, C (Defensive POY)

## General Storylines

• **107th season** - Georgia Tech played its 107th season of basketball in 2021-22 and ended the season with an all-time on-court record of 1,422-1,287 (22 wins and one loss from the 2016-17 and 2017-18 seasons were vacated by the NCAA Committee on Infractions).

• **Tech in ACC play** - Tech has played 43 seasons as a member of the Atlantic Coast Conference, having won the conference championship in 1985, 1990, 1993 and 2021. Prior to that, Tech competed in the Metro Conference for three seasons from 1975-78, was an independent from 1964-75, and was a member of the Southeastern Conference for 32 years from 1932-64, winning one title in 1938.

• **71** - Total years of full-time experience in Division I for Tech's coaching staff.

• Tech has played six seasons under head coach Josh Pastner, who has built the Tech program based on a "get old and stay old" philosophy, elevating the talent level incrementally through ever-improving high school recruiting and attracting transfers who went to high school in the Atlanta area.

• Georgia Tech was projected by the ACC's official media panel to finish 10th in the conference regular season and finished 14th, the first time under Pastner that the Yellow Jackets finished below projections. In the previous three seasons, the Jackets have surpassed expectations, having been picked to finish 13th, 12th and ninth, respectively, before eventually finishing 10th, fifth and fourth in the regular season. No team that went on to win the ACC championship had ever been projected to finish as low as ninth before last season.

• Injuries, illnesses or off-court matters deprived Tech of 72 combined games played in the 2021-22 season. Bubba Parham missed a total of 30 games after undergoing pre-season knee surgery, center Rodney Howard missed five ACC games with a sprained ankle, and guard Deivon Smith missed



# TECH NOTEBOOK

## Tech in the NBA / G League

Player (years at Tech)	Team
Jose Alvarado (2017-21)	New Orleans Pelicans
James Banks III (2018-20)	Texas Legends
Derrick Favors (2009-10)	Oklahoma City Thunder
Kamreion Holsley (2011-14)	*free agent
Marcus Georges-Hunt (2012-16)	College Park Skyhawks
Josh Okogie (2016-18)	Minnesota Timberwolves
Moses Wright (2017-21)	Dallas Mavericks/Texas Legends
Thaddeus Young (2006-07)	Toronto Raptors
*waived by Skyhawks in early February	

## Tech Alumni Elsewhere

Player (years at Tech)	Current/Most Recent Team
Tony Atkins (1998-2002)	SK Knights (South Korea)
Brandon Alston (2017-19)	Kauhajoki (Finland)
Alade Aminu (2005-09)	Atleticos de San German (Puerto Rico)
Will Bynum (2004-06)	Bivouac/Big 3 (USA)
Demarco Cox (2014-15)	Quimper (France)
Mouhammad Faye (2006-08)	Promitheas (Greece)
Marcus Georges-Hunt (2012-16)	Sichuan (China)
Dion Glover (1997-99)	Bivouac/Big 3 (USA)
Trae Golden (2013-14)	Bahcesehir Koleji Istanbul (Turkey)
Abdoulaye Gueye (2014-19)	Konyaspor (Turkey)
Josh Heath (2014-17)	Leuven Bears (Belgium)
Evan Jester (2018-20)	Team Miami (Eurobasket S League)
Tadic Jackson (2014-18)	Sentjurj (Slovenia)
Ben Lammers (2014-18)	ALBA Berlin (Germany)
Gani Lawal (2007-10)	Champagne Châlons-Reims (France)
Anthony McHenry (2001-05)	Shinshu BW (Japan)
Daniel Miller (2009-14)	Levanga Hokkaido Sapporo (Japan)
Charles Mitchell (2014-16)	Dorados de Chihuahua (Mexico)
Anthony Morrow (2004-08)	Bivouac/Big3 (USA)
Zachery Peacock (2006-10)	FOS Provence (France)
Shembari Phillips (2018-20)	Baskets Koblenz (Germany)
Glen Rice, Jr. (2009-12)	Real Estelí (Nicaragua)
Robert Sampson (2013-15)	Yamaguchi (Japan)
Avi Schafer (2017-19)	Mikawa Sea Horses (Japan)
Adam Smith (2015-16)	Merkezefendi Belediyesi Denizli (Turkey)
Jeremis Smith (2004-08)	Biqua (Uruguay)
James White (2015-16)	Mauricio Baez (Dominican Republic)

## Former Tech Players in Coaching

Player (years at Tech)	Current Position
Kenny Anderson (1989-91)	Fisk University HC
Ty Anderson (2006-09)	Jacksonville State AC
Rod Balanis (1990-94)	Howard AC
Anthony Byrd (1981-84)	Knightdale (N.C.) HS HC
Shaun Fein (1999-2001)	L.A. Clippers AC
Dion Glover (1997-98)	Grand Rapids (G League) AC
Jarrett Jack (2002-05)	Phoenix Suns AC
Winston Neal (1999-01)	Columbia State (Tenn.) HC
Fred Vinson (1992-94)	New Orleans Pelicans AC
Mfon Udofia (2009-13)	College Park (G League) AC

## Former Tech Coaches in Coaching

Coach (years at Tech)	Current Position
Amir Abdur-Rahim (2011-12)	Kennesaw State HC
Sherman Dillard (1988-94)	Iowa AC
Chad Dollar (2011-16)	Cincinnati AC
Bruce Evans (2012-16)	North Florida AC
Brian Gregory (2011-16)	South Florida HC
Tavaras Hardy (2016-18)	Loyola-Maryland HC
Paul Hewitt (2000-11)	Agua Caliente (G League) HC
Chris Kreider (2007-09)	SMU AC
Darryl LaBarrie (2010-11, 2016-18)	Agua Caliente (G League) AC
Robert McCullum (2010-11)	Florida A&M HC
Mamadou N'Diaye (2014-16)	Central Florida AC
Billy Schmidt (2011-14)	Chicago Bulls AC
Cliff Warren (2000-05)	*Georgia State AC
Charlton Young (2005-09)	Florida State AC
*last position (in transition)	

the last six games under concussion protocol.

- Tech loses its top two scorers in seniors Michael Devoe and Jordan Usher, but returns eight of the next 10 players. Tech's returning scholarship players combined to start 100 games in 2021-22, and logged 53.8 percent of the minutes played.

- Four seniors completed their Tech careers in 2021-22 and were on track to graduate in May. Michael Devoe and Jordan Usher are pursuing professional careers. Khalid Moore and Bubba Parham elected to enter the transfer portal and pursue graduate transfer opportunities for their final season of eligibility.

- Devoe, Usher and Parham were all 1,000-point scorers in their careers.

## Building Depth

The upward progress of Georgia Tech's program is evident in the development of its recruiting classes under head coach Josh Pastner, each of whom has played significant minutes and made significant contributions on the ACC level. Though not highly-rated in terms of rankings, the players have a wide range of skills and have developed into consistent conference-level performers for the next couple of years.

Evidence of that is apparent in the fact that Pastner has consistently played eight to 10 players in his rotation during the 2021-22 season after generally keeping Tech's rotation to no more than seven or eight in his first five seasons. Eight Yellow Jackets are averaging double-digit minutes in ACC play this season.

a. The 2017-18 class of Jose Alvarado, Evan Cole and Moses Wright combined to start 205 games (Cole graduated and transferred after the 2020-21 season). Alvarado and Wright started every game of the 2020-21 season (except for the NCAA Tournament game against Loyola which Wright missed) and were the Jackets' top two scorers and played the most minutes. Wright became Georgia Tech's first ACC Player of the Year since 1990, and Alvarado was named the ACC's Defensive Player of the Year.

b. The 2018-19 class of Michael Devoe, Khalid Moore and Kristian Sjolund combined to start 213 games (Sjolund redshirted before transferring to UTEP after the 2019-20 season). Devoe started 106 games over his four seasons, was the Jackets' No. 3 scorer in 2020-21 and No. 1 in 2021-22, was named the ACC Tournament MVP in 2021 and third-team All-ACC in 2021-22. Moore has started 63 games in his career and was a key contributor in ways that don't always show up in the box score.

c. James Banks III, who transferred from Texas, and Jordan Usher, a transfer from Southern California, started 54 games, contributed 17.7 points, 12.0 rebounds and played 56.2 minutes per game in 2019-20. Banks moved on to play professionally and is in the G League with the Dallas Mavericks affiliate in Texas, while Usher started all but one game over two-plus seasons and was the Jackets' No. 2 scorer in 2021-22.

d. Next up - Tech's 2021 signing class of Deebo Coleman, Miles Kelly and Jalon Moore served notice as the core of the team the next few years. They combined to average 40 minutes and 8.3 points per game in 2021-22. They combined to connect on 39.1 percent of their three-point tries.

## Five-Star Player Development

Notable player development successes over the past four seasons include Josh Okogie, Ben Lammers, Tadic Jackson, Abdoulaye Gueye, James Banks III, Jose Alvarado, Moses Wright and Michael Devoe, who maximized their skill sets and their production under the current coaching staff.

Josh Okogie went from being ranked 11th in the state as a HS senior to a first-round NBA draft pick. Gueye, a 6-9 forward, developed from a project player into an ACC-level

contributor in the first two seasons with the current staff, and is now in his fourth season with the Minnesota Timberwolves. Graduate transfer Brandon Alston had similar statistical numbers at the ACC level as he compiled in two seasons at Lehigh, and is now playing professionally overseas.

James Banks, a 6-10 center, made the ACC's All-Defensive team twice in two years and finished his career No. 8 in blocked shots at Tech. Wright blossomed at the end of the 2018-19 season and doubled his scoring and rebounding averages in 2019-20 over his sophomore year, doubled again his senior year and was named the ACC Player of the Year. Devoe added more than six points to his scoring average and ranked among the top five in the ACC in field goal and three-point percentage.

Jose Alvarado, a three-star guard out of Brooklyn, N.Y., who started as a freshman, improved his scoring, shooting and ballhandling every year as a Yellow Jacket, finishing his career with 1,429 points and ranking among the top 10 in Tech history in assists, steals and three-point field goals. He became the ACC's Defensive Player of the Year and a second-team All-ACC choice in 2021, and is now on the roster of the NBA's New Orleans Pelicans.

Moses Wright, an unheralded and unrated prospect from Raleigh, N.C., became a stalwart in the Tech lineup as a junior and the ACC Player of the Year as a senior. The 6-9 forward was Tech's leading scorer and rebounder on an ACC Championship squad and also made the conference all-defensive team. He was signed to the Los Angeles Clippers G League affiliate as a free agent, then signed a two-way contract with the Dallas Mavericks midway through the 2021-22 season.

Michael Devoe, a four-star prospect out of Orlando, Fla., came to Tech as a heralded scorer and outside shooter, but developed into a much more rounded player by his senior year, when he led the Jackets in scoring and assists and was the team's third-leading rebounder and second-leading steal artist. He was one of only nine players in Division I to average 17.9 points, 4.9 rebounds, 3.1 assists and 1.4 steals.

## Winning Starts at Home

Georgia Tech and head coach Josh Pastner have worked to make McCamish Pavilion a real homecourt advantage for the program, and the Yellow Jackets made a good start on that by setting a program record for wins at home (17) in 2017-18, including a 7-2 ACC record and two NIT victories.

Tech is 33-23 against ACC teams at home under Pastner, and that includes a 8-9 mark against ranked opponents.

Tech is 69-32 at McCamish Pavilion under Pastner, 112-62 since the building opened for the 2012-13 season.

## Welcome to The Hank

Georgia Tech has played 10 seasons in McCamish Pavilion, which was essentially brand new when it opened for the 2012-13 season. The only physical elements of McCamish Pavilion that remain from the venerable Alexander Memorial Coliseum are the roof and the 32 steel ribs that support it.

The capacity of McCamish Pavilion is 8,600, including 1,665 seats in the new balcony level and 6,935 seats in the lower seating bowl. There are no suites, but there is a club area that seats 500. Alexander Memorial Coliseum seated 9,191 spectators in its final configuration.

The most impressive features of McCamish Pavilion are its grand entrance, which fronts 10th and Fowler Streets, the ability for patrons to view the court from the main concourse all the way around, and the theatrical lighting system, which concentrates light on the court while leaving the seating areas dark, modeled after the Staples Center in Los Angeles and Madison Square Garden in New York.

Tech played 55 seasons in Alexander Memorial Coliseum, compiling a record of 556-194 (.741). Miami was the last team to play Tech in Alexander Memorial Coliseum, a game Tech won, and was the first ACC team to play in McCamish Pavilion on Jan.

# TECH NOTEBOOK

## Media Guidelines

The Yellow Jackets' student-athletes and coaches are generally available to the media prior to practices once prior to each game during the season. The practice schedule varies once the season begins, and media sessions will be scheduled and announced weekly. All non-game day media availabilities will be conducted in person.

**Georgia Tech's practices are closed to the public and the media.**

Interview requests with student-athletes that need to be conducted at other times must be made through Mike Stamus in the communications office at least 24 hours in advance. These interviews will be scheduled around the student-athletes' availability and class schedule.

Media are asked not to contact student-athletes directly either by phone, text, social media or e-mail; they are instructed to refer media to the communications office. Every effort will be made to make players available when requested. Players are not available on game days until after the game.

## Interviewing Coach Pastner

Media wishing to speak with Coach Pastner at times other than scheduled media availabilities must notify Mike Stamus in the communications office in advance to make or confirm arrangements. He also is available each Monday on the ACC Teleconference beginning January 3.

## Post-Game Protocol

Post-game press conferences for home games will be held in person in the Shah Media Room across from the press box on the upper concourse of McCamish Pavilion.

Georgia Tech head coach and selected players will appear in the room following a cooling off period. The visiting team's head coach will also appear if that institution chooses to. If not, the visiting team coach will conduct his press conference virtually, and links will be provided to the media.

## Josh Pastner Radio Show

Head coach Josh Pastner's weekly radio show airs each Monday from 7-8 p.m. on "680 the Fan" and 93.7 FM, beginning in December.

## ACC Coaches Weekly Teleconference

The 15 ACC head basketball coaches will be featured on nine Monday teleconferences during the 2019-20 season, beginning on January 3, and continuing through March 1. Each coach will have 10 minutes to make an opening statement and answer questions. There will be an instant replay of each teleconference on the Conference's internet site TheACC.com each Monday afternoon.

Coaches whose teams play on Monday in January and February are not required to participate in that day's call. Coaches who do not have a Monday game - Georgia Tech is one - will be on every Monday at the same time. The teleconference schedule for each Monday will differ for the other head coaches, depending on what teams play that Monday night.

Contact Andy Fledderjohann at the ACC media relations office (afledder@theacc.org) for the call-in number and for questions on the schedule.

5, which Miami won. For the 2011-12 season, Tech played its home games at Philips Arena and the Arena at Gwinnett.

## Five Tech Alumni on NBA Rosters

Since 1982, Georgia Tech has produced 19 first-round NBA draft picks and 46 draft picks overall. A total of 42 Georgia Tech alumni have played in the NBA.

Five former Georgia Tech basketball stars spent time on NBA rosters in 2021-22, including **Josh Okogie**, drafted 20th overall by the Minnesota Timberwolves in 2018, who is in his fourth season with the team.

**Thaddeus Young**, a 14-year NBA veteran, began the season with the San Antonio Spurs after spending the last two seasons with the Chicago Bulls, three seasons with the Indiana Pacers, seven seasons in Philadelphia, one in Minnesota and two in Brooklyn. he was traded to Toronto before the All-Star break.

**Derrick Favors**, an 11-year veteran, was traded to the Oklahoma City Thunder in the off-season, his third team in the last three seasons. He was a key figure with the Utah Jazz for nine seasons, but became a free agent after the 2018-19 season and signed with New Orleans, where he spent the 2019-20 season, then returned to Utah for the 2020-21 season.

**Jose Alvarado**, the ACC's Defensive Player of the Year in 2021, signed a two-way contract with the New Orleans Pelicans, and has spent more of the 2021-22 season on its roster.

Moses Wright, the ACC Player of the Year in 2021, excelled for the Los Angeles Clippers' G League team, the Agua Caliente Clippers, and earned a 10-day contract to play in L.A. earlier this season. He subsequently was signed to a two-way deal with the Dallas Mavericks and spent some time on its NBA roster.

Two other former Yellow Jackets played in the G League. Former center James Banks III also is a member of the Texas Legends, the Pelicans' affiliate. While Marcus Georges-Hunt is a member of the Atlanta Hawks' G League affiliate, the College Park Skyhawks.

## Arts and Letters

Beginning with Moe Miller and Lance Storrs in the summer of 2011, every four-year senior in the Georgia Tech program has graduated, with the exception 2019 senior Ben Lammers, who is playing pro ball overseas and needs to complete one course, and 2021 senior Jose Alvarado, who likewise needs to complete one course.

Eleven different Georgia Tech players have made the ACC All-Academic team since it was established in 2011, with Marcus Georges-Hunt and Tadic Jackson making it twice.

Tech's men's basketball team has recorded the highest Academic Progress Report scores the last five years since the NCAA began tracking academic performance in 2004-05. The Jackets scored a perfect team single year APR score of 1000 three straight years from 2011-13.

## BASKETBALL GRADUATES

2012 - Derek Craig, Nick Foreman
2013 - Mfon Udofia, Pierre Jordan (Master's), Brandon Reed
2014 - Kammeon Holsey, Daniel Miller, Jason Morris
2015 - Robert Sampson
2016 - Marcus George-Hunt, Travis Jorgenson
2017 - Josh Heath, Corey Heyward, Kellen McCormick (Master's), Jordan Price (Master's), Rand Rowland, Quinton Stephens
2018 - Tadic Jackson, Ben Lammers (has one course to complete)
2019 - Abdoulaye Gueye, Sylvester Ogbonda, Brandon Alston (Master's)
2020 - Evan Cole
2021 - Shembari Phillips, Malachi Rice, Moses Wright
2022 - Michael Devoe, Khalid Moore, Bubba Parham, Jordan Usher (expected)

## Offense/Defense Under Pastner

Source: KenPom.com (Nat'l rank in parentheses)

Year	Tempo	Off. Eff.	Def. Eff.
2021-22	68.0 (117)	100.4 (225)	99.2 (110)
2020-21	67.3 (223)	113.7 (22)	96.2 (68)
2019-20	70.0 (88)	103.0 (171)	91.8 (16)
2018-19	66.8 (225)	101.7 (228)	96.5 (43)
2017-18	66.1 (227)	103.6 (197)	98.7 (61)
2016-17	68.2 (179)	100.0 (259)	91.0 (6)

## Tech's NCAA Tournament History

Georgia Tech has played in the NCAA Tournament 17 times in its history. Sixteen of those appearances have occurred from 1985 to the present, 10 under Bobby Cremins and five under Paul Hewitt.

The most recent was 2021, when the Yellow Jackets won the ACC Championship and earned an automatic bid, then fell 71-60 to Loyola Chicago in the opening round of the Midwest Regional.

That ended an 11-year hiatus from the NCAA Tournament that dated back to 2010, when the Yellow Jackets defeated Oklahoma State in the first round before losing to Ohio State in the round of 32 of the Midwest Regional.

Tech has a record of 23-17 in NCAA Tournament play, highlighted by its 2004 trip to the NCAA title game as well as a Final Four berth in 1990. The Yellow Jackets have reached the NCAA Sweet 16 seven times (1960, 1985, 1986, 1990, 1992, 1996, 2004).

The 2004 and 2005 appearances were Tech's' first back-to-back appearances since Bobby Cremins led the Institute to the Big Dance nine straight years from 1985-93.

Georgia Tech has won at least one game in 11 of its 17 previous NCAA Tournament appearances.

## Tech's ACC Tournament History

Georgia Tech has played in 42 ACC Tournaments, and has a 28-38 all-time record in the event. The Yellow Jackets have won four championships, in 1985 (Atlanta), 1990 (Charlotte), 1993 (Charlotte) and 2021 (Greensboro).

Tech has been a runner-up four times (1986, 1996, 2005, 2010). The 1986, 1996 and 2010 runs to the finals occurred in Greensboro. Tech also made the finals in 2005 at the Verizon Center in Washington, D.C.

Tech was 0-2 in the ACC Tournament under coach Dwane Morrison, 15-16 under Bobby Cremins (including all three titles), 9-11 under Paul Hewitt (runner-up in 2005 and 2010), 2-5 under Brian Gregory and 1-3 under Josh Pastner.

Tech did not play in the 2020 tournament while serving an NCAA postseason ban.



## TECH NOTEBOOK

## Career Games With ...

Double-Figure Points	2021-22	Career
Deebo Coleman	7	7
Michael Devoe	27	86
Rodney Howard	9	9
Miles Kelly	2	3
Tristan Maxwell	1	1
Jalon Moore	1	1
Khalid Moore	3	10
Bubba Parham	-	+65
Deivon Smith	3	11
Kyle Sturdivant	10	#12
Jordan Usher	25	*61

+includes 53 at VMI; \*includes 10 at USC; #includes 1 at USC

20-plus Points	2021-22	Career
Michael Devoe	12	32
Tristan Maxwell	1	1
Bubba Parham	-	24
Jordan Usher	5	8

30-plus Points	2021-22	Career
Michael Devoe	3	4
Bubba Parham	-	9
Jordan Usher	2	2

10-plus Rebounds	2021-22	Career
Michael Devoe	-	1
Rodney Howard	3	3
Jordan Usher	7	8

Double-Doubles	2021-22	Career
Michael Devoe	-	1
Rodney Howard	3	3
Jordan Usher	6	7

## Tech Among ACC Leaders

All Games	Player	#	Rank
Scoring average	Michael Devoe	17.90	3
	Jordan Usher	14.78	15
Rebound average	Jordan Usher	6.53	13
Field goal pct.	Jordan Usher	.478	12
	Michael Devoe	.462	15
3-point FG pct.	Michael Devoe	.365	4
3-point FG made	Michael Devoe	2.26	10
Free throw pct.	Michael Devoe	.730	13
Steals	Jordan Usher	1.45	14
Off. rebound avg.	Rodney Howard	2.07	11
Def. rebound avg.	Jordan Usher	5.31	8
Minutes Played	Michael Devoe	34.54	8

ACC Games	Player	#	Rank
Scoring average	Michael Devoe	16.25	8
	Jordan Usher	14.10	19
Rebound average	Jordan Usher	6.10	16
Field goal pct.	Jordan Usher	.449	14
3-point FG made	Michael Devoe	1.89	15
Free throw pct.	Michael Devoe	.733	11
Steals	Jordan Usher	1.50	10
	Michael Devoe	1.35	14
Off. rebound avg.	Rodney Howard	2.07	12
Def. rebound avg.	Jordan Usher	4.95	t11
Minutes Played	Michael Devoe	35.34	6

rankings through games of April 4

## McCamish Pavilion 411

**Name:** McCamish Pavilion (mc-CAM-ish), named for Atlanta insurance executive Hank McCamish who gave the lead gift for the facility

**Capacity:** approximately 8,600 (6935 court level, 1665 balcony level)

**Cost:** \$50 million

**Contractor:** Whiting-Turner

**Architect:** Populous

**Cremins Court:** the court remains named for the former Tech head coach

**Alexander Courtyard:** located at the Fowler Street entrance, honors the former Tech director of athletics and the history of the former Tech home arena named for him

**Grand entrance:** 10th and Fowler Streets, foyer includes graphic representations of retired jerseys and Tech's two Final Four appearances

**Other entrances:** West entrance off Fowler Street (students and media), East entrance from main arena parking (for club patrons)

**Features:** center-hung scoreboard and video boards, mezzanine fascia ribbon boards, theatrical lighting, primarily chairback seating, club area

## Facts and Dates

- 2,500 cubic yards of concrete removed
- 3,000 cubic yards of concrete installed
- 500 tons of new steel installed
- Over 1 mile of new railing installed
- 20,000 gallons of paint used
- 2,000 feet of new mechanical piping
- 2,500 feet of new ductwork
- \$4M in new audio-visual and scoreboards
- 50 TV's throughout the concourse and Callaway Club
- Farthest distance material has traveled to get on site: 4,835 miles
- Shortest distance material has traveled to get on site: 1 mile
- Number of Tech alumni involved in the project: over 100
- Number of days construction took: 520
- Number of 1950's old style Coke bottles found while installing the underground foundations: 11
- Number of new staircases: 13
- Number of new sports lights for the competition floor: Over 300
- 270-degree court view from concourse

**Groundbreaking:** May 5, 2011

**Opening:** October, 2012

**First public event:** Oct. 21, 2012 - Jacket Jam (men's and women's scrimmages)

**First men's game:** Nov. 9, 2012 vs. Tulane

**Head coaches:** Brian Gregory of Georgia Tech, Ed Conroy of Tulane

**Officiating crew:** Karl Hess, Gary Maxwell, Raymond Styons

**TV announce crew:** Tom Werme, Cory Alexander (ACC Network, syndicated over-the-air iteration)

**First Tech points:** Marcus Georges-Hunt (2 FT, 18:13, 1st half)

**First basket:** Tulane's Josh Davis (18:44, 1st half)

**Attendance:** 8,600 (sellout)

**First women's game:** Nov. 11, 2012 vs. Tennessee

*Tech played 55 seasons in Alexander Memorial Coliseum, compiling a record of 556-194 (.741). Miami was the last team to play Tech there, a game Tech won, and was the first ACC team to play in McCamish Pavilion, which Miami won. For the 2011-12 season, Tech played its home games at Philips Arena and the Arena at Gwinnett.*

## BIO UPDATES

## Head Coach Josh Pastner • 6th season at Tech

After guiding Memphis to five post-season berths in seven seasons as the Tigers' head coach, Josh Pastner became Georgia Tech's 14th head basketball coach on April 8, 2016.

Implementing a high-energy style of play and creative offensive and defensive schemes, and building the Jackets' talent base for the future, Pastner has established the Yellow Jackets as one of the top defensive teams in the nation, while he and his staff have steadily improved the team's offense to be ranked in the top half of the Atlantic Coast Conference. Those efforts, as well as improving efforts in recruiting, produced Georgia Tech's first ACC Championship in 28 years and its first berth in the NCAA Tournament in 11 years in the 2020-21 season.

Pastner has tirelessly promoted the program on campus and throughout the city of Atlanta in an effort to re-create the major homecourt atmosphere that surrounded the Yellow Jackets throughout the 1980s, 1990s and into the middle of the 2000s. The result has been numerous wins, high excitement and 13 sellouts in four pre-pandemic seasons at McCamish Pavilion, and a school-record 11 consecutive home ACC wins over the 2019-20 and 2020-21 seasons.

Six of his players - guards Josh Okogie, Jose Alvarado and Michael Devoe, as well as frontcourt players Ben Lammers, James Banks III and Moses Wright - have earned Atlantic Conference honors during his tenure. Okogie, in particular, developed from an under-the-radar high school prospect into a highly-regarded NBA prospect, having played three years in the league, while Lammers and Banks have gone on to play professionally overseas.

In his fifth year at the helm in 2020-21, Pastner guided Georgia Tech to the ACC Championship, the Yellow Jackets' first since 1993, and a berth in the NCAA Tournament, the first since 2010. The Jackets also earned their highest regular-season ACC finish and tournament seed (4th for both) since the program's nationally-runner-up team in 2004. Tech's 17-9 overall record was its best by winning percentage since 2004, and its 11-6 ACC record was the fourth-highest by winning percentage in the program's 42-year history in the conference. Tech achieved its highest rankings in under Pastner in such categories as offensive efficiency, scoring, field goal percentage, three-point percentage and fewest turnovers, while maintaining its high level of play on the defensive end of the court.

Wright was named the ACC Player of the Year, Tech's first since 1990, and made the All-ACC first-team, while Alvarado was voted the ACC's Defensive Player of the Year and made the All-ACC second-team. Devoe earned honorable mention All-ACC recognition for the second straight year, and was named the Most Outstanding Player in the ACC Tournament.

That came on the heels of a successful 2019-20 campaign, in which the Yellow Jackets posted a 17-14 record, winning nine of its last 12 games, including six of the last seven. Tech finished with the program's first winning ACC record since 2004, its highest ACC finish since 2005 (fifth) and its most conference victories (11-9 record) since 1996.

The Jackets ranked No. 17 in the nation in defensive efficiency while finishing ninth in the ACC in scoring against league teams, second in field goal percentage and sixth in three-point percentage. Three players - Jose Alvarado (All-ACC third team), Michael Devoe (All-ACC honorable mention) and center James Banks III (ACC All-Defensive team) - earned conference honors.

Pastner, 44, compiled a 167-73 record over seven seasons as the head coach at Memphis, where the Tigers earned bids to the NCAA Tournament four times. Pastner's Memphis teams averaged 23.9 wins per season and compiled a conference regular-season record of 82-36, including a conference winning streak of 28 games. The Tigers went 11-4 in Conference USA and American Athletic Conference tournaments, including three championships.

He guided Memphis to five post-season berths, the NIT in 2010 and the NCAA Tournament in 2011, 2012, 2013 and 2014. Pastner twice won Conference USA Coach of the Year honors (2010, 2013) by various organizations and news media.

Pastner was born in Glen Dale, W.Va., and grew up in Kingwood, Texas. He earned his bachelor's degree in family studies in December of 1998, in just two and a half years, from Arizona and his master's degree in teaching and teacher education from Arizona in December of 1999, all while lettering four years in basketball under head coach Lute Olson.

He married the former Kerri Lamas of Sierra Vista, Ariz., in 2009. He has a stepson (Ethan), three daughters, Payten, Kamryn and Harper, and a newborn son, Cason.

## Pastner as a Head Coach

Season	School	Overall	Conference	Postseason
2009-10	Memphis	24-10	13-3/2nd	NIT second round
2010-11	Memphis	25-10	10-6/4th	NCAA Tournament
2011-12	Memphis	26-9	13-3/1st	NCAA Tournament
2012-13	Memphis	31-5	16-0/1st	NCAA Tournament, round of 32
2013-14	Memphis	24-10	12-6/t-3rd	NCAA Tournament, round of 32
2014-15	Memphis	18-14	10-8/t-5th	
2015-16	Memphis	19-15	8-10/7th	
<b>at Memphis</b>	<b>7 years</b>	<b>167-73</b>	<b>82-36</b>	
2016-17	Georgia Tech	! 21-16	! 8-10/11th	NIT finals!
2017-18	Georgia Tech	! 13-19	6-12/13th	
2018-19	Georgia Tech	14-18	6-12/10th	
2019-20	Georgia Tech	17-14	11-9/5th	
2020-21	Georgia Tech	17-9	11-6/5th	ACC Champions, NCAA Tournament
2021-22	Georgia Tech	12-20	5-15	
<b>at Georgia Tech</b>	<b>6 years</b>	<b>! 94-96</b>	<b>! 47-64</b>	
<b>Career</b>	<b>12 years</b>	<b>! 261-169</b>	<b>! 129-100</b>	

! On-court record (22 wins and one loss from 2016-17 and 2017-18 seasons, as well as Tech's NIT appearance, vacated by the NCAA Committee on Infractions)

## Pastner Resume

- Head coach, Georgia Tech (2016-present)
- Head coach, Memphis (2009-16) - 4 NCAA Tournaments, 1 NIT, 4 Conference USA titles
- Assistant coach under John Calipari, Memphis (2008-09) - NCAA Sweet 16, C-USA champions
- Assistant coach under Lute Olson, Arizona (2002-08) - 6 NCAA Tournaments, 2 Pac-10 titles
- Basketball staff assistant under Lute Olson, Arizona (2000-02) - Pac-10 champions in 2002
- Played collegiately for Lute Olson, Arizona (1996-2000) - 4 NCAA Tournaments, 1997 National Champions, 2 Pac-10 titles

## Also on the Bench

## ERIC REVENO

## Associate Head Coach • 6th season at Tech

Eric Reveno, served 10 years as the head coach at the University of Portland, joined Josh Pastner's men's basketball staff at Georgia Tech as assistant coach on May 6, 2016. He was promoted to associate head coach on Nov. 1, 2019.

Working primarily with Tech's post players, Reveno has overseen some of the Yellow Jackets' greatest successes in player development, including 6-10 center Ben Lammers, who became a second-team All-ACC performer and the conference's Defensive Player of the Year in his final two seasons; 6-9 reserve forward, Abdoulaye Gueye, who developed into a significant contributor for the Yellow Jackets in his final two seasons, 6-10 transfer James Banks III, who after playing limited minutes at Texas became one of the ACC's top defensive players, making the ACC's All-Defensive team twice. He also had a hand in the rise of 6-9 forward Moses Wright from unheralded recruit to ACC Player of the year in 2021.

Reveno's penchant for analytics has led the Jackets to adopt advanced new methods and technologies to help the team's performance, such as the Noah shot-tracking systems in the Zelnak Practice Facility and the McCamish Pavilion main floor.

## JULIAN SWARTZ

## Assistant Coach • 6th season at Tech

A 20-year coaching veteran, including 13 years on the NCAA Division I level, Julian Swartz was named an assistant coach on Josh Pastner's staff in August of 2018.

Swartz, 42, is responsible for on-court development of Tech players and focuses his efforts on the Yellow Jackets' defensive schemes as well as handle recruiting responsibilities. He helped guide Tech's defense to a national ranking of No. 37 in efficiency in 2018-19 and No. 17 in 2019-20, according to KenPom.com, and the Yellow Jackets also ranked among the top 15 in effective field goal percentage and three-point defense. In 2020-21, Tech used its trademark defenses in a completely different way, becoming the top team in the ACC and one of the best in the nation in forcing turnovers and steals to boost its offense.

Swartz's recruiting efforts have been central to the Jackets' last two recruiting classes, and he has been ranked No. 6 among college basketball recruiters by 247Sports. Tech's 2021 class of guards Dallen "Deebo" Coleman and Miles Kelly and forward Jalon Moore was ranked the 15th-best in the nation.

## ANTHONY WILKINS

## Assistant Coach • 4th season at Tech

Anthony Wilkins, an Atlanta native who spent the past five seasons on the coaching staff at Tulane University, joined Georgia Tech's basketball staff in June of 2018.

Wilkins, 42, served as an assistant coach for four seasons at Tulane after serving as director of basketball operations during his first year with the Green Wave. At Tulane, Wilkins handled game strategy and scout prep responsibilities along with player development and recruiting duties. He also had six years of professional playing experience prior to entering the coaching world.

Focusing his on-court efforts with Tech's offense, the Yellow Jackets have made significant strides in his three seasons on The Flats, helping elevate the Jackets into the top half of the ACC in scoring, field goal percentage, three-point shooting and ballhandling. In 2020-21, Tech achieved its highest national ranking on offensive efficiency (23rd according to KenPom.com), and its highest ACC rankings in scoring (6th), field goal percentage (2nd), three-point percentage (3rd) and fewest turnovers (3rd). He helped develop Tech's guard tandem of Jose Alvarado and Michael Devoe into two of the ACC's top 10 scorers, and is credited with developing the perimeter skills of Moses Wright, the ACC Player of the year in 2021.

# BIO UPDATES (see game-by-game stats and career highs in stat pack)

## 10 • Dallan “Deebo” Coleman • G • 6-6 • 215 • Fr.

- First name pronounced “DELL-un,” but goes by Deebo (DEE-bo)
- Wing guard who was a solid contributor as a freshman averaging 6.2 points, Tech’s fifth-leading scorer overall and in ACC games ... Averaged 23.7 minutes per game and started five games, including Clemson on March 2 and Louisville in the ACC Tournament
- Connected on 41.3 percent (43-of-104) of his three-point attempts, 36.0 percent in ACC games (27-of-75) ... His three-point numbers rivaled those of All-ACC teammate Michael Devoe when he was a freshman (42-of-107, .393)
- Scored in double figures seven times, four vs. ACC teams, including 15 at Miami and 14 vs. FSU (hit three 3-pt FG each game)
- Defenses began to key on him in games late in the season - averaged 4.2 points and hit 7-of-25 from three over eight games since his last double-digit effort (15 at Miami on Feb. 9)
- Scored 13 (3-4 3pt FG) in his ACC debut vs. North Carolina and 11 in a win at Boston College (3-6 3pt)
- Scored game-high 19 points vs. Lamar, 12 vs. Stetson in back-to-back games early in the season ... Hit his first four three-point tries in each game
- Four-star wing guard who had been the highest-rated high school prospect to sign with the Yellow Jackets
- Named Florida’s Mr. Basketball as well as the Florida Class 4A Player of the Year as a senior
- Born and raised in Memphis, Tenn., spent his high school years in Jacksonville, Fla., area, where his father, Ran, is a high school head coach
- Consensus four-star prospect, rated at No. 48 in the class of 2021 according to the 247Sports Composite rankings ... ESPN ranked him No. 32 overall and No. 7 among shooting guards, 247Sports had him No. 68, No. 15 at his position
- Averaged 24.7 points, 9.0 rebounds and 4.2 assists as a senior for the Warriors, who advanced to the Florida High School Athletic Association final four
- Finished his West Nassau career with 2,539 points, second in the region’s history behind only Fletcher’s Myron Anthony during the 1990s

## 0 • Michael Devoe • G • 6-5 • 191 • Sr.

- Named third-team All-ACC as a senior after earning honorable mention as a sophomore and junior ... Had been named preseason All-ACC second-team choice by ACC media (top vote-getter on second team) ... Also named Georgia Men’s College Player of the Year by the Atlanta Tipoff Club
- High scoring guard his entire career who has developed into a standout all-around player
- No. 3 in the ACC in scoring (17.90 ppg) and No. 4 in three-point percentage (.365) ... No. 10 in ACC in 3pt FG per game (2.26), and is No. 8 in minutes (34.54 mpg)
- Also posted a career-high average in rebounds (4.9 rpg), grabbing as many as nine in a game at Boston College (1/12) ... Tech’s leader in assists (3.1 per game) and steals (1.4 per game)
- Topped Tech at 16.25 points per game vs. the ACC (8th in the league), hitting 44.2 percent from the floor, 30.4 percent on threes and 76.3 percent from the foul line (45-of-59) ... Second on the team with 27 steals
- Attempted and made more three-point field goals far-and-away than anyone else on the team, also its leader in free throws made and attempted ... Had a career high in three-point attempts in ACC games (125 vs. 102 last year), but his percentage declined
- Scored 20 or more points 13 times, including 23 vs. Louisville, 21 at Duke, 20 vs. Notre Dame, 22 vs. Wake Forest, 30 at Virginia Tech, 20 at Miami, 22 at Pitt in ACC play
- Was one of only nine Division I players, and the only one from a power conference school, to average at least 17.9 points, 4.9 rebounds, 3.1 assists and 1.4 steals per game this season
- In an early-season three-game stretch vs. Georgia, Georgia Southern and Wisconsin, he scored 96 points on 64 field goal attempts in total of 107 minutes, including a 33-point effort (11-20 FG, 5-10 3pt FG) against Wisconsin
- Scored career-high 37 points at Georgia, hitting 14-of-18 FG, 4-of-5 3pt FG, nine of his points in the final 4:34 minutes as Tech finished the game on a 17-5 run ... Scored 34 in same building two years earlier
- Missed Charleston Southern game and did not start against Georgia Southern due to flu symptoms ... Entered following game against Georgia Southern game midway through the first half and never came out, scoring 26 points (8-16 FG, 5-9 3pt FG) with five assists to lead the Jackets back from a 14-point deficit
- Knocked down 39.3 percent of his three-point shots over his career overall (38.7 pct. vs. ACC), and rose to seventh place on the Tech career list with 223 three-pointers.
- Vaulted from 36th to 12th on the Tech career points list with 1,704 points, passing such Tech luminaries as Iman Shumpert, Drew Barry, Jarrett Jack, Michael Maddox, Tico Brown, Marvin Lewis, Anthony Morrow, Jose Alvarado, Kenny Anderson, John Salley, Bruce Dalrymple, B.J. Elder, Roger Kaiser and Tony Akins during the season
- Also finished his career 12th in assists (361) and 11th in steals (153)
- Scored 20 or more points 33 times in his career ... Scored in double digits 85 times in his career
- Graduating in May with a bachelor’s degree in business administration
- Won the Everett Case Award as the ACC Tournament’s Most Outstanding Player in 2021 after scoring 20 points with three rebounds, three assists and two steals in Tech’s ACC Championship win over FSU ... Scored 13 with seven assists in quarterfinal win over Miami ... Hit 12-of-20 FG and

5-of-8 from three in the two games

- Played at a higher level in ACC games in his first three seasons, averaging 13.7 points per game vs. 13.4 overall through his first three seasons, while connecting on 42.9 percent of his three-point tries ... Ranked No. 2 in the ACC in three-point field goals per game (2.47) in conference games last season, and was No. 3 in percentage

## 2 • Saba Gigiberia • C/F • 7-1 • 248 • So.

- Name pronounced “SOBB-uh GEE-GEE-buh-REE-uh” *with a hard G*
- Saw action in 15 games, averaging 7.8 minutes, 2.5 points and 2.3 rebounds ... Played just two seconds (end of 1st half at Virginia Tech on 2/2) over Tech’s last 13 games
- Received first career start against Wake Forest (1/19), scoring career-high eight points, career-high 16:47 court time ... Followed with eight points in six minutes against Clayton State
- Notched six points and six rebounds at Duke in 14:06 minutes, four points and four rebounds at UNC in 14:01, his previous long stints
- Played short minutes in eight games as a freshman in 2020-21, with a high of 10:01 vs. Delaware State (2 pts, 6 reb) ... Scored buckets in four games, including his first 3-pointer vs. Clemson
- Four-star post prospect originally from the Republic of Georgia who played his high school basketball in the United States
- Excellent basketball IQ who can play with his back to the basket or facing the basket, has a 7-foot-4 wingspan
- Grew up playing rugby, but said his grandfather encouraged him to switch to basketball at 12 because of his height ... Developed well and earned a spot with a club in Spain at 14 years old, where he played for two years before leaving for the U.S. at age 16
- Played his final year of high school at Prolific Preparatory School in Napa, Calif., ranked as high as No. 72 nationally (247Sports) and No. 14 at his position ... Played at Findlay Prep his junior year.
- Played for his home country of Georgia in the FIBA U16 European Division B Championship in 2017, and in the FIBA U18 European Division B Championship in 2019.

## 24 • Rodney Howard • C/F • 6-10 • 246 • Jr.

- In his second season as Tech after transferring from Georgia, won the starting center job in the preseason and played well during the non-conference schedule
- Averaged 6.5 points, fourth-best on the team, and 5.1 rebounds, second-highest, over 27 games, hitting 56.1 percent of his field goals
- Started first 11 games before missing the next five (all ACC games) with an ankle injury ... Returned Jan. 19 to play vs. Wake Forest and started 14 of Tech’s final 16 games
- Played his best basketball of the season in Tech’s last nine games - 10.2 points and 6.3 rebounds per game, 63.5 percent from the floor, more than 30 minutes per game
- Notched his first two ACC double-doubles against NC State (14 points, 11 rebounds) and Syracuse (19 pts, 10 reb)
- Late-season surge elevated his norms for ACC games to 6.6 ppg, 4.8 rpg, 59.2 percent from the floor
- Played 30 minutes against FSU and grabbed seven rebounds, a career high for an ACC game, and added four points and six boards at Virginia Tech
- Averaged 25.0 minutes a game overall and in ACC games ... Increase in playing time contributed to him fouling out four times in Tech’s last nine games (seven total for the season)
- Tech’s leader in blocked shots (20) and compiled a good assist/turnover ratio (40:40) for a post player
- Scored in double digits nine times altogether, including 12 points (6-6 FG) with six rebounds vs. Charleston Southern, playing the final 16:58 with four fouls
- Posted his first career double-double against Miami (Ohio) with career highs of 10 points and 14 rebounds ... Eight points, seven rebounds at Georgia, all in the second half as he played with four fouls.
- Started Tech’s first two games in the post in 2020-21, with highs of six points and four rebounds against Mercer, but played limited minutes thereafter as Tech went to a smaller lineup with ACC Player of the Year Moses Wright at the “5” position
- Played in 12 ACC games (DNP vs. Virginia on Feb. 10, Syracuse) for 66 total minutes as he worked his way into more playing time ... Played 11 of the last 13 games of the season
- Scored a season-high eight points (4-7 FG) in season-high 16:35 at Miami ... Played 18 key minutes off the bench in the ACC quarterfinal against Miami when Moses Wright incurred foul trouble



# BIO UPDATES (see game-by-game stats and career highs in stat pack)

## 13 • Miles Kelly • G • 6-5 • 171 • Fr.

- Shooting guard who played in all but two games (at Duke, Florida State) ... Averaged 14.5 minutes per game (14.0 vs. ACC)
- Played more than 30 minutes in each of Tech's final two games against Boston College and Louisville, making his first career start against the Cardinals in the ACC Tournament ... Scored 16 and 19 points, respectively, in those two games, hitting 11-of-17 from the floor and 6-of-9 from three-point range combined
- Saw his playing time increase late in the season, averaging nearly 24 minutes over Tech's final six games ... Averaged 9.8 points and 2.5 rebounds over that stretch, did not turn the ball over, and hit 46.1 percent of his field goal tries (13-of-25 on threes)
- Struggled to find the basket early in the season but improved ... Hit 21-of-35 three-pointers over his last 14 games, beginning with Clayton State ... Was 5-for-30 on threes for the season before that ... Has hit three triples in a game five times (1/29 vs. Miami, 2/5 vs. Clemson, 2/26 at Notre Dame, 3/2 vs. BC, 3/8 vs. Louisville)
- Scored 10 points with three three-pointers in Tech's win over Clemson (2/5) in 23 minutes, his only other double-figure game
- Had nine points against Miami (1/29), hitting three 3-point field goals during a second-half rally to help Tech trim a 19-point deficit to six ... Two threes for six points at Syracuse, three threes for nine points at Notre Dame
- Atlanta-area native who spent his senior year of high school at Hargrave Military Academy in Virginia, after prepping at Parkview High School in Lilburn ... Prospects soared after having been unranked in recruiting services
- Consensus four-star No. 87 in the 247Sports composite rankings
- His 17.3 points per game, 3.4 3-pointers made per game and 46.1-percent 3-point percentage all ranked second on the team for the undefeated (27-0) Tigers, who averaged more points per game (114.3) than any other Hargrave team on record
- Helped lead the Tigers to a 31-1 overall record, losing only to DME Academy in the opening round of the National Prep Championship, where they were the No. 2 seed
- Starred at Parkview High School in Lilburn, Ga., before transferring to Hargrave, averaging 19.1 points, 5.8 rebounds and 2.0 steals ... Was named second-team all-county

## 11 • Tristan Maxwell • G • 6-2 • 209 • So.

- High-scoring and record-setting guard who was named the North Carolina state player of the year by the Charlotte Observer and MaxPreps following his senior year
- Breakout game at Boston College Jan. 12 with 22 points after scoring just nine in three games previously in his career ... Hit seven three-point baskets in 11 attempts (was 0-for-3 in his previous three games)
- Scored 10 total points in his other four games (3-21 FG)
- Did not play in first 10 games due to a combination of dental problems and a bout with the flu ... Saw first action against Georgia State (4:23) and hit his first career field goal ... Played 13 minutes vs. Notre Dame with four points ... Did not play after 1/19 vs. Wake Forest due to thumb injury and some family matters
- A consensus three-star rating with a ranking as high as No. 198 nationally, and No. 37 at his position
- Missed most of Tech's preseason practice last season with a broken bone in his right foot, had a setback in recovery in January and has played only one game as a result ... Saw his only action against Delaware State (3 points on free throws in 8:12)
- Son of Vernon Maxwell, a former University of Florida All-American and longtime NBA veteran and champion with the Houston Rockets
- The first Charlotte, N.C., area prospect to sign with Georgia Tech since Anthony Morrow in 2005
- Double-figure scorer for North Mecklenburg High School since his freshman year, earning all-conference honors four years and all-state honors as a junior and senior
- Became the school's all-time leading scorer his senior year (finished with 2,253 points, 20th-most all-time in the state) and set the school mark for three-point field goals (finished with 331) by the end of his junior year
- North Mecklenburg compiled a record of 104-12 in his four years on the team, winning its conference and reaching the sectional finals each year

## 23 • Jordan Meka • C/F • 6-8 • 225 • So.

- Last name pronounced "MECK-uh"
- Third member of Tech's rotation at the "5" position who played in just one game before undergoing back surgery as a freshman
- Played in 15 games, 10 ACC games, most of those minutes when Rodney Howard was sidelined due to injury or in foul trouble
- Played 42:17 off the bench in Tech's two games vs. Clemson and Miami and earned his fourth start of the season at Virginia ... Made a difference with his activity in Tech's win over Clemson, grabbing five rebounds and taking three steals in a season-high 27:17 ... Five rebounds, two blocks at Miami in 15:20 ... Played 16:32 vs. Virginia Tech on 2.23 with three rebounds, two assists and a block
- Started against Louisville, Duke and Notre Dame in place of injured Rodney Howard ... Scored four points with 17 rebounds and six blocks in those three games
- Logged 21:24 at Duke (8 rebounds, 3 blocks), 20:15 vs. Louisville (four rebounds, two blocks) and 21:19 vs. Georgia State (seven rebounds and two blocks) ... Had five rebounds and a block vs. Notre Dame ... Four points, five rebounds, three assists vs. Clayton State in 14:22
- Played eight minutes vs. Mercer on Nov. 27 last season before missing the remainder of the season
- Multiple all-state and all-Atlanta Metro performer with a 7-foot-1 wingspan
- Ranked as high as No. 129 nationally and No. 26 at his position by 247Sports (power forward)
- High-level student academically, originally from Yaoundé, Cameroon, moved to the United States in 2016
- Earned all-state honors in Mount Bethel's classification (A-private) every year since his freshman year, including player of the year honors as a sophomore ... Led the Eagles to a pair of state Georgia Independent Christian Athletic Association (GICAA) titles in 2017 and 2018
- Set career school records for points with 1,670 (surpassing current Tech teammate Coleman Boyd), rebounds (920) and blocked shots (>400)

## 14 • Jalon Moore • F • 6-6 • 211 • Fr.

- First name pronounced "JAY-lun"
- Developing athletic forward who earned all-state honors in Alabama, and was rated a three-star prospect
- Played short minutes in 13 games (nine ACC games), but saw his playing time increase in Tech's games against Syracuse, Virginia Tech and Notre Dame (averaged 16 minutes) ... Started and played 13 minutes in Tech's ACC Tournament game against Louisville
- Played shorter minutes in games against Virginia Tech, Virginia, NC State (DNP at Pittsburgh) before that
- Reached the scoring column in each of the last six games in which he played, hitting 6-of-17 shots from the floor with a couple of three-point field goals
- Played in just four games and scored a total of 14 minutes before logging a 13-minute stint against Clayton State, when he scored 13 points (5-6 FG) with six rebounds
- Slashing type scorer who can get to the rim and is comfortable in transition
- Long and athletic player who can guard multiple positions
- Consensus three-star prospect, from Gardendale (Ala.) High School, where he earned all-state honors as a junior in 2019-20
- Ranked No. 120 overall in the 247 composite rankings in the class of 2021 (No. 27 among small forwards), and No. 146 by Rivals (35th at his position)
- Averaged 21.7 points, 9.0 rebounds, 2.6 assists and 1.5 blocked shots per game as a senior at Gardendale, hitting 57 percent of his shots from the floor and 33 percent of his three-point tries

## BIO UPDATES (see game-by-game stats and career highs in stat pack)

### 12 • Khalid Moore • F • 6-7 • 208 • Sr.

- First name pronounced "kuh-LEED"
- Athletic and long (7-foot, 0.5-inch wingspan) forward with good scoring ability and basketball IQ, and an excellent defender ... Capable of guarding any position on the floor from 1 through 5
- Kept his starting position from the end of last season at the small forward spot, and can play the "4" or "5" when Tech utilizes a small lineup
- Started 63 games in his career, including 30 of 32 as a senior ... Scored in double figures 10 times
- Averaged 5.2 points and 3.4 rebounds, both career-best averages, and hit 40.9 percent from the floor ... Also has career highs in steals (34, third on the team), field goals made and attempted (63-of-154) ... Played a career-high 23.8 minutes per game
- In ACC games, averaged 5.1 points, 2.8 rebounds per game and hit 39 percent from the floor ... Scored a career-high 19 points 1/29 against Miami, in which he went 9-of-12 from the floor, also career bests ... Scored a total of 33 points in the 10 games after that
- Scored 13 points in first meeting (12/5) against North Carolina, hitting 5-of-8 from the floor and 2-of-3 three-point attempts
- Played his best basketball of the season over a 14-game stretch prior to Feb. 2 loss at Virginia Tech ... Averaged 7.9 points, hit 40-of-76 shots from the floor (52.6 pct.) during that stretch ... Scored six vs. Louisville, seven at Duke, eight vs. Notre Dame, nine vs. FSU
- Graduating in May with a bachelor's degree in business administration
- Started the last nine games of the 2020-21 season, coinciding with Tech's eight-game winning streak and NCAA Tournament loss ... Averaged 5.9 points, 3.3 rebounds in more than 30 minutes per game over that stretch ... Played more than 30 minutes in six of the games ... Had 11 total starts
- Does a lot of things that don't show up in the box score, good passer, moves well without the ball, keeps Tech offense moving, and his length and activity is an asset on defense ... Plus/minus rating generally on the positive side
- Came from the same high school (Archbishop Molloy) as Yellow Jackets' legendary point guard Kenny Anderson, and played on the same AAU team as teammate Jose Alvarado

### 3 • Bubba Parham • G • 5-10 • 161 • Sr.

- Last name pronounced "PARR-um"
- Missed Tech's first nine games after undergoing surgery Oct. 26 to repair a torn meniscus in right knee, then went through in health and safety protocols
- Made his season debut vs. Louisville Jan. 2 (14:39 minutes), then played 27 turnover-free minutes at Duke (three assists, zero turnovers, three steals) ... Did not play after that as his knee did not recover
- Graduating in May with a bachelor's degree in history, technology and society
- Deep range three-point shooter who can score in a variety of ways despite his small stature
- Averaged 6.7 points in 2020-21, including six double-figure efforts - 17 vs. Kentucky, 16 vs. Mercer, 14 vs. Georgia State, 13 vs. FAMU ... Scored 12 points at Clemson and 11 vs. Pitt, hitting 7-17 FG, 4-11 3pt FG
- Had a good ACC Tournament, scoring nine points against Miami and five against FSU (5-10 FG, 2-5 3pt FG) in 23 total minutes
- Drained three 3-point field goals against North Carolina, two of them as Tech rallied from a 61-53 second-half deficit to win the game ... Also had three triples each against Kentucky and Pitt
- Started nine games, averaged 27 minutes ... Had team's best turnover rate, just 13 against 36 assists in 674 minutes ... Has had 31 games with zero or one turnover at Tech
- In ACC games, averaged 4.8 points and 1.3 assists with just nine turnovers in 16 games ... 18-of-50 on three-pointers (36 pct.)
- Twelve career double-digit games at Tech ... Scored 1,452 points in his career, 327 of those at Tech, and has 231 career three-point field goals (57 at Tech)
- Atlanta-area product who transferred to Georgia Tech following two standout seasons at VMI, where he made the All-Southern Conference team as a sophomore and was named SoCon Freshman of the Year

### 5 • Deivon Smith • G • 6-1 • 172 • So.

- First name pronounced "DAY-von"
- Former four-star high school prospect from Georgia who played his freshman year at Mississippi state and transferred to Georgia Tech, enrolling for the 2021 summer term
- Played in 24 games and started five times, averaging 19.7 minutes (17.2 in ACC games) ... Missed the Georgia Southern game with flu symptoms and did not play at Duke (coach's decision) ... Did not play in Tech's last six games (concussion protocol from fall in Pitt game)
- Longest stint of the season was 30:05 vs. Charleston Southern, in which he scored 11 points, and 25:44 for an ACC game, when he scored 16 vs. Clemson
- Hitting 51.7 percent of his two-point field goal attempts in ACC games
- Played his most complete game in Tech's win over Clemson, matching his season high of 16 points while taking eight rebounds and dishing a season-best six assists, making several key plays down the stretch to keep the Tigers at bay
- Scored season-high 16 points at North Carolina (7-11 FG, three assists, no turnovers in 24:13, following a solid performance at BC with nine points (3-4 FG, 3-4 FT), five rebounds, three assists
- Scored 5.7 points with 2.0 assists per game (48:42 assist/turnover ratio) for the season ... Three or more assists in nine games
- Explosive true point guard with dynamic court vision who excels in transition and is an exceptional finisher with both hands at the rim ... Excellent rebounder for his position (career-high 11 vs. Wisconsin)
- Started eight games as a freshman at Mississippi State ... Averaged 5.2 points, 3.6 rebounds and 2.9 assists across 33 games ... Better in SEC games, averaging 5.6 points, 3.6 rebounds and 3.0 assists in helping MSU go 8-10 in conference
- Had a 97:56 assist/turnover ratio, shot 33.9 percent from the floor, 27.9 percent from three-point range and 61.5 percent from the foul line
- Was invited to participate in the USA Basketball U19 Team Trials for the FIBA World Cup for Men, made the initial cut to 17 players, but did not make the final 12-man roster

### 1 • Kyle Sturdivant • G • 6-2 • 197 • Jr.

- In his second season at Tech after transferring from Southern California, started 28 games, including the last 20 beginning Jan. 4 at Duke
- Averaged 32.6 minutes in the six games that Deivon Smith was sidelined, including a career-high 38:17 against BC ... Averaged 8.7 points, 2.3 assists, 3.0 rebounds over across those six games (37.7 pct. FG, 6-of-22 on threes)
- Averaged 25.2 minutes overall, 7.6 points (third on Tech's team) and 2.3 assists for the season ... Team-best 73:38 assist/turnover ratio
- Scored in double digits seven times in ACC games, averaging 8.0 points (40.4 pct. FG, 34.0 pct. 3pt), 2.3 assists and a 47:21 assist/turnover ratio against the conference
- Last 12 games of the season: 8.3 points, 2.6 assists, 3.1 rebounds per game, 31:13 assist/turnover ratio
- Scored career-high 17 points against Charleston Southern, hitting 7-of-13 FG, with three assists in a career-high 31 minutes, and had 11 with three assists vs. Georgia Southern
- Played in every game off the bench for Tech in 2020-21, averaging 3.5 points while posting a solid 27:17 assist/turnover ratio ... Hit for a season-high 15 points (5-6 FG, 4-4 FT) with three assists against Kentucky
- Key factor off the bench in the ACC Tournament ... Scored five points each against Miami and FSU ... Hit a pair of field goals, including a three, against the Hurricanes, and went 5-for-6 from the foul line in the closing minutes against FSU ... Did not turn the ball over in either game in 28 total minutes
- Made the All-ACC Academic Team in 2020-21

# BIO UPDATES (see game-by-game stats and career highs in stat pack)

## 4 • Jordan Usher • G/F • 6-7 • 220 • Sr.

- Atlanta-area product played two-and-a-half seasons at Tech after transferring from Southern California (took advantage of extra season due to COVID-19)
- Strong wing with a high motor and the ability to get to the rim and create scoring opportunities ... His athleticism and strength make him a force both offensively and defensively
- Became eligible mid-season in 2019-20 and started all 81 Tech games through the end of the 2021-22 season, manning the wing spot and also playing the post when Tech played a small lineup
- Tech's No. 2 scorer and top rebounder, reaching double digits in 26 of 32 games and posting seven games of 10 or more rebounds
- Averaged career bests of 14.78 points, 6.5 rebounds and 2.9 assists in all games as a senior ... Connected on 47.8 percent of his shots from the floor and 34.2 from three-point range
- One of only five Division I players, and the only one from a power conference team, to average at least 14.78 points, 6.5 rebounds, 2.9 assists and 1.46 steals for the season
- Ranked 15th in the ACC in scoring, 13th in rebound average and 12th in field goal percentage
- Twice scored 30 points in a game, both in overtime wins against Georgia State (8-14 FG, 5-6 3pt, 9-10 FT, 11 rebounds) and Boston College (12-16 FG, 8 rebounds, 5 assists)
- Posted six double-doubles, including two against ACC teams - Notre Dame (16 pts/14 rebs), Miami (15 pts/10 rebs), Syracuse (14 pts/13 reb)
- Scored 19 points with eight rebounds, five assists and five steals in Tech's upset of Florida State (1/26), one of only three ACC players to achieve those totals in a game since 2010-11 season ... Had similar game at Pitt (10 points, 8 rebounds, 5 assists, 4 steals)
- Led the Jackets in steals and was No. 2 in assists ... Ranked No. 8 in assist rate and No. 11 in steal rate in ACC games according to KenPom.com
- In ACC games: averaged 14.1 points, 6.1 rebounds while hitting 47 percent from the floor and 2 percent from three-point range
- Started strong with double figures in Tech's first five games, including 21 in a win at Georgia and career-high 24 the following game against Charleston Southern
- Also notched double-doubles against Stetson (14/11), and Charleston Southern (24/10), and has six for his career
- Cleared 1,000 career points with his 22-point effort on Jan. 15 at North Carolina ... Finished his college career 1,237 in 129 career games (963 points in a Tech uniform) ... Notched 52 double-digit games at Tech, 18 of those in 2020-21 and 26 as a senior
- Graduating in May with a bachelor's degree in business administration
- Unsung leader and major contributor in 2020-21 who averaged 11.6 points (fourth on the team), 2.8 assists, 4.2 rebounds (third on the team) and 1.6 steals per game ... Connected on exactly 50 percent of his field goal tries
- Made the ACC All-Tournament team after scoring 15 points each against Miami and FSU ... Scored 15 points (7-9 FG) with five rebounds against Loyola Chicago in the NCAA Tournament

## 30 • Coleman Boyd • G • 6-1 • 178 • Jr.

- Non-scholarship guard who enrolled at Tech for the summer term in 2019 ... Played in seven games in his career, one this season
- Played in four games as a freshman, scoring five points with two assists and a steal ... Drove for a layup against Hawaii for his first collegiate points, and hit a three-pointer against Morehouse
- All-state point guard from Georgia private school powerhouse Mt. Bethel Christian Academy
- Four-year letterwinner and captain at Mt. Bethel, which won state Georgia Independent Christian Athletic Association (GICAA) championships in 2017 and 2019, and reached the final four in 2016 and 2019 ... Team went 97-26 in his four years
- Earned all-region and honorable mention all-state honors in 2019 by the Georgia High School Association
- Played at Mt. Bethel for his father, Cal, a longtime successful high school coach in the Atlanta area and a standout basketball player at Wake Forest following a legendary high school career at Campbell High School in Smyrna

## 33 • Brayden Daniels • G • 6-4 • 170 • Fr.

- Non-scholarship guard who joined the Yellow Jackets' program for the fall 2021 semester ... Played in one game
- Son of former Georgia Tech football player Conrad Daniels (1995-99)
- Nephew of former Georgia Tech Hall of Fame track star Lynn Houston Moore (1994-98) and former Tech basketball star Clarence Moore (1999-2004)
- Also nephew to former Tennessee and NBA basketball star Allan Houston
- Attended and lettered four years in basketball the Christian Academy of Louisville (Ky.)
- Named to the All-Seventh Region team in Kentucky by the Louisville Courier-Journal as a senior
- Scored over 1,000 points in his high school career

## 43 • Jermontae Hill • G • 6-6 • 198 • Fr.

- First name pronounced "jer-MON-tay"
- Skilled big guard who turned down scholarship offers from Boston College and St. John's to walk-on at Georgia Tech (also East Carolina, Florida, Florida State and Kansas State according to 247Sports) ... non-scholarship player who is redshirting
- Ranked as high as the No. 22 player in the state of Georgia according to 247Sports and the No. 67 small forward in the nation ... Ranked among 247's top 100 at one time
- Playmaking wing who can defend various positions and bring toughness to the perimeter
- Prepped following high school at DME Sports Academy in Daytona, Fla.
- Before that, he attended Tucker High School, where he earned first-team all-state honors in Class AAAAAA by the Atlanta Journal-Constitution as a senior in 2020, second-team all-state choice by Hoopseen
- Also named player of the year in the Class AAAAAA South by the Georgia Athletic Coaches Association.

## 35 • Jehloni James • F • 6-6 • 192 • Jr.

- First name pronounced "juh-LON-ee"
- Non-scholarship player who joined the Tech program for the fall, 2019 semester
- Played in four games in 2020-21, logging a high of 4:38 against Delaware State ... Grabbed three rebounds in a 3:48 stint in Tech's win at Miami ... Has not played this season
- His father, Elbridge, played college basketball at Binghamton University
- Played in one game in 2019-20, for the final minute against Elon, and made his only field goal attempt.
- Played four years and lettered three at Lanier High School in Sugar Hill, Ga.



# 2021-22 SEASON STATISTICS AND RESULTS

## Game Records

Record	Overall	Home	Away	Neutral
ALL GAMES	12-20	9-9	3-8	0-3
CONFERENCE	5-15	3-7	2-8	0-0
NON-CONFERENCE	7-5	6-2	1-0	0-3

## Score by Periods

Team	1st	2nd	OT	TOT
Georgia Tech	1066	1088	41	2195
Opponents	1064	1168	32	2264

## Team Box Score

No.	Player				Total		3-Point		F-Throw		Rebounds														
		GP-GS	MIN	AVG	FG-FGA	FG%	3FG-3FGA	3FG%	FT-FTA	FT%	OFF	DEF	TOT	AVG	PF	DQ	A	TO	BLK	STL	PTS	AVG			
0	DEVOE, Michael	31-29	1070:40	34.5	200-433	.462	70-192	.365	85-116	.733	21	130	151	4.9	63	1	97	86	12	42	555	17.9			
4	USHER, Jordan	32-31	1012:29	31.6	181-379	.478	41-120	.342	70-97	.722	39	170	209	6.5	83	3	93	86	5	47	473	14.8			
1	STURDIVANT, Kyle	32-28	807:36	25.2	89-216	.412	26-78	.333	39-50	.780	7	74	81	2.5	55	2	73	38	2	30	243	7.6			
24	HOWARD, Rodney	27-25	668:11	24.7	74-132	.561	0-0	.000	27-44	.614	56	82	138	5.1	83	6	40	40	20	11	175	6.5			
11	MAXWELL, Tristan	5-0	77:54	15.6	11-32	.344	8-20	.400	2-4	.500	2	6	8	1.6	5	0	2	3	0	1	32	6.4			
10	COLEMAN, Dallan "Deebo"	31-5	734:26	23.7	63-161	.391	43-104	.413	23-32	.719	12	46	58	1.9	70	1	19	21	3	28	192	6.2			
5	SMITH, Deivon	24-5	472:12	19.7	58-144	.403	5-18	.278	16-27	.593	25	56	81	3.4	44	0	48	42	5	25	137	5.7			
12	MOORE, Khalid	32-30	762:06	23.8	63-154	.409	6-28	.214	34-50	.680	40	70	110	3.4	70	4	22	34	7	34	166	5.2			
13	KELLY, Miles	30-1	433:40	14.5	48-118	.407	26-75	.347	13-18	.722	7	36	43	1.4	30	0	15	19	3	15	135	4.5			
14	MOORE, Jalon	13-1	111:18	8.6	14-31	.452	3-5	.600	6-12	.500	8	17	25	1.9	15	0	3	9	8	2	37	2.8			
2	GIGIBERIA, Saba	15-1	117:14	7.8	16-33	.485	0-0	.000	6-10	.600	12	23	35	2.3	21	0	11	11	6	5	38	2.5			
23	MEKA, Jordan	15-4	187:59	12.5	6-27	.222	0-0	.000	0-0	.000	14	30	44	2.9	35	1	10	6	11	6	12	0.8			
33	DANIELS, Brayden	1-0	01:18	1.3	0-0	.000	0-0	.000	0-0	.000	0	0	0	0.0	0	0	0	0	0	0	0	0.0			
3	PARHAM, Bubba	2-0	41:39	20.8	0-6	.000	0-6	.000	0-0	.000	0	1	1	0.5	2	0	4	0	0	3	0	0.0			
30	BOYD, Coleman	1-0	01:18	1.3	0-0	.000	0-0	.000	0-0	.000	0	0	0	0.0	0	0	1	0	0	0	0	0.0			
Team											41	63	104					24							
Total		32	6500		823-1866	.441	228-646	.353	321-460	.698	284	804	1088	34.0	576	18	438	419	82	249	2195	68.6			
Opponents		32	6500		807-1850	.436	226-718	.315	424-590	.719	313	818	1131	35.3	467	8	477	422	104	212	2264	70.8			

## Team Statistics

	GATECH	OPP
<b>Scoring</b>	<b>2195</b>	<b>2264</b>
Points per game	68.6	70.8
Scoring margin	-2.2	-
<b>Field goals-att</b>	<b>823-1866</b>	<b>807-1850</b>
Field goal pct	.441	.436
<b>3 point fg-att</b>	<b>228-646</b>	<b>226-718</b>
3-point FG pct	.353	.315
3-pt FG made per game	7.1	7.1
<b>Free throws-att</b>	<b>321-460</b>	<b>424-590</b>
Free throw pct	.698	.719
F-Throws made per game	10.0	13.3
<b>Rebounds</b>	<b>1088</b>	<b>1131</b>
Rebounds per game	34.0	35.3
Rebounding margin	-1.3	-
<b>Assists</b>	<b>438</b>	<b>477</b>
Assists per game	13.7	14.9
<b>Turnovers</b>	<b>419</b>	<b>422</b>
Turnovers per game	13.1	13.2
Turnover margin	+0.1	-
Assist/turnover ratio	1.0	1.1
<b>Steals</b>	<b>249</b>	<b>212</b>
Steals per game	7.8	6.6
<b>Blocks</b>	<b>82</b>	<b>104</b>
Blocks per game	2.6	3.3
<b>Winning streak</b>	<b>0</b>	<b>-</b>
Home win streak	1	-
<b>Attendance</b>	<b>86234</b>	<b>111414</b>
Home games-Avg/Game	18-4791	11-10129
Neutral site-Avg/Game	-	3-6727

## Team Results

Date	Opponent		Score	Att.
11/09/2021	Miami (OH)	L	69-72	4221
11/12/2021	Stetson	W	77-52	4082
11/15/2021	Lamar University	W	75-66	3625
11/19/2021	at Georgia	W	88-78	9057
11/22/2021	Charleston So.	W	85-70	3912
11/26/2021	Ga. Southern	W	61-59	4486
12/01/2021	Wisconsin	L	66-70	6302
12/05/2021	North Carolina	L	62-79	6217
12/11/2021	vs LSU	L	53-69	6137
12/18/2021	vs Southern California	L	53-67	7821
12/21/2021	Georgia St.	Wot	72-62	4228
01/02/2022	Louisville	L	64-67	4853
01/04/2022	at Duke	L	57-69	9314
01/08/2022	Notre Dame	Lot	68-72	5813
01/12/2022	at Boston College	W	81-76	3591
01/15/2022	at North Carolina	L	65-88	18568
01/19/2022	Wake Forest	L	64-80	4698
01/23/2022	Clayton St.	W	103-53	4127
01/26/2022	Florida St.	W	75-61	4697
01/29/2022	Miami (FL)	L	62-73	5135
02/02/2022	at Virginia Tech	L	66-81	6887
02/05/2022	Clemson	W	69-64	5784
02/09/2022	at Miami (FL)	L	70-79	3866
02/12/2022	at Virginia	L	53-63	14253
02/15/2022	NC State	L	61-76	4568
02/19/2022	at Pittsburgh	W	68-62	9085
02/21/2022	at Syracuse	Lot	73-74	22042
02/23/2022	Virginia Tech	L	58-62	4150
02/26/2022	at Notre Dame	L	56-90	9149
03/02/2022	at Clemson	L	65-68	5602
03/05/2022	Boston College	Wot	82-78	5336
03/08/2022	vs Louisville	L	74-84	6222

## 2021-22 SEASON STATISTICS AND RESULTS - ACC ONLY

## Game Records

Record	Overall	Home	Away	Neutral
ALL GAMES	5-15	3-7	2-8	0-0
CONFERENCE	5-15	3-7	2-8	0-0
NON-CONFERENCE	0-0	0-0	0-0	0-0

## Score by Periods

Team	1st	2nd	OT	TOT
Georgia Tech	637	654	28	1319
Opponents	690	743	29	1462

## Team Box Score

No. Player					Total		3-Point		F-Throw		Rebounds													
		GP-GS	MIN	AVG	FG-FGA	FG%	3FG-3FGA	3FG%	FT-FTA	FT%	OFF	DEF	TOT	AVG	PF	DQ	A	TO	BLK	STL	PTS	AVG		
0	DEVOE, Michael	20-20	706:54	35.3	121-274	.442	38-125	.304	45-59	.763	15	81	96	4.8	41	0	57	55	10	27	325	16.3		
4	USHER, Jordan	20-20	616:54	30.8	109-232	.470	22-74	.297	42-58	.724	23	99	122	6.1	54	2	63	56	2	30	282	14.1		
1	STURDIVANT, Kyle	20-19	544:11	27.2	59-146	.404	18-53	.340	23-26	.885	5	47	52	2.6	41	2	47	21	1	21	159	8.0		
11	MAXWELL, Tristan	4-0	73:31	18.4	10-30	.333	8-19	.421	2-4	.500	1	6	7	1.8	5	0	2	3	0	1	30	7.5		
24	HOWARD, Rodney	15-13	375:07	25.0	42-71	.592	0-0	.000	15-22	.682	31	41	72	4.8	47	4	17	22	9	7	99	6.6		
10	COLEMAN, Dallan "Deebo"	20-3	483:17	24.2	42-117	.359	27-75	.360	14-19	.737	9	25	34	1.7	46	0	10	12	2	22	125	6.3		
5	SMITH, Deivon	14-1	240:60	17.2	33-67	.493	2-7	.286	10-17	.588	13	29	42	3.0	16	0	27	23	4	12	78	5.6		
12	MOORE, Khalid	20-19	478:17	23.9	39-100	.390	4-16	.250	20-34	.588	16	39	55	2.8	45	4	15	21	7	21	102	5.1		
13	KELLY, Miles	18-0	252:39	14.0	24-65	.369	17-46	.370	10-14	.714	4	26	30	1.7	17	0	8	11	2	10	75	4.2		
2	GIGIBERIA, Saba	6-1	49:44	8.3	8-18	.444	0-0	.000	2-6	.333	7	7	14	2.3	11	0	7	4	1	2	18	3.0		
14	MOORE, Jalon	9-0	74:39	8.3	6-16	.375	2-4	.500	4-8	.500	3	10	13	1.4	11	0	3	6	6	1	18	2.0		
23	MEKA, Jordan	10-4	137:07	13.7	4-20	.200	0-0	.000	0-0	.000	11	19	30	3.0	24	1	4	4	9	4	8	0.8		
3	PARHAM, Bubba	2-0	41:39	20.8	0-6	.000	0-6	.000	0-0	.000	0	1	1	0.5	2	0	4	0	0	3	0	0.0		
Team											23	40	63					17						
Total		20	4075		497-1162	.428	138-425	.325	187-267	.700	161	470	631	31.6	360	13	264	255	53	161	1319	66.0		
Opponents		20	4075		519-1142	.454	145-441	.329	279-370	.754	191	541	732	36.6	280	4	314	266	65	132	1462	73.1		


## Team Statistics

	GATECH	OPP
<b>Scoring</b>	<b>1319</b>	<b>1462</b>
Points per game	66.0	73.1
Scoring margin	-7.2	-
<b>Field goals-att</b>	<b>497-1162</b>	<b>519-1142</b>
Field goal pct	.428	.454
<b>3 point fg-att</b>	<b>138-425</b>	<b>145-441</b>
3-point FG pct	.325	.329
3-pt FG made per game	6.9	7.3
<b>Free throws-att</b>	<b>187-267</b>	<b>279-370</b>
Free throw pct	.700	.754
F-Throws made per game	9.4	14.0
<b>Rebounds</b>	<b>631</b>	<b>732</b>
Rebounds per game	31.6	36.6
Rebounding margin	-5.1	-
<b>Assists</b>	<b>264</b>	<b>314</b>
Assists per game	13.2	15.7
<b>Turnovers</b>	<b>255</b>	<b>266</b>
Turnovers per game	12.8	13.3
Turnover margin	+0.6	-
Assist/turnover ratio	1.0	1.2
<b>Steals</b>	<b>161</b>	<b>132</b>
Steals per game	8.1	6.6
<b>Blocks</b>	<b>53</b>	<b>65</b>
Blocks per game	2.7	3.3
<b>Winning streak</b>	<b>1</b>	<b>-</b>
Home win streak	1	-
<b>Attendance</b>	<b>51251</b>	<b>102357</b>
Home games-Avg/Game	10-5125	10-10236
Neutral site-Avg/Game	-	0-0

## Team Results

Date	Opponent		Score	Att.
12/05/2021	North Carolina	L	62-79	6217
01/02/2022	Louisville	L	64-67	4853
01/04/2022	at Duke	L	57-69	9314
01/08/2022	Notre Dame	Lot	68-72	5813
01/12/2022	at Boston College	W	81-76	3591
01/15/2022	at North Carolina	L	65-88	18568
01/19/2022	Wake Forest	L	64-80	4698
01/26/2022	Florida St.	W	75-61	4697
01/29/2022	Miami (FL)	L	62-73	5135
02/02/2022	at Virginia Tech	L	66-81	6887
02/05/2022	Clemson	W	69-64	5784
02/09/2022	at Miami (FL)	L	70-79	3866
02/12/2022	at Virginia	L	53-63	14253
02/15/2022	NC State	L	61-76	4568
02/19/2022	at Pittsburgh	W	68-62	9085
02/21/2022	at Syracuse	Lot	73-74	22042
02/23/2022	Virginia Tech	L	58-62	4150
02/26/2022	at Notre Dame	L	56-90	9149
03/02/2022	at Clemson	L	65-68	5602
03/05/2022	Boston College	Wot	82-78	5336

## 2021-22 BOX SCORES



Official Basketball Box Score - Final

Miami (OH) at Georgia Tech

11/09/21 McComish Pavilion, Atlanta

2021-22 Men's Basketball

Game Time: 7:30 PM

Game Duration: 2:07

Attendance: 4,221

Officials: Ron Groover, Tony Henderson, Jemel Spearman

Miami (OH) - 72

Record: 1-0

NO. Name	Min	FG	3P	FT	Rebounds	Fouls	TP	AS	TO	ST	Blocks	BS	BA	+/-	
5 Precious Ayah	F 25:46	4-4	0-0	2-4	1	2	3	4	10	1	0	2	1	0	14
13 Dalonte Brown	F 33:32	2-9	2-5	6-7	1	8	9	3	3	12	1	4	0	1	11
2 Mekhi Lairy	G 32:48	9-19	3-9	2-3	1	1	2	1	5	23	2	1	0	1	0
3 Dae Dae Grant	G 27:57	6-15	1-8	2-2	0	5	5	1	2	15	2	2	1	0	0
22 Myja White	G 32:03	1-4	0-3	0-0	0	3	3	1	2	2	2	0	1	0	0
33 Elijah McNamara	15:07	1-5	0-1	0-0	2	1	3	3	0	2	0	0	1	1	2
4 Isaiah Coleman-Lands	19:02	1-5	0-3	0-0	0	1	1	1	2	2	1	0	1	0	0
1 Kamari Williams	08:10	0-2	0-2	2-2	2	0	2	3	3	2	0	1	1	0	0
35 Curtis Harrison IV	04:34	1-1	0-0	2-3	0	2	2	0	2	4	0	0	0	0	0
21 Jackson Ames	01:01	0-0	0-0	0-0	0	1	1	1	0	0	0	0	0	0	0
Team		2	2	4	0	0	0	0	0	0	0	0	0	0	0
Totals		25-64	6-31	16-21	9	25	34	17	23	72	9	8	7	4	3

Technical Fouls: NONE

Georgia Tech - 69

Record: 0-1

NO. Name	Min	FG	3P	FT	Rebounds	Fouls	TP	AS	TO	ST	Blocks	BS	BA	+/-	
4 Jordan Usher	F 36:06	4-12	0-4	4-4	0	9	9	5	2	12	3	3	1	1	0
12 Khalid Moore	F 21:31	2-9	0-5	1-1	2	1	3	2	1	5	1	1	3	0	0
24 Rodney Howard	C 30:36	5-7	0-0	0-1	3	11	14	3	3	10	0	2	0	1	0
0 Michael Devoe	G 38:25	8-18	4-6	6-6	1	3	4	0	4	26	2	3	1	0	3
1 Kyle Sturdivant	G 22:09	1-5	0-0	2-2	0	1	1	0	2	4	2	0	0	1	1
5 Delvon Smith	25:12	2-6	0-0	2-4	1	1	2	4	2	6	3	3	1	0	0
2 Saba Gigberia	04:38	1-1	0-0	0-0	2	2	4	3	0	2	0	1	0	0	0
10 Dallan "Deebo" Coleman	17:08	1-2	0-1	2-2	0	3	3	5	3	4	0	1	0	0	-4
13 Miles Kelly	04:15	0-1	0-1	0-0	0	0	0	1	0	0	0	0	0	0	-2
Team		3	1	4	0	0	0	0	0	0	0	0	0	0	-2
Totals		24-61	4-17	17-20	12	32	44	23	17	69	11	14	6	3	4

Technical Fouls: NONE

	Biggest lead	Points from Turnovers	Miami	Georgia Tech	Period by Period Scoring
	6 (2 <sup>nd</sup> 18:09)	13	11		1st 2nd TOT
Best Scoring Run	9 (1 <sup>st</sup> 7:44)	26	34		Miami 33 39 72
Lead Changes	11	First Chance	11	6	Georgia Tech 33 36 69
Times Tied	6	Second Breaks	11	17	
Time with Lead	12:34	Bench	10	12	
	23:49				

Official Basketball Box Score - Final  
Stetson at Georgia Tech  
11/12/21 McComish Pavilion, Atlanta  
2021-22 Men's Basketball

Game Time: 7:30 PM  
Game Duration: 1:48  
Attendance: 4,082

Officials: Bert Smith, Raynie Slyons, Tony Chaziza

Stetson - 52															Record: 1-1															
		Min	FG	3P	FT	Rebounds	Fouls	TP	AS	TO	ST	Blocks	BS	BA																
NO. Name			M-A	M-A	M-A	OR DR TOT	PF FO																							
15 Mahamadou Diawara		C 11:51	0-2	0-0	1-2	2 1 3	0 2	1	1	2	0	0	0	0																
0 Christian Jones		G 25:32	2-6	1-4	3-5	2 2 4	1 3	8	0	1	0	0	1	1																
2 Rob Perry		G 33:27	1-10	0-4	0-0	0 6 6	1 2	2	3	3	0	0	0	0																
11 Chase Johnston		G 34:34	5-13	3-8	0-0	0 4 4	2 2	13	0	2	3	0	0	0																
30 Stephan Swenson		G 25:51	3-8	1-4	0-0	0 1 1	2 2	7	4	3	3	0	0	0																
12 Josh Smith		21:14	5-9	1-3	0-0	0 6 6	2 2	11	0	2	0	1	0	4																
21 Aubin Gateretse		12:58	2-5	0-0	0-0	0 1 1	0 0	4	0	1	1	0	0	0																
5 GianCarlo Valdez		17:24	2-4	0-2	0-0	0 3 3	1 0	4	5	2	2	1	0	0																
35 Alvin Tumbin		04:58	0-0	0-0	0-0	0 0 0	0 0	0	0	0	0	1	0	0																
1 Wheza Pienzo		03:04	0-1	0-1	0-0	0 0 0	0 0	0	0	0	0	0	0	0																
4 Keith Lamar		04:20	0-1	0-1	0-0	0 0 0	0 0	0	0	0	0	1	0	0																
24 Alex Crawford		02:59	0-0	0-0	0-0	0 0 0	0 0	0	0	0	0	0	0	0																
3 Tasos Cook		01:48	1-1	0-0	0-0	0 0 0	0 0	2	0	0	0	0	0	0																
Team																														
Totals																														



# 2021-22 BOX SCORES

Official Basketball Box Score - Final  
Charleston So. at Georgia Tech  
11/22/21 McCamish Pavilion, Atlanta  
2021-22 Men's Basketball

Game Time: 7:00 PM  
Game Duration: 2:00  
Attendance: 3,911

Officials: Tony Henderson, Brent Hampton, Jemel Spearman

Charleston So. - 70

Record: 2-3

NO. Name	Min	FG M-A	3P M-A	FT M-A	Rebounds OR DR TOT	Fouls PF FO	TP	AS	TO	ST	Blocks BS BA	+/-
1 Kalib Clinton	F 15:33	3-3	0-0	0-0	2 2 4	4 0	6	0	0	2	0	-12
14 Tajé Kelly	F 25:06	4-12	0-0	2-5	1 3 4	3 3	10	0	4	0	1 2	-11
23 Sean Price	F 31:34	2-2	0-0	0-0	2 3 5	4 0	4	3	4	1	0 0	-11
4 Deontaye Buskey	G 26:32	4-10	3-8	0-1	0 2 2	1 2	11	2	3	0	0 0	-15
13 Tahluk Chavez	G 34:31	5-15	3-11	2-3	1 2 3	1 1	15	5	2	2	0 0	-12
22 Sadarius Bowser	20:53	3-4	0-0	4-4	0 1 1	2 4	10	1	0	0	0 0	-2
34 Cheikh Faye	23:11	4-7	1-3	0-0	1 4 5	1 1	9	0	1	1	0 0	-3
12 Claudell Harris Jr.	15:51	1-6	1-4	0-0	0 2 2	2 0	3	2	0	0	0 0	0
2 Emorie Knox	01:34	0-0	0-0	0-0	0 0 0	1 0	0	1	0	0	0 0	-3
11 Ja'Quavian Florence	05:05	0-0	0-0	2-2	0 1 1	0 1	2	1	1	0	0 0	-5
0 Travis Anderson	00:10	0-0	0-0	0-0	0 0 0	0 1	0	0	0	0	0 0	0
Team					3 0 3							
Totals	26:59	8-26	10-15	10	20 30	19 13	70	15	15	6	1 2	-15

Technical Fouls: NONE

Georgia Tech - 85

Record: 4-1

NO. Name	Min	FG M-A	3P M-A	FT M-A	Rebounds OR DR TOT	Fouls PF FO	TP	AS	TO	ST	Blocks BS BA	+/-
4 Jordan Usher	F 35:26	9-15	3-4	3-4	1 9 10	0 4	24	3	1	1	0 0	15
12 Khalid Moore	F 26:17	2-4	0-0	0-0	0 3 3	6 0	4	0	2	2	0 0	14
24 Rodney Howard	C 27:18	6-6	0-0	0-0	2 4 6	4 0	12	3	0	0	0 0	16
1 Kyle Sturdivant	G 32:09	7-13	1-2	2-2	0 1 1	1 1	17	3	2	0	0 1	22
5 Devon Smith	G 30:05	4-12	0-1	3-5	1 2 3	3 4	11	2	0	1	0 0	13
10 Dallan "Deebo" Coleman	16:56	1-3	0-2	1-2	0 1 1	1 3	2	3	0	2	0 0	-8
2 Saba Gigberia	12:42	2-3	0-0	2-2	1 3 4	1 3	6	3	0	1	2 0	-1
13 Miles Kelly	19:07	4-6	0-2	0-0	0 1 1	1 1	8	2	0	2	0 0	4
Team					0 1 1							
Totals	35:52	4-11	11-15	8	25 33	13 19	85	16	11	7	2 1	15

Technical Fouls: NONE

	CSU	GaTech
Biggest lead	0 (1st 20:00)	17 (2nd 19:05)
Best Scoring Run	5 (1st 10:24)	8 (1st 17:51)
Lead Changes	0	
Times Tied	0	
Time with Lead	00:00	39:22

Points from	CSU	GaTech
Turnovers	12	12
Paint	30	50
Second Chance	6	13
Fast Breaks	4	10
Bench	24	17

Period by Period Scoring	1st	2nd	TOT
CSU	29	41	70
GaTech	42	43	85

Official Basketball Box Score - Final  
Ga. Southern at Georgia Tech  
11/26/21 McCamish Pavilion, Atlanta  
2021-22 Men's Basketball

Game Date: 12/30 PM  
Game Duration: 1:57  
Attendance: 4,486

Officials: Brian O'Connell, Jeff Clark, Jeremy Mosler

Ga. Southern - 59

Record: 4-2

NO. Name	Min	FG M-A	3P M-A	FT M-A	Rebounds OR DR TOT	Fouls PF TD	TP	AS	TO	ST	Blocks BS BA	+/-
2 Elijah McCadden	F 37:07	6-14	0-3	2-6	0 7 7	1 3	14	3	5	1	0	-2
12 Andrei Savrasov	F 23:30	3-9	0-0	0-1	2 3 5	4 1	6	0	2	0	0	1
24 Prince Toyambi	F 12:06	2-4	0-0	0-2	1 3 4	3 2	4	0	1	0	0	-5
3 Trei Cobbis	G 21:30	1-2	0-0	2-2	0 1 1	3 6	4	3	3	1	0	-6
13 Gedi Juozapalis	G 27:47	1-5	0-3	0-0	0 3 3	2 0	2	0	3	1	1	-13
1 Cam Bryant	23:21	5-9	4-8	0-0	3 3 6	4 0	14	3	1	2	0	5
4 Kamari Brown	34:22	5-10	1-5	2-2	2 4 6	2 1	13	3	0	2	0	3
23 Grant Weatherford	08:27	0-0	0-0	0-0	0 1 1	0 1	0	1	0	0	0	-3
10 Carlos Curry	11:50	1-3	0-0	0-0	0 2 2	0 2	0	2	0	1	0	4
Team					2 0 2		0		0			
Totals	24:56	5-19	6-13	10	27 37	22 14	59	13	16	7	2	-2

Technical Fouls: Coach 2nd 3rd 20

Georgia Tech - 61

Record: 5-1

NO. Name	Min	FG M-A	3P M-A	FT M-A	Rebounds OR DR TOT	Fouls PF TD	TP	AS	TO	ST	Blocks BS BA	+/-
4 Jordan Usher	F 36:25	4-11	1-5	0-3	1 9 10	2 3	9	2	3	1	0	4
12 Khalid Moore	F 23:52	1-3	0-0	0-0	1 2 3	1 0	2	0	1	0	0	1
24 Rodney Howard	C 35:59	4-7	0-0	2-5	4 2 6	2 4	10	3	1	2	1	0
1 Kyle Sturdivant	G 29:24	3-7	0-2	5-6	0 5 5	2 3	11	3	2	2	0	0
10 Dallan "Deebo" Coleman	G 24:36	1-3	1-2	0-0	0 2 2	2 2	3	0	1	0	0	-12
13 Miles Kelly	10:53	0-2	0-2	0-0	1 1 2	2 0	0	0	1	0	0	-6
2 Saba Gbieria	03:00	0-1	0-0	0-0	0 0 0	2 0	0	0	1	1	0	-1
0 Jalani Moore	05:34	0-1	0-0	0-2	1 1 2	0 1	0	0	0	0	1	1
0 Michael Devore	30:17	8-16	5-9	5-8	1 3 4	1 8	26	5	4	2	0	6
Team					1 0 1		0		0			
Totals	21:51	7-20	12-24	10	25 35	14 21	61	13	14	8	2	2

Technical Fouls: NONE


	GaSo	GaTech	Points from	GaSo	GaTech	Period by Period Scoring
Biggest lead	14 (1 <sup>st</sup> 0:23)	7 (2 <sup>nd</sup> 3:20)	Turnovers	13	28	1st 2nd TOT
Best Scoring Run	9 (1 <sup>st</sup> 9:44)	7 (2 <sup>nd</sup> 18:53)	Paint	24	26	GaSo 39 20 59
Lead Changes	5		Second Chance	16	5	GaTech 27 34 61
Times Tied	4		Fast Breaks	4	13	
Time with Lead	24:16	13:10	Bench	29	26	







# 2021-22 BOX SCORES



Official Basketball Box Score - Final

Wake Forest at Georgia Tech

01/19/22 McCamish Pavilion, Atlanta

2021-22 Men's Basketball

Game Time: 7:00 PM

Game Duration: 1:57

Attendance: 4,698

Officials: Jamie Luckie, Ted Valentine, John Gaffney

Wake Forest - 80

Record: 15-4 (5-3)

NO.	Name	Min	FG	3P	FT	Rebounds	Fouls	TP	AS	TO	ST	Blocks	BS	BA	+/
			M-A	M-A	M-A	OR DR TOT	PF FD								
1	Isaiah Mucius	F 32:08	8-12	2-6	0-0	0 2 2	0 0	18	1	1	2	0	0	3	
13	Dallas Walton	C 21:36	5-7	0-0	1-1	1 2 3	2 1	11	1	1	3	1	0	7	
0	Jake LaRavia	G 40:00	5-7	0-1	3-4	2 3 5	3 4	13	9	5	1	2	1	16	
4	Daivien Williamson	G 23:30	4-9	3-5	0-0	1 1 2	0 1	11	0	3	1	0	1	6	
31	Alondes Williams	G 36:40	8-13	1-5	2-2	0 7 7	2 3	19	9	4	1	3	0	14	
20	Khadim Sy	22:08	0-3	0-3	0-0	0 5 5	3 1	0	0	3	1	0	0	18	
30	Damari Monsanto	11:41	2-5	2-5	0-0	0 8 8	1 0	6	0	0	0	2	0	14	
11	Carter Whitt	12:17	1-2	0-1	0-0	0 0 0	1 0	2	3	1	0	0	0	2	
Team						0 2 2		0	0	0					
Totals			33-58	8-26	6-7	4 30 34	12 10	80	23	18	9	8	2	16	

Technical Fouls:Williams 1<sup>st</sup>11:36

Shooting By Period

1 <sup>st</sup> FG%	16-29	55.2%	3PT%	3-13	23.1%
FT%	2-2	100%	3PT%	17-29	58.6%
3PT%	5-13	38.5%	FT%	4-5	80%
GM FG%	33-58	56.9%	GM FG%	33-58	56.9%
3PT%	8-26	30.8%	FT%	6-7	85.7%

Dead Ball Rebounds: 1, 1

Georgia Tech - 64

Record: 7-10 (1-6)

NO.	Name	Min	FG	3P	FT	Rebounds	Fouls	TP	AS	TO	ST	Blocks	BS	BA	+/
			M-A	M-A	M-A	OR DR TOT	PF FD								
4	Jordan Usher	F 22:40	5-10	1-4	2-6	2 3 5	2 4	13	0	2	2	0	1	-13	
12	Khalid Moore	F 27:39	1-3	0-1	2-2	2 1 3	3 1	4	1	0	1	0	0	-12	
2	Saba Gigberia	C 16:47	4-8	0-0	0-0	1 0 1	1 0	8	3	2	0	0	0	-3	
0	Michael Devoe	G 33:01	9-21	2-9	2-2	0 1 1	2 3	22	2	2	1	0	1	-17	
1	Kyle Sturdivant	G 25:42	2-4	0-0	0-0	1 1 2	1 0	4	1	2	2	0	1	-11	
24	Rodney Howard	16:25	0-2	0-0	1-2	2 2 4	0 1	1	3	0	1	1	1	-8	
5	Devon Smith	15:18	1-1	0-0	0-0	0 2 2	1 1	2	3	4	0	0	0	-8	
10	Dallan "Deebo" Coleman	20:48	2-9	1-5	0-0	0 3 3	0 0	5	0	0	3	0	2	0	
11	Tristan Maxwell	10:56	1-7	1-3	1-2	1 3 4	0 2	4	1	1	1	0	2	-1	
13	Miles Kelly	10:44	0-0	0-0	1-1	0 3 3	0 0	1	0	2	0	1	0	-7	
Team						3 1 4		0	0	0					
Totals			25-65	5-22	12-15	12 30 32	10 12	64	14	15	11	2	8	-16	

Technical Fouls:NONE

Shooting By Period

1 <sup>st</sup> FG%	14-35	40.0%	3PT%	3-12	25.0%
FT%	2-3	66.7%	3PT%	11-30	36.7%
3PT%	2-10	20.0%	FT%	7-12	58.3%
GM FG%	25-65	38.5%	3PT%	5-22	22.7%
FT%	9-15	60.0%	FT%	9-15	60.0%

Dead Ball Rebounds: 3, 1

Best lead

16 (2<sup>nd</sup> 4:00) 4 (1<sup>st</sup> 15:53)

Best Scoring Run

10 (2<sup>nd</sup> 5:51) 6 (1<sup>st</sup> 15:53)

Lead Changes

5

Times Tied

8

Time with Lead

30:29 04:25

Points from

Turnovers

Paint

Second Chance

Fast Breaks

Bench

Wake

21

48

2

24

8

GaTech

14

30

9

13

13

Period by Period Scoring

1st

2nd

TOT

Wake

37

43


80

GaTech

33

31

64



Official Basketball Box Score - Final

Florida St. at Georgia Tech

01/20/22 McCamish Pavilion, Atlanta

Georgia Tech vs. Florida State

Game Time: 9:00 PM

Game Duration: 2:05

Attendance: 4,697

Officials: Roger Ayers, Bill Covington, Tony Henderson

Record: 13-6 (6-3)

Florida St. - 61

NO.	Name	Min	FG M-A	3P M-A	FT M-A	Rebounds OR DR TOT	Fouls PF FD	TP	AS	TO	ST	Blocks BS BA	+/-
22	John Butler	F 23:18	3-6	2-3	0-0	0 2 2	0 0	8	0	1	0	0	-2
24	Naheem McLeod	C 17:40	4-6	0-0	2-3	5 2 7	1 2	10	0	1	0	0	-4
0	RayQuan Evans	G 27:22	1-3	0-1	4-4	0 0 0	2 2	6	4	5	3	0	-22
2	Anthony Polite	G 26:13	4-8	3-3	0-0	2 2 4	3 1	11	0	3	1	1	0
4	Caleb Mills	G 19:03	2-7	1-4	0-0	0 2 2	1 4	5	2	3	1	0	-9
1	Jalen Warley	21:07	3-6	0-2	0-0	1 3 4	0 0	6	3	3	0	0	-2
10	Malik Osborne	18:42	1-5	0-2	1-3	0 2 2	1 3	3	1	0	0	0	-4
31	Wyatt Wilkes	07:58	0-0	0-0	2-3	0 1 1	1 0	1	2	0	0	0	-4
35	Matthew Cleveland	26:52	2-10	0-1	1-3	1 6 7	3 3	5	3	0	0	0	-5
11	Tanor Ngom	03:07	0-0	0-0	0-0	0 0 0	2 0	0	0	0	0	0	-6
21	Cam/Ron Fletcher	08:38	2-3	1-1	0-0	1 1 2	0 0	5	0	1	0	0	-12
Team						2 5 7		0	0	0			
Totals			22-54	7-17	10-16	12 26 38	16 16	61	13	17	5	1	0 -14

Technical Fouls: NONE

Record: 9-10 (2-6)

Georgia Tech - 75

NO.	Name	Min	FG M-A	3P M-A	FT M-A	Rebounds OR DR TOT	Fouls PF FD	TP	AS	TO	ST	Blocks BS BA	+/-
4	Jordan Usher	F 37:41	6-14	3-7	4-6	1 7 8	3 6	19	5	0	5	0	17
12	Khalid Moore	F 26:19	1-2	0-0	7-10	1 1 2	5 5	9	1	1	5	0	-6
24	Rodney Howard	C 30:31	2-3	0-0	0-0	4 3 7	4 0	4	0	2	0	0	-8
0	Michael Devoe	G 37:29	5-14	2-9	3-4	1 4 5	1 3	15	5	2	1	0	12
1	Kyle Sturdivant	G 30:21	4-11	2-6	2-2	0 4 4	1 1	12	4	0	1	0	12
10	Dallan "Deebo" Coleman	25:29	5-8	3-5	1-2	0 2 2	2 1	14	0	0	0	0	13
5	Deivon Smith	12:10	1-2	0-0	0-0	1 0 1	0 0	2	0	3	1	0	4
Team						1 1 2		0	0	1			
Totals			24-54	10-27	17-24	9 22 31	16 16	75	15	9	13	0	1 14


Technical Fouls: NONE

	FSU	GT
Biggest lead	7 (1 <sup>st</sup> 18:15)	14 (1 <sup>st</sup> 0:33)
Best Scoring Run	8 (2 <sup>nd</sup> 8:53)	11 (1 <sup>st</sup> 0:33)
Lead Changes	9	
Times Tied	5	
Time with Lead	11:15	25:16

Points from	FSU	GT
Turnovers	12	15
Paint	30	22
Second Chance	11	11
Fast Breaks	9	12
Bench	21	16

Period by Period Scoring			
	1st	2nd	TOT
FSU	33	28	61
GT	44	31	75

## 2021-22 BOX SCORES



Official Basketball Box Score - Final

Georgia Tech at Virginia Tech

02/02/22 Cassell Coliseum, Blacksburg, Va.

2021-22 Men's Basketball

Game Time: 9:00 PM

Game Duration: 2:00

Attendance: 6,887

Georgia Tech - 66

Record: 9-12 (2-8)

NO. Name	Min	FG M-A	3P M-A	FT M-A	Rebounds OR DR TOT	Fouls PF FO	TP	AS	TO	ST	Blocks BS BA	+/-
4 Jordan Usher	F 26:18	3-12	2-6	0-0	0 3 3	5 1 8	1	2	0	0	0	-16
12 Khalid Moore	F 21:33	0-6	0-2	0-0	2 1 3	4 0 0	0	0	1	1	0	-22
24 Rodney Howard	C 23:47	1-3	0-0	2-2	2 4 6	3 1 4	1	1	2	2	1	1
0 Michael Devove	G 37:27	11-19	5-9	3-3	1 1 2	2 4 30	0	4	0	0	1	-14
1 Kyle Sturdivant	G 27:11	4-5	1-1	0-0	1 1 2	1 0 9	3	1	2	0	0	-18
5 Deivon Smith	18:31	3-7	1-3	2-2	0 2 2	0 1 9	2	0	2	0	0	4
10 Dailan "Deebo" Coleman	24:33	2-5	1-2	1-1	0 2 2	2 2 6	1	0	0	0	0	-14
13 Miles Kelly	13:07	0-2	0-0	0-0	0 3 3	3 2 0	0	2	0	0	0	0
14 Jalón Moore	07:31	0-0	0-0	0-0	1 1 2	3 0 0	0	0	1	0	0	4
2 Saba Gigiberia	00:02	0-1	0-0	0-0	0 0 0	0 0 0	0	0	0	0	0	0
Team					0 1 1	0 0 0						
Totals		24-60	10-25	8-8	7 19 26	23 11 66	8	12	7	2	3	-15

Technical Fouls: NONE

Virginia Tech - 81

Record: 12-10 (4-7)


NO. Name	Min	FG M-A	3P M-A	FT M-A	Rebounds OR DR TOT	Fouls PF FO	TP	AS	TO	ST	Blocks BS BA	+/-
22 Keve Aluma	F 27:23	8-11	0-0	8-9	3 4 7	1 7 24	1	3	0	0	0	8
25 Justyn Mutts	F 32:35	4-4	0-0	2-2	5 3 8	2 4 10	4	2	0	1	0	11
0 Hunter Catcott	G 37:18	2-8	1-7	3-4	0 5 5	2 4 8	3	2	0	1	0	21
4 Nahiem Alleyne	G 26:26	2-7	1-4	0-0	0 0 0	3 3 5	2	1	2	0	0	4
5 Storm Murphy	G 31:32	6-10	4-6	2-2	0 3 3	1 1 18	3	2	1	0	0	15
13 Darius Maddox	13:46	2-4	1-2	1-3	0 0 1	2 1 6	1	1	0	0	0	4
1 David N'Guegan	18:46	3-8	0-0	1-2	1 6 7	0 1 7	2	0	0	1	2	11
3 Sean Pedulla	09:57	1-1	1-1	0-0	0 1 1	0 2 3	3	0	2	1	0	0
21 John Ojako	02:17	0-0	0-0	0-0	0 0 0	0 0 0	0	0	0	0	0	-2
Team					0 4 4	0 0 0						
Totals		28-53	8-20	17-22	9 27 36	11 23 81	16	14	4	3	2	15

Technical Fouls: NONE

	Jacket	Hokies
Biggest Lead	1 (1 <sup>st</sup> 7:40)	22 (2 <sup>nd</sup> 13:53)
Best Scoring Run	8 (2 <sup>nd</sup> 3:47)	8 (1 <sup>st</sup> 3:21)
Lead Changes	2	
Times Tied	9	
Time with Lead	00:08	37:19

	Turnovers	Jacket	Hokies
Paint	26	36	
Second Chance	2	9	
Fast Breaks	5	10	
Bench	15	16	

	Period	1st	2nd	TOT
Jacket	35	31	66	
Hokies	46	35	81	



Official Basketball Box Score - Final

Clemson at Georgia Tech

02/05/22 McCarth Pavilion, Atlanta

2021-22 Men's Basketball

Game Time: 2:00 PM

Game Duration: 1:47

Attendance: 5,784

Officials: Ted Valentine, Lamar Simpson, Mark Schur

Clemson - 64

Record: 12-10 (4-7)

NO. Name	Min	FG M-A	3P M-A	FT M-A	Rebounds OR DR TOT	Fouls PF FO	TP	AS	TO	ST	Blocks BS BA	+/-	
24 P.J Hall	F 27:51	9-15	0-2	0-0	4 4 8	1 4 14	18	4	3	1	2	0	-11
33 Naz Bohannon	F 30:03	4-6	0-0	1-2	2 6 8	2 2 9	2	5	2	0	0	-8	
2 Al-Amir Dawes	G 28:01	6-11	6-10	0-0	0 2 2	0 2 0	18	2	4	2	0	0	-3
3 Chase Hunter	G 34:31	1-7	0-3	2-2	1 4 5	1 3 4	5	3	1	0	0	4	
13 David Collins	G 30:27	2-5	0-1	2-2	1 5 6	3 4 6	1	2	2	1	0	0	
1 Ian Schieffelin	13:06	2-5	0-1	0	1 2 3	1 0 4	0	0	0	1	0	2	
4 Nick Honor	19:04	0-5	0-3	0-0	0 0 0	1 0 0	2	1	0	0	1	-12	
16 Alex Hemenway	16:57	0-4	0-4	5-5	0 1 1	2 2 5	5	0	1	0	0	3	
Total					1 0 1	1 0 0	0	0					
Totals	24-58	6-24	10-11	10 24	34 13 15	64	16	18	9	4	1	-5	

Technical Fouls: NONE

Georgia Tech - 69

Record: 10-12 (3-8)

NO. Name	Min	FG M-A	3P M-A	FT M-A	Rebounds OR DR TOT	Fouls PF FO	TP	AS	TO	ST	Blocks BS BA	+/-
4 Jordan Usher	F 25:19	5-11	2-5	2-3	1 3 4	3 3 14	2	4	3	0	0	-3
12 Khalid Moore	F 22:37	2-4	0-0	1-1	0 2 2	0 2 0	5	1	0	1	0	1
24 Rodney Howard	C 07:35	1-2	0-0	0-0	0 1 1	0 0 2	2	1	0	1	0	-9
0 Michael Devoe	G 32:26	1-7	1-5	0-0	1 1 2	3 0 3	5	3	1	0	0	-9
1 Kyle Sturdivant	G 14:41	3-5	1-2	0-2	0 5 5	1 1 8	2	1	0	1	0	-7
23 Jordan Meka	27:17	1-5	0-0	1-2	5 5 4	0 2 0	0	0	3	0	0	16
10 Dallen "Deebo" Coleman	21:21	3-8	3-7	0-0	0 1 1	3 1 5	1	3	0	0	1	8
5 Delvon Smith	25:44	6-10	0-1	4-5	4 4 8	1 5 16	6	5	1	0	0	12
13 Miles Kelly	23:00	3-5	3-5	1-2	1 2 3	0 1 1	10	2	0	0	1	16
Total					1 1 2	0 0 0	0	0				
Totals	25-57	10-25	9-13	10 23	33 15 13	69	18	18	10	1	4	5

Technical Fouls: NONE

Biggest lead

Best Scoring Run

Lead Changes

Times Tied

Time with Lead

Clem	Georgia Tech
6 (1 <sup>st</sup> 16:12)	16 (1 <sup>st</sup> 6:32)
11 (2 <sup>nd</sup> 17:49)	16 (1 <sup>st</sup> 6:32)
1	
2	
05:16	33:08

Points from

Turnovers

Paint

Second Chance

Fast Breaks

Bench

Clem	Georgia Tech
15	23
20	24
8	15
6	16
9	37

Period Score

1st

2nd

TOT

Clem	Georgia Tech
20	44
64	69

# 2021-22 BOX SCORES

Official Basketball Box Score - Final															Game Time: 8:00 PM Game Duration: 2:03 Attendance: 4,568				
NC State at Georgia Tech															02/15/22 McCamish Pavilion, Atlanta 2021-22 Men's Basketball				
Record: 11-16 (4-12)															Officials: Ted Valentine, Pat Orsico, Matt Potter				
NO. Name	Min	FG	3P	FT	Rebounds	Fouls	TP	AS	TO	ST	Blocks	BS	BA	+/-	Shooting By Period				
4 Jericob Hellems	39:18	3-16	3-11	6-6	1 6 7	3 2 15	1 5	1	0	1	17				1 <sup>st</sup> FG% 19-32 59.4%				
21 Ebenezer Dowuona	F 22:42	2-4	0-0	0-0	0 2 2	2 1 4	0 0	1	1	3	1	8			3PT% 8-14 57.1%				
0 Terquavion Smith	G 24:11	9-14	6-8	2-2	3 6 9	4 1 26	3 1	1	0	0	24				FT% 5-5 100%				
1 Dereon Seabron	G 34:49	3-6	0-1	5-9	2 8 10	0 7 11	0 1	0	0	0	12				2 <sup>nd</sup> FG% 7-31 22.6%				
14 Casey Morsell	G 22:39	3-7	0-2	0-0	1 3 4	1 1 6	2 0	0	0	0	16				3PT% 3-15 20.0%				
5 Thomas Allen	14:38	0-2	0-1	0-0	2 2 4	0 2 0	1 1	1	0	0	-4				FT% 8-13 61.5%				
11 Jaylon Gibson	15:17	0-1	0-0	0-0	2 0 2	1 0 0	0 2	0	0	0	2				GM FG% 26-63 41.3%				
3 Cam Hayes	25:02	6-13	2-6	0-1	0 5 5	0 1 4	2 0	1	0	2	1				3PT% 11-29 37.9%				
12 Chase Graham	00:42	0-0	0-0	0-0	0 0 0	1 0 0	0 1	0	0	0	0				FT% 13-18 72.2%				
20 Alex Nunnally	00:42	0-0	0-0	0-0	0 0 0	0 0 0	0 0	0	0	0	-1								
Team					1 1 2	0 0 2													
Totals	26:63	11-29	13-18	12-33	45	12 15	76	9	13	5	3	4	15						
Technical Fouls: NONE															Shooting By Period				
1 <sup>st</sup> FG%	10-28	35.7%																	
3PT%	1-10	10.0%																	
FT%	4-5	80%																	
2 <sup>nd</sup> FG%	14-36	38.9%																	
3PT%	4-12	33.3%																	
FT%	4-6	66.7%																	
GM FG%	24-64	37.5%																	
3PT%	5-22	22.7%																	
FT%	8-11	72.7%																	
Dead Ball Rebounds:	0, 0																		

Official Basketball Box Score - Final															Game Time: 7:00 PM Game Duration: 2:20 Attendance: 4,582				
Georgia Tech at Syracuse															02/15/22 Carrier Dome, Syracuse 2021-22 Men's Basketball				
Record: 11-16 (4-12)															Officials: Ron Groover, Clarence Armstrong, Tony Chazara				
NO. Name	Min	FG	3P	FT	Rebounds	Fouls	TP	AS	TO	ST	Blocks	BS	BA	+/-	Shooting By Period				
4 Jordan Usher	F 29:33	6-13	0-2	2-2	6 7 13	3 4 14	5 5	0	0	0	0				1 <sup>st</sup> FG% 14-31 45.2%				
12 Khalid Moore	F 29:09	0-5	0-0	1-2	2 4 6	0 2 1	1 2	1	0	1	-3				3PT% 4-11 36.4%				
24 Rodney Howard	C 36:08	7-12	0-0	5-6	3 7 10	5 5 19	1 3	0	2	0	2				FT% 1-2 50%				
0 Michael Devove	G 43:35	5-15	4-12	0-0	0 5 5	1 0 16	4 0	1	0	1	-1				2 <sup>nd</sup> FG% 10-27 37.0%				
1 Kyle Sturdivant	G 32:09	3-8	1-4	0-0	0 2 2	4 0 7	3 1	2	0	0	-7				3PT% 3-10 30.0%				
10 Dallen "Deebo" Coleman	17:59	2-4	2-3	1-1	2 2 1	2 1 8	0 1	0	0	0	0				FT% 7-11 63.6%				
13 Miles Kelly	21:11	2-5	2-5	0-0	0 4 4	0 1 6	2 0	0	0	0	-4				OT FG% 2-8 25.0%				
14 Jalón Moore	15:16	1-4	0-0	2-4	1 3 4	1 3 4	2 0	0	1	1	8				3PT% 2-6 33.3%				
Team					1 5 6	0 2									FT% 4-4 100%				
Totals	26:66	9-27	12-17	14	38	52	16	16	73	18	4	3	3	-1	GM FG% 26-66 39.4%				
Technical Fouls: NONE															Shooting By Period				
1 <sup>st</sup> FG%	12-34	35.3%																	
3PT%	5-17	29.4%																	
FT%	4-6	66.7%																	
2 <sup>nd</sup> FG%	9-31	29.0%																	
3PT%	3-10	30.0%																	
FT%	9-12	75%																	
OT FG%	3-8	37.5%																	
3PT%	2-5	40.0%																	
FT%	3-4	75%																	
GM FG%	24-73	32.9%																	
3PT%	10-32	31.3%																	
FT%	16-22	72.7%																	
Dead Ball Rebounds:	3, 0																		

Official Basketball Box Score - Final															Game Time: 7:00 PM Game Duration: 1:57 Attendance: 9,085				
Georgia Tech at Pitt															02/19/22 Petersen Events Center, Pittsburgh, PA 2021-22 Men's Basketball				
Record: 11-15 (4-11)															Officials: Jamie Luckie, Mark Schnur, Tommy Morrissey				
NO. Name	Min	FG	3P	FT	Rebounds	Fouls	TP	AS	TO	ST	Blocks	BS	BA	+/-	Shooting By Period				
4 Jordan Usher	F 31:01	4-9	0-3	2-2	1 7 8	3 4 10	5 2	4	0	0	4				1 <sup>st</sup> FG% 14-28 50.0%				
12 Khalid Moore	F 25:29	3-6	1-2	0-0	0 4 4	2 2 7	1 0	0	1	0	4				3PT% 3-10 30.0%				
24 Rodney Howard	C 33:13	6-9	0-0	2-2	4 3 7	5 1 14	1 1	1	0	1	14				FT% 6-6 100%				
0 Michael Devove	G 36:22	8-15	2-6	4-4	2 4 6	0 4 22	3 2	0	1	0	13				2 <sup>nd</sup> FG% 12-28 42.9%				
1 Kyle Sturdivant	G 29:57	3-6	1-2	0-1	0 3 3	2 1 7	5 3	1	0	0	11				3PT% 3-8 37.5%				
10 Dallen "Deebo" Coleman	23:39	2-7	2-4	2-2	1 0 1	3 2 8	1 0	0	0	0	-8				FT% 4-5 80%				
5 Deivon Smith	13:28	0-1	0-0	0-0	0 1 1	1 0 2	1 0	0	0	0	1				GM FG% 26-56 46.4%				
13 Miles Kelly	01:39	0-1	0-1	0-0	0 0 0	1 0 0	0 0	0	0	0	-2				3PT% 6-18 33.3%				
23 Jordan Meka	05:12	0-2	0-0	0-0	0 0 0	0 3 0	0 0	0	0	0	-7				FT% 10-11 90.9%				
Team					0 1 1	0 2													
Totals	26:56	6-18	10-11	8	23	31	20	15	68	18	11	6	2	2					
Technical Fouls: NONE															Shooting By Period				
1 <sup>st</sup> FG%	10-28	35.7%																	
3PT%	1-10	10.0%																	
FT%	4-5	80%																	
2 <sup>nd</sup> FG%	14-36	38.9%																	
3PT%	4-12	33.3%																	
FT%	4-6	66.7%																	
GM FG%	24-64	37.5%																	
3PT%	5-22	22.7%																	
FT%	8-11	72.7%																	
Dead Ball Rebounds:	0, 1																		

Official Basketball Box Score - Final  
**Virginia Tech at Georgia Tech**  
 02/23/22 McCamish Pavilion, Atlanta  
 2021-22 Men's Basketball

Game Time: 9:00 PM  
 Game Duration: 2:05  
 Attendance: 4,150

Officials: Roger Ayers, Tim Dougherty, A.J. Davis

Virginia Tech - 62

Record: 17-11 (9-8)

NO. Name	Min	FG M/A	3P M/A	FT M/A	Rebounds OR DR TOT	Fouls PF RD	TP	AS	TO	ST	Blocks BS BA	+/-
22 Keve Aluma	F 32:26	4-12	0-1	4-5	3 7 10	1 5 12	1	1	2	1	-1	-1
25 Justyn Mutts	F 28:07	2-4	0-0	0-0	3 2 5	4 0 4	2	4	2	0	1	8
0 Hunter Cattoor	G 35:48	2-10	1-9	2-3	1 4 5	3 3 7	3	7	3	1	0	0
4 Nahiem Alleyne	G 31:57	4-10	3-7	1-2	0 3 3	0 0 12	2	1	2	0	0	1
5 Storm Murphy	G 26:48	1-5	0-3	0-0	0 3 3	1 1 2	3	3	2	0	0	7
1 David N'Guessan	12:58	2-4	0-0	2-3	1 0 1	2 2 6	1	0	0	1	0	-7
3 Sean Podulia	16:38	3-7	1-2	0-0	3 1 4	2 1 7	1	2	1	0	1	1
12 Darius Maddox	17:18	5-7	1-2	1-1	0 3 3	0 1 12	0	0	0	0	0	1
Team					4 1 5	0 0 0						
<b>Totals</b>		23-59	6-24	10-14	15 24 39	13 13 62	13	13	8	2	4	4

Technical Fouls: NONE

Georgia Tech - 58

Record: 11-17 (4-13)

NO. Name	Min	FG M/A	3P M/A	FT M/A	Rebounds OR DR TOT	Fouls PF RD	TP	AS	TO	ST	Blocks BS BA	+/-
4 Jordan Usher	F 23:14	4-10	1-4	2-2	1 3 4	1 1 11	2	4	3	0	0	2
12 Khalid Moore	F 13:43	1-4	0-1	0-0	0 0 0	0 0 2	1	1	1	0	0	-3
20 Rodney Howard	C 18:51	3-5	0-0	2-2	2 2 4	5 2 8	0	1	0	0	0	1
0 Michael Devoe	G 34:31	8-14	0-2	2-3	1 4 5	3 4 18	3	3	2	1	0	-3
1 Kyle Sturdivant	G 33:23	3-8	0-2	0-0	0 5 5	1 3 6	1	0	0	0	0	-9
10 Dallan "Deebo" Coleman	24:58	2-4	1-1	1-2	2 1 3	2 1 6	1	0	0	0	0	-1
23 Jordan Meke	16:32	0-2	0-0	0-0	0 3 3	2 0 0	2	1	0	1	1	-3
13 Miles Kelly	12:19	1-3	1-1	0-0	0 0 0	0 0 3	0	0	1	0	1	1
14 Jalon Moore	16:29	1-3	1-2	1-2	0 2 2	0 2 4	0	1	0	2	0	-5
Team					1 4 5	0 0 0						
<b>Totals</b>		23-53	4-13	8-11	7 24 31	14 13 58	10	11	7	4	2	-4

Technical Fouls: Devoe 2<sup>nd</sup> 15:15

	VaTech	GeTech
<b>Biggest lead</b>	13 (2 <sup>nd</sup> 6:03)	8 (1 <sup>st</sup> 5:06)
<b>Best Scoring Run</b>	10 (2 <sup>nd</sup> 17:05)	10 (2 <sup>nd</sup> 1:20)
<b>Lead Changes</b>	6	
<b>Times Tied</b>	4	
<b>Time with Lead</b>	14:46	20:33

Points from	VaTech	GeTech
<b>Turnovers</b>	17	16
<b>Paint</b>	26	32
<b>Second Chance</b>	14	9
<b>Fast Breaks</b>	6	10
<b>Bench</b>	25	13

	Period by Period Scoring		
	1st	2nd	TOT
<b>VaTech</b>	30	32	62
<b>GeTech</b>	34	24	58

Shooting By Period	
1 <sup>st</sup> FG%	10-30 33.3%
3PT%	3-4 75%
FT%	7-7 100%
2 <sup>nd</sup> FG%	13-29 44.8%
3PT%	3-10 30.0%
FT%	3-7 42.9%
GM FG%	23-59 39.0%
3PT%	6-24 25.0%
FT%	10-14 71.4%

Dead Ball Rebounds: 1, 1

Dead Ball Rebounds: 1, 0

## 2021-22 BOX SCORES

Official Basketball Box Score - Final

Georgia Tech Tech Note

02/26/22 Purcell Pavilion at the Joyce Center, Notre Dame

2021-22 Men's Basketball

Game Time: 5:00 PM

Game Duration: 1:51

Attendance: 9,149

Officials: Ted Valentine, Brent Hampton, Justin Porterfield

Georgia Tech - 56

Record: 11-18 (4-14)

NO. Name	Min	FG		3P		FT		Rebounds		Fouls		TP	AS	TO	Blocks		+/-	
		M-A	M-A	M-A	M-A	OR	DR	OR	DR	PF	FD				BS	BA		
4 Jordan Usher	F 25:39	5-8	0-0	4-4	1	3	4	1	4	16	2	1	2	0	0	0	0	18
12 Khalid Moore	F 13:30	0-3	0-0	0-0	0	1	1	1	0	0	0	1	0	0	0	0	25	
24 Rhondel Howard	C 16:12	5-10	0-0	0-1	3	5	8	1	2	10	0	0	0	1	0	0	22	
0 Michael Devoe	G 26:31	3-10	0-3	1-4	1	5	6	1	3	7	4	2	0	0	1	0	21	
1 Kyle Sturdivant	G 26:06	3-7	1-2	4-4	0	1	1	1	3	11	1	0	0	0	1	0	30	
10 Dallen "Deebo" Coleman	24:37	0-8	0-6	1-2	1	0	1	0	1	3	1	0	0	2	0	0	18	
13 Miles Kelly	29:24	3-10	3-8	0-0	1	2	3	1	2	9	0	0	0	1	0	1	15	
14 Jalon Moore	16:15	1-5	0-1	0-1	1	1	2	3	1	2	1	0	2	2	1	0	21	
Team						1	2	3		0	1							
Totals		21-61	4-20	10-16	9	20	29	14	16	56	8	7	5	3	4	3	34	

Technical Fouls: NONE

Notre Dame - 90

Record: 21-8 (14-4)

NO. Name	Min	FG		3P		FT		Rebounds		Fouls		TP	AS	TO	Blocks		+/-
		M-A	M-A	M-A	M-A	OR	DR	OR	DR	PF	FD				BS	BA	
20 Paul Atkinson Jr.	F 25:39	5-13	0-0	0-0	0	2	4	6	1	0	10	2	2	0	1	1	24
0 Blake Wesley	G 30:40	5-9	2-5	3-6	0	4	4	3	7	15	2	2	1	0	0	0	19
3 Prentiss Hubb	G 27:51	5-6	3-4	0-0	0	1	1	2	1	13	6	1	0	1	0	0	24
5 Cormac Ryan	G 27:19	3-4	2-3	0-0	1	9	10	2	0	8	3	1	1	0	0	0	18
23 Dane Goodwin	G 27:53	6-8	3-5	2-2	0	1	1	1	1	17	2	1	1	0	0	0	24
2 Trey Wertz	21:41	3-5	3-4	0-0	0	4	4	2	1	9	3	1	1	0	0	0	14
14 Nate Laszewski	22:43	3-7	0-2	2-2	1	8	9	2	1	8	1	1	0	1	0	1	12
1 J.R. Kordiczyński	05:02	2-3	0-0	0-0	0	0	0	1	0	4	0	0	0	0	0	0	11
12 Tony Sanders Jr.	03:44	0-0	0-0	0-0	0	0	0	0	0	0	0	0	0	0	0	0	8
25 Matt Zona	03:44	0-0	0-0	0-0	0	4	4	2	0	0	0	0	0	0	1	0	8
31 Elijah Morgan	03:44	0-1	0-0	6-6	1	1	2	0	3	6	2	0	1	0	0	0	8
Team						1	0	1		0	1						
Totals		32-56	13-23	13-16	6	36	42	16	14	90	21	10	5	4	3	3	34

Technical Fouls: NONE

	GT	UND
<b>Biggest lead</b>	0 (1 <sup>st</sup> 20:00)	34 (2 <sup>nd</sup> 0:37)
<b>Best Scoring Run</b>	7 (2 <sup>nd</sup> 12:01)	10 (1 <sup>st</sup> 2:58)
<b>Lead Changes</b>	0	
<b>Times Tied</b>	0	
<b>Time with Lead</b>	00:00	39:42

Points from	GT	UND	Period by Period Scoring			
			1st	2nd	TOT	
Turnovers	4	12				
Paint	30	38				
Second Chance	8	7				
Fast Breaks	0	12				
Bench	12	27				
			GT	27	29	56
			UND	46	44	90

Official Basketball Box Score - Final  
Georgia Tech at Clemson  
03/02/22 Littlejohn Coliseum, Clemson  
2021-22 Clemson Men's Basketball

Game Time: 7:00 PM  
Game Duration: 2:00  
Attendance: 5,600

Officials: Brian Dorsey, Brian O'Connell, Clarence Armstrong

Georgia Tech - 65

Record: 11-19 (4-15)

NO.	Name		Min	FG	3P	FT	Rebounds	Fouls	TP	AS	TO	ST	Blocks	+/-
				M-A	M-A	M-A	OR DR TOT	PF FO					BS BA	
4	Jordan Usher	F	31:54	3-10	1-3	2-2	0 5 5	3 1	9	2	4	0	0	1 -4
24	Rodney Howard	C	34:10	4-7	0-0	3-5	3 1 4	3 5	11	3	4	0	0	2 -5
0	Michael Devoe	G	37:39	6-10	2-4	1-2	0 7 7	3 2	15	2	1	1	0	0 -3
1	Kyle Sturdivant	G	37:28	5-13	2-8	0-0	0 4 4	1 0	12	5	2	4	0	1 -8
10	Dallan "Deebo" Coleman	G	34:46	3-5	1-3	1-1	0 2 2	0 2 8	1	0	0	0	0	1 -1
12	Khalid Moore		13:40	2-7	0-2	1-1	1 1 2	2 1 5	1	1	0	1	1	1 -2
13	Miles Kelly		10:23	2-4	1-2	0-0	2 3 5	0 0 5	1	0	0	0	0	2 -2
Team							1 1 2		0	0				
Totals				25-56	7-22	8-11	7 24 31	12 11 65	15	12	5	1	5	-3

Technical Fouls: NONE

Clemson - 68

Record: 15-15 (7-12)

NO.	Name		Min	FG	3P	FT	Rebounds	Fouls	TP	AS	TO	ST	Blocks	+/-
				M-A	M-A	M-A	OR DR TOT	PF FO					BS BA	
1	Ian Schieffelin	F	24:13	3-7	0-0	0-0	1 5 6	1 2	6	1	3	0	1	0 -8
10	Ben Middlebrooks	C	15:11	2-3	0-0	1-2	0 1 1	1 1 2	5	2	1	2	2	0 16
3	Chase Hunter	G	32:16	1-5	1-2	2-2	0 4 4	1 2	5	4	2	1	1	0 -0
4	Nick Honor	G	14:12	2-4	1-3	0-0	0 0 0	0 1 5	1	0	0	0	0	-2
12	David Collins	G	36:42	8-10	1-3	2-2	1 6 7	1 4	19	4	2	2	1	0 5
2	Al-Amir Dawes		27:43	3-10	2-8	0-0	0 2 2	0 0 8	0	1	2	0	1	2 -2
33	Naz Bohannon		19:17	4-5	0-0	1-1	0 3 3	2 1 9	1	9	1	2	0	0 -1
5	Hunter Tyson		17:20	4-6	0-2	0-0	2 2 3	3 0 8	0	0	1	1	0	0 -1
12	Alex Herremway		13:06	1-3	1-3	0-0	0 1 1	2 0 3	0	0	0	0	0	0 -4
Team							0 2 2		0	1				
Totals				28-53	6-21	6-7	2 26 28	11 12 68	13	13	8	5	1	3

Technical Fouls: NONE

	GAT		CLE		Points from Turnovers	GAT	CLE	Period by Period Scoring		
								1st	2nd	TOT
Biggest lead	13 (2 <sup>nd</sup> 13:53)		6 (1 <sup>st</sup> 15:37)		10	12				
Best Scoring Run	9 (2 <sup>nd</sup> 13:53)		12 (2 <sup>nd</sup> 5:12)		Paint	36	42			
Lead Changes	10				Second Chance	7	2	GAT	33	32 65
Times Tied	6				Fast Breaks	5	4			
Time with Lead	26:51		09:01		Bench	10	28	CLE	27	41 68

**Official Basketball Box Score - Final**  
**Boston College at Georgia Tech**  
 03/05/22 McCamish Pavilion, Atlanta  
 2021-22 Men's Basketball

Game Time: 2:10  
 Game Duration: 2:18  
 Attendance: 5,339

Officials: A.J. Dasul, Jerry Hester, Sean H

**Boston College - 78**

**Record: 11-19 (6-14)**

NO. Name	Min	FG M-A	3P M-A	FT M-A	Rebounds OR DR TOT	Fouls PF FF	TP	AS	TO	ST	Blocks BS BA	+/-
12 Quinten Post	F 21:08	3-8	0-0	0-2	1 2 3 0	2 6	1 1	1	0	0	0	-15
33 James Kamik	C 33:19	5-10	0-0	6-7	4 4 8 5	16 1	3 3	2	0	0	1	1
3 Jaeden Zackery	G 42:34	6-9	3-5	4-4	1 3 4 2	3 19	3 2	2	0	0	0	3
5 DeMarr Langford	G 43:04	7-13	0-0	3-3	3 5 8 0	2 17	2 3	0	1	1	1	-5
11 Makai Ashton-Langford	G 43:20	3-9	2-6	3-4	2 5 7 3	6 11	4 1	2	2	0	0	-2
5 Brevin Galloway	36:30	1-9	1-8	3-4	0 6 6 5	3 6	7 2	3	0	0	0	-1
4 Kanye Jones	01:32	0-0	0-0	1-2	0 0 0 2	1 1	0 0	0	0	0	0	0
1 T.J. Bickerstaff	03:33	1-1	0-0	0-1	0 0 0 1	1 2	0 1	0	0	0	0	2
Team					1 0 1 0			0	1			
<b>Totals</b>		26-59	6-19	20-27	10 23 33	18 24	78	18	14	9	3	2 -4

**Technical Fouls: NONE**

Dead Ball Rebounds: 4 0

**Georgia Tech - 82**

**Record: 12-19 (5-15)**

NO. Name	Min	FG M-A	3P M-A	FT M-A	Rebounds OR DR TOT	Fouls PF FF	TP	AS	TO	ST	Blocks BS BA	+/-
4 Jordan Usher	F 37:31	12-16	2-4	4-6	3 5 8 2	2 30	5 2	1	1	1	3	1
12 Khalid Moore	F 27:50	2-3	0-1	0-2	0 2 2 5	2 4	1 2	1	0	0	0	4
24 Rodney Howard	C 33:02	1-2	0-0	0-1	1 2 3 4	2 2	3 3	1	0	1	1	-1
0 Michael Devoe	G 30:53	7-13	2-6	2-5	0 8 8 4	5 18	2 3	1	0	1	1	7
1 Kyle Sturdivant	G 38:17	2-8	1-3	2-2	1 2 3 3	2 7	3 2	0	0	0	0	3
10 Dailan "Deebo" Coleman	17:18	1-2	0-1	0-0	0 0 0 3	0 2	0 1	1	0	0	0	0
13 Miles Kelly	33:49	4-8	3-5	5-6	0 3 3 2	3 16	2 0	2	1	0	0	4
14 Jalon Moore	06:20	1-1	1-1	0-0	0 1 1 1	1 3	0 1	0	0	0	0	1
Team					0 3 3 0		0	1				
<b>Totals</b>		30-53	9-21	13-22	5 26 31	24 18	82	16	15	7	2 3 4	

**Technical Fouls: NONE**

Dead Ball Rebounds: 4 0

	BC	GaTech
<b>Biggest lead</b>	4 (1 <sup>st</sup> 13:22)	15 (2 <sup>nd</sup> 18:51)
<b>Best Scoring Run</b>	12 (2 <sup>nd</sup> 11:12)	7 (2 <sup>nd</sup> 18:51)
<b>Lead Changes</b>	7	
<b>Times Tied</b>	6	
<b>Time with Lead</b>	07:14	31:51

Points from	BC	GaTech
<b>Turnovers</b>	11	15
<b>Paint</b>	38	36
<b>Second Chance</b>	7	4
<b>Fast Breaks</b>	13	19
<b>Bench</b>	9	21

Period by Period Scoring	1st	2nd	OT1	TOT
<b>BC</b>	31	39	8	78
<b>GaTech</b>	41	29	12	82



# MISCELLANEOUS

## Starting Lineups

Game	Opponent	Result	F	F	C	G	G	Lineup#	Record
N9	MIAMI, OHIO	L, 69-72	Usher	K. Moore	Howard	Devoe	Sturdivant	1	0-1
N12	STETSON	W, 77-52	Usher	K. Moore	Howard	Devoe	Sturdivant	1	1-1
N15	LAMAR	W, 75-66	Usher	K. Moore	Howard	Devoe	Sturdivant	1	2-1
N19	at Georgia	W, 88-78	Usher	K. Moore	Howard	Devoe	Sturdivant	1	3-1
N22	CHARLESTON SOUTHERN	W, 85-70	Usher	K. Moore	Howard	Smith	Sturdivant	2	1-0
N26	GEORGIA SOUTHERN	W, 61-59	Usher	K. Moore	Howard	Coleman	Sturdivant	3	1-0
D1	WISCONSIN	L, 66-70	Usher	K. Moore	Howard	Devoe	Sturdivant	1	3-2
D5	NORTH CAROLINA	L, 62-79	Usher	K. Moore	Howard	Devoe	Sturdivant	1	3-3
D11	vs. LSU	L, 53-69	Usher	K. Moore	Howard	Devoe	Smith	4	0-1
D18	vs. Southern California	L, 53-67	Usher	K. Moore	Howard	Devoe	Smith	4	0-2
D21	GEORGIA STATE	W, 72-62 (ot)	Usher	K. Moore	Howard	Devoe	Smith	4	1-2
J1	LOUISVILLE	L, 64-67	Usher	K. Moore	Meka	Devoe	Smith	5	0-1
J4	at Duke	L, 57-69	Usher	K. Moore	Meka	Devoe	Sturdivant	6	0-1
J8	NOTRE DAME	L, 68-72 (ot)	Usher	K. Moore	Meka	Devoe	Sturdivant	6	0-2
J12	at Boston College	W, 81-76	Coleman	K. Moore	Usher	Devoe	Sturdivant	7	1-0
J15	at North Carolina	L, 65-88	Coleman	K. Moore	Usher	Devoe	Sturdivant	7	1-1
J19	WAKE FOREST	L, 64-80	Usher	K. Moore	Gigiberia	Devoe	Sturdivant	8	0-1
J23	CLAYTON STATE	W, 103-53	Usher	K. Moore	Howard	Devoe	Sturdivant	1	4-3
J26	FLORIDA STATE	W, 75-61	Usher	K. Moore	Howard	Devoe	Sturdivant	1	5-3
J29	MIAMI	L, 62-73	Usher	K. Moore	Howard	Devoe	Sturdivant	1	5-4
F2	at Virginia Tech	L, 66-81	Usher	K. Moore	Howard	Devoe	Sturdivant	1	5-5
F5	CLEMSON	W, 69-64	Usher	K. Moore	Howard	Devoe	Sturdivant	1	6-5
F9	at Miami	L, 70-79	Usher	K. Moore	Howard	Devoe	Sturdivant	1	6-6
F12	at Virginia	L, 53-63	Usher	K. Moore	Meka	Devoe	Sturdivant	6	0-3
F15	N.C. STATE	L, 61-76	Usher	K. Moore	Howard	Devoe	Sturdivant	1	6-7
F19	at Pittsburgh	W, 68-62	Usher	K. Moore	Howard	Devoe	Sturdivant	1	7-7
F21	at Syracuse	L, 73-74 (ot)	Usher	K. Moore	Howard	Devoe	Sturdivant	1	7-8
F23	VIRGINIA TECH	L, 58-62	Usher	K. Moore	Howard	Devoe	Sturdivant	1	7-9
F26	at Notre Dame	L, 56-90	Usher	K. Moore	Howard	Devoe	Sturdivant	1	7-10
M2	at Clemson	L, 65-68	Usher	Coleman	Howard	Devoe	Sturdivant	9	0-1
M5	BOSTON COLLEGE	W, 82-78 (ot)	Usher	K. Moore	Howard	Devoe	Sturdivant	1	8-10
M8	vs. Louisville	L, 74-84	J.Moore	Coleman	Howard	Kelly	Sturdivant	10	0-1

## Specialty Stats (GT/Opp)

Game	Opponent	Paint	OffTo	2ndCh	FBreak	Bench
N9	MIAMI, OHIO	34/26	11/13	6/11	17/11	12/10
N12	STETSON	42/28	12/15	8/5	19/13	34/21
N15	LAMAR	28/32	11/15	13/2	13/11	31/30
N19	at Georgia	42/42	17/14	8/9	9/8	16/23
N22	CHARLESTON SOUTHERN	50/30	12/13	11/6	10/4	17/24
N26	GEORGIA SOUTHERN	26/24	28/13	5/16	13/4	26/29
D1	WISCONSIN	24/24	5/11	10/11	10/5	11/7
D5	NORTH CAROLINA	32/38	18/21	2/7	23/15	17/17
D11	vs. LSU	32/42	15/33	10/19	17/19	12/35
D18	vs. Southern California	28/42	16/8	9/11	8/14	10/2
D21	GEORGIA STATE	18/22	9/18	4/8	12/5	19/7
J1	LOUISVILLE	22/36	13/11	2/8	8/15	16/15
J4	at Duke	28/26	7/7	8/17	4/14	9/15
J8	NOTRE DAME	26/40	17/13	7/6	12/4	14/16
J12	at Boston College	28/38	15/17	17/19	12/10	35/44
J15	at North Carolina	26/38	14/15	4/15	8/4	28/11
J19	WAKE FOREST	30/48	14.21	9/2	13/24	13/8
J23	CLAYTON STATE	48/20	21/9	16/8	27/7	47/35
J26	FLORIDA STATE	22/30	15/12	11/11	12/9	16/21
J29	MIAMI	34/28	12/16	4/8	24/15	16/12
F2	at Virginia Tech	26/36	10/14	2/9	5/10	15/6
F5	CLEMSON	24/20	23/15	15/8	16/6	37/9
F9	at Miami	30/36	11/15	6/6	6/18	22/4
F12	at Virginia	30/20	13/19	5/12	7/2	20/7
F15	N.C. STATE	38/28	8/15	12/14	12/11	7/14
F19	at Pittsburgh	38/28	19/6	11/9	17/4	8/0
F21	at Syracuse	34/20	2/14	10/10	14/12	18/7
F23	VIRGINIA TECH	32/28	16/17	9/14	10/6	13/25
F26	at Notre Dame	30/38	4/12	8/7	0/12	12/27
M2	at Clemson	36/42	10/12	7/2	5/4	10/28
M5	BOSTON COLLEGE	36/38	15/11	4/7	19/13	21/9
M8	vs. Louisville	32/32	15/14	4/12	10/11	38/16

## Miscellaneous

	Opponent	Uniform Color	Tip	Large Lead	Large Deficit	Ties	Lead Changes	GT Led	Opp Led	Game Tied	1st GT Subs	On the Floor at the End
N9	MIAMI, OHIO	White	MOH	8	6	6	11	23:49	12:34	7:37	Smith > Sturdivant, 14:12-1H	Devoe, Gigiberia, Kelly, Smith, Sturdivant
N12	STETSON	White	GT	25	-	-	-	39:42	-	0:18	Smith, Gigiberia > Sturdivant, Howard, 14:12-1H	Coleman, Miles Kelly, Meka, J.Moore, Smith
N15	LAMAR	White	GT	22	-	1	-	37:57	-	2:03	Coleman, Smith > K.Moore, Sturdivant, 14:33-1H	Devoe, Sturdivant, Coleman, K.Moore, Usher
N19	at Georgia	Navy	UGA	10	6	8	13	21:57	13:57	4:06	Smith > Sturdivant, 17:55-1H	Devoe, Smith, Coleman, K.Moore, Usher
N22	CHARLESTON SOUTHERN	White	GT	17	-	-	-	39:22	-	0:38	Coleman > Smith, 14:55-1H	Kelly, Sturdivant, Howard, Coleman, Usher
N26	GEORGIA SOUTHERN	Gold	GSO	7	14	4	5	13:10	24:16	2:34	Kelly > K.Moore, 15:50-1H	Devoe, Sturdivant, K.Moore, Usher, Howard
D1	WISCONSIN	White	WIS	6	10	7	8	11:17	23:43	5:00	Smith, Coleman > Sturdivant, Usher - 13:41-1H	Devoe, Smith, Coleman, Usher, Howard
D5	NORTH CAROLINA	Gold	GT	9	19	6	5	12:53	22:34	4:33	Smith, Coleman > Sturdivant, K.Moore 15:35-1H	Devoe, Coleman, Kelly, K.Moore, Usher
D11	vs. LSU	White	GT	15	18	3	3	21:47	17:05	1:08	Sturdivant > K.Moore - 14:03-1H	Devoe, Usher, Coleman, K.Moore, Kelly
D18	vs. Southern California	Navy	USC	6	16	1	3	7:06	32:04	0:50	Gigiberia > Howard - 17:16-1H	Devoe, Smith, Sturdivant, Coleman, Kelly
D21	GEORGIA STATE	White	GST	15	6	1	2	32:59	10:43	2:18	Gigiberia > Howard - 12:11-1H	K.Moore, Usher, Sturdivant, Kelly, Meka
J1	LOUISVILLE	White	GT	7	8	5	6	16:48	20:28	3:44	Parham > Smith - 16:52-1H	Devoe, K.Moore, Usher, Coleman, Sturdivant
J4	at Duke	Navy	Duke	2	15	1	2	1:20	37:23	1:17	Gigiberia > Meka - 16:45-1H	Devoe, Parham, Coleman, Usher, Gigiberia
J8	NOTRE DAME	White	GT	8	6	4	8	27:46	11:33	0:41	Coleman > Meka - 15:16-1H	Sturdivant, Devoe, Coleman, K.Moore, Usher
J12	at Boston College	Gold	BC	12	5	4	13	21:39	14:23	4:58	Smith, Maxwell > Sturdivant, Moore - 17:07-1H	Devoe, Smith, Coleman, Maxwell, K.Moore
J15	at North Carolina	Gold	NC	-	32	-	-	-	39:46	0:14	Maxwell > Coleman - 18:11-1H	Coleman, Smith, Maxwell, Kelly, J.Moore
J19	WAKE FOREST	White	GT	4	16	8	5	4:25	30:29	5:06	Howard > Gigiberia - 16:14-1H	Devoe, Sturdivant, Coleman, Moore, Usher
J23	CLAYTON STATE	White	GT	50	2	2	2	38:34	0:22	1:04	Coleman > Howard - 16:06-1H	Boyd, Kelly, Daniels, J.Moore, Meka
J26	FLORIDA STATE	White	FSU	14	7	5	9	25:16	11:15	3:29	Coleman > Moore - 12:53-1H	Devoe, Sturdivant, Coleman, Usher, Howard
J29	MIAMI	White	GT	1	19	2	4	0:44	38:50	0:26	Smith > Devoe - 16:43-1H	Devoe, Sturdivant, Coleman, Kelly, Usher
F2	at Virginia Tech	Navy	VT	1	22	9	2	0:08	37:19	2:23	Smith > Devoe - 16:08-1H	Sturdivant, Coleman, Kelly, K.Moore, J.Moore
F5	CLEMSON	Gold*	CL	16	6	2	1	33:08	05:16	1:36	Meka > Howard - 16:44-1H	Devoe, Smith, Sturdivant, K.Moore, Usher
F9	at Miami	Gold	MIA	14	11	7	6	20:34	15:03	4:23	Smith, Coleman, Meka > Sturdivant, K.Moore, Howard - 17:53-1H	Devoe, Smith, Kelly, Coleman, Usher
F12	at Virginia	Navy	VA	-	17	1	-	-	36:48	3:12	Smith, Coleman, Howard > Sturdivant, K.Moore, Meka - 13:41-1H	Devoe, Coleman, Smith, Usher, Howard
F15	N.C. STATE	White	NCS	-	30	-	-	-	39:34	0:26	Smith, Coleman > Sturdivant, K.Moore - 17:52-1H	Sturdivant, Coleman, Kelly, K.Moore, J.Moore
F19	at Pittsburgh	Gold	GT	18	3	3	2	34:36	2:49	2:25	Coleman > K.Moore - 15:28-1H	Devoe, Sturdivant, Coleman, K.Moore, Usher
F21	at Syracuse	Gold	SU	9	6	12	12	14:17	21:33	4:10	Coleman > K.Moore - 13:43-1H	Devoe, Sturdivant, Coleman, K.Moore, Usher
F23	VIRGINIA TECH	White	VT	8	13	4	6	20:33	14:46	4:41	Coleman > K.Moore - 16:37-1H	Devoe, Kelly, Coleman, K.Moore, Usher
F26	at Notre Dame	Navy	ND	-	34	-	-	-	39:42	0:18	Coleman, Kelly, J.Moore > Sturdivant, Usher, K.Moore - 15:55-1H	Sturdivant, Coleman, Kelly, J.Moore, Howard
M2	at Clemson	Navy	GT	13	6	6	10	26:51	9:01	6:08	K.Moore for Coleman - 14:32-1H	Sturdivant, Devoe, Coleman, Kelly, Usher
M5	BOSTON COLLEGE	White	BC	15	4	6	7	31:51	7:14	0:55	Coleman, Kelly > Dwoe, K.Moore - 13:21-1H	Sturdivant, Devoe, Kelly, Usher, Howard
M8	vs. Louisville	Navy	GT	7	27	2	1	33:33	5:08	1:19	Devoe, Usher > Coleman, J.Moore - 13:24-1H	Sturdivant, Kelly, Coleman, J.Moore, Howard

*\*alternate gold or white uniform*

\*alternate gold or white uniform

## ROSTER AT-A-GLANCE

## NUMERICAL

No.	Name	Pos.	Ht.	Wt.	Cl.	Exp.	Hometown	High School/College)
0	Michael Devoe	G	6-5	191	Sr.	3VL	Orlando, Fla.	Montverde Academy
1	Kyle Sturdivant	G	6-2	197	Jr.	1VL	Norcross, Ga.	Norcross HS/Southern California
2	Saba Gigiberia	C/F	7-1	248	So.	1VL	Tbilisi, Georgia	Prolific Preparatory School [Napa, Calif.]
3	Bubba Parham	G	5-10	161	Sr.*	2VL	Snellville, Ga.	Brookwood HS/VMI
4	Jordan Usher	G/F	6-7	220	Sr.*	2VL	Canton, Ga.	Wheeler HS/Southern California
5	Deivon Smith	G	6-1	172	So.	TR	Loganville, Ga.	Grayson HS/Mississippi State
10	Dallan "Deebo" Coleman	G	6-6	215	Fr.	HS	Memphis, Tenn.	West Nassau HS [Callahan, Fla.]
11	Tristan Maxwell	G	6-2	209	So.	1VL	Huntersville, N.C.	North Mecklenburg HS
12	Khalid Moore	F	6-7	208	Sr.	3VL	Briarwood, N.Y.	Archbishop Molloy HS
13	Miles Kelly	G	6-5	171	Fr.	HS	Stone Mountain, Ga.	Parkview HS/Hargrave Military Academy
14	Jalon Moore	F	6-6	211	Fr.	HS	Birmingham, Ala.	Gardendale HS
23	Jordan Meka	C/F	6-8	225	So.	1VL	Yaoundé, Cameroon	Mt. Bethel Christian Academy [Marietta, Ga.]
24	Rodney Howard	C/F	6-10	246	Jr.	1VL	Ypsilanti, Mich.	Legacy Charter School [Greenville, S.C.]/Georgia
30	Coleman Boyd	G	6-1	178	Jr.	2VL	Smyrna, Ga.	Mt. Bethel Christian Academy
35	Jehloni James	F	6-6	192	Jr.	2VL	Sugar Hill, Ga.	Lanier HS
33	Brayden Daniels	G	6-4	170	Fr.	HS	Louisville, Ky.	Christian Academy of Louisville
43	Jermontae Hill	G	6-6	198	Fr.	HS	Atlanta, Ga.	Tucker HS/DME Academy (Daytona, Fla.)

## ALPHABETICAL

No.	Name	Pos.	Ht.	Wt.	Cl.	Exp.	Hometown	High School/College)
30	Coleman Boyd	G	6-1	178	Jr.	2VL	Smyrna, Ga.	Mt. Bethel Christian Academy
10	Dallan "Deebo" Coleman	G	6-6	215	Fr.	HS	Memphis, Tenn.	West Nassau HS [Callahan, Fla.]
33	Brayden Daniels	G	6-4	170	Fr.	HS	Louisville, Ky.	Christian Academy of Louisville
0	Michael Devoe	G	6-5	191	Sr.	3VL	Orlando, Fla.	Montverde Academy
2	Saba Gigiberia	C/F	7-1	248	So.	1VL	Tbilisi, Georgia	Prolific Preparatory School [Napa, Calif.]
43	Jermontae Hill	G	6-6	198	Fr.	HS	Atlanta, Ga.	Tucker HS/DME Academy (Daytona, Fla.)
24	Rodney Howard	C/F	6-10	246	Jr.	1VL	Ypsilanti, Mich.	Legacy Charter School [Greenville, S.C.]/Georgia
35	Jehloni James	F	6-6	192	Jr.	2VL	Sugar Hill, Ga.	Lanier HS
13	Miles Kelly	G	6-5	171	Fr.	HS	Stone Mountain, Ga.	Parkview HS/Hargrave Military Academy
11	Tristan Maxwell	G	6-2	209	So.	1VL	Huntersville, N.C.	North Mecklenburg HS
23	Jordan Meka	C/F	6-8	225	So.	1VL	Yaoundé, Cameroon	Mt. Bethel Christian Academy [Marietta, Ga.]
14	Jalon Moore	F	6-6	211	Fr.	HS	Birmingham, Ala.	Gardendale HS
12	Khalid Moore	F	6-7	208	Sr.	3VL	Briarwood, N.Y.	Archbishop Molloy HS
3	Bubba Parham	G	5-10	161	Sr.*	2VL	Snellville, Ga.	Brookwood HS/VMI
5	Deivon Smith	G	6-1	172	So.	TR	Loganville, Ga.	Grayson HS/Mississippi State
1	Kyle Sturdivant	G	6-2	197	Jr.	1VL	Norcross, Ga.	Norcross HS/Southern California
4	Jordan Usher	G/F	6-7	220	Sr.*	2VL	Canton, Ga.	Wheeler HS/Southern California

**Head Coach:** Josh Pastner (Arizona, 1997), 6th season**Associate Head Coach:** Eric Reveno (Stanford, 1989), 6th season**Assistant Coach:** Julian Swartz (Carroll College, 2005), 5th season**Assistant Coach:** Anthony Wilkins (Kent State, 2013), 4th season**Director of Operations:** Tyler Benson (St. Bonaventure, 2009), 6th season**Associate Director of Player Personnel:** B.J. Elder (Georgia Tech, 2014), 3rd season**Director of Scouting:** Hayden Sheridan (Arizona, 2016), 4th season**Player Development Coach:** Eddie Dimas (Grand Canyon, 2015), 1st season**Athletic Trainer:** Richard Stewart (Salisbury, 2005), 15th season

## Pronunciations

McCamish Pavilion	Mc-CAM-ish (like CAM Newton)
Saba Gigiberia	SOBB-uh GEE-GEE-buh-REE-uh (hard G)
Dallan "Deebo" Coleman	DELL-un, DEE-bo
Eddie Dimas	di-MAS
Jehloni James	juh-LONNIE
Jordan Meka	MECK-uh
Jalon Moore	JAY-lun
Khalid Moore	kuh-LEED
Bubba Parham	PAR-um
Eric Reveno	REV-uh-no
Deivon Smith	DAY-von
Kyle Sturdivant	STIR-de-vunt

## BY CLASS

**Seniors:** Michael Devoe, Bubba Parham, Khalid Moore, Jordan Usher**Juniors:** Coleman Boyd, Rodney Howard, Jehloni James, Kyle Sturdivant**Sophomores:** Saba Gigiberia, Tristan Maxwell, Jordan Meka, Deivon Smith**Freshman:** Dallan "Deebo" Coleman, Brayden Daniels, Jermontae Hill, Miles Kelly, Jalon Moore

## BY STATE/COUNTRY

**Alabama:** Jalon Moore**Cameroon:** Jordan Meka**Florida:** Michael Devoe**Georgia:** Coleman Boyd, Jermonatae Hill, Jehloni James, Miles Kelly, Bubba Parham, Deivon Smith, Kyle Sturdivant, Jordan Usher**Georgia (Republic of):** Saba Gigiberia**Kentucky:** Brayden Daniels**Michigan:** Rodney Howard**New York:** Khalid Moore**North Carolina:** Tristan Maxwell**Tennessee:** Dallan "Deebo" Coleman


## BY MAJOR

**Business Administration:** Coleman Boyd, Dallan "Deebo" Coleman, Michael Devoe, Jehloni James, Miles Kelly, Jermontae Hill, Rodney Howard, Khalid Moore, Jordan Meka, Kyle Sturdivant, Jordan Usher**Civil Engineering:** Jalon Moore**History, Technology & Society:** Bubba Parham**Industrial Engineering:** Brayden Daniels**Literature, Media & Communication:** Saba Gigiberia, Tristan Maxwell, Deivon Smith

## BY HEIGHT

5-10	Bubba Parham
6-1	Coleman Boyd, Deivon Smith
6-2	Tristan Maxwell, Kyle Sturdivant
6-5	Michael Devoe, Miles Kelly
6-6	Deebo Coleman, Jermontae Hill, Jehloni James
6-7	Khalid Moore, Jordan Usher
6-8	Jordan Meka
6-9	David Didenko, Moses Wright
6-10	Rodney Howard
7-1	Saba Gigiberia

## RADIO/TV ROSTER




**Coleman Boyd**  
G • 6-1 • Jr. **30**



**Dallan "Deebo" Coleman**  
G • 6-3 • Fr. **10**



**Brayden Daniels**  
G • 6-4 • Fr. **33**



**Michael Devoe**  
G • 6-5 • Sr. **0**



**Saba Gigiberia**  
C • 7-1 • So. **2**



**Jermontae Hill**  
G • 6-6 • Fr. **43**



**Rodney Howard**  
F • 6-10 • Jr. **24**



**Jehloni James**  
F • 6-6 • Jr. **35**



**Miles Kelly**  
G • 6-5 • Fr. **13**




**Tristan Maxwell**  
G • 6-2 • So. **11**



**Jordan Meka**  
F • 6-8 • So. **23**



**Jalon Moore**  
F • 6-6 • Fr. **14**



**Khalid Moore**  
F • 6-7 • Sr. **12**



**Bubba Parham**  
G • 5-10 • Sr. **3**



**Deivon Smith**  
G • 6-1 • So. **5**



**Kyle Sturdivant**  
G • 6-2 • Jr. **1**



**Jordan Usher**  
G/F • 6-7 • Sr. **4**



**Josh Pastner**  
Head Coach



**Eric Reveno**  
Associate Head Coach



**Julian Swartz**  
Assistant Coach



**Anthony Wilkins**  
Assistant Coach



**Tyler Benson**  
Director of Operations



**B.J. Elder**  
Director of Player Personnel



**Hayden Sheridan**  
Director of Scouting



## RADIO/TV CHEAT SHEET



0

**MICHAEL DEVOE****Guard • 6-5 • 191 • Senior • Orlando, Fla.**

Yr	GP/GS	PPG	RPG	APG	FG%	3FG%	FT%
2021-22	31/29	17.9	4.9	3.1	.462	.365	.733
Season Highs		Pts: 37	Reb: 9	Ast: 7	Min: 43:35		
Last Game: 15 pts (5-15 FG, 1-4 3pt, 4-5 3pt), 2 stl in 24:24 vs. LOU							



1

**KYLE STURDIVANT****Guard • 6-2 • 197 • Junior • Norcross, Ga.**

Yr	GP/GS	PPG	RPG	APG	FG%	3FG%	FT%
2021-22	32/28	7.6	2.5	2.3	.412	.333	.780
Season Highs		Pts: 17	Reb: 7	Ast: 5	Min: 37:58		
Last Game: 9 pts (4-9 FG, 1-3 3pt), 3 reb, 1 ast in 25:19 vs. LOU							



2

**SABA GIGIERIA****Center/Forward • 7-1 • 248 • Sophomore • Tbilisi, Georgia**

Yr	GP/GS	PPG	RPG	BK/G	FG%	3FG%	FT%
2021-22	15/1	2.5	2.3	0.4	.485	.000	.600
Season Highs		Pts: 8	Reb: 6	Blk: 2	Min: 16:47		
Last Game: did not play vs. LOU							



3

**BUBBA PARHAM****Guard • 5-10 • 161 • Senior • Snellville, Ga.**

Yr	GP/GS	PPG	RPG	APG	FG%	3FG%	FT%
2021-22	2/0	0.0	0.5	2.0	.000	.000	.000
Season Highs		Pts: 0	Reb: 1	Ast: 1	Min: 14:39		
Last Game: out for season (knee)							



4

**JORDAN USHER****Guard/Forward • 6-7 • 220 • Senior • Canton, Ga.**

Yr	GP/GS	PPG	RPG	APG	FG%	3FG%	FT%
2021-22	32/31	14.8	6.5	2.9	.478	.342	.722
Season Highs		Pts: 30	Reb: 14	Ast: 6	Min: 40:04		
Last Game: 19 pts (6-14 FG, 3-5 3pt, 4-4 FT), 6 reb, 9 ast in 32:29 vs. LOU							



5

**DEIVON SMITH****Guard • 6-1 • 172 • Sophomore • Loganville, Ga.**

Yr	GP/GS	PPG	RPG	APG	FG%	3FG%	FT%
2021-22	24/5	5.7	3.5	2.0	.403	.278	.593
Season Highs		Pts: 16	Reb: 11	Ast: 6	Min: 30:05		
Last Game: did not play vs. LOU (concussion protocol)							



10

**DALLAN "DEEBO" COLEMAN****Guard • 6-6 • 215 • Freshman • Callahan, Fla.**

Yr	GP/GS	PPG	RPG	APG	FG%	3FG%	FT%
2021-22	31/5	6.2	1.9	0.6	.391	.413	.719
Season Highs		Pts: 19	Reb: 5	Ast: 3	Min: 34:46		
Last Game: 2 pts (0-2 FG, 0-1 3pt, 2-4 FT), 4 reb, 2 ast in 25:29 vs. LOU							



11

**TRISTAN MAXWELL****Guard • 6-2 • 209 • Sophomore • Huntersville, N.C.**

Yr	GP/GS	PPG	RPG	APG	FG%	3FG%	FT%
2021-22	5/0	6.4	1.6	0.4	.344	.400	.500
Season Highs		Pts: 22	Reb: 4	Ast: 1	Min: 25:56		
Last Game: did not play vs. LOU							



12

**KHALID MOORE****Forward • 6-7 • 208 • Senior • Briarwood, N.Y.**

Yr	GP/GS	PPG	RPG	APG	FG%	3FG%	FT%
2021-22	32/30	5.2	3.4	0.7	.409	.214	.680
Season Highs		Pts: 19	Reb: 8	Ast: 2	Min: 35:34		
Last Game: 4 pts (2-4 FG, 0-1 3pt), 5 reb, 2 stl in 22:44 vs. LOU							



13

**MILES KELLY****Guard • 6-5 • 171 • Freshman • Stone Mountain, Ga.**

Yr	GP/GS	PPG	RPG	APG	FG%	3FG%	FT%
2021-22	30/1	4.5	1.4	0.5	.407	.347	.722
Season Highs		Pts: 19	Reb: 5	Ast: 2	Min: 33:49		
Last Game: 19 pts (7-9 FG, 3-4 3pt), 1 ast, 1 stl in 31:27 vs. LOU							



14

**JALON MOORE****Forward • 6-8 • 211 • Freshman • Birmingham, Ala.**

Yr	GP/GS	PPG	RPG	APG	FG%	3FG%	FT%
2021-22	12/0	2.9	1.9	0.3	.448	.600	.500
Season Highs		Pts: 13	Reb: 6	Ast: 2	Min: 16:29		
Last Game: 2 pts (1-2 FG), 2 reb in 13:37 vs. LOU							



23

**JORDAN MEKA****Center/Forward • 6-8 • 225 • Sophomore • Yaoundé, Cameroon**

Yr	GP/GS	PPG	RPG	BPG	FG%	3FG%	FT%
2021-22	15/4	0.8	2.9	0.7	.222	.000	.000
Season Highs		Pts: 4	Reb: 8	Blk: 3	Min: 27:17		
Last Game: 0 pts (0-1 FG), 1 ast in 5:47 vs. LOU							



24

**RODNEY HOWARD****Center/Forward • 6-10 • 246 • Junior • Ypsilanti, Mich.**

Yr	GP/GS	PPG	RPG	BPG	FG%	3FG%	FT%
2021-22	27/25	6.5	5.1	0.7	.667	.000	.614
Season Highs		Pts: 19	Reb: 14	Blk: 4	Min: 36:22		
Last Game: 4 pts (2-3 FG), 5 reb, 3 ast in 18:46 vs. LOU							

**Notes**

- 3rd-team All-ACC; honorable mention last previous 2 years; ACC Tournament Outstanding Player in 2021
- No. 3 in the ACC in scoring, No. 4 3pt FG%, No. 10 in 3pt FG per game; made 106 career starts at Tech
- 13 times 20+ pts in 2021-22 (LOU, DU, ND, WF, VT, MIA, Pitt in ACC play), 3 games of 30+ pts (UGA, WIS, at VT)
- Finished career No. 12 in career points at Tech, 7th in 3pt FG, 13th in assists, 11th in steals

**Notes**

- Started 28 games at PG; averaged 27.2 mpg, 8.0 ppg, 2.3 apg, 34% 3pt FG in ACC games
- Double-digit points 10 times, 7 times in ACC play (ACC high of 14 vs. LOU, overall high 17 vs. Charleston So.)
- 73:38 assist/turnover ratio, best on team; 47:21 in ACC games; 11 turnover-free games
- 78.1% FT shooter, 34.1% 3pt FG over 2 seasons at Tech

**Notes**

- Averaging 7.8 minutes off the bench, played in 15 games; career-high 8 pts vs. WF, Clayton State
- Four-star post prospect originally from the Republic of Georgia, played in 8 games in 2020-21
- Played two years of HS basketball in the United States, senior year at Prolific Prep in Napa, Calif.
- Has a 7-foot-4 wingspan

**Notes**

- Played vs. LOU, Duke after missing early season following knee surgery, DNP since then as knee has not recovered
- Started 13 games in 2020-21 (19 for his Tech career); 12 career double-digit games, 6 in 2020-21
- Turned the ball over just 13 times all last season, 36 assists (14 games with no turnovers)
- Former All-SoCon performer at VMI, has 1,439 career points, 230 career 3pt FG

**Notes**

- In ACC games: 14.1 ppg, 6.1 rpg, 47% FG, 29.7% 3pt, team-high 3.1 apg
- Five 20-pt games in 2021-22 - 21 vs. Georgia, 24 vs. Char. So., 30 vs. Ga. State, 22 at UNC, 30 vs. BC
- Six double-doubles, 3 vs. ACC teams - Notre Dame (16/14), Miami (15/10), Syracuse (14/13)
- Started all 81 games of his Tech career, became career 1,000-pt scorer (finished with 1,237 pts, 963 at Tech)

**Notes**

- 19.7 mpg as backup PG (17.2 in ACC games), 5 starts; 48:42 assist/TO ratio; missed final 6 games (concussion)
- Career-high 16 points (7-11 FG) with 0 TO at UNC; 16 pts with 8 rebs, 6 ast vs. Clemson
- Hitting 51.7% on 2pt FG in ACC games; 27:23 assist/turnover ratio
- First name pronounced "DAY-von"

**Notes**

- Hitting 41.3% on threes for season, 36% in ACC games; 22-of-55 (40%) over final 15 games
- Seven double-figure games this season, 4 vs. ACC teams, 13 vs. UNC, 11 at BC, 14 vs. FSU, 15 at MIA
- Only 21 turnovers for the season in nearly 735 minutes, top rate on team
- ACC season-high 15 pts at Miami, overall 19 pts vs. Charleston Southern, seven double-digit games

**Notes**

- Played 5 games, career-high 22 points at BC (7-11 3pt FG), 8-of-19 on threes vs. ACC; DNP after 1/19 WF
- Consensus N.C. state high school player of the year as a senior (played only 1 game due to right foot injury)
- Led North Mecklenburg HS to the state championship game, which was never held due to Covid-19
- North Mecklenburg's all-time leading scorer (2,253), NC HS record for 3pt FG (331)

**Notes**

- Versatile player who does a little of everything; started last 9 games of the 2020-21 season, 30 of 32 as senior
- Avg career-best 5.1 ppg, 2.8 rpg in ACC games (38% FG, 4-16 3pt); scored career-high 19 vs. MIA (1/29)
- Had 34 steals, 3rd on team, 21 in ACC games
- 62 career starts at Tech

**Notes**

- Averaging 13.9 minutes off the bench (14 mpg ACC games), made 1st career xstart vs. LOU in ACC Tournament
- Scored 35 pts in final 2 games of the season (16 vs. BC, 19 vs. LOU), 11-17 FG, 6-9 3pt FG combined
- Went 18-of-40 3pt FG last 13 games after going 5-for-30 in 1st 17 games
- Averaged more than 23 minutes over final 6 games

**Notes**

- Promising and physically strong frontcourt player who played 13 games off the bench (1 start vs. LOU in ACC)
- Played double-digit minutes in 4 of his final 5 games (DNP at Clemson 3/2), 8.6 mpg for season
- Season highs of 13 points (5-6 FG), 6 rebounds in 13 minutes vs. Clayton State
- ACC high of 4 pts vs. Syracuse, at Virginia Tech

**Notes**

- Played in 15 games (4 starts, all in ACC games); 3.0 rpg, 9 blks, 4 stl in 10 ACC games
- Season-high 8 rebounds at Duke 1/4
- Four-time all-state and all-Atlanta metro performer who set school records for points, rebounds, blocked shots
- Played only 1 game as a freshman before having back surgery and missing the remainder; 2 games this season

**Notes**

- Started first 11 games, missed 5 games with ankle injury, returned to start 15 of last 16 games
- Last 8 games: 10.2 ppg (65.3% FG), 6.3 rpg, 12 ast, 4 blk (previous 7 games: 2.1 ppg, 3.0 rpg, 2 blk)
- Solid assist/turnover ratio (40:40) for post player, led team in blocked shots (20), 3 double-doubles
- Scored in double figures 9 times, 6 times over final 9 games, career high 19 at Syracuse