



# GEORGIA TECH BASKETBALL 2021-22

ACC Champions 1985, 1990, 1993, 2021 • Final Four 1990, 2004 • 17 NCAA Tournament appearances

## 2021-22 Schedule/Results

Date	Opponent	TV	Time
O31	MOREHOUSE (exh)	--	W, 89-52
N9	MIAMI, OHIO	ACCNX	L, 69-72
N12	STETSON	ACCNX	W, 77-52
N15	LAMAR	ACCNX	W, 75-66
N19	at Georgia	SECN	W, 88-78
N22	CHARLESTON SOUTHERN	ACCN	W, 85-70
N26	GEORGIA SOUTHERN	RSN	W, 61-59
D1	WISCONSIN* (23/21)	ESPN2	L, 66-70
D5	NORTH CAROLINA (rv)	ESPN2	L, 62-79
D11	vs. LSU# (25/24)	ESPN2	L, 53-69
D18	vs. Southern Cal+ (10/9)	Pac12	L, 53-67
D21	GEORGIA STATE	RSN	W, 72-62 (ot)
D23	ALABAMA A&M	ACCN	ppd.
D29	at Syracuse	RSN	ppd.
J2	LOUISVILLE	ESPN2	L, 64-67
J4	at Duke (2/2)	ACCN	L, 57-69
J8	NOTRE DAME	ACCN	L, 68-72 (ot)
J12	at Boston College	RSN	W, 81-76
J15	at North Carolina (rv)	ACCN	L, 65-88
J19	WAKE FOREST	ESPN2	L, 64-80
J23	CLAYTON STATE	ACCNX	W, 103-53
J26	FLORIDA STATE (rv)	ACCN	W, 75-61
J29	MIAMI (rv)	RSN	L, 62-73
F2	at Virginia Tech	ACCN	L, 66-81
F5	CLEMSON	RSN	W, 69-64
F9	at Miami (rv)	RSN	L, 70-79
F12	at Virginia	ESPN2	L, 53-63
F15	NC STATE	ACCN	L, 61-76
F19	at Pittsburgh	ACCN	W, 68-62
F21	at Syracuse	RSN	L, 73-74 (ot)
F23	VIRGINIA TECH	ACCN	L, 58-62
F26	at Notre Dame (rv)	ACCN	L, 56-90
M2	at Clemson	ACCN	L, 65-68
M5	BOSTON COLLEGE	RSN	W, 82-78 (ot)
M8	vs. Louisville%	ACCN	7 p.m.

\*Big Ten/ACC Challenge; #Holiday Hoopsgiving (State Farm Arena, Atlanta, Ga.); +Jerry Colangelo Classic (Phoenix, Ariz.); %ACC Tournament (Brooklyn, N.Y.)

All times Eastern; home games in ALL CAPS (AP/USA) - rankings in AP/coaches polls at time of game, current rankings for upcoming games (rv=receiving votes)

### RADIO: Georgia Tech Sports Network by Legends Sports

Announcers	Andy Demetra, Randy Waters
Engineer	Miller Pope
Flagship station in Atlanta	680 AM, 93.7 FM
Satellite Radio	XM 371, SiriusXM app 371
Online	GT Gameday App, Ramblinwreck.com
Tuneln	buzz.gt/LiveTuneln

### Television: ACC Network

Announcers	Dave O'Brien, Cory Alexander
------------	------------------------------

### COMMUNICATIONS

GTMBB contact	Mike Stamus
Phone	404-894-5445 (ofc), 404-218-9723 (cell)
E-mail	mstamus@athletics.gatech.edu

### SOCIAL MEDIA: #TogetherWeSwarm

Official Twitter	@GTMBB / @GTJoshPastner
Facebook	gtmensbasketball
Instagram	gtmensbasketball

## GEORGIA TECH (12-19, 5-15 ACC) vs. LOUISVILLE (12-18, 6-14 ACC)

ACC TOURNAMENT • Game 32 • March 7, 2022 • 7 p.m. EST

### Tech Opens ACC Tourney vs. Louisville

Facing each other for the first time in more than two months, Georgia Tech and Louisville square off in the opening round of the 69th annual New York Life Atlantic Coast Conference Men's Basketball Tournament with a 7 p.m. contest Tuesday night at the Barclays Center in Brooklyn, N.Y.

Tech (12-19 overall, 5-15 ACC) enters the ACC Tournament on a winning note, having defeated Boston College, 82-78 in overtime, Saturday at home to snap a four-game losing streak. The victory, coupled with NC State's loss at Florida State, left the Yellow Jackets with the No. 14 seed in defense of its 2021 championship.

Michael Devoe (Orlando, Fla.), the reigning ACC Tournament MVP and the conference's No. 3-leading scorer (18.00 points per game), No. 7 three-point shooter by volume (2.30 per game) and No. 4 by percentage (37.0), leads the Jackets along with senior forward Jordan Usher (Canton, Ga.), averaging 14.6 points and 6.5 rebounds per game.

Louisville (12-18 overall, 6-14 ACC) defeated the Yellow Jackets in a tight affair, 67-64, on Jan. 2 in Atlanta, a victory that was part of a 4-0 start to conference play. But the Cardinals lost 14 of 16 games after that and changed coaches along the way, winding up in a tie for 11th place in the league standings at the end of the regular season. Louisville comes to Brooklyn

### GAME INFORMATION

Venue/Site	Barclays Center, Brooklyn, N.Y.
Series vs. Louisville	Louisville leads, 22-14
On neutral floors	Louisville leads, 3-2
In ACC Tournament	First meeting
Last meeting	1/2/2022 - UL won 67-64 in Atlanta

### GEORGIA TECH YELLOW JACKETS

Rankings (AP/coaches/KenPom/NET)	nr   nr   163   159
Record breakdown	9-9 home   3-8 road   0-2 neutral
Head coach	Josh Pastner (Arizona, 1997)
Career record/at GT	261-168! (13th yr)   94-95! (6th yr)
Pastner in ACC Tournament	2-3
Pastner vs. UL	4-2

! On-court record - 22 wins and 1 loss vacated by NCAA Committee on Infractions

### LOUISVILLE CARDINALS

Rankings (AP/coaches/KenPom/NET)	nr   nr   144   138
Record breakdown	8-8 home   2-10 road   2-0 neutral
Head coach	Mike Pegues (Delaware, 2000)
Career record/at UL	1-9 (1st yr)   1-9 (1st yr)
Pegues vs. Tech	0-0

## ROSTER AT-A-GLANCE (#indicates last-game starter, \*5th-yr senior)

<b>30</b>	Coleman Boyd..... G ..... 6-1 .....173..... Jr..... Smyrna, Ga. ....0.0 ppg.....0.0 rpg > Non-scholarship player 3rd year at Tech, played in 7 games career
<b>10</b>	Dallan "Deebo" Coleman... G ..... 6-6 .....215..... Fr..... Memphis, Tenn. ....6.3 ppg.....1.8 rpg > Tech's 5th-leading scorer, 23.8 mpg, 4 starts; 41.7% 3pt FG, 36% ACC games; 23-of-55 last 13 games
<b>33</b>	Brayden Daniels..... G ..... 6-4 .....170..... Fr..... Louisville, Ky.....0.0 ppg.....0.0 rpg > Non-scholarship player, 1st year at Tech
<b>0</b>	Michael Devoe# ..... G ..... 6-5 .....193..... Sr..... Orlando, Fla. ....18.0 ppg....3.2 apg > ACC's 3rd-leading scorer; 13 games over 20 pts; 7th in ACC in 3pt FG per game, 4th in 3pt FG%
<b>2</b>	Saba Gigiberia..... C/F ..... 7-1 .....248..... So..... Tbilisi, Georgia .....2.5 ppg.....2.3 rpg > Played in 15 games, 8.3 mpg this season; played 14+ min vs. DU, UNC, WF; 18 total points, 11 total rebs
<b>43</b>	Jermontae Hill..... G ..... 6-6 .....198..... Fr..... Atlanta, Ga .....----- > Non-scholarship player, 1st year at Tech, redshirting
<b>24</b>	Rodney Howard#..... C/F ..... 6-10 .....246..... Jr..... Ypsilanti, Mich.....6.6 ppg.....5.1 rpg > Started 24 games/13 ACC (missed 5 games with ankle injury); 11.0 ppg, 38-60 FG, 6.5 rpg last 8 games
<b>35</b>	Jehloni James..... F ..... 6-6 .....192..... Jr..... Sugar Hill, Ga. ....----- > Non-scholarship forward in his 3rd year with the program, played in 5 games career
<b>13</b>	Miles Kelly ..... G ..... 6-5 .....171..... Fr..... Stone Mountain, Ga. ....4.0 ppg.....1.5 rpg > Played in all but one game off the bench, 13.9 mpg (14.0 vs. ACC); 18-41 3pt FG last 13 games, 5-30 prior
<b>11</b>	Tristan Maxwell..... G ..... 6-2 .....209..... So..... Huntersville, N.C.....6.4 ppg.....1.6 rpg > Played 5 games this season; career-high 22 points at BC (7-11 3pt)
<b>23</b>	Jordan Meka..... C/F ..... 6-8 .....225..... So..... Yaoundé, Cameroon.....0.9 ppg.....3.1 rpg > Played double-digit minutes in 8 games (6 vs. ACC teams), 3.0 rpg, 9 blocks in ACC games
<b>14</b>	Jalon Moore..... F ..... 6-6 .....211..... Fr..... Birmingham, Ala. ....2.9 ppg.....1.9 rpg > Played in 12 games (9 ACC games), averaged 13.5 mpg vs. Syr/VT/ND/BC (13 pts, 9 reb total)
<b>12</b>	Khalid Moore#..... F ..... 6-7 .....208..... Sr..... Briarwood, N.Y.....5.2 ppg.....3.4 rpg > Started 31 games this season, 62 career; averaging 5.1 ppg, 2.8 rpg, 39% FG in ACC games
<b>3</b>	Bubba Parham ..... G ..... 5-10 .....161..... Sr.*..... Snellville, Ga.....0.0 ppg.....1.0 apg > Played 2 games after pre-season knee surgery, unable to play since Duke game Jan. 4)
<b>5</b>	Deivon Smith ..... G ..... 6-1 .....172..... So..... Loganville, Ga.....5.7 ppg....2.0 apg > Backup PG started 5 games; 5.6 ppg, 1.9 apg, 51.7% 2pt FG vs. ACC; sidelined under concussion protocol
<b>1</b>	Kyle Sturdivant#..... G ..... 6-2 .....197..... Jr..... Norcross, Ga.....7.5 ppg....2.3 apg > Started 27 games (25.2 mog), Tech's No. 3 scorer; 8.0 ppg, 2.4 apg, 47:21 ATO ratio vs. ACC
<b>4</b>	Jordan Usher# ..... G/F ..... 6-7 .....220..... Sr.*..... Canton, Ga. ....14.6 ppg....6.5 rpg > Double-figures in 25 of 31 games, 6 double-doubles; 14.1 ppg, 6.1 rpg, 47% FG, 3.2 apg vs. ACC

## TECH NOTEBOOK

## Tech Team Statistics

Category	2021-22	ACC	NCAA
Scoring offense	68.4	11	253
Scoring defense	70.3	9	205
Scoring margin	-1.9	12	254
Field goal pct.	.440	10	216
Field goal pct. def.	.435	10	195
3-pt FG pct.	.350	9	125
3-pt FG per game	7.1	11	215
3-pt FG pct. def.	.312	2	59
3-pt FG allowed	6.9	-	-
Free throw pct.	.694	13	226
Free throws made	10.0	13	310
Free throws against	13.3	-	-
Rebound average	34.2	11	234
Rebound margin	-1.1	12	240
O-Reb per game	9.0	9	240
D-Reb per game	25.1	8	189
Assists per game	13.6	11	146
Assist/TO ratio	1.0	12	174
Turnover margin	+0.1	10	180
Turnovers per game	13.2	13	213
Turnovers forced	13.3	3	137
Blocks per game	2.6	12	246
Steals per game	7.8	3	62
Personal fouls per game	18.0	15	257

Rankings through games of March 6

## Games Started

Player	Consec.	2021-22	Career	Conf.
Deebo Coleman	-	4	4	3
Michael Devoe	25	29	106	74
Saba Gigiberia	-	1	1	1
Rodney Howard	7	24	27	13
Miles Kelly	-	-	-	-
Tristan Maxwell	-	-	-	-
Jordan Meka	-	4	4	4
Jalon Moore	-	-	-	-
Khalid Moore	1	30	63	37
Bubba Parham	-	-	82	46
Deivon Smith	-	5	13	6
Kyle Sturdivant	19	27	27	20
Jordan Usher	80	31	84	56

\*Includes starts at previous school

Career ACC includes ACC Tournament starts

## Non-Conference Breakdown

Team	Conf.	Record	Conf.	KP	NET
Charleston So.	Big South	6-25	1-15	350	349
Clayton State	Div. II	8-20	3-15	--	--
Georgia	SEC	6-25	1-17	211	205
Georgia Southern Sun Belt		13-16	5-11	248	244
Georgia State	Sun Belt	16-10	9-5	156	172
Lamar	WAC	2-27	0-18	348	354
LSU	SEC	21-10	9-9	17	16
Miami (Ohio)	MAC	14-17	8-12	259	248
Southern Cal	Pac-12	25-6	14-6	40	33
Stetson	A-Sun	11-19	5-11	309	306
Wisconsin	Big Ten	24-6	15-5	30	20
<b>GT strength of schedule rank</b>				<b>58</b>	<b>62</b>
<b>vs. Quad 1: 0-8</b>				<b>vs. Quad 2: 0-8</b>	
<b>vs. Quad 3: 5-2</b>				<b>vs. Quad 4: 6-1</b>	
KP - KenPom.com, NET - NCAA NET rankings					
Rankings through games of March 6					

on a four-game skid, including a 71-61 home loss Saturday to Virginia.

The winner of the Tech-Louisville game advances to meet No. 6-seed Virginia at 9:30 p.m. Wednesday, and the winner of that game faces No. 3-seed North Carolina at 9:30 p.m. Thursday.

Tuesday's game will be televised live on the ACC Network, with a live stream available through the ESPN app. Radio coverage will be on the Georgia Tech Sports Network by Legends Sports and flagship station WCNN (680/93.7 the Fan), and on satellite radio (XM channel 371, SiriusXM app 371).

## Tech's ACC Tournament History

Georgia Tech has played in 41 ACC Tournaments, and has a 28-37 all-time record in the event. The Yellow Jackets have won four championships, in 1985 (Atlanta), 1990 (Charlotte), 1993 (Charlotte) and 2021 (Greensboro).

Tech has been a runner-up four times (1986, 1996, 2005, 2010). The 1986, 1996 and 2010 runs to the finals occurred in Greensboro. Tech also made the finals in 2005 at the Verizon Center in Washington, D.C.

Tech was 0-2 in the ACC Tournament under coach Dwane Morrison, 15-16 under Bobby Cremins (including all three titles), 9-11 under Paul Hewitt (runner-up in 2005 and 2010), 2-5 under Brian Gregory, and 1-3 under Josh Pastner.

Tech did not play in the 2020 tournament while serving an NCAA postseason ban.

## The Opening Tip

- **First time for everything** - Georgia Tech and Louisville are meeting in the ACC Tournament for the first time, leaving Syracuse as the only league member the Yellow Jackets have never faced in the tournament. The Jackets and the Cardinals are not, however, facing each other for the first time in a conference tournament. They squared off as members of the Metro Conference in 1977, a game Tech won, 56-55.

- **Back to Barclays** - Georgia Tech is 2-4 all-time in the Barclays Center, including a pair of opening round losses in the ACC Tournament to Pittsburgh (2017) and Boston College (2018). Tech split a pair of games in the home of the Brooklyn Nets in the 2013 Barclays Center Classic and the 2015 NIT Pre-Season Tipoff.

- **Water under the bridge** - Since the first meeting between Georgia Tech and Louisville on Jan. 2, the Yellow Jackets are 5-13, and the Cardinals are 3-14.

- **Devoe honored** - Senior guard Michael Devoe was named Monday to the All-ACC third team after having earned honorable mention as a sophomore and a junior. The 6-5 guard ranks third in the ACC in scoring, fourth in three-point field goal percentage, seventh in three-point field goals per game, 13th in free throw percentage, 12th in field goal percentage, 15th in assists and fifth in minutes.

- **Homecoming** - Senior Khalid Moore grew up in the Briarwood area of Queens, N.Y., just 13 miles from where he will play this week's ACC Tournament. The 6-7 forward attended Archbishop Molloy High School, as did former Yellow Jacket All-American Kenny Anderson.

- **Dynamic duo** - Georgia Tech seniors Michael Devoe and Jordan Usher have accounted for 46.9 percent of the Yellow Jackets' scoring this season, and as the top two assist purveyors on the team, have had a hand in 69.2 percent of Tech's field goals made. Those numbers for ACC games are similar (46.0, 70.4). In Tech's 12 wins, however, they account for just 43.4 percent of the Jackets' points; in Tech's five ACC wins: 42.1 percent.

- **ACC Tournament stars** - Michael Devoe was named the ACC Tournament MVP last season in Greensboro while Jordan Usher made the all-tournament team. Devoe averaged 16.5 points and 5.0 assists while hitting 60 percent of his field goals (5-of-8 3pt) in Tech's tournament games, while Usher averaged 15.0 points.

## Series vs. Louisville

## Georgia Tech leads, 14-22

Home: 8-8, Away: 4-13, Neutral: 2-3

All Home Games: 8-8
At McCamish Pavilion: 1-5
At Alexander Memorial Coliseum: 4-2
In Atlanta: 8-8
All Road Games: 4-13
At KFC Yum! Center: 0-4
At Freedom Hall: 3-8
At Louisville Convention Center: 1-1
As ACC members: 1-9
In the ACC Tournament: 0-0
As Metro Conference members: 2-2
All Neutral Games: 2-3
Under Roy McArthur: 0-1
Under Whack Hyder: 3-6
Under Dwane Morrison: 2-2
Under Bobby Cremins: 8-5
Under Paul Hewitt: 0-1
Under Brian Gregory: 0-3
Under Josh Pastner: 1-6
Vs. Mike Pegues: 0-0
Vs. Chris Mack: 1-4
Vs. David Padgett: 0-1
Vs. Rick Pitino: 0-5 at Louisville (1-8 overall)
Vs. Denny Crum: 10-7
Longest Winning Streak: 4 games (1990-92)
Longest Losing Streak: 9 games (2014-20)
Most Points Scored: 94 on 2-10-1990 and 12-20-1997
Fewest Points Scored: 48 on 12-27-1965
Most Points Allowed: 91 on 2-25-1977
Fewest Points Allowed: 50 on 2-17-1962
Largest Margin of Victory: 13 on 2-24-1991
Largest Margin of Defeat: 28 on 1-19-2019

## Series Results

12-18-1950.....a L 57- 79
12-6-1958.....a L 57- 71
12-5-1959.....h10 W 68- 56
12-12-1960.....a1 L 65- 74
2-17-1962.....h10 W 59- 50
2-16-1963.....10/9.....h10 L 73- 78
1-18-1964.....a2 L 59- 68
12-29-1964.....n1 L 71- 77
1-16-1965.....a2 W 66- 63
12-27-1965.....n2 L 48- 54
2-25-1977.....10/10.....a L 80- 91
3-4-1977.....10/9.....n3 W 56- 55
1-14-1978.....9/8.....a L 84- 90
2-14-1978.....h10 W 69- 59
1-6-1988.....a W 62- 61
1-15-1989.....19/16.....9/9.....h10 L 65- 67
2-10-1990.....16/15.....15/14.....a W 94- 84
2-24-1991.....h10 W 82- 69
1-25-1992.....18/17.....20/21.....a W 73- 65
12-19-1992.....17/16.....21/22.....*h12 W 87- 85
1-15-1994.....17/18.....15/15.....a L 68- 88
12-17-1994.....14/13.....*h12 L 72- 77
12-16-1995.....19/20.....20/19.....*h12 W 88- 77
1-11-1997.....14/16.....a L 56- 60
11-29-1997.....19/19.....n5 W 73- 69
12-20-1997.....*h12 W 94- 86
2-14-1999.....a L 58- 78
3-20-2005.....25/25.....4/4.....n6 L 54- 76
2-23-2015.....17/15.....h15 L 51- 52
1-23-2016.....17/16.....h15 L 71- 75
3-1-2016.....11/x.....a L 53- 56
1-7-2017.....9/9.....h15 L 50- 65
2-8-2018.....a L 54- 77
1-19-2019.....h15 L 51- 79
1-22-2020.....6/5.....a L 64- 68
2-12-2020.....5/5.....h15 W 64- 58
2-1-2021.....a L 58- 74
1-2-2022.....h15 L 64- 67

\*112-Holiday Classic (Georgia Dome, Atlanta, Ga.); a1-Bluegrass Invitational (Freedom Hall, Louisville, Ky.); a2-Louisville Convention Center; n1-Sugar Bowl Tournament (New Orleans, La.); n2-Hurricane Classic (Miami, Fla.); n3-Metro Tournament (Mid-South Coliseum, Memphis, Tenn.); n5-Puerto Rico Shootout (Eugenio Guerra Sports Complex, Bayamon, P.R.); n6-NCAA Tournament second round (Gaylord Entertainment Center, Nashville, Tenn.)

# TECH NOTEBOOK

## Just Georgia Tech, please...

*The Georgia Institute of Technology is the official title, but Georgia Tech will work fine, or just Tech (unless you're in Virginia or Texas). We would appreciate it if you would use our name in those ways. Georgia Tech University is incorrect. Thank you.*

## Georgia Tech Quick Facts

**Official Name:** Georgia Institute of Technology  
**Location:** Atlanta, Ga.  
**Enrollment:** 43,859  
**Founded:** 1885  
**Colors:** Old Gold and White  
**Nickname:** Yellow Jackets, Ramblin' Wreck  
**Mascot:** Buzz (Yellow Jacket)  
**Fight Songs:** Ramblin' Wreck, White and Gold  
**Conference:** Atlantic Coast (ACC)  
**Home Arena:** McCamish Pavilion (capacity 8,600)  
**President:** Dr. Angel Cabrera  
**Director of Athletics:** Todd Stansbury  
**Faculty Rep. for Athletics:** Dr. Baratunde Cola  
**Head Coach:** Josh Pastner (Arizona, 1997)  
 Record at Tech: 94-95 1 (6th season)  
 Overall: 261-168 1 (13th season)  
 ACC Regular Season: 47-64 1  
 ACC Tournament: 2-3  
 NCAA Tournament: 2-5

**Associate Head Coach:** Eric Reveno (Stanford, 1989), 5th season  
**Assistant Coach:** Julian Swartz (Carroll College, 2005), 5th season  
**Assistant Coach:** Anthony Wilkins (Kent State, 2013), 3rd season  
**Assoc. Dir. of Player Personnel:** B.J. Elder (Georgia Tech, 2014)  
**Director of Operations:** Tyler Benson (St. Bonaventure, 2009)  
**Director of Scouting:** Hayden Sheridan (Arizona, 2016)  
**Player Development Coach:** Eddie Dimas (Grand Canyon, 2015)  
**Athletic Trainer:** Richard Stewart (Salisbury, 2005)  
*! On-court record (Georgia Tech had 22 wins and one loss during the 2016-17 and 2017-18 seasons vacated by the NCAA's Committee on Infractions.)*

## Basketball History

**107th season:** 1st game, Feb. 17, 1906 vs. Auburn  
**All-time Record:** 1,422-1,286 1  
**Winning/Losing/500 Seasons:** 55 / 47 / 4  
**NCAA Appearances (17):** 23-17 record  
 1960, 1985, 1986, 1987, 1988, 1989, 1990, 1991, 1992, 1993, 1996, 2001, 2004, 2005, 2007, 2010  
**Final Fours (2):** 1990, 2004  
**NIT Appearances (8):** 10-8 record  
 1970, 1971, 1984, 1994, 1998, 1999, 2003, 2016  
**ACC Championships (4):** 1985, 1990, 1993, 2021  
**ACC Regular-Season Titles (2):** 1985 (tie), 1996  
**ACC Regular-Season Record (43rd season):** 281-406 1  
**ACC Tournament Record:** 28-37  
**SEC Championships (1):** 1938  
**SEC Regular-Season Titles (1):** 1937  
**SEC Regular-Season Record (1932-64):** 201-207  
**Metro Conference Regular-Season Record (1975-78):** 9-10  
**Metro Conference Tournament Record:** 4-3  
**Record at McCamish Pavilion:** 112-62 1 (10th season)  
**Record at Alexander Memorial Coliseum:** 556-194 (55 seasons, 1956-2011)  
**Record at State Farm Arena:** 8-12  
**Record at Gwinnett Arena:** 4-1  
**Record at Georgia Dome:** 9-5  
**All-Time Head Coaches:** 14  
**ACC Head Coaches:** 5  
**All-America Selections:** 14 (12 players)  
**Consensus All-Americans:** 2  
**First-Team All-Americans:** 5  
**National Players of the Year:** 1  
**All-ACC Selections:** 56 times (33 players)  
**ACC Players of the Year:** 2  
**ACC Rookies of the Year:** 11  
**ACC Coaches of the Year:** 5 (3 coaches)  
**ACC Tournament MVPs:** 4  
**ACC All-Freshman Team:** 15

- **Grand theft basketball** - The Jackets are No. 2 in the ACC in forcing turnovers against conference opponents (13.30 per game) and are No. 2 in steals (8.05). Tech's last 14 ACC foes (beginning Jan. 19 vs. Wake Forest) have coughed it up 188 times (13.43 per game), 121 of them takeaways for Tech (8.64 per game).

- **Nine lineups** - Tech has utilized nine different starting lineups this season, and Jordan Usher is the only player to start all 30 games. Tech's most frequent lineup has been the original one (Michael Devoe and Kyle Sturdivant at the guards, Jordan Usher and Khalid Moore at the forwards, Rodney Howard at center), which the Jackets 18 times.

- **Coming up short** - Tech has lost seven games by five points or fewer this season, five of them in conference play and three of them in its recent four-game losing streak. One of those losses came against Louisville on Jan. 2. Four other ACC losses have come by 10 points or fewer.

- **Climbing the ladder** - In Tech's last six games, Michael Devoe has passed Georgia Tech legends John Salley (1,587 from 1982-86), Bruce Dalrymple (1,588 from 1983-87), B.J. Elder (1,616 from 2001-05), Roger Kaiser (1,628 from 1958-61) and Tony Akins (1,658 from 1998-2002) on the program's career scoring chart, reaching 12th place with 1,689 points.

- **House of Usher** - Jordan Usher ranks 17th in the ACC in scoring average, 15th in rebound average, 10th in field goal percentage and 14th in steals. In ACC games, the 6-7 senior is 19th, 16th, 13th and 10th in those same categories.

- **Three over a thousand** - Jordan Usher cleared the 1,000-point milestone for his career Jan. 15 at North Carolina. He has 1,218 points, 943 of them scored in a Tech uniform, giving Tech three 1,000-point scorers on its roster, including Michael Devoe (1,689) and Bubba Parham (1,452).

- **Rookies rising** - Tech's highly-regarded freshman class has scored 77 points over Tech's last five games and totaled 270 minutes on the floor, their most extensive time as a group this season. Deebo Coleman has averaged 24 minutes per game in ACC play this season, but Miles Kelly has averaged 21.4 minutes in the last five games and Jalon Moore 13.5.

- **Three-bo** - Kick-started by a strong game against Clayton State on Jan. 23, Tech freshman Deebo Coleman has hit 22 of 54 shots (40.7 percent) from three-point range over Tech's last 14 games. That includes a 0-for-6 game at Notre Dame. He has more three-point field goals this season (43) than Michael Devoe made as a freshman (42).

- **Rad Rodney** - Center Rodney Howard has put together his best basketball this season in Tech's last five games, scoring in double digits in six of Tech's last eight games and posting a pair of double-doubles. He has averaged 11.0 points (38-of-60/63.3 pct. from the floor) and 6.5 rebounds, with 12 assists and five blocks. Louisville was one of the five games Howard missed due to his ankle injury.

- **Sturdy Sturdivant** - Kyle Sturdivant has a 48:18 assist/turnover ratio over Tech's last 18 games and played eight of those games without committing a turnover. The junior guard has also posted six double-digit scoring efforts over that stretch.

## Series Notes vs. Louisville

- Of the four most recent newcomers of the expanded ACC, Tech has the longest history with Louisville, meeting 28 times prior to the Cardinals joining the conference.

- Louisville won the first seven games between the two teams as ACC brethren before Tech broke through with a 64-58 home win over the Cardinals in the second meeting of the 2019-20 season. It snapped a nine-game losing skid in the series that dated back to 1999.

- The Cardinals won the teams' only 2021-22 game, 67-64 at McCamish Pavilion, and has won 11 of the last 12 meetings.

- Tech went 3-6 against the Cardinals with Whack Hyder as its head coach, all of those games between 1958 and 1965.

- After a 12-year hiatus, Tech was 2-2 vs. Louisville when

## Georgia Tech By the Numbers

1	SEC Championships
1	NCAA Post-Graduate Scholar
1	Naimsmith Award winner
2	Final Four appearances
2	ACC regular-season titles
2	ACC Players of the Year
2	National Freshmen of the Year
3	Years a Member of the Metro Conference
4	ACC Championships
5	First-team All-America players
6	Jersey numbers retired
6	Academic All-Americans
7	NCAA Sweet 16 appearances
8	Wins over teams ranked No. 1
8	NBA lottery picks
12	ACC Rookie of the Year honorees
14	Head coaches in program history
17	NCAA Tournament berths
19	NBA first-round draft picks
25	Total postseason berths (NCAA and NIT)
32	Years a Member of the SEC
42	Years a Member of the ACC
47	Players taken in the NBA Draft
49	Players selected All-ACC
228	Weeks ranked in either AP or Coaches Poll

both teams were members of the Metro Conference in the late 1970s. Dwane Morrison was the Yellow Jackets' head coach for all those games, and Denny Crum was on the Cardinals' bench.

- After another long break, the teams met 13 times between 1988 and 1999, with Bobby Cremins and Crum on the opposing benches in all those games. The Yellow Jackets went 8-5 against the Cardinals during this time. Three of the meetings took place at Alexander Memorial Coliseum, and six at Freedom Hall.

- The other four were played at the Georgia Dome, which was demolished in 2017 following the opening of Mercedes-Benz Stadium. Tech won three of those, including the first-ever college basketball game played in the facility, and before the largest crowd ever to witness a college game in the state of Georgia at the time (28,885). That game will be forever remembered in Tech lore after James Forrest launched a half-court heave on an inbounds play that dropped through the net at the buzzer for an 87-85 Yellow Jacket victory.

- The teams have met seven times when both were ranked among the nation's top 25 teams, and Tech has won four of those meetings.

- Tech coach Josh Pastner went 2-2 against Louisville during his seven-year stint as the head coach at Memphis and is now 3-8 against the Cardinals. The Jackets were 1-4 against Chris Mack-coached Cardinal teams.

## First Meeting on Jan. 2

Georgia Tech mustered a late rally to climb within one, but wasn't able to retake the lead, falling 67-64 to Louisville on Sunday night at McCamish Pavilion.

A cold spell in the second half that led to nearly five minutes without a basket dug the Yellow Jackets (6-6, 0-2 ACC) an eight-point hole, but Tech then returned the favor with nearly three-and-a-half minutes of scoreless ball to close, stopping the Cardinals (9-4, 3-0 ACC) and keeping them in the game.

Michael Devoe led the game in scoring, pouring in 23 points, while Jordan Usher recorded 17 of his own to go along with a team-high six rebounds. Kyle Sturdivant also finished in double figures with 14.

Louisville was led by forward Malik Williams, who turned



# TECH NOTEBOOK

## Tech's Record

	2021-22	CJP
At home	9-9	69-35
On the road	3-8	20-48
At neutral sites	0-2	5-9
Vs. top-10 opponents	0-2	3-16
Vs. top-25 opponents	0-4	11-30
Vs. teams over .500	6-16	56-81
Vs. teams under .500	4-2	30-8
Vs. teams at .500	2-1	7-5
While in the top 25	0-0	0-0
In November	5-1	19-9
In December	1-4	20-21
In January	3-6	23-25
In February	2-7	17-32
In March/April	1-1	15-7
Wearing white uniforms	7-9	64-35
Wearing gold uniforms	4-4	19-31
Wearing navy uniforms	1-6	12-25
Wearing black uniforms	0-0	0-0
Game is decided by 5 pts./fewer or OT	5-7	25-26
Game is decided by 10/fewer or OT	8-8	46-48
Leading at the half	10-5	70-22
Trailing at the half	2-11	22-69
Tied at the half	0-3	2-3
Leading with 5:00 to play	10-3	81-9
Trailing with 5:00 to play	2-16	10-83
Tied with 5:00 to play	0-0	2-3
In overtime games	0-1	4-4
After a bye in the ACC schedule	1-0	3-3
Tech scores 100 or more points	0-0	0-1
Tech scores 70 or more points	9-2	67-17
Tech scores fewer than 70 points	3-17	28-77
Opponent scores 100 or more points	0-0	0-2
Opponent scores 70 or more	4-12	19-57
Opponent scores fewer than 70	8-7	77-35
Opponent scores fewer than 50	0-0	4-0
Tech shoots 50 pct. or better	6-0	38-9
Opponent shoots 50 pct. or better	1-5	6-19
Opponent shoots under 40 pct.	3-6	54-21
Tech has a higher FG% than opponent	11-5	87-25
Tech has a lower FG% than opponent	1-12	4-64
FG percentage is even	0-0	0-2
Tech has more 3-point FGs	10-5	38-23
Tech has fewer 3-point FGs	1-12	43-59
3-point FGs are even	1-2	13-10
Tech attempts more FT than opponent	4-3	64-24
Tech attempts fewer FT than opponent	6-15	24-64
Free throw attempts are even	2-1	6-6
Tech outrebounds opponent	7-7	49-27
Opponent outrebounds Tech	5-12	39-67
Rebounds are even	0-0	6-1
Tech has fewer turnovers than opponent	6-12	48-35
Tech has more turnovers than opponent	5-7	42-51
Turnovers are even	1-0	5-6
Tech has more assists than turnovers	8-6	62-29
Committing more fouls	8-15	27-61
Committing fewer fouls	3-3	59-24
Fouls are even	1-1	8-9
4/more Jackets score in double figures	4-1	44-18
A Jacket scores 20 or more	7-9	58-47
A Jacket scores 30 or more	3-2	7-5
Scoring more bench points	6-10	41-35
Scoring fewer bench points	6-8	51-52
Bench scoring is even	0-1	2-6

GAME NOTES

in a double-double – 20 points and 10 rebounds.

## Jackets Win Regular Season Finale

On Senior Day at McCamish Pavilion, Georgia Tech seniors Jordan Usher and Michael Devoe combined for 48 points – including 11 of Tech's 12 points in overtime – to help lead the Yellow Jackets to an 82-78 overtime victory over Boston College on Saturday afternoon.

Usher scored a game-high 30 points and Devoe added 18 for the Yellow Jackets, who also got 16 points from freshman Miles Kelly. The senior duo of Usher and Devoe was especially pivotal in overtime, as Usher scored six and Devoe had five in the extra period to lift Georgia Tech (12-19, 5-15 ACC) to the season sweep over Boston College (11-19, 6-14 ACC).

As has been the case so many times this season, the Jackets raced out to a double-digit lead in Saturday's game, as they led by 10 points at halftime (41-31) and stretched the advantage to as large as 15 points shortly after the break.

However, as has also been the case on several occasions during the course of the campaign, Tech let the large lead slip away, as a 12-0 Boston College run early in the second half sparked the Eagles' comeback from the big deficit. BC went on to outscore the Yellow Jackets 39-14 over the final 16:13 to send the game to overtime.

Trailing 75-74 with a little more than two minutes to go in overtime, Usher hit a jumper to give Tech a one-point lead. The Jackets never trailed the rest of the way, outscoring the Eagles 8-3 down the stretch.

The close-game win was a pivotal one for Georgia Tech going into next week's Atlantic Coast Conference Tournament, as the Yellow Jackets had been just 1-7 in games decided by less than five points coming into Saturday's game, including three losses decided by five or less in their previous four outings. The Jackets improved to 2-2 in overtime games this season and 5-0 in its last five regular-season finales.

## Notable from Boston College Game

- Tech improved to 2-2 in overtime games this season (defeated Georgia State, Boston College; lost to Notre Dame, Syracuse)
- Tech and BC have played to overtime six times in the 30-game series.
- Tech improved to 3-7 this season in games decided by five points or fewer (does not count a 72-62 overtime win vs. Georgia State). Four other ACC losses have come by 10 points or fewer. Five of Tech's last six games have been decided by six points or fewer.
- Tech went back to its most frequently used lineup this season for Senior Day, with Khalid Moore back in after a one-game absence along with seniors Michael Devoe and Jordan Usher, and juniors Kyle Sturdivant and Rodney Howard. Tech has used the lineup 18 times. Only Jordan Usher has started all 30 games this season.
- Tech reached 80 points in a game for just the second time in ACC play, both against Boston College.
- Tech posted its highest field goal percentage of the season (56.5 pct.), as well as its highest three-point success rate (42.9 pct.), in an ACC game. The Jackets' only other 50-percent shooting game against an ACC team came at Boston College on Jan. 12.
- Tech has shot 50 percent or better from the floor six times this season and won each game. The Jackets are 11-5 when outshooting their opponent this season.
- Tech's nine three-point field goals came from five different players. Its 16 assists came from six different players.
- Tech's 41 points in the first half against Boston College was its second-highest scoring half in an ACC game this season behind the 45 the Yellow Jackets scored in the second half of the first meeting with BC on Jan. 12.
- Tech utilized eight players against Boston College, and all of them scored. Only twice this season has Tech utilized as

## A Make-or-Miss Game

Georgia Tech's offensive rankings vs. the ACC under Josh Pastner (regular season only)

Year	PPG	FG Pct.	3pt FG Pct.
2021-22	66.0 (12)	.428 (10)	.325 (11)
2020-21	71.8 (6)	.482 (2)	.360 (3)
2019-20	69.9 (9)	.462 (2)	.341 (6)
2018-19	60.7 (15)	.426 (8)	.306 (12)
2017-18	63.6 (14)	.419 (12)	.312 (15)
2016-17	65.1 (14)	.434 (14)	.309 (15)

few as seven players in a game (Jan. 26 vs. Florida State, March 2 at Clemson). Backup point guard Deivon Smith did not play for the fifth straight game while under concussion protocol. At least nine players have seen action in 21 of the Jackets' 31 games, and in 12 of 20 ACC games.

- Tech has a current winning streak against three ACC teams (Boston College, Florida State, Pittsburgh), having won the last three meetings against FSU and Pitt, and the last four vs. BC.
- Tech has won the turnover battle in 12 of its last 18 games (15 for Tech to 14 for BC). Tech has forced 13.3 turnovers against ACC teams this season (No. 3 in the conference), and is No. 2 in steals (8.1 per game).
- Tech has committed more fouls than its opponent in 23 of 31 games this season (74.2 percent of the time). In Josh Pastner's first five seasons, the Jackets did so in 65 of 157 games (41.4 percent of the time).
- Tech has hit 72.2 percent of its free throws (104-of-144) over its 11 games since a 3-for-10 performance Jan. 29 against Miami.
- Jordan Usher scored 30 points – his career high – for the second time this season. Both of them have come in overtime games.
- Usher posted his fifth 20-plus-point game this season, and second against an ACC team (scored 22 at North Carolina Jan. 15, which was his career high vs. an ACC team). He has scored in double digits in 25 of 31 games this season.
- Usher added team highs of eight rebounds and five assists. It was the seventh time this season that he has scored at least 10 points, grabbed eight-plus rebounds and dished five-plus assists.
- Michael Devoe has reached double digits in 26 of his 30 games this season. He remains in 12th place in career points at Tech with 1,688.
- Devoe has taken five or more rebounds in 18 games this season.
- Devoe and Usher combined for 48 of Tech's 82 points (58.5 pct.). They have accounted for 46 percent of Tech's points this season over 20 ACC games.
- Freshman Miles Kelly reached double figures for the second time this season with a season-high 16 vs. Boston College. He had 10 in Tech's Feb. 5 win vs. Clemson.
- Kelly has hit 18-of-41 (43.9) from three-point range over Tech's last 11 games dating back to Jan. 23 vs. Clayton State. He was 5-for-30 over the Jackets' first 17 games of the season. He has knocked down three triples in four ACC games, including Boston College Saturday.
- Kyle Sturdivant has a 42:16 assist/turnover ratio over his last 14 games dating back to Jan. 23 vs. Clayton State. He has played 10 turnover-free games this season and has a 47:21 ratio in ACC games.
- Freshman Deebo Coleman has hit 22-of-54 tries from three-point range (41.5 percent) in his previous 15 games. He missed his only try against Boston College.
- Coleman has just 20 turnovers in more than 708 minutes (12 in 483 ACC minutes).

# TECH NOTEBOOK

## Tech Highs and Lows Under Josh Pastner

Longest winning streak: 8 games (2020-21)
Longest ACC winning streak: 8 games (2020-21)
Longest ACC home winning streak: 11 games (last 6 home games of 2019-20, first 5 of 2020-21, program record)
Longest losing streak: 7 games (2017-18, 2018-19)
Longest ACC losing streak: 7 games (2017-18, 2018-19)
Most points scored in a game: 120 vs. Georgia State (40t), 11/25/20
Most points scored in a game (regulation): 103 vs. Clayton State, 1/23/2022
Most points scored - ACC game: 96 at North Carolina, 1/4/2020
Fewest points scored in a game: 42 vs. Clemson, 2/6/2019
Fewest points scored - ACC game: 42 vs. Clemson, 2/6/2019
Most points allowed in a game: 123 vs. Georgia State (40t), 11/25/2020
Most points allowed in a game (regulation): 110 at Duke, 1/4/2017
Most points allowed - ACC game: 110 at Duke, 1/4/2017
Fewest points allowed in a game: 40 vs. Florida A&M, 12/9/2018
Fewest points allowed - ACC game: 51 vs. Syracuse, 1/31/2018
Largest margin of victory: 50 vs. Clayton State (103-53), 1/23/2022
Largest margin of victory - ACC game: 27 at Miami (87-60), 2/20/2021
Largest margin of victory - road game: 27 at Miami (87-60), 2/20/2021
Largest margin of victory - ACC road game: 27 at Miami (87-60), 2/20/2021 (program record)
Largest losing margin: 53 (110-57) at Duke, 1/4/2017
Largest losing margin at home: 34 (97-63) vs. Syracuse, 12/18/2019
Largest losing margin - ACC game: 53 at Duke, 1/4/2017
Most points allowed in a win: 83 at North Carolina (96-83), 1/4/2020
Most points scored in a loss: 120 vs. Georgia State (4 ot), 11/25/2020
Most points scored in a loss (regulation): 81 vs. Wright State, 12/22/2017
Fewest points scored in a win: 52 vs. Northwestern (52-51), 11/28/2017
Fewest points allowed in a loss: 52 vs. Virginia Tech (52-49), 1/9/2019
Largest deficit overcome to win a game: 17 vs. Notre Dame (1stH-6:47), 2/6/2021
Largest 2nd-half deficit overcome to win a game: 10 vs. Georgia Southern (19:42), 11/26/2021
Largest deficit overcome to win a road game: 15 (4:01-1st) at NC State, 11/5/2019
Largest lead given up in a loss: 16 (15:06-2nd half) vs. St. John's, 12/1/2018
Largest 2nd-half lead given up in a loss: 16 (15:06-2nd half) vs. St. John's, 12/1/2018
Highest FG pct.: 60.7 (34-56) at Georgia, 11/19/2021
Highest FG pct. - ACC game: 59.5 (25-42) at Syracuse, 1/12/2019
Lowest FG pct.: 27.1 (16-59) vs. Florida State, 2/16/2019
Lowest FG pct. - ACC game: 27.1 (16-59) vs. Florida State, 2/16/2019
Highest 3-pt pct.: 62.5 (10-16) at NC State, 1/15/2017; (15-24) vs. Clayton State, 1/23/2022
Highest 3-pt pct. - ACC game: 62.5 (10-16) at NC State, 1/15/2017
Most 3-pt FG: 16 vs. Clemson, 1/20/2021
Most 3-pt FG - ACC game: 16 vs. Clemson, 1/20/2021
Lowest 3-pt pct.: 10.0 (1-10) vs. Miami, 1/3/18, (1-10) vs. Louisville, 1/19/2019
Lowest 3-pt pct. - ACC game: 10.0 (1-10) vs. Miami, 1/3/2018, (1-10) vs. Louisville, 1/19/2019
Highest FG pct. allowed: 59.3 (32-54) at Florida State, 1/24/2018; (32-54) Notre Dame, 2/6/2021
Highest FG pct. allowed - ACC game: 59.3 (32-54) at Florida State, 1/24/2018; (32-54) Notre Dame, 2/6/2021
Lowest FG pct. allowed: 21.6 (16-74) vs. Elon, 11/11/2019
Lowest FG pct. allowed - ACC game: 28.2 (20-71) vs. Florida State, 1/25/2017
Highest 3-pt pct. allowed: 60.0 (12-20) at Louisville, 2/8/2018
Highest 3-pt pct. allowed - ACC game: 60.0 (12-20) at Louisville, 2/8/2018
Lowest 3-pt pct. allowed: 6.7 (1-15) at Hawaii, 11/25/2019
Lowest 3-pt pct. allowed - ACC game: 9.5 (2-21) vs. Duke, 1/26/2019
Highest FT pct.: 95.2 (20-21) vs. Coppin State, 12/27/2017
Highest FT pct. - ACC game: 91.3 (21-23) vs. Pittsburgh, 2/14/2021
Lowest FT pct.: 28.6 (2-7) vs. Notre Dame, 3/12/2019
Most free throws made: 41 vs. Georgia State, 11/25/2020
Most free throws attempted: 59 vs. Georgia State, 11/25/2020 (program record)
Fewest free throws made: 2 at Miami, 2/15/17; at Duke, 1/26/2019; vs. Notre Dame, 3/12/2019; at Kentucky, 12/14/2019; Stetson, 11/12/2021
Most assists: 29 vs. Kennesaw State, 12/28/2018
Fewest assists: 5 at Georgia, 12/19/17, at Tennessee, 11/13/2018, at Florida State, 2/2/2019, vs. Boise State, 12/22/2019; vs. USC, 12/18/2021
Most turnovers: 24 vs. Arkansas, 11/25/2019; Ball State, 12/18/2019; LSU, 12/11/2021
Fewest turnovers: 5 at Notre Dame, 2/1/2020
Most blocked shots: 16 vs. Southern, 11/14/2016 (Tech record)
Most steals: 15 vs. North Carolina, 12/31/2016; at Syracuse, 1/13/2019; vs. Kentucky, 12/6/2020; vs. Florida State, 3/13/2021

## Buzz Bytes

• **Winning numbers** - In Tech's 11 wins this season, the Yellow Jackets have connected on 49.6 percent of their field goal attempts and 43.7 percent of their three-point tries. Tech also has assisted on 59.8 percent of its field goals.

• **No freebies** - Tech has attempted 103 fewer free throws than its opponents in 20 ACC games this season and been outscored at the stripe by 4.6 per game (Tech has been called for 80 more fouls over 20 games). Even in the Yellow Jackets' five ACC wins, they have attempted six fewer free throws than their foes and scored six fewer points at the stripe, while being called for 19 more fouls.

• **Foul play** - Tech has committed more fouls than its opponent in 22 of 31 games this season (71 percent of the time). In Josh Pastner's first five seasons, the Jackets did so in 65 of 157 games (41.4 percent of the time).

• **Breaking fast** - Tech ranks No. 3 in the ACC in average tempo (68.2 possessions) and No. 6 average offensive possession length (17.4 seconds), No. 6 in average defensive possession length (17.7), according to KenPom.com.

• **Michael Devoe** will make his 107th career start against Louisville ... Has made four or more three-point field goals in eight games this season ... Has had five or more assists in seven games this season (Tech is 7-0 in those games) ... Has a 52:33 assist/turnover ratio in Tech's wins, 45:49 in the Jackets' losses.

• **Kyle Sturdivant** has a 49:18 assist/turnover ratio over the Jackets' last 18 games, eight of those games with no turnovers ... Last 11 games: 8.3 ppg, 3.1 rpg, 2.7 apg.

• **Jordan Usher** has scored 30 points twice this season (Georgia State, Boston College), 20 or more points five times, 10 or more points 25 times ... Has grabbed 10 or more rebounds in seven games this season ... Has twice scored 10 or more points, grabbed eight rebounds, had five assists and four-plus steals this season - vs. Florida State and Pitt, both Tech wins.

• **Rodney Howard** has averaged more than 32 minutes over his last eight games ... Had averaged just 14.4 in the first seven Tech games after he returned from his ankle injury, reaching 30 minutes just once, and playing only 10 total minutes in the two games just prior to his current eight-game renaissance.

• **Deivon Smith** has missed Tech's last five games under concussion protocol after a fall late in the Pittsburgh game and is unlikely to play again for the Jackets this season.

• **Deebo Coleman** has only 20 turnovers in 709 minutes this season, the lowest rate among the Jackets ... Has not committed a turnover in 15 games this season ... Is 43-of-103 from three-point range this season (Michael Devoe was 42-of-107 as a freshman in 32 games) ... Has averaged 8.0 points (52.4% FG, 55.3% 3pt FG) in Tech's 12 wins.

• **Miles Kelly** is 18-of-41 (43.9 pct.) from three-point

range in his last 11 games (he was 5-for-30 for the season prior to the Clayton State game on Jan. 23).

## Pastner's Key Metrics

• **Assists to made field goals:** The Jackets have assisted on 52.9 percent of their field goals this season, including 53.1 percent in ACC games. Its nightly goal is to assist on 60 percent of its made field goals, which Tech has met nine times this season.

• **Free throws made to opponents' attempts:** Tech went 13-of-22 from the free throw line to BC's 20-of-27. Tech's goal each night is to make more free throws than the opponent attempts, which the Jackets have done five times this season. Tech is last in the ACC in foul differential (minus-80) and free throw disparity (minus-103) in conference games, and have been outscored from the free throw line by 4.6 points per game in conference play this season.

• **Turnovers:** Tech has won the turnover battle in 18 of 31 games this season (one tie), including 12 of the last 18 (the Jackets had 15 turnovers to BC's 14). Tech won the turnover battle in 21 of 26 games last season. Target each night is to commit 11 or fewer, which has Tech met 13 times this season (14 times last season). Under Pastner, when Tech has committed fewer turnovers than its opponent, it is 48-35. When it has committed more, it is 42-51.

• **Guard rebounding:** Tech's perimeter players grabbed 21 of its 26 defensive rebounds against BC, and 602 of 781 (77.1 percent) for the season. By position, according to KenPom.com, Tech's point guards rank No. 38 nationally in percentage of defensive rebounds taken, and its shooting guards are No. 98.

## High-Quality Senior Class

Four Georgia Tech seniors Saturday played their final home game Saturday against Boston College - guard **Michael Devoe** (Orlando, Fla.), wing **Jordan Usher** (Canton, Ga.), forward **Khalid Moore** (Briarwood, N.Y.) and guard **Bubba Parham** (Snellville, Ga.).

This group has combined to play 12,975 minutes over 480 games (27 minutes per game) and score 4,865 points (10.1 per game).

Devoe, Usher and Parham finish their collegiate careers as 1,000-point scorers.

Senior	Games	Starts	Points
Michael Devoe	116	106	1,689
Khalid Moore	116	63	506
Bubba Parham	120	83	1,452
Jordan Usher	128	83	1,218

## Tech All-Time vs. the ACC

Opponent	Overall	in ACC	Tourney	In McCamish Pavilion	In Opponent Current Venue	Current Streak
Boston College	18-12	14-11	1-3	4-1	5-6	Won 4
Clemson	67-75	39-52	4-1	6-4	9-41	Lost 1
Duke	24-76	20-64	3-7	1-4	5-38	Lost 1
Florida State	32-44	22-30	1-2	3-3	9-17	Won 3
Louisville	14-24	1-9	--	1-4	0-4	Lost 2
Miami	12-16	10-15	1-1	2-4	4-7	Lost 2
North Carolina	27-71	25-57	5-4	1-5	5-26	Lost 2
NC State	43-58	35-44	3-3	2-4	6-11	Lost 1
Notre Dame	12-14	6-12	0-1	6-3	1-9	Lost 2
Pittsburgh	11-5	6-5	0-1	4-1	2-3	Won 3
Syracuse	7-8	5-5	--	4-2	2-5	Lost 1
Virginia	40-46	38-45	5-5	2-4	1-10	Lost 9
Virginia Tech	8-22	6-18	1-3	2-5	2-11	Lost 2
Wake Forest	46-41	45-39	0-4	6-1	10-20	Lost 1

## TECH NOTEBOOK

## The Last Time a Jacket...

## Scored 30 or more points:

Jordan Usher, 30 vs. Boston College, 3/5/2022

## Led Tech in scoring off the bench:

Deivon Smith, 16 vs. Clemson, 2/5/2022

## Grabbed 15 or more rebounds:

Moses Wright, 16 vs. Syracuse, 2/27/2021

## Had 10 or more assists:

Josh Heath, 10 vs. NC State, 1/15/2017

## Had a double-double:

Rodney Howard (19 pts/10 reb) and Jordan Usher (14 pts/13 reb) at Syracuse, 2/21/2022

## Played 40 minutes in regulation:

Michael Devoe vs. Wisconsin, 12/1/2021

## Played every minute of an overtime game:

Jose Alvarado (45 minutes/1 OT) vs. Duke, 3/2/2021

## Played every minute of a multiple-OT game:

Matt Harpring (50 minutes/2 OT) vs. North Carolina, 2/9/1998

## The Last Time the Jackets...

## Scored 100 or more points:

vs. Clayton State (103-53) on 1/23/2022

## Scored 100 or more points in regulation:

vs. Clayton State (103-53) on 1/23/2022

## Scored 100 or more points in consecutive games:

vs. Jackson State (100-70) on 11/13/2006, Georgia State (103-74) on 11/16/2006

## Scored 100 or more points twice in one season:

vs. Cornell (116-81), 11/13/2015, Green Bay (107-77) on 11/19/2015

## Allowed 100 or more points:

vs. Georgia State (120-123) on 11/25/2020

## Allowed 100 or more points in regulation:

vs. Duke (110-57) on 1/4/2017

## Shot 60 percent or better:

.607 (34-56) at Georgia, 11/19/2021

## Failed to make a three-point basket:

0-for-12 vs. Virginia, 1/22/2015

## Did not allow a three-point basket:

0-for-11 vs. Pittsburgh, 3/5/2016

## Failed to make a free throw:

0-for-6 vs. Duke, 1/7/2014

## Grabbed 50 or more rebounds:

52 at Syracuse, 2/21/2022

## Multiple players had a double-double:

Rodney Howard (19 pts/10 reb) and Jordan Usher (14 pts/13 reb) at Syracuse, 2/21/2022

## Multiple players had 10 or more rebounds:

Rodney Howard (10) and Jordan Usher (13) at Syracuse, 2/21/2022

## Had 25 or more assists:

26 vs. Syracuse, 2/27/2021

## Blocked 10 or more shots:

10 vs. Pittsburgh, 3/4/2020

## Had 15 or more steals:

15 vs. Florida State, 3/13/2021

## Had fewer than 10 turnovers:

7 at Notre Dame, 2/26/2022

## Had five or more players in double-figures in points:

Moses Wright (21), Bubba Parham (17), Kyle Sturdivant (15), Jordan Usher (12), Jose Alvarado (10) vs. Kentucky, 12/6/2020

## Had three or more players score 20 points:

Michael Devoe (22), Jordan Usher (21) and Moses Wright (21) vs. Clemson, 1/20/2021

## Had no player score 10+ points:

Virginia (57-28 loss), 1/22/2015

## Allowed no player to score 10+ points:

Hawaii (73-40 win), 12/25/2019

## Had no player play 30 minutes:

at Miami (87-60 win), 2/20/2021

## Won by 30 or more points:

Kennesaw State (87-57), 1/28/2018

## Won by 40 or more points:

Kentucky State (98-50), 1/30/2010

## Won by 50 or more points:

Winston-Salem State (97-46), 1/3/2007

## Lost by 30 or more points:

at Notre Dame (90-56), 2/26/2022

## Played an overtime game:

Boston College (won 82-78), 3/5/2022

## Defeated a Top 10 team:

#5/5 Louisville (64-58), 2/12/2020

## Defeated a Top 25 team:

#15/13 Florida State (80-75), 3/13/2021

## Defeated a Top 10 team on the road:

#7/7 Syracuse (67-62), 3/4/2014

## Defeated a Top 25 team on the road:

#16/15 Virginia Tech (69-53), 2/23/2015

## Had a game postponed (subsequently rescheduled and played):

Pittsburgh, 1/13/2021 (COVID), played on 2/14/2021

## Had a game cancelled:

Alabama A&amp;M, 12/23/2021 (COVID)

## Early in Their Development

Of the 12 scholarship players who have seen rotation minutes for Georgia Tech this season, only seniors Michael Devoe, Jordan Usher and Khalid Moore had extensive experience entering this season.

The other nine came into the 2021-22 season having played a total of 123 college games covering 1,598 minutes (13 minutes per game). Seven of those players comprising the Yellow Jackets' freshman and sophomore classes, six of whom are seeing appreciable minutes, have a total of 87 career college games and 1,204 career minutes (13.8 per game) under their belts.

Season	Experience	Mins.	Continuity	Bench Mins.
2020-21	#2		#10	#336
2021-22	#159		#146	#241

Source: KenPom.com

## ENTERING 2021-22 SEASON

Player	Games	Minutes	Note
Deebo Coleman	0	0	freshman
Saba Gigerberia	8	33	sophomore
Rodney Howard*	33	317	19 games at GT
Miles Kelly	0	0	freshman
Tristan Maxwell	1	8	soph., inj. in 2020-21
Jordan Meka	1	8	soph., inj. in 2020-21
Jalon Moore	0	0	freshman
Deivon Smith*	33	749	all at Mississippi St.
Kyle Sturdivant*	47	483	26 games at GT

\*transfer

## Program Trends

- **Less experienced** - According to KenPom.com, Tech ranks No. 160 in the nation in experience (average 1.99 years per player) and No. 147 in minutes continuity (52.6 percent), a measure of playing minutes from 2020-21 carrying over to 2021-22. The Jackets were No. 4 (2.54 years) and 10 (75.2), respectively, in those categories last season.

- **Two fouls in the first half?** No problem. Georgia Tech ranks No. 6 in the nation in two-foul participation (57.6 pct.), a measure of percentage of available minutes played by players with two fouls. Tech has ranked No. 4 or higher in this category each of the past four years, and was No. 1 in 2020 and 2021. Tech is far and away the leader among major conference teams - the closest power conference team to the Yellow Jackets is Texas Tech (35th nationally at 38.8 pct.).

- **Bench minutes** - Josh Pastner has expanded his rotation in the 2021-22 season, but the Jackets still rank No. 243 in minutes played by its reserves (28.3 percent). Tech has utilized nine or more players in most games this season (10 or more in eight games), and nine regulars are averaging better than 10 minutes per game in ACC games. The national average is 31.0 percent.

- **Size doesn't matter** - Georgia Tech has played taller over last season in terms of average overall height, ranking No. 80 in the nation at 77.6 inches, according to KenPom.com. Tech ranked No. 256 last season (76.3 inches), taller than only three power conference teams (Arizona State, Georgia and Penn State), and taller than only seven teams that played in the NCAA Tournament field.

- Tech made great strides in its offensive efficiency under Josh Pastner in his first five seasons, ranking No. 22 nationally last season at 113.7, easily its highest ranking under Pastner. The Jackets managed to exceed one point per possession in 22 of 26 games (Tech reached that benchmark 11 times in all of 2019-20). Tech scored over a point per possession in its final 10 games. The Jackets have done so in just nine of 30 games this season, and only against Boston College, Florida State and Pittsburgh in ACC play.

## Be Like Mike

Senior guard Michael Devoe, the highest-rated high school prospect Georgia Tech has recruited under Josh Pastner until last fall, has steadily improved over the course of his career, from a high-scoring guard to a standout all-around player, making the All-ACC third team this season after earning honorable mention the last two years.

- Tech's top returning scorer from an ACC Championship unit, the Orlando, Fla., native has expanded his game and currently carries career bests in scoring average (18.0 ppg), rebound average (5.0 rpg) and assists (3.2 per game), while connecting on 46.4 percent of his shots from the floor, 36.7 percent from three-point range and 73.0 from the foul line.

- The 6-5 senior led the ACC in scoring all season until after his 13-point game at Boston College Jan. 12. he has held steady at the No. 3 position in the rankings behind Buddy Boeheim of Syracuse (19.32) and Alondes Williams of Wake Forest (19.29 ppg). He also is No. 4 in three-point percentage, and No. 7 in three-pointers per game (2.30).

- For his career, Devoe has connected on 39.4 percent of his three-point tries, and has hit 38.8 percent in ACC games.

- After beginning the season No. 36 in career points at Tech, the 6-5 guard is now No. 12 on Tech's all-time list with 1,689 points. He is No. 7 in career three-point field goals (222), 13th in assists (361) and 11th in steals (151).

- Left off the three All-ACC teams last season, he came up big for the Jackets in the ACC Tournament, scoring 13 points against Miami and 20 against Florida State in the championship game to earn tournament Outstanding Player honors.

- In the off-season, Devoe worked hard on improving his agility and athleticism so his defense would improve, and he spent a lot of time in the spring and summer working with **Tech track and field coach Nat Page**, who has coached several Olympians in sprints, hurdles and jumps.

## Climbing the Ladder

**Michael Devoe** passed four Georgia Tech legends on its career scoring chart in Tech's last five games - John Salley (1,587 from 1982-86), Bruce Dalrymple (1,588 from 1983-87), B.J. Elder (1,616 from 2001-05), Roger Kaiser (1,628 from 1958-61) and Tony Akins (1,658 from 1998-2002), reaching 12th place on the Yellow Jackets' all-time scoring chart with 1,689 points.

After beginning the season No. 36 in career points at Tech, Devoe has also passed such Tech luminaries as Iman Shumpert, Drew Barry, Jarrett Jack, Michael Maddox, Tico Brown, Marvin Lewis, Anthony Morrow, Lenny Horton, former teammate Jose Alvarado and Kenny Anderson.

Next on the list is Marcus Georges-Hunt (1,728 from 2012-16), whom Devoe trails by 39 points.

## DEVOE CAREER RANKINGS AT TECH

Category	Value	Rank
Points	1,689	12
3-pt field goals	222	6
3-pt FG attempts	564	8
3-pt FG percentage	.394	6
Field goals	589	14
Field goal attempts	1299	15
Assists	361	13
Steals	151	11
Minutes	3963	12
Minutes per game	34.2	11

## Call Me Ush

One of the most versatile players in the Atlantic Coast Conference, Jordan Usher was the unsung hero of Georgia Tech's run to the ACC title last season with his ability to contribute as a scorer, facilitator, rebounder, defender and leader.

- Taking advantage of his extra year of eligibility because of COVID-19, the Canton, Ga., native is having the best season



# TECH NOTEBOOK

## Tech in the NBA / G League

Player (years at Tech)	Team
Jose Alvarado (2017-21)	New Orleans Pelicans
James Banks III (2018-20)	Texas Legends
Derrick Favors (2009-10)	Oklahoma City Thunder
Kamreion Holsley (2011-14)	*free agent
Marcus Georges-Hunt (2012-16)	College Park Skyhawks
Josh Okogie (2016-18)	Minnesota Timberwolves
Moses Wright (2017-18)	Dallas Mavericks/Texas Legends
Thaddeus Young (2006-07)	Toronto Raptors

\*waived by Skyhawks in early February

## Tech Alumni Elsewhere

Player (years at Tech)	Current/Most Recent Team
Tony Akins (1998-2002)	SK Knights (South Korea)
Brandon Alston (2017-19)	Kauhajoki (Finland)
Alade Aminu (2005-09)	Atleticos de San German (Puerto Rico)
Will Bynum (2004-06)	Bivouac/Big 3 (USA)
Demarco Cox (2014-15)	Quimper (France)
Mouhammad Faye (2006-08)	Promithias (Greece)
Marcus Georges-Hunt (2012-16)	Sichuan (China)
Dion Glover (1997-99)	Bivouac/Big 3 (USA)
Trae Golden (2013-14)	Bahcesehir Koleji Istanbul (Turkey)
Abdoulaye Gueye (2014-19)	Konyaspor (Turkey)
Josh Heath (2014-17)	Leuven Bears (Belgium)
Evan Jester (2018-20)	Team Miami (Eurobasket S League)
Tadic Jackson (2014-18)	Sentjurj (Slovenia)
Ben Lammers (2014-18)	ALBA Berlin (Germany)
Gani Lawal (2007-10)	Champagne Chalons-Reims (France)
Anthony McHenry (2001-05)	Shinshu BW (Japan)
Daniel Miller (2009-14)	Levanga Hokkaido Sapporo (Japan)
Charles Mitchell (2014-16)	Dorados de Chihuahua (Mexico)
Anthony Morrow (2004-08)	Bivouac/Big 3 (USA)
Zachery Peacock (2006-10)	FOS Provence (France)
Shembari Phillips (2018-20)	Baskets Koblenz (Germany)
Glen Rice, Jr. (2009-12)	Real Esteli (Nicaragua)
Robert Sampson (2013-15)	Yamaguchi (Japan)
Avi Schafer (2017-19)	Mikawa Sea Horses (Japan)
Adam Smith (2015-16)	Merkezefendi Belediyesi Denizli (Turkey)
Jeremis Smith (2004-08)	Biqua (Uruguay)
James White (2015-16)	Mauricio Baez (Dominican Republic)

## Former Tech Players in Coaching

Player (years at Tech)	Current Position
Kenny Anderson (1989-91)	Fisk University HC
Ty Anderson (2006-09)	Jacksonville State AC
Rod Balanis (1990-94)	Howard AC
Anthony Byrd (1981-84)	Knightdale (N.C.) HS HC
Shaun Fein (1999-2001)	L.A. Clippers AC
Dion Glover (1997-98)	Grand Rapids (G League) AC
Jarrett Jack (2002-05)	Phoenix Suns AC
Winston Neal (1999-01)	Columbia State (Tenn.) HC
Fred Vinson (1992-94)	New Orleans Pelicans AC
Mfon Udofia (2009-13)	College Park (G League) AC

## Former Tech Coaches in Coaching

Coach (years at Tech)	Current Position
Amir Abdur-Rahim (2011-12)	Kennesaw State HC
Sherman Dillard (1988-94)	Iowa AC
Chad Dollar (2011-16)	Cincinnati AC
Bruce Evans (2012-16)	North Florida AC
Brian Gregory (2011-16)	South Florida HC
Tavaras Hardy (2016-18)	Loyola-Maryland HC
Paul Hewitt (2000-11)	Agua Caliente (G League) HC
Chris Kreider (2007-09)	Georgia State HC
Darryl LaBarrie (2010-11, 2016-18)	Agua Caliente (G League) AC
Robert McCullum (2010-11)	Florida A&M HC
Mamadou N'Diaye (2014-16)	Central Florida AC
Billy Schmidt (2011-14)	Chicago Bulls AC
Cliff Warren (2000-05)	Georgia State AC
Charlton Young (2005-09)	Florida State AC

+other staff

of his career by averaging 14.6 points, 6.5 rebounds and 2.7 assists per game, all career-best averages. He ranks No. 17 in scoring, 17th in the ACC in rebound average and No. 10 in field goal percentage (.479).

- The 6-7 guard/forward has scored a career-best 30 points twice this season, against Georgia State and Boston College, and posted six double-doubles, including three against ACC teams in his career (16/14 vs. Notre Dame, 15/10 vs. Miami, 14/13 vs. Syracuse).

- He has averaged 14.1 points in ACC games and leads the Jackets with 6.1 rebounds and 3.1 assists per game.

- Usher averaged 11.6 points per game last season, fourth on a team which included high scorers Moses Wright, Jose Alvarado and Michael Devoe. He shot 50 percent from the floor and was the Jackets' fourth-leading rebounder at 4.2 per game while averaging just under 30 minutes. He made the ACC all-tournament team after scoring 15 points each against Miami and Florida State.

- Usher has scored in double digits in 30 of Tech's last 36 games, including 25 of 31 this season.

- Having started every game since he became a Jacket (80), Usher continues to demonstrate his versatility by ranking No. 2 on the team in assists and No. 1 in steals this season.

- Usher surpassed the 1,000-career-point milestone Jan. 15 at North Carolina. He has scored 944 of his 1,218 points in a Tech uniform. In order to reach 1,000 as a Yellow Jacket, he would need to average 25 points through Tech's first ACC Tournament game.

### Big3

To replace ACC Player of the Year Moses Wright, Tech turned to a trio of big men in junior Rodney Howard along with sophomores Saba Gigiberia and Jordan Meka.

Howard won the starting job in the preseason and started Tech's first 11 games before being slowed by an ankle injury and missing five games. Howard returned to the court Jan. 19, but took several games to return to his early-season form, and has played his best basketball of the season over Tech's last eight games (11.0 ppg, 6.5 rpg, 63.3 pct. FG).

Gigiberia (15 games played, 7.8 minutes per game) and Meka (14 games, 13.0 minutes per game) have stepped up at various times to take up some spack in the post.

Gigiberia played 40 minutes over Tech's games against Duke, Notre Dame and North Carolina during Howard's absence, scoring 10 points with 11 rebounds, but has played a total of two seconds in Tech's last 10 games. Meka played 59 minutes, blocked six shots and grabbed 18 minutes over four games of Howard's absence. Meka has played in seven games since Howard's return for a total of about 77 minutes. He played 27:17 in Tech's Feb. 5 win over Clemson and had five rebounds and three steals.

### Two-point (guard) conversion

Splitting the point guard duties nearly evenly so far this season in the wake of the departure of Jose Alvarado, Kyle Sturdivant and Deivon Smith have combined to average 12.0 points and 3.9 assists over 31 games, while compiling a 120:80 assist/turnover ratio. Sturdivant has started 26 games, while Smith has started five.

They both started and played together for much of Tech's win over Charleston Southern in the absence of Michael Devoe, and have played together on some other occasions. Smith has missed the last four games under concussion protocols.

Sturdivant has averaged more than 33 minutes in each of Tech's last five games in Smith's absence under concussion protocols. He has played 30 or more minutes only twice before that.

### Burning at Both Ends

Georgia Tech has lived and succeeded by playing excellent defense during its five-plus years under Josh Pastner, steadily become one of the better offensive teams in the ACC as well through its ACC Championship season of 2020-21.

The Yellow Jackets currently rank No. 250 in offensive efficiency according to KenPom.com (99.9 points per 100 possessions), while ranking No. 211 in effective field goal percentage (49.4) and 161st in three-point percentage (34.0).

Tech ranks No. 113 in tempo, its second highest ranking nationally under Josh Pastner, and is No. 3 in the ACC.

Tech finished 2020-21 with its highest offensive efficiency rating (113.7) and national ranking (22) under Pastner, and ranked No. 35 in effective field goal percentage (54.1) and No. 36 in lowest turnover percentage (16.1). The Jackets accomplished this relying more on the three-point shot than in any year prior (36.4 percent of their FGA were threes compared to 29.6 percent the year before).

Tech scored more than a point per possession in its final 10 games and 22 times altogether in 2020-21, and have done so in only nine of 30 games this season.

### 3-POINT RELIANCE UNDER PASTNER

Percentage of 3FA/FGA according to KenPom.com and percentage of points scored from 3-point FG

Year	3PA/FGA	Rank	%Points	Rank
2021-22	34.7	247	30.5	207
2020-21	36.4	202	29.6	205
2019-20	29.6	324	22.5	336
2018-19	33.4	303	25.3	326
2017-18	27.7	335	22.3	336
2016-17	24.6	349	20.1	345

### Wire-to-Wire

Though he has expanded his bench to reflect the growing level of talent within the program, head coach Josh Pastner remains committed to a tight playing rotation when conference play rolls around, reminiscent of the way Bobby Cremins coached the Yellow Jackets over his 19 seasons.

Tech ranks No. 241 nationally in bench minutes (28.4 pct.), according to KenPom.com, up from last season reflecting an expansion in the Jackets' rotation, consistently playing 8-to-10 players, with nine rotation players averaging more than 10 minutes per game in ACC play.

Also, Tech's bench has contributed more points than that of its opponent in 17 of 31 games this season. The Jackets accomplished that just six times in 26 games last season.

Tech still has ironmen on its roster, however. Michael Devoe (34.9 minutes per game) and Jordan Usher (31.6) both rank among the ACC's top 20 this season. Devoe ranks No. 157 nationally in usage despite missing one game with the flu.

Tech finished last season ranked No. 336 in percentage of minutes played by reserves (20.1), while Jose Alvarado, Moses Wright and Michael Devoe all ranked among the ACC's top 10 in average minutes per game.

Tech's highest ranking in bench minutes under Josh Pastner came in 2017-18, when the Jackets ranked No. 89 at 33.5 percent. They have not ranked higher than No. 210 in any other year under Pastner.

### BENCH MINUTES UNDER PASTNER

Year	Pct.	Nat'l Rank	Natl Avg.
2021-22	28.4	241	30.9
2020-21	20.1	336	31.0
2019-20	26.5	267	30.3
2018-19	33.5	89	30.3
2017-18	30.1	210	31.5
2016-17	24.6	323	31.9

# TECH NOTEBOOK

## Media Guidelines

The Yellow Jackets' student-athletes and coaches are generally available to the media prior to practices once prior to each game during the season. The practice schedule varies once the season begins, and media sessions will be scheduled and announced weekly. All non-game day media availabilities will be conducted in person.

**Georgia Tech's practices are closed to the public and the media.**

Interview requests with student-athletes that need to be conducted at other times must be made through Mike Stamus in the communications office at least 24 hours in advance. These interviews will be scheduled around the student-athletes' availability and class schedule.

Media are asked not to contact student-athletes directly either by phone, text, social media or e-mail; they are instructed to refer media to the communications office. Every effort will be made to make players available when requested. Players are not available on game days until after the game.

## Interviewing Coach Pastner

Media wishing to speak with Coach Pastner at times other than scheduled media availabilities must notify Mike Stamus in the communications office in advance to make or confirm arrangements. He also is available each Monday on the ACC Teleconference beginning January 3.

## Post-Game Protocol

Post-game press conferences for home games will be held in person in the Shah Media Room across from the press box on the upper concourse of McCamish Pavilion.

Georgia Tech head coach and selected players will appear in the room following a cooling off period. The visiting team's head coach will also appear if that institution chooses to. If not, the visiting team coach will conduct his press conference virtually, and links will be provided to the media.

## Josh Pastner Radio Show

Head coach Josh Pastner's weekly radio show airs each Monday from 7-8 p.m. on "680 the Fan" and 93.7 FM, beginning in December.

## ACC Coaches Weekly Teleconference

The 15 ACC head basketball coaches will be featured on nine Monday teleconferences during the 2019-20 season, beginning on January 3, and continuing through March 1. Each coach will have 10 minutes to make an opening statement and answer questions. There will be an instant replay of each teleconference on the Conference's internet site TheACC.com each Monday afternoon.

Coaches whose teams play on Monday in January and February are not required to participate in that day's call. Coaches who do not have a Monday game - Georgia Tech is one - will be on every Monday at the same time. The teleconference schedule for each Monday will differ for the other head coaches, depending on what teams play that Monday night.

Contact Andy Fledderjohann at the ACC media relations office (afledder@theacc.org) for the call-in number and for questions on the schedule.

## Assisted Living

Georgia Tech coach Josh Pastner preached and prodded his Yellow Jackets on ball and player movement and hard cutting from the first time he got his team on the practice court. His primary measuring stick on how well the Jackets perform offensively is their ratio of assists to made field goals.

Tech has consistently been above the national average and maintained a high rate in ACC games. The Yellow Jackets are currently No. 127 at 52.7 percent, 10th in the ACC at 53.1 percent in conference games. The Jackets finished the 2020-21 season No. 53 nationally at 57.1 percent and held the second-highest mark in ACC games only (58.8 pct.).

**Tech's top assists-to-made field goals ratios:** 1987-88 - 68.3; 1988-89 - 65.9; 1986-87 - 65.8; 1992-93 - 65.0; 1985-86 - 64.8; 2000-01 - 62.9; 1999-00 - 62.9; 2016-17 - 62.6.

## ASSISTS TO MADE FG UNDER PASTNER

Year	A/FGM	Nat'l Rank	Natl Avg.	Vs. ACC
2021-22	52.7	127	50.9	53.1
2020-21	57.1	53	51.8	58.8
2019-20	53.3	139	51.5	58.0
2018-19	57.4	46	51.9	56.4
2017-18	54.3	119	52.3	53.9
2016-17	62.4	13	52.4	63.2

## Build the Wall

Due to its ability to play creative versions of both zone and man-to-man to keep opponents off-balance, Georgia Tech has been able to rely on its mixture of defenses to win games over Josh Pastner's first five seasons.

Tech is No. 86 currently in adjusted defensive efficiency, according to KenPom.com, at 99.1 points per 100 possessions, its lowest standing under Pastner but still among the top third in the NCAA.

The major difference between this year's unit and the previous five Tech teams is playing a small lineup the majority of the time and the absence of a rim-protector and shot blocker like the ones on the list below.

## ACC ALL-DEFENSIVE TEAM PLAYERS UNDER PASTNER

2017	Ben Lammers, C (Defensive Player of the Year)
2018	Ben Lammers, C
2019	James Banks III, C
2020	James Banks III, C
2021	Jose Alvarado, G; Moses Wright, C (Defensive POY)

## Pre-Season Storylines

- **107th season** - Georgia Tech is playing its 107th season of basketball in 2021-22 and began the season with an all-time on-court record of 1,410-1,267 (22 wins and one loss from the 2016-17 and 2017-18 seasons were vacated by the NCAA Committee on Infractions).

- **Tech in ACC play** - This is Tech's 43rd season as a member of the Atlantic Coast Conference, having won the conference championship in 1985, 1990, 1993 and 2021. Prior to that, Tech competed in the Metro Conference for three seasons from 1975-78, was an independent from 1964-75, and was a member of the Southeastern Conference for 32 years from 1932-64, winning one title in 1938.

- **67** - Total years of full-time experience in Division I for Tech's coaching staff.

- This is Georgia Tech's sixth season under head coach Josh Pastner, who has built the Tech program based on a "get old and stay old" philosophy, elevating the talent level incrementally through ever-improving high school recruiting and attracting transfers who went to high school in the Atlanta area.

- Georgia Tech was projected by the ACC's official media panel to finish 10th in the conference regular season. Since the ACC expanded in 2005, Miami is the only defending ACC

## Offense/Defense Under Pastner

Source: KenPom.com (Nat'l rank in parentheses)

Year	Tempo	Off. Eff.	Def. Eff.
2021-22	68.4 (113)	99.9 (250)	99.2 (91)
2020-21	67.3 (223)	113.7 (22)	96.2 (68)
2019-20	70.0 (88)	103.0 (171)	91.8 (16)
2018-19	66.8 (225)	101.7 (228)	96.5 (43)
2017-18	66.1 (227)	103.6 (197)	98.7 (61)
2016-17	68.2 (179)	100.0 (259)	91.0 (6)

Champion to be projected lower than 10th the next season (12th prior to 2013-14 season). In the last three seasons, the Jackets have surpassed expectations, having been picked to finish 13th, 12th and ninth, respectively, before eventually finishing 10th, fifth and fourth in the regular season. No team that went on to win the ACC championship had ever been projected to finish as low as ninth before last season.

- Tech is coming off the team's first Atlantic Coast Conference championship in 28 years, and the fourth in program history.

- Tech is coming off the team's first NCAA Tournament appearance in 11 years, and 17th in program history.

- Tech has won 17 games overall each of the last two seasons, and has won 22 ACC regular-season games (11 each season), the most in back-to-back seasons in the team's ACC history.

- Tech has finished in fourth place (2021) and fifth place (2020) in the regular season ACC race the last two seasons, the program's best back-to-back finishes since 2004 and 2005.

- Four players with significant career experience as starters return from the ACC Championship team, led by ACC Tournament MVP Michael Devoe, who has been named honorable mention All-ACC each of the last two years, and is the Yellow Jackets' top all-conference candidate for 2021-22. He averaged 15.0 points per game and was one of the league's top three-point shooters at 40 percent for the season.

- Two seniors form the ACC Championship squad - Jordan Usher and Bubba Parham - return to take advantage of their available "COVID year." Usher, who began his college career at USC, has started every game for Tech since becoming eligible in midseason 2019-20, and last year was Tech's fourth-leading scorer (11.6 ppg) and third-leading rebounder (4.2 rpg), and made the ACC All-Tournament team. Parham started 20 of 56 games in two seasons at Tech after transferring from VMI, averaging 5.8 points per game, but has played in just two games this season due to a knee injury.

- Devoe and Parham are both career 1,000-point scorers, with Jordan Usher joining them at mid-season.

- Devoe, Usher, Parham and senior forward Khalid Moore began the season with a combined 247 career collegiate starts.

- All three freshmen in this year's recruiting class were rated among the nation's top 150 prospects, and the class, which includes transfer guard Deivon Smith from Mississippi State, is ranked 28th in the nation, the highest-ranked class for Tech since 2012.

- Tech's center has made the ACC's All-Defensive Team five straight years - Ben Lammers (2017, 2018), James Banks III (2019, 2020), both of whom led the conference in blocked shots, and Moses Wright (2021). In 2020-21, Tech had two representatives on the All-Defensive Team - Jose Alvarado, who was also named ACC Defensive Player of the Year, joined Wright.

- Tech entered this season having won 14 of its last 15 ACC games at McCamish Pavilion, including a school-record 11-game winning streak that was stopped by Virginia on Feb. 10 of last season.



# TECH NOTEBOOK

## Career Games With ...

Double-Figure Points	2021-22	Career
Deebo Coleman	7	7
Michael Devoe	26	85
Rodney Howard	9	9
Miles Kelly	2	2
Tristan Maxwell	1	1
Jalon Moore	1	1
Khalid Moore	3	10
Bubba Parham	-	+65
Deivon Smith	3	11
Kyle Sturdivant	10	#12
Jordan Usher	25	*60

*+includes 53 at VMI; \*includes 10 at USC; #includes 1 at USC*

20-plus Points	2021-22	Career
Michael Devoe	12	32
Tristan Maxwell	1	1
Bubba Parham	-	24
Jordan Usher	5	8

30-plus Points	2021-22	Career
Michael Devoe	3	4
Bubba Parham	-	9
Jordan Usher	2	2

10-plus Rebounds	2021-22	Career
Michael Devoe	-	1
Rodney Howard	3	3
Jordan Usher	7	8

Double-Doubles	2021-22	Career
Michael Devoe	-	1
Rodney Howard	3	3
Jordan Usher	6	7

## Tech Among ACC Leaders

All Games	Player	#	Rank
Scoring average	Michael Devoe	18.00	3
	Jordan Usher	14.65	17
Rebound average	Jordan Usher	6.55	t15
Field goal pct.	Jordan Usher	.470	13
3-point FG pct.	Michael Devoe	.367	3
3-point FG made	Michael Devoe	2.30	7
Free throw pct.	Michael Devoe	.730	13
Assists	Michael Devoe	3.23	15
Steals	Jordan Usher	1.45	14
Off. rebound avg.	Rodney Howard	2.15	14
Def. rebound avg.	Jordan Usher	5.35	8
Minutes Played	Michael Devoe	34.88	5

ACC Games	Player	#	Rank
Scoring average	Michael Devoe	16.25	8
	Jordan Usher	14.10	19
Rebound average	Jordan Usher	6.10	16
Field goal pct.	Jordan Usher	.449	14
3-point FG made	Michael Devoe	1.89	15
Free throw pct.	Michael Devoe	.763	11
Steals	Jordan Usher	1.50	10
	Michael Devoe	1.35	14
Off. rebound avg.	Rodney Howard	2.07	12
Def. rebound avg.	Jordan Usher	4.95	t11
Minutes Played	Michael Devoe	35.34	6

*rankings through games of March 6*

## Tech Welcomes Strong Recruiting Class

Georgia Tech signed its highest-rated class in nine years when four-star guards **Dallan "Deebo" Coleman** and **Miles Kelly**, as well as three-star forward **Jalon Moore**, put their names on letters-of-intent to join the Yellow Jackets.

The three-player class was rated as high as 15th-best in the nation and third-best in the Atlantic Coast Conference according to the 247Sports composite team rankings (was 28th at the end of the summer).

Coleman, a 6-6 guard from Memphis, Tenn., who played his high school ball in Callahan, Fla., at No. 53 nationally, is the highest-rated player to sign with Tech during the tenure of head coach Josh Pastner. Kelly, a 6-4 guard from Lilburn, Ga., was No. 87 according to 247Sports. Moore, a 6-6 forward from Gardendale, Ala., was No. 120.

Coleman and Kelly were both among the nominees for the 2021 McDonald's All-American Game.

It was the first time since 2012 that Georgia Tech had signed as many as three players ranked among the nation's top 150 in the 247Sports ranking. Tech's 2012 recruiting class included four-star forwards **Marcus Georges-Hunt** and **Robert Carter, Jr.**, and was rated the nation's 10th-best. The Jackets had the nation's 11th-ranked class in 2009, a six-player group highlighted by forward **Derrick Favors**, the nation's top-ranked prospect, and guard **Mfon Udofia**.

## Transfer Smith Fortifies Backcourt

Deivon Smith, a former four-star point guard from Grayson, Ga., who played his freshman year at Mississippi State, transferred to Georgia Tech over the summer and joined the Yellow Jackets for the 2021-22 season.

Smith started eight games last season, averaging 5.2 points, 3.6 rebounds and 2.9 assists across 33 games for the Bulldogs, who went 18-15 overall and reached the championship game of the NIT. The 6-1 Loganville, Ga., native compiled a 97:56 assist/turnover ratio, shot 33.9 percent from the floor, 27.9 percent from three-point range and 61.5 percent from the foul line. He was better in SEC games, averaging 5.6 points, 3.6 rebounds and 3.0 assists in helping MSU go 8-10 in conference. Smith scored double figures in five games, with a high of 17 with three rebounds and three assists in the NIT championship game loss to Memphis.

Smith attended Grayson (Ga.) High School, where he was named the 2020 Gwinnett Prep Sports Player of the Year. He was ranked as high as No. 63 in the nation by 247Sports. He led Grayson to a 25-4 record in 2017-18, won the Region 8-AAAAAAA championship and went to the state final four.

## First ACC Championship in 28 Years, First in NCAA Tournament in 11

Ending an 11-year hiatus from the NCAA Tournament, Georgia Tech participated in March Madness for the first time since 2010, losing its first-round game, 71-60, to Loyola Chicago at Hinkle Fieldhouse in Indianapolis, Ind. The Yellow Jackets were a No. 9 seed in the field as an automatic qualifier after winning the Atlantic Coast Conference championship, the first conference title for the team since 1993.

The Yellow Jackets entered the NCAA Tournament having won eight straight games following a Feb. 12 loss at Clemson, including victories over Miami and Florida State to win the ACC Tournament. Tech also earned its highest ACC regular season finish (fourth) since the 2004 national runner-up team also finished fourth, and had a NCAA NET ranking of No. 34 (Jackets NET was 41 following NCAA Tournament). Tech's surge began with a 71-65 home win over Pitt on Feb. 14 and included three road victories over Miami, No. 16 Virginia Tech and Wake Forest.

But Tech was unable to get past the No. 8-seeded Ramblers after losing ACC Player of the Year Moses Wright under COVID-19 protocols, and its remarkable season ended with a 17-9 record.

## 2020-21 Season Highlights

- Georgia Tech's 34 wins over the past two seasons are the most for the program over two seasons since 2009-10 and 2010-11 (36). Tech's 17-9 record in 2020-21 marked its highest winning percentage for a season since the 2004 Final Four team (28-10).

- **Big wins for the Jackets** - Loyola, the 17th-ranked team in the Associated Press poll, was the 10th AP top-25 team the Yellow Jackets played during the 2020-21 season. Tech defeated five AP top 25 teams this season, most recently No. 15 Florida State in the ACC Tournament, more than any other team in the ACC. The Jackets also defeated No. 20 Kentucky (Dec. 6), No. 20 Clemson (Jan. 20), No. 16 Florida State (Jan. 30) and No. 16 Virginia Tech.

- **Trifecta** - For the first time in its history, Georgia Tech defeated Kentucky, North Carolina and Duke in the same season.

- **Fourth ACC title for Tech** - Georgia Tech claimed its fourth ACC Tournament championship and its first since 1993. The Yellow Jackets are 4-4 all-time in tournament title games.

- **Streaking** - Tech's eight-game winning streak was the longest since the Yellow Jackets opened the 2003-04 season 12-0. But Tech had not won as many straight games so late in the season since the Jackets won nine in a row in 1996, seven to finish the regular season and their quarterfinal and semifinal games in the tournament. Tech lost in the finals to Wake Forest.

- **Plus-side** - Tech has a winning streak or has won the last meeting against 11 of its 14 ACC foes. Virginia is the only team the Jackets have a current losing streak against (eight in a row), and is the only team that the Yellow Jackets haven't beaten under head coach Josh Pastner.

- **Long time coming** - With an 11-6 ACC record to follow its 11-9 finish in 2019-20, Georgia Tech collected its most ACC victories (22) in back-to-back years in its 42-year history in the conference. The Yellow Jackets went 8-8 in 1994-95 and 13-3 in 1995-96 (21 wins).

- **High cotton** - Tech's fourth-place finish in the ACC regular season was its highest since its NCAA Tournament runner-up team tied for third in 2004. Coupled with its fifth-place finish in 2019-20, the Yellow Jackets posted their highest back-to-back finishes since 2004 (T-3) and 2005 (4th).

- **Double bye-bye** - Tech opened the ACC Tournament beyond the event's first day since 2005, and Tech earned the coveted double-bye for the first time since the ACC expanded to 15 teams.

- **Back-to-back** - Tech achieved 10-plus ACC wins in back-to-back years for the first time in program history. Tech also posted winning ACC records in back-to-back seasons since 1989 and 1990 (both 8-6). Also, Tech reached five games over .500 in the ACC for the first time since March 3, 1996.

- **Home sweet home** - Tech finished the 2020-21 campaign with an 8-1 record at home in ACC games, and has won 14 of its last 15 conference games at McCamish Pavilion.

- **Snack runs** - After dropping its first five ACC road games in 2020-21, Tech won its last three by an average of 18.3 points against Miami (87-60), No. 16 Virginia Tech (69-53) and Wake Forest (75-63). It was the first time since the 2007-08 season that the Yellow Jackets had won three straight ACC road games.

- **Rise above** - The Yellow Jackets once again outperformed pre-season projections in 2020-21, finishing fourth in the ACC after being projected to finish ninth. Last season, Tech finished in fifth place after being picked to finish 12th in the official poll of ACC media. Same thing in 2018-19, when Tech finished 10th in the ACC after being projected to finish no higher than 13th in the preseason. Tech also outperformed projections in 2016-17, finishing 11th after being picked to finish 14th in Josh Pastner's first season.

- **Nothing but NET** - Georgia Tech went 9-7 against quad 1 and 2 teams and finished the season No. 41 in the NCAA's NET rankings, and No. 37 in the KenPom.com rankings. Tech's eight-game winning streak elevated the Yellow Jackets

## TECH NOTEBOOK

## McCamish Pavilion 411

**Name:** McCamish Pavilion (mc-CAM-ish), named for Atlanta insurance executive Hank McCamish who gave the lead gift for the facility

**Capacity:** approximately 8,600 (6935 court level, 1665 balcony level)

**Cost:** \$50 million

**Contractor:** Whiting-Turner

**Architect:** Populous

**Cremins Court:** the court remains named for the former Tech head coach

**Alexander Courtyard:** located at the Fowler Street entrance, honors the former Tech director of athletics and the history of the former Tech home arena named for him

**Grand entrance:** 10th and Fowler Streets, foyer includes graphic representations of retired jerseys and Tech's two Final Four appearances

**Other entrances:** West entrance off Fowler Street (students and media), East entrance from main arena parking (for club patrons)

**Features:** center-hung scoreboard and video boards, mezzanine fascia ribbon boards, theatrical lighting, primarily chairback seating, club area

## Facts and Dates

- 2,500 cubic yards of concrete removed
- 3,000 cubic yards of concrete installed
- 500 tons of new steel installed
- Over 1 mile of new railing installed
- 20,000 gallons of paint used
- 2,000 feet of new mechanical piping
- 2,500 feet of new ductwork
- \$4M in new audio-visual and scoreboards
- 50 TV's throughout the concourse and Callaway Club
- Farthest distance material has traveled to get on site: 4,835 miles
- Shortest distance material has traveled to get on site: 1 mile
- Number of Tech alumni involved in the project: over 100
- Number of days construction took: 520
- Number of 1950's old style Coke bottles found while installing the underground foundations: 11
- Number of new staircases: 13
- Number of new sports lights for the competition floor: Over 300
- 270-degree court view from concourse

**Groundbreaking:** May 5, 2011

**Opening:** October, 2012

**First public event:** Oct. 21, 2012 - Jacket Jam (men's and women's scrimmages)

**First men's game:** Nov. 9, 2012 vs. Tulane

**Head coaches:** Brian Gregory of Georgia Tech, Ed Conroy of Tulane

**Officiating crew:** Karl Hess, Gary Maxwell, Raymond Styons

**TV announce crew:** Tom Werme, Cory Alexander (ACC Network, syndicated over-the-air iteration)

**First Tech points:** Marcus Georges-Hunt (2 FT, 18:13, 1st half)

**First basket:** Tulane's Josh Davis (18:44, 1st half)

**Attendance:** 8,600 (sellout)

**First women's game:** Nov. 11, 2012 vs. Tennessee

*Tech played 55 seasons in Alexander Memorial Coliseum, compiling a record of 556-194 (.741). Miami was the last team to play Tech there, a game Tech won, and was the first ACC team to play in McCamish Pavilion, which Miami won. For the 2011-12 season, Tech played its home games at Phillips Arena and the Arena at Gwinnett.*

as high as No. 34 in the NET and No. 32 in KenPom), which were were Tech's highest positions in both rankings during head coach Josh Pastner's tenure.

• **Tech's ACC schedule among strongest** - Georgia Tech went 11-6 against an ACC schedule ranked No. 3 in strength according to KenPom.com. Its schedule had been rated the strongest prior to playing at Wake Forest to finish the season.

• **Tech vs. NCAA teams** - Six ACC teams were the only Tech opponents to make the NCAA field, and the Yellow Jackets went 6-4 against them during the regular season and ACC Tournament. None of Tech's non-conference opponents made the NCAA or NIT fields.

• **Doing it at both ends** - Through the end of the regular season, Georgia Tech ranked No. 6 in the ACC (conference games only) in scoring offense (71.76 ppg) and No. 4 scoring defense (67.29 ppg). Florida State was the only other team to rank sixth or higher in both.

• **On second thought** - After intermission during its eight-game winning streak, the Yellow Jackets shot 55 percent from the floor (126-of-229). Tech shot 50 percent or better the second half of 14 of its 19 ACC games (including the ACC Tournament). In Tech's 13 ACC wins (including the tournament), the Jackets made 55.9 percent (204-365) of their attempts after halftime.

• **MVP** - Michael Devoe just missed making one of the three official All-ACC teams (he was top top vote-getter among the honorable mention players), but he became the fourth Tech player to win the Everett Case Award as the Outstanding Player in the ACC Tournament. The junior guard scored 20 points with three assists and two steals against Florida State in the championship game, and 13 points with seven assists in Tech's quarterfinal win over Miami. Combined, he went 12-of-20 from the floor, 5-of-8 from three-point range.

• **Call me Ush** - Jordan Usher, the fourth Yellow Jacket averaging in double figures in 2020-21, averaged 15.4 points over his last six games (Syracuse, Duke, Wake Forest, Miami, Florida State, Loyola), hitting 38-of-69 shots from the floor (55.1 percent) with 27 rebounds, 17 assists and 13 steals combined in the six games.

• **Ball security** - The Jackets finished the season No. 1 in the ACC and ranked No. 9 nationally in turnover margin (plus-4.58). Tech's margin of plus 4.12 in ACC games also ranked No. 1. Tech led the ACC in turnovers forced (15.73) and was third in fewest turnovers committed (11.15).

## Jackets Receive Top ACC Honors

**Moses Wright was named Atlantic Coast Conference Player of the Year and earned a spot on the All-ACC first team, and Jose Alvarado was voted the ACC's Defensive Player of the Year and a second-team All-ACC honoree**, highlighting the list of honors awarded to Yellow Jacket players following the team's run to a fourth-place regular-season finish in the ACC.

Wright became the third Yellow Jacket to be named the conference's top player. Mark Price was named by the Associated Press in 1985, and Dennis Scott was honored in 1990 by the Atlantic Coast Sportswriters Association, whose selections are recognized as the official team. Alvarado was the second Tech player to earn Defensive Player of the Year honors, following center Ben Lammers in 2017.

A native of Raleigh, N.C., Wright was the first Tech player to make the All-ACC first team since center Alvin Jones in 2001, and was the overall leading vote-getter in the balloting by the panel. Alvarado, a 6-foot senior, made the second team after being voted to the third-team in 2020. Junior guard **Michael Devoe (Orlando, Fla.) received honorable mention for the second year in a row**, 16th in overall points received.

Further, Alvarado and Wright both were named to the **ACC All-Defensive Team**, the first time Tech placed two individuals on that unit. Alvarado led the voting for that team, being named on 69 of 76 ballots.

## Eleven Straight ACC Home Wins

Georgia Tech set a program record for consecutive ACC wins at home with 11, a string that began Jan. 25 of the 2019-20 season and ended with a loss to No. 9 Virginia on Feb. 10 of this season.

Date	Opponent	Score
Jan. 25, 2020	NC State	64-58
Feb. 4, 2020	Virginia Tech	76-57
Feb. 12, 2020	#5/5 Louisville	64-58
Feb. 25, 2020	Clemson	68-59
Feb. 29, 2020	Miami	63-57
Mar. 4, 2020	Pittsburgh	73-57
Dec. 29, 2020	North Carolina	72-67
Jan. 3, 2021	Wake Forest	70-54
Jan. 20, 2021	Clemson	83-65
Jan. 30, 2021	#16/16 Florida State	76-65
Feb. 6, 2021	Notre Dame	82-80

## Building Depth

The upward progress of Georgia Tech's program is evident in the development of its recruiting classes under head coach Josh Pastner, each of whom has played significant minutes and made significant contributions on the ACC level. Though not highly-rated in terms of rankings, the players have a wide range of skills and have developed into consistent conference-level performers for the next couple of years.

Evidence of that is apparent in the fact that Pastner has consistently played eight to 10 players in his rotation during the 2021-22 season after generally keeping Tech's rotation to no more than seven or eight in his first five seasons. Eight Yellow Jackets are averaging double-digit minutes in ACC play this season.

a. The 2017-18 class of Jose Alvarado, Evan Cole and Moses Wright combined to start 205 games (Cole graduated and transferred after the 2020-21 season). Alvarado and Wright started every game of the 2020-21 season (except for the NCAA Tournament game against Loyola which Wright missed) and were the Jackets' top two scorers and played the most minutes. Wright became Georgia Tech's first ACC Player of the Year since 1990, and Alvarado was named the ACC's Defensive Player of the Year.

b. The 2018-19 class of Michael Devoe, Khalid Moore and Kristian Sjolund combined to start 154 games (Sjolund redshirted before transferring to UTEP after the 2019-20 season). Devoe has started every game the last three seasons and was the Jackets' No. 3 scorer in 2020-21, and also was named the ACC Tournament MVP, while Moore has started 33 games in his career and has been an key contributor in ways that don't always show up in the box score.

c. James Banks III, who transferred from Texas, and Jordan Usher, a transfer from Southern California, started 54 games, contributed 17.7 points, 12.0 rebounds and played 56.2 minutes per game in 2019-20. Banks moved on to play professionally and is in the G League with the New Orleans Pelicans affiliate in Birmingham, while Usher has started every game over two-plus seasons and is the Jackets' No. 2 scorer this season.

## Five-Star Player Development

Notable player development successes over the past four seasons include Josh Okogie, Ben Lammers, Tadic Jackson, Abdoulaye Gueye, James Banks III, Jose Alvarado, Moses Wright and Michael Devoe, who maximized their skill sets and their production under the current coaching staff.

Okogie went from being ranked 11th in the state as a HS senior to a first-round NBA draft pick. Gueye, a 6-9 forward, developed from a project player into an ACC-level contributor in the first two seasons with the current staff, and is now in his fourth season with the Minnesota Timberwolves. Graduate

# TECH NOTEBOOK

transfer Brandon Alston had similar statistical numbers at the ACC level as he compiled in two seasons at Lehigh, and is now playing professionally overseas.

Banks, a 6-10 center, made the ACC's All-Defensive team twice in two years and finished his career No. 8 in blocked shots at Tech. Wright blossomed at the end of the 2018-19 season and doubled his scoring and rebounding averages in 2019-20 over his sophomore year, doubled again his senior year and was named the ACC Player of the Year. Devoe added more than six points to his scoring average and ranked among the top five in the ACC in field goal and three-point percentage.

Jose Alvarado, a three-star guard out of Brooklyn, N.Y., who started as a freshman, improved his scoring, shooting and ballhandling every year as a Yellow Jacket, finishing his career with 1,429 points and ranking among the top 10 in Tech history in assists, steals and three-point field goals.

## Winning Starts at Home

Georgia Tech and head coach Josh Pastner have worked to make McCamish Pavilion a real homecourt advantage for the program, and the Yellow Jackets made a good start on that by setting a program record for wins at home (17) in 2017-18, including a 7-2 ACC record and two NIT victories.

Tech is 33-23 against ACC teams at home under Pastner, and that includes a 8-9 mark against ranked opponents.

Tech is 69-32 at McCamish Pavilion under Pastner, 112-62 since the building opened for the 2012-13 season.

## Welcome to The Hank

Georgia Tech is playing its 10th season in McCamish Pavilion, which was essentially brand new when it opened for the 2012-13 season. The only physical elements of McCamish Pavilion that remain from the venerable Alexander Memorial Coliseum are the roof and the 32 steel ribs that support it.

The capacity of McCamish Pavilion is 8,600, including 1,665 seats in the new balcony level and 6,935 seats in the lower seating bowl. There are no suites, but there is a club area that seats 500. Alexander Memorial Coliseum seated 9,191 spectators in its final configuration.

The most impressive features of McCamish Pavilion are its grand entrance, which fronts 10th and Fowler Streets, the ability for patrons to view the court from the main concourse all the way around, and the theatrical lighting system, which concentrates light on the court while leaving the seating areas dark, modeled after the Staples Center in Los Angeles and Madison Square Garden in New York.

Tech played 55 seasons in Alexander Memorial Coliseum, compiling a record of 556-194 (.741). Miami was the last team to play Tech in Alexander Memorial Coliseum, a game Tech won, and was the first ACC team to play in McCamish Pavilion on Jan. 5, which Miami won. For the 2011-12 season, Tech played its home games at Philips Arena and the Arena at Gwinnett.

## Four Tech Alumni on NBA Rosters

Since 1982, Georgia Tech has produced 19 first-round NBA draft picks and 46 draft picks overall. A total of 40 Georgia Tech alumni have played in the NBA.

Four former Georgia Tech basketball stars are on NBA rosters in 2021-22, including **Josh Okogie**, drafted 20th overall by the Minnesota Timberwolves in 2018, who is in his fourth season with the team.

**Thaddeus Young**, a 14-year NBA veteran, began the season with the San Antonio Spurs after spending the last two seasons with the Chicago Bulls, three seasons with the Indiana Pacers, seven seasons in Philadelphia, one in Minnesota and two in Brooklyn. he was traded to Toronto before the All-Star break.

**Derrick Favors**, an 11-year veteran, was traded to the Oklahoma City Thunder in the off-season, his third team in the last three seasons. He was a key figure with the Utah Jazz for nine seasons, but became a free agent after the 2018-19 season and signed with New Orleans, where he spent the 2019-

20 season, then returned to Utah for the 2020-21 season.

**Jose Alvarado**, the ACC's Defensive Player of the Year in 2021, signed a two-way contract with the New Orleans Pelicans, and has spent more of the 2021-22 season on its roster.

Moses Wright, the ACC Player of the Year in 2021, has excelled for the Los Angeles Clippers' G League team, the Agua Caliente Clippers, and earned a 10-day contract to play in L.A. earlier this season. He recently was signed to a two-way deal with the Dallas Mavericks.

Three other former Yellow Jackets are in the G League. Former center James Banks III also is a member of the Texas Legends, the Pelicans' affiliate. while Marcus Georges-Hunt is a member of the Atlanta Hawks' G League affiliate, the College Park Skyhawks.

## Arts and Letters

Beginning with Moe Miller and Lance Storrs in the summer of 2011, every four-year senior in the Georgia Tech program has graduated, with the exception 2019 senior Ben Lammers, who is playing pro ball overseas and needs to complete one course, and 2021 senior Jose Alvarado, who likewise needs to complete one course

Eleven different Georgia Tech players have made the ACC All-Academic team since it was established in 2011, with Marcus Georges-Hunt and Tadic Jackson making it twice.

Tech's men's basketball team has recorded the highest Academic Progress Report scores the last five years since the NCAA began tracking academic performance in 2004-05. The Jackets scored a perfect team single year APR score of 1000 three straight years from 2011-13.

## BASKETBALL GRADUATES

2012 - Derek Craig, Nick Foreman
2013 - Mfon Udofia, Pierre Jordan (Master's), Brandon Reed
2014 - Kammeeon Holsey, Daniel Miller, Jason Morris
2015 - Robert Sampson
2016 - Marcus George-Hunt, Travis Jorgenson
2017 - Josh Heath, Corey Heyward, Kellen McCormick (Master's), Jodan Price (Master's), Rand Rowland, Quinton Stephens
2018 - Tadic Jackson, Ben Lammers (has one course to complete)
2019 - Abdoulaye Gueye, Sylvester Ogbonda, Brandon Alston (Master's)
2020 - Evan Cole
2021 - Shembari Phillips, Malachi Rice, Moses Wright

## Tech's NCAA Tournament History

Georgia Tech has played in the NCAA Tournament 17 times in its history. Sixteen of those appearances have occurred from 1985 to the present, 10 under Bobby Cremins and five under Paul Hewitt.

The most recent was 2021, when the Yellow Jackets won the ACC Championship and earned an automatic bid, then fell 71-60 to Loyola Chicago in the opening round of the Midwest Regional.

That ended an 11-year hiatus from the NCAA Tournament that dated back to 2010, when the Yellow Jackets defeated Oklahoma State in the first round before losing to Ohio State in the round of 32 of the Midwest Regional.

Tech has a record of 23-17 in NCAA Tournament play, highlighted by its 2004 trip to the NCAA title game as well as a Final Four berth in 1990. The Yellow Jackets have reached the NCAA Sweet 16 seven times (1960, 1985, 1986, 1990, 1992, 1996, 2004).

The 2004 and 2005 appearances were Tech's' first back-to-back appearances since Bobby Cremins led the Institute to the Big Dance nine straight years from 1985-93.

Georgia Tech has won at least one game in 11 of its 17 previous NCAA Tournament appearances.



# ACC TOURNAMENT HISTORY

**1980 - Greensboro Coliseum, Greensboro, N.C.**  
 #1 Maryland 51, #8 Georgia Tech 49 (ot)

**1981 - Capital Centre, Landover, Md.**  
 #1 Virginia 76, #8 Georgia Tech 47

**1982 - Greensboro Coliseum, Greensboro, N.C.**  
 #1 North Carolina 55, #8 Georgia Tech 39

**1983 - The Omni, Atlanta, Ga.**  
 #6 Georgia Tech 64, #3 Maryland 58  
 #2 Virginia 96, Georgia Tech 67

**1984 - Greensboro Coliseum, Greensboro, N.C.**  
 #3 Duke 67, #6 Georgia Tech 63 (ot)

**1985 - The Omni, Atlanta, Ga. (Champions)**  
 #1 Georgia Tech 55, #8 Virginia 48  
 Georgia Tech 75, #4 Duke 64  
 Georgia Tech 57, #2 North Carolina 54

**1986 - Greensboro Coliseum, Greensboro, N.C. (Runner-up)**  
 #1 Georgia Tech 79, #8 Clemson 61  
 Georgia Tech 64, #6 Maryland 62  
 #1 Duke 68, Georgia Tech 67

**1987 - Capital Centre, Landover, Md.**  
 #4 Virginia 55, #5 Georgia Tech 54

**1988 - Greensboro Coliseum, Greensboro, N.C.**  
 #5 Maryland 84, #4 Georgia Tech 67

**1989 - The Omni, Atlanta, Ga.**  
 #4 North Carolina 77, #5 Georgia Tech 62

**1990 - Charlotte Coliseum, Charlotte, N.C. (Champions)**  
 #3 Georgia Tech 76, #6 NC State 67  
 Georgia Tech 83, #2 Duke 72  
 Georgia Tech 70, #5 Virginia 61

**1991 - Charlotte Coliseum, Charlotte, N.C.**  
 #4 NC State 82, #5 Georgia Tech 68

**1992 - Charlotte Coliseum, Charlotte, N.C.**  
 #4 Georgia Tech 68, #5 Virginia 56  
 #1 Duke 89, Georgia Tech 76

**1993 - Charlotte Coliseum, Charlotte, N.C. (Champions)**  
 #6 Georgia Tech 69, #3 Duke 66  
 Georgia Tech 69, #7 Clemson 61  
 Georgia Tech 77, #1 North Carolina 75

**1994 - Charlotte Coliseum, Charlotte, N.C.**  
 #3 Wake Forest 74, #6 Georgia Tech 49

**1995 - Greensboro Coliseum, Greensboro, N.C.**  
 #4 Virginia 77, #5 Georgia Tech 67

**1996 - Greensboro Coliseum, Greensboro, N.C. (Runner-up)**  
 #1 Georgia Tech 88, #9 NC State 73  
 Georgia Tech 84, #5 Maryland 79  
 #2 Wake Forest 75, Georgia Tech 74

**1997 - Greensboro Coliseum, Greensboro, N.C.**  
 #8 NC State 60, #9 Georgia Tech 46

**1998 - Greensboro Coliseum, Greensboro, N.C.**  
 #3 Maryland 83, #6 Georgia Tech 65

**1999 - Charlotte Coliseum, Charlotte, N.C.**  
 #3 North Carolina 78, #6 Georgia Tech 49

**2000 - Charlotte Coliseum, Charlotte, N.C.**  
 #7 Florida State 63, #8 Georgia Tech 62

**2001 - Georgia Dome, Atlanta, Ga.**  
 #5 Georgia Tech 74, #4 Virginia 69  
 #1 North Carolina 70, Georgia Tech 63

**2002 - Charlotte Coliseum, Charlotte, N.C.**  
 #3 Wake Forest 92, #6 Georgia Tech 83

**2003 - Greensboro Coliseum, Greensboro, N.C.**  
 #4 NC State 71, #5 Georgia Tech 65

**2004 - Greensboro Coliseum, Greensboro, N.C.**  
 #4 Georgia Tech 83, #5 North Carolina 82  
 #1 Duke 85, Georgia Tech 71

**2005 - MCI Center, Washington, D.C. (Runner-up)**  
 #5 Georgia Tech 73, #4 Virginia Tech 54  
 Georgia Tech 78, #1 North Carolina 75  
 #3 Duke 69, Georgia Tech 64

**2006 - Greensboro Coliseum, Greensboro, N.C.**  
 #6 Maryland 84, #11 Georgia Tech 62

**2007 - St. Pete Times Forum, Tampa, Fla.**  
 #11 Wake Forest 114, #5 Georgia Tech 112 (2 ot)

**2008 - Bobcats Arena, Charlotte, N.C.**  
 #7 Georgia Tech 94, #10 Virginia 76  
 #2 Duke 82, Georgia Tech 70

**2009 - Georgia Dome, Atlanta, Ga.**  
 #12 Georgia Tech 86, #5 Clemson 81  
 #4 Florida State 64, Georgia Tech 62

**2010 - Greensboro Coliseum, Greensboro, N.C.**  
 #7 Georgia Tech 62, #10 North Carolina 58  
 #7 Georgia Tech 69, #2 Maryland 64  
 #7 Georgia Tech 64, #11 NC State 59  
 #1 Duke 65, #7 Georgia Tech 61

**2011 - Greensboro Coliseum, Greensboro, N.C.**  
 #6 Virginia Tech 59, #11 Georgia Tech 43

**2012 - Philips Arena, Atlanta, Ga.**  
 #6 Miami 54, #11 Georgia Tech 36

**2013 - Greensboro Coliseum, Greensboro, N.C.**  
 #8 Boston College 84, #9 Georgia Tech 64

**2014 - Greensboro Coliseum, Greensboro, N.C.**  
 #11 Georgia Tech 73, #14 Boston College 70 (ot)  
 #6 Clemson 69, #11 Georgia Tech 65 (ot)

**2015 - Greensboro Coliseum, Greensboro, N.C.**  
 #12 Boston College 66, #13 Georgia Tech 65

**2016 - Verizon Center, Washington, D.C.**  
 #10 Georgia Tech 88, #7 Clemson 85 (ot)  
 #2 Virginia 72, #10 Georgia Tech 52

**2017 - Barclays Center, Brooklyn, N.Y.**  
 #14 Pittsburgh 61, #11 Georgia Tech 59

**2018 - Barclays Center, Brooklyn, N.Y.**  
 #12 Boston College 87, #13 Georgia Tech 77

**2019 - Spectrum Center, Charlotte, N.C.**  
 #15 Notre Dame 78, #10 Georgia Tech 71

**2020 - Greensboro Coliseum, Greensboro, N.C.**  
*Georgia Tech did not participate (NCAA postseason ban)*

**2021 - Greensboro Coliseum, Greensboro, N.C.**  
 #4 Georgia Tech 70, #13 Miami 66 (quarterfinal)  
 #4 Georgia Tech vs. #1 Virginia (semifinal, canceled)  
 #4 Georgia Tech 80, #2 Florida State 75 (championship)

## ACC All-Tournament

1980	Brook Stegge, G (2nd)
1983	Mark Price, G (2nd)
1984	Mark Price, G (2nd)
1985	Mark Price, G (1st), Bruce Dalrymple, G (1st), Yvon Joseph, C (2nd), John Salley, F (2nd)
1986	Duane Ferrell, F (1st), Mark Price, G (2nd), Tom Hammonds, F (2nd), John Salley, F (3rd)
1990	Brian Oliver, G (1st), Dennis Scott, F (1st), Kenny Anderson, G (1st), Malcolm Mackey, F (3rd)
1992	Malcolm Mackey, F (2nd)
1993	James Forrest, F (1st), Drew Barry, G (1st), Travis Best, G (2nd)
1996	Matt Harpring, F (1st), Stephon Marbury, G (1st)
2001	Alvin Jones, C (2nd)
2004	B.J. Elder, G (2nd)
2005	Will Bynum, G (1st), Jarrett Jack, G (2nd)
2009	Lewis Clinch, G (2nd)
2010	Derrick Favors, F (1st), Gani Lawal, F (2nd), Iman Shumpert, G (2nd)
2020	Michael Devoe, G (1st), Jordan Usher, F (1st), Jose Alvarado, G (2nd)

## Everett Case Award\*

1985	Mark Price, G
1990	Brian Oliver, G
1993	James Forrest, F
2021	Michael Devoe, G

\*ACC Tournament MVP

## Record by Site

Barclays Center, Brooklyn, N.Y.	0-2
Bobcats Arena/Spectrum Center, Charlotte, N.C.	1-2
Capital Centre, Landover, Md.	0-2
Charlotte (N.C.) Coliseum	7-6
Georgia Dome, Atlanta, Ga.	2-2
Greensboro (N.C.) Coliseum	11-17
The Omni, Atlanta, Ga.	4-2
Philips Arena, Atlanta, Ga.	0-1
St. Pete Times Forum, Tampa, Fla.	0-1
MCI/Verizon Center, Washington, D.C.	3-2

## Record by Seed

Seed (Yrs)	Record	Titles
No. 1 (2)	5-1	1
No. 2 (1)	2-1	0
No. 3 (1)	3-0	1
No. 4 (3)	4-3	1
No. 5 (7)	3-7	0
No. 6 (7)	4-7	1
No. 7 (2)	4-2	0
No. 8 (4)	0-4	0
No. 9 (2)	0-2	0
No. 10 (2)	1-2	0
No. 11 (4)	1-5	0
No. 12 (1)	1-1	0
No. 13 (2)	0-2	0

## Annual Regular Season Finishes

Year	Record	Finish	Tourney Seed	*Projection
1980	1-13	8th	8th	8th
1981	0-14	8th	8th	8th
1982	3-11	8th	8th	8th
1983	4-10	6th	6th	8th
1984	6-8	t-5th	6th	6th
1985	9-5	t-1st	1st	3rd
1986	11-3	2nd	2nd	2nd
1987	7-7	5th	5th	2nd
1988	8-6	4th	4th	3rd
1989	8-6	5th	5th	3rd
1990	8-6	t-3rd	3rd	5th
1991	6-8	t-5th	5th	4th
1992	8-8	t-4th	4th	4th
1993	8-8	6th	6th	4th
1994	7-9	6th	6th	3rd
1995	8-8	5th	5th	6th
1996	13-3	1st	1st	6th
1997	3-13	9th	9th	6th
1998	6-10	6th	6th	9th
1999	6-10	t-5th	6th	7th
2000	5-11	8th	8th	6th
2001	8-8	t-5th	5th	8th
2002	7-9	t-5th	6th	6th
2003	7-9	5th	5th	4th
2004	9-7	t-3rd	4th	7th
2005	8-8	t-4th	5th	3rd
2006	4-12	t-10th	11th	9th
2007	8-8	t-6th	6th	4th
2008	7-9	t-7th	7th	7th
2009	2-14	12th	12th	8th
2010	7-9	7th	7th	4th
2011	5-10	t-10th	11th	9th
2012	4-12	T9th	11th	10th
2013	6-12	T9th	9th	9th
2014	6-12	t-11th	11th	11th
2015	3-15	13th	13th	13th
2016	8-10	t-11th	10th	13th
2017	10-10	11th	11th	14th
2018	6-12	13th	13th	9th
2019	6-12	10th	10th	13th
2020	11-9	5th	n/a	12th
2021	11-6	4th	4th	9th
2022	5-15	14th	14th	10th

*†ACC wins vacated by the NCAA Committee on Infractions*

*\*Preseason Operation Basketball projection*

# ACC TOURNAMENT HISTORY

## ACC Tournament Progression Chart

Team	Years	1st Rd	2nd Rd	QF	SF	F	Total	Pct.	GT vs.
Duke	1954-2021	5-1	2-0	42-18	32-14	20-12	101-45	.692	3-7
North Carolina	1954-60, 1962-2021	1-1	3-1	46-13	35-16	18-17	103-48	.682	5-4
Notre Dame	2014-21	3-1	2-2	2-1	1-1	1-0	9-5	.643	0-1
NC State	1954-2021	9-6	4-3	33-22	17-18	10-7	73-56	.566	3-3
Miami	2005-2021	9-2	2-3	3-8	1-2	1-0	16-15	.516	1-1
Maryland	1954-90, 1992-2014	7-3	0-1	28-27	9-20	3-6	47-57	.452	4-4
Pittsburgh	2014-21	2-2	2-3	1-1	0-1	0-0	5-8	.385	0-1
Boston College	2006-21	6-6	1-2	2-5	1-1	0-1	10-14	.417	1-3
South Carolina	1954-1971	N/A	N/A	9-9	3-6	1-2	13-17	.433	--
<b>Georgia Tech</b>	<b>1980-2019, 2021</b>	<b>4-11</b>	<b>1-1</b>	<b>12-17</b>	<b>7-4</b>	<b>4-4</b>	<b>28-37</b>	<b>.431</b>	<b>--</b>
Wake Forest	1954-2021	3-11	0-1	26-28	10-17	4-6	43-63	.406	0-4
Florida State	1992-2021	8-5	2-2	4-16	4-1	1-3	19-27	.413	1-2
Virginia	1954-2021	4-5	0-0	26-35	9-16	3-6	42-62	.404	5-5
Louisville	2015-21	0-0	2-1	0-3	0-0	0-0	2-4	.333	--
Virginia Tech	2005-2021	4-4	2-2	3-7	0-3	0-0	9-16	.360	1-1
Clemson	1954-2021	3-12	2-4	13-37	2-11	0-2	20-66	.233	4-1
Syracuse	2014-21	1-0	3-1	0-3	0-0	0-0	4-5	.444	--

## Tournament Superlatives

### Individual by Tech

Points: 35, Will Bynum vs. North Carolina, 2005  
 Field goals: 13, James Forrest vs. Duke, 1993  
 Field goal attempts: 24, Dennis Scott vs. Duke, 1990  
 Field goal percentage: 1.000 (7-7), Alade Aminu vs. Wake Forest, 2007  
 3-point field goals: 6, Anthony Morrow vs. Virginia, 2008  
 3-point FG attempts: 15, Dennis Scott vs. N. Carolina, 1989  
 Free throws: 14, Mark Price vs. Duke, 1985  
 Free throw attempts: 14, Mark Price vs. Duke, 1985  
 Free throw percentage: 1.000 (14-14), Mark Price vs. Duke, 1985  
 Rebounds: 17, Luke Schenscher vs. North Carolina, 2004  
 Assists: 13, Drew Barry vs. Clemson, 1993  
 Turnovers: 9, Stu Lyons vs. Virginia, 1981  
 Blocked shots: 7, Matt Geiger vs. Virginia, 1992  
 Steals: 7, Jarrett Jack vs. NC State, 2003

### Team by Tech

Points: 112 vs. Wake Forest, 2007  
 Fewest points: 36 vs. Miami, 2012  
 Fewest points in a win: 55 vs. Virginia, 1985  
 Winning margin: 19 vs. Virginia Tech, 2005  
 Losing margin: 29 vs. Virginia, 1981 & 1983, North Carolina, 1991  
 Field goals: 40 vs. Wake Forest, 2007  
 Field goal attempts: 75 vs. Boston College, 2013  
 Field goal percentage: .579 (33-57) vs. Virginia, 2008  
 Lowest FG percentage: .296 (21-71) vs. Duke, 2005  
 Field goal percentage (tournament): .508 (60-118), 2008  
 3-point field goals: 13 vs. Virginia, 2008  
 3-point FG attempts: 33 vs. North Carolina, 2001  
 Free throws: 26 vs. Maryland, 1983  
 Free throw attempts: 35 vs. Maryland, 1983; Wake Forest, 2007  
 Free throw percentage: .885 (23-26) vs. North Carolina, 1993  
 Free throw percentage (tournament): .806 (25-31), 2008  
 Rebounds: 47 vs. North Carolina, 2005  
 Assists: 23 vs. Duke, 1993  
 Turnovers: 24 vs. Maryland, 1996  
 Fewest turnovers: 6 vs. Wake Forest, 1996  
 Blocked shots: 13 vs. Virginia, 1992  
 Steals: 15 vs. Florida State, 2021

### Individual by Opponents

Points: 41, Olivier Hanlan, Boston College, 2013  
 Field goals: 14, Olivier Hanlan, Boston College, 2013  
 Field goal attempts: 23, Junior Burrough, Virginia, 1995  
 Field goal percentage: .833, (5-6) Kenny Smith, North Carolina, 1985  
 3-point field goals: 8, Olivier Hanlan, Boston College, 2013  
 3-point FG attempts: 12, Donald Williams, North Carolina, 1993; Chris Whitney, Clemson, 1993  
 Free throws: 14, Kyle Singler, Duke, 2010  
 Free throw attempts: 16, Kyle Singler, Duke, 2010  
 Free throw percentage: 1.000, Rashad McCants (10-10), North Carolina, 2004 (10-10); J.J. Redick (10-10), Duke, 2005  
 Rebounds: 22, Tim Duncan, Wake Forest, 1996  
 Assists: 10, Rudy Archer, Maryland, 1988; Sean Singletary, Virginia, 2008  
 Blocked Shots: 6, Tim Duncan, Wake Forest, 1994; Johnny Rhodes, Maryland, 1996; Josh Powell, NC State, 2003; Shelden Williams, Duke, 2005  
 Steals: 5, Jeff Jones, Virginia, 1981; Landon Milbourne, Maryland, 2010

### Team by Opponents

Points: 114 by Wake Forest, 2007  
 Fewest points: 48 by Virginia, 1985  
 Fewest points in a win: 51 by Maryland, 1980  
 Field goals: 34 by Wake Forest, 2007  
 Field goal attempts: 81 by Virginia, 1992  
 Field goal percentage: .642 (34-53) by Wake Forest, 2007  
 Lowest FG percentage: .247 (20-81) by Virginia, 1992  
 Lowest FG percentage (tournament): .375 (63-168), 2005  
 3-point field goals: 14 by Boston College, 2013  
 3-point field goal attempts: 24 by Boston College, 2013  
 3-point field goal percentage: .582 (14-24) by Boston College, 2013  
 Free throws: 33 by Virginia, 1983  
 Free throw attempts: 48 by Wake Forest, 2007  
 Free throw percentage: 1.000 (12-12) by North Carolina, 1985  
 Rebounds: 50 by Virginia, 2001  
 Assists: 22 by Wake Forest, 2007  
 Turnovers: 25 by Florida State, 2021  
 Blocked shots: 9 by Duke, 2005; Maryland, 2006  
 Steals: 16 by Virginia, 1981

### Best Career Totals

Minimum 4 games, 2 tournaments  
 Points: 162, Mark Price, 1983-86 (9 games)  
 Scoring average: 20.6, Dennis Scott, 1988-90 (6)  
 Field goals: 54, Mark Price, 1983-86 (9)  
 Field goal attempts: 132, Mark Price, 1983-86 (9)  
 Field goal percentage: .593 (35-59), Tom Hammonds, 1986-89 (6)  
 3-point field goals: 20, Tony Akins, 1999-2002 (5)  
 3-point FG attempts: 52, Tony Akins, 1999-2002 (5)  
 3-point FG percentage: .600 (9-15), Michael Maddox, 1995-96 (4)  
 Free throws: 46, Mark Price, 1983-86 (9)  
 Free throw attempts: 50, Mark Price, 1983-86 (9)  
 Free throw percentage: .920 (46-50), Mark Price, 1983-86 (9)  
 Rebounds: 89, Malcolm Mackey, 1990-93 (9)  
 Assists: 61, Drew Barry, 1993-96 (8)  
 Blocked shots: 18, John Salley, 1983-86 (9)  
 Steals: 23, Mark Price, 1983-86 (9)  
 Games played: 9, Malcolm Mackey, 1990-93; Mark Price, 1983-86; John Salley, 1983-86; Zachery Peacock, 2007-10

### Best Tournament Totals

Points: 80, James Forrest, 1993  
 Scoring average: 26.7, James Forrest, 1993  
 Field goals: 35, James Forrest, 1993  
 Field goal attempts: 55, Dennis Scott, 1990  
 Field goal percentage: .686 (35-51), James Forrest, 1993  
 3-point field goals: 10, Stephon Marbury, 1996  
 3-point FG attempts: 27, Dennis Scott, 1990  
 3-point FG percentage: .667, Michael Maddox (8-12), 1996; Anthony Morrow (8-12), 2008  
 Free throws: 20, Mark Price (20 att.), 1985  
 Free throw attempts: 27, Derrick Favors (18 made), 2010  
 Free throw percentage: 1.000 (20-20), Mark Price, 1985  
 Rebounds: 39, Derrick Favors, 2010  
 Assists: 27, Drew Barry, 1993  
 Blocked shots: 12, Derrick Favors, 2010  
 Steals: 11, Bruce Dalrymple, 1985

## BIO UPDATES

## Head Coach Josh Pastner • 6th season at Tech

After guiding Memphis to five post-season berths in seven seasons as the Tigers' head coach, Josh Pastner became Georgia Tech's 14th head basketball coach on April 8, 2016.

Implementing a high-energy style of play and creative offensive and defensive schemes, and building the Jackets' talent base for the future, Pastner has established the Yellow Jackets as one of the top defensive teams in the nation, while he and his staff have steadily improved the team's offense to be ranked in the top half of the Atlantic Coast Conference the last two years. Those efforts, as well as improving efforts in recruiting, produced Georgia Tech's first ACC Championship in 28 years and its first berth in the NCAA Tournament in 11 years in the 2020-21 season.

Pastner has tirelessly promoted the program on campus and throughout the city of Atlanta in an effort to re-create the major homecourt atmosphere that surrounded the Yellow Jackets throughout the 1980s, 1990s and into the middle of the 2000s. The result has been numerous wins, high excitement and 13 sellouts in four pre-pandemic seasons at McCamish Pavilion, and a school-record 11 consecutive home ACC wins over the 2019-20 and 2020-21 seasons.

Six of his players - guards Josh Okogie, Jose Alvarado and Michael Devoe, as well as frontcourt players Ben Lammers, James Banks III and Moses Wright - have earned Atlantic Conference honors during his tenure. Okogie, in particular, developed from an under-the-radar high school prospect into a highly-regarded NBA prospect, having played three years in the league, while Lammers and Banks have gone on to play professionally overseas.

In his fifth year at the helm in 2020-21, Pastner guided Georgia Tech to the ACC Championship, the Yellow Jackets' first since 1993, and a berth in the NCAA Tournament, the first since 2010. The Jackets also earned their highest regular-season ACC finish and tournament seed (4th for both) since the program's nationally-runner-up team in 2004. Tech's 17-9 overall record was its best by winning percentage since 2004, and its 11-6 ACC record was the fourth-highest by winning percentage in the program's 42-year history in the conference. Tech achieved its highest rankings in under Pastner in such categories as offensive efficiency, scoring, field goal percentage, three-point percentage and fewest turnovers, while maintaining its high level of play on the defensive end of the court.

Wright was named the ACC Player of the Year, Tech's first since 1990, and made the All-ACC first-team, while Alvarado was voted the ACC's Defensive Player of the Year and made the All-ACC second-team. Devoe earned honorable mention All-ACC recognition for the second straight year, and was named the Most Outstanding Player in the ACC Tournament.

That came on the heels of a successful 2019-20 campaign, in which the Yellow Jackets posted a 17-14 record, winning nine of its last 12 games, including six of the last seven. Tech finished with the program's first winning ACC record since 2004, its highest ACC finish since 2005 (fifth) and its most conference victories (11-9 record) since 1996.

The Jackets ranked No. 17 in the nation in defensive efficiency while finishing ninth in the ACC in scoring against league teams, second in field goal percentage and sixth in three-point percentage. Three players - Jose Alvarado (All-ACC third team), Michael Devoe (All-ACC honorable mention) and center James Banks III (ACC All-Defensive team) - earned conference honors.

Pastner, 44, compiled a 167-73 record over seven seasons as the head coach at Memphis, where the Tigers earned bids to the NCAA Tournament four times. Pastner's Memphis teams averaged 23.9 wins per season and compiled a conference regular-season record of 82-36, including a conference winning streak of 28 games. The Tigers went 11-4 in Conference USA and American Athletic Conference tournaments, including three championships.

He guided Memphis to five post-season berths, the NIT in 2010 and the NCAA Tournament in 2011, 2012, 2013 and 2014. Pastner twice won Conference USA Coach of the Year honors (2010, 2013) by various organizations and news media.

Pastner was born in Glen Dale, W.Va., and grew up in Kingwood, Texas. He earned his bachelor's degree in family studies in December of 1998, in just two and a half years, from Arizona and his master's degree in teaching and teacher education from Arizona in December of 1999, all while lettering four years in basketball under head coach Lute Olson.

He married the former Kerri Lamas of Sierra Vista, Ariz., in 2009. He has a stepson (Ethan), three daughters, Payten, Kamryn and Harper, and a newborn son, Cason.

## Pastner as a Head Coach

Season	School	Overall	Conference	Postseason
2009-10	Memphis	24-10	13-3/2nd	NIT second round
2010-11	Memphis	25-10	10-6/4th	NCAA Tournament
2011-12	Memphis	26-9	13-3/1st	NCAA Tournament
2012-13	Memphis	31-5	16-0/1st	NCAA Tournament, round of 32
2013-14	Memphis	24-10	12-6/t-3rd	NCAA Tournament, round of 32
2014-15	Memphis	18-14	10-8/t-5th	
2015-16	Memphis	19-15	8-10/7th	
<b>at Memphis</b>	<b>7 years</b>	<b>167-73</b>	<b>82-36</b>	
2016-17	Georgia Tech	! 21-16	! 8-10/11th	NIT finals!
2017-18	Georgia Tech	! 13-19	6-12/13th	
2018-19	Georgia Tech	14-18	6-12/10th	
2019-20	Georgia Tech	17-14	11-9/5th	
2020-21	Georgia Tech	17-9	11-6/5th	ACC Champions, NCAA Tournament
2021-22	Georgia Tech	12-19	5-15	
<b>at Georgia Tech</b>	<b>6 years</b>	<b>! 94-95</b>	<b>! 47-64</b>	
<b>Career</b>	<b>12 years</b>	<b>! 261-168</b>	<b>! 129-100</b>	

! On-court record (22 wins and one loss from 2016-17 and 2017-18 seasons, as well as Tech's NIT appearance, vacated by the NCAA Committee on Infractions)

## Pastner Resume

- Head coach, Georgia Tech (2016-present)
- Head coach, Memphis (2009-16) - 4 NCAA Tournaments, 1 NIT, 4 Conference USA titles
- Assistant coach under John Calipari, Memphis (2008-09) - NCAA Sweet 16, C-USA champions
- Assistant coach under Lute Olson, Arizona (2002-08) - 6 NCAA Tournaments, 2 Pac-10 titles
- Basketball staff assistant under Lute Olson, Arizona (2000-02) - Pac-10 champions in 2002
- Played collegiately for Lute Olson, Arizona (1996-2000) - 4 NCAA Tournaments, 1997 National Champions, 2 Pac-10 titles

## Also on the Bench

## ERIC REVENO

## Associate Head Coach • 6th season at Tech

Eric Reveno, served 10 years as the head coach at the University of Portland, joined Josh Pastner's men's basketball staff at Georgia Tech as assistant coach on May 6, 2016. He was promoted to associate head coach on Nov. 1, 2019.

Working primarily with Tech's post players, Reveno has overseen some of the Yellow Jackets' greatest successes in player development, including 6-10 center Ben Lammers, who became a second-team All-ACC performer and the conference's Defensive Player of the Year in his final two seasons; 6-9 reserve forward, Abdoulaye Gueye, who developed into a significant contributor for the Yellow Jackets in his final two seasons, 6-10 transfer James Banks III, who after playing limited minutes at Texas became one of the ACC's top defensive players, making the ACC's All-Defensive team twice. He also had a hand in the rise of 6-9 forward Moses Wright from unheralded recruit to ACC Player of the year in 2021.

Reveno's penchant for analytics has led the Jackets to adopt advanced new methods and technologies to help the team's performance, such as the Noah shot-tracking systems in the Zelnak Practice Facility and the McCamish Pavilion main floor.

## JULIAN SWARTZ

## Assistant Coach • 6th season at Tech

A 19-year coaching veteran, including 12 years on the NCAA Division I level, Julian Swartz was named an assistant coach on Josh Pastner's staff in August of 2018.

Swartz, 41, is responsible for on-court development of Tech players and focuses his efforts on the Yellow Jackets' defensive schemes as well as handle recruiting responsibilities. He helped guide Tech's defense to a national ranking of No. 37 in efficiency in 2018-19 and No. 17 in 2019-20, according to KenPom.com, and the Yellow Jackets also ranked among the top 15 in effective field goal percentage and three-point defense. In 2020-21, Tech used its trademark defenses in a completely different way, becoming the top team in the ACC and one of the best in the nation in forcing turnovers and steals to boost its offense.

Swartz's recruiting efforts have been central to the Jackets' last two recruiting classes, and he has been ranked No. 6 among college basketball recruiters by 247Sports. Tech's 2021 class of guards Dallon "Deebo" Coleman and Miles Kelly and forward Jalon Moore was ranked the 15th-best in the nation.

## ANTHONY WILKINS

## Assistant Coach • 4th season at Tech

Anthony Wilkins, an Atlanta native who spent the past five seasons on the coaching staff at Tulane University, joined Georgia Tech's basketball staff in June of 2018.

Wilkins, 41, served as an assistant coach for four seasons at Tulane after serving as director of basketball operations during his first year with the Green Wave. At Tulane, Wilkins handled game strategy and scout prep responsibilities along with player development and recruiting duties. He also had six years of professional playing experience prior to entering the coaching world.

Focusing his on-court efforts with Tech's offense, the Yellow Jackets have made significant strides in his three seasons on The Flats, helping elevate the Jackets into the top half of the ACC in scoring, field goal percentage, three-point shooting and ballhandling. In 2020-21, Tech achieved its highest national ranking on offensive efficiency (23rd according to KenPom.com), and its highest ACC rankings in scoring (6th), field goal percentage (2nd), three-point percentage (3rd) and fewest turnovers (3rd). He helped develop Tech's guard tandem of Jose Alvarado and Michael Devoe into two of the ACC's top 10 scorers the last two years, and is credited with developing the perimeter skills of Moses Wright, the ACC Player of the year in 2021.



## BIO UPDATES (see game-by-game stats and career highs in stat pack)

### 10 • Dallan "Deebo" Coleman • G • 6-6 • 215 • Fr.

- First name pronounced "DELL-un," but goes by Deebo (DEE-bo)
- Wing guard has been a solid contributor as a freshman averaging 6.3 points, Tech's fifth-leading scorer overall and in ACC games ... Averaging 23.6 minutes per game and has started four games, all non-conference until being tapped to start the Clemson game March 2
- Hitting 41.7 percent (43-of-103) of his three-point attempts, 36.0 percent in ACC games (27-of-75) despite taking a big hit at Notre Dame (0-for-6) ... His three-point numbers rival those of senior teammate Michael Devoe when he was a freshman (42-of-107, .393)
- Has scored in double figures seven times this season, four vs. ACC teams, including 15 at Miami and 14 vs. FSU (hit three 3-pt FG each game)
- Defenses began to key on him in recent games, has averaged 4.5 points and hit 7-of-24 from three over eight games since his last double-digit effort (15 at Miami on Feb. 9)
- Scored 13 (3-4 3pt FG) in his ACC debut vs. North Carolina and 11 at Boston College (3-6 3pt)
- Scored game-high 19 points vs. Lamar, 12 vs. Stetson in back-to-back games early in the season ... Hit his first four three-point tries in each game
- Four-star wing guard who had been the highest-rated high school prospect to sign with the Yellow Jackets
- Named Florida's Mr. Basketball as well as the Florida Class 4A Player of the Year as a senior
- Born and raised in Memphis, Tenn., spent his high school years in Jacksonville, Fla., area, where his father, Ran, is a high school head coach
- Consensus four-star prospect, rated at No. 48 in the class of 2021 according to the 247Sports Composite rankings ... ESPN ranked him No. 32 overall and No. 7 among shooting guards, 247Sports had him No. 68, No. 15 at his position
- Averaged 24.7 points, 9.0 rebounds and 4.2 assists as a senior for the Warriors, who advanced to the Florida High School Athletic Association final four
- Finished his West Nassau career with 2,539 points, second in the region's history behind only Fletcher's Myron Anthony during the 1990s

### 0 • Michael Devoe • G • 6-5 • 191 • Sr.

- Named third-team All-ACC as a senior after earning honorable mention as a sophomore and junior ... Had been named preseason All-ACC second-team choice by ACC media (top vote-getter on second team)
- High scoring guard his entire career who has developed into a standout all-around player
- No. 3 in the ACC in scoring (18.0 ppg) and No. 4 in three-point percentage (.370) ... No. 7 in ACC in 3pt FG per game (2.30), and is No. 5 in minutes (34.88 mpg)
- Also sports a career-high average in rebounds (5.0 rpg) ... Tech's leader in assists (3.3 per game) and steals (1.3 per game)
- Tops Tech at 16.25 points per game vs. the ACC (8th in the league), hitting 44.2 percent from the floor, 30.4 percent on threes and 76.3 percent from the foul line (45-of-59) ... Second on the team with 27 steals
- Attempted and made more three-point field goals far-and-away than anyone else on the team, also its leader in free throws made and attempted ... Has a career high in three-point attempts in ACC games (125 vs. 102 last year), but his percentage is down
- Scored 20 or more points 13 times this season, including 23 vs. Louisville, 21 at Duke, 20 vs. Notre Dame, 22 vs. Wake Forest, 30 at Virginia Tech, 20 at Miami, 22 at Pitt in ACC play
- In an early-season three-game stretch vs. Georgia, Georgia Southern and Wisconsin, he scored 96 points on 64 field goal attempts in total of 107 minutes, including a 33-point effort (11-20 FG, 5-10 3pt FG) against Wisconsin
- Scored career-high 37 points at Georgia, hitting 14-of-18 FG, 4-of-5 3pt FG, nine of his points in the final 4:34 minutes as Tech finished the game on a 17-5 run ... Scored 34 in same building two years earlier
- Missed Charleston Southern game and did not start against Georgia Southern due to flu symptoms ... Entered following game against Georgia Southern game midway through the first half and never came out, scoring 26 points (8-16 FG, 5-9 3pt FG) with five assists to lead the Jackets back from a 14-point deficit
- Has hit 39.4 percent of his three-point shots over his career overall (38.7 pct. vs. ACC), and has risen to seventh place on the Tech career list with 222 three-pointers.
- Has risen from 36th to 12th on the Tech career points list with 1,689 points, passing such Tech luminaries as Iman Shumpert, Drew Barry, Jarrett Jack, Michael Maddox, Tico Brown, Marvin Lewis, Anthony Morrow, Jose Alvarado, Kenny Anderson, John Salley, Bruce Dalrymple, B.J. Elder, Roger Kaiser and, most recently, Tony Akins
- Also ranks 13th in assists (361) and 11th in steals (151)
- Scored 20 or more points 33 times in his career ... Scored in double digits 84 times in his career
- Graduating in May with a bachelor's degree in business administration
- Won the Everett Case Award as the ACC Tournament's Most Outstanding Player in 2021 after scoring 20 points with three rebounds, three assists and two steals in Tech's ACC Championship win over FSU ... Scored 13 with seven assists in quarterfinal win over Miami ... Hit 12-of-20 FG and 5-of-8 from three in the two games
- Played at a higher level in ACC games in his first three seasons, averaging 13.7 points per game vs. 13.4 overall through his first three seasons, while connecting on 42.9 percent of his three-point

tries ... Ranked No. 2 in the ACC in three-point field goals per game (2.47) in conference games last season, and was No. 3 in percentage

### 2 • Saba Gigiberia • C/F • 7-1 • 248 • So.

- Name pronounced "SOBB-uh GEE-GEE-buh-REE-uh" *with a hard G*
- Has seen action in 15 games, averaging 7.8 minutes, 2.5 points and 2.3 rebounds ... Has played just two seconds (end of 1st half at Virginia Tech on 2/2) over Tech's last 12 games
- Received first career start against Wake Forest (1/19), scoring career-high eight points, career-high 16:47 court time ... Followed with eight points in six minutes against Clayton State
- Notched six points and six rebounds at Duke in 14:06 minutes, four points and four rebounds at UNC in 14:01, his previous long stints
- Played short minutes in eight games as a freshman in 2020-21, with a high of 10:01 vs. Delaware State (2 pts, 6 reb) ... Scored buckets in four games, including his first 3-pointer vs. Clemson
- Four-star post prospect originally from the Republic of Georgia who played his high school basketball in the United States
- Excellent basketball IQ who can play with his back to the basket or facing the basket, has a 7-foot-4 wingspan
- Grew up playing rugby, but said his grandfather encouraged him to switch to basketball at 12 because of his height ... Developed well and earned a spot with a club in Spain at 14 years old, where he played for two years before leaving for the U.S. at age 16
- Played his final year of high school at Prolific Preparatory School in Napa, Calif., ranked as high as No. 72 nationally (247Sports) and No. 14 at his position ... Played at Findlay Prep his junior year.
- Played for his home country of Georgia in the FIBA U16 European Division B Championship in 2017, and in the FIBA U18 European Division B Championship in 2019.

### 24 • Rodney Howard • C/F • 6-10 • 246 • Jr.

- In his second season as Tech after transferring from Georgia, won the starting center job in the preseason and played well during the non-conference schedule
- Averaging 6.6 points, fourth-best on the team, and 5.1 rebounds, second-highest, over 26 games, hitting 55.8 percent of his field goals
- Started first 11 games before missing the next five (all ACC games) with an ankle injury ... Returned Jan. 19 to play vs. Wake Forest and has started 13 of the 15 games since then
- Played his best basketball of the season in Tech's last seven games - 11.0 points and 6.5 rebounds per game, 38-of-60 from the floor, more than 30 minutes per game
- Notched his first two ACC double-doubles against NC State (14 points, 11 rebounds) and Syracuse (19 pts, 10 reb)
- Recent surge has elevated his ACC norms to 6.6 ppg, 4.8 rpg, 59.2 percent from the floor
- Played 30 minutes against FSU and grabbed seven rebounds, a career high for an ACC game, and added four points and six boards at Virginia Tech
- Averaging 25.0 minutes a game overall and in ACC games ... Increase in playing time has contributed to him fouling out four times in Tech's last seven games (seven total this season)
- Tech's leader in blocked shots (20) and has a good assist/turnover ratio (37:39) for a post player
- Has scored in double digits nine times altogether this season, including 12 points (6-6 FG) with six rebounds vs. Charleston Southern, playing the final 16:58 with four fouls
- Posted his first career double-double against Miami (Ohio) with career highs of 10 points and 14 rebounds ... Eight points, seven rebounds at Georgia, all in the second half as he played with four fouls.
- Started Tech's first two games in the post in 2020-21, with highs of six points and four rebounds against Mercer, but played limited minutes thereafter as Tech went to a smaller lineup with ACC Player of the Year Moses Wright at the "5" position
- Played in 12 ACC games (DNP vs. Virginia on Feb. 10, Syracuse) for 66 total minutes as he worked his way into more playing time ... Played 11 of the last 13 games of the season
- Scored a season-high eight points (4-7 FG) in season-high 16:35 at Miami ... Played 18 key minutes off the bench in the ACC quarterfinal against Miami when Moses Wright incurred foul trouble
- Played in 24 games as a freshman at Georgia, including a pair of starts ... Averaged 1.3 points, 1.5 rebounds and 0.6 blocks in 7.3 minutes of action per game, hitting 13-of-23 shots from the floor (56.5 pct.)

**BIO UPDATES (see game-by-game stats and career highs in stat pack)****13 • Miles Kelly • G • 6-5 • 171 • Fr.**

- Shooting guard who has played in all but two games (at Duke, Florida State) off the bench ... Averaging 13.9 minutes per game (14.0 vs. ACC)
- Has averaged 21.8 minutes over Tech's last five games, including a season-high of 33:49 in the regular season finale against BC, in which he posted his season high of 16 points
- Averaged 7.8 points and 10-of-21 threes over that stretch, and did not turn the ball over
- High-scoring player in high school, struggled to find the basket early in the season but has improved
- Has hit 18-of-31 three-pointers over his last 13 games, beginning with Clayton State ... Was 5-for-30 on threes for the season before that ... Has hit three triples in a game four times (1/29 vs. Miami, 2/5 vs. Clemson, 2/26 at Notre Dame, 3/2 vs. BC)
- Scored 10 points with three three-pointers in Tech's win over Clemson (2/5) in 23 minutes, his only other double-figure game
- Had nine points against Miami (1/29), hitting three 3-point field goals during a second-half rally to help Tech trim a 19-point deficit to six ... Two threes for six points at Syracuse, three threes for nine points at Notre Dame
- Atlanta-area native who spent his senior year of high school at Hargrave Military Academy in Virginia, after prepping at Parkview High School in Lilburn ... Prospects soared after having been unranked in recruiting services
- Consensus four-star No. 87 in the 247Sports composite rankings
- His 17.3 points per game, 3.4 3-pointers made per game and 46.1-percent 3-point percentage all ranked second on the team for the undefeated (27-0) Tigers, who averaged more points per game (114.3) than any other Hargrave team on record
- Helped lead the Tigers to a 31-1 overall record, losing only to DME Academy in the opening round of the National Prep Championship, where they were the No. 2 seed
- Starred at Parkview High School in Lilburn, Ga., before transferring to Hargrave, averaging 19.1 points, 5.8 rebounds and 2.0 steals ... Was named second-team all-county

**11 • Tristan Maxwell • G • 6-2 • 209 • So.**

- High-scoring and record-setting guard who was named the North Carolina state player of the year by the Charlotte Observer and MaxPreps following his senior year
- Breakout game at Boston College Jan. 12 with 22 points after scoring just nine in three games previously in his career ... Hit seven three-point baskets in 11 attempts (was 0-for-3 in his previous three games)
- Scored 10 total points in his other four games (3-21 FG)
- Did not play in first 10 games due to a combination of dental problems and a bout with the flu ... Saw first action against Georgia State (4:23) and hit his first career field goal ... Played 13 minutes vs. Notre Dame with four points ... Has not played since 1/19 vs. Wake Forest due to thumb injury and some family matters
- A consensus three-star rating with a ranking as high as No. 198 nationally, and No. 37 at his position
- Missed most of Tech's preseason practice last season with a broken bone in his right foot, had a setback in recovery in January and has played only one game as a result ... Saw his only action against Delaware State (3 points on free throws in 8:12)
- Son of Vernon Maxwell, a former University of Florida All-American and longtime NBA veteran and champion with the Houston Rockets
- The first Charlotte, N.C., area prospect to sign with Georgia Tech since Anthony Morrow in 2005
- Double-figure scorer for North Mecklenburg High School since his freshman year, earning all-conference honors four years and all-state honors as a junior and senior
- Became the school's all-time leading scorer his senior year (finished with 2,253 points, 20th-most all-time in the state) and set the school mark for three-point field goals (finished with 331) by the end of his junior year
- North Mecklenburg compiled a record of 104-12 in his four years on the team, winning its conference and reaching the sectional finals each year

**23 • Jordan Meka • C/F • 6-8 • 225 • So.**

- Last name pronounced "MECK-uh"
- Third member of Tech's rotation at the "5" position who played in just one game before undergoing back surgery as a freshman
- Played in 14 games this season, 10 ACC games, most of those minutes when Rodney Howard has been absent or in foul trouble
- Played 42:17 off the bench in Tech's two games vs. Clemson and Miami and earned his fourth start of the season at Virginia ... Made a difference with his activity in Tech's win over Clemson, grabbing five rebounds and taking three steals in a season-high 27:17 ... Five rebounds, two blocks at Miami in 15:20 ... Played 16:32 vs. Virginia Tech on 2.23 with three rebounds, two assists and a block
- Started against Louisville, Duke and Notre Dame in place of injured Rodney Howard ... Scored four points with 17 rebounds and six blocks in those three games
- Logged career-long 21:24 at Duke (8 rebounds, 3 blocks), 20:15 vs. Louisville (four rebounds, two blocks) and 21:19 vs. Georgia State (seven rebounds and two blocks) ... Had five rebounds and a block vs. Notre Dame ... Four points, five rebounds, three assists vs. Clayton State in 14:22
- Played eight minutes vs. Mercer on Nov. 27 last season before missing the remainder of the season
- Multiple all-state and all-Atlanta Metro performer with a 7-foot-1 wingspan
- Ranked as high as No. 129 nationally and No. 26 at his position by 247Sports (power forward)
- High-level student academically, originally from Yaoundé, Cameroon, moved to the United States in 2016
- Earned all-state honors in Mount Bethel's classification (A-private) every year since his freshman year, including player of the year honors as a sophomore ... Led the Eagles to a pair of state Georgia Independent Christian Athletic Association (GICAA) titles in 2017 and 2018
- Set career school records for points with 1,670 (surpassing current Tech teammate Coleman Boyd), rebounds (920) and blocked shots (>400)

**14 • Jalon Moore • F • 6-6 • 211 • Fr.**

- First name pronounced "JAY-lun"
- Developing athletic forward who earned all-state honors in Alabama, and was rated a three-star prospect
- Played short minutes in 12 games (nine ACC games), but saw his playing time increase in Tech's games against Syracuse, Virginia Tech and Notre Dame (averaged 16 minutes)
- Scored total of 10 points (3-of-12 FG) with eight rebounds, three assists and five blocked shots over those three games
- Played short minutes in games against Virginia Tech, Virginia, NC State (DNP at Pittsburgh) before that
- , Ranked in just four games and scored a total of 14 minutes before logging a 13-minute stint against Clayton State, when he scored 13 points (5-6 FG) with six rebounds
- Slashing type scorer who can get to the rim and is comfortable in transition
- Long and athletic player who can guard multiple positions
- Consensus three-star prospect, from Gardendale (Ala.) High School, where he earned all-state honors as a junior in 2019-20
- Ranked No. 120 overall in the 247 composite rankings in the class of 2021 (No. 27 among small forwards), and No. 146 by Rivals (35th at his position)
- Averaged 21.7 points, 9.0 rebounds, 2.6 assists and 1.5 blocked shots per game as a senior at Gardendale, hitting 57 percent of his shots from the floor and 33 percent of his three-point tries

# BIO UPDATES (see game-by-game stats and career highs in stat pack)

## 12 • Khalid Moore • F • 6-7 • 208 • Sr.

- First name pronounced "kuh-LEED"
- Athletic and long (7-foot, 0.5-inch wingspan) forward with good scoring ability and basketball IQ, and an excellent defender ... Capable of guarding any position on the floor from 1 through 5
- Kept his starting position from the end of last season at the small forward spot, and can play the "4" or "5" when Tech utilizes a small lineup
- Started 63 games in his career, including 30 of 31 this season ... Scored in double figures 10 times
- Averaging 5.2 points and 3.4 rebounds this season, both career-best averages, and has hit 40.7 percent from the floor ... Also has career highs in steals (32, third on the team), field goals made and attempted (61-of-150) ... Also playing a career-high 23.9 minutes per game
- In ACC games, averaging 5.1 points, 2.8 rebounds per game and hitting 39 percent from the floor ... Scored a career-high 19 points 1/29 against Miami, in which he went 9-of-12 from the floor, also career bests ... Scored a total of 29 points in the nine games since
- Scored 13 points in first meeting (12/5) against North Carolina, hitting 5-of-8 from the floor and 2-of-3 three-point attempts
- Played his best basketball of the season over a 14-game stretch prior to Feb. 2 loss at Virginia Tech ... Averaged 7.9 points, hit 40-of-76 shots from the floor (52.6 pct.) during that stretch ... Scored six vs. Louisville, seven at Duke, eight vs. Notre Dame, nine vs. FSU
- Graduating in May with a bachelor's degree in business administration
- Started the last nine games of the 2020-21 season, coinciding with Tech's eight-game winning streak and NCAA Tournament loss ... Averaged 5.9 points, 3.3 rebounds in more than 30 minutes per game over that stretch ... Played more than 30 minutes in six of the games ... Had 11 total starts
- Does a lot of things that don't show up in the box score, good passer, moves well without the ball, keeps Tech offense moving, and his length and activity is an asset on defense ... Plus/minus rating generally on the positive side
- Came from the same high school (Archbishop Molloy) as Yellow Jackets' legendary point guard Kenny Anderson, and played on the same AAU team as teammate Jose Alvarado

## 3 • Bubba Parham • G • 5-10 • 161 • Sr.

- Last name pronounced "PARR-um"
- Missed Tech's first nine games after undergoing surgery Oct. 26 to repair a torn meniscus in right knee, then went through in health and safety protocols
- Made his season debut vs. Louisville Jan. 2 (14:39 minutes), then played 27 turnover-free minutes at Duke (three assists, zero turnovers, three steals) ... Has not played since then as his knee has not recovered
- Graduating in May with a bachelor's degree in history, technology and society
- Deep range three-point shooter who can score in a variety of ways despite his small stature
- Averaged 6.7 points in 2020-21, including six double-figure efforts - 17 vs. Kentucky, 16 vs. Mercer, 14 vs. Georgia State, 13 vs. FAMU ... Scored 12 points at Clemson and 11 vs. Pitt, hitting 7-17 FG, 4-11 3pt FG
- Had a good ACC Tournament, scoring nine points against Miami and five against FSU (5-10 FG, 2-5 3pt FG) in 23 total minutes
- Drained three 3-point field goals against North Carolina, two of them as Tech rallied from a 61-53 second-half deficit to win the game ... Also had three triples each against Kentucky and Pitt
- Started nine games, averaged 27 minutes ... Had team's best turnover rate, just 13 against 36 assists in 674 minutes ... Has hd 31 games with zero or one turnover at Tech
- In ACC games, averaged 4.8 points and 1.3 assists with just nine turnovers in 16 games ... 18-of-50 on three-pointers (36 pct.)
- Twelve career double-digit games at Tech ... Scored 1,452 points in his career, 327 of those at Tech, and has 231 career three-point field goals (57 at Tech)
- Atlanta-area product who transferred to Georgia Tech following two standout seasons at VMI, where he made the All-Southern Conference team as a sophomore and was named SoCon Freshman of the Year

## 5 • Deivon Smith • G • 6-1 • 172 • So.

- First name pronounced "DAY-von"
- Former four-star high school prospect from Georgia who played his freshman year at Mississippi state and transferred to Georgia Tech, enrolling for the 2021 summer term
- Has played in 24 games and started five times, averaging 19.7 minutes (17.2 in ACC games) ... Missed the Georgia Southern game with flu symptoms and did not play at Duke (coach's decision) ... Did not play in Tech's last five games (concussion protocol from fall in Pitt game)
- Longest stint of the season has been 30:05 vs. Charleston Southern, in which he scored 11 points, and 25:44 for an ACC game, when he scored 16 vs. Clemson
- Hitting 51.7 percent of his two-point field goal attempts in ACC games
- Played his most complete game in Tech's win over Clemson, matching his season high of 16 points while taking eight rebounds and dishing a season-best six assists, making several key plays down the stretch to keep the Tigers at bay
- Scored season-high 16 points at North Carolina (7-11 FG, three assists, no turnovers in 24:13, following a solid performance at BC with nine points (3-4 FG, 3-4 FT), five rebounds, three assists
- Scoring 5.7 points with 2.0 assists per game (48:42 assist/turnover ratio) for the season ... Three or more assists in nine games
- Explosive true point guard with dynamic court vision who excels in transition and is an exceptional finisher with both hands at the rim ... Excellent rebounder for his position (career-high 11 vs. Wisconsin)
- Started eight games as a freshman at Mississippi State ... Averaged 5.2 points, 3.6 rebounds and 2.9 assists across 33 games ... Better in SEC games, averaging 5.6 points, 3.6 rebounds and 3.0 assists in helping MSU go 8-10 in conference
- Had a 97:56 assist/turnover ratio, shot 33.9 percent from the floor, 27.9 percent from three-point range and 61.5 percent from the foul line
- Was invited to participate in the USA Basketball U19 Team Trials for the FIBA World Cup for Men, made the initial cut to 17 players, but did not make the final 12-man roster

## 1 • Kyle Sturdivant • G • 6-2 • 197 • Jr.

- In his second season at Tech after transferring from Southern California
- Started 27 games, including the last 19 beginning Jan. 4 at Duke
- Has averaged 33.4 minutes in the five games that Deivon Smith has been sidelined, including a career-high 38:17 against BC ... Averaged 8.6 points, 2.6 assists, 3.0 rebounds over across those five games
- Averaging 25.2 minutes, 7.6 points (third on Tech's team) and 2.3 assists for the season ... Team-best 72:38 assist/turnover ratio
- Scored in double digits seven times in ACC games, averaging 8.0 points (40.4 pct. FG, 34.0 pct. 3pt), 2.3 assists and a 47:21 assist/turnover ratio against the conference
- Last 11 games: 8.3 points, 2.7 assists, 3.1 rebounds per game, 30:13 assist/turnover ratio
- Scored career-high 17 points against Charleston Southern, hitting 7-of-13 FG, with three assists in a career-high 31 minutes, and had 11 with three assists vs. Georgia Southern
- Played in every game off the bench for Tech in 2020-21, averaging 3.5 points while posting a solid 27:17 assist/turnover ratio ... Hit for a season-high 15 points (5-6 FG, 4-4 FT) with three assists against Kentucky
- Key factor off the bench in the ACC Tournament ... Scored five points each against Miami and FSU ... Hit a pair of field goals, including a three, against the Hurricanes, and went 5-for-6 from the foul line in the closing minutes against FSU ... Did not turn the ball over in either game in 28 total minutes
- Made the All-ACC Academic Team in 2020-21
- First Norcross High School alumnus to join the Tech program since Gani Lawal (2007-10)
- Played in 21 games as a freshman at USC, averaging 8.3 minutes, 2.0 points and 1.1 rebounds ... Recorded 25 assists over 22 turnovers



## BIO UPDATES (see game-by-game stats and career highs in stat pack)

### 4 • Jordan Usher • G/F • 6-7 • 220 • Sr.

- Atlanta-area product in his second full season at Tech after transferring from Southern California (taking advantage of extra season due to COVID-19)
- Strong wing with a high motor and the ability to get to the rim and create scoring opportunities ... His athleticism and strength make him a force both offensively and defensively
- Became eligible mid-season in 2019-20 and has started all 80 games since, manning the wing spot and also playing the post when Tech plays a small lineup
- Tech's No. 2 scorer and top rebounder, reaching double digits in 25 of 31 games and posting seven games of 10 or more rebounds
- Averaging career bests of 14.6 points and 6.5 rebounds in all games this season ... Has hit 47.0 percent of his shots from the floor and 33.0 from three-point range
- Ranks 17th in the ACC in scoring, 15th in rebound average and 10th in field goal percentage
- Has twice scored 30 points in a game this season, both in overtime wins against Georgia State (8-14 FG, 5-6 3pt, 9-10 FT, 11 rebounds) and Boston College (12-16 FG, 8 rebounds, 5 assists)
- Has six double-doubles, including two against ACC teams - Notre Dame (16 pts/14 rebs), Miami (15 pts/10 rebs), Syracuse (14 pts/13 reb)
- Scored 19 points with eight rebounds, five assists and five steals in Tech's upset of Florida State (1/26), one of only three ACC players to achieve those totals in a game since 2010-11 season ... Had similar game at Pitt (10 points, 8 rebounds, 5 assists, 4 steals)
- Leads the Jackets in steals and is No. 2 in assists ... Ranks No. 9 in assist rate and No. 12 in steal rate in ACC games according to KenPom.com
- In ACC games: averaging 14.1 points, 6.1 rebounds while hitting 47 percent from the floor and 2 percent from three-point range
- Started strong with double figures in Tech's first five games, including 21 in a win at Georgia and career-high 24 the following game against Charleston Southern
- Also notched double-doubles against Stetson (14/11), and Charleston Southern (24/10), and has six for his career
- Cleared 1,000 career points with his 22-point effort on Jan. 15 at North Carolina ... Has 1,218 in 128 career games (944 points in a Tech uniform) ... Notched 51 double-digit games at Tech, 18 of those in 2020-21 and 25 this season
- Graduating in May with a bachelor's degree in business administration
- Unsung leader and major contributor in 2020-21 who averaged 11.6 points (fourth on the team), 2.8 assists, 4.2 rebounds (third on the team) and 1.6 steals per game ... Connected on exactly 50 percent of his field goal tries
- Made the ACC All-Tournament team after scoring 15 points each against Miami and FSU ... Scored 15 points (7-9 FG) with five rebounds against Loyola Chicago in the NCAA Tournament

### 30 • Coleman Boyd • G • 6-1 • 178 • Jr.

- Non-scholarship guard who enrolled at Tech for the summer term in 2019 ... Played in seven games in his career, one this season
- Played in four games as a freshman, scoring five points with two assists and a steal ... Drove for a layup against Hawaii for his first collegiate points, and hit a three-pointer against Morehouse
- All-state point guard from Georgia private school powerhouse Mt. Bethel Christian Academy
- Four-year letterwinner and captain at Mt. Bethel, which won state Georgia Independent Christian Athletic Association (GICAA) championships in 2017 and 2019, and reached the final four in 2016 and 2019 ... Team went 97-26 in his four years
- Earned all-region and honorable mention all-state honors in 2019 by the Georgia High School Association
- Played at Mt. Bethel for his father, Cal, a longtime successful high school coach in the Atlanta area and a standout basketball player at Wake Forest following a legendary high school career at Campbell High School in Smyrna

### 33 • Brayden Daniels • G • 6-4 • 170 • Fr.

- Non-scholarship guard who joined the Yellow Jackets' program for the fall 2021 semester ... Played in one game
- Son of former Georgia Tech football player Conrad Daniels (1995-99)
- Nephew of former Georgia Tech Hall of Fame track star Lynn Houston Moore (1994-98) and former Tech basketball star Clarence Moore (1999-2004)
- Also nephew to former Tennessee and NBA basketball star Allan Houston
- Attended and lettered four years in basketball the Christian Academy of Louisville (Ky.)
- Named to the All-Seventh Region team in Kentucky by the Louisville Courier-Journal as a senior
- Scored over 1,000 points in his high school career

### 43 • Jermontae Hill • G • 6-6 • 198 • Fr.

- First name pronounced "jer-MON-tay"
- Skilled big guard who turned down scholarship offers from Boston College and St. John's to walk-on at Georgia Tech (also East Carolina, Florida, Florida State and Kansas State according to 247Sports) ... non-scholarship player who is redshirting
- Ranked as high as the No. 22 player in the state of Georgia according to 247Sports and the No. 67 small forward in the nation ... Ranked among 247's top 100 at one time
- Playmaking wing who can defend various positions and bring toughness to the perimeter
- Prepped following high school at DME Sports Academy in Daytona, Fla.
- Before that, he attended Tucker High School, where he earned first-team all-state honors in Class AAAAAA by the Atlanta Journal-Constitution as a senior in 2020, second-team all-state choice by Hoopseen
- Also named player of the year in the Class AAAAAA South by the Georgia Athletic Coaches Association.

### 35 • Jehloni James • F • 6-6 • 192 • Jr.

- First name pronounced "juh-LON-ee"
- Non-scholarship player who joined the Tech program for the fall, 2019 semester
- Played in four games in 2020-21, logging a high of 4:38 against Delaware State ... Grabbed three rebounds in a 3:48 stint in Tech's win at Miami ... Has not played this season
- His father, Elbridge, played college basketball at Binghamton University
- Played in one game in 2019-20, for the final minute against Elon, and made his only field goal attempt.
- Played four years and lettered three at Lanier High School in Sugar Hill, Ga.



# 2021-22 SEASON STATISTICS AND RESULTS

## Game Records

Record	Overall	Home	Away	Neutral
ALL GAMES	12-19	9-9	3-8	0-2
CONFERENCE	5-15	3-7	2-8	0-0
NON-CONFERENCE	7-4	6-2	1-0	0-2

## Score by Periods

Team	1st	2nd	OT	TOT
Georgia Tech	1038	1042	41	2121
Opponents	1019	1129	32	2180

## Team Box Score

No.	Player	GP-GS		MIN		AVG		Total		3-Point		F-Throw		Rebounds				PF	DQ	A	TO	BLK	STL	PTS	AVG
		GP	GS	MIN	AVG	FG-FGA	FG%	3FG-3FGA	3FG%	FT-FTA	FT%	OFF	DEF	TOT	AVG										
0	DEVOE, Michael	30-29		1046:16	34.9	195-420	.464	69-188	.367	81-111	.730	21	129	150	5.0	60	1	97	82	12	40	540	18.0		
4	USHER, Jordan	31-31		980:01	31.6	175-365	.479	38-115	.330	66-93	.710	37	166	203	6.5	81	3	84	85	5	45	454	14.6		
1	STURDIVANT, Kyle	31-27		782:18	25.2	85-207	.411	25-75	.333	39-50	.780	7	71	78	2.5	53	2	72	38	2	30	234	7.5		
24	HOWARD, Rodney	26-24		649:25	25.0	72-129	.558	0-0	.000	27-44	.614	56	77	133	5.1	79	6	37	39	20	11	171	6.6		
11	MAXWELL, Tristan	5-0		77:54	15.6	11-32	.344	8-20	.400	2-4	.500	2	6	8	1.6	5	0	2	3	0	1	32	6.4		
10	COLEMAN, Dallan "Deebo"	30-4		708:57	23.6	63-159	.396	43-103	.417	21-28	.750	12	42	54	1.8	70	1	17	20	3	28	190	6.3		
5	SMITH, Deivon	24-5		472:12	19.7	58-144	.403	5-18	.278	16-27	.593	25	56	81	3.4	44	0	48	42	5	25	137	5.7		
12	MOORE, Khalid	31-30		739:23	23.9	61-150	.407	6-27	.222	34-50	.680	38	67	105	3.4	68	4	22	34	7	32	162	5.2		
13	KELLY, Miles	29-0		402:14	13.9	41-109	.376	23-71	.324	11-16	.688	7	36	43	1.5	29	0	14	19	3	14	116	4.0		
14	MOORE, Jalon	12-0		97:41	8.1	13-29	.448	3-5	.600	6-12	.500	7	16	23	1.9	12	0	3	8	8	2	35	2.9		
2	GIGIBERIA, Saba	15-1		117:14	7.8	16-33	.485	0-0	.000	6-10	.600	12	23	35	2.3	21	0	11	11	6	5	38	2.5		
23	MEKA, Jordan	14-4		182:12	13.0	6-26	.231	0-0	.000	0-0	.000	14	30	44	3.1	33	1	9	5	11	6	12	0.9		
3	PARHAM, Bubba	2-0		41:39	20.8	0-6	.000	0-6	.000	0-0	.000	0	1	1	0.5	2	0	4	0	0	3	0	0.0		
30	BOYD, Coleman	1-0		01:18	1.3	0-0	.000	0-0	.000	0-0	.000	0	0	0	0.0	0	0	1	0	0	0	0	0.0		
33	DANIELS, Brayden	1-0		01:18	1.3	0-0	.000	0-0	.000	0-0	.000	0	0	0	0.0	0	0	0	0	0	0	0	0.0		
Team												41	61	102						23					
<b>Total</b>		<b>31</b>		<b>6300</b>		<b>796-1809</b>	<b>.440</b>	<b>220-628</b>	<b>.350</b>	<b>309-445</b>	<b>.694</b>	<b>279</b>	<b>781</b>	<b>1060</b>	<b>34.2</b>	<b>557</b>	<b>18</b>	<b>421</b>	<b>409</b>	<b>82</b>	<b>242</b>	<b>2121</b>	<b>68.4</b>		
<b>Opponents</b>		<b>31</b>		<b>6300</b>		<b>777-1788</b>	<b>.435</b>	<b>215-690</b>	<b>.312</b>	<b>411-572</b>	<b>.719</b>	<b>301</b>	<b>792</b>	<b>1093</b>	<b>35.3</b>	<b>449</b>	<b>7</b>	<b>459</b>	<b>413</b>	<b>103</b>	<b>207</b>	<b>2180</b>	<b>70.3</b>		

## Team Statistics

	GATECH	OPP
<b>Scoring</b>	<b>2121</b>	<b>2180</b>
Points per game	68.4	70.3
Scoring margin	-1.9	-
<b>Field goals-att</b>	<b>796-1809</b>	<b>777-1788</b>
Field goal pct	.440	.435
<b>3 point fg-att</b>	<b>220-628</b>	<b>215-690</b>
3-point FG pct	.350	.312
3-pt FG made per game	7.1	6.9
<b>Free throws-att</b>	<b>309-445</b>	<b>411-572</b>
Free throw pct	.694	.719
F-Throws made per game	10.0	13.3
<b>Rebounds</b>	<b>1060</b>	<b>1093</b>
Rebounds per game	34.2	35.3
Rebounding margin	-1.1	-
<b>Assists</b>	<b>421</b>	<b>459</b>
Assists per game	13.6	14.8
<b>Turnovers</b>	<b>409</b>	<b>413</b>
Turnovers per game	13.2	13.3
Turnover margin	+0.1	-
Assist/turnover ratio	1.0	1.1
<b>Steals</b>	<b>242</b>	<b>207</b>
Steals per game	7.8	6.7
<b>Blocks</b>	<b>82</b>	<b>103</b>
Blocks per game	2.6	3.3
<b>Winning streak</b>	<b>1</b>	<b>-</b>
Home win streak	1	-
<b>Attendance</b>	<b>86234</b>	<b>111414</b>
Home games-Avg/Game	18-4791	11-10129
Neutral site-Avg/Game	-	2-6979

## Team Results

Date	Opponent		Score	Att.
11/09/2021	Miami (OH)	L	69-72	4221
11/12/2021	Stetson	W	77-52	4082
11/15/2021	Lamar University	W	75-66	3625
11/19/2021	at Georgia	W	88-78	9057
11/22/2021	Charleston So.	W	85-70	3912
11/26/2021	Ga. Southern	W	61-59	4486
12/01/2021	Wisconsin	L	66-70	6302
12/05/2021	North Carolina	L	62-79	6217
12/11/2021	vs LSU	L	53-69	6137
12/18/2021	vs Southern California	L	53-67	7821
12/21/2021	Georgia St.	Wot	72-62	4228
01/02/2022	Louisville	L	64-67	4853
01/04/2022	at Duke	L	57-69	9314
01/08/2022	Notre Dame	Lot	68-72	5813
01/12/2022	at Boston College	W	81-76	3591
01/15/2022	at North Carolina	L	65-88	18568
01/19/2022	Wake Forest	L	64-80	4698
01/23/2022	Clayton St.	W	103-53	4127
01/26/2022	Florida St.	W	75-61	4697
01/29/2022	Miami (FL)	L	62-73	5135
02/02/2022	at Virginia Tech	L	66-81	6887
02/05/2022	Clemson	W	69-64	5784
02/09/2022	at Miami (FL)	L	70-79	3866
02/12/2022	at Virginia	L	53-63	14253
02/15/2022	NC State	L	61-76	4568
02/19/2022	at Pittsburgh	W	68-62	9085
02/21/2022	at Syracuse	Lot	73-74	22042
02/23/2022	Virginia Tech	L	58-62	4150
02/26/2022	at Notre Dame	L	56-90	9149
03/02/2022	at Clemson	L	65-68	5602
03/05/2022	Boston College	Wot	82-78	5336

# 2021-22 SEASON STATISTICS AND RESULTS - ACC ONLY

## Game Records

Record	Overall	Home	Away	Neutral
ALL GAMES	5-15	3-7	2-8	0-0
CONFERENCE	5-15	3-7	2-8	0-0
NON-CONFERENCE	0-0	0-0	0-0	0-0

## Score by Periods

Team	1st	2nd	OT	TOT
Georgia Tech	637	654	28	1319
Opponents	690	743	29	1462

## Team Box Score

No.	Player				Total		3-Point		F-Throw		Rebounds											
		GP-GS	MIN	AVG	FG-FGA	FG%	3FG-3FGA	3FG%	FT-FTA	FT%	OFF	DEF	TOT	AVG	PF	DQ	A	TO	BLK	STL	PTS	AVG
0	DEVOE, Michael	20-20	706:54	35.3	121-274	.442	38-125	.304	45-59	.763	15	81	96	4.8	41	0	57	55	10	27	325	16.3
4	USHER, Jordan	20-20	616:54	30.8	109-232	.470	22-74	.297	42-58	.724	23	99	122	6.1	54	2	63	56	2	30	282	14.1
1	STURDIVANT, Kyle	20-19	544:11	27.2	59-146	.404	18-53	.340	23-26	.885	5	47	52	2.6	41	2	47	21	1	21	159	8.0
11	MAXWELL, Tristan	4-0	73:31	18.4	10-30	.333	8-19	.421	2-4	.500	1	6	7	1.8	5	0	2	3	0	1	30	7.5
24	HOWARD, Rodney	15-13	375:07	25.0	42-71	.592	0-0	.000	15-22	.682	31	41	72	4.8	47	4	17	22	9	7	99	6.6
10	COLEMAN, Dallan "Deebo"	20-3	483:17	24.2	42-117	.359	27-75	.360	14-19	.737	9	25	34	1.7	46	0	10	12	2	22	125	6.3
5	SMITH, Deivon	14-1	240:60	17.2	33-67	.493	2-7	.286	10-17	.588	13	29	42	3.0	16	0	27	23	4	12	78	5.6
12	MOORE, Khalid	20-19	478:17	23.9	39-100	.390	4-16	.250	20-34	.588	16	39	55	2.8	45	4	15	21	7	21	102	5.1
13	KELLY, Miles	18-0	252:39	14.0	24-65	.369	17-46	.370	10-14	.714	4	26	30	1.7	17	0	8	11	2	10	75	4.2
2	GIGIBERIA, Saba	6-1	49:44	8.3	8-18	.444	0-0	.000	2-6	.333	7	7	14	2.3	11	0	7	4	1	2	18	3.0
14	MOORE, Jalon	9-0	74:39	8.3	6-16	.375	2-4	.500	4-8	.500	3	10	13	1.4	11	0	3	6	6	1	18	2.0
23	MEKA, Jordan	10-4	137:07	13.7	4-20	.200	0-0	.000	0-0	.000	11	19	30	3.0	24	1	4	4	9	4	8	0.8
3	PARHAM, Bubba	2-0	41:39	20.8	0-6	.000	0-6	.000	0-0	.000	0	1	1	0.5	2	0	4	0	0	3	0	0.0
Team											23	40	63					17				
<b>Total</b>		<b>20</b>	<b>4075</b>		<b>497-1162</b>	<b>.428</b>	<b>138-425</b>	<b>.325</b>	<b>187-267</b>	<b>.700</b>	<b>161</b>	<b>470</b>	<b>631</b>	<b>31.6</b>	<b>360</b>	<b>13</b>	<b>264</b>	<b>255</b>	<b>53</b>	<b>161</b>	<b>1319</b>	<b>66.0</b>
<b>Opponents</b>		<b>20</b>	<b>4075</b>		<b>519-1142</b>	<b>.454</b>	<b>145-441</b>	<b>.329</b>	<b>279-370</b>	<b>.754</b>	<b>191</b>	<b>541</b>	<b>732</b>	<b>36.6</b>	<b>280</b>	<b>4</b>	<b>314</b>	<b>266</b>	<b>65</b>	<b>132</b>	<b>1462</b>	<b>73.1</b>

## Team Statistics

	GATECH	OPP
<b>Scoring</b>	<b>1319</b>	<b>1462</b>
Points per game	66.0	73.1
Scoring margin	-7.2	-
<b>Field goals-att</b>	<b>497-1162</b>	<b>519-1142</b>
Field goal pct	.428	.454
<b>3 point fg-att</b>	<b>138-425</b>	<b>145-441</b>
3-point FG pct	.325	.329
3-pt FG made per game	6.9	7.3
<b>Free throws-att</b>	<b>187-267</b>	<b>279-370</b>
Free throw pct	.700	.754
F-Throws made per game	9.4	14.0
<b>Rebounds</b>	<b>631</b>	<b>732</b>
Rebounds per game	31.6	36.6
Rebounding margin	-5.1	-
<b>Assists</b>	<b>264</b>	<b>314</b>
Assists per game	13.2	15.7
<b>Turnovers</b>	<b>255</b>	<b>266</b>
Turnovers per game	12.8	13.3
Turnover margin	+0.6	-
Assist/turnover ratio	1.0	1.2
<b>Steals</b>	<b>161</b>	<b>132</b>
Steals per game	8.1	6.6
<b>Blocks</b>	<b>53</b>	<b>65</b>
Blocks per game	2.7	3.3
<b>Winning streak</b>	<b>1</b>	<b>-</b>
Home win streak	1	-
<b>Attendance</b>	<b>51251</b>	<b>102357</b>
Home games-Avg/Game	10-5125	10-10236
Neutral site-Avg/Game	-	0-0

## Team Results

Date	Opponent		Score	Att.
12/05/2021	North Carolina	L	62-79	6217
01/02/2022	Louisville	L	64-67	4853
01/04/2022	at Duke	L	57-69	9314
01/08/2022	Notre Dame	Lot	68-72	5813
01/12/2022	at Boston College	W	81-76	3591
01/15/2022	at North Carolina	L	65-88	18568
01/19/2022	Wake Forest	L	64-80	4698
01/26/2022	Florida St.	W	75-61	4697
01/29/2022	Miami (FL)	L	62-73	5135
02/02/2022	at Virginia Tech	L	66-81	6887
02/05/2022	Clemson	W	69-64	5784
02/09/2022	at Miami (FL)	L	70-79	3866
02/12/2022	at Virginia	L	53-63	14253
02/15/2022	NC State	L	61-76	4568
02/19/2022	at Pittsburgh	W	68-62	9085
02/21/2022	at Syracuse	Lot	73-74	22042
02/23/2022	Virginia Tech	L	58-62	4150
02/26/2022	at Notre Dame	L	56-90	9149
03/02/2022	at Clemson	L	65-68	5602
03/05/2022	Boston College	Wot	82-78	5336

GAME NOTES





**2021-22 Georgia Tech Men's Basketball  
Points-rebounds-assists  
All games**

Opponent	Date	Score		0	1	2	3	4	5	10	11	12	13	14
				DEVOE, MICH	STURDIVANT	GIGIBERIA,	PARHAM, BUB	USHER, JORD	SMITH, DEIV	COLEMAN, DA	MAXWELL, TR	MOORE, KHAL	KELLY, MILE	MOORE, JALO
Miami (OH)	11/09/2021	69-72	L	26-4-2	4-1-2	2-4-0	DNP	12-9-3	6-2-3	4-3-0	DNP	5-3-1	0-0-0	DNP
Stetson	11/12/2021	77-52	W	17-5-7	5-4-2	2-1-0	DNP	14-11-5	9-4-2	12-2-1	DNP	5-3-1	7-1-1	4-2-0
Lamar University	11/15/2021	75-66	W	11-7-6	4-0-1	DNP	DNP	15-8-3	5-2-5	19-2-3	DNP	5-5-0	7-0-1	DNP
at Georgia	11/19/2021	88-78	W	37-7-5	4-1-2	0-1-0	DNP	21-4-2	7-3-4	5-2-0	DNP	2-5-0	4-3-0	DNP
Charleston So.	11/22/2021	85-70	W	DNP	17-1-3	6-4-3	DNP	24-10-3	11-3-2	3-1-0	DNP	4-6-0	8-1-2	DNP
Ga. Southern	11/26/2021	61-59	W	26-4-5	11-5-3	0-0-0	DNP	9-10-2	DNP	3-2-0	DNP	2-3-0	0-2-0	0-2-0
Wisconsin	12/01/2021	66-70	L	33-6-1	0-1-4	0-0-0	DNP	5-2-0	9-11-0	2-5-1	DNP	8-2-0	0-2-0	DNP
North Carolina	12/05/2021	62-79	L	15-4-1	9-1-1	0-2-0	DNP	8-3-1	4-2-4	13-1-0	DNP	13-3-1	0-1-0	DNP
vs LSU	12/11/2021	53-69	L	12-5-3	6-4-2	DNP	DNP	15-6-2	0-1-0	2-1-1	DNP	7-5-0	4-0-1	DNP
vs Southern California	12/18/2021	53-67	L	25-4-1	5-1-0	0-5-0	DNP	11-5-0	4-5-1	3-0-1	DNP	2-8-2	2-0-0	DNP
Georgia St.	12/21/2021	72-62	Wot	8-6-3	12-7-1	2-3-0	DNP	30-11-0	4-3-2	DNP	2-1-0	11-6-2	3-3-0	DNP
Louisville	01/02/2022	64-67	L	23-2-2	14-2-1	DNP	0-1-1	17-6-4	0-1-0	2-1-0	DNP	6-4-2	0-0-0	0-0-0
at Duke	01/04/2022	57-69	L	21-7-2	7-3-2	6-6-1	0-0-3	11-4-1	DNP	3-1-0	DNP	7-2-0	DNP	DNP
Notre Dame	01/08/2022	68-72	Lot	20-6-3	10-1-4	0-1-1	DNP	16-14-6	2-3-0	6-2-1	4-0-0	8-4-0	2-1-0	DNP
at Boston College	01/12/2022	81-76	W	13-9-4	6-2-1	DNP	DNP	14-5-4	9-5-3	11-5-2	22-1-0	2-4-2	4-2-1	DNP
at North Carolina	01/15/2022	65-88	L	2-4-0	6-1-0	4-4-2	DNP	22-7-3	16-1-3	2-1-0	0-2-1	5-2-1	5-0-0	3-2-0
Wake Forest	01/19/2022	64-80	L	22-1-2	4-2-1	8-1-3	DNP	13-5-0	2-2-3	5-3-0	4-4-1	4-3-1	1-3-0	DNP
Clayton St.	01/23/2022	103-53	W	20-6-7	7-1-5	8-3-1	DNP	16-5-1	4-5-2	12-2-0	DNP	9-4-1	6-1-1	13-6-0
Florida St.	01/26/2022	75-61	W	15-5-5	12-4-4	DNP	DNP	19-8-5	2-1-0	14-2-0	DNP	9-2-1	DNP	DNP
Miami (FL)	01/29/2022	62-73	L	12-5-4	0-2-3	DNP	DNP	15-10-6	4-5-3	3-1-1	DNP	19-3-0	9-0-0	DNP
at Virginia Tech	02/02/2022	66-81	L	30-2-0	9-2-3	0-0-0	DNP	8-3-1	9-2-2	6-2-1	DNP	0-3-0	0-3-0	0-2-0
Clemson	02/05/2022	69-64	W	3-2-5	8-5-2	DNP	DNP	14-4-2	16-8-6	9-1-1	DNP	5-2-1	10-3-0	DNP
at Miami (FL)	02/09/2022	70-79	L	20-7-3	12-3-4	DNP	DNP	16-3-2	6-7-0	15-1-1	DNP	0-2-1	1-0-2	DNP
at Virginia	02/12/2022	53-63	L	17-3-4	2-3-0	DNP	DNP	11-5-5	8-3-0	0-2-0	DNP	1-2-0	2-0-0	0-0-0
NC State	02/15/2022	61-76	L	18-2-4	10-3-3	DNP	DNP	8-3-2	0-1-1	3-2-0	DNP	4-4-0	2-2-0	2-0-0
at Pittsburgh	02/19/2022	68-62	W	22-6-3	7-3-5	DNP	DNP	10-8-5	0-1-2	8-1-1	DNP	7-4-1	0-0-0	DNP
at Syracuse	02/21/2022	73-74	Lot	14-5-4	7-2-3	DNP	DNP	14-13-5	DNP	8-2-0	DNP	1-6-1	6-4-2	4-4-2
Virginia Tech	02/23/2022	58-62	L	18-5-3	6-5-1	DNP	DNP	11-4-2	DNP	6-3-1	DNP	2-0-1	3-0-0	4-2-0
at Notre Dame	02/26/2022	56-90	L	7-6-4	11-1-1	DNP	DNP	16-4-2	DNP	1-1-0	DNP	0-1-0	9-3-0	2-2-1
at Clemson	03/02/2022	65-68	L	15-7-2	12-4-5	DNP	DNP	9-5-2	DNP	8-2-1	DNP	5-2-1	5-5-1	DNP
Boston College	03/05/2022	82-78	Wot	18-8-2	7-3-3	DNP	DNP	30-8-5	DNP	2-0-0	DNP	4-2-1	16-3-2	3-1-0



**2021-22 Georgia Tech Men's Basketball  
Points-rebounds-assists  
All games**

Opponent	Date	Score		23	24	30	33
				MEKA,JORDA	HOWARD,ROD	BOYD,COLEM	DANIELS,BR
Miami (OH)	11/09/2021	69-72	L	DNP	10-14-0	DNP	DNP
Stetson	11/12/2021	77-52	W	0-1-0	2-4-3	DNP	DNP
Lamar University	11/15/2021	75-66	W	0-1-0	9-8-3	DNP	DNP
at Georgia	11/19/2021	88-78	W	DNP	8-7-4	DNP	DNP
Charleston So.	11/22/2021	85-70	W	DNP	12-6-3	DNP	DNP
Ga. Southern	11/26/2021	61-59	W	DNP	10-6-3	DNP	DNP
Wisconsin	12/01/2021	66-70	L	DNP	9-5-1	DNP	DNP
North Carolina	12/05/2021	62-79	L	DNP	0-2-0	DNP	DNP
vs LSU	12/11/2021	53-69	L	DNP	7-3-2	DNP	DNP
vs Southern California	12/18/2021	53-67	L	DNP	1-3-0	DNP	DNP
Georgia St.	12/21/2021	72-62	Wot	0-7-2	0-2-1	DNP	DNP
Louisville	01/02/2022	64-67	L	2-4-1	DNP	DNP	DNP
at Duke	01/04/2022	57-69	L	2-8-0	DNP	DNP	DNP
Notre Dame	01/08/2022	68-72	Lot	0-5-0	DNP	DNP	DNP
at Boston College	01/12/2022	81-76	W	0-0-0	DNP	DNP	DNP
at North Carolina	01/15/2022	65-88	L	DNP	DNP	DNP	DNP
Wake Forest	01/19/2022	64-80	L	DNP	1-4-3	DNP	DNP
Clayton St.	01/23/2022	103-53	W	4-5-3	4-3-0	0-0-1	0-0-0
Florida St.	01/26/2022	75-61	W	DNP	4-7-0	DNP	DNP
Miami (FL)	01/29/2022	62-73	L	DNP	0-0-0	DNP	DNP
at Virginia Tech	02/02/2022	66-81	L	DNP	4-6-1	DNP	DNP
Clemson	02/05/2022	69-64	W	2-5-0	2-1-1	DNP	DNP
at Miami (FL)	02/09/2022	70-79	L	0-5-1	0-0-0	DNP	DNP
at Virginia	02/12/2022	53-63	L	2-0-0	10-5-3	DNP	DNP
NC State	02/15/2022	61-76	L	0-0-0	14-11-1	DNP	DNP
at Pittsburgh	02/19/2022	68-62	W	0-0-0	14-7-1	DNP	DNP
at Syracuse	02/21/2022	73-74	Lot	DNP	19-10-1	DNP	DNP
Virginia Tech	02/23/2022	58-62	L	0-3-2	8-4-0	DNP	DNP
at Notre Dame	02/26/2022	56-90	L	DNP	10-8-0	DNP	DNP
at Clemson	03/02/2022	65-68	L	DNP	11-4-3	DNP	DNP
Boston College	03/05/2022	82-78	Wot	DNP	2-3-3	DNP	DNP



**2021-22 Georgia Tech Men's Basketball  
Team Game-by-Game  
All games**

Opponent	Date	Score		Total		3-Pointers		Free throws		Rebounds										
				FG-FGA	PCT	3FG-3FGA	PCT	FT-FTA	PCT	OFF	DEF	TOT	AVG	PF	A	TO	BLK	STL	PTS	AVG
Miami (OH)	11/09/2021	69-72	L	24-61	.393	4-17	.235	17-20	.850	12	32	44	44.0	23	11	14	3	6	69	69.0
Stetson	11/12/2021	77-52	W	33-64	.516	9-19	.474	2-7	.286	10	33	43	43.5	13	22	16	1	9	77	73.0
Lamar University	11/15/2021	75-66	W	28-62	.452	12-25	.480	7-13	.538	12	30	42	43.0	15	22	10	1	3	75	73.7
at Georgia	11/19/2021	88-78	W	34-56	.607	8-15	.533	12-17	.706	10	25	35	41.0	24	17	15	4	8	88	77.3
Charleston So.	11/22/2021	85-70	W	35-62	.565	4-11	.364	11-15	.733	8	25	33	39.4	13	16	11	2	7	85	78.8
Ga. Southern	11/26/2021	61-59	W	21-51	.412	7-20	.350	12-24	.500	10	25	35	38.7	14	13	14	2	8	61	75.8
Wisconsin	12/01/2021	66-70	L	22-53	.415	6-16	.375	16-20	.800	10	26	36	38.3	20	7	10	3	5	66	74.4
North Carolina	12/05/2021	62-79	L	25-54	.463	6-16	.375	6-7	.857	4	17	21	36.1	16	8	13	3	11	62	72.9
vs LSU	12/11/2021	53-69	L	20-48	.417	3-15	.200	10-18	.556	6	23	29	35.3	21	11	24	5	9	53	70.7
vs Southern California	12/18/2021	53-67	L	21-64	.328	5-19	.263	6-9	.667	12	22	34	35.2	16	5	7	1	7	53	68.9
Georgia St.	12/21/2021	72-62	Wot	22-56	.393	9-22	.409	19-24	.792	12	39	51	36.6	19	11	23	5	6	72	69.2
Louisville	01/02/2022	64-67	L	23-56	.411	9-24	.375	9-12	.750	6	19	25	35.7	19	11	9	3	8	64	68.8
at Duke	01/04/2022	57-69	L	21-64	.328	6-20	.300	9-12	.750	10	25	35	35.6	27	9	9	7	5	57	67.8
Notre Dame	01/08/2022	68-72	Lot	26-67	.388	6-27	.222	10-12	.833	10	30	40	35.9	12	15	14	3	6	68	67.9
at Boston College	01/12/2022	81-76	W	29-57	.509	11-25	.440	12-17	.706	11	24	35	35.9	22	17	17	6	10	81	68.7
at North Carolina	01/15/2022	65-88	L	27-59	.458	3-14	.214	8-14	.571	4	22	26	35.3	20	10	11	1	9	65	68.5
Wake Forest	01/19/2022	64-80	L	25-65	.385	5-22	.227	9-15	.600	12	20	32	35.1	10	14	15	2	11	64	68.2
Clayton St.	01/23/2022	103-53	W	39-70	.557	15-24	.625	10-11	.909	16	31	47	35.7	19	22	10	2	13	103	70.2
Florida St.	01/26/2022	75-61	W	24-54	.444	10-27	.370	17-24	.708	9	22	31	35.5	16	15	9	0	13	75	70.4
Miami (FL)	01/29/2022	62-73	L	26-59	.441	7-21	.333	3-10	.300	6	25	31	35.3	19	17	14	1	11	62	70.0
at Virginia Tech	02/02/2022	66-81	L	24-60	.400	10-25	.400	8-8	1.000	7	19	26	34.8	23	8	12	2	7	66	69.8
Clemson	02/05/2022	69-64	W	25-57	.439	10-25	.400	9-13	.692	10	23	33	34.7	15	18	18	1	10	69	69.8
at Miami (FL)	02/09/2022	70-79	L	26-55	.473	7-24	.292	11-14	.786	7	25	32	34.6	27	14	18	3	10	70	69.8
at Virginia	02/12/2022	53-63	L	21-46	.457	4-12	.333	7-10	.700	5	19	24	34.2	19	12	15	2	7	53	69.1
NC State	02/15/2022	61-76	L	24-64	.375	5-22	.227	8-11	.727	10	25	35	34.2	15	11	11	4	9	61	68.8
at Pittsburgh	02/19/2022	68-62	W	26-56	.464	6-18	.333	10-11	.909	8	23	31	34.1	20	18	11	2	6	68	68.7
at Syracuse	02/21/2022	73-74	Lot	26-66	.394	9-27	.333	12-17	.706	14	38	52	34.7	16	18	14	3	4	73	68.9
Virginia Tech	02/23/2022	58-62	L	23-53	.434	4-13	.308	8-11	.727	7	24	31	34.6	14	10	11	4	7	58	68.5
at Notre Dame	02/26/2022	56-90	L	21-61	.344	4-20	.200	10-16	.625	9	20	29	34.4	14	8	7	3	5	56	68.1
at Clemson	03/02/2022	65-68	L	25-56	.446	7-22	.318	8-11	.727	7	24	31	34.3	12	15	12	1	5	65	68.0
Boston College	03/05/2022	82-78	Wot	30-53	.566	9-21	.429	13-22	.591	5	26	31	34.2	24	16	15	2	7	82	68.4
<b>Total</b>		<b>2121</b>		<b>796-1809</b>	<b>.440</b>	<b>220-628</b>	<b>.350</b>	<b>309-445</b>	<b>.694</b>	<b>279</b>	<b>781</b>	<b>1060</b>	<b>34.2</b>	<b>557</b>	<b>421</b>	<b>409</b>	<b>82</b>	<b>242</b>	<b>2121</b>	<b>68.4</b>
Opponents		2180		777-1788	.435	215-690	.312	411-572	.719	301	792	1093	35.3	449	459	413	103	207	2180	70.3

**Georgia Tech Averages**

Games Played	Points/game	FG Pct	3FG Pct	FT Pct	Rebounds/game	Assists/game	Turnovers/game	Assist/Turnover ratio	Steals/game	Blocks/game
31	68.4	44.0	35.0	69.4	34.2	13.6	13.2	1.0	7.8	2.6





**2021-22 Georgia Tech Men's Basketball  
Opponents Game-by-Game  
All games**

Opponent	Date	Score		Total		3-Pointers		Free throws		Rebounds				PF	A	TO	BLK	STL	PTS	AVG
				FG-FGA	PCT	3FG-3FGA	PCT	FT-FTA	PCT	OFF	DEF	TOT	AVG							
Miami (OH)	11/09/2021	69-72	L	25-64	.391	6-31	.194	16-21	.762	9	25	34	34.0	17	9	8	4	7	72	72.0
Stetson	11/12/2021	77-52	W	21-60	.350	6-27	.222	4-7	.571	8	24	32	33.0	9	13	17	2	11	52	62.0
Lamar University	11/15/2021	75-66	W	23-57	.404	5-19	.263	15-19	.789	6	26	32	32.7	13	16	8	5	6	66	63.3
at Georgia	11/19/2021	88-78	W	29-57	.509	8-17	.471	12-24	.500	11	15	26	31.0	19	16	14	1	4	78	67.0
Charleston So.	11/22/2021	85-70	W	26-59	.441	8-26	.308	10-15	.667	10	20	30	30.8	19	15	15	1	6	70	67.6
Ga. Southern	11/26/2021	61-59	W	24-56	.429	5-19	.263	6-13	.462	10	27	37	31.8	21	13	16	2	7	59	66.2
Wisconsin	12/01/2021	66-70	L	23-54	.426	9-24	.375	15-22	.682	8	20	28	31.3	18	13	8	5	4	70	66.7
North Carolina	12/05/2021	62-79	L	31-55	.564	10-17	.588	7-8	.875	7	26	33	31.5	13	21	14	2	8	79	68.3
vs LSU	12/11/2021	53-69	L	24-62	.387	3-19	.158	18-24	.750	17	25	42	32.7	17	13	21	6	11	69	68.3
vs Southern California	12/18/2021	53-67	L	25-52	.481	9-19	.474	8-13	.615	9	33	42	33.6	7	13	13	2	1	67	68.2
Georgia St.	12/21/2021	72-62	Wot	20-71	.282	7-22	.318	15-19	.789	12	21	33	33.5	20	11	11	5	12	62	67.6
Louisville	01/02/2022	64-67	L	24-50	.480	5-19	.263	14-22	.636	8	26	34	33.6	12	15	13	4	5	67	67.6
at Duke	01/04/2022	57-69	L	19-51	.373	5-16	.313	26-40	.650	14	34	48	34.7	14	11	10	8	3	69	67.7
Notre Dame	01/08/2022	68-72	Lot	31-66	.470	7-23	.304	3-6	.500	6	32	38	34.9	14	19	12	2	11	72	68.0
at Boston College	01/12/2022	81-76	W	29-62	.468	6-21	.286	12-19	.632	14	17	31	34.7	16	16	16	1	6	76	68.5
at North Carolina	01/15/2022	65-88	L	30-63	.476	9-25	.360	19-21	.905	11	31	42	35.1	15	20	13	1	3	88	69.8
Wake Forest	01/19/2022	64-80	L	33-58	.569	8-26	.308	6-7	.857	4	30	34	35.1	12	23	18	8	9	80	70.4
Clayton St.	01/23/2022	103-53	W	18-54	.333	4-26	.154	13-25	.520	10	15	25	34.5	9	13	16	5	6	53	69.4
Florida St.	01/26/2022	75-61	W	22-54	.407	7-17	.412	10-16	.625	12	26	38	34.7	16	13	17	1	5	61	68.9
Miami (FL)	01/29/2022	62-73	L	22-53	.415	8-25	.320	21-25	.840	7	31	38	34.9	17	13	16	0	8	73	69.2
at Virginia Tech	02/02/2022	66-81	L	28-53	.528	8-20	.400	17-22	.773	9	27	36	34.9	11	16	14	3	4	81	69.7
Clemson	02/05/2022	69-64	W	24-58	.414	6-24	.250	10-11	.909	10	24	34	34.9	13	16	18	4	9	64	69.5
at Miami (FL)	02/09/2022	70-79	L	27-56	.482	5-22	.227	20-26	.769	9	22	31	34.7	15	19	12	2	10	79	69.9
at Virginia	02/12/2022	53-63	L	19-49	.388	4-18	.222	21-23	.913	11	21	32	34.6	11	11	10	7	6	63	69.6
NC State	02/15/2022	61-76	L	26-63	.413	11-29	.379	13-18	.722	12	33	45	35.0	12	9	13	3	5	76	69.8
at Pittsburgh	02/19/2022	68-62	W	21-51	.412	5-20	.250	15-20	.750	10	23	33	34.9	15	15	16	2	3	62	69.5
at Syracuse	02/21/2022	73-74	Lot	24-73	.329	10-32	.313	16-22	.727	14	29	43	35.2	16	12	4	3	7	74	69.7
Virginia Tech	02/23/2022	58-62	L	23-59	.390	6-24	.250	10-14	.714	15	24	39	35.4	13	13	13	2	8	62	69.4
at Notre Dame	02/26/2022	56-90	L	32-56	.571	13-23	.565	13-16	.813	6	36	42	35.6	16	21	10	4	5	90	70.1
at Clemson	03/02/2022	65-68	L	28-53	.528	6-21	.286	6-7	.857	2	26	28	35.3	11	13	13	5	8	68	70.1
Boston College	03/05/2022	82-78	Wot	26-59	.441	6-19	.316	20-27	.741	10	23	33	35.3	18	18	14	3	9	78	70.3
<b>Total</b>		<b>2180</b>		<b>777-1788</b>	<b>.435</b>	<b>215-690</b>	<b>.312</b>	<b>411-572</b>	<b>.719</b>	<b>301</b>	<b>792</b>	<b>1093</b>	<b>35.3</b>	<b>449</b>	<b>459</b>	<b>413</b>	<b>103</b>	<b>207</b>	<b>2180</b>	<b>70.3</b>
Georgia Tech		2121		796-1809	.440	220-628	.350	309-445	.694	279	781	1060	34.2	557	421	409	82	242	2121	68.4

**Opponents Averages**

Games Played	Points/game	FG Pct	3FG Pct	FT Pct	Rebounds/game	Assists/game	Turnovers/game	Assist/Turnover ratio	Steals/game	Blocks/game
31	70.3	43.5	31.2	71.9	35.3	14.8	13.3	1.1	6.7	3.3



**2021-22 Georgia Tech Men's Basketball  
Individual Game-by-Game  
All games**

**#0 DEVOE, Michael**

Opponent	Date	GS	MIN	Total		3-Pointers		Free throws		Rebounds				PF	A	TO	BLK	STL	PTS	AVG
				FG-FGA	PCT	3FG-3FGA	PCT	FT-FTA	PCT	OFF	DEF	TOT	AVG							
Miami (OH)	11/09/2021	*	38:25	8-18	.444	4-6	.667	6-6	1.000	1	3	4	4.0	0	2	3	0	1	26	26.0
Stetson	11/12/2021	*	29:40	7-11	.636	3-5	.600	0-1	.000	0	5	5	4.5	3	7	2	0	2	17	21.5
Lamar University	11/15/2021	*	36:19	4-9	.444	2-4	.500	1-2	.500	0	7	7	5.3	0	6	1	0	1	11	18.0
at Georgia	11/19/2021	*	37:00	14-18	.778	4-5	.800	5-6	.833	1	6	7	5.8	4	5	4	0	2	37	22.8
Ga. Southern	11/26/2021		30:17	8-16	.500	5-9	.556	5-8	.625	1	3	4	5.4	1	5	4	0	2	26	23.4
Wisconsin	12/01/2021	*	40:00	11-20	.550	5-10	.500	6-7	.857	0	6	6	5.5	3	1	0	0	0	33	25.0
North Carolina	12/05/2021	*	36:38	6-13	.462	1-5	.200	2-2	1.000	0	4	4	5.3	2	1	2	0	4	15	23.6
vs LSU	12/11/2021	*	36:16	4-8	.500	1-3	.333	3-6	.500	1	4	5	5.3	3	3	5	1	0	12	22.1
vs Southern California	12/18/2021	*	34:14	9-22	.409	2-6	.333	5-7	.714	1	3	4	5.1	0	1	0	0	3	25	22.4
Georgia St.	12/21/2021	*	30:07	2-11	.182	1-8	.125	3-6	.500	1	5	6	5.2	5	3	5	1	1	8	21.0
Louisville	01/02/2022	*	33:15	7-16	.438	4-8	.500	5-6	.833	0	2	2	4.9	3	2	4	0	3	23	21.2
at Duke	01/04/2022	*	38:37	8-19	.421	3-10	.300	2-2	1.000	1	6	7	5.1	3	2	2	1	1	21	21.2
Notre Dame	01/08/2022	*	42:43	8-15	.533	1-6	.167	3-3	1.000	1	5	6	5.2	1	3	4	1	1	20	21.1
at Boston College	01/12/2022	*	37:26	5-10	.500	0-2	.000	3-3	1.000	4	5	9	5.4	2	4	4	4	2	13	20.5
at North Carolina	01/15/2022	*	27:31	1-5	.200	0-2	.000	0-0	.000	0	4	4	5.3	3	0	6	0	2	2	19.3
Wake Forest	01/19/2022	*	33:01	9-21	.429	2-9	.222	2-2	1.000	0	1	1	5.1	2	2	2	0	1	22	19.4
Clayton St.	01/23/2022	*	27:04	7-13	.538	4-7	.571	2-3	.667	0	6	6	5.1	0	7	3	0	1	20	19.5
Florida St.	01/26/2022	*	37:29	5-14	.357	2-9	.222	3-4	.750	1	4	5	5.1	1	5	2	0	1	15	19.2
Miami (FL)	01/29/2022	*	31:21	4-11	.364	2-4	.500	2-4	.500	0	5	5	5.1	1	4	3	1	2	12	18.8
at Virginia Tech	02/02/2022	*	37:27	11-19	.579	5-9	.556	3-3	1.000	1	1	2	5.0	2	0	4	0	0	30	19.4
Clemson	02/05/2022	*	32:26	1-7	.143	1-5	.200	0-0	.000	1	1	2	4.8	3	5	3	0	1	3	18.6
at Miami (FL)	02/09/2022	*	36:57	6-15	.400	2-7	.286	6-7	.857	1	6	7	4.9	3	3	3	0	1	20	18.7
at Virginia	02/12/2022	*	37:12	6-15	.400	3-8	.375	2-3	.667	0	3	3	4.8	2	4	3	0	2	17	18.6
NC State	02/15/2022	*	35:20	7-17	.412	2-8	.250	2-2	1.000	1	1	2	4.7	1	4	2	1	1	18	18.6
at Pittsburgh	02/19/2022	*	36:22	8-15	.533	2-6	.333	4-4	1.000	2	4	6	4.8	0	3	2	1	0	22	18.7
at Syracuse	02/21/2022	*	43:35	5-15	.333	4-12	.333	0-0	.000	0	5	5	4.8	1	4	0	0	1	14	18.5
Virginia Tech	02/23/2022	*	34:31	8-14	.571	0-2	.000	2-3	.667	1	4	5	4.8	3	3	3	1	2	18	18.5
at Notre Dame	02/26/2022	*	26:31	3-10	.300	0-3	.000	1-4	.250	1	5	6	4.8	1	4	2	0	0	7	18.1
at Clemson	03/02/2022	*	37:39	6-10	.600	2-4	.500	1-2	.500	0	7	7	4.9	3	2	1	0	1	15	18.0
Boston College	03/05/2022	*	30:53	7-13	.538	2-6	.333	2-5	.400	0	8	8	5.0	4	2	3	0	1	18	18.0
<b>Totals</b>			<b>29</b>	<b>1046:16</b>	<b>.464</b>	<b>69-188</b>	<b>.367</b>	<b>81-111</b>	<b>.730</b>	<b>21</b>	<b>129</b>	<b>150</b>	<b>5.0</b>	<b>60</b>	<b>97</b>	<b>82</b>	<b>12</b>	<b>40</b>	<b>540</b>	<b>18.0</b>

**Player Averages**

Games Played	Minutes/ game	Points/ game	FG Pct	3FG Pct	FT Pct	Rebounds/ game	Assists/ game	Turnovers/ game	Assist/Turnover ratio	Steals/ game	Blocks/ game
30	34.9	18.0	46.4	36.7	73.0	5.0	3.2	2.7	1.2	1.3	0.4



**2021-22 Georgia Tech Men's Basketball  
Individual Game-by-Game  
All games**

**#1 STURDIVANT, Kyle**

Opponent	Date	GS	MIN	Total		3-Pointers		Free throws		Rebounds				PF	A	TO	BLK	STL	PTS	AVG
				FG-FGA	PCT	3FG-3FGA	PCT	FT-FTA	PCT	OFF	DEF	TOT	AVG							
Miami (OH)	11/09/2021	*	22:09	1-5	.200	0-0	.000	2-2	1.000	0	1	1	1.0	0	2	0	1	0	4	4.0
Stetson	11/12/2021	*	20:01	2-3	.667	0-1	.000	1-3	.333	0	4	4	2.5	2	2	1	0	0	5	4.5
Lamar University	11/15/2021	*	17:22	1-3	.333	1-3	.333	1-2	.500	0	0	0	1.7	0	1	1	0	0	4	4.3
at Georgia	11/19/2021	*	15:16	1-4	.250	0-1	.000	2-5	.400	0	1	1	1.5	0	2	1	0	2	4	4.3
Charleston So.	11/22/2021	*	32:09	7-13	.538	1-2	.500	2-2	1.000	0	1	1	1.4	1	3	2	0	0	17	6.8
Ga. Southern	11/26/2021	*	29:24	3-7	.429	0-2	.000	5-6	.833	0	5	5	2.0	2	3	2	0	2	11	7.5
Wisconsin	12/01/2021	*	16:03	0-3	.000	0-1	.000	0-0	.000	1	0	1	1.9	1	4	3	0	1	0	6.4
North Carolina	12/05/2021	*	23:26	3-6	.500	0-1	.000	3-3	1.000	0	1	1	1.8	2	1	1	0	1	9	6.8
vs LSU	12/11/2021		17:00	2-3	.667	1-1	1.000	1-2	.500	0	4	4	2.0	2	2	4	0	0	6	6.7
vs Southern California	12/18/2021		20:28	2-6	.333	1-4	.250	0-0	.000	0	1	1	1.9	1	0	1	0	0	5	6.5
Georgia St.	12/21/2021		28:21	4-9	.444	2-4	.500	2-2	1.000	1	6	7	2.4	3	1	1	0	1	12	7.0
Louisville	01/02/2022		25:30	6-13	.462	2-5	.400	0-0	.000	0	2	2	2.3	1	1	0	0	0	14	7.6
at Duke	01/04/2022	*	20:40	2-5	.400	1-1	1.000	2-2	1.000	0	3	3	2.4	5	2	3	0	0	7	7.5
Notre Dame	01/08/2022	*	37:58	3-8	.375	2-4	.500	2-2	1.000	1	0	1	2.3	3	4	0	0	2	10	7.7
at Boston College	01/12/2022	*	19:05	3-6	.500	0-0	.000	0-0	.000	0	2	2	2.3	1	1	0	0	0	6	7.6
at North Carolina	01/15/2022	*	21:45	2-5	.400	0-1	.000	2-2	1.000	0	1	1	2.2	1	0	0	0	0	6	7.5
Wake Forest	01/19/2022	*	25:42	2-4	.500	0-0	.000	0-0	.000	1	1	2	2.2	1	1	2	0	2	4	7.3
Clayton St.	01/23/2022	*	19:53	3-5	.600	1-3	.333	0-0	.000	0	1	1	2.1	0	5	1	0	3	7	7.3
Florida St.	01/26/2022	*	30:21	4-11	.364	2-6	.333	2-2	1.000	0	4	4	2.2	1	4	0	0	1	12	7.5
Miami (FL)	01/29/2022	*	24:29	0-5	.000	0-1	.000	0-1	.000	0	2	2	2.2	3	3	2	0	2	0	7.2
at Virginia Tech	02/02/2022	*	27:11	4-5	.800	1-1	1.000	0-0	.000	1	1	2	2.2	1	3	1	0	2	9	7.2
Clemson	02/05/2022	*	14:41	3-5	.600	1-2	.500	1-2	.500	0	5	5	2.3	1	2	1	1	0	8	7.3
at Miami (FL)	02/09/2022	*	25:22	5-11	.455	1-5	.200	1-1	1.000	0	3	3	2.3	5	4	3	0	2	12	7.5
at Virginia	02/12/2022	*	22:34	1-3	.333	0-0	.000	0-0	.000	0	3	3	2.4	0	0	0	0	1	2	7.3
NC State	02/15/2022	*	28:08	2-9	.222	2-5	.400	4-4	1.000	1	2	3	2.4	2	3	0	0	1	10	7.4
at Pittsburgh	02/19/2022	*	29:57	3-6	.500	1-2	.500	0-1	.000	0	3	3	2.4	2	5	3	0	1	7	7.3
at Syracuse	02/21/2022	*	32:09	3-8	.375	1-4	.250	0-0	.000	0	2	2	2.4	4	3	1	0	2	7	7.3
Virginia Tech	02/23/2022	*	33:23	3-8	.375	0-2	.000	0-0	.000	0	5	5	2.5	1	1	0	0	0	6	7.3
at Notre Dame	02/26/2022	*	26:06	3-7	.429	1-2	.500	4-4	1.000	0	1	1	2.4	3	1	0	0	0	11	7.4
at Clemson	03/02/2022	*	37:28	5-13	.385	2-8	.250	0-0	.000	0	4	4	2.5	1	5	2	0	4	12	7.6
Boston College	03/05/2022	*	38:17	2-8	.250	1-3	.333	2-2	1.000	1	2	3	2.5	3	3	2	0	0	7	7.5
<b>Totals</b>			<b>27 782:18</b>	<b>85-207</b>	<b>.411</b>	<b>25-75</b>	<b>.333</b>	<b>39-50</b>	<b>.780</b>	<b>7</b>	<b>71</b>	<b>78</b>	<b>2.5</b>	<b>53</b>	<b>72</b>	<b>38</b>	<b>2</b>	<b>30</b>	<b>234</b>	<b>7.5</b>

**Player Averages**

Games Played	Minutes/game	Points/game	FG Pct	3FG Pct	FT Pct	Rebounds/game	Assists/game	Turnovers/game	Assist/Turnover ratio	Steals/game	Blocks/game
31	25.2	7.5	41.1	33.3	78.0	2.5	2.3	1.2	1.9	1.0	0.1





**2021-22 Georgia Tech Men's Basketball  
Individual Game-by-Game  
All games**

**#2 GIGIBERIA, Saba**

Opponent	Date	GS	MIN	Total		3-Pointers		Free throws		Rebounds				PF	A	TO	BLK	STL	PTS	AVG
				FG-FGA	PCT	3FG-3FGA	PCT	FT-FTA	PCT	OFF	DEF	TOT	AVG							
Miami (OH)	11/09/2021		04:38	1-1	1.000	0-0	.000	0-0	.000	2	2	4	4.0	3	0	1	0	0	2	2.0
Stetson	11/12/2021		08:35	1-2	.500	0-0	.000	0-0	.000	0	1	1	2.5	0	0	0	0	1	2	2.0
at Georgia	11/19/2021		06:03	0-0	.000	0-0	.000	0-0	.000	0	1	1	2.0	0	0	1	0	0	0	1.3
Charleston So.	11/22/2021		12:42	2-3	.667	0-0	.000	2-2	1.000	1	3	4	2.5	1	3	0	2	1	6	2.5
Ga. Southern	11/26/2021		03:00	0-1	.000	0-0	.000	0-0	.000	0	0	0	2.0	2	0	1	0	1	0	2.0
Wisconsin	12/01/2021		03:38	0-0	.000	0-0	.000	0-0	.000	0	0	0	1.7	0	0	1	0	0	0	1.7
North Carolina	12/05/2021		02:42	0-0	.000	0-0	.000	0-0	.000	1	1	2	1.7	2	0	1	0	0	0	1.4
vs Southern California	12/18/2021		09:13	0-2	.000	0-0	.000	0-0	.000	0	5	5	2.1	1	0	0	1	0	0	1.3
Georgia St.	12/21/2021		13:39	1-1	1.000	0-0	.000	0-0	.000	0	3	3	2.2	1	0	3	2	0	2	1.3
at Duke	01/04/2022		14:06	2-6	.333	0-0	.000	2-4	.500	2	4	6	2.6	4	1	1	0	0	6	1.8
Notre Dame	01/08/2022		02:06	0-0	.000	0-0	.000	0-0	.000	0	1	1	2.5	0	1	0	0	0	0	1.6
at North Carolina	01/15/2022		14:01	2-3	.667	0-0	.000	0-2	.000	3	1	4	2.6	4	2	0	1	2	4	1.8
Wake Forest	01/19/2022	*	16:47	4-8	.500	0-0	.000	0-0	.000	1	0	1	2.5	1	3	2	0	0	8	2.3
Clayton St.	01/23/2022		06:02	3-5	.600	0-0	.000	2-2	1.000	2	1	3	2.5	2	1	0	0	0	8	2.7
at Virginia Tech	02/02/2022		00:02	0-1	.000	0-0	.000	0-0	.000	0	0	0	2.3	0	0	0	0	0	0	2.5
<b>Totals</b>		<b>1</b>	<b>117:14</b>	<b>16-33</b>	<b>.485</b>	<b>0-0</b>	<b>.000</b>	<b>6-10</b>	<b>.600</b>	<b>12</b>	<b>23</b>	<b>35</b>	<b>2.3</b>	<b>21</b>	<b>11</b>	<b>11</b>	<b>6</b>	<b>5</b>	<b>38</b>	<b>2.5</b>

**Player Averages**

Games Played	Minutes/game	Points/game	FG Pct	3FG Pct	FT Pct	Rebounds/game	Assists/game	Turnovers/game	Assist/Turnover ratio	Steals/game	Blocks/game
15	7.8	2.5	48.5	0.0	60.0	2.3	0.7	0.7	1.0	0.3	0.4



**2021-22 Georgia Tech Men's Basketball  
Individual Game-by-Game  
All games**

**#4 USHER, Jordan**

Opponent	Date	GS	MIN	Total		3-Pointers		Free throws		Rebounds				PF	A	TO	BLK	STL	PTS	AVG
				FG-FGA	PCT	3FG-3FGA	PCT	FT-FTA	PCT	OFF	DEF	TOT	AVG							
Miami (OH)	11/09/2021	*	36:06	4-12	.333	0-4	.000	4-4	1.000	0	9	9	9.0	5	3	3	1	1	12	12.0
Stetson	11/12/2021	*	30:01	7-10	.700	0-0	.000	0-2	.000	2	9	11	10.0	2	5	4	0	1	14	13.0
Lamar University	11/15/2021	*	31:55	6-16	.375	1-5	.200	2-4	.500	4	4	8	9.3	3	3	4	0	1	15	13.7
at Georgia	11/19/2021	*	35:49	9-14	.643	1-3	.333	2-2	1.000	0	4	4	8.0	3	2	2	2	1	21	15.5
Charleston So.	11/22/2021	*	35:26	9-15	.600	3-4	.750	3-4	.750	1	9	10	8.4	0	3	1	0	1	24	17.2
Ga. Southern	11/26/2021	*	36:25	4-11	.364	1-5	.200	0-3	.000	1	9	10	8.7	2	2	3	0	1	9	15.8
Wisconsin	12/01/2021	*	28:57	2-7	.286	1-4	.250	0-0	.000	0	2	2	7.7	4	0	2	0	0	5	14.3
North Carolina	12/05/2021	*	23:36	4-10	.400	0-1	.000	0-0	.000	1	2	3	7.1	2	1	2	0	0	8	13.5
vs LSU	12/11/2021	*	36:29	5-9	.556	1-4	.250	4-6	.667	0	6	6	7.0	2	2	6	0	4	15	13.7
vs Southern California	12/18/2021	*	28:59	5-14	.357	1-2	.500	0-0	.000	2	3	5	6.8	3	0	1	0	1	11	13.4
Georgia St.	12/21/2021	*	39:16	8-14	.571	5-6	.833	9-10	.900	2	9	11	7.2	3	0	1	0	3	30	14.9
Louisville	01/02/2022	*	38:13	6-11	.545	3-6	.500	2-2	1.000	1	5	6	7.1	2	4	2	0	2	17	15.1
at Duke	01/04/2022	*	33:34	4-9	.444	0-0	.000	3-4	.750	2	2	4	6.8	3	1	2	0	1	11	14.8
Notre Dame	01/08/2022	*	40:04	7-17	.412	2-7	.286	0-0	.000	1	13	14	7.4	2	6	5	0	0	16	14.9
at Boston College	01/12/2022	*	27:17	6-12	.500	1-4	.250	1-4	.250	1	4	5	7.2	5	4	3	0	2	14	14.8
at North Carolina	01/15/2022	*	29:54	9-16	.563	1-3	.333	3-3	1.000	0	7	7	7.2	4	3	1	0	2	22	15.3
Wake Forest	01/19/2022	*	22:40	5-10	.500	1-4	.250	2-6	.333	2	3	5	7.1	2	0	2	0	2	13	15.1
Clayton St.	01/23/2022	*	23:43	7-11	.636	2-4	.500	0-0	.000	2	3	5	6.9	0	1	2	0	1	16	15.2
Florida St.	01/26/2022	*	37:41	6-14	.429	3-7	.429	4-6	.667	1	7	8	7.0	3	5	0	0	5	19	15.4
Miami (FL)	01/29/2022	*	36:42	7-14	.500	1-6	.167	0-1	.000	1	9	10	7.2	2	6	3	0	0	15	15.4
at Virginia Tech	02/02/2022	*	26:18	3-12	.250	2-6	.333	0-0	.000	0	3	3	7.0	5	1	2	0	0	8	15.0
Clemson	02/05/2022	*	25:19	5-11	.455	2-5	.400	2-3	.667	1	3	4	6.8	3	2	4	0	3	14	15.0
at Miami (FL)	02/09/2022	*	28:01	6-10	.600	1-4	.250	3-4	.750	0	3	3	6.7	4	2	6	0	0	16	15.0
at Virginia	02/12/2022	*	36:27	3-8	.375	1-3	.333	4-5	.800	0	5	5	6.6	4	5	3	1	3	11	14.8
NC State	02/15/2022	*	24:01	3-12	.250	0-2	.000	2-2	1.000	0	3	3	6.4	0	2	3	0	0	8	14.6
at Pittsburgh	02/19/2022	*	31:01	4-9	.444	0-3	.000	2-2	1.000	1	7	8	6.5	3	5	2	0	4	10	14.4
at Syracuse	02/21/2022	*	29:33	6-13	.462	0-2	.000	2-2	1.000	6	7	13	6.7	3	5	5	0	0	14	14.4
Virginia Tech	02/23/2022	*	29:43	4-10	.400	1-4	.250	2-2	1.000	1	3	4	6.6	1	2	4	0	3	11	14.3
at Notre Dame	02/26/2022	*	27:25	6-8	.750	0-0	.000	4-4	1.000	1	3	4	6.6	1	2	1	0	2	16	14.3
at Clemson	03/02/2022	*	31:54	3-10	.300	1-3	.333	2-2	1.000	0	5	5	6.5	3	2	4	0	0	9	14.1
Boston College	03/05/2022	*	37:31	12-16	.750	2-4	.500	4-6	.667	3	5	8	6.5	2	5	2	1	1	30	14.6
<b>Totals</b>			<b>31 980:01</b>	<b>175-365</b>	<b>.479</b>	<b>38-115</b>	<b>.330</b>	<b>66-93</b>	<b>.710</b>	<b>37</b>	<b>166</b>	<b>203</b>	<b>6.5</b>	<b>81</b>	<b>84</b>	<b>85</b>	<b>5</b>	<b>45</b>	<b>454</b>	<b>14.6</b>

**Player Averages**

Games Played	Minutes/ game	Points/ game	FG Pct	3FG Pct	FT Pct	Rebounds/ game	Assists/ game	Turnovers/ game	Assist/Turnover ratio	Steals/ game	Blocks/ game
31	31.6	14.6	47.9	33.0	71.0	6.5	2.7	2.7	1.0	1.5	0.2



**2021-22 Georgia Tech Men's Basketball  
Individual Game-by-Game  
All games**

**#5 SMITH, Deivon**

Opponent	Date	GS	MIN	Total		3-Pointers		Free throws		Rebounds				PF	A	TO	BLK	STL	PTS	AVG
				FG-FGA	PCT	3FG-3FGA	PCT	FT-FTA	PCT	OFF	DEF	TOT	AVG							
Miami (OH)	11/09/2021		25:12	2-6	.333	0-0	.000	2-4	.500	1	1	2	2.0	4	3	3	0	1	6	6.0
Stetson	11/12/2021		21:29	4-11	.364	1-2	.500	0-0	.000	2	2	4	3.0	1	2	1	0	2	9	7.5
Lamar University	11/15/2021		21:40	2-6	.333	1-1	1.000	0-0	.000	0	2	2	2.7	3	5	1	0	0	5	6.7
at Georgia	11/19/2021		21:59	3-6	.500	1-2	.500	0-0	.000	1	2	3	2.8	4	4	2	0	2	7	6.8
Charleston So.	11/22/2021	*	30:05	4-12	.333	0-1	.000	3-5	.600	1	2	3	2.8	3	2	0	0	1	11	7.6
Wisconsin	12/01/2021		26:18	4-10	.400	0-0	.000	1-1	1.000	3	8	11	4.2	3	0	1	0	1	9	7.8
North Carolina	12/05/2021		15:31	2-6	.333	0-0	.000	0-0	.000	1	1	2	3.9	0	4	3	1	0	4	7.3
vs LSU	12/11/2021	*	20:04	0-6	.000	0-3	.000	0-0	.000	0	1	1	3.5	4	0	3	0	2	0	6.4
vs Southern California	12/18/2021	*	22:25	2-5	.400	0-2	.000	0-0	.000	0	5	5	3.7	2	1	1	0	2	4	6.1
Georgia St.	12/21/2021	*	20:49	2-5	.400	0-0	.000	0-0	.000	0	3	3	3.6	2	2	6	0	1	4	5.9
Louisville	01/02/2022	*	10:46	0-5	.000	0-0	.000	0-0	.000	1	0	1	3.4	1	0	0	0	0	0	5.4
Notre Dame	01/08/2022		07:02	1-3	.333	0-0	.000	0-0	.000	1	2	3	3.3	0	0	1	0	0	2	5.1
at Boston College	01/12/2022		24:17	3-4	.750	0-1	.000	3-4	.750	2	3	5	3.5	2	3	3	2	1	9	5.4
at North Carolina	01/15/2022		24:13	7-11	.636	1-1	1.000	1-4	.250	0	1	1	3.3	3	3	0	0	2	16	6.1
Wake Forest	01/19/2022		15:18	1-1	1.000	0-0	.000	0-0	.000	0	2	2	3.2	1	3	4	0	0	2	5.9
Clayton St.	01/23/2022		21:12	2-10	.200	0-0	.000	0-0	.000	4	1	5	3.3	2	2	1	1	1	4	5.8
Florida St.	01/26/2022		12:10	1-2	.500	0-0	.000	0-0	.000	1	0	1	3.2	0	0	3	0	1	2	5.5
Miami (FL)	01/29/2022		19:38	2-4	.500	0-0	.000	0-2	.000	2	3	5	3.3	1	3	1	0	1	4	5.4
at Virginia Tech	02/02/2022		18:31	3-7	.429	1-3	.333	2-2	1.000	0	2	2	3.2	0	2	0	0	2	9	5.6
Clemson	02/05/2022		25:44	6-10	.600	0-1	.000	4-5	.800	4	4	8	3.5	1	6	5	0	1	16	6.2
at Miami (FL)	02/09/2022		21:45	3-5	.600	0-1	.000	0-0	.000	0	7	7	3.6	2	0	2	1	1	6	6.1
at Virginia	02/12/2022		17:26	4-5	.800	0-0	.000	0-0	.000	1	2	3	3.6	3	0	0	0	0	8	6.2
NC State	02/15/2022		15:11	0-3	.000	0-0	.000	0-0	.000	0	1	1	3.5	1	1	0	0	3	0	6.0
at Pittsburgh	02/19/2022		13:28	0-1	.000	0-0	.000	0-0	.000	0	1	1	3.4	1	2	1	0	0	0	5.7
<b>Totals</b>		<b>5</b>	<b>472:12</b>	<b>58-144</b>	<b>.403</b>	<b>5-18</b>	<b>.278</b>	<b>16-27</b>	<b>.593</b>	<b>25</b>	<b>56</b>	<b>81</b>	<b>3.4</b>	<b>44</b>	<b>48</b>	<b>42</b>	<b>5</b>	<b>25</b>	<b>137</b>	<b>5.7</b>

**Player Averages**

Games Played	Minutes/ game	Points/ game	FG Pct	3FG Pct	FT Pct	Rebounds/ game	Assists/ game	Turnovers/ game	Assist/Turnover ratio	Steals/ game	Blocks/ game
24	19.7	5.7	40.3	27.8	59.3	3.4	2.0	1.8	1.1	1.0	0.2



**2021-22 Georgia Tech Men's Basketball  
Individual Game-by-Game  
All games**

**#10 COLEMAN, Dallan "Deebo"**

Opponent	Date	GS	MIN	Total		3-Pointers		Free throws		Rebounds				PF	A	TO	BLK	STL	PTS	AVG
				FG-FGA	PCT	3FG-3FGA	PCT	FT-FTA	PCT	OFF	DEF	TOT	AVG							
Miami (OH)	11/09/2021		17:08	1-2	.500	0-1	.000	2-2	1.000	0	3	3	3.0	5	0	1	0	0	4	4.0
Stetson	11/12/2021		24:20	4-7	.571	4-6	.667	0-0	.000	0	2	2	2.5	0	1	3	0	0	12	8.0
Lamar University	11/15/2021		30:07	6-8	.750	5-7	.714	2-3	.667	0	2	2	2.3	3	3	0	0	1	19	11.7
at Georgia	11/19/2021		23:25	2-4	.500	1-2	.500	0-0	.000	0	2	2	2.3	2	0	0	0	0	5	10.0
Charleston So.	11/22/2021		16:56	1-3	.333	0-2	.000	1-2	.500	0	1	1	2.0	3	0	2	0	0	3	8.6
Ga. Southern	11/26/2021	*	24:36	1-3	.333	1-2	.500	0-0	.000	0	2	2	2.0	2	0	1	0	0	3	7.7
Wisconsin	12/01/2021		21:47	0-2	.000	0-0	.000	2-2	1.000	2	3	5	2.4	1	1	0	1	3	2	6.9
North Carolina	12/05/2021		25:08	5-7	.714	3-4	.750	0-0	.000	0	1	1	2.3	1	0	0	0	3	13	7.6
vs LSU	12/11/2021		19:32	1-3	.333	0-1	.000	0-0	.000	1	0	1	2.1	3	1	0	0	1	2	7.0
vs Southern California	12/18/2021		24:19	1-5	.200	1-2	.500	0-0	.000	0	0	0	1.9	2	1	1	0	0	3	6.6
Louisville	01/02/2022		18:14	0-2	.000	0-2	.000	2-2	1.000	0	1	1	1.8	2	0	0	0	1	2	6.2
at Duke	01/04/2022		20:40	1-5	.200	1-2	.500	0-0	.000	0	1	1	1.8	3	0	0	1	0	3	5.9
Notre Dame	01/08/2022		23:29	1-5	.200	1-5	.200	3-4	.750	0	2	2	1.8	2	1	1	0	3	6	5.9
at Boston College	01/12/2022	*	29:32	4-8	.500	3-6	.500	0-0	.000	3	2	5	2.0	4	2	1	0	2	11	6.3
at North Carolina	01/15/2022	*	22:32	1-6	.167	0-2	.000	0-0	.000	0	1	1	1.9	3	0	1	0	0	2	6.0
Wake Forest	01/19/2022		20:48	2-9	.222	1-5	.200	0-0	.000	0	3	3	2.0	0	0	0	0	3	5	5.9
Clayton St.	01/23/2022		23:30	4-5	.800	4-5	.800	0-0	.000	0	2	2	2.0	3	0	0	0	1	12	6.3
Florida St.	01/26/2022		25:29	5-8	.625	3-5	.600	1-2	.500	0	2	2	2.0	2	0	0	0	0	14	6.7
Miami (FL)	01/29/2022		26:00	1-6	.167	1-4	.250	0-0	.000	0	1	1	1.9	2	1	1	0	3	3	6.5
at Virginia Tech	02/02/2022		24:33	2-5	.400	1-2	.500	1-1	1.000	0	2	2	2.0	2	1	0	0	0	6	6.5
Clemson	02/05/2022		21:21	3-8	.375	3-7	.429	0-0	.000	0	1	1	1.9	3	1	3	0	0	9	6.6
at Miami (FL)	02/09/2022		31:28	6-10	.600	3-7	.429	0-0	.000	1	0	1	1.9	3	1	1	0	3	15	7.0
at Virginia	02/12/2022		23:34	0-2	.000	0-1	.000	0-0	.000	0	2	2	1.9	3	0	2	1	1	0	6.7
NC State	02/15/2022		27:12	1-6	.167	1-4	.250	0-0	.000	0	2	2	1.9	3	0	0	0	0	3	6.5
at Pittsburgh	02/19/2022		23:39	2-7	.286	2-4	.500	2-2	1.000	1	0	1	1.8	3	1	0	0	0	8	6.6
at Syracuse	02/21/2022		17:60	2-4	.500	2-4	.500	2-3	.667	1	1	2	1.8	2	0	1	0	0	8	6.7
Virginia Tech	02/23/2022		24:58	2-4	.500	1-1	1.000	1-2	.500	2	1	3	1.9	2	1	0	0	0	6	6.6
at Notre Dame	02/26/2022		24:37	0-8	.000	0-6	.000	1-2	.500	1	0	1	1.9	3	0	0	0	2	1	6.4
at Clemson	03/02/2022	*	34:46	3-5	.600	1-3	.333	1-1	1.000	0	2	2	1.9	0	1	0	0	0	8	6.5
Boston College	03/05/2022		17:18	1-2	.500	0-1	.000	0-0	.000	0	0	0	1.8	3	0	1	0	1	2	6.3
<b>Totals</b>		<b>4</b>	<b>708:57</b>	<b>63-159</b>	<b>.396</b>	<b>43-103</b>	<b>.417</b>	<b>21-28</b>	<b>.750</b>	<b>12</b>	<b>42</b>	<b>54</b>	<b>1.8</b>	<b>70</b>	<b>17</b>	<b>20</b>	<b>3</b>	<b>28</b>	<b>190</b>	<b>6.3</b>

**Player Averages**

Games Played	Minutes/game	Points/game	FG Pct	3FG Pct	FT Pct	Rebounds/game	Assists/game	Turnovers/game	Assist/Turnover ratio	Steals/game	Blocks/game
30	23.6	6.3	39.6	41.7	75.0	1.8	0.6	0.7	0.9	0.9	0.1





2021-22 Georgia Tech Men's Basketball  
Individual Game-by-Game  
All games

#11 MAXWELL, Tristan

Opponent	Date	GS	MIN	Total		3-Pointers		Free throws		Rebounds				PF	A	TO	BLK	STL	PTS	AVG
				FG-FGA	PCT	3FG-3FGA	PCT	FT-FTA	PCT	OFF	DEF	TOT	AVG							
Georgia St.	12/21/2021		04:23	1-2	.500	0-1	.000	0-0	.000	1	0	1	1.0	0	0	0	0	0	2	2.0
Notre Dame	01/08/2022		13:22	2-6	.333	0-2	.000	0-0	.000	0	0	0	0.5	1	0	0	0	0	4	3.0
at Boston College	01/12/2022		25:56	7-11	.636	7-11	.636	1-2	.500	0	1	1	0.7	3	0	1	0	0	22	9.3
at North Carolina	01/15/2022		23:17	0-6	.000	0-3	.000	0-0	.000	0	2	2	1.0	1	1	1	0	0	0	7.0
Wake Forest	01/19/2022		10:56	1-7	.143	1-3	.333	1-2	.500	1	3	4	1.6	0	1	1	0	1	4	6.4
<b>Totals</b>		<b>0</b>	<b>77:54</b>	<b>11-32</b>	<b>.344</b>	<b>8-20</b>	<b>.400</b>	<b>2-4</b>	<b>.500</b>	<b>2</b>	<b>6</b>	<b>8</b>	<b>1.6</b>	<b>5</b>	<b>2</b>	<b>3</b>	<b>0</b>	<b>1</b>	<b>32</b>	<b>6.4</b>

Player Averages

Games Played	Minutes/game	Points/game	FG Pct	3FG Pct	FT Pct	Rebounds/game	Assists/game	Turnovers/game	Assist/Turnover ratio	Steals/game	Blocks/game
5	15.6	6.4	34.4	40.0	50.0	1.6	0.4	0.6	0.7	0.2	0.0



**2021-22 Georgia Tech Men's Basketball  
Individual Game-by-Game  
All games**

**#12 MOORE, Khalid**

Opponent	Date	GS	MIN	Total		3-Pointers		Free throws		Rebounds				PF	A	TO	BLK	STL	PTS	AVG	
				FG-FGA	PCT	3FG-3FGA	PCT	FT-FTA	PCT	OFF	DEF	TOT	AVG								
Miami (OH)	11/09/2021	*	21:31	2-9	.222	0-5	.000	1-1	1.000	2	1	3	3.0	2	1	1	0	3	5	5.0	
Stetson	11/12/2021	*	17:36	2-6	.333	0-1	.000	1-1	1.000	2	1	3	3.0	2	1	3	0	2	5	5.0	
Lamar University	11/15/2021	*	19:59	2-6	.333	1-3	.333	0-0	.000	0	5	5	3.7	2	0	0	0	0	5	5.0	
at Georgia	11/19/2021	*	20:39	0-0	.000	0-0	.000	2-2	1.000	2	3	5	4.0	4	0	2	0	0	2	4.3	
Charleston So.	11/22/2021	*	26:17	2-4	.500	0-0	.000	0-0	.000	3	3	6	4.4	0	0	2	0	2	4	4.2	
Ga. Southern	11/26/2021	*	23:52	1-3	.333	0-0	.000	0-0	.000	1	2	3	4.2	1	0	1	0	0	2	3.8	
Wisconsin	12/01/2021	*	22:24	3-3	1.000	0-0	.000	2-2	1.000	0	2	2	3.9	4	0	0	0	0	8	4.4	
North Carolina	12/05/2021	*	30:18	5-8	.625	2-3	.667	1-2	.500	0	3	3	3.8	1	1	1	1	3	13	5.5	
vs LSU	12/11/2021	*	32:43	3-4	.750	0-1	.000	1-2	.500	3	2	5	3.9	3	0	2	0	1	7	5.7	
vs Southern California	12/18/2021	*	25:13	1-3	.333	0-0	.000	0-0	.000	5	3	8	4.3	4	2	1	0	1	2	5.3	
Georgia St.	12/21/2021	*	33:02	3-7	.429	0-0	.000	5-6	.833	3	3	6	4.5	1	2	1	0	0	11	5.8	
Louisville	01/02/2022	*	28:52	3-5	.600	0-0	.000	0-2	.000	0	4	4	4.4	1	2	1	1	1	6	5.8	
at Duke	01/04/2022	*	23:59	3-9	.333	1-2	.500	0-0	.000	0	2	2	4.2	5	0	0	2	0	7	5.9	
Notre Dame	01/08/2022	*	35:34	3-9	.333	0-2	.000	2-3	.667	2	2	4	4.2	1	0	0	1	0	8	6.1	
at Boston College	01/12/2022	*	21:02	0-3	.000	0-0	.000	2-2	1.000	1	3	4	4.2	4	2	2	0	3	2	5.8	
at North Carolina	01/15/2022	*	22:15	2-3	.667	0-0	.000	1-2	.500	1	1	2	4.1	0	1	2	0	1	5	5.8	
Wake Forest	01/19/2022	*	27:39	1-3	.333	0-1	.000	2-2	1.000	2	1	3	4.0	3	1	0	0	1	4	5.6	
Clayton St.	01/23/2022	*	17:49	3-5	.600	1-1	1.000	2-2	1.000	1	3	4	4.0	0	1	0	0	2	9	5.8	
Florida St.	01/26/2022	*	26:19	1-2	.500	0-0	.000	7-10	.700	1	1	2	3.9	5	1	1	0	5	9	6.0	
Miami (FL)	01/29/2022	*	35:05	9-12	.750	0-0	.000	1-2	.500	2	1	3	3.9	4	0	2	0	1	19	6.7	
at Virginia Tech	02/02/2022	*	21:33	0-6	.000	0-2	.000	0-0	.000	2	1	3	3.8	4	0	1	0	1	0	6.3	
Clemson	02/05/2022	*	22:37	2-4	.500	0-0	.000	1-1	1.000	0	2	2	3.7	0	1	0	0	1	5	6.3	
at Miami (FL)	02/09/2022	*	21:18	0-2	.000	0-0	.000	0-0	.000	1	1	2	3.7	5	1	0	0	0	0	6.0	
at Virginia	02/12/2022	*	16:26	0-3	.000	0-0	.000	1-2	.500	1	1	2	3.6	1	0	0	0	0	1	5.8	
NC State	02/15/2022	*	22:28	2-3	.667	0-0	.000	0-1	.000	0	4	4	3.6	1	0	4	0	1	4	5.7	
at Pittsburgh	02/19/2022	*	25:29	3-6	.500	1-2	.500	0-0	.000	0	4	4	3.6	2	1	0	1	0	7	5.8	
at Syracuse	02/21/2022	*	29:09	0-5	.000	0-0	.000	1-2	.500	2	4	6	3.7	0	1	2	0	1	1	5.6	
Virginia Tech	02/23/2022	*	13:14	1-4	.250	0-1	.000	0-0	.000	0	0	0	3.6	0	1	1	0	1	2	5.5	
at Notre Dame	02/26/2022	*	13:30	0-3	.000	0-0	.000	0-0	.000	0	1	1	3.5	1	0	1	0	0	0	5.3	
at Clemson	03/02/2022		13:40	2-7	.286	0-2	.000	1-1	1.000	1	1	2	3.4	2	1	1	1	0	5	5.3	
Boston College	03/05/2022	*	27:50	2-3	.667	0-1	.000	0-2	.000	0	2	2	3.4	5	1	2	0	1	4	5.2	
<b>Totals</b>			<b>30</b>	<b>739:23</b>	<b>61-150</b>	<b>.407</b>	<b>6-27</b>	<b>.222</b>	<b>34-50</b>	<b>.680</b>	<b>38</b>	<b>67</b>	<b>105</b>	<b>3.4</b>	<b>68</b>	<b>22</b>	<b>34</b>	<b>7</b>	<b>32</b>	<b>162</b>	<b>5.2</b>

**Player Averages**

Games Played	Minutes/ game	Points/ game	FG Pct	3FG Pct	FT Pct	Rebounds/ game	Assists/ game	Turnovers/ game	Assist/Turnover ratio	Steals/ game	Blocks/ game
31	23.9	5.2	40.7	22.2	68.0	3.4	0.7	1.1	0.6	1.0	0.2



**2021-22 Georgia Tech Men's Basketball  
Individual Game-by-Game  
All games**

**#13 KELLY, Miles**

Opponent	Date	GS	MIN	Total		3-Pointers		Free throws		Rebounds				PF	A	TO	BLK	STL	PTS	AVG
				FG-FGA	PCT	3FG-3FGA	PCT	FT-FTA	PCT	OFF	DEF	TOT	AVG							
Miami (OH)	11/09/2021		04:15	0-1	.000	0-1	.000	0-0	.000	0	0	0	0.0	1	0	0	0	0	0	0.0
Stetson	11/12/2021		13:55	3-7	.429	1-4	.250	0-0	.000	1	0	1	0.5	0	1	1	0	1	7	3.5
Lamar University	11/15/2021		10:16	3-4	.750	1-2	.500	0-0	.000	0	0	0	0.3	0	1	1	0	0	7	4.7
at Georgia	11/19/2021		13:52	1-2	.500	1-2	.500	1-2	.500	0	3	3	1.0	2	0	1	1	0	4	4.5
Charleston So.	11/22/2021		19:07	4-6	.667	0-2	.000	0-0	.000	0	1	1	1.0	1	2	0	0	2	8	5.2
Ga. Southern	11/26/2021		10:53	0-2	.000	0-2	.000	0-0	.000	1	1	2	1.2	2	0	1	0	0	0	4.3
Wisconsin	12/01/2021		04:31	0-1	.000	0-1	.000	0-0	.000	0	2	2	1.3	1	0	0	0	0	0	3.7
North Carolina	12/05/2021		12:39	0-4	.000	0-2	.000	0-0	.000	0	1	1	1.3	2	0	1	0	0	0	3.3
vs LSU	12/11/2021		09:34	2-4	.500	0-2	.000	0-0	.000	0	0	0	1.1	0	1	1	0	1	4	3.3
vs Southern California	12/18/2021		15:31	1-7	.143	0-3	.000	0-0	.000	0	0	0	1.0	2	0	0	0	0	2	3.2
Georgia St.	12/21/2021		26:15	1-5	.200	1-3	.333	0-0	.000	1	2	3	1.2	0	0	3	0	0	3	3.2
Louisville	01/02/2022		09:35	0-2	.000	0-2	.000	0-0	.000	0	0	0	1.1	3	0	1	0	1	0	2.9
Notre Dame	01/08/2022		05:04	1-3	.333	0-1	.000	0-0	.000	0	1	1	1.1	0	0	0	0	0	2	2.8
at Boston College	01/12/2022		13:52	1-3	.333	0-1	.000	2-2	1.000	0	2	2	1.1	1	1	1	0	0	4	2.9
at North Carolina	01/15/2022		10:58	2-3	.667	1-2	.500	0-0	.000	0	0	0	1.1	0	0	0	0	0	5	3.1
Wake Forest	01/19/2022		10:44	0-0	.000	0-0	.000	1-1	1.000	0	3	3	1.2	0	0	2	1	0	1	2.9
Clayton St.	01/23/2022		21:25	2-5	.400	2-3	.667	0-0	.000	0	1	1	1.2	3	1	0	0	0	6	3.1
Miami (FL)	01/29/2022		15:38	3-6	.500	3-6	.500	0-0	.000	0	0	0	1.1	2	0	0	0	1	9	3.4
at Virginia Tech	02/02/2022		13:06	0-2	.000	0-2	.000	0-0	.000	0	3	3	1.2	3	0	2	0	0	0	3.3
Clemson	02/05/2022		23:00	3-5	.600	3-5	.600	1-2	.500	1	2	3	1.3	0	0	2	0	0	10	3.6
at Miami (FL)	02/09/2022		17:41	0-1	.000	0-0	.000	1-2	.500	0	0	0	1.2	1	2	1	0	2	1	3.5
at Virginia	02/12/2022		04:50	1-1	1.000	0-0	.000	0-0	.000	0	0	0	1.2	0	0	0	0	0	2	3.4
NC State	02/15/2022		06:47	1-4	.250	0-3	.000	0-1	.000	0	2	2	1.2	1	0	1	0	2	2	3.3
at Pittsburgh	02/19/2022		01:39	0-1	.000	0-1	.000	0-0	.000	0	0	0	1.2	1	0	0	0	0	0	3.2
at Syracuse	02/21/2022		21:11	2-5	.400	2-5	.400	0-0	.000	0	4	4	1.3	0	2	0	0	0	6	3.3
Virginia Tech	02/23/2022		12:19	1-3	.333	1-1	1.000	0-0	.000	0	0	0	1.2	0	0	0	0	1	3	3.3
at Notre Dame	02/26/2022		29:24	3-10	.300	3-8	.375	0-0	.000	1	2	3	1.3	1	0	0	0	1	9	3.5
at Clemson	03/02/2022		10:23	2-4	.500	1-2	.500	0-0	.000	2	3	5	1.4	0	1	0	0	0	5	3.6
Boston College	03/05/2022		33:49	4-8	.500	3-5	.600	5-6	.833	0	3	3	1.5	2	2	0	1	2	16	4.0
<b>Totals</b>		<b>0</b>	<b>402:14</b>	<b>41-109</b>	<b>.376</b>	<b>23-71</b>	<b>.324</b>	<b>11-16</b>	<b>.688</b>	<b>7</b>	<b>36</b>	<b>43</b>	<b>1.5</b>	<b>29</b>	<b>14</b>	<b>19</b>	<b>3</b>	<b>14</b>	<b>116</b>	<b>4.0</b>

**Player Averages**

Games Played	Minutes/ game	Points/ game	FG Pct	3FG Pct	FT Pct	Rebounds/ game	Assists/ game	Turnovers/ game	Assist/Turnover ratio	Steals/ game	Blocks/ game
29	13.9	4.0	37.6	32.4	68.8	1.5	0.5	0.7	0.7	0.5	0.1



2021-22 Georgia Tech Men's Basketball  
Individual Game-by-Game  
All games

#14 MOORE, Jalon

Opponent	Date	GS	MIN	Total		3-Pointers		Free throws		Rebounds				PF	A	TO	BLK	STL	PTS	AVG
				FG-FGA	PCT	3FG-3FGA	PCT	FT-FTA	PCT	OFF	DEF	TOT	AVG							
Stetson	11/12/2021		04:16	2-6	.333	0-0	.000	0-0	.000	0	2	2	2.0	1	0	0	0	0	4	4.0
Ga. Southern	11/26/2021		05:34	0-1	.000	0-0	.000	0-2	.000	1	1	2	2.0	0	0	0	1	0	0	2.0
Louisville	01/02/2022		00:42	0-0	.000	0-0	.000	0-0	.000	0	0	0	1.3	0	0	0	0	0	0	1.3
at North Carolina	01/15/2022		03:34	1-1	1.000	0-0	.000	1-1	1.000	0	2	2	1.5	1	0	0	0	0	3	1.8
Clayton St.	01/23/2022		13:12	5-6	.833	1-1	1.000	2-2	1.000	3	3	6	2.4	0	0	2	1	1	13	4.0
at Virginia Tech	02/02/2022		07:32	0-0	.000	0-0	.000	0-0	.000	1	1	2	2.3	3	0	1	0	0	0	3.3
at Virginia	02/12/2022		02:24	0-0	.000	0-0	.000	0-0	.000	0	0	0	2.0	1	0	1	0	0	0	2.9
NC State	02/15/2022		06:07	1-2	.500	0-0	.000	0-0	.000	0	0	0	1.8	1	0	0	1	1	2	2.8
at Syracuse	02/21/2022		15:17	1-4	.250	0-0	.000	2-4	.500	1	3	4	2.0	1	2	0	1	0	4	2.9
Virginia Tech	02/23/2022		16:29	1-3	.333	1-2	.500	1-2	.500	0	2	2	2.0	0	0	1	2	0	4	3.0
at Notre Dame	02/26/2022		16:15	1-5	.200	0-1	.000	0-1	.000	1	1	2	2.0	3	1	2	2	0	2	2.9
Boston College	03/05/2022		06:20	1-1	1.000	1-1	1.000	0-0	.000	0	1	1	1.9	1	0	1	0	0	3	2.9
<b>Totals</b>		<b>0</b>	<b>97:41</b>	<b>13-29</b>	<b>.448</b>	<b>3-5</b>	<b>.600</b>	<b>6-12</b>	<b>.500</b>	<b>7</b>	<b>16</b>	<b>23</b>	<b>1.9</b>	<b>12</b>	<b>3</b>	<b>8</b>	<b>8</b>	<b>2</b>	<b>35</b>	<b>2.9</b>

Player Averages

Games Played	Minutes/game	Points/game	FG Pct	3FG Pct	FT Pct	Rebounds/game	Assists/game	Turnovers/game	Assist/Turnover ratio	Steals/game	Blocks/game
12	8.1	2.9	44.8	60.0	50.0	1.9	0.3	0.7	0.4	0.2	0.7





**2021-22 Georgia Tech Men's Basketball  
Individual Game-by-Game  
All games**

**#23 MEKA, Jordan**

Opponent	Date	GS	MIN	Total		3-Pointers		Free throws		Rebounds				PF	A	TO	BLK	STL	PTS	AVG
				FG-FGA	PCT	3FG-3FGA	PCT	FT-FTA	PCT	OFF	DEF	TOT	AVG							
Stetson	11/12/2021		04:27	0-0	.000	0-0	.000	0-0	.000	0	1	1	1.0	0	0	0	0	0	0	0.0
Lamar University	11/15/2021		04:57	0-1	.000	0-0	.000	0-0	.000	0	1	1	1.0	1	0	0	0	0	0	0.0
Georgia St.	12/21/2021		21:19	0-2	.000	0-0	.000	0-0	.000	1	6	7	3.0	4	2	1	2	0	0	0.0
Louisville	01/02/2022	*	20:15	1-1	1.000	0-0	.000	0-0	.000	2	2	4	3.3	5	1	0	2	0	2	0.5
at Duke	01/04/2022	*	21:24	1-6	.167	0-0	.000	0-0	.000	4	4	8	4.2	3	0	0	3	0	2	0.8
Notre Dame	01/08/2022	*	17:38	0-1	.000	0-0	.000	0-0	.000	2	3	5	4.3	2	0	2	1	0	0	0.7
at Boston College	01/12/2022		01:33	0-0	.000	0-0	.000	0-0	.000	0	0	0	3.7	0	0	0	0	0	0	0.6
Clayton St.	01/23/2022		14:22	2-3	.667	0-0	.000	0-0	.000	2	3	5	3.9	4	3	0	0	2	4	1.0
Clemson	02/05/2022		27:17	1-5	.200	0-0	.000	0-0	.000	2	3	5	4.0	4	0	0	0	3	2	1.1
at Miami (FL)	02/09/2022		15:20	0-1	.000	0-0	.000	0-0	.000	1	4	5	4.1	4	1	1	2	1	0	1.0
at Virginia	02/12/2022	*	09:37	1-2	.500	0-0	.000	0-0	.000	0	0	0	3.7	1	0	0	0	0	2	1.1
NC State	02/15/2022		02:19	0-0	.000	0-0	.000	0-0	.000	0	0	0	3.4	0	0	0	0	0	0	1.0
at Pittsburgh	02/19/2022		05:12	0-2	.000	0-0	.000	0-0	.000	0	0	0	3.2	3	0	0	0	0	0	0.9
Virginia Tech	02/23/2022		16:32	0-2	.000	0-0	.000	0-0	.000	0	3	3	3.1	2	2	1	1	0	0	0.9
<b>Totals</b>		<b>4</b>	<b>182:12</b>	<b>6-26</b>	<b>.231</b>	<b>0-0</b>	<b>.000</b>	<b>0-0</b>	<b>.000</b>	<b>14</b>	<b>30</b>	<b>44</b>	<b>3.1</b>	<b>33</b>	<b>9</b>	<b>5</b>	<b>11</b>	<b>6</b>	<b>12</b>	<b>0.9</b>

**Player Averages**

Games Played	Minutes/game	Points/game	FG Pct	3FG Pct	FT Pct	Rebounds/game	Assists/game	Turnovers/game	Assist/Turnover ratio	Steals/game	Blocks/game
14	13.0	0.9	23.1	0.0	0.0	3.1	0.6	0.4	1.8	0.4	0.8



**2021-22 Georgia Tech Men's Basketball  
Individual Game-by-Game  
All games**

**#24 HOWARD, Rodney**

Opponent	Date	GS	MIN	Total		3-Pointers		Free throws		Rebounds				PF	A	TO	BLK	STL	PTS	AVG	
				FG-FGA	PCT	3FG-3FGA	PCT	FT-FTA	PCT	OFF	DEF	TOT	AVG								
Miami (OH)	11/09/2021	*	30:36	5-7	.714	0-0	.000	0-1	.000	3	11	14	14.0	3	0	2	1	0	10	10.0	
Stetson	11/12/2021	*	25:40	1-1	1.000	0-0	.000	0-0	.000	0	4	4	9.0	2	3	1	1	0	2	6.0	
Lamar University	11/15/2021	*	27:25	4-9	.444	0-0	.000	1-2	.500	3	5	8	8.7	3	3	2	1	0	9	7.0	
at Georgia	11/19/2021	*	25:57	4-8	.500	0-0	.000	0-0	.000	5	2	7	8.3	5	4	1	1	1	8	7.3	
Charleston So.	11/22/2021	*	27:18	6-6	1.000	0-0	.000	0-0	.000	2	4	6	7.8	4	3	3	0	0	12	8.2	
Ga. Southern	11/26/2021	*	35:59	4-7	.571	0-0	.000	2-5	.400	4	2	6	7.5	2	3	1	1	2	10	8.5	
Wisconsin	12/01/2021	*	36:22	2-7	.286	0-0	.000	5-8	.625	3	2	5	7.1	3	1	2	2	0	9	8.6	
North Carolina	12/05/2021	*	30:02	0-0	.000	0-0	.000	0-0	.000	0	2	2	6.5	4	0	2	1	0	0	7.5	
vs LSU	12/11/2021	*	28:22	3-11	.273	0-0	.000	1-2	.500	1	2	3	6.1	4	2	0	4	0	7	7.4	
vs Southern California	12/18/2021	*	19:38	0-0	.000	0-0	.000	1-2	.500	1	2	3	5.8	1	0	2	0	0	1	6.8	
Georgia St.	12/21/2021	*	07:49	0-0	.000	0-0	.000	0-0	.000	1	1	2	5.5	0	1	2	0	0	0	6.2	
Wake Forest	01/19/2022	*	16:25	0-2	.000	0-0	.000	1-2	.500	2	2	4	5.3	0	3	0	1	1	1	5.8	
Clayton St.	01/23/2022	*	09:12	1-2	.500	0-0	.000	2-2	1.000	2	1	3	5.2	5	0	1	0	1	4	5.6	
Florida St.	01/26/2022	*	30:31	2-3	.667	0-0	.000	0-0	.000	4	3	7	5.3	4	0	2	0	0	4	5.5	
Miami (FL)	01/29/2022	*	11:07	0-1	.000	0-0	.000	0-0	.000	0	0	0	4.9	4	0	2	0	1	0	5.1	
at Virginia Tech	02/02/2022	*	23:46	1-3	.333	0-0	.000	2-2	1.000	2	4	6	5.0	3	1	1	2	2	4	5.1	
Clemson	02/05/2022	*	07:35	1-2	.500	0-0	.000	0-0	.000	0	1	1	4.8	0	1	0	0	1	2	4.9	
at Miami (FL)	02/09/2022	*	02:07	0-0	.000	0-0	.000	0-0	.000	0	0	0	4.5	0	0	0	0	0	0	4.6	
at Virginia	02/12/2022	*	29:30	5-7	.714	0-0	.000	0-0	.000	2	3	5	4.5	4	3	3	0	0	10	4.9	
NC State	02/15/2022	*	32:27	7-8	.875	0-0	.000	0-1	.000	5	6	11	4.9	5	1	0	2	0	14	5.4	
at Pittsburgh	02/19/2022	*	33:13	6-9	.667	0-0	.000	2-2	1.000	4	3	7	5.0	5	1	1	0	1	14	5.8	
at Syracuse	02/21/2022	*	36:08	7-12	.583	0-0	.000	5-6	.833	3	7	10	5.2	5	1	3	2	0	19	6.4	
Virginia Tech	02/23/2022	*	18:51	3-5	.600	0-0	.000	2-2	1.000	2	2	4	5.1	5	0	1	0	0	8	6.4	
at Notre Dame	02/26/2022	*	36:12	5-10	.500	0-0	.000	0-1	.000	3	5	8	5.3	1	0	0	1	0	10	6.6	
at Clemson	03/02/2022	*	34:10	4-7	.571	0-0	.000	3-5	.600	3	1	4	5.2	3	3	4	0	0	11	6.8	
Boston College	03/05/2022	*	33:02	1-2	.500	0-0	.000	0-1	.000	1	2	3	5.1	4	3	3	0	1	2	6.6	
<b>Totals</b>			<b>24</b>	<b>649:25</b>	<b>72-129</b>	<b>.558</b>	<b>0-0</b>	<b>.000</b>	<b>27-44</b>	<b>.614</b>	<b>56</b>	<b>77</b>	<b>133</b>	<b>5.1</b>	<b>79</b>	<b>37</b>	<b>39</b>	<b>20</b>	<b>11</b>	<b>171</b>	<b>6.6</b>

**Player Averages**

Games Played	Minutes/game	Points/game	FG Pct	3FG Pct	FT Pct	Rebounds/game	Assists/game	Turnovers/game	Assist/Turnover ratio	Steals/game	Blocks/game
26	25.0	6.6	55.8	0.0	61.4	5.1	1.4	1.5	0.9	0.4	0.8



**BOYD, Coleman**

				Field Goals		3-Point		F-Throws		Rebounds									Scoring	
SEASON	TEAM	GP-GS	MIN/AVG	FG-FGA	FG%	3FG-3FGA	3FG%	FT-FTA	FT%	OFF	DEF	TOT	AVG	PF-FO	A	TO	BLK	STL	PTS	AVG
2019-20	GaTech	4-0	7/1.8	2-5	.400	1-4	.250	0-0	.000	0	2	2	0.5	1-0	3	0	0	1	5	1.3
2020-21	GaTech	2-0	2/1.0	0-0	.000	0-0	.000	0-0	.000	0	0	0	0.0	0-0	0	0	0	0	0	0.0
2021-22	GaTech	1-0	1/1.3	0-0	.000	0-0	.000	0-0	.000	0	0	0	0.0	0-0	1	0	0	0	0	0.0
<b>TOTAL</b>		<b>7-0</b>	<b>11/1.5</b>	<b>2-5</b>	<b>.400</b>	<b>1-4</b>	<b>.250</b>	<b>0-0</b>	<b>.000</b>	<b>0</b>	<b>2</b>	<b>2</b>	<b>0.3</b>	<b>1-0</b>	<b>4</b>	<b>0</b>	<b>0</b>	<b>1</b>	<b>5</b>	<b>0.7</b>

**Single Game Highs**

Statistic	Value	
Points	3	vs Morehouse 01/28/20
Rebounds	1	vs Elon 11/11/19, vs Virginia Tech 02/04/20
Assists	2	vs Morehouse 01/28/20
Steals	1	vs Morehouse 01/28/20
FG Made	1	vs Morehouse 01/28/20, at Hawaii 12/25/19
FG Attempts	3	vs Morehouse 01/28/20
3FG Made	1	vs Morehouse 01/28/20
3FG Attempts	3	vs Morehouse 01/28/20

**COLEMAN, Dallan "deebo"**

				Field Goals		3-Point		F-Throws		Rebounds									Scoring	
SEASON	TEAM	GP-GS	MIN/AVG	FG-FGA	FG%	3FG-3FGA	3FG%	FT-FTA	FT%	OFF	DEF	TOT	AVG	PF-FO	A	TO	BLK	STL	PTS	AVG
2021-22	GaTech	30-4	709/23.6	63-159	.396	43-103	.417	21-28	.750	12	42	54	1.8	70-1	17	20	3	28	190	6.3
<b>TOTAL</b>		<b>30-4</b>	<b>709/23.6</b>	<b>63-159</b>	<b>.396</b>	<b>43-103</b>	<b>.417</b>	<b>21-28</b>	<b>.750</b>	<b>12</b>	<b>42</b>	<b>54</b>	<b>1.8</b>	<b>70-1</b>	<b>17</b>	<b>20</b>	<b>3</b>	<b>28</b>	<b>190</b>	<b>6.3</b>

**Single Game Highs**

Statistic	Value	
Points	19	vs Lamar University 11/15/21
Rebounds	5	vs Wisconsin 12/01/21, at Boston College 01/12/22
Assists	3	vs Lamar University 11/15/21
Steals	3	6 times
Blocks	1	vs Wisconsin 12/01/21, at Duke 01/04/22, at Virginia 02/12/22
FG Made	6	vs Lamar University 11/15/21, at Miami (FL) 02/09/22
FG Attempts	10	at Miami (FL) 02/09/22
3FG Made	5	vs Lamar University 11/15/21
3FG Attempts	7	vs Lamar University 11/15/21, vs Clemson 02/05/22, at Miami (FL) 02/09/22
FT Made	3	vs Notre Dame 01/08/22
FT Attempts	4	vs Notre Dame 01/08/22



**Georgia Tech Men's Basketball  
Individual Career Summaries  
All games**

**DANIELS, Brayden**

				Field Goals		3-Point		F-Throws		Rebounds									Scoring		
SEASON	TEAM	GP-GS	MIN/AVG	FG-FGA	FG%	3FG-3FGA	3FG%	FT-FTA	FT%	OFF	DEF	TOT	AVG	PF-FO	A	TO	BLK	STL	PTS	AVG	
2021-22	GaTech	1-0	1/1.3	0-0	.000	0-0	.000	0-0	.000	0	0	0	0.0	0-0	0	0	0	0	0	0	0.0
<b>TOTAL</b>		<b>1-0</b>	<b>1/1.3</b>	<b>0-0</b>	<b>.000</b>	<b>0-0</b>	<b>.000</b>	<b>0-0</b>	<b>.000</b>	<b>0</b>	<b>0</b>	<b>0</b>	<b>0.0</b>	<b>0-0</b>	<b>0</b>	<b>0</b>	<b>0</b>	<b>0</b>	<b>0</b>	<b>0</b>	<b>0.0</b>

**DEVOE, Michael**

				Field Goals		3-Point		F-Throws		Rebounds									Scoring	
SEASON	TEAM	GP-GS	MIN/AVG	FG-FGA	FG%	3FG-3FGA	3FG%	FT-FTA	FT%	OFF	DEF	TOT	AVG	PF-FO	A	TO	BLK	STL	PTS	AVG
2018-19	GaTech	32-23	1030/32.2	101-251	.402	42-107	.393	66-93	.710	13	93	106	3.3	57-1	81	71	16	44	310	9.7
2019-20	GaTech	28-28	984/35.1	157-330	.476	53-124	.427	81-108	.750	11	99	110	3.9	68-2	96	95	3	34	448	16.0
2020-21	GaTech	26-26	903/34.7	136-298	.456	58-145	.400	61-81	.753	18	94	112	4.3	44-0	87	68	7	33	391	15.0
2021-22	GaTech	30-29	1046/34.9	195-420	.464	69-188	.367	81-111	.730	21	129	150	5.0	60-1	97	82	12	40	540	18.0
<b>TOTAL</b>		<b>116-106</b>	<b>3963/34.2</b>	<b>589-1299</b>	<b>.453</b>	<b>222-564</b>	<b>.394</b>	<b>289-393</b>	<b>.735</b>	<b>63</b>	<b>415</b>	<b>478</b>	<b>4.1</b>	<b>229-4</b>	<b>361</b>	<b>316</b>	<b>38</b>	<b>151</b>	<b>1689</b>	<b>14.6</b>

**Single Game Highs**

Statistic	Value	
Points	37	at Georgia 11/19/21
Rebounds	13	vs Georgia St. 11/25/20
Assists	8	vs Clemson 02/25/20, vs Florida A&M 12/18/20
Steals	5	at Clemson 02/12/21
Blocks	4	at Boston College 01/12/22
FG Made	14	at Georgia 11/19/21
FG Attempts	25	vs Georgia St. 11/25/20
3FG Made	7	at Miami (FL) 02/20/21
3FG Attempts	12	vs Georgia St. 11/25/20, at Syracuse 02/21/22
FT Made	8	vs Florida St. 01/30/21, vs Duke 03/02/21, at Clemson 02/12/21
FT Attempts	12	vs Florida St. 01/30/21





**Georgia Tech Men's Basketball  
Individual Career Summaries  
All games**

**GIGIBERIA, Saba**

				Field Goals		3-Point		F-Throws		Rebounds									Scoring	
SEASON	TEAM	GP-GS	MIN/AVG	FG-FGA	FG%	3FG-3FGA	3FG%	FT-FTA	FT%	OFF	DEF	TOT	AVG	PF-FO	A	TO	BLK	STL	PTS	AVG
2020-21	GaTech	8-0	33/4.1	4-11	.364	1-2	.500	0-1	.000	4	10	14	1.8	10-0	2	2	0	0	9	1.1
2021-22	GaTech	15-1	117/7.8	16-33	.485	0-0	.000	6-10	.600	12	23	35	2.3	21-0	11	11	6	5	38	2.5
<b>TOTAL</b>		<b>23-1</b>	<b>150/6.5</b>	<b>20-44</b>	<b>.455</b>	<b>1-2</b>	<b>.500</b>	<b>6-11</b>	<b>.545</b>	<b>16</b>	<b>33</b>	<b>49</b>	<b>2.1</b>	<b>31-0</b>	<b>13</b>	<b>13</b>	<b>6</b>	<b>5</b>	<b>47</b>	<b>2.0</b>

**Single Game Highs**

Statistic	Value	
Points	8	vs Wake Forest 01/19/22, vs Clayton St. 01/23/22
Rebounds	6	vs Delaware St. 12/20/20, at Duke 01/04/22
Assists	3	vs Charleston So. 11/22/21, vs Wake Forest 01/19/22
Steals	2	at North Carolina 01/15/22
Blocks	2	vs Charleston So. 11/22/21, vs Georgia St. 12/21/21
FG Made	4	vs Wake Forest 01/19/22
FG Attempts	8	vs Wake Forest 01/19/22
3FG Made	1	vs Clemson 01/20/21
3FG Attempts	1	vs Delaware St. 12/20/20, vs Clemson 01/20/21
FT Made	2	vs Charleston So. 11/22/21, at Duke 01/04/22, vs Clayton St. 01/23/22
FT Attempts	4	at Duke 01/04/22

**HOWARD, Rodney**

				Field Goals		3-Point		F-Throws		Rebounds									Scoring	
SEASON	TEAM	GP-GS	MIN/AVG	FG-FGA	FG%	3FG-3FGA	3FG%	FT-FTA	FT%	OFF	DEF	TOT	AVG	PF-FO	A	TO	BLK	STL	PTS	AVG
2019-20	UGa	24-2	174/7.2	13-23	.565	0-0	.000	5-18	.278	15	20	35	1.5	31-0	3	10	15	2	31	1.3
2020-21	GaTech	19-2	143/7.6	13-25	.520	0-0	.000	5-7	.714	5	21	26	1.4	28-0	3	4	8	3	31	1.6
2021-22	GaTech	26-24	649/25.0	72-129	.558	0-0	.000	27-44	.614	56	77	133	5.1	79-6	37	39	20	11	171	6.6
<b>TOTAL FOR GaTech</b>		<b>45-26</b>	<b>793/17.6</b>	<b>85-154</b>	<b>.552</b>	<b>0-0</b>	<b>.000</b>	<b>32-51</b>	<b>.627</b>	<b>61</b>	<b>98</b>	<b>159</b>	<b>3.5</b>	<b>107-6</b>	<b>40</b>	<b>43</b>	<b>28</b>	<b>14</b>	<b>202</b>	<b>4.5</b>
<b>TOTAL</b>		<b>69-28</b>	<b>966/14.0</b>	<b>98-177</b>	<b>.554</b>	<b>0-0</b>	<b>.000</b>	<b>37-69</b>	<b>.536</b>	<b>76</b>	<b>118</b>	<b>194</b>	<b>2.8</b>	<b>138-6</b>	<b>43</b>	<b>53</b>	<b>43</b>	<b>16</b>	<b>233</b>	<b>3.4</b>

**Single Game Highs**

Statistic	Value	
Points	19	at Syracuse 02/21/22
Rebounds	14	vs Miami (OH) 11/09/21
Assists	4	at Georgia 11/19/21
Steals	2	vs Ga. Southern 11/26/21, at Virginia Tech 02/02/22
Blocks	4	vs N.C. Central 12/04/19, vs LSU 12/11/21
FG Made	7	at Syracuse 02/21/22, vs NC State 02/15/22
FG Attempts	12	at Syracuse 02/21/22
FT Made	5	vs Wisconsin 12/01/21, at Syracuse 02/21/22
FT Attempts	8	vs Wisconsin 12/01/21



**Georgia Tech Men's Basketball  
Individual Career Summaries  
All games**

**JAMES, Jehloni**

				Field Goals		3-Point		F-Throws		Rebounds									Scoring	
SEASON	TEAM	GP-GS	MIN/AVG	FG-FGA	FG%	3FG-3FGA	3FG%	FT-FTA	FT%	OFF	DEF	TOT	AVG	PF-FO	A	TO	BLK	STL	PTS	AVG
2019-20	GaTech	1-0	1/0.7	1-1	1.000	0-0	.000	0-0	.000	0	0	0	0.0	0-0	0	0	0	0	2	2.0
2020-21	GaTech	4-0	10/2.6	0-0	.000	0-0	.000	0-0	.000	1	3	4	1.0	2-0	0	0	0	0	0	0.0
<b>TOTAL</b>		<b>5-0</b>	<b>11/2.2</b>	<b>1-1</b>	<b>1.000</b>	<b>0-0</b>	<b>.000</b>	<b>0-0</b>	<b>.000</b>	<b>1</b>	<b>3</b>	<b>4</b>	<b>0.8</b>	<b>2-0</b>	<b>0</b>	<b>0</b>	<b>0</b>	<b>0</b>	<b>2</b>	<b>0.4</b>

**Single Game Highs**

Statistic	Value	
Points	2	vs Elon 11/11/19
Rebounds	3	at Miami (FL) 02/20/21
FG Made	1	vs Elon 11/11/19
FG Attempts	1	vs Elon 11/11/19

**KELLY, Miles**

				Field Goals		3-Point		F-Throws		Rebounds									Scoring	
SEASON	TEAM	GP-GS	MIN/AVG	FG-FGA	FG%	3FG-3FGA	3FG%	FT-FTA	FT%	OFF	DEF	TOT	AVG	PF-FO	A	TO	BLK	STL	PTS	AVG
2021-22	GaTech	29-0	402/13.9	41-109	.376	23-71	.324	11-16	.688	7	36	43	1.5	29-0	14	19	3	14	116	4.0
<b>TOTAL</b>		<b>29-0</b>	<b>402/13.9</b>	<b>41-109</b>	<b>.376</b>	<b>23-71</b>	<b>.324</b>	<b>11-16</b>	<b>.688</b>	<b>7</b>	<b>36</b>	<b>43</b>	<b>1.5</b>	<b>29-0</b>	<b>14</b>	<b>19</b>	<b>3</b>	<b>14</b>	<b>116</b>	<b>4.0</b>

**Single Game Highs**

Statistic	Value	
Points	16	vs Boston College 03/05/22
Rebounds	5	at Clemson 03/02/22
Assists	2	4 times
Steals	2	4 times
Blocks	1	at Georgia 11/19/21, vs Wake Forest 01/19/22, vs Boston College 03/05/22
FG Made	4	vs Charleston So. 11/22/21, vs Boston College 03/05/22
FG Attempts	10	at Notre Dame 02/26/22
3FG Made	3	4 times
3FG Attempts	8	at Notre Dame 02/26/22
FT Made	5	vs Boston College 03/05/22
FT Attempts	6	vs Boston College 03/05/22



**Georgia Tech Men's Basketball  
Individual Career Summaries  
All games**

**MAXWELL, Tristan**

				Field Goals		3-Point		F-Throws		Rebounds									Scoring	
SEASON	TEAM	GP-GS	MIN/AVG	FG-FGA	FG%	3FG-3FGA	3FG%	FT-FTA	FT%	OFF	DEF	TOT	AVG	PF-FO	A	TO	BLK	STL	PTS	AVG
2020-21	GaTech	1-0	8/8.2	0-2	.000	0-2	.000	3-3	1.000	0	0	0	0.0	0-0	0	0	0	0	3	3.0
2021-22	GaTech	5-0	78/15.6	11-32	.344	8-20	.400	2-4	.500	2	6	8	1.6	5-0	2	3	0	1	32	6.4
<b>TOTAL</b>		<b>6-0</b>	<b>86/14.4</b>	<b>11-34</b>	<b>.324</b>	<b>8-22</b>	<b>.364</b>	<b>5-7</b>	<b>.714</b>	<b>2</b>	<b>6</b>	<b>8</b>	<b>1.3</b>	<b>5-0</b>	<b>2</b>	<b>3</b>	<b>0</b>	<b>1</b>	<b>35</b>	<b>5.8</b>

**Single Game Highs**

Statistic	Value	
Points	22	at Boston College 01/12/22
Rebounds	4	vs Wake Forest 01/19/22
Assists	1	at North Carolina 01/15/22, vs Wake Forest 01/19/22
Steals	1	vs Wake Forest 01/19/22
FG Made	7	at Boston College 01/12/22
FG Attempts	11	at Boston College 01/12/22
3FG Made	7	at Boston College 01/12/22
3FG Attempts	11	at Boston College 01/12/22
FT Made	3	vs Delaware St. 12/20/20
FT Attempts	3	vs Delaware St. 12/20/20

**MEKA, Jordan**

				Field Goals		3-Point		F-Throws		Rebounds									Scoring	
SEASON	TEAM	GP-GS	MIN/AVG	FG-FGA	FG%	3FG-3FGA	3FG%	FT-FTA	FT%	OFF	DEF	TOT	AVG	PF-FO	A	TO	BLK	STL	PTS	AVG
2020-21	GaTech	1-0	8/8.1	0-1	.000	0-0	.000	0-0	.000	0	1	1	1.0	0-0	0	0	0	0	0	0.0
2021-22	GaTech	14-4	182/13.0	6-26	.231	0-0	.000	0-0	.000	14	30	44	3.1	33-1	9	5	11	6	12	0.9
<b>TOTAL</b>		<b>15-4</b>	<b>190/12.7</b>	<b>6-27</b>	<b>.222</b>	<b>0-0</b>	<b>.000</b>	<b>0-0</b>	<b>.000</b>	<b>14</b>	<b>31</b>	<b>45</b>	<b>3.0</b>	<b>33-1</b>	<b>9</b>	<b>5</b>	<b>11</b>	<b>6</b>	<b>12</b>	<b>0.8</b>

**Single Game Highs**

Statistic	Value	
Points	4	vs Clayton St. 01/23/22
Rebounds	8	at Duke 01/04/22
Assists	3	vs Clayton St. 01/23/22
Steals	3	vs Clemson 02/05/22
Blocks	3	at Duke 01/04/22
FG Made	2	vs Clayton St. 01/23/22
FG Attempts	6	at Duke 01/04/22



**MOORE, Jalon**

				Field Goals		3-Point		F-Throws		Rebounds									Scoring	
SEASON	TEAM	GP-GS	MIN/AVG	FG-FGA	FG%	3FG-3FGA	3FG%	FT-FTA	FT%	OFF	DEF	TOT	AVG	PF-FO	A	TO	BLK	STL	PTS	AVG
2021-22	GaTech	12-0	98/8.1	13-29	.448	3-5	.600	6-12	.500	7	16	23	1.9	12-0	3	8	8	2	35	2.9
<b>TOTAL</b>		<b>12-0</b>	<b>98/8.1</b>	<b>13-29</b>	<b>.448</b>	<b>3-5</b>	<b>.600</b>	<b>6-12</b>	<b>.500</b>	<b>7</b>	<b>16</b>	<b>23</b>	<b>1.9</b>	<b>12-0</b>	<b>3</b>	<b>8</b>	<b>8</b>	<b>2</b>	<b>35</b>	<b>2.9</b>

**Single Game Highs**

Statistic	Value	
Points	13	vs Clayton St. 01/23/22
Rebounds	6	vs Clayton St. 01/23/22
Assists	2	at Syracuse 02/21/22
Steals	1	vs NC State 02/15/22, vs Clayton St. 01/23/22
Blocks	2	vs Virginia Tech 02/23/22, at Notre Dame 02/26/22
FG Made	5	vs Clayton St. 01/23/22
FG Attempts	6	vs Stetson 11/12/21, vs Clayton St. 01/23/22
3FG Made	1	vs Virginia Tech 02/23/22, vs Boston College 03/05/22, vs Clayton St. 01/23/22
3FG Attempts	2	vs Virginia Tech 02/23/22
FT Made	2	at Syracuse 02/21/22, vs Clayton St. 01/23/22
FT Attempts	4	at Syracuse 02/21/22

**MOORE, Khalid**

				Field Goals		3-Point		F-Throws		Rebounds									Scoring	
SEASON	TEAM	GP-GS	MIN/AVG	FG-FGA	FG%	3FG-3FGA	3FG%	FT-FTA	FT%	OFF	DEF	TOT	AVG	PF-FO	A	TO	BLK	STL	PTS	AVG
2018-19	GaTech	31-10	509/16.4	40-84	.476	7-22	.318	42-64	.656	5	40	45	1.5	54-1	36	22	2	11	129	4.2
2019-20	GaTech	29-12	491/16.9	31-89	.348	9-27	.333	24-47	.511	15	47	62	2.1	48-3	33	36	4	20	95	3.3
2020-21	GaTech	25-11	598/23.9	41-108	.380	12-53	.226	26-41	.634	16	58	74	3.0	40-0	21	20	12	17	120	4.8
2021-22	GaTech	31-30	739/23.9	61-150	.407	6-27	.222	34-50	.680	38	67	105	3.4	68-4	22	34	7	32	162	5.2
<b>TOTAL</b>		<b>116-63</b>	<b>2338/20.2</b>	<b>173-431</b>	<b>.401</b>	<b>34-129</b>	<b>.264</b>	<b>126-202</b>	<b>.624</b>	<b>74</b>	<b>212</b>	<b>286</b>	<b>2.5</b>	<b>210-8</b>	<b>112</b>	<b>112</b>	<b>25</b>	<b>80</b>	<b>506</b>	<b>4.4</b>

**Single Game Highs**

Statistic	Value	
Points	19	vs Miami (FL) 01/29/22
Rebounds	9	vs Elon 11/11/19
Assists	6	vs Syracuse 12/07/19, vs Syracuse 02/27/21
Steals	6	at NC State 11/05/19
Blocks	3	vs Miami (FL) 03/11/21
FG Made	9	vs Miami (FL) 01/29/22
FG Attempts	12	vs Miami (FL) 01/29/22
3FG Made	2	7 times
3FG Attempts	6	vs Notre Dame 03/12/19, at Duke 01/26/21, vs Florida St. 03/13/21
FT Made	7	vs Florida St. 01/26/22
FT Attempts	10	vs Florida St. 01/26/22





**Georgia Tech Men's Basketball**  
**Individual Career Summaries**  
**All games**

**PARHAM, Bubba**

SEASON	TEAM	GP-GS	MIN/AVG	Field Goals		3-Point		F-Throws		Rebounds				Scoring						
				FG-FGA	FG%	3FG-3FGA	3FG%	FT-FTA	FT%	OFF	DEF	TOT	AVG	PF-FO	A	TO	BLK	STL	PTS	AVG
2017-18	VMI	30-30	895/29.8	145-363	.399	58-175	.331	91-114	.798	12	89	101	3.4	67-0	74	83	0	24	439	14.6
2018-19	VMI	32-32	1084/33.9	210-494	.425	116-292	.397	150-189	.794	10	99	109	3.4	60-0	112	82	1	20	686	21.4
2019-20	GaTech	31-6	822/26.5	54-151	.358	26-86	.302	26-30	.867	12	63	75	2.4	85-3	55	42	1	25	160	5.2
2020-21	GaTech	25-14	674/27.0	57-139	.410	31-94	.330	22-27	.815	14	52	66	2.6	61-0	36	13	0	24	167	6.7
2021-22	GaTech	2-0	42/20.8	0-6	.000	0-6	.000	0-0	.000	0	1	1	0.5	2-0	4	0	0	3	0	0.0
<b>TOTAL FOR GaTech</b>		<b>58-20</b>	<b>1537/26.5</b>	<b>111-296</b>	<b>.375</b>	<b>57-186</b>	<b>.306</b>	<b>48-57</b>	<b>.842</b>	<b>26</b>	<b>116</b>	<b>142</b>	<b>2.4</b>	<b>148-3</b>	<b>95</b>	<b>55</b>	<b>1</b>	<b>52</b>	<b>327</b>	<b>5.6</b>
<b>TOTAL</b>		<b>120-82</b>	<b>3517/29.3</b>	<b>466-1153</b>	<b>.404</b>	<b>231-653</b>	<b>.354</b>	<b>289-360</b>	<b>.803</b>	<b>48</b>	<b>304</b>	<b>352</b>	<b>2.9</b>	<b>275-3</b>	<b>281</b>	<b>220</b>	<b>2</b>	<b>96</b>	<b>1452</b>	<b>12.1</b>

**Single Game Highs**

Statistic	Value	
Points	41	vs Western Caro. 03/08/19
Rebounds	9	at Stetson 11/23/18
Assists	9	vs The Citadel 03/02/19
Steals	4	at The Citadel 02/17/18
Blocks	1	vs UNC Greensboro 01/05/19, vs Morehouse 01/28/20
FG Made	13	at Western Caro. 02/23/19
FG Attempts	26	at Western Caro. 02/23/19
3FG Made	10	at Kentucky 11/18/18
3FG Attempts	16	at Kentucky 11/18/18
FT Made	17	vs Western Caro. 03/08/19
FT Attempts	18	vs Western Caro. 03/08/19



**Georgia Tech Men's Basketball  
Individual Career Summaries  
All games**

**SMITH, Deivon**

SEASON	TEAM	GP-GS	MIN/AVG	Field Goals		3-Point		F-Throws		Rebounds				Other				Scoring		
				FG-FGA	FG%	3FG-3FGA	3FG%	FT-FTA	FT%	OFF	DEF	TOT	AVG	PF-FO	A	TO	BLK	STL	PTS	AVG
2020-21	MSU	33-8	749/22.7	65-192	.339	19-68	.279	24-39	.615	13	106	119	3.6	52-1	97	56	9	29	173	5.2
2021-22	GaTech	24-5	472/19.7	58-144	.403	5-18	.278	16-27	.593	25	56	81	3.4	44-0	48	42	5	25	137	5.7
<b>TOTAL FOR GaTech</b>		<b>24-5</b>	<b>472/19.7</b>	<b>58-144</b>	<b>.403</b>	<b>5-18</b>	<b>.278</b>	<b>16-27</b>	<b>.593</b>	<b>25</b>	<b>56</b>	<b>81</b>	<b>3.4</b>	<b>44-0</b>	<b>48</b>	<b>42</b>	<b>5</b>	<b>25</b>	<b>137</b>	<b>5.7</b>
<b>TOTAL</b>		<b>57-13</b>	<b>1221/21.4</b>	<b>123-336</b>	<b>.366</b>	<b>24-86</b>	<b>.279</b>	<b>40-66</b>	<b>.606</b>	<b>38</b>	<b>162</b>	<b>200</b>	<b>3.5</b>	<b>96-1</b>	<b>145</b>	<b>98</b>	<b>14</b>	<b>54</b>	<b>310</b>	<b>5.4</b>

**Single Game Highs**

Statistic	Value	
Points	17	vs Memphis 03/28/21
Rebounds	11	vs Wisconsin 12/01/21
Assists	9	vs Iowa St. 01/30/21
Steals	3	vs NC State 02/15/22
Blocks	2	at Boston College 01/12/22
FG Made	7	vs Memphis 03/28/21, at North Carolina 01/15/22
FG Attempts	16	vs Memphis 03/28/21
3FG Made	3	at Georgia 12/30/20
3FG Attempts	5	at South Carolina 02/06/21, vs Memphis 03/28/21
FT Made	4	vs Clemson 02/05/22
FT Attempts	5	vs Charleston So. 11/22/21, vs Clemson 02/05/22

**STURDIVANT, Kyle**

SEASON	TEAM	GP-GS	MIN/AVG	Field Goals		3-Point		F-Throws		Rebounds				Other				Scoring		
				FG-FGA	FG%	3FG-3FGA	3FG%	FT-FTA	FT%	OFF	DEF	TOT	AVG	PF-FO	A	TO	BLK	STL	PTS	AVG
2019-20	USC	21-0	175/8.3	16-46	.348	3-14	.214	8-9	.889	4	20	24	1.1	10-0	25	22	1	5	43	2.0
2020-21	GaTech	26-0	308/11.8	32-74	.432	8-22	.364	18-23	.783	2	22	24	0.9	27-0	27	17	2	6	90	3.5
2021-22	GaTech	31-27	782/25.2	85-207	.411	25-75	.333	39-50	.780	7	71	78	2.5	53-2	72	38	2	30	234	7.5
<b>TOTAL FOR GaTech</b>		<b>57-27</b>	<b>1090/19.1</b>	<b>117-281</b>	<b>.416</b>	<b>33-97</b>	<b>.340</b>	<b>57-73</b>	<b>.781</b>	<b>9</b>	<b>93</b>	<b>102</b>	<b>1.8</b>	<b>80-2</b>	<b>99</b>	<b>55</b>	<b>4</b>	<b>36</b>	<b>324</b>	<b>5.7</b>
<b>TOTAL</b>		<b>78-27</b>	<b>1265/16.2</b>	<b>133-327</b>	<b>.407</b>	<b>36-111</b>	<b>.324</b>	<b>65-82</b>	<b>.793</b>	<b>13</b>	<b>113</b>	<b>126</b>	<b>1.6</b>	<b>90-2</b>	<b>124</b>	<b>77</b>	<b>5</b>	<b>41</b>	<b>367</b>	<b>4.7</b>

**Single Game Highs**

Statistic	Value	
Points	17	vs Charleston So. 11/22/21
Rebounds	7	vs Georgia St. 12/21/21
Assists	5	4 times
Steals	4	at Clemson 03/02/22
Blocks	1	5 times
FG Made	7	vs Charleston So. 11/22/21
FG Attempts	13	vs Charleston So. 11/22/21, vs Louisville 01/02/22, at Clemson 03/02/22
3FG Made	2	8 times
3FG Attempts	8	at Clemson 03/02/22
FT Made	5	vs Florida St. 03/13/21, vs Ga. Southern 11/26/21
FT Attempts	6	vs Florida St. 03/13/21, vs Ga. Southern 11/26/21



**Georgia Tech Men's Basketball  
Individual Career Summaries  
All games**

**USHER, Jordan**

SEASON	TEAM	GP-GS	MIN/AVG	Field Goals		3-Point		F-Throws		Rebounds				Other				Scoring		
				FG-FGA	FG%	3FG-3FGA	3FG%	FT-FTA	FT%	OFF	DEF	TOT	AVG	PF-FO	A	TO	BLK	STL	PTS	AVG
2017-18	USC	36-2	509/14.1	60-135	.444	27-66	.409	24-32	.750	21	50	71	2.0	65-0	34	25	4	18	171	4.8
2018-19	USC	12-2	290/24.2	38-84	.452	8-28	.286	19-27	.704	10	34	44	3.7	36-1	20	20	3	4	103	8.6
2019-20	GaTech	23-23	612/26.6	69-171	.404	9-44	.205	41-54	.759	17	84	101	4.4	58-1	49	58	6	18	188	8.2
2020-21	GaTech	26-26	766/29.4	121-242	.500	24-84	.286	36-54	.667	15	94	109	4.2	73-1	72	58	19	42	302	11.6
2021-22	GaTech	31-31	980/31.6	175-365	.479	38-115	.330	66-93	.710	37	166	203	6.5	81-3	84	85	5	45	454	14.6
<b>TOTAL FOR GaTech</b>		<b>80-80</b>	<b>2358/29.5</b>	<b>365-778</b>	<b>.469</b>	<b>71-243</b>	<b>.292</b>	<b>143-201</b>	<b>.711</b>	<b>69</b>	<b>344</b>	<b>413</b>	<b>5.2</b>	<b>212-5</b>	<b>205</b>	<b>201</b>	<b>30</b>	<b>105</b>	<b>944</b>	<b>11.8</b>
<b>TOTAL</b>		<b>128-84</b>	<b>3157/24.7</b>	<b>463-997</b>	<b>.464</b>	<b>106-337</b>	<b>.315</b>	<b>186-260</b>	<b>.715</b>	<b>100</b>	<b>428</b>	<b>528</b>	<b>4.1</b>	<b>313-6</b>	<b>259</b>	<b>246</b>	<b>37</b>	<b>127</b>	<b>1218</b>	<b>9.5</b>

**Single Game Highs**

Statistic	Value	
Points	30	vs Georgia St. 12/21/21, vs Boston College 03/05/22
Rebounds	14	vs Notre Dame 01/08/22
Assists	7	vs Syracuse 02/27/21
Steals	5	vs Florida St. 01/26/22
Blocks	4	vs Wake Forest 01/03/21
FG Made	12	vs Boston College 03/05/22
FG Attempts	17	vs Notre Dame 01/08/22
3FG Made	5	vs Clemson 01/20/21, vs Georgia St. 12/21/21
3FG Attempts	9	vs Western Ky. 03/19/18
FT Made	9	vs Georgia St. 12/21/21
FT Attempts	10	vs Georgia St. 12/21/21

# 2021-22 BOX SCORES

Official Basketball Box Score - Final  
**Miami (OH) at Georgia Tech**  
 11/09/21 McCamish Pavilion, Atlanta  
 2021-22 Men's Basketball

Game Time: 7:30 PM  
 Game Duration: 2:07  
 Attendance: 4,221

Officials: Ron Groover, Tony Henderson, Jemel Spearman

**Miami (OH) - 72**      Record: 1-0

NO. Name	Min	FG		3P		FT		Rebounds		Fouls		TP	AS	TO	ST	Blocks		+/-	
		M/A	A/A	M/A	A/A	M/A	A/A	OR	DR	PF	FF					BS	BA		
5 Precious Ayah	F 25:46	4-4	0-0	2-4	1-1	2-3	4-4	10	1	0	2	1	0	14	0	0	1	0	14
13 Dalonte Brown	F 33:32	2-9	2-5	6-7	1-8	9-9	3-3	12	1	4	0	1	1	11	1	0	1	1	11
2 Mekhi Lary	G 32:48	9-19	3-9	2-3	1-1	2-5	2-3	12	2	1	0	1	0	3	0	0	1	0	3
3 Dae Da Grant	G 27:57	6-15	1-8	2-2	0-5	5-1	2-2	15	2	2	1	0	0	3	0	0	0	0	3
22 Myja White	G 32:03	1-4	0-3	0-0	0-3	3-3	2-2	2	2	2	0	1	0	0	1	0	0	0	11
33 Elijah McNamara	15:07	1-5	0-1	0-0	2-1	3-3	3-0	2	0	0	1	1	2	7	0	0	1	0	7
4 Isaiah Coleman-Lands	19:02	1-5	0-3	0-0	0-1	1-1	1-2	1	2	1	0	1	0	0	0	0	1	0	0
1 Kamari Williams	08:10	0-2	0-2	2-2	0-2	3-3	2-2	3	2	0	1	1	0	0	0	0	0	0	-8
25 Curtis Harrison IV	04:34	1-1	0-0	2-3	0-0	2-2	2-0	2	4	0	0	0	0	0	0	0	0	0	-10
21 Jackson Ames	01:01	0-0	0-0	0-0	0-1	1-1	1-0	0	0	0	0	0	0	0	0	0	0	0	-2
<b>Team</b>								2	2	4	0	0	0	0	0	0	0	0	0
<b>Totals</b>		25-64	6-31	16-21	9-25	34	17	72	9	8	7	4	3	3					

**Georgia Tech - 69**      Record: 0-1

NO. Name	Min	FG		3P		FT		Rebounds		Fouls		TP	AS	TO	ST	Blocks		+/-	
		M/A	A/A	M/A	A/A	M/A	A/A	OR	DR	PF	FF					BS	BA		
4 Jordan Usher	F 36:06	4-12	0-4	4-4	0-9	9-9	5-2	12	3	3	1	1	0	0	0	0	0	0	0
12 Khalid Moore	F 21:31	2-9	0-5	1-1	2-1	3-3	2-1	5	1	1	3	0	0	0	0	0	0	0	-8
24 Rodney Howard	C 30:36	5-7	0-0	1-1	3-3	14-14	3-3	10	0	2	0	1	0	0	0	0	0	0	0
0 Michael Devove	G 38:25	8-18	4-6	6-6	1-3	4-4	0-0	26	2	3	0	1	0	3	2	0	0	0	2
1 Kyle Sturdivant	G 22:09	1-5	0-0	2-2	0-1	1-1	0-2	4	2	0	0	1	1	0	1	0	0	0	-12
5 Deivon Smith	25:12	2-6	0-0	2-4	1-1	2-4	2-6	3	3	1	0	0	0	0	0	0	0	0	-3
2 Saba Gigberia	04:38	1-1	0-0	0-0	2-2	4-4	3-0	2	0	1	0	0	0	0	0	0	0	0	-9
10 Dallan "Deebo" Coleman	17:08	1-2	0-1	2-2	0-3	3-3	5-3	4	0	0	1	0	0	0	0	0	0	0	-4
13 Miles Kelly	04:15	0-1	0-0	0-0	0-0	0-0	1-1	0	0	0	0	0	0	0	0	0	0	0	-2
<b>Team</b>								3	1	4	0	0	0	0	0	0	0	0	0
<b>Totals</b>		24-61	4-17	17-20	12-32	44	23	17	69	11	14	6	3	4	0	0	0	0	-3

**Technical Fouls:** NONE

Points from Turnovers	Miami		GaTech	
	1st	2nd	1st	2nd
Best Scoring Run	9 (1st 7:44)	10 (2nd 10:27)	26	34
Lead Changes	11	6	Miami	33
Times Tied	6	11	39	72
Time with Lead	12:34	23:49	GaTech	33
			36	69

Official Basketball Box Score - Final  
**Stetson at Georgia Tech**  
 11/12/21 McCamish Pavilion, Atlanta  
 2021-22 Men's Basketball

Game Time: 7:30 PM  
 Game Duration: 1:48  
 Attendance: 4,082

Officials: Bert Smith, Raynie Slyons, Tony Chizaa

**Stetson - 52**      Record: 1-1

NO. Name	Min	FG		3P		FT		Rebounds		Fouls		TP	AS	TO	ST	Blocks		+/-	
		M/A	A/A	M/A	A/A	M/A	A/A	OR	DR	PF	FF					BS	BA		
15 Mahamadou Diawara	C 11:51	0-2	0-0	1-2	2-1	3-3	0-2	1	1	2	0	0	0	0	0	0	0	0	-10
0 Christian Jones	G 25:32	2-6	1-4	3-5	2-2	4-4	1-3	8	0	1	0	0	0	0	0	0	0	0	-17
2 Rob Perry	G 33:27	1-10	0-4	0-0	0-6	6-6	1-2	2	3	0	0	0	0	0	0	0	0	0	-20
11 Chase Johnston	G 34:34	5-13	3-8	0-0	0-4	4-4	2-2	13	0	2	3	0	0	0	0	0	0	0	-16
30 Stephan Swenson	G 25:51	3-8	1-4	0-0	1-1	2-2	7-7	4	3	3	0	0	0	0	0	0	0	0	-14
12 Josh Smith	21:14	5-9	1-3	0-0	0-6	6-6	2-2	11	0	2	0	0	0	0	0	0	0	0	-4
21 Aubin Gateretse	04:58	2-5	0-0	0-0	1-1	1-1	0-0	4	0	0	1	0	0	0	0	0	0	0	-12
5 GianCarlo Valdez	17:24	2-4	0-2	0-0	0-3	3-3	1-0	4	5	2	2	1	0	0	0	0	0	0	-12
35 Alvin Tumbin	04:58	0-0	0-0	0-0	0-0	0-0	0-0	0	0	0	0	0	0	0	0	0	0	0	-6
1 Whesa Parizo	03:04	0-1	0-1	0-0	0-0	0-0	0-0	0	0	0	0	0	0	0	0	0	0	0	-2
4 Keith Lamar	04:20	0-1	0-1	0-0	0-0	0-0	0-0	0	0	0	0	0	0	0	0	0	0	0	-8
24 Alex Crawford	02:59	0-0	0-0	0-0	0-0	0-0	0-0	0	0	0	0	0	0	0	0	0	0	0	-4
3 Tazos Cook	01:48	1-1	0-0	0-0	0-0	0-0	0-0	0	0	0	0	0	0	0	0	0	0	0	-4
<b>Team</b>								4	0	4	0	0	1	0	0	0	0	0	0
<b>Totals</b>		21-60	6-27	4-7	8-24	32	9	13	52	13	17	11	2	1	25				

**Georgia Tech - 77**      Record: 1-1

NO. Name	Min	FG		3P		FT		Rebounds		Fouls		TP	AS	TO	ST	Blocks		+/-	
		M/A	A/A	M/A	A/A	M/A	A/A	OR	DR	PF	FF					BS	BA		
4 Jordan Usher	F 30:01	7-10	0-0	0-2	2-9	11-11	2-2	14	5	4	1	0	0	0	0	0	0	0	17
12 Khalid Moore	F 17:36	2-6	0-1	1-1	2-1	3-3	2-1	5	1	3	2	0	0	0	0	0	0	0	25
24 Rodney Howard	C 25:40	1-1	0-0	0-0	0-4	4-4	2-0	2	3	1	0	1	0	0	0	0	0	0	22
0 Michael Devove	G 29:40	7-11	3-5	0-1	0-5	5-5	3-1	17	7	2	2	0	0	0	0	0	0	0	24
1 Kyle Sturdivant	G 20:01	2-3	0-1	1-3	0-4	4-4	2-4	5	2	2	1	0	0	0	0	0	0	0	20
2 Saba Gigberia	08:35	1-2	0-0	0-0	1-1	1-1	0-0	0	0	0	0	0	0	0	0	0	0	0	-3
5 Deivon Smith	21:29	4-11	1-2	0-0	2-2	4-4	1-0	9	2	1	2	0	1	0	0	0	0	0	0
10 Dallan "Deebo" Coleman	24:20	4-7	4-6	0-0	0-2	2-2	0-0	12	1	3	0	0	0	0	0	0	0	0	8
13 Miles Kelly	13:55	3-7	1-4	0-0	1-0	1-1	0-0	7	1	1	0	0	0	0	0	0	0	0	5
23 Jordan Meka	04:27	0-0	0-0	0-0	0-1	1-1	0-0	0	0	0	0	0	0	0	0	0	0	0	2
14 Jalon Moore	04:16	2-6	0-0	0-0	0-2	2-2	1-1	4	0	0	0	0	0	0	0	0	0	0	1
<b>Team</b>								3	2	5	0	0	0	0	0	0	0	0	0
<b>Totals</b>		33-64	9-19	2-7	10-33	43	13	9	77	22	16	9	1	2	25				

**Technical Fouls:** NONE

Points from Turnovers	Stetson		GaTech	
	1st	2nd	1st	2nd
Best Scoring Run	6 (1st 1:34)	9 (1st 9:36)	28	42
Lead Changes	0	5	Stetson	22
Times Tied	0	13	30	52
Time with Lead	00:00	39:42	GaTech	39
			38	77

Official Basketball Box Score - Final  
**Lamar University at Georgia Tech**  
 11/15/21 McCamish Pavilion, Atlanta  
 2021-22 Men's Basketball

Game Time: 7:30 PM  
 Game Duration: 2:03  
 Attendance: 3,625

Officials: Roger Ayers, Jeffrey Anderson, Gare Aubry

**Lamar University - 66**      Record: 1-2

NO. Name	Min	FG		3P		FT		Rebounds		Fouls		TP	AS	TO	ST	Blocks		+/-	
		M/A	A/A	M/A	A/A	M/A	A/A	OR	DR	PF	FF					BS	BA		
0 Lincoln Smith	F 19:50	3-7	0-0	1-2	2-2	4-4	2-1	7	0	0	0	0	0	0	0	0	0	0	-6
14 Corey Nickerson	F 03:07	1-2	0-0	0-0	0-0	0-0	2-0	2	0	0	0	0	0	0	0	0	0	0	0
3 Ellis Jefferson	G 12:12	0-2	0-1	0-0	1-3	4-4	0-0	0	2	1	0	0	0	0	0	0	0	0	2
4 Kasen Harrison	G 31:33	5-10	0-1	0-0	1-3	4-4	1-0	10	4	2	2	0	0	0	0	0	0	0	3
5 Jordyn Adams	G 23:45	4-8	3-7	6-7	0-3	3-3	1-7	17	3	0	0	0	0	0	0	0	0	0	8
15 Deivan Reyes	08:32	0-1	0-0	1-2	0-1	1-1	0-1	1	0	1	0	0	0	0	0	0	0	0	2
2 Avontez Ledet	03:25	0-1	0-1	0-0	0-0	0-0	0-0	0	0	0	0	0	0	0	0	0	0	0	-11
13 Davion Buster	22:40	2-7	1-4	4-4	0-1	1-1	3-9	4	0	3	0	0	0	0	0	0	0	0	-20
20 C.J. Roberts	22:47	0-7	0-3	1-2	0-5	2-2	1-5	1	4	0	0	0	0	0	0	0	0	0	-7
24 Brock McClure	19:15	2-6	1-2	2-2	1-2	3-3	1-7	11	0	0	0	0	0	0	0	0	0	0	-5
12 Valentin Catt	16:47	3-4	0-0	0-0	2-2	2-1	1-6	0	0	0	0	0	0	0	0	0	0	0	-13
35 Clayton Carpenter	12:07	1-2	0-0	0-0	0-1	1-1	0-0	2	1	0	1	0	0	0	0	0	0	0	1
<b>Team</b>								1	3	4	0	0	0	0	0	0	0	0	0
<b>Totals</b>		23-57	5-19	15-19	6-28	32	13	15	66	16	8	6	5	1	9				



# 2021-22 BOX SCORES

Official Basketball Box Score - Final													Game Time: 7:00 PM											
Charleston So. at Georgia Tech													Game Duration: 2:0											
11/22/21 McCamish Pavilion, Atlanta													Attendance: 3,91											
2021-22 Men's Basketball													Officials: Tony Henderson, Brent Hampton, Jemel Spearman											
Charleston So. - 70													Record: 2-3											
NO. Name	Min	FG	3P	FT	Rebounds	Fouls	TP	AS	TO	ST	Blocks	+/-	Shooting By Period											
1 Kalib Clinton	F 15:33	3-3	0-0	0-0	2 2 4	4	0	6	0	2	0	0	-12	1st FG%	11-27	40.7%	3PT%	5-16	31.3%					
14 Taje Kelly	F 25:06	4-12	0-0	2-5	1 3 4	3 3	10	0	4	0	1	2	-11	FT%	2-3	66.7%	2nd FG%	15-32	46.9%					
23 Sean Price	F 31:34	2-2	0-0	0-0	2 3 5	4	0	4	3	4	1	0	-11	3PT%	3-10	30.0%	FT%	8-12	66.7%					
4 Deontaye Buskey	G 26:32	4-10	3-8	0-1	0 2 2	1 2	11	2	3	0	0	0	-15	GM FG%	26-59	44.1%	3PT%	8-26	30.8%					
13 Tahik Chavez	G 34:31	5-15	3-11	2-3	1 2 3	1 1	15	5	2	2	0	0	-12	FT%	10-15	66.7%	3PT%	10-15	66.7%					
22 Sadarius Bowser	20:53	3-4	0-0	4-4	0 1 1	2 4	10	1	0	0	0	0	-2	Dead Ball Rebounds: 1,0										
34 Cheikh Faye	23:11	4-7	1-3	0-0	1 4 5	1	9	0	1	1	0	0	-3	Technical Fouls: NONE										
12 Claudell Harris Jr.	15:51	1-6	1-4	0-0	2 2 2	2	0	3	2	0	0	0	0	Shooting By Period										
2 Emorie Knox	01:34	0-0	0-0	0-0	0 0 0	1	0	1	0	0	0	0	-3	1st FG%	9-26	34.6%	3PT%	4-10	40.0%					
11 Ja'Quavian Florence	05:05	0-0	0-0	2-2	0 1 1	0	1	0	1	0	0	0	-5	FT%	5-11	45.5%	2nd FG%	12-25	48.0%					
0 Travis Anderson	00:10	0-0	0-0	0-0	0 0 0	0	1	0	0	0	0	0	0	3PT%	3-10	30.0%	FT%	3-6	50%					
Team					3 3 3									GM FG%	24-56	42.9%	3PT%	5-19	26.3%					
Totals	26:59	8-26	10-15	10 20 30	19 13 70	15 15 6	1 2	-15	FT%				6-13	46.2%	Dead Ball Rebounds: 4,0									
													Technical Fouls: NONE											
Georgia Tech - 85													Record: 4-1											
NO. Name	Min	FG	3P	FT	Rebounds	Fouls	TP	AS	TO	ST	Blocks	+/-	Shooting By Period											
4 Jordan Usher	F 35:26	9-15	3-4	3-4	1 9 10	0 4	24	3	1	1	0	0	15	1st FG%	20-32	62.5%	3PT%	1-2	50%					
12 Khalid Moore	F 26:17	2-4	0-0	0-0	3 3 6	0 4	4	0	2	2	0	0	14	2nd FG%	15-30	50.0%	FT%	1-2	50%					
24 Rodney Howard	C 27:18	6-6	0-0	0-0	2 4 6	4 0	12	3	3	0	0	0	16	3PT%	3-7	42.9%	GM FG%	35-59	59.3%					
1 Kyle Sturdivant	G 32:09	7-13	1-2	2-2	0 1 1	1 1	17	3	2	0	0	1	22	3PT%	10-13	76.9%	FT%	4-11	36.4%					
5 Devon Smith	G 30:05	4-12	0-1	3-5	1 2 3	3 4	11	2	0	1	0	0	13	FT%	11-15	73.3%	3PT%	11-15	73.3%					
10 Dallan "Deebo" Coleman	16:56	1-3	0-2	1-2	0 1 1	3 2	3	0	2	0	0	0	-8	Dead Ball Rebounds: 3,2										
2 Saba Gigberia	12:42	2-3	0-0	2-2	1 3 4	1 3	6	3	0	1	2	0	-1	Technical Fouls: NONE										
13 Miles Kelly	19:07	4-6	0-2	0-0	0 1 1	1 1	8	2	0	2	0	0	-4	Shooting By Period										
Team					0 1 1									1st FG%	9-26	34.6%	3PT%	4-10	40.0%					
Totals	35:52	4-11	11-15	8 25 33	13 19 85	16 11 7	2 1	15	FT%				5-11	45.5%	Dead Ball Rebounds: 4,0									
													Technical Fouls: NONE											
Biggest lead													0 (1st 20:00)		17 (2nd 19:05)		Points from		CSU		GaTech		Period by Period Scoring	
Best Scoring Run													5 (1st 10:24)		8 (1st 17:51)		Turnovers		12		12		1st 2nd TOT	
Lead Changes													0		0		Paint		30		50			
Times Tied													0		0		Second Chance		6		13			
Time with Lead													00:00		39:22		Fast Breaks		4		10			
															Bench		24		17		GaTech		42 43 85	

Official Basketball Box Score - Final													Game Time: 12:00 PM											
Ga. Southern at Georgia Tech													Game Duration: 1:57											
11/26/21 McCamish Pavilion, Atlanta													Attendance: 4,486											
2021-22 Men's Basketball													Officials: Brian O'Connell, Jeff Clark, Jeremy Mosler											
Ga. Southern - 59													Record: 4-2											
NO. Name	Min	FG	3P	FT	Rebounds	Fouls	TP	AS	TO	ST	Blocks	+/-	Shooting By Period											
2 Elijah McCadden	F 37:07	6-14	0-3	2-6	0 7 7	1 3	14	3	5	1	0	0	-2	1st FG%	16-28	57.1%	3PT%	4-10	40.0%					
12 Andrei Savrasov	F 23:30	3-9	0-0	0-1	2 3 5	4 1	6	0	2	0	0	1	7	FT%	3-7	42.9%	2nd FG%	8-28	28.6%					
24 Prince Toyambi	F 12:06	2-4	0-0	0-2	1 3 4	3 2	4	0	1	0	0	0	-5	3PT%	1-9	11.1%	FT%	3-6	50%					
3 Tre Cobbs	G 21:30	1-2	0-0	2-2	0 1 1	3 6	4	0	3	1	0	0	-6	GM FG%	24-56	42.9%	3PT%	5-19	26.3%					
13 Gedi Juozapaitis	G 27:47	1-5	0-3	0-0	0 3 3	2 0	2	0	3	1	1	1	-13	FT%	6-13	46.2%	Dead Ball Rebounds: 4,0							
1 Cam Bryant	23:21	5-9	4-8	0-0	3 3 6	4 0	14	3	1	2	0	0	5	Technical Fouls: Coach 2nd 3rd 20										
4 Kamari Brown	34:22	5-10	1-5	2-2	2 4 6	2 1	13	3	0	2	0	0	3	Shooting By Period										
23 Grant Weatherford	08:27	0-0	0-0	0-0	0 1 1	0 1	0	1	0	0	0	0	-3	1st FG%	9-26	34.6%	3PT%	4-10	40.0%					
10 Carlos Curry	11:50	1-3	0-0	0-0	2 2 2	2 0	2	0	1	0	0	0	4	FT%	5-11	45.5%	2nd FG%	12-25	48.0%					
Team					2 0 2									3PT%	3-10	30.0%	FT%	3-6	50%					
Totals	24:56	5-19	6-13	10 27 37	22 14 59	13 16 7	2 2	-2	FT%				6-13	46.2%	Dead Ball Rebounds: 4,0									
													Technical Fouls: NONE											
Georgia Tech - 61													Record: 5-1											
NO. Name	Min	FG	3P	FT	Rebounds	Fouls	TP	AS	TO	ST	Blocks	+/-	Shooting By Period											
4 Jordan Usher	F 36:25	4-11	1-5	0-3	1 9 10	2 3	9	2	3	1	0	0	4	1st FG%	20-32	62.5%	3PT%	1-2	50%					
12 Khalid Moore	F 23:52	1-3	0-0	0-0	1 2 3	1 0	2	0	1	0	0	1	11	2nd FG%	15-30	50.0%	FT%	1-2	50%					
24 Rodney Howard	C 35:59	4-7	0-0	2-5	4 2 6	2 4	10	3	1	2	1	0	7	3PT%	3-7	42.9%	GM FG%	35-59	59.3%					
1 Kyle Sturdivant	G 29:24	3-7	0-2	5-6	0 5 5	2 3	11	3	2	2	0	0	14	3PT%	10-13	76.9%	FT%	4-11	36.4%					
10 Dallan "Deebo" Coleman	G 24:36	1-3	1-2	0-0	0 2 2	2 2	3	0	1	0	0	0	-12	FT%	11-15	73.3%	3PT%	11-15	73.3%					
13 Miles Kelly	10:53	0-2	0-2	0-0	1 1 2	0 0	0	0	1	0	0	0	-6	Dead Ball Rebounds: 3,2										
2 Saba Gigberia	03:00	0-1	0-0	0-0	0 0 0	0 0	0	0	0	0	0	0	-1	Technical Fouls: NONE										
14 Jalon Moore	05:34	0-1	0-0	0-2	1 1 2	0 1	0	0	0	0	0	0	1	Shooting By Period										
0 Michael Devoe	30:17	8-16	5-9	5-8	1 3 4	1 8	26	5	4	2	0	0	6	1st FG%	9-26	34.6%	3PT%	4-10	40.0%					
Team					1 0 1									FT%	5-11	45.5%	2nd FG%	12-25	48.0%					
Totals	21:51	7-20	12-24	10 25 35	14 21 61	13 14	8	2 2	-2	FT%				6-13	46.2%	Dead Ball Rebounds: 4,0								
													Technical Fouls: NONE											
Biggest lead													14 (1st 0:23)		7 (2nd 3:20)		Points from		GaSo		GaTech		Period by Period Scoring	
Best Scoring Run													9 (1st 9:44)		7 (2nd 18:53)		Turnovers		13		28		1st 2nd TOT	
Lead Changes													5		0		Paint		24		26			
Times Tied													4		0		Second Chance		16		5			
Time with Lead													24:16		13:10		Fast Breaks		4		13			
															Bench		29		26		GaTech		27 34 61	

Official Basketball Box Score - Final													Game Time: 9:15 PM							
Wisconsin at Georgia Tech													Game Duration: 2:04							
12/01/21 McCamish Pavilion, Atlanta													Attendance: 6,302							
2021-22 Men's Basketball													Officials: Ron Groover, Lee Cassell, Pat Driscoll							
Wisconsin - 70													Record: 6-1							
NO. Name	Min	FG	3P	FT	Rebounds	Fouls	TP	AS	TO	ST	Blocks	+/-	Shooting By Period							
5 Tyler Wahl	F 33:08	4-8	0-0	1-3	0 3 3	2 2	9	1	0	1	2	1	2	1st FG%	9-26	34.6%	3PT%	6-14	42.9%	
22 Steven Crowl	F 27:37	2-7	0-3	1-2	1 3 4	4 3	5	0	1	1	1	0	-11	FT%	8-12	66.7%	2nd FG%	14-28	50.0%	
1 Johnny Davis	G 36:57	4-9	2-4	5-8	2 4 6	2 5	15	5	4	1	1	0	-2	3PT%	3-10	30.0%	FT%	7-10	70%	
23 Chucky Hagburn	G 32:14	1-6	1-5	4-4	0 1 1	2 3	7	3	2	1	1	1	5	GM FG%	23-54	42.6%	3PT%	9-24	37.5%	
34 Brad Davison	G 36:57	9-16	5-9	4-5	0 1 1	2 5	27	3	1	0	0	1	10	FT%	15-22	68.2%	Dead Ball Rebounds: 4,1			
33 Chris Vogt	12:05	0-2	0-0	0-0	3 4 7	4 1	0	1	0	0	0	0	15	Technical Fouls: NONE						
11 Lorne Bowman II	07:46	2-3	1-2	0-0	2 2 1	0 5	0	0	0	0	0	0	-1	Shooting By Period						
14 Carter Gilmore	05:47	0-0	0-0	0-0	1 1 1	0 0	0	0	0	0	0	0	8	1st FG%	11-27	40.7%	3PT%	6-14	42.9%	
0 Jahcobi Neath	06:06	1-3	0-1	0-0	0 0 0	1 0	2	0	0	0	0	0	0	FT%	2-3	66.7%	2nd FG%	15-32	46.9%	
20 Ben Carlson	01:23	0-0	0-0	0-0	0 0 0	0 0	0	0	0	0	0	0	-6	3PT%	3-10	30.0%	FT%	8-12	66.7%	
Team					2 1 3									GM FG%	23-54	42.6%	3PT%	9-24	37.5%	
Totals	23:54	9-24	15-22	8 20 28	18 20 70	13 8 4	5 3 4	FT%				15-22	68.2%	Dead Ball Rebounds: 4,1						
													Technical Fouls: NONE							
Georgia Tech - 66													Record: 5-2							
NO. Name	Min																			

# 2021-22 BOX SCORES

NCAA		Official Basketball Box Score - Final										Game Time: 6:00 PM			
		LSU at Georgia Tech										Game Duration: 2:08			
		12/11/21 State Farm Arena, Atlanta										Attendance: 6,137			
		2021-22 Men's Basketball										Officials: Pat Adams, Tony Greene, Jerry Heaster			
<b>LSU - 69</b>												<b>Record: 9-0</b>			
NO. Name	Min	FG	3P	FT	Rebounds	Fouls	TP	AS	TO	ST	Blocks	+/-	Shooting By Period		
		MA	MA	MA	OR DR TOT	PF FD					BS BA		1st	2nd	
4 Darius Days	F 28:05	2-11	1-7	0-1	1 9	10	2	3	5	1	2	1	0	1	4
5 Mwan Wilson	F 15:46	0-1	0-0	0-0	1 0	2	0	0	1	0	0	0	5		
15 Elton Reid	C 23:02	3-9	0-1	0-1	5 3	8	3	2	6	2	1	2	1	8	
0 Brandon Murray	G 29:37	3-8	1-4	3-4	1 2	3	2	2	10	0	2	2	0	1	
1 Xavier Pinson	G 32:04	3-6	1-3	6-7	0 1	1	2	7	13	6	4	2	0	0	
2 Eric Gaines	G 28:24	2-9	0-3	4-4	1 3	4	3	2	8	3	4	2	0	2	
3 Alex Fudge	G 15:37	2-5	0-0	0-0	3 2	5	0	1	4	0	4	0	4	0	
13 Tari Eason	G 27:25	9-13	0-1	5-7	2 4	6	3	4	23	1	2	2	0	0	
Team		3		1 4		0		1		1		11		6 5 16	
<b>Totals</b>		24-62	3-19	18-24	17 25	42	17	21	69	13	21	11	6	5	16
Technical Fouls: NONE															

NCAA		Official Basketball Box Score - Final										Game Time: 6:00 PM			
		Georgia Tech at Southern California										Game Duration: 1:42			
		12/18/21 Footprint Center, Phoenix										Attendance: 7,621			
		2021-22 Men's Basketball										Officials: Greg Nixon, Kipp Kissinger, Rob Riley			
<b>Georgia Tech - 53</b>												<b>Record: 5-5</b>			
NO. Name	Min	FG	3P	FT	Rebounds	Fouls	TP	AS	TO	ST	Blocks	+/-	Shooting By Period		
		MA	MA	MA	OR DR TOT	PF FD					BS BA		1st	2nd	
4 Jordan Usher	F 28:59	5-14	1-2	0-0	2 3	5	3	0	11	0	1	1	0	1	
12 Khalid Moore	F 25:13	1-3	0-0	0-0	5 3	8	4	1	2	2	1	1	0	0	
24 Rodney Howard	C 19:38	0-0	0-0	1-2	1 2	3	1	1	1	0	2	0	0	0	
0 Michael DeVoe	G 34:14	9-22	2-6	5-7	1 3	4	0	4	25	1	0	3	0	0	
5 Deivon Smith	G 22:25	2-5	0-2	0-0	5 5	2	1	4	1	1	2	0	0	0	
2 Saba Giberia	G 09:13	0-2	0-0	0-0	0 5	5	1	0	0	0	0	0	1	0	
1 Kyle Sturdivant	20:28	2-6	1-4	0-0	1 1	1	0	1	0	5	0	1	0	0	
10 Dallon "Deebo" Coleman	24:19	1-5	1-2	0-0	0 0	0	2	0	3	1	1	0	0	0	
13 Miles Kelly	15:31	1-7	0-3	0-0	0 0	0	2	0	2	0	0	0	0	0	
Team		3		0 3		0		0		0		11		7 1 2 14	
<b>Totals</b>		21-64	5-19	6-9	12 22	34	16	7	53	5	7	1	2	14	
Technical Fouls: NONE															

NCAA		Official Basketball Box Score - Final										Game Time: 6:00 PM			
		Georgia St. at Georgia Tech										Game Duration: 2:25			
		12/21/21 McCarth Pavilion, Atlanta										Attendance: 4,288			
		2021-22 Men's Basketball										Officials: Ron Groover, Mia Roberts, Chuck Jones			
<b>Georgia St. - 62</b>												<b>Record: 6-5</b>			
NO. Name	Min	FG	3P	FT	Rebounds	Fouls	TP	AS	TO	ST	Blocks	+/-	Shooting By Period		
		MA	MA	MA	OR DR TOT	PF FD					BS BA		1st	2nd	
15 Jai'Hain Hudson	F 28:35	4-5	0-0	0-0	3 3	6	5	0	8	0	1	2	0	1	
25 Jalen Thomas	C 31:46	3-14	0-0	2-3	3 5	8	3	2	8	1	1	3	4	0	
10 Nelson Phillips	G 34:31	4-8	2-5	1-3	1 2	3	5	3	11	1	0	0	0	0	
11 Corey Allen	G 39:11	5-17	1-2	0-0	5 5	2	15	2	5	2	0	0	0	13	
12 Kane Williams	G 38:07	2-11	0-1	9-9	1 1	2	2	9	13	3	2	1	1	2	
2 Justin Roberts	22:57	0-1	0-1	2-2	0 2	2	2	2	0	2	0	0	0	0	
33 Jamall Cyce	11:03	1-2	0-0	0-0	1 2	3	0	2	0	0	0	0	0	0	
0 Evan Johnson	17:29	1-7	1-4	0-0	0 0	0	1	1	3	4	0	3	0	1	
30 Kaleb Scott	01:21	0-0	0-0	0-0	0 0	0	0	0	0	0	0	0	0	0	
Team		3		1 4		0		0		0		11		5 5 10	
<b>Totals</b>		20-71	7-22	15-19	12 21	33	20	19	62	11	11	12	5	5	
Technical Fouls: NONE															

NCAA		Official Basketball Box Score - Final										Game Time: 6:00 PM			
		Louisville at Georgia Tech										Game Duration: 2:14			
		01/02/22 McCamish Pavilion, Atlanta										Attendance: 4,853			
		2021-22 Men's Basketball										Officials: Roger Ayers, Mark Schuur, Tommy Morrissey			
<b>Louisville - 67</b>												<b>Record: 9-4 (3-0)</b>			
NO. Name	Min	FG	3P	FT	Rebounds	Fouls	TP	AS	TO	ST	Blocks	+/-	Shooting By Period		
		MA	MA	MA	OR DR TOT	PF FD					BS BA		1st	2nd	
5 Malik Williams	F 31:55	9-12	0-1	2-5	2 9	11	2	4	2	4	20	1	2	1	
10 Samuel Williamson	F 26:18	1-5	0-1	1-2	0 4	4	0	2	3	4	1	0	0	0	
33 Matt Cross	F 25:08	4-7	2-5	3-3	2 6	8	2	3	13	2	3	1	2	0	
0 Noah Locke	G 31:54	3-7	2-5	2-4	1 1	2	1	2	10	0	2	0	0	0	
13 Jarrod West	G 36:54	2-8	0-3	2-2	0 2	4	3	6	4	1	3	0	0	0	
3 El Ellis	13:09	0-3	0-2	1-2	0 2	2	1	2	1	1	2	1	0	0	
24 Jae'Lyn Withers	10:26	0-2	0-1	1-2	0 2	2	2	1	1	1	2	0	0	0	
14 Dre Davis	23:02	5-6	1-1	2-2	1 0	1	0	2	13	1	0	0	1	0	
21 Sydney Curry	01:14	0-0	0-0	0-0	0 0	0	0	0	0	0	0	0	0	0	
Team		2		0 2		0		0		0		11		5 4 3 3	
<b>Totals</b>		24-50	5-19	14-22	8 26	34	12	19	67	15	13	5	4	3	
Technical Fouls: NONE															

NCAA		Official Basketball Box Score - Final										Game Time: 9:00 PM			
		Georgia Tech - 72										Game Duration: 2:25			
		12/21/21 McCarth Pavilion, Atlanta										Attendance: 4,288			
		2021-22 Men's Basketball										Officials: Ron Groover, Mia Roberts, Chuck Jones			
<b>Georgia Tech - 72</b>												<b>Record: 6-5</b>			
NO. Name	Min	FG	3P	FT	Rebounds	Fouls	TP	AS	TO	ST	Blocks	+/-	Shooting By Period		
		MA	MA	MA	OR DR TOT	PF FD					BS BA		1st	2nd	
4 Jordan Usher	F 39:16	8-14	5-6	9-10	2 9	11	3	6	30	0	1	3	0	2	
12 Khalid Moore	F 33:02	3-7	0-0	5-6	3 3	6	1	4	11	2	1	0	0	0	
24 Rodney Howard	C 07:49	0-0	0-0	0-0	1 1	2	0	1	2	0	0	0	0	0	
0 Michael DeVoe	G 30:07	2-11	1-8	3-6	1 5	6	4	8	3	5	1	1	0	4	
5 Deivon Smith	G 20:49	2-5	0-0	0-0	3 3	2	4	2	6	1	0	1	0	1	
2 Saba Giberia	13:39	1-1	0-0	0-0	3 3	3	2	0	3	0	2	0	0	0	
1 Kyle Sturdivant	28:21	4-9	2-4	2-2	1 6	7	3	2	12	1	1	1	0	10	
13 Miles Kelly	26:15	1-5	1-3	0-0	1 2	3	0	3	0	3	0	0	1	9	
23 Jordan Meka	21:19	0-2	0-0	0-0	1 6	7	4	0	2	1	0	2	0	0	
11 Tristan Maxwell	04:23	1-2	0-1	0-0	1 0	1	0	2	0	0	0	0	0	3	
Team		1		1 2		0		0		0		11		23 6 5 5 10	
<b>Totals</b>		22-56	9-22	19-24	12 39	51	19	20	72	11	23	6	5	10	
Technical Fouls: NONE															

NCAA		Official Basketball Box Score - Final										Game Time: 6:00 PM			
		Louisville at Georgia Tech										Game Duration: 2:14			
		01/02/22 McCamish Pavilion, Atlanta										Attendance: 4,853			
		2021-22 Men's Basketball										Officials: Roger Ayers, Mark Schuur, Tommy Morrissey			
<b>Louisville - 67</b>												<b>Record: 9-4 (3-0)</b>			
NO. Name	Min	FG	3P	FT	Rebounds	Fouls	TP	AS	TO	ST	Blocks	+/-	Shooting By Period		
		MA	MA	MA	OR DR TOT	PF FD					BS BA		1st	2nd	
4 Jordan Usher	F 38:13	6-11	3-6	2-2	1 5	6	2	1	17	4	2	2	0	0	
12 Khalid Moore	F 28:52	3-5	0-0	0-2	0 4	4	1	2	6	2	1	1	1	0	
23 Jordan Meka	C 20:15	1-1	0-0	0-0	2 2	4	5	2	1	0	0	0	2	0	
0 Michael DeVoe	G 33:14	7-16	4-8	5-6	0 2	2	3	5	23	2	4	3	0	1	
5 Deivon Smith	G 10:46	0-5	0-0	0-0	1 0	1	1	0	0	0	0	0	0	0	
3 Saba Giberia	14:39	0-1	0-1	0-0	1 1	1	1	1	1	0	1	0	0	0	
10 Dallon "Deebo" Coleman	18:14	0-2	0-2	2-2	0 1	1	2	1	2	0	0	1	0	0	
1 Kyle Sturdivant	25:30	6-13	2-5	0-0	2 2	1	0	14	1	0	0	0	1	4	
13 Miles Kelly	09:35	0-2	0-2	0-0	0 0	0	0	0	0	0	0	0	1	0	
14 Jalon Moore	00:42	0-0	0-0	0-0	0 0	0	0	0	0	0	0	0	0	0	
Team		2		2 4		0		0		0		11		9 8 3 4 3	
<b>Totals</b>		23-56	9-24	9-12	6 19	25	19	12	64	11	9	8	3	4	
Technical Fouls: NONE															

NCAA		Official Basketball Box Score - Final										Game Time: 9:00 PM	
		Georgia St. at Georgia Tech										Game Duration: 2:25	
		12/21/21 McCarth Pavilion, Atlanta										Attendance: 4,288	
		2021-22 Men's Basketball										Officials: Ron Groover, Mia Roberts, Chuck Jones	
<b>Georgia St. - 62</b>												<b>Record: 6-5</b>	
NO. Name	Min	FG	3P	FT	Rebounds	Fouls	TP	AS	TO	ST	Blocks		

# 2021-22 BOX SCORES

Official Basketball Box Score - Final  
**Georgia Tech at #2 Duke**  
01/04/22 Cameron Indoor Stadium, Durham, N.C.  
2021-22 Duke Basketball

Game Time: 9:05 PM  
Game Duration: 2:08  
Attendance: 9,914

Officials: Bert Smith, AJ Desai, Jeff Hartness

Georgia Tech - 57		Record: 6-7 (0-3)										Shooting By Period					
NO. Name	Min	FG	3P	FT	Rebounds	Fouls	TP	AS	TO	ST	Blocks	1st	2nd	3rd	4th		
		M/A	M/A	M/A	OR DR TOT	PF					BS BA +/-	FG%	3P%	FT%	FT%		
4 Jordan Usher	F	33:34	4-9	0-0	3-4	2	2	4	3	5	11	1	2	1	0	3	-14
12 Khalid Moore	F	23:59	3-9	1-2	0-0	0	2	2	5	0	7	0	0	0	2	1	3
23 Jordan Meka	C	21:24	1-6	0-0	0-0	4	4	8	3	0	2	0	0	0	0	3	-17
0 Michael Devoe	G	38:37	8-19	3-10	2-2	1	6	7	3	5	21	2	1	1	1	1	-12
1 Kyle Sturdivant	G	20:40	2-5	1-1	2-2	0	3	3	5	1	7	2	2	3	0	0	-2
2 Saba Gigberia	G	14:06	2-6	0-0	2-4	2	4	6	4	2	6	1	1	1	0	0	2
3 Bubba Parham	G	27:00	0-5	0-0	0-0	0	0	0	1	1	0	3	0	3	0	1	-8
10 Dallan "Deebo" Coleman	G	20:40	1-5	1-2	0-0	0	1	1	3	0	3	0	0	0	1	0	-14
<b>Team</b>																	
<b>Totals</b>		21-64	6-20	9-12	10	25	35	27	14	57	9	9	5	7	8	1	-12

Technical Fouls: NONE

Shooting By Period  
1st FG%: 8-32 25.0%  
3PT%: 3-9 33.3%  
FT%: 4-4 100%  
2nd FG%: 13-32 40.6%  
3PT%: 3-11 27.3%  
FT%: 5-8 62.5%  
GM FG%: 21-64 32.8%  
3PT%: 6-20 30.0%  
FT%: 9-12 75.0%

Dead Ball Rebounds: 2, 0

Official Basketball Box Score - Final  
**#2 Duke - 69**  
Record: 12-1 (2-0)

NO. Name	Min	FG	3P	FT	Rebounds	Fouls	TP	AS	TO	ST	Blocks	1st	2nd	3rd	4th		
		M/A	M/A	M/A	OR DR TOT	PF					BS BA +/-	FG%	3P%	FT%	FT%		
0 Wendell Moore Jr.	F	35:32	2-11	1-3	3-5	1	1	2	2	3	8	2	3	0	0	3	4
5 Paolo Banchero	F	36:15	4-8	0-1	9-16	3	8	11	2	9	17	4	3	2	3	0	10
15 Mark Williams	C	20:08	4-8	0-0	2-2	5	9	14	0	1	10	0	2	0	3	1	0
1 Trevor Keels	G	36:10	4-10	2-6	0-0	5	5	2	0	10	0	1	1	0	0	5	
3 Jeremy Roach	G	36:10	1-5	0-2	7-9	0	3	3	4	7	9	3	1	0	0	1	11
12 Theo John	G	03:59	0-2	0-0	0-0	1	1	1	0	1	0	0	0	0	0	1	2
21 AJ Griffin	G	22:45	3-5	1-2	5-8	3	6	6	1	6	12	2	0	0	1	0	17
13 Joey Baker	G	07:19	1-1	1-1	0-0	0	0	0	0	3	0	0	0	0	0	0	4
2 Jaylen Blakes	G	01:42	0-1	0-1	0-0	0	1	1	0	0	0	0	0	0	0	0	4
<b>Team</b>																	
<b>Totals</b>		19-51	5-16	26-40	14	34	48	14	27	69	11	10	3	8	7	12	

Technical Fouls: NONE

Shooting By Period  
1st FG%: 9-29 31.0%  
3PT%: 3-9 33.3%  
FT%: 14-19 73.7%  
2nd FG%: 10-22 45.5%  
3PT%: 2-7 28.6%  
FT%: 12-21 57.1%  
GM FG%: 19-51 37.3%  
3PT%: 5-16 31.3%  
FT%: 26-40 65.0%

Dead Ball Rebounds: 7, 0

GT		DUKE		Points from Turnovers		GT		DUKE		Period by Period Scoring		
Biggest lead	2 (1st 15:16)	15 (2nd 8:21)	Turnovers	7	7	1st	2nd	TOT	GT	2nd	3rd	TOT
Best Scoring Run	6 (2nd 5:51)	8 (1st 2:27)	Paint	28	26	GT	23	34	57			
Lead Changes	2		Second Chance	8	17	DUKE	35	34	69			
Times Tied	1		Fast Breaks	4	14							
Time with Lead	01:20	37:23	Bench	9	15							

Official Basketball Box Score - Final  
**Notre Dame at Georgia Tech**  
01/09/22 McCamish Pavilion, Atlanta  
2021-22 Men's Basketball

Game Time: 8:00 PM  
Game Duration: 2:05  
Attendance: 5,613

Officials: Jame Luckie, Jeff Clark, Jeff Poir

Notre Dame - 72		Record: 9-5 (3-1)										Shooting By Period				
NO. Name	Min	FG	3P	FT	Rebounds	Fouls	TP	AS	TO	ST	Blocks	1st	2nd	3rd	4th	
		M/A	M/A	M/A	OR DR TOT	PF					BS BA +/-	FG%	3P%	FT%	FT%	
14 Nate Laszewski	F	34:45	1-2	0-2	0	9	9	3	3	3	1	2	1	0	0	9
0 Blake Wesley	G	40:01	9-21	3-7	1-1	2	5	7	2	2	22	3	4	3	0	9
3 Premish Hubb	G	40:40	4-10	2-6	0-1	0	4	4	2	1	10	9	3	2	0	5
5 Cormac Ryan	G	23:05	3-5	1-2	0-0	0	1	1	4	1	7	0	1	3	0	-16
23 Dane Goodwin	G	37:13	6-18	0-5	2-2	1	4	5	1	1	14	3	1	1	0	3
2 Trey Wertz	G	12:54	0-1	0-1	0-0	0	1	1	2	0	0	0	0	1	0	-4
20 Paul Atkinson Jr.	G	36:22	8-9	0-0	0-0	2	5	7	1	3	16	3	1	0	2	0
<b>Team</b>																
<b>Totals</b>		31-66	7-23	3-6	6	32	38	14	12	72	19	12	11	2	3	4

Technical Fouls: NONE

Shooting By Period  
1st FG%: 13-32 40.6%  
3PT%: 3-10 30.0%  
FT%: 0-2 0%  
2nd FG%: 15-28 53.6%  
3PT%: 2-9 22.2%  
FT%: 1-1 100%  
OT FG%: 3-6 50.0%  
3PT%: 2-4 50.0%  
FT%: 2-3 66.7%  
GM FG%: 31-66 47.0%  
3PT%: 7-23 30.4%  
FT%: 3-6 50.0%

Dead Ball Rebounds: 2, 0

Official Basketball Box Score - Final  
**Georgia Tech - 68**  
Record: 6-8 (0-4)

NO. Name	Min	FG	3P	FT	Rebounds	Fouls	TP	AS	TO	ST	Blocks	1st	2nd	3rd	4th	
		M/A	M/A	M/A	OR DR TOT	PF					BS BA +/-	FG%	3P%	FT%	FT%	
4 Jordan Usher	F	40:04	7-17	2-7	0	1	13	14	2	1	16	6	5	0	2	-2
12 Khalid Moore	F	35:34	3-9	0-2	2-3	2	2	4	1	3	8	0	0	0	1	-4
23 Jordan Meka	C	17:38	0-1	0-0	0-0	2	3	2	0	0	0	2	0	1	0	-3
0 Michael Devoe	G	42:43	8-15	1-6	3-3	1	5	6	1	5	20	3	4	1	1	-4
1 Kyle Sturdivant	G	37:58	3-8	2-4	2-2	1	0	1	3	1	10	4	0	2	0	-3
10 Dallan "Deebo" Coleman	G	23:29	1-5	1-5	3-4	0	2	2	2	2	6	1	1	3	0	-2
2 Saba Gigberia	G	02:06	0-0	0-0	0-0	0	1	1	0	0	0	0	0	0	0	-2
11 Tristan Maxwell	G	13:22	2-6	0-2	0-0	0	0	0	1	1	4	0	0	0	0	4
5 Devon Smith	G	07:02	1-3	0-0	0-0	1	2	3	0	1	2	0	1	0	0	-1
13 Miles Kelly	G	05:04	1-3	0-1	0-0	0	1	1	0	0	2	0	0	0	0	-3
<b>Team</b>																
<b>Totals</b>		26-67	6-27	10-12	10	30	40	12	14	68	15	14	6	3	2	-4

Technical Fouls: NONE

Shooting By Period  
1st FG%: 14-33 42.4%  
3PT%: 4-14 28.6%  
FT%: 3-4 75%  
2nd FG%: 10-27 37.0%  
3PT%: 2-10 20.0%  
FT%: 5-6 83.3%  
OT FG%: 2-7 28.6%  
3PT%: 0-3 0.0%  
FT%: 2-2 100%  
GM FG%: 26-67 38.8%  
3PT%: 6-27 22.2%  
FT%: 10-12 83.3%

Dead Ball Rebounds: 1, 0

ND		GaTech		Points from Turnovers		ND		GaTech		Period by Period Scoring		
Biggest lead	6 (1st OT 1:49)	8 (1st 11:20)	Turnovers	13	17	1st	2nd	TOT	ND	2nd	3rd	TOT
Best Scoring Run	11 (2nd 12:38)	7 (1st 15:12)	Paint	40	26	GT	23	34	57			
Lead Changes	8		Second Chance	6	7	DUKE	35	34	68			
Times Tied	4		Fast Breaks	4	12							
Time with Lead	11:33	27:46	Bench	16	14							

Official Basketball Box Score - Final  
**Georgia Tech at Boston College**  
01/12/22 Silvio O. Conte Forum, Chestnut Hill, Mass.  
2021-22 Men's Basketball

Game Time: 9:00 PM  
Game Duration: 2:03  
Attendance: 5,591

Officials: Brian Dorsey, Pat Driscoll, Pat Adams

Georgia Tech - 81		Record: 7-8 (1-4)										Shooting By Period				
NO. Name	Min	FG	3P	FT	Rebounds	Fouls	TP	AS	TO	ST	Blocks	1st	2nd	3rd	4th	
		M/A	M/A	M/A	OR DR TOT	PF					BS BA +/-	FG%	3P%	FT%	FT%	
4 Jordan Usher	F	27:17	6-12	1-4	1-4	1	4	5	3	14	4	3	2	0	0	11
12 Khalid Moore	F	21:02	0-3	0-0	2-2	1	3	4	4	3	2	2	3	0	1	6
0 Michael Devoe	G	37:26	5-10	0-2	3-3	4	5	9	2	5	13	4	4	2	4	8
1 Kyle Sturdivant	G	19:05	3-6	0-0	0-0	0	2	2	1	0	6	1	0	0	0	3
10 Dallan "Deebo" Coleman	G	29:32	4-8	3-6	0-0	3	2	5	4	0	11	2	1	2	0	2
5 Devon Smith	G	24:17	3-4	0-1	3-4	2	3	5	3	3	3	1	2	0	0	6
11 Tristan Maxwell	G	25:56	7-11	1-2	0-1	1	3	1	22	0	1	0	0	0	0	-4
13 Miles Kelly	G	13:52	1-3	0-1	2-2	0	2	2	1	1	4	1	1	0	0	3
23 Jordan Meka	G	01:33	0-0	0-0	0-0	0	0	0	0	0	0	0	0	0	0	-4
<b>Team</b>																
<b>Totals</b>		29-57	11-25	12-17	11	24	35	22	16	81	17	17	10	6	1	5

Technical Fouls: NONE

Shooting By Period  
1st FG%: 14-29 48.3%  
3PT%: 5-12 41.7%  
FT%: 3-5 60%  
2nd FG%: 15-26 53.6%  
3PT%: 6-13 46.2%  
FT%: 9-12 75%  
GM FG%: 29-57 50.9%  
3PT%: 11-25 44.0%  
FT%: 12-17 70.6%

Dead Ball Rebounds: 5, 0

Official Basketball Box Score - Final  
**Boston College - 76**  
Record: 6-8 (1-3)

NO. Name	Min	FG	3P	FT	Rebounds	Fouls	TP	AS	TO	ST	Blocks	1st	2nd	3rd	4th
		M/A	M/A	M/A	OR DR TOT	PF					BS BA +/-	FG%	3P%	FT%	FT%
1 T.J. Bickerstaff	F	19:31	1-3	0-0	0-0	1	2	3	2	1	2	0	2	0	



# 2021-22 BOX SCORES

**Wake Forest at Georgia Tech**  
Official Basketball Box Score - Final  
Game Duration: 1:57  
Attendance: 4,698  
01/19/22 McCamish Pavilion, Atlanta  
2021-22 Men's Basketball

Record: 15-4 (5-3)      Game Time: 7:00 PM  
Officials: Jamie Luckie, Ted Valentine, Johnq Gaffney

NO.	Name	Min	FG		3P		FT		Rebounds		Fouls		TP	AS	TO	ST	Blocks		+/-
			M/A	A/A	M/A	A/A	OR	DR	PF	FD	BS	BA							
1	Isiah Muclius	F	32:08	8-12	2-6	0-0	0	2	2	0	0	18	1	1	2	0	0	0	3
13	Dallas Walton	C	21:36	5-7	0-0	1-1	2	3	2	1	11	1	1	3	1	0	0	0	7
0	Jake LaRavia	G	40:00	5-7	0-1	3-4	2	3	3	4	13	9	5	1	2	1	16		
4	Daivien Williamson	G	23:30	4-9	3-5	0-0	1	1	2	0	1	1	0	3	1	0	1	6	
31	Khalid Moore	G	36:40	8-13	1-5	2-2	0	7	7	2	3	19	9	4	1	3	0	14	
20	Khadim Sy	G	22:08	0-3	0-3	0-0	0	5	5	3	1	0	0	3	1	0	0	18	
30	Damari Monsanto	G	11:41	2-5	2-5	0-0	0	8	8	1	0	6	0	0	0	2	0	14	
11	Carter Whitt	G	12:17	1-2	0-1	0-0	0	0	0	1	0	2	3	1	0	0	0	2	
Team																			
Totals			33:58	8-26	6-7	4	30	34	12	10	80	23	18	9	8	2	16		

Georgia Tech - 64      Record: 7-10 (1-6)

NO.	Name	Min	FG		3P		FT		Rebounds		Fouls		TP	AS	TO	ST	Blocks		+/-
			M/A	A/A	M/A	A/A	OR	DR	PF	FD	BS	BA							
4	Jordan Usher	F	22:40	5-10	1-4	2-6	2	3	5	2	4	13	0	2	2	0	1	-13	
12	Khalid Moore	F	27:39	1-3	0-1	2-2	2	1	3	3	1	4	1	0	1	0	0	-12	
2	Saba Gigberia	C	16:47	4-8	0-0	0-0	1	0	1	1	0	8	3	2	0	0	0	-3	
0	Michael Devove	G	33:01	9-21	2-9	2-2	0	1	1	2	8	22	2	2	1	0	1	-17	
1	Kyle Sturdivant	G	25:42	2-4	0-0	0-0	1	1	2	1	0	4	1	2	2	0	1	-11	
24	Rodney Howard	C	16:25	0-2	0-0	1-2	2	2	4	0	1	1	3	0	1	1	-8		
5	Devon Smith	G	15:18	1-1	0-0	0-0	2	2	1	1	2	3	4	0	0	0	-8		
10	Dallan "Deebo" Coleman	G	20:48	2-9	1-5	0-0	0	3	3	0	0	5	0	0	3	2	0	-8	
11	Tristan Maxwell	G	10:56	1-7	1-3	1-2	1	3	4	0	2	4	1	1	1	0	2	-1	
13	Miles Kelly	G	10:44	0-0	0-0	1-1	0	3	3	0	0	1	0	1	0	1	-7		
Team																			
Totals			25:65	5-22	9-15	12	20	32	10	12	64	14	15	11	2	8	-16		

Technical Fouls: NONE

Biggest lead	Wake	GaTech	Points from Turnovers	Wake	GaTech	Period by Period Scoring		
						1st	2nd	TOT
16 (2 <sup>nd</sup> 4:00)	4 (1 <sup>st</sup> 15:53)		21	14				
Best Scoring Run	10 (2 <sup>nd</sup> 5:51)	6 (1 <sup>st</sup> 15:53)	Paint	48	30			
Lead Changes	5		Second Chance	2	9			
Times Tied	8		Fast Breaks	24	13			
Time with Lead	30:29	04:25	Bench	8	13			
			Wake	37	43	80		
			GaTech	33	31	64		

**Clayton St. at Georgia Tech**  
Official Basketball Box Score - Final  
Game Duration: 1:53  
Attendance: 4,127  
01/23/22 McCamish Pavilion, Atlanta  
2021-22 Men's Basketball

Record: 6-10      Game Time: 5:00 PM  
Officials: Ron Groover, Mark Schurz, Kellen Miller

NO.	Name	Min	FG		3P		FT		Rebounds		Fouls		TP	AS	TO	ST	Blocks		+/-
			M/A	A/A	M/A	A/A	OR	DR	PF	FD	BS	BA							
5	Ricardo Lynch	F	17:39	1-7	1-4	2-4	1	1	2	1	2	5	1	2	0	0	0	-23	
40	Jalen Shaw	C	17:10	4-4	0-0	2-4	0	3	3	1	3	10	0	2	0	1	0	-15	
0	Xavier Joyner	G	15:47	1-5	1-5	0-0	0	0	1	1	3	1	0	2	0	0	0	-19	
2	Kobie Johnson	G	18:16	0-4	0-3	0-0	0	2	2	0	0	0	2	1	1	0	0	-12	
23	Wes Williams	G	15:22	0-5	0-3	0-0	0	2	2	0	0	0	1	4	1	0	0	-19	
4	Xavier Womack	G	21:31	2-3	0-0	2-3	1	3	1	5	9	4	1	1	0	0	-21		
44	Ricardo Saams Jr.	F	21:15	2-6	0-2	2-3	0	0	0	2	2	6	0	0	0	1	0	-26	
1	Austin Hadden	F	17:37	2-7	0-3	2-6	3	1	4	0	6	6	3	1	1	0	1	-18	
15	Glenn Robinson II	F	22:10	3-6	2-4	0-0	0	2	2	0	8	1	0	0	0	0	-37		
25	Jordan Walker	F	22:34	2-4	0-1	0-0	2	2	4	2	4	0	0	4	0	3	0	-38	
24	Jordan Curtis	F	10:39	1-3	0-1	0-0	0	0	0	1	0	2	0	1	0	0	0	-22	
Team																			
Totals			18:54	4-26	13-25	10	15	25	9	19	53	13	16	6	5	2	-50		

Georgia Tech - 103      Record: 8-10

NO.	Name	Min	FG		3P		FT		Rebounds		Fouls		TP	AS	TO	ST	Blocks		+/-
			M/A	A/A	M/A	A/A	OR	DR	PF	FD	BS	BA							
4	Jordan Usher	F	23:43	7-11	2-4	0-0	2	3	5	0	1	16	1	2	1	0	0	37	
12	Khalid Moore	F	17:49	3-5	1-1	2-2	1	3	4	0	1	9	1	0	2	0	1	35	
24	Rodney Howard	C	09:12	1-2	0-0	2-2	1	3	5	1	4	4	0	1	1	0	0	6	
0	Michael Devove	G	27:04	7-13	4-7	2-3	0	6	6	0	2	20	7	3	1	0	1	40	
1	Kyle Sturdivant	G	19:53	3-5	1-3	0-0	0	1	1	0	0	7	5	1	3	0	0	21	
10	Dallan "Deebo" Coleman	G	23:30	4-5	4-5	0-0	2	2	3	0	12	0	0	1	0	0	0	32	
5	Devon Smith	G	21:12	2-10	0-0	0-0	4	1	5	2	1	4	2	1	1	1	2	26	
13	Miles Kelly	F	21:25	2-5	2-3	0-0	0	1	1	3	0	6	1	0	0	0	0	16	
23	Jordan Meke	F	14:22	2-3	0-0	0-0	2	3	5	4	1	4	3	0	2	0	0	30	
14	Jalen Moore	F	13:12	5-6	1-1	2-2	3	3	6	0	11	13	0	2	1	1	0	8	
2	Saba Gigberia	C	06:02	3-5	0-0	2-2	2	1	3	2	1	8	1	0	0	0	0	0	
30	Coleman Boyd	G	01:18	0-0	0-0	0-0	0	0	0	0	0	0	0	0	0	0	0	0	
33	Brayden Daniels	G	01:18	0-0	0-0	0-0	0	0	0	0	0	0	0	0	0	0	0	0	
Team																			
Totals			39:70	15-24	10-11	16	31	47	19	9	103	22	10	13	2	5	-50		

Technical Fouls: NONE

Biggest lead	ClaySt	GaTech	Points from Turnovers	ClaySt	GaTech	Period by Period Scoring		
						1st	2nd	TOT
2 (1 <sup>st</sup> 17:25)	50 (2 <sup>nd</sup> 1:18)		20	21				
Best Scoring Run	7 (2 <sup>nd</sup> 14:50)	13 (2 <sup>nd</sup> 18:53)	Paint	29	48			
Lead Changes	2		Second Chance	8	16			
Times Tied	2		Fast Breaks	7	27			
Time with Lead	00:22	38:34	Bench	35	47			
			GaTech	51	52	103		

**Florida St. at Georgia Tech**  
Official Basketball Box Score - Final  
Game Duration: 2:05  
Attendance: 4,697  
01/29/22 McCamish Pavilion, Atlanta  
Georgia Tech vs. Florida State

Record: 13-6 (6-3)      Game Time: 9:00 PM  
Officials: Roger Ayers, Bill Covington, Tony Henderson

NO.	Name	Min	FG		3P		FT		Rebounds		Fouls		TP	AS	TO	ST	Blocks		+/-
			M/A	A/A	M/A	A/A	OR	DR	PF	FD	BS	BA							
22	John Butler	F	23:18	3-6	2-3	0-0	0	2	2	0	0	8	0	1	0	0	0	-2	
24	Nahem McLeod	C	17:40	4-6	0-0	2-3	5	2	7	1	2	10	0	1	0	0	0	-4	
0	RayQuan Evans	G	27:22	1-3	0-1	4-4	0	0	2	6	4	5	3	0	0	0	-22		
2	Anthony Polite	G	26:13	4-8	3-3	0-0	2	2	4	3	1	11	0	3	1	1	0	-9	
4	Caleb Mills	G	19:03	2-7	1-4	0-0	2	2	1	1	4	5	2	3	1	0	0	-9	
1	Jalen Warley	G	21:07	3-6	0-2	0-0	1	3	4	3	0	6	3	0	0	0	0	-2	
10	Malik Osborne	G	18:42	1-5	0-2	1-3	0	2	2	1	3	3	0	0	0	0	0	-4	
31	Wyatt Wilkes	G	07:58	0-0	0-0	2-3	0	1	1	1	0	1	2	0	0	0	0	-4	
35	Matthew Cleveland	F	26:52	2-10	0-1	1-3	1	6	7	3	3	5	3	0	0	0	0	-5	
11	Tanon Ngom	G	03:07	0-0	0-0	0-0	0	0	0	0	2	0	0	0	0	0	0	-6	
21																			

# 2021-22 BOX SCORES

Official Basketball Box Score - Final														Game Time: 9:00 PM																																																	
Georgia Tech at Virginia Tech														Game Duration: 2:00																																																	
02/02/22 Cassell Coliseum, Blacksburg, Va.														Attendance: 6,887																																																	
2021-22 Men's Basketball														Officials: Ron Groover, Brian Dorsey, Matt Potter																																																	
<b>Georgia Tech - 66</b>														<b>Record: 9-12 (3-8)</b>																																																	
NO. Name	Min	FG	3P	FT	Rebounds	Fouls	TP	AS	TO	ST	Blocks	BS	BA	+/-	Shooting By Period																																																
4 Jordan Usher	F 26:18	3-12	2-6	0-0	0 3 3	5 1	8	1	2	0	0	0	0	-16	1st FG%: 14-32 43.8%																																																
12 Khalid Moore	F 21:33	0-6	0-2	0-0	2 1 3	4 0	0	0	1	1	0	0	-22	3PT%: 4-12 33.3%																																																	
24 Rodney Howard	C 23:47	1-3	0-0	2-2	2 4 6	3 1	4	1	1	2	2	1	1	2	2nd FG%: 10-28 35.7%																																																
0 Michael Devove	G 37:27	11-19	5-9	3-3	1 1 2	2 4	30	0	4	0	0	1	-14	3PT%: 6-13 46.2%																																																	
1 Kyle Sturdivant	G 27:11	4-5	1-1	0-0	1 1 2	1 0	9	3	1	2	0	0	-18	FT%: 5-5 100%																																																	
5 Deivon Smith	18:31	3-7	1-3	2-2	0 2 2	0 1	9	2	0	2	0	0	4	GM FG%: 24-60 40.0%																																																	
10 Dallan "Deebo" Coleman	24:33	2-5	1-2	1-1	0 2 2	2 2	6	1	0	0	0	0	-14	3PT%: 10-25 40.0%																																																	
13 Miles Kelly	13:07	0-2	0-0	0-0	0 3 3	3 2	0	0	2	0	0	0	0	FT%: 8-8 100.0%																																																	
14 Jalon Moore	07:31	0-0	0-0	0-0	1 1 2	3 0	0	0	1	0	0	0	4	Dead Ball Rebounds: 1.0																																																	
2 Saba Gigberia	00:02	0-1	0-0	0-0	0 0 0	0 0	0	0	0	0	0	0	0																																																		
Team					0 1 1		0																																																								
<b>Totals</b>	<b>24:60</b>	<b>10-25</b>	<b>8-8</b>	<b>7</b>	<b>19</b>	<b>26</b>	<b>23</b>	<b>11</b>	<b>66</b>	<b>8</b>	<b>12</b>	<b>7</b>	<b>3</b>	<b>-15</b>																																																	
Technical Fouls: NONE																																																															
<b>Virginia Tech - 81</b>														<b>Record: 10-12 (4-7)</b>																																																	
NO. Name	Min	FG	3P	FT	Rebounds	Fouls	TP	AS	TO	ST	Blocks	BS	BA	+/-	Shooting By Period																																																
22 Keve Aluma	F 27:23	8-11	0-0	8-9	3 4 7	1 7	24	1	3	0	0	0	8	1st FG%: 15-25 60.0%																																																	
25 Juslyn Mutts	F 32:35	4-4	0-0	2-2	5 3 8	2 4	10	4	2	0	1	0	11	3PT%: 6-12 50.0%																																																	
0 Hunter Cattor	G 37:18	2-8	1-7	3-4	0 5 5	2 4	8	3	2	1	0	0	21	FT%: 10-12 83.3%																																																	
4 Nahiem Alleyne	G 26:26	2-7	1-4	0-0	0 0 0	3 3	5	2	1	2	0	0	4	2nd FG%: 13-28 46.4%																																																	
5 Storm Murphy	G 31:32	6-10	4-6	2-2	0 3 3	1 1	18	3	2	1	0	0	15	3PT%: 2-8 25.0%																																																	
13 Darius Maddox	13:46	2-4	1-2	1-3	0 0 1	1 2	16	1	1	0	0	0	4	FT%: 7-10 70%																																																	
1 David N'Guessan	18:46	3-8	0-0	1-2	1 6 7	0 1	7	2	0	0	1	2	11	GM FG%: 28-53 52.8%																																																	
3 Sean Pedulla	09:57	1-1	1-1	0-0	0 1 1	0 2	3	0	2	1	0	0	3	3PT%: 8-20 40.0%																																																	
21 John Ojako	02:17	0-0	0-0	0-0	0 0 0	0 0	0	0	0	0	0	0	-2	FT%: 17-22 77.3%																																																	
Team					0 4 4		0		1					Dead Ball Rebounds: 2.1																																																	
<b>Totals</b>	<b>28:53</b>	<b>8-20</b>	<b>17-22</b>	<b>9</b>	<b>27</b>	<b>36</b>	<b>11</b>	<b>23</b>	<b>81</b>	<b>16</b>	<b>14</b>	<b>4</b>	<b>3</b>	<b>15</b>																																																	
Technical Fouls: NONE																																																															
<table border="1"> <tr> <td>Biggest lead</td> <td>Jacket</td> <td>Hokies</td> <td>Points from Turnovers</td> <td>Jacket</td> <td>Hokies</td> <td colspan="2">Period by Period Scoring</td> </tr> <tr> <td>1 (1st 17:40)</td> <td>22 (2nd 13:53)</td> <td>22 (2nd 13:53)</td> <td>10</td> <td>14</td> <td>1st</td> <td>2nd</td> <td>TOT</td> </tr> <tr> <td>Best Scoring Run</td> <td>8 (2nd 3:47)</td> <td>8 (1st 3:21)</td> <td>Paint</td> <td>26</td> <td>36</td> <td>Jacket</td> <td>35 31 66</td> </tr> <tr> <td>Lead Changes</td> <td>2</td> <td>9</td> <td>Second Chance</td> <td>2</td> <td>9</td> <td>Hokies</td> <td>46 35 81</td> </tr> <tr> <td>Times Tied</td> <td>9</td> <td>9</td> <td>Fast Breaks</td> <td>5</td> <td>10</td> <td></td> <td></td> </tr> <tr> <td>Time with Lead</td> <td>00:08</td> <td>37:19</td> <td>Bench</td> <td>15</td> <td>16</td> <td></td> <td></td> </tr> </table>														Biggest lead	Jacket	Hokies	Points from Turnovers	Jacket	Hokies	Period by Period Scoring		1 (1st 17:40)	22 (2nd 13:53)	22 (2nd 13:53)	10	14	1st	2nd	TOT	Best Scoring Run	8 (2nd 3:47)	8 (1st 3:21)	Paint	26	36	Jacket	35 31 66	Lead Changes	2	9	Second Chance	2	9	Hokies	46 35 81	Times Tied	9	9	Fast Breaks	5	10			Time with Lead	00:08	37:19	Bench	15	16				
Biggest lead	Jacket	Hokies	Points from Turnovers	Jacket	Hokies	Period by Period Scoring																																																									
1 (1st 17:40)	22 (2nd 13:53)	22 (2nd 13:53)	10	14	1st	2nd	TOT																																																								
Best Scoring Run	8 (2nd 3:47)	8 (1st 3:21)	Paint	26	36	Jacket	35 31 66																																																								
Lead Changes	2	9	Second Chance	2	9	Hokies	46 35 81																																																								
Times Tied	9	9	Fast Breaks	5	10																																																										
Time with Lead	00:08	37:19	Bench	15	16																																																										

Official Basketball Box Score - Final														Game Time: 2:00 PM																																																	
Clemson at Georgia Tech														Game Duration: 1:47																																																	
02/05/22 McCamish Pavilion, Atlanta														Attendance: 5,784																																																	
2021-22 Men's Basketball														Officials: Tod Valentine, Lamar Simpson, Mark Schurr																																																	
<b>Clemson - 64</b>														<b>Record: 12-10 (4-7)</b>																																																	
NO. Name	Min	FG	3P	FT	Rebounds	Fouls	TP	AS	TO	ST	Blocks	BS	BA	+/-	Shooting By Period																																																
24 PJ Hall	F 27:51	9-15	0-2	0-0	4 4 8	1 4	18	4	3	1	2	0	-11	1st FG%: 9-25 36.0%																																																	
33 Naz Bohannon	F 30:03	4-6	0-0	1-2	2 6 8	2 2	9	2	5	2	0	0	-8	3PT%: 1-9 11.1%																																																	
2 Al-Amir Dawes	G 28:01	6-11	0-0	2-2	0 2 2	2 0	18	2	4	2	0	0	-3	FT%: 1-2 50%																																																	
3 Chase Hunter	G 34:01	1-7	0-3	2-2	1 4 5	1 3	4	5	3	1	0	0	4	2nd FG%: 15-33 45.5%																																																	
13 David Collins	G 30:27	2-5	0-1	2-2	1 5 6	3 4	6	1	2	2	1	0	0	3PT%: 5-15 33.3%																																																	
1 Ian Schieffelin	13:06	2-5	0-1	0-0	1 2 3	1 0	4	0	0	0	1	0	2	FT%: 9-9 100%																																																	
4 Nick Honor	19:04	0-5	0-3	0-0	0 0 0	1 0	0	0	2	1	0	0	-12	GM FG%: 24-58 41.4%																																																	
12 Alex Hernerway	16:57	0-4	0-4	5-5	0 1 1	2 2	5	0	0	1	0	0	3	3PT%: 5-24 25.0%																																																	
Team					1 0 1		0		0					FT%: 10-11 90.9%																																																	
<b>Totals</b>	<b>24:58</b>	<b>6-24</b>	<b>10-11</b>	<b>10</b>	<b>24</b>	<b>34</b>	<b>13</b>	<b>15</b>	<b>64</b>	<b>16</b>	<b>18</b>	<b>9</b>	<b>4</b>	<b>-5</b>																																																	
Technical Fouls: NONE																																																															
<b>Georgia Tech - 69</b>														<b>Record: 10-12 (3-8)</b>																																																	
NO. Name	Min	FG	3P	FT	Rebounds	Fouls	TP	AS	TO	ST	Blocks	BS	BA	+/-	Shooting By Period																																																
4 Jordan Usher	F 25:19	5-11	2-5	2-3	1 3 4	3 3	14	2	4	3	0	0	-3	1st FG%: 13-27 48.1%																																																	
12 Khalid Moore	F 22:37	2-4	0-0	1-1	0 2 2	0 2	5	1	0	1	0	1	1	3PT%: 2-3 66.7%																																																	
24 Rodney Howard	C 07:35	1-2	0-0	0-0	0 1 1	0 0	2	1	0	1	0	0	-9	FT%: 1-2 50%																																																	
0 Michael Devove	G 32:26	1-7	1-5	0-0	1 1 2	3 0	3	5	3	1	0	1	-9	2nd FG%: 12-30 40.0%																																																	
1 Kyle Sturdivant	G 14:41	3-5	1-2	1-2	0 5 5	1 1	8	2	1	0	1	0	-7	3PT%: 5-14 35.7%																																																	
23 Jordan Meka	27:17	1-5	0-0	0-0	2 3 5	4 0	2	0	0	3	0	0	16	FT%: 7-10 70%																																																	
10 Dallan "Deebo" Coleman	21:21	3-8	3-7	0-0	4 1 1	3 1	9	1	3	0	0	0	8	GM FG%: 25-57 43.9%																																																	
5 Deivon Smith	25:44	6-10	0-1	4-5	4 4 8	1 5	16	6	5	1	0	0	12	3PT%: 10-25 40.0%																																																	
13 Miles Kelly	23:00	3-5	3-5	1-2	1 2 3	0 1	10	0	2	0	0	0	16	FT%: 9-13 69.2%																																																	
Team					1 1 2		0		0					Dead Ball Rebounds: 1.0																																																	
<b>Totals</b>	<b>25:57</b>	<b>10-25</b>	<b>9-13</b>	<b>10</b>	<b>23</b>	<b>33</b>	<b>15</b>	<b>13</b>	<b>69</b>	<b>18</b>	<b>10</b>	<b>1</b>	<b>4</b>	<b>5</b>																																																	
Technical Fouls: NONE																																																															
<table border="1"> <tr> <td>Biggest lead</td> <td>Clem</td> <td>GeTech</td> <td>Points from Turnovers</td> <td>Clem</td> <td>GeTech</td> <td colspan="2">Period by Period Scoring</td> </tr> <tr> <td>6 (1st 16:12)</td> <td>16 (1st 6:32)</td> <td>16 (1st 6:32)</td> <td>15</td> <td>23</td> <td>1st</td> <td>2nd</td> <td>TOT</td> </tr> <tr> <td>Best Scoring Run</td> <td>11 (2nd 17:49)</td> <td>16 (1st 6:32)</td> <td>Paint</td> <td>20</td> <td>24</td> <td>Clem</td> <td>20 44 64</td> </tr> <tr> <td>Lead Changes</td> <td>2</td> <td>9</td> <td>Second Chance</td> <td>8</td> <td>16</td> <td>GeTech</td> <td>33 36 69</td> </tr> <tr> <td>Times Tied</td> <td>1</td> <td>2</td> <td>Fast Breaks</td> <td>6</td> <td>16</td> <td></td> <td></td> </tr> <tr> <td>Time with Lead</td> <td>05:16</td> <td>33:08</td> <td>Bench</td> <td>9</td> <td>37</td> <td></td> <td></td> </tr> </table>														Biggest lead	Clem	GeTech	Points from Turnovers	Clem	GeTech	Period by Period Scoring		6 (1st 16:12)	16 (1st 6:32)	16 (1st 6:32)	15	23	1st	2nd	TOT	Best Scoring Run	11 (2nd 17:49)	16 (1st 6:32)	Paint	20	24	Clem	20 44 64	Lead Changes	2	9	Second Chance	8	16	GeTech	33 36 69	Times Tied	1	2	Fast Breaks	6	16			Time with Lead	05:16	33:08	Bench	9	37				
Biggest lead	Clem	GeTech	Points from Turnovers	Clem	GeTech	Period by Period Scoring																																																									
6 (1st 16:12)	16 (1st 6:32)	16 (1st 6:32)	15	23	1st	2nd	TOT																																																								
Best Scoring Run	11 (2nd 17:49)	16 (1st 6:32)	Paint	20	24	Clem	20 44 64																																																								
Lead Changes	2	9	Second Chance	8	16	GeTech	33 36 69																																																								
Times Tied	1	2	Fast Breaks	6	16																																																										
Time with Lead	05:16	33:08	Bench	9	37																																																										

Official Basketball Box Score - Final														Game Time: 7:00 PM		
Georgia Tech at Miami (FL)														Game Duration: 2:04		
02/09/22 Watson Center, Coral Gables, Fla.														Attendance: 5,866		
2021-22 Men's Basketball														Officials: Bill Covington, Mike Roberts, Tony Henderson		
<b>Georgia Tech - 70</b>														<b>Record: 10-13 (3-9)</b>		
NO. Name	Min	FG	3P	FT	Rebounds	Fouls	TP	AS	TO	ST	Blocks	BS	BA	+/-	Shooting By Period	
4 Jordan Usher	F 28:01	6-10	1-4	3-4	0 3 3	4 3	16	2	6	0	0	0	-12	1st FG%: 14-30 46.7%		
12 Khalid Moore	F 21:19	0-2	0-0	0-0	1 1 2	5 0	0	1	0	0	0	0	-18	3PT%: 2-2 100%		
24 Rodney Howard	C 02:07	0-0	0-0	0-0	0 0 0	0 0	0	0	0	0	0	0	-4	2nd FG%: 12-25 48.0%		
0 Michael Devove	G 36:57	6-15	2-7	6-7	1 6 7	3 4	20	3	1	0	0	-2	3PT%: 1-9 11.1%			
1 Kyle Sturdivant	G 25:22	5-11	1-5	1-1	0 3 3	5 2	12	4	3	2	0	0	-2	FT%: 9-12 75%		
5 Deivon Smith	21:45	3-5	0-1	0-0	0 7 7	2 6	6	0	2	1	1	0	-19	GM FG%: 26-55 47.3%		
10 Dallan "Deebo" Coleman	31:28	6-10	3-7	0-0	1 0 1	3 2	15	1	1	3	0	0	3	3PT%: 7-24 29.2%		
23 Jordan Meka	15:20	0-1	0-0	0-0	1 4 5	4 2	0	1	1	1	2	1	0	FT%: 11-14 78.6%		
13 Miles Kelly	17:41	0-1	0-0	1-2	0 0 0	1 1	1	1	2	0	1	1	9	Dead Ball Rebounds: 3.0		
Team					3 1 4		0		1							
<b>Totals</b>	<b>26:55</b>	<b>7-24</b>	<b>11-14</b>	<b>7</b>	<b>25</b>	<b>32</b>	<b>27</b>	<b>14</b>	<b>70</b>	<b>14</b>	<b>18</b>	<b>10</b>	<b>3</b>	<b>-9</b>		
Technical Fouls: Devove 2nd 1:28																
<b>Miami (FL) - 79</b>														<b>Record: 17-7 (9-4)</b>		
NO. Name	Min	FG	3P	FT	Rebounds	Fouls	TP	AS	TO	ST	Blocks	BS	BA	+/-	Shooting By Period	
1 Anthony Walker	F 26:03	6-10	0-1	0-0	4 4 8	0 1	12	2	3	0	1	0	15	1st FG%: 13-26 50.0%		
21 Sam Waardenburg	F 38:00	5-8	3-4	6-6	3 5 8	2 5	19	5	1	0	1	2	15	3PT%: 2-10 20.0%		
2 Isaiah Wong	G 38:27	5-10	0-4	4-6	0 7 7	3 6	14	1	3	2	0	0	11	FT%: 6-7 85.7%		
3 Charlie Moore	G 25:19	5-6	1-2	3-3	0 1 1	4 6	13	5	1	2	0	0	7	2nd FG%: 14-30 46.7%		
23 Kameron McGusty	G 30:53	5-17	1-8	6-8	0 0 0	4 5	17	2	3	4	0	1	2	3PT%: 3-12 25.0%		
55 Wooga Poplar	10:50	0-0	0-0	0-1	1 1 1	1 0	0	0	0	1	0	0	-7	FT%: 14-19 73.7%		
4 Bensley Joseph	28:21	1-5														





# 2021-22 BOX SCORES

Official Basketball Box Score - Final														Game Time: 8:00 PM														
NC State at Georgia Tech														Game Duration: 2:03														
02/15/22 McCamish Pavilion, Atlanta														Attendance: 4,568														
2021-22 Men's Basketball														Officials: Ted Valentine, Pat Discolor, Matt Potter														
NC State - 76														Record: 11-16 (4-12)														
NO. Name	Min	FG	3P	FT	Rebounds	Fouls	TP	AS	TO	ST	Blocks	BS	BA	+/-	Shooting By Period													
4 Jenicole Hellems	39:18	3-16	3-11	6-6	1 6 7	3 2 15	1	5	1	0	1	1	0	1	17	1 <sup>st</sup> FG% 19-32 59.4%												
21 Ebenazer Dowuona	22:42	2-4	0-0	0 2 2	2 1 4	0 0 1	0	1	3	1	8					3 <sup>rd</sup> FT% 8-14 57.1%												
0 Terquavion Smith	24:11	9-14	6-8	2-2	3 6 9	4 1 26	3	1	1	0	0	0	0	24	FT% 5-5 100%													
1 Dereon Seabron	34:49	3-6	0-1	5-9	2 8 10	0 7 11	0	1	0	0	0	0	0	12	2 <sup>nd</sup> FG% 7-11 22.6%													
14 Casey Morseall	22:39	3-7	0-2	0-0	1 3 4	1 1 6	2	0	0	0	0	0	0	16	3 <sup>rd</sup> FT% 3-15 20.0%													
5 Thomas Allen	14:38	0-2	0-1	0-0	2 2 4	0 2 0	1	1	1	0	0	0	0	-4	FT% 8-13 61.5%													
11 Jaylon Gibson	15:17	0-1	0-0	0-0	2 0 2	1 0 0	0	0	2	0	0	0	0	2	GM FG% 26-63 41.3%													
3 Cam Hayes	25:02	6-13	2-6	0-1	0 5 5	0 1 14	2	0	1	0	2	1	0	2	FT% 11-29 37.9%													
12 Chase Graham	00:42	0-0	0-0	0-0	0 0 0	1 0 0	0	0	1	0	0	0	0	0	FT% 13-18 72.2%													
20 Alex Nunnally	00:42	0-0	0-0	0-0	0 0 0	0 0 0	0	0	0	0	0	0	0	-1	Dead Ball Rebounds: 5, 0													
Team																												
Totals														26-63	11-29	13-18	12-33	45	15	78	9	13	5	3	4	15	Technical Fouls: NONE	
Georgia Tech - 61														Record: 10-15 (3-11)														
NO. Name	Min	FG	3P	FT	Rebounds	Fouls	TP	AS	TO	ST	Blocks	BS	BA	+/-	Shooting By Period													
4 Jordan Usher	24:01	3-12	0-2	2-2	0 3 3	0 1 8	2	3	0	0	0	0	0	21	1 <sup>st</sup> FG% 10-28 35.7%													
12 Khalid Moore	22:28	2-3	0-0	0 4 4	1 1 4	0 0 4	1	0	4	1	0	0	0	0	9	3 <sup>rd</sup> FT% 4-5 80%												
24 Rodney Howard	32:27	7-8	0-0	0-1	5 6 11	5 1 14	1	0	0	2	0	0	0	9	2 <sup>nd</sup> FG% 14-36 38.9%													
0 Michael Devove	35:20	7-17	2-8	2-2	1 1 2	1 3 18	4	2	1	1	2	1	2	-17	3 <sup>rd</sup> FT% 4-12 33.3%													
1 Kyle Sturdivant	28:08	2-9	2-5	4-4	1 2 3	2 3 10	3	0	1	0	0	0	0	-9	FT% 4-6 66.7%													
5 Deivon Smith	15:11	0-3	0-0	0-0	1 1 1	1 1 0	1	0	3	0	0	0	0	-14	GM FG% 24-64 37.5%													
10 Dallon "Deebo" Coleman	27:12	1-6	1-4	0-0	0 2 2	3 1 3	0	0	0	0	0	0	0	1	3 <sup>rd</sup> FT% 5-22 22.7%													
13 Miles Kelly	06:47	1-4	0-3	0-1	0 2 2	1 1 2	0	1	2	0	0	0	0	-2	FT% 8-11 72.7%													
23 Jordan Meka	02:19	0-0	0-0	0-0	0 0 0	0 0 0	0	0	0	0	0	0	0	-5	Dead Ball Rebounds: 0, 0													
14 Jalon Moore	06:07	1-2	0-0	0-0	0 0 0	1 0 0	2	0	0	1	1	0	0	0														
Team																												
Totals														24-64	5-22	8-11	10 25	35	15	12	61	11	9	4	3	-15	Technical Fouls: NONE	
Biggest lead														NCST		GaTech		Points from Turnovers		NCST		GaTech		Period by Period Scoring				
Best Scoring Run														30 (2 <sup>nd</sup> 17:27)		0 (1 <sup>st</sup> 20:00)		15 8		1st 2nd TOT		51 25 76						
Lead Changes														10 (1 <sup>st</sup> 16:58)		7 (2 <sup>nd</sup> 13:32)		28 38		NCST		GaTech		25 36 61				
Times Tied														0		0		11 12										
Time with Lead														39:34		00:00		14 7										

Official Basketball Box Score - Final														Game Time: 7:00 PM													
Georgia Tech at Syracuse														Game Duration: 2:20													
02/23/22 Carrier Dome, Syracuse														Attendance: 22,042													
2021-22 Men's Basketball														Officials: Ron Groover, Clarence Armstrong, Tony Chiazza													
Georgia Tech - 73														Record: 11-16 (4-12)													
NO. Name	Min	FG	3P	FT	Rebounds	Fouls	TP	AS	TO	ST	Blocks	BS	BA	+/-	Shooting By Period												
4 Jordan Usher	29:33	6-13	0-2	2-2	6 7 13	3 4 14	5	5	0	0	0	0	0	0	18	1 <sup>st</sup> FG% 14-31 45.2%											
12 Khalid Moore	29:09	0-5	0-0	1-2	2 4 6	0 2 1	1	2	1	0	1	0	1	-3	3 <sup>rd</sup> FT% 4-11 36.4%												
24 Rodney Howard	36:08	7-12	0-0	5-6	3 7 10	5 5 19	1	3	0	2	0	2	0	2	FT% 1-2 50%												
0 Michael Devove	43:35	5-15	4-12	0-0	0 5 5	1 0 14	4	0	1	0	1	0	1	-1	2 <sup>nd</sup> FG% 10-27 37.0%												
1 Kyle Sturdivant	32:09	3-8	1-4	0-0	2 2 4	0 7 3	1	2	0	0	0	0	0	-7	3 <sup>rd</sup> FT% 3-10 30.0%												
10 Dallon "Deebo" Coleman	17:59	2-4	2-4	2-3	1 1 2	2 1 8	0	1	0	0	0	0	0	0	FT% 7-11 63.6%												
13 Miles Kelly	21:11	2-5	2-5	0-0	0 4 4	0 1 0	6	2	0	0	0	0	0	-4	OT FG% 2-8 25.0%												
14 Jalon Moore	15:16	1-4	0-0	2-4	1 3 4	1 3 4	2	0	0	1	1	0	0	8	3 <sup>rd</sup> FT% 2-6 33.3%												
Team																											
Totals														26-66	9-27	12-17	14 38	52	16	16	73	18	14	4	3	-1	FT% 4-4 100%
Syracuse - 74														Record: 15-12 (9-7)													
NO. Name	Min	FG	3P	FT	Rebounds	Fouls	TP	AS	TO	ST	Blocks	BS	BA	+/-	Shooting By Period												
0 Jimmy Boenheim	44:25	6-17	2-4	6-8	4 6 10	3 6 20	1	1	0	0	0	2	3	3	1 <sup>st</sup> FG% 12-34 35.3%												
21 Cole Swider	42:10	6-14	4-10	2-2	3 9 12	3 1 18	1	1	0	0	0	0	0	-4	3 <sup>rd</sup> FT% 5-17 29.4%												
5 Frank Anselom	28:47	1-3	0-0	0-1	2 8 10	5 2 2	0	1	0	2	1	2	1	2	FT% 4-6 66.7%												
11 Joseph Girard III	42:27	3-15	3-11	3-5	0 2 0	0 3 12	5	0	3	0	0	0	0	-1	2 <sup>nd</sup> FG% 9-31 29.0%												
35 Buddy Boenheim	41:49	5-20	1-7	4-4	0 0 0	1 2 15	4	2	2	0	0	0	0	-9	3 <sup>rd</sup> FT% 9-12 75%												
34 Bourama Sidibe	15:36	2-2	0-0	1-2	2 3 5	4 2 5	1	1	0	2	1	0	0	0	OT FG% 3-8 37.5%												
13 Benny Williams	02:50	0-0	0-0	0-0	0 0 0	0 0 0	0	0	0	0	0	0	0	5	3 <sup>rd</sup> FT% 2-5 40.0%												
10 Symir Torrence	06:56	1-2	0-0	0-0	0 0 0	0 0 0	2	0	0	0	0	0	0	-3	FT% 3-4 75%												
Team																											
Totals														24-73	10-32	16-22	14 29	43	16	16	74	12	4	7	3	1	GM FG% 24-73 32.9%
Biggest lead														GaT		SYR		Points from Turnovers		GaT		SYR		Period by Period Scoring			
Best Scoring Run														9 (1 <sup>st</sup> 15:06)		6 (2 <sup>nd</sup> 5:23)		2 14		1st 2nd OTI TOT		33 30 10 73					
Lead Changes														12		0		34 20		GaT		SYR		33 30 11 74			
Times Tied														12		14		10 10									
Time with Lead														14:17		21:33		18 7									

Official Basketball Box Score - Final														Game Time: 7:00 PM													
Georgia Tech at Pitt														Game Duration: 1:57													
02/19/22 Petersen Events Center, Pittsburgh, PA														Attendance: 9,085													
2021-22 Men's Basketball														Officials: Jamie Luckie, Mark Schurz, Tommy Morrissey													
Georgia Tech - 68														Record: 11-15 (4-11)													
NO. Name	Min	FG	3P	FT	Rebounds	Fouls	TP	AS	TO	ST	Blocks	BS	BA	+/-	Shooting By Period												
4 Jordan Usher	31:01	4-9	0-3	2-2	1 7 8	3 4 4	10	5	2	4	0	0	0	4	1 <sup>st</sup> FG% 14-28 50.0%												
12 Khalid Moore	25:29	3-6	1-2	0-0	0 4 4	2 2 7	1	0	0	1	0	0	0	4	3 <sup>rd</sup> FT% 3-10 30.0%												
24 Rodney Howard	33:13	6-9	0-0	2-2	4 3 7	5 1 14	1	1	1	0	1	0	1	14	FT% 6-6 100%												
0 Michael Devove	36:22	8-15	2-6	4-4	2 4 6	0 4 4	22	3	2	0	1	0	0	13	2 <sup>nd</sup> FG% 12-28 42.9%												
1 Kyle Sturdivant	29:57	3-6	1-2	0-1	0 3 3	2 1 7	5	3	1	0	0	0	0	11	3 <sup>rd</sup> FT% 3-8 37.5%												
10 Dallon "Deebo" Coleman	23:39	2-7	2-4	2-2	1 0 1	3 2 8	1	0	0	0	0	0	0	-8	FT% 4-5 80%												
5 Deivon Smith	13:28	0-1	0-0	0-0	0 1 1	1 1 0	2	1	0	0	0	0	0	1	GM FG% 26-56 46.4%												
13 Miles Kelly	01:39	0-1	0-1	0-0	0 0 0	1 0 0	0	0	0	0	0	0	0	-2	FT% 6-18 33.3%												
23 Jordan Meka	05:12	0-2	0-0	0-0	0 0 0	3 0 0	0	0	0	0	0	0	0	-7	3 <sup>rd</sup> FT% 10-11 90.9%												
Team																											
Totals														26-56	6-18	10-11	8 23	31	20	15	68	18	11	6	2	6	Dead Ball Rebounds: 0, 1
Pitt - 62														Record: 11-17 (6-11)													
NO. Name	Min	FG	3P	FT	Rebounds	Fouls	TP	AS	TO	ST	Blocks	BS	BA	+/-	Shooting By Period												
15 Moutamadou Gueye	40:00	10-15	2-6	5-7	12 1 6	27 1 2	1	1	1	0	0	0	0	-6	1 <sup>st</sup> FG% 11-24 45.8%												
23 John Hugley	32:37	7-10	0-0	4-6	4 7 11	3 6 18	1	2	0	0	0	0	0	-9	3 <sup>rd</sup> FT% 4-11 36.4%												
2 Femi Odukale	31:18	0-3	0-1	3-4	0 0 4	3 3 0	4	3	0	0	0	0	0	-1	FT% 2-2 100%												
11 Jamarious Burton	36:18	1-11	0-3	2-2	1 3 4	1 4 4	4	7	3	0	0	1	0	-6	2 <sup>nd</sup> FG% 10-27 37.0%												
12 Ithiel Horton	39:01	3-11	3-9	1-2	0 1 1	3 1 10	3	2	2	0	1	0	0	-8	3 <sup>rd</sup> FT% 1-9 11.1%												
3 Noah Collier	07:23	0-0	0-0	0-0	2 2 1	0 0 0	0	1	0	0	0	0	0	3	FT% 13-18 72.2%												
31 Onyebuchi Ezeakudo	06:05	0-1	0-1	0-0	0 1 1	2 0 0	0	0	0	0	0	0	0	0	GM FG% 21-51 41.2%												
24 William Jeffress	07:18	0-0	0-0	0-0	0 2 2	0 0 0	0	0	1	0	1	0	0	-6	3 <sup>rd</sup> FT% 5-20 25.0%												
Team																											
Totals														21-51	5-20	15-20	10 23	33	15	20	62	15	16	3	2	2	FT% 15-20 75.0%
Biggest lead														GT		Pitt		Points from Turnovers		GT		Pitt		Period by Period Scoring			
Best Scoring Run														18 (2 <sup>nd</sup> 5													

# 2021-22 BOX SCORES

Official Basketball Box Score - Final															Game Time: 5:00 PM																																																														
Georgia Tech at Notre Dame															Game Duration: 1:51																																																														
02/26/22 Purcell Pavilion at the Joyce Center, Notre Dame															Attendance: 9,149																																																														
2021-22 Men's Basketball															Officials: Ted Valentine, Brent Hampton, Justin Porterfield																																																														
<b>Georgia Tech - 56</b>															<b>Record: 11-19 (4-14)</b>																																																														
NO. Name	Min	FG M-A	3P M-A	FT M-A	Rebounds OR DR TOT	Fouls PF FD	TP	AS	TO	ST	Blocks BS BA	+/-	Shooting By Period																																																																
4 Jordan Usher	F 27:25	6-8	0-0	4-4	1 3 4	1 4 16	2	1	2	0	0 0 0	-18	1st FG%	11-28	39.3%																																																														
12 Khalid Moore	F 13:30	0-3	0-0	0-0	0 1 1	1 0 0	0	0	1	0	0 0 0	-25	3PT%	2-11	18.2%																																																														
24 Rodney Howard	C 36:12	5-10	0-0	0-1	3 5 8	1 2 10	0	0	0	0	1 0 0	-22	FT%	3-5	60%																																																														
0 Michael Devove	G 26:31	3-10	0-3	1-4	1 5 6	1 3 7	4	2	0	0	0 1 0	-21	2nd FG%	10-33	30.3%																																																														
1 Kyle Sturdivant	G 26:06	3-7	1-2	4-4	0 1 1	3 3 11	1	0	0	0	0 1 0	-30	3PT%	2-9	22.2%																																																														
10 Dallan "Deebo" Coleman	24:37	0-8	0-6	1-2	1 0 1	3 1 1	0	0	2	0	0 0 0	-18	GM FG%	21-61	34.4%																																																														
13 Miles Kelly	29:24	3-10	3-8	0-0	1 2 3	1 2 9	0	0	0	1	0 1 0	-15	3PT%	4-20	20.0%																																																														
14 Jalón Moore	16:15	1-5	0-1	0-1	1 1 2	3 1 2	1	2	0	2	1 0 1	-21	FT%	10-16	62.5%																																																														
Team					1 2 3	0										Dead Ball Rebounds: 1, 0																																																													
<b>Totals</b>		21-61	4-20	10-16	9 20 29	14 16 56	8	7	5	3	4 3 4	-34																																																																	
Technical Fouls: NONE																																																																													
<b>Notre Dame - 90</b>															<b>Record: 21-8 (14-4)</b>																																																														
NO. Name	Min	FG M-A	3P M-A	FT M-A	Rebounds OR DR TOT	Fouls PF FD	TP	AS	TO	ST	Blocks BS BA	+/-	Shooting By Period																																																																
20 Paul Atkinson Jr.	F 25:39	5-13	0-0	0-0	2 4 6	1 0 10	2	2	0	1	1 0 1	24	1st FG%	18-27	66.7%																																																														
10 Blake Wesley	G 30:40	5-9	2-5	3-6	0 4 4	3 7 15	2	2	1	0	0 0 0	19	3PT%	7-11	63.6%																																																														
3 Prontis Hubbard	G 27:51	5-6	3-4	0-0	0 1 1	2 1 13	6	1	0	1	0 0 0	24	FT%	3-6	50%																																																														
5 Cormac Ryan	G 27:19	3-4	2-3	0-0	1 9 10	2 0 8	3	1	1	0	0 0 0	18	2nd FG%	14-29	48.3%																																																														
23 Dane Goodwin	G 27:53	6-8	3-5	2-2	0 1 1	1 1 1	17	2	1	1	0 0 0	24	3PT%	7-11	63.6%																																																														
2 Trey Wertz	21:41	3-5	3-4	0-0	0 4 4	2 1 9	3	1	1	0	0 0 0	14	FT%	10-10	100%																																																														
14 Nate Laszewski	22:43	3-7	0-2	2-2	1 8 9	2 1 8	1	1	0	1	1 0 1	12	GM FG%	32-56	57.1%																																																														
1 J.R. Konieczny	05:02	2-3	0-0	0-0	0 0 0	1 0 4	0	0	0	0	0 0 0	11	3PT%	13-16	81.3%																																																														
12 Tony Sanders Jr.	03:44	0-0	0-0	0-0	0 0 0	0 0 0	0	0	0	0	0 0 0	8	FT%	13-16	81.3%																																																														
25 Matt Zona	03:44	0-0	0-0	0-0	0 4 4	2 0 0	0	0	0	0	0 0 0	8	Dead Ball Rebounds: 1, 0																																																																
31 Elijah Morgan	03:44	0-1	0-0	0-0	1 1 2	0 3 6	2	0	1	0	0 0 0	8																																																																	
Team					1 0 1	0										Dead Ball Rebounds: 1, 0																																																													
<b>Totals</b>		32-56	13-23	13-16	6 36 42	16 14 90	21	10	5	4	3 34	-34																																																																	
Technical Fouls: NONE																																																																													
<table border="1"> <tr> <th>GT</th> <th>UND</th> <th>Points from Turnovers</th> <th>GT</th> <th>UND</th> <th colspan="4">Period by Period Scoring</th> </tr> <tr> <td>0 (1st 20:00)</td> <td>34 (2nd 0:37)</td> <td></td> <td></td> <td></td> <th>1st</th> <th>2nd</th> <th>OT</th> <th>TOT</th> </tr> <tr> <td>Best Scoring Run</td> <td>7 (2nd 12:01)</td> <td>10 (1st 2:58)</td> <td>Paint</td> <td>30</td> <td>36</td> <td></td> <td></td> <td></td> </tr> <tr> <td>Lead Changes</td> <td>0</td> <td>0</td> <td>Second Chance</td> <td>8</td> <td>7</td> <td></td> <td></td> <td></td> </tr> <tr> <td>Times Tied</td> <td>0</td> <td>0</td> <td>Fast Breaks</td> <td>0</td> <td>12</td> <td></td> <td></td> <td></td> </tr> <tr> <td>Time with Lead</td> <td>00:00</td> <td>39:42</td> <td>Bench</td> <td>12</td> <td>27</td> <td></td> <td></td> <td></td> </tr> <tr> <td></td> <td></td> <td></td> <td></td> <td></td> <td>UND</td> <td>46</td> <td>44</td> <td>90</td> </tr> </table>															GT	UND	Points from Turnovers	GT	UND	Period by Period Scoring				0 (1st 20:00)	34 (2nd 0:37)				1st	2nd	OT	TOT	Best Scoring Run	7 (2nd 12:01)	10 (1st 2:58)	Paint	30	36				Lead Changes	0	0	Second Chance	8	7				Times Tied	0	0	Fast Breaks	0	12				Time with Lead	00:00	39:42	Bench	12	27									UND	46	44	90
GT	UND	Points from Turnovers	GT	UND	Period by Period Scoring																																																																								
0 (1st 20:00)	34 (2nd 0:37)				1st	2nd	OT	TOT																																																																					
Best Scoring Run	7 (2nd 12:01)	10 (1st 2:58)	Paint	30	36																																																																								
Lead Changes	0	0	Second Chance	8	7																																																																								
Times Tied	0	0	Fast Breaks	0	12																																																																								
Time with Lead	00:00	39:42	Bench	12	27																																																																								
					UND	46	44	90																																																																					

Official Basketball Box Score - Final															Game Time: 7:00 PM																																																																							
Georgia Tech at Clemson															Game Duration: 2:02																																																																							
03/02/22 Littlejohn Coliseum, Clemson															Attendance: 5,602																																																																							
2021-22 Clemson Men's Basketball															Officials: Brian Dorsey, Brian O'Connell, Clarence Armstrong																																																																							
<b>Georgia Tech - 65</b>															<b>Record: 11-19 (4-15)</b>																																																																							
NO. Name	Min	FG M-A	3P M-A	FT M-A	Rebounds OR DR TOT	Fouls PF FD	TP	AS	TO	ST	Blocks BS BA	+/-	Shooting By Period																																																																									
4 Jordan Usher	F 31:54	3-10	1-3	2-2	0 5 5	3 1 9	2	4	0	0	0 1 0	-4	1st FG%	14-31	45.2%																																																																							
24 Rodney Howard	C 34:10	4-7	0-0	3-5	3 1 4	3 5 11	3	4	0	0	2 0 2	-5	3PT%	4-13	30.8%																																																																							
0 Michael Devove	G 37:39	6-10	2-4	1-2	0 7 7	3 2 15	2	1	1	0	0 0 0	-3	FT%	1-2	50%																																																																							
1 Kyle Sturdivant	G 37:28	5-13	2-8	0-0	0 4 4	1 0 12	5	2	4	0	0 1 0	-8	2nd FG%	11-25	44.0%																																																																							
10 Dallan "Deebo" Coleman	G 34:46	3-5	1-3	1-1	0 2 2	0 2 8	1	0	0	0	0 0 1	-8	3PT%	3-9	33.3%																																																																							
12 Khalid Moore	13:40	2-7	0-2	1-1	1 1 2	2 1 5	1	1	0	1	1 1 2	2	FT%	7-9	77.8%																																																																							
13 Miles Kelly	10:23	2-4	1-2	0-0	2 3 5	0 0 0	5	1	0	0	0 0 0	2	GM FG%	25-56	44.6%																																																																							
Team					1 1 2	0								3PT%	7-22	31.8%																																																																						
<b>Totals</b>		25-56	7-22	8-11	7 24 31	12 11 65	15	12	5	1	5 3	-3	FT%	8-11	72.7%																																																																							
Technical Fouls: NONE																																																																																						
<b>Clemson - 68</b>															<b>Record: 15-15 (7-12)</b>																																																																							
NO. Name	Min	FG M-A	3P M-A	FT M-A	Rebounds OR DR TOT	Fouls PF FD	TP	AS	TO	ST	Blocks BS BA	+/-	Shooting By Period																																																																									
1 Ian Schieffelin	F 24:13	3-7	0-0	0-0	1 5 6	1 2 6	1	1	3	0	1 0 0	-8	1st FG%	11-25	44.0%																																																																							
10 Ben Middlebrooks	C 15:11	2-3	0-0	1-2	0 1 1	1 1 2	5	2	1	2	2 0 0	16	3PT%	3-10	30.0%																																																																							
3 Chase Hunter	G 32:16	1-5	1-2	2-2	0 4 4	1 2 5	4	2	1	1	0 0 0	0	FT%	2-3	66.7%																																																																							
4 Nick Honor	G 14:12	2-4	1-3	0-0	0 0 0	0 0 0	1	5	1	0	0 0 0	-2	2nd FG%	17-28	60.7%																																																																							
13 David Collins	G 36:42	8-10	1-3	2-2	1 6 7	1 4 19	4	2	2	1	0 0 0	-2	3PT%	3-11	27.3%																																																																							
2 Al-Amir Dawes	27:43	3-10	2-8	0-0	0 2 2	0 0 8	0	1	2	0	1 2	0	FT%	4-4	100%																																																																							
33 Naz Bohannon	19:17	4-5	0-0	1-1	0 3 3	2 1 9	1	2	0	0	0 0 0	-1	GM FG%	28-53	52.8%																																																																							
5 Hunter Tyson	17:20	4-6	0-2	0-0	0 2 2	3 0 8	0	1	1	0	0 0 0	-1	3PT%	6-21	28.6%																																																																							
12 Alex Hemenway	13:06	1-3	1-3	0-0	0 1 1	2 0 3	0	0	0	0	0 0 0	4	FT%	6-7	85.7%																																																																							
Team					0 2 2	0								Dead Ball Rebounds: 0, 0																																																																								
<b>Totals</b>		28-53	6-21	6-7	2 26 28	11 12 68	13	13	8	5	1 3	-3																																																																										
Technical Fouls: NONE																																																																																						
<table border="1"> <tr> <th>GAT</th> <th>CLE</th> <th>Points from Turnovers</th> <th>GAT</th> <th>CLE</th> <th colspan="4">Period by Period Scoring</th> </tr> <tr> <td>13 (2nd 13:53)</td> <td>6 (1st 15:37)</td> <td></td> <td></td> <td></td> <th>1st</th> <th>2nd</th> <th>OT</th> <th>TOT</th> </tr> <tr> <td>Best Scoring Run</td> <td>9 (2nd 13:53)</td> <td>12 (2nd 5:12)</td> <td>Paint</td> <td>36</td> <td>42</td> <td></td> <td></td> <td></td> </tr> <tr> <td>Lead Changes</td> <td>10</td> <td>0</td> <td>Second Chance</td> <td>7</td> <td>4</td> <td></td> <td></td> <td></td> </tr> <tr> <td>Times Tied</td> <td>6</td> <td>0</td> <td>Fast Breaks</td> <td>5</td> <td>4</td> <td></td> <td></td> <td></td> </tr> <tr> <td>Time with Lead</td> <td>26:51</td> <td>09:01</td> <td>Bench</td> <td>10</td> <td>28</td> <td></td> <td></td> <td></td> </tr> <tr> <td></td> <td></td> <td></td> <td></td> <td></td> <td>GAT</td> <td>33</td> <td>32</td> <td>65</td> </tr> <tr> <td></td> <td></td> <td></td> <td></td> <td></td> <td>CLE</td> <td>27</td> <td>41</td> <td>68</td> </tr> </table>															GAT	CLE	Points from Turnovers	GAT	CLE	Period by Period Scoring				13 (2nd 13:53)	6 (1st 15:37)				1st	2nd	OT	TOT	Best Scoring Run	9 (2nd 13:53)	12 (2nd 5:12)	Paint	36	42				Lead Changes	10	0	Second Chance	7	4				Times Tied	6	0	Fast Breaks	5	4				Time with Lead	26:51	09:01	Bench	10	28									GAT	33	32	65						CLE	27	41	68
GAT	CLE	Points from Turnovers	GAT	CLE	Period by Period Scoring																																																																																	
13 (2nd 13:53)	6 (1st 15:37)				1st	2nd	OT	TOT																																																																														
Best Scoring Run	9 (2nd 13:53)	12 (2nd 5:12)	Paint	36	42																																																																																	
Lead Changes	10	0	Second Chance	7	4																																																																																	
Times Tied	6	0	Fast Breaks	5	4																																																																																	
Time with Lead	26:51	09:01	Bench	10	28																																																																																	
					GAT	33	32	65																																																																														
					CLE	27	41	68																																																																														

Official Basketball Box Score - Final															Game Time: 12:00 PM	
Boston College at Georgia Tech															Game Duration: 2:16	
03/05/22 McCamish Pavilion, Atlanta															Attendance: 5,336	
2021-22 Men's Basketball															Officials: A.J. Desai, Jerry Hunter, Sean Hill	
<b>Boston College - 78</b>															<b>Record: 11-19 (6-14)</b>	
NO. Name	Min	FG M-A	3P M-A	FT M-A	Rebounds OR DR TOT	Fouls PF FD	TP	AS	TO	ST	Blocks BS BA	+/-	Shooting By Period			
12 Quinten Post	F 21:06	3-8	0-0	0-2	1 2 3	0 2 6	1	1	0	0	0 0 0	-15	1st FG%	11-24	45.8%	
33 James Kamik	C 33:19	5-10	0-0	6-7	2 2 4	5 6 16	1	3	2	0	0 1 1	1	3PT%	3-8	37.5%	
3 Jaeden Zackery	G 42:34	6-9	3-5	4-4	1 3 4	2 3 19	3	2	2	0	0 0 3	3	FT%	6-9	66.7%	
5 DeMarr Langford	G 43:04	7-13	0-0	3-3	3 5 8	0 2 17	2	3	0	1	1 1 0	-5	2nd FG%	13-27	48.1%	
11 Mikal Ashton-Langford	G 43:20	3-9	2-6	3-4	2 5 7	3 6 11	4	1	2	2	0 0 0	-2	3PT%	2-7	28.6%	
51 Brevin Galloway	36:30	1-9	1-8	3-4	0 6 6	5 3 6	7	2	3	0	0 0 0	-1	FT%	11-14	78.6%	
4 Kanye Jones	01:32	0-0	0-0	1-2	0 0 0	2 1 1	0	0	0	0	0 0 0	-3	OT FG%	2-8	25.0%	
1 T.J. Bickerstaff	03:33	1-1	0-0	0-1	0 0 0	1 1 2	0	1	0	0	0 0 0	2	3PT%	1-4	25.0%	
Team					1 0 1	0								FT%	3-4	75%
<b>Totals</b>		26-59	6-19	20-27	10 23 33	18 24 78	18	14	9	3	2 4	-4	GM FG%	26-59	44.1%	
Technical Fouls: NONE																
<b>Georgia Tech - 82</b>															<b>Record: 12-19 (5-15)</b>	
NO. Name	Min	FG M-A	3P M-A	FT M-A	Rebounds OR DR TOT	Fouls PF FD	TP	AS	TO	ST	Blocks BS BA	+/-	Shooting By Period			
4 Jordan Usher	F 37:31	12-16	2-4	4-6	3 5 8	2 3 30	5	2	1	1	1 1 3	3	1st FG%	18-28	57.1%	
12 Khalid Moore	F 27:50	2-3	0-1	0-2	0 2 2	5 2 4	1	2	1	0	0 0 4	4	3PT%	6-13	46.2%	
24 Rodney Howard	C 33:02	1-2	0-0	0-1	1 2 3	4 2 3	3	1	0	1	0 1 0	-1	FT%	3-6	50%	
0 Michael Devove	G 30:53	7-13	2-6	2-5	0 8 8	4 5 18	2	3	1	0	1 0 1	7	2nd FG%	10-19	52.6%	
1 Kyle Sturdivant	G 38:17	2-8	1-3	2-2	1 2 3	3 2 7	3	2	0	0	0 0 3	3	3PT%	3-7	42.9%	
10 Dallan "Deebo" Coleman	17:18	1-2	0-1	0-0	0 0 0	3 0 2	0	1	1	0	0 0 0	-1	FT%	6-8	75%	
13 Miles Kelly	33:49	4-8	3-5	5-6	0 3 3	2 3 16	2	0	2	1	0 0 4	4	OT FG%	4-6	66.7%	
14 Jalón Moore	06:20	1-1	1-1	0-0	0 1 1	1 1 3	0	1	0	0	0 0 0	1	3PT%	0-1	0.0%	
Team					0 3 3	0								FT%	4-8	50%

# MISCELLANEOUS

## Starting Lineups

Game	Opponent	Result	F	F	C	G	G	Lineup#	Record
N9	MIAMI, OHIO	L, 69-72	Usher	K. Moore	Howard	Devoe	Sturdivant	1	0-1
N12	STETSON	W, 77-52	Usher	K. Moore	Howard	Devoe	Sturdivant	1	1-1
N15	LAMAR	W, 75-66	Usher	K. Moore	Howard	Devoe	Sturdivant	1	2-1
N19	at Georgia	W, 88-78	Usher	K. Moore	Howard	Devoe	Sturdivant	1	3-1
N22	CHARLESTON SOUTHERN	W, 85-70	Usher	K. Moore	Howard	Smith	Sturdivant	2	1-0
N26	GEORGIA SOUTHERN	W, 61-59	Usher	K. Moore	Howard	Coleman	Sturdivant	3	1-0
D1	WISCONSIN	L, 66-70	Usher	K. Moore	Howard	Devoe	Sturdivant	1	3-2
D5	NORTH CAROLINA	L, 62-79	Usher	K. Moore	Howard	Devoe	Sturdivant	1	3-3
D11	vs. LSU	L, 53-69	Usher	K. Moore	Howard	Devoe	Smith	4	0-1
D18	vs. Southern California	L, 53-67	Usher	K. Moore	Howard	Devoe	Smith	4	0-2
D21	GEORGIA STATE	W, 72-62 (ot)	Usher	K. Moore	Howard	Devoe	Smith	4	1-2
J1	LOUISVILLE	L, 64-67	Usher	K. Moore	Meka	Devoe	Smith	5	0-1
J4	at Duke	L, 57-69	Usher	K. Moore	Meka	Devoe	Sturdivant	6	0-1
J8	NOTRE DAME	L, 68-72 (ot)	Usher	K. Moore	Meka	Devoe	Sturdivant	6	0-2
J12	at Boston College	W, 81-76	Coleman	K. Moore	Usher	Devoe	Sturdivant	7	1-0
J15	at North Carolina	L, 65-88	Coleman	K. Moore	Usher	Devoe	Sturdivant	7	1-1
J19	WAKE FOREST	L, 64-80	Usher	K. Moore	Gigiberia	Devoe	Sturdivant	8	0-1
J23	CLAYTON STATE	W, 103-53	Usher	K. Moore	Howard	Devoe	Sturdivant	1	4-3
J26	FLORIDA STATE	W, 75-61	Usher	K. Moore	Howard	Devoe	Sturdivant	1	5-3
J29	MIAMI	L, 62-73	Usher	K. Moore	Howard	Devoe	Sturdivant	1	5-4
F2	at Virginia Tech	L, 66-81	Usher	K. Moore	Howard	Devoe	Sturdivant	1	5-5
F5	CLEMSON	W, 69-64	Usher	K. Moore	Howard	Devoe	Sturdivant	1	6-5
F9	at Miami	L, 70-79	Usher	K. Moore	Howard	Devoe	Sturdivant	1	6-6
F12	at Virginia	L, 53-63	Usher	K. Moore	Meka	Devoe	Sturdivant	6	0-3
F15	N.C. STATE	L, 61-76	Usher	K. Moore	Howard	Devoe	Sturdivant	1	6-7
F19	at Pittsburgh	W, 68-62	Usher	K. Moore	Howard	Devoe	Sturdivant	1	7-7
F21	at Syracuse	L, 73-74 (ot)	Usher	K. Moore	Howard	Devoe	Sturdivant	1	7-8
F23	VIRGINIA TECH	L, 58-62	Usher	K. Moore	Howard	Devoe	Sturdivant	1	7-9
F26	at Notre Dame	L, 56-90	Usher	K. Moore	Howard	Devoe	Sturdivant	1	7-10
M2	at Clemson	L, 65-68	Usher	Coleman	Howard	Devoe	Sturdivant	9	0-1
M5	BOSTON COLLEGE	W, 82-78 (ot)	Usher	K. Moore	Howard	Devoe	Sturdivant	1	8-10
M8	vs. Louisville								

## Specialty Stats (GT/Opp)

Game	Opponent	Paint	OffTo	2ndCh	FBreak	Bench
N9	MIAMI, OHIO	34/26	11/13	6/11	17/11	12/10
N12	STETSON	42/28	12/15	8/5	19/13	34/21
N15	LAMAR	28/32	11/15	13/2	13/11	31/30
N19	at Georgia	42/42	17/14	8/9	9/8	16/23
N22	CHARLESTON SOUTHERN	50/30	12/13	11/6	10/4	17/24
N26	GEORGIA SOUTHERN	26/24	28/13	5/16	13/4	26/29
D1	WISCONSIN	24/24	5/11	10/11	10/5	11/7
D5	NORTH CAROLINA	32/38	18/21	2/7	23/15	17/17
D11	vs. LSU	32/42	15/33	10/19	17/19	12/35
D18	vs. Southern California	28/22	16/8	9/11	8/14	10/2
D21	GEORGIA STATE	18/22	9/18	4/8	12/5	19/7
J1	LOUISVILLE	22/36	13/11	2/8	8/15	16/15
J4	at Duke	28/26	7/7	8/17	4/14	9/15
J8	NOTRE DAME	26/40	17/13	7/6	12/4	14/16
J12	at Boston College	28/38	15/17	17/19	12/10	35/44
J15	at North Carolina	26/38	14/15	4/15	8/4	28/11
J19	WAKE FOREST	30/48	14/21	9/2	13/24	13/8
J23	CLAYTON STATE	48/20	21/9	16/8	27/7	47/35
J26	FLORIDA STATE	22/30	15/12	11/11	12/9	16/21
J29	MIAMI	34/28	12/16	4/8	24/15	16/12
F2	at Virginia Tech	26/36	10/14	2/9	5/10	15/6
F5	CLEMSON	24/20	23/15	15/8	16/6	37/9
F9	at Miami	30/36	11/15	6/6	6/18	22/4
F12	at Virginia	30/20	13/19	5/12	7/2	20/7
F15	N.C. STATE	38/28	8/15	12/14	12/11	7/14
F19	at Pittsburgh	38/28	19/6	11/9	17/4	8/0
F21	at Syracuse	34/20	2/14	10/10	14/12	18/7
F23	VIRGINIA TECH	32/28	16/17	9/14	10/6	13/25
F26	at Notre Dame	30/38	4/12	8/7	0/12	12/27
M2	at Clemson	36/42	10/12	7/2	5/4	10/28
M5	BOSTON COLLEGE	36/38	15/11	4/7	19/13	21/9
M8	vs. Louisville					

## Miscellaneous

Opponent	Uniform Color	Tip	Large Lead	Large Deficit	Ties	Lead Changes	GT Led	Opp Led	Game Tied	1st GT Subs	On the Floor at the End	
N9	MIAMI, OHIO	White	MOH	8	6	6	11	23:49	12:34	7:37	Smith > Sturdivant, 14:12-1H	Devoe, Gigiberia, Kelly, Smith, Sturdivant
N12	STETSON	White	GT	25	-	-	-	39:42	-	0:18	Smith, Gigiberia > Sturdivant, Howard, 14:12-1H	Coleman, Miles Kelly, Meka, J.Moore, Smith
N15	LAMAR	White	GT	22	-	1	-	37:57	-	2:03	Coleman, Smith > K.Moore, Sturdivant, 14:33-1H	Devoe, Sturdivant, Coleman, K.Moore, Usher
N19	at Georgia	Navy	UGA	10	6	8	13	21:47	13:57	4:06	Smith > Sturdivant, 17:55-1H	Devoe, Smith, Coleman, K.Moore, Usher
N22	CHARLESTON SOUTHERN	White	GT	17	-	-	-	39:22	-	0:38	Coleman > Smith, 14:55-1H	Kelly, Sturdivant, Howard, Coleman, Usher
N26	GEORGIA SOUTHERN	Gold	GSO	7	14	4	5	13:10	24:16	2:34	Kelly > K.Moore, 15:50-1H	Devoe, Sturdivant, K.Moore, Usher, Howard
D1	WISCONSIN	White	WIS	6	10	7	8	11:17	23:43	5:00	Smith, Coleman > Sturdivant, Usher - 13:41-1H	Devoe, Smith, Coleman, Usher, Howard
D5	NORTH CAROLINA	Gold	GT	9	19	6	5	12:53	22:34	4:33	Smith, Coleman > Sturdivant, K.Moore 15:35-1H	Devoe, Coleman, Kelly, K.Moore, Usher
D11	vs. LSU	White	GT	15	18	3	3	21:47	17:05	1:08	Sturdivant > K.Moore - 14:03-1H	Devoe, Usher, Coleman, K.Moore, Kelly
D18	vs. Southern California	Navy	USC	6	16	1	3	7:06	32:04	0:50	Gigiberia > Howard - 17:16-1H	Devoe, Smith, Sturdivant, Coleman, Kelly
D21	GEORGIA STATE	White	GST	15	6	1	2	32:59	10:43	2:18	Gigiberia > Howard - 12:11-1H	K.Moore, Usher, Sturdivant, Kelly, Meka
J1	LOUISVILLE	White	GT	7	8	5	6	16:48	20:28	3:44	Parham > Smith - 16:52-1H	Devoe, K.Moore, Usher, Coleman, Sturdivant
J4	at Duke	Navy	Duke	2	15	1	2	1:20	37:23	1:17	Gigiberia > Meka - 16:45-1H	Devoe, Parham, Coleman, Usher, Gigiberia
J8	NOTRE DAME	White	GT	8	6	4	8	27:46	11:33	0:41	Coleman > Meka - 15:16-1H	Sturdivant, Devoe, Coleman, K.Moore, Usher
J12	at Boston College	Gold	BC	12	5	4	13	21:39	14:23	4:58	Smith, Maxwell > Sturdivant, Moore - 17:07-1H	Devoe, Smith, Coleman, Maxwell, K.Moore
J15	at North Carolina	Gold	NC	-	32	-	-	-	39:46	0:14	Maxwell > Coleman - 18:11-1H	Coleman, Smith, Maxwell, Kelly, J.Moore
J19	WAKE FOREST	White	GT	4	16	8	5	4:25	30:29	5:06	Howard > Gigiberia - 16:14-1H	Devoe, Sturdivant, Coleman, Moore, Usher
J23	CLAYTON STATE	White	GT	50	2	2	2	38:34	0:22	1:04	Coleman > Howard - 16:06-1H	Boyd, Kelly, Daniels, J.Moore, Meka
J26	FLORIDA STATE	White	FSU	14	7	5	9	25:16	11:15	3:29	Coleman > Moore - 12:53-1H	Devoe, Sturdivant, Coleman, Usher, Howard
J29	MIAMI	White	GT	1	19	2	4	0:44	38:50	0:26	Smith > Devoe - 16:43-1H	Devoe, Sturdivant, Coleman, Kelly, Usher
F2	at Virginia Tech	Navy	VT	1	22	9	2	0:08	37:19	2:23	Smith > Devoe - 16:08-1H	Sturdivant, Coleman, Kelly, K.Moore, J.Moore
F5	CLEMSON	Gold*	CL	16	6	2	1	33:08	05:16	1:36	Meka > Howard - 16:44-1H	Devoe, Smith, Sturdivant, K.Moore, Usher
F9	at Miami	Gold	MIA	14	11	7	6	20:34	15:03	4:23	Smith, Coleman, Meka > Sturdivant, K.Moore, Howard - 17:53-1H	Devoe, Smith, Kelly, Coleman, Usher
F12	at Virginia	Navy	VA	-	17	1	-	-	36:48	3:12	Smith, Coleman, Howard > Sturdivant, K.Moore, Meka - 13:41-1H	Devoe, Coleman, Smith, Usher, Howard
F15	N.C. STATE	White	NCS	-	30	-	-	-	39:34	0:26	Smith, Coleman > Sturdivant, K.Moore - 17:52-1H	Sturdivant, Coleman, Kelly, K.Moore, J.Moore
F19	at Pittsburgh	Gold	GT	18	3	3	2	34:36	2:49	2:25	Coleman > K.Moore - 15:28-1H	Devoe, Sturdivant, Coleman, K.Moore, Usher
F21	at Syracuse	Gold	SU	9	6	12	12	14:17	21:33	4:10	Coleman > K.Moore - 13:43-1H	Devoe, Sturdivant, Coleman, K.Moore, Usher
F23	VIRGINIA TECH	White	VT	8	13	4	6	20:33	14:46	4:41	Coleman > K.Moore - 16:37-1H	Devoe, Kelly, Coleman, K.Moore, Usher
F26	at Notre Dame	Navy	ND	-	34	-	-	-	39:42	0:18	Coleman, Kelly, J.Moore > Sturdivant, Usher, K.Moore - 15:55-1H	Sturdivant, Coleman, Kelly, J.Moore, Howard
M2	at Clemson	Navy	GT	13	6	6	10	26:51	9:01	6:08	K.Moore for Coleman - 14:32-1H	Sturdivant, Devoe, Coleman, Kelly, Usher
M5	BOSTON COLLEGE	White	BC	15	4	6	7	31:51	7:14	0:55	Coleman, Kelly > Dwoe, K.Moore - 13:21-1H	Sturdivant, Devoe, Kelly, Usher, Howard
M8	vs. Louisville											

\*alternate gold or white uniform

# ROSTER AT-A-GLANCE

## NUMERICAL

No.	Name	Pos.	Ht.	Wt.	Cl.	Exp.	Hometown	High School/College
0	Michael Devoe	G	6-5	191	Sr.	3VL	Orlando, Fla.	Montverde Academy
1	Kyle Sturdivant	G	6-2	197	Jr.	1VL	Norcross, Ga.	Norcross HS/Southern California
2	Saba Gigiberia	C/F	7-1	248	So.	1VL	Tbilisi, Georgia	Prolific Preparatory School [Napa, Calif.]
3	Bubba Parham	G	5-10	161	Sr.*	2VL	Snellville, Ga.	Brookwood HS/VMI
4	Jordan Usher	G/F	6-7	220	Sr.*	2VL	Canton, Ga.	Wheeler HS/Southern California
5	Deivon Smith	G	6-1	172	So.	TR	Loganville, Ga.	Grayson HS/Mississippi State
10	Dallan "Deebo" Coleman	G	6-6	215	Fr.	HS	Memphis, Tenn.	West Nassau HS [Callahan, Fla.]
11	Tristan Maxwell	G	6-2	209	So.	1VL	Huntersville, N.C.	North Mecklenburg HS
12	Khalid Moore	F	6-7	208	Sr.	3VL	Briarwood, N.Y.	Archbishop Molloy HS
13	Miles Kelly	G	6-5	171	Fr.	HS	Stone Mountain, Ga.	Parkview HS/Hargrave Military Academy
14	Jalon Moore	F	6-6	211	Fr.	HS	Birmingham, Ala.	Gardendale HS
23	Jordan Meka	C/F	6-8	225	So.	1VL	Yaoundé, Cameroon	Mt. Bethel Christian Academy [Marietta, Ga.]
24	Rodney Howard	C/F	6-10	246	Jr.	1VL	Ypsilanti, Mich.	Legacy Charter School [Greenville, S.C.]/Georgia
30	Coleman Boyd	G	6-1	178	Jr.	2VL	Smyrna, Ga.	Mt. Bethel Christian Academy
35	Jehloni James	F	6-6	192	Jr.	2VL	Sugar Hill, Ga.	Lanier HS
33	Brayden Daniels	G	6-4	170	Fr.	HS	Louisville, Ky.	Christian Academy of Louisville
43	Jermontae Hill	G	6-6	198	Fr.	HS	Atlanta, Ga.	Tucker HS/DME Academy (Daytona, Fla.)

## ALPHABETICAL

No.	Name	Pos.	Ht.	Wt.	Cl.	Exp.	Hometown	High School/College
30	Coleman Boyd	G	6-1	178	Jr.	2VL	Smyrna, Ga.	Mt. Bethel Christian Academy
10	Dallan "Deebo" Coleman	G	6-6	215	Fr.	HS	Memphis, Tenn.	West Nassau HS [Callahan, Fla.]
33	Brayden Daniels	G	6-4	170	Fr.	HS	Louisville, Ky.	Christian Academy of Louisville
0	Michael Devoe	G	6-5	191	Sr.	3VL	Orlando, Fla.	Montverde Academy
2	Saba Gigiberia	C/F	7-1	248	So.	1VL	Tbilisi, Georgia	Prolific Preparatory School [Napa, Calif.]
43	Jermontae Hill	G	6-6	198	Fr.	HS	Atlanta, Ga.	Tucker HS/DME Academy (Daytona, Fla.)
24	Rodney Howard	C/F	6-10	246	Jr.	1VL	Ypsilanti, Mich.	Legacy Charter School [Greenville, S.C.]/Georgia
35	Jehloni James	F	6-6	192	Jr.	2VL	Sugar Hill, Ga.	Lanier HS
13	Miles Kelly	G	6-5	171	Fr.	HS	Stone Mountain, Ga.	Parkview HS/Hargrave Military Academy
11	Tristan Maxwell	G	6-2	209	So.	1VL	Huntersville, N.C.	North Mecklenburg HS
23	Jordan Meka	C/F	6-8	225	So.	1VL	Yaoundé, Cameroon	Mt. Bethel Christian Academy [Marietta, Ga.]
14	Jalon Moore	F	6-6	211	Fr.	HS	Birmingham, Ala.	Gardendale HS
12	Khalid Moore	F	6-7	208	Sr.	3VL	Briarwood, N.Y.	Archbishop Molloy HS
3	Bubba Parham	G	5-10	161	Sr.*	2VL	Snellville, Ga.	Brookwood HS/VMI
5	Deivon Smith	G	6-1	172	So.	TR	Loganville, Ga.	Grayson HS/Mississippi State
1	Kyle Sturdivant	G	6-2	197	Jr.	1VL	Norcross, Ga.	Norcross HS/Southern California
4	Jordan Usher	G/F	6-7	220	Sr.*	2VL	Canton, Ga.	Wheeler HS/Southern California

**Head Coach:** Josh Pastner (Arizona, 1997), 6th season

**Associate Head Coach:** Eric Reveno (Stanford, 1989), 6th season

**Assistant Coach:** Julian Swartz (Carroll College, 2005), 5th season

**Assistant Coach:** Anthony Wilkins (Kent State, 2013), 4th season

**Director of Operations:** Tyler Benson (St. Bonaventure, 2009), 6th season

**Associate Director of Player Personnel:** B.J. Elder (Georgia Tech, 2014), 3rd season

**Director of Scouting:** Hayden Sheridan (Arizona, 2016), 4th season

**Player Development Coach:** Eddie Dimas (Grand Canyon, 2015), 1st season

**Athletic Trainer:** Richard Stewart (Salisbury, 2005), 15th season

## Pronunciations

McCamish Pavilion	Mc-CAM-ish (like CAM Newton)
Saba Gigiberia	SOBB-uh GEE-GEE-buh-REE-uh (hard G)
Dallan "Deebo" Coleman	DELL-un, DEE-bo
Eddie Dimas	di-MAS
Jehloni James	juh-LONNIE
Jordan Meka	MECK-uh
Jalon Moore	JAY-lun
Khalid Moore	kuh-LEED
Bubba Parham	PAR-um
Eric Reveno	REV-uh-no
Deivon Smith	DAY-von
Kyle Sturdivant	STIR-de-vunt

## BY CLASS

**Seniors:** Michael Devoe, Bubba Parham, Khalid Moore, Jordan Usher

**Juniors:** Coleman Boyd, Rodney Howard, Jehloni James, Kyle Sturdivant

**Sophomores:** Saba Gigiberia, Tristan Maxwell, Jordan Meka, Deivon Smith

**Freshman:** Dallan "Deebo" Coleman, Brayden Daniels, Jermontae Hill, Miles Kelly, Jalon Moore

## BY STATE/COUNTRY

**Alabama:** Jalon Moore

**Cameroon:** Jordan Meka

**Florida:** Michael Devoe

**Georgia:** Coleman Boyd, Jermonatae Hill, Jehloni James, Miles Kelly, Bubba Parham, Deivon Smith, Kyle Sturdivant, Jordan Usher

**Georgia (Republic of):** Saba Gigiberia

**Kentucky:** Brayden Daniels

**Michigan:** Rodney Howard

**New York:** Khalid Moore

**North Carolina:** Tristan Maxwell

**Tennessee:** Dallan "Deebo" Coleman

## BY MAJOR

**Business Administration:** Coleman Boyd, Dallan "Deebo" Coleman, Michael Devoe, Jehloni James, Miles Kelly, Jermontae Hill, Rodney Howard, Khalid Moore, Jordan Meka, Kyle Sturdivant, Jordan Usher

**Civil Engineering:** Jalon Moore

**History, Technology & Society:** Bubba Parham

**Industrial Engineering:** Brayden Daniels


**Literature, Media & Communication:** Saba Gigiberia, Tristan Maxwell, Deivon Smith

## BY HEIGHT

5-10	Bubba Parham
6-1	Coleman Boyd, Deivon Smith
6-2	Tristan Maxwell, Kyle Sturdivant
6-5	Michael Devoe, Miles Kelly
6-6	Deebo Coleman, Jermontae Hill, Jehloni James
6-7	Khalid Moore, Jordan Usher
6-8	Jordan Meka
6-9	David Didenko, Moses Wright
6-10	Rodney Howard
7-1	Saba Gigiberia



# RADIO/TV ROSTER




**Coleman Boyd** **30**  
G • 6-1 • Jr.



**Dallon "Deebo" Coleman** **10**  
G • 6-3 • Fr.



**Brayden Daniels** **33**  
G • 6-4 • Fr.



**Michael Devoe** **0**  
G • 6-5 • Sr.



**Saba Gigiberia** **2**  
C • 7-1 • So.



**Jermontae Hill** **43**  
G • 6-6 • Fr.




**Rodney Howard** **24**  
F • 6-10 • Jr.



**Jehloni James** **35**  
F • 6-6 • Jr.



**Miles Kelly** **13**  
G • 6-5 • Fr.



**Tristan Maxwell** **11**  
G • 6-2 • So.



**Jordan Meka** **23**  
F • 6-8 • So.



**Jalon Moore** **14**  
F • 6-6 • Fr.



**Khalid Moore** **12**  
F • 6-7 • Sr.



**Bubba Parham** **3**  
G • 5-10 • Sr.



**Deivon Smith** **5**  
G • 6-1 • So.



**Kyle Sturdivant** **1**  
G • 6-2 • Jr.



**Jordan Usher** **4**  
G/F • 6-7 • Sr.



**Josh Pastner**  
Head Coach



**Eric Reveno**  
Associate Head Coach



**Julian Swartz**  
Assistant Coach



**Anthony Wilkins**  
Assistant Coach



**Tyler Benson**  
Director of Operations



**B.J. Elder**  
Director of Player Personnel



**Hayden Sheridan**  
Director of Scouting

GAME NOTES



# RADIO/TV CHEAT SHEET



## 0

### MICHAEL DEVOE

**Guard • 6-5 • 191 • Senior • Orlando, Fla.**

Yr	GP/GS	PPG	RPG	APG	FG%	3FG%	FT%
2021-22	30/29	18.0	5.0	3.2	.464	.370	.730
Season Highs		Pts: 37	Reb: 9	Ast: 7	Min: 43:35		
Last Game:	18 pts (7-13 FG, 2-6 3pt), 8 reb, 2 ast in 28:53 vs. BC						

### Notes

- 3rd-team All-ACC; honorable mention last two years; ACC Tournament Outstanding Player in 2021
- No. 3 in the ACC in scoring, No. 4 3pt FG%, No. 7 in 3pt FG per game; has made 106 career starts at Tech
- 13 times 20+ pts this season (LOU, DU, ND, WF, VT, MIA, Pitt in ACC play), 3 games of 30+ pts (UGA, WIS, at VT)
- Ranks No. 12 in career points at Tech, 7th in 3pt FG, 13th in assists, 11th in steals



## 1

### KYLE STURDIVANT

**Guard • 6-2 • 197 • Junior • Norcross, Ga.**

Yr	GP/GS	PPG	RPG	APG	FG%	3FG%	FT%
2021-22	31/27	7.5	2.5	2.3	.411	.333	.780
Season Highs		Pts: 17	Reb: 7	Ast: 5	Min: 37:58		
Last Game:	7 pts (2-8 FG, 1-3 3pt), 3 reb, 3 ast in 28:17 vs. BC						

### Notes

- Started 27 games this season at PG; averaging 27.2 mpg, 8.0 ppg, 2.3 apg, 34% 3pt FG in ACC games
- Double-digit points 10 times, 7 times in ACC play (ACC high of 14 vs. LOU, overall high 17 vs. Charleston So.)
- 72:38 assist/turnover ratio, best on team; 47:21 in ACC games; 10 turnover-free games this season
- Played in every game of the 2020-21 season, All-ACC Academic Team



## 2

### SABA GIGIBERIA

**Center/Forward • 7-1 • 248 • Sophomore • Tbilisi, Georgia**

Yr	GP/GS	PPG	RPG	BK/G	FG%	3FG%	FT%
2021-22	15/1	2.5	2.3	0.4	.485	.000	.600
Season Highs		Pts: 8	Reb: 6	Blk: 2	Min: 16:47		
Last Game:	did not play vs. BC						

### Notes

- Averaging 7.8 minutes off the bench, played in 15 games; career-high 8 pts vs. WF, Clayton State
- Four-star post prospect originally from the Republic of Georgia, played in 8 games in 2020-21
- Played two years of HS basketball in the United States, senior year at Prolific Prep in Napa, Calif.
- Has a 7-foot-4 wingspan



## 3

### BUBBA PARHAM

**Guard • 5-10 • 161 • Senior • Snellville, Ga.**

Yr	GP/GS	PPG	RPG	APG	FG%	3FG%	FT%
2021-22	2/0	0.0	0.5	2.0	.000	.000	.000
Season Highs		Pts: 0	Reb: 1	Ast: 1	Min: 14:39		
Last Game:	out for season (knee)						

### Notes

- Played vs. LOU, Duke after missing early season following knee surgery, DNP since then as knee has not recovered
- Started 13 games in 2020-21 (19 for his Tech career); 12 career double-digit games, 6 in 2020-21
- Turned the ball over just 13 times all last season, 36 assists (14 games with no turnovers)
- Former All-SoCon performer at VMI, has 1,439 career points, 230 career 3pt FG



## 4

### JORDAN USHER

**Guard/Forward • 6-7 • 220 • Senior • Canton, Ga.**

Yr	GP/GS	PPG	RPG	APG	FG%	3FG%	FT%
2021-22	30/30	14.1	6.5	2.6	.467	.324	.713
Season Highs		Pts: 30	Reb: 14	Ast: 6	Min: 40:04		
Last Game:	30 pts (12-16 FG, 2-4 3pt, 4-6 FT), 8 reb, 5 ast in 37:31 vs. BC						

### Notes

- In ACC games: 14.1 ppg, 6.1 rpg, 47% FG, 29.7% 3pt, team-high 3.1 apg
- Five 20-pt games this season - 21 vs. Georgia, 24 vs. Char. So., 30 vs. Ga. State, 22 at UNC, 30 vs. BC
- Six double-doubles this season, 3 vs. ACC teams - Notre Dame (16/14), Miami (15/10), Syracuse (14/13)
- ACC All-Tournament first team in 2021, started all 80 games of his Tech career since his transfer from USC



## 5

### DEIVON SMITH

**Guard • 6-1 • 172 • Sophomore • Loganville, Ga.**

Yr	GP/GS	PPG	RPG	APG	FG%	3FG%	FT%
2021-22	24/5	5.7	3.5	2.0	.403	.278	.593
Season Highs		Pts: 16	Reb: 11	Ast: 6	Min: 30:05		
Last Game:	did not play vs. BC (concussion protocol)						

### Notes

- 19.7 mpg as backup PG (17.2 in ACC games), 5 starts; 48:42 assist/TO ratio; out last 5 games (concussion)
- Career-high 16 points (7-11 FG) with 0 TO at UNC; 16 pts with 8 reb, 6 ast vs. Clemson
- Hitting 51.7% on 2pt FG in ACC games; 27:23 assist/turnover ratio
- First name pronounced "DAY-von"



## 10

### DALLAN "DEEBO" COLEMAN

**Guard • 6-6 • 215 • Freshman • Callahan, Fla.**

Yr	GP/GS	PPG	RPG	APG	FG%	3FG%	FT%
2021-22	29/4	6.5	1.9	0.6	.395	.422	.750
Season Highs		Pts: 19	Reb: 5	Ast: 3	Min: 34:46		
Last Game:	2 pts (1-2 FG, 0-1 3pt), 1 stl in 17:18 vs. BC						

### Notes

- Hitting 41.7% on threes for season, 36% in ACC games; 22-of-54 (40.7%) last 14 games
- Seven double-figure games this season, 4 vs. ACC teams, 13 vs. UNC, 11 at BC, 14 vs. FSU, 15 at MIA
- Only 20 turnovers for the season in nearly 710 minutes, top rate on team
- Named Mr. Basketball in Florida following senior year, Class AAAA state player of the year



## 11

### TRISTAN MAXWELL

**Guard • 6-2 • 209 • Sophomore • Huntersville, N.C.**

Yr	GP/GS	PPG	RPG	APG	FG%	3FG%	FT%
2021-22	5/0	6.4	1.6	0.4	.344	.400	.500
Season Highs		Pts: 22	Reb: 4	Ast: 1	Min: 25:56		
Last Game:	did not play vs. BC						

### Notes

- Played 5 games, career-high 22 points at BC (7-11 3pt FG), 8-of-19 on threes vs. ACC, not played since 1/19 WF
- Consensus N.C. state high school player of the year as a senior (played only 1 game due to right foot injury)
- Led North Mecklenburg HS to the state championship game, which was never held due to Covid-19
- North Mecklenburg's all-time leading scorer (2,253), NC HS record for 3pt FG (331)



## 12

### KHALID MOORE

**Forward • 6-7 • 208 • Senior • Briarwood, N.Y.**

Yr	GP/GS	PPG	RPG	APG	FG%	3FG%	FT%
2021-22	31/30	5.2	3.4	0.7	.448	.222	.680
Season Highs		Pts: 19	Reb: 8	Ast: 2	Min: 35:34		
Last Game:	4 pts (2-3 FG, 0-1 3pt), 2 reb, 1 ast, 1 stl in 27:50 vs. BC						

### Notes

- Versatile player who does a little of everything; started last 9 games of the 2020-21 season, 30 of 31 this season
- Avg career-best 5.1 ppg, 2.8 rpg in ACC games (38% FG, 4-16 3pt); scored career-high 19 vs. MIA (1/29)
- Has 32 steals, 3rd on team, 21 in ACC games
- Attended alma mater of legendary Tech guard Kenny Anderson, played on same AAU team as Jose Alvarado



## 13

### MILES KELLY

**Guard • 6-5 • 171 • Freshman • Stone Mountain, Ga.**

Yr	GP/GS	PPG	RPG	APG	FG%	3FG%	FT%
2021-22	29/0	4.0	1.5	0.5	.376	.324	.688
Season Highs		Pts: 16	Reb: 5	Ast: 2	Min: 33:49		
Last Game:	16 pts (4-8 FG, 3-5 3pt, 5-6 FT), 2 ast, 2 stl in 33:49 vs. BC						

### Notes

- Averaging 13.9 minutes off the bench (14 mpg ACC games), 15-of-36 3pt FG last 12 games
- Scored season-high 16 pts (3-5 3pt FG) in season-high 34 mins in season finale vs. BC
- 10 pts on 2/5 vs. Clemson, 9 pts 1/29 vs. Miami, 9 pts 2/26 at ND - three 3-pointers in each game
- Attended Hargrave Military Academy in Virginia for his senior year of HS after starring at Parkview HS



## 14

### JALON MOORE

**Forward • 6-8 • 211 • Freshman • Birmingham, Ala.**

Yr	GP/GS	PPG	RPG	APG	FG%	3FG%	FT%
2021-22	12/0	2.9	1.9	0.3	.448	.600	.500
Season Highs		Pts: 13	Reb: 6	Ast: 2	Min: 16:29		
Last Game:	3 pts (1-1 FG, 1-1 3pt), 1 reb in 6:20 vs. BC						

### Notes

- Promising and physically strong frontcourt player who has played 12 games off the bench this season
- Longest ACC stints recent games - 15:17/4 pts/4 reb SYR, 16:29/4 pts/2 reb VT; 16:15/2 pts/2 reb ND
- Season highs of 13 points (5-6 FG), 6 rebounds in 13 minutes vs. Clayton State
- All-state performer from Gardendale HS in Alabama and a 3-star prospect



## 23

### JORDAN MEKE

**Center/Forward • 6-8 • 225 • Sophomore • Yaoundé, Cameroon**

Yr	GP/GS	PPG	RPG	BPG	FG%	3FG%	FT%
2021-22	12/4	1.0	3.4	0.6	.273	.000	.000
Season Highs		Pts: 4	Reb: 8	Blk: 3	Min: 27:17		
Last Game:	did not play vs. BC						

### Notes

- Played in 14 games this season (4 starts, all in ACC games); 3.0 rpg, 9 blks, 4 stl in 10 ACC games
- Four-time all-state and all-Atlanta metro performer who set school records for points, rebounds, blocked shots
- Led Mt. Bethel to two Georgia Independent Christian Athletic Association state titles, one trip to class A semifinals
- Played only 1 game as a freshman before having back surgery and missing the remainder; 2 games this season



## 24

### RODNEY HOWARD

**Center/Forward • 6-10 • 246 • Junior • Ypsilanti, Mich.**

Yr	GP/GS	PPG	RPG	BPG	FG%	3FG%	FT%
2021-22	26/24	6.6	5.1	0.8	.558	.000	.614
Season Highs		Pts: 19	Reb: 14	Blk: 4	Min: 36:22		
Last Game:	2 pts (1-2 FG), 3 reb, 3 ast, 1 stl in 33:02 vs. BC						

### Notes

- Started first 11 games, missed 5 games with ankle injury, returned to start 14 of last 15 games
- Last 8 games: 11.0 ppg (38-60 FG), 6.5 rpg, 9 ast, 4 blk (previous 7 games: 2.1 ppg, 3.0 rpg, 2 blk)
- Solid assist/turnover ratio (37:39) for post player, leads team in blocked shots (20), 3 double-doubles
- Scored in double figures 9 times this season, career high 19 at Syracuse