



GEORGIA TECH BASKETBALL 2021-22

ACC Champions 1985, 1990, 1993, 2021 • Final Four 1990, 2004 • 17 NCAA Tournament appearances

2021-22 Schedule/Results

Date	Opponent	TV	Time
O31	MOREHOUSE (exh)	--	W, 89-52
N9	MIAMI, OHIO	ACCNX	L, 69-72
N12	STETSON	ACCNX	W, 77-52
N15	LAMAR	ACCNX	W, 75-66
N19	at Georgia	SECN	W, 88-78
N22	CHARLESTON SOUTHERN	ACCN	W, 85-70
N26	GEORGIA SOUTHERN	RSN	W, 61-59
D1	WISCONSIN* (23/21)	ESPN2	L, 66-70
D5	NORTH CAROLINA (rv)	ESPN2	L, 62-79
D11	vs. LSU# (25/24)	ESPN2	L, 53-69
D18	vs. Southern Cal+ (10/9)	Pac12	L, 53-67
D21	GEORGIA STATE	RSN	W, 72-62 (ot)
D23	ALABAMA A&M	ACCN	ppd.
D29	at Syracuse	RSN	ppd.
J2	LOUISVILLE	ESPN2	L, 64-67
J4	at Duke (2/2)	ACCN	L, 57-69
J8	NOTRE DAME	ACCN	L, 68-72 (ot)
J12	at Boston College	RSN	W, 81-76
J15	at North Carolina (rv)	ACCN	L, 65-88
J19	WAKE FOREST	ESPNU	L, 64-80
J23	CLAYTON STATE	ACCNX	W, 103-53
J26	FLORIDA STATE (rv)	ACCN	W, 75-61
J29	MIAMI (rv)	RSN	L, 62-73
F2	at Virginia Tech	ACCN	L, 66-81
F5	CLEMSON	RSN	W, 69-64
F9	at Miami (rv)	RSN	L, 70-79
F12	at Virginia	ESPN2	L, 53-63
F15	NC STATE	ACCN	L, 61-76
F19	at Pittsburgh	ACCN	W, 68-62
F21	at Syracuse	RSN	L, 73-74 (ot)
F23	VIRGINIA TECH	ACCN	9 p.m.
F26	at Notre Dame (rv)	ACCN	5 p.m.
M2	at Clemson	ACCN	7 p.m.
M5	BOSTON COLLEGE	RSN	12 p.m.

M8-12 ACC Tournament (Brooklyn, N.Y.)

*Big Ten/ACC Challenge; #Holiday Hoopsgiving (State Farm Arena, Atlanta, Ga.); +Jerry Colangelo Classic (Phoenix, Ariz.)

All times Eastern; home games in ALL CAPS

(AP/USA) - rankings in AP/coaches polls at time of game, current rankings for upcoming games (rv=receiving votes)

RADIO: Georgia Tech Sports Network by Legends Sports

Announcers	Andy Demetra, Randy Waters
Engineer	Miller Pope
Flagship station in Atlanta	680 AM, 93.7 FM
Satellite Radio	XM 371, SiriusXM app 371
Online	GT Gameday App, Ramblinwreck.com
Tuneln	buzz.gt/LiveTuneln

Television: ACC Network

Announcers Anish Shroff, Jordan Cornette

COMMUNICATIONS

GTMBB contact	Mike Stamus
Phone	404-894-5445 (ofc), 404-218-9723 (cell)
E-mail	mstamus@athletics.gatech.edu

SOCIAL MEDIA: #TogetherWeSwarm

Official Twitter	@GTMBB / @GTJoshPastner
Facebook	gtmensbasketball
Instagram	gtmensbasketball

GEORGIA TECH (11-16, 4-12 ACC) vs. VIRGINIA TECH (16-11, 8-8 ACC)

Game 28 • February 23, 2022 • 9 p.m. EST

Two Techs Play Rematch

Georgia Tech returns to Atlanta to play its third game in five days, hosting Virginia Tech at 9 p.m. Wednesday night at McCamish Pavilion, looking to even the season series with the Hokies, which captured an 81-66 victory over the Yellow Jackets on Feb. 2 in Blacksburg.

Tech (11-16 overall, 4-12 ACC) dropped a 74-73 overtime heartbreaker Monday night at Syracuse, unable to score back-to-back road wins following its 68-62 win at Pittsburgh Saturday. The Jackets, who have defeated Clemson and Florida State at home, as well as Boston College on the road, look once again to escape the bottom of the ACC standings, where they are tied with Clemson and NC State.

Michael Devoe (Orlando, Fla.), the reigning ACC Tournament MVP and the conference's No. 3-leading scorer (18.72 points per game), No. 5 three-point shooter by volume (2.50 per game) and No. 3 by percentage (37.3), leads the Jackets along with senior forward **Jordan Usher (Canton, Ga.)**, averaging 14.4 points and 6.7 rebounds per game.

Virginia Tech (16-11 overall, 8-8 ACC) saw its six-game winning streak snapped Saturday with a 65-57 homecourt loss to North Carolina. The Hokies, who remain solidly in the middle of the pack in the ACC standings, defeated Virginia, Syracuse, Pittsburgh and Georgia at home during their six-game streak, as

GAME INFORMATION

Venue/Site	McCamish Pavilion, Atlanta, Ga.
Series vs. Virginia Tech	Virginia Tech leads, 21-8
At home	Virginia Tech leads, 8-4
Last meeting	2/2/2022 - VT won 81-66 in Blacksburg

GEORGIA TECH YELLOW JACKETS

Rankings (AP/coaches/KenPom/NET)	nr nr 154 151
Record breakdown	8-8 home 3-5 road 0-2 neutral
Head coach	Josh Pastner (Arizona, 1997)
Career record/at GT	260-165! (13th yr) 93-92! (6th yr)
Pastner vs. Virginia Tech	2-5
Next game	Feb. 26 at Notre Dame

VIRGINIA TECH HOKIES

Rankings (AP/coaches/KenPom/NET)	nr nr 33 41
Record breakdown	10-4 home 5-5 road 1-2 neutral
Head coach	Mike Young (Emory & Henry, 1986)
Career record/at VT	346-278 (20th yr) 47-34 (3rd yr)
Young vs. Tech	2-4
Next game	Feb. 26 at Miami

ROSTER AT-A-GLANCE (#indicates last-game starter, *5th-yr senior)

30	Coleman Boyd..... G 6-1173..... Jr..... Smyrna, Ga.0.0 ppg.....0.0 rpg > Non-scholarship player 3rd year at Tech, played in 7 games career
10	Dallan "Deebo" Coleman... G 6-6215..... Fr..... Memphis, Tenn.6.7 ppg.....1.8 rpg > Tech's 4th-leading scorer, 23.4 mpg, 3 starts; 44.6% 3pt FG, 39.1% ACC games; 20-of-43 last 10 games
33	Brayden Daniels..... G 6-4170..... Fr..... Louisville, Ky.....0.0 ppg.....0.0 rpg > Non-scholarship player, 1st year at Tech
0	Michael Devoe# G 6-5193..... Sr..... Orlando, Fla.18.5 ppg.....3.3 apg > ACC's 3rd-leading scorer; three 30-pt games this season (UGA, WIS, VT), 13 games over 20
2	Saba Gigiberia..... C/F 7-1248..... So..... Tbilisi, Georgia2.5 ppg.....2.3 rpg > Played in 15 games, 8.3 mpg this season; played 14+ min vs. DU, UNC, WF; 18 total points, 11 total rebs
43	Jermontae Hill..... G 6-6198..... Fr..... Atlanta, Ga.-.....-..... > Non-scholarship player, 1st year at Tech, redshirting
24	Rodney Howard#..... C/F 6-10246..... Jr..... Ypsilanti, Mich.....6.4 ppg.....5.2 rpg > Started 20 games/9 ACC (missed 5 games with ankle injury); 14.3 ppg, 25-36 FG, 8.3 rpg last 4 games
35	Jehloni James..... F 6-6192..... Jr..... Sugar Hill, Ga.-.....-..... > Non-scholarship forward in his 3rd year with the program, played in 5 games career
13	Miles Kelly G 6-5171..... Fr..... Stone Mountain, Ga.3.3 ppg.....1.3 rpg > Played in all but one game off the bench, 12.7 minutes per game; 10-25 3pt FG last 9 games, 5-30 prior
11	Tristan Maxwell..... G 6-2209..... So..... Huntersville, N.C.....6.4 ppg.....1.6 rpg > Played 1 game last season (foot injury), 5 games this season; career-high 22 points at BC (7-11 3pt)
23	Jordan Meka..... C/F 6-8225..... So..... Yaoundé, Cameroon.....0.9 ppg.....3.2 rpg > Played double-digit minutes in 7 games (5 vs. ACC teams), averaged 5.6 rebounds, 1.4 blocks in those games
14	Jalon Moore..... F 6-6211..... Fr..... Birmingham, Ala.2.9 ppg.....2.0 rpg > Played short minutes in 9 games (6 ACC games), played season-long 15:17 at Syracuse (4 pts, 4 reb)
12	Khalid Moore#..... F 6-7208..... Sr..... Briarwood, N.Y.....5.6 ppg.....3.7 rpg > Started all 27 games this season, 60 career; averaging 5.7 ppg, 3.1 rpg, 41% FG in ACC games
3	Bubba Parham G 5-10161..... Sr.*..... Snellville, Ga.....0.0 ppg.....1.0 apg > Played 2 games after pre-season knee surgery, unable to play since Duke game Jan. 4)
5	Deivon Smith G 6-1172..... So..... Loganville, Ga.....5.7 ppg.....2.0 apg > Transfer from Miss. St.; started 5 games (19.7 mpg); 5.6 ppg, 1.9 apg, 51.7% 2pt FG in ACC games
1	Kyle Sturdivant#..... G 6-2197..... Jr..... Norcross, Ga.....7.3 ppg.....2.3 apg > Started 23 games (24.0 mog), Tech's No. 3 scorer; 7.7 ppg, 2.3 apg, 37:17 ATO ratio vs. ACC
4	Jordan Usher# G/F 6-7220..... Sr.*..... Canton, Ga.14.4 ppg.....6.7 rpg > Six double-doubles this season, 3 vs. ACC teams; 13.5 ppg, 6.3 rpg, 44.7% FG, 3.3 apg vs. ACC

TECH NOTEBOOK

Tech Team Statistics

Category	2021-22	ACC	NCAA
Scoring offense	68.9	11	235
Scoring defense	69.7	10	199
Scoring margin	-0.8	12	236
Field goal pct.	.439	10	192
Field goal pct. def.	.428	8	165
3-pt FG pct.	.355	7	82
3-pt FG per game	7.3	11	194
3-pt FG pct. def.	.305	2	50
3-pt FG allowed	6.8	-	-
Free throw pct.	.701	14	220
Free throws made	10.0	14	309
Free throws against	13.4	-	-
Rebound average	34.7	9	215
Rebound margin	-0.5	12	228
O-Reb per game	9.3	9	236
D-Reb per game	25.4	8	168
Assists per game	13.8	9	133
Assist/TO ratio	1.0	12	177
Turnover margin	0.0	11	194
Turnovers per game	13.5	13	237
Turnovers forced	13.4	3	130
Blocks per game	2.7	12	244
Steals per game	8.0	3	51
Personal fouls per game	18.3	15	291

Rankings through games of February 21

Games Started

Player	Consec.	2021-22	Career	Conf.
Deebo Coleman	-	3	3	2
Michael Devoe	21	25	102	70
Saba Gigiberia	-	1	1	1
Rodney Howard	3	20	23	9
Miles Kelly	-	-	-	-
Tristan Maxwell	-	-	-	-
Jordan Meka	-	4	4	4
Jalon Moore	-	-	-	-
Khalid Moore	37	27	60	34
Bubba Parham	-	-	82	46
Deivon Smith	-	5	13	6
Kyle Sturdivant	15	23	23	15
Jordan Usher	76	27	80	52

**Includes starts at previous school*

Career ACC includes ACC Tournament starts

Non-Conference Breakdown

Team	Conf.	Record	Conf.	KP	NET
Charleston So.	Big South	5-22	1-13	351	351
Clayton State	Div. II	8-17	3-12	--	--
Georgia	SEC	6-21	1-13	207	211
Georgia Southern Sun Belt		11-14	4-10	243	246
Georgia State	Sun Belt	13-10	7-5	156	185
Lamar	WAC	2-23	0-14	346	354
LSU	SEC	19-8	7-7	17	16
Miami (Ohio)	MAC	12-14	6-9	255	248
Southern Cal	Pac-12	23-4	12-4	28	24
Stetson	A-Sun	11-16	5-9	308	304
Wisconsin	Big Ten	21-5	12-4	25	20
GT strength of schedule rank				73	65
GT NC strength of schedule rank				313	185
vs. Quad 1: 0-7				vs. Quad 2: 0-6	
vs. Quad 3: 5-2				vs. Quad 4: 5-1	

KP - KenPom.com, NET - NCAA NET rankings

Rankings through games of February 21

well as Florida State and Pitt on the road.

Wednesday's game will be televised live on the ACC Network, with a live stream available through the ESPN app. Radio coverage will be on the Georgia Tech Sports Network by Legends Sports and flagship station WCNN (680/93.7 The Fan), and on satellite radio (XM channel 371, SiriusXM app 371).

The Opening Tip

- **NBA scheduling** - The Virginia Tech game concludes a stretch of three games in five days for Georgia Tech, who made up a postponed game at Syracuse Monday night in between scheduled meetings at Pittsburgh and the Wednesday game against the Hokies.

- **Second chances** - The Yellow Jackets finish the regular season with rematches against Virginia Tech, Notre Dame, Clemson and Boston College. Tech went 2-2 against those teams the first time around.

- **At home** - Wednesday's game is Georgia Tech's only home game in a five-game stretch that began with road games at Pitt and Syracuse and continues with road trips to Notre Dame Saturday and Clemson next Wednesday. It is only the Jackets' second home game since Feb. 5. Tech is 8-8 at home this season, 2-6 in conference games. The Hokies are 5-5 on the road, 3-4 in conference road games.

- **Dynamic duo** - Georgia Tech seniors Michael Devoe and Jordan Usher have accounted for 46.7 percent of the Yellow Jackets' scoring this season, and as the top two assist purveyors on the team, have had a hand in 68.9 percent of Tech's field goals made. Those numbers for ACC games are similar (45.6, 70.1). In Tech's 11 wins, however, they account for just 41.9 percent of the Jackets' points; in Tech's four ACC wins: 37.5 percent.

- **Grand theft basketball** - The Jackets are third in the ACC in turnovers forced against conference opponents (13.50 per game) and are No. 2 in steals (8.50). Tech's last 10 ACC foes (beginning Jan. 19 vs. Wake Forest) have coughed it up 138 times (13.8 per game), 97 of them takeaways for Tech (9.7 per game).

- **Eight lineups** - Tech has utilized eight different starting lineups this season, and Jordan Usher and Khalid Moore are the only players to start all 27 games. Tech's most frequent lineup has been the original one (Michael Devoe and Kyle Sturdivant at the guards, Jordan Usher and Khalid Moore at the forwards, Rodney Howard at center), which the Jackets used for six of the first eight games and the last six before Virginia.

- **Iron Mike** - Senior guard Michael Devoe fell from the top spot in the ACC in scoring average for the first time this season after Tech's game at Boston College, but has held steady as the league's No. 3 scorer since when (18.53 points per game). Devoe is No. 3 in the ACC in three-point percentage (37.6), No. 5 in three-point field goals per game (2.50) and No. 3 in minutes (35.26 per game). Devoe is one of only six players in Division I to average at least 18.53 points, 4.76 rebounds, 3.3 assists and 1.38 steals this season.

- **Climbing the ladder** - In Tech's last three games, **Michael Devoe** has passed Georgia Tech legends John Salley (1,587 from 1982-86), Bruce Dalrymple (1,588 from 1983-87), B.J. Elder (1,616 from 2001-05) and Roger Kaiser (1,628 from 1958-61) on the program's career scoring chart, reaching 13th place with 1,631 points. Next on the list is point guard Tony Akins, who scored 1,658 points from 1998-2002 and holds 12th place.

- **House of Usher** - Jordan Usher is one of only seven Division I players to average at least 14.3 points, 6.7 rebounds, 2.7 assists and 1.4 steals this season (per Sports-Reference.com). Only two of those seven play for a power conference team - Usher and Dereon Seabron of NC State. Seabron is the only non-senior on the list.

- **Three over a thousand** - Jordan Usher cleared the 1,000-point milestone for his career Jan. 15 at North Carolina. He has 1,152 points, 878 of them scored in a Tech uniform, giving Tech three 1,000-point scorers on its roster, including

Series vs. Virginia Tech

Georgia Tech trails, 8-21

Home: 4-8, Away: 2-11, Neutral: 2-2

All Home Games: 4-8
At McCamish Pavilion: 2-4
At Alexander Memorial Coliseum: 2-4
In Atlanta: 5-8
In Blacksburg: 2-11
At Cassell Coliseum: 2-11
As ACC members: 7-17
In the ACC Tournament: 1-1
All Neutral Games: 2-2
Under Whack Hyder: 1-1
Under Dwane Morrison: 0-1
Under Bobby Cremins: 0-1
Under Paul Hewitt: 3-8
Under Brian Gregory: 2-4
Under Josh Pastner: 2-5
Vs. Buzz Williams: 0-6
Vs. Mike Young: 2-1 (4-2 overall)
Longest Winning Streak: 2 games (2013-14, 2020-21)
Longest Losing Streak: 6 games (2011-13, 2015-19)
Most Points Scored: 84 on 2-23-2008
Fewest Points Scored: 15 on 2-14-1921
Most Points Allowed: 102 on 2-13-2011
Fewest Points Allowed: 31 on 2-14-1921
Largest Margin of Victory: 19 on 3-11-2008, 2-4-2020
Largest Margin of Defeat: 25 on 2-13-2011

Series Results

2-14-1921a	L	15-31
12-20-1957h10	L	59-70
12-27-1962 (ot) nr/18nr/14	W	73-72
12-22-1979n2	L	62-67
3-10-1984a1	L	74-77
1-22-200512/15	h10	L 69-70
3-11-2005n3	W	73-54
1-31-2006a	L	62-63
1-28-2007h10	L	65-73
1-19-2008h10	W	81-70
2-23-2008a	L	84-92
2-11-2009a	L	71-76
3-6-2010h10	L	82-88
1-25-2011h10	W	72-57
2-13-2011a	L	77-102
3-10-2011n4	L	43-59
2-18-2012 (ot)a	L	73-74
1-12-2013 (ot)h15	L	65-70
2-9-2013a	W	64-54
3-8-2014h15	W	62-51
2-9-2015a	L	63-65
1-16-2016h15	L	77-78
1-18-2017a	L	61-62
2-17-2018h15	L	56-76
1-9-20199/7	h15	L 49-52
2-13-201922/16a	L 68-76
2-4-2020h15	W	76-57
2-23-202116/15a	W 69-53
2-2-2022a	L	66-81

n1-Gator Bowl Tournament (Jacksonville, Fla.); n2-Roanoke Times & World

News Holiday Classic (Roanoke [Va.] Civic Center); n3-ACC Tournament

(MCI Center, Washington, D.C.); n4-ACC Tournament (Greensboro

Coliseum, Greensboro, N.C.); a1-NIT 1st round

GAME NOTES

TECH NOTEBOOK

Just Georgia Tech, please...

The Georgia Institute of Technology is the official title, but Georgia Tech will work fine, or just Tech (unless you're in Virginia or Texas). We would appreciate it if you would use our name in those ways. Georgia Tech University is incorrect. Thank you.

Georgia Tech Quick Facts

Official Name: Georgia Institute of Technology
Location: Atlanta, Ga.
Enrollment: 43,859
Founded: 1885
Colors: Old Gold and White
Nickname: Yellow Jackets, Ramblin' Wreck
Mascot: Buzz (Yellow Jacket)
Fight Songs: Ramblin' Wreck, White and Gold
Conference: Atlantic Coast (ACC)
Home Arena: McCamish Pavilion (capacity 8,600)
President: Dr. Angel Cabrera
Director of Athletics: Todd Stansbury
Faculty Rep. for Athletics: Dr. Baratunde Cola
Head Coach: Josh Pastner (Arizona, 1997)
 Record at Tech: 93-92 1 (6th season)
 Overall: 260-165 1 (13th season)
 ACC Regular Season: 46-61 1
 ACC Tournament: 2-3
 NCAA Tournament: 2-5

Associate Head Coach: Eric Reveno (Stanford, 1989), 5th season
Assistant Coach: Julian Swartz (Carroll College, 2005), 5th season
Assistant Coach: Anthony Wilkins (Kent State, 2013), 3rd season
Assoc. Dir. of Player Personnel: B.J. Elder (Georgia Tech, 2014)
Director of Operations: Tyler Benson (St. Bonaventure, 2009)
Director of Scouting: Hayden Sheridan (Arizona, 2016)
Player Development Coach: Eddie Dimas (Grand Canyon, 2015)
Athletic Trainer: Richard Stewart (Salisbury, 2005)
! On-court record (Georgia Tech had 22 wins and one loss during the 2016-17 and 2017-18 seasons vacated by the NCAA's Committee on Infractions.)

Basketball History

107th season: 1st game, Feb. 17, 1906 vs. Auburn
All-time Record: 1,421-1,283 1
Winning/Losing/500 Seasons: 55 / 47 / 4
NCAA Appearances (17): 23-17 record
 1960, 1985, 1986, 1987, 1988, 1989, 1990, 1991, 1992, 1993, 1996, 2001, 2004, 2005, 2007, 2010
Final Fours (2): 1990, 2004
NIT Appearances (8): 10-8 record
 1970, 1971, 1984, 1994, 1998, 1999, 2003, 2016
ACC Championships (4): 1985, 1990, 1993, 2021
ACC Regular-Season Titles (2): 1985 (tie), 1996
ACC Regular-Season Record (43rd season): 280-403 1
ACC Tournament Record: 28-37
SEC Championships (1): 1938
SEC Regular-Season Titles (1): 1937
SEC Regular-Season Record (1932-64): 201-207
Metro Conference Regular-Season Record (1975-78): 9-10
Metro Conference Tournament Record: 4-3
Record at McCamish Pavilion: 111-61 1 (10th season)
Record at Alexander Memorial Coliseum: 556-194 (55 seasons, 1956-2011)
Record at State Farm Arena: 8-12
Record at Gwinnett Arena: 4-1
Record at Georgia Dome: 9-5
All-Time Head Coaches: 14
ACC Head Coaches: 5
All-America Selections: 14 (12 players)
Consensus All-Americans: 2
First-Team All-Americans: 5
National Players of the Year: 1
All-ACC Selections: 56 times (33 players)
ACC Players of the Year: 2
ACC Rookies of the Year: 11
ACC Coaches of the Year: 5 (3 coaches)
ACC Tournament MVPs: 4
ACC All-Freshman Team: 15

Michael Devoe (1,595) and Bubba Parham (1,452).

- **Dealin' Dallen** - Kick-started by a strong game against Clayton State on Jan. 23, Tech freshman Deebo Coleman has averaged 7.8 points and hit 20 of 43 shots (46.5 percent) from three-point range over Tech's last 10 games.

- **Rad Rodney** - Center Rodney Howard has put together his best basketball this season in Tech's last four games, scoring in double digits in all four and posting a pair of double-doubles. He has averaged 14.3 points per (25-of-36 from the floor) and 8.3 rebounds, with six assists and four blocks.

- **Sturdy Sturdivant** - Kyle Sturdivant has a 38:14 assist/turnover ratio over Tech's last 14 games. The junior guard has averaged 7.3 points with four double-digit scoring efforts and six turnover-free games over that stretch.

Series Notes vs. Virginia Tech

- Virginia Tech has won 21 of 29 all-time meetings with Georgia Tech, including 17 of 24 as a member of the ACC. The Hokies won the first meeting between the two teams in 2021-22, an 81-66 victory on Feb. 2 in Blacksburg.

- Georgia Tech has won two of the last three meetings, capturing a 69-53 victory in Blacksburg in the teams' only scheduled meeting of the 2020-21 season. The Jackets also took a 76-57 victory in Atlanta in the teams' only scheduled meeting of the 2019-20 season, snapping a six-game losing streak in the series and matching its largest margin of victory in the series.

- Tech has won only twice in 13 trips to Cassell Coliseum, including a 64-54 win on Feb. 9, 2013.

- Tech has defeated Virginia Tech only four times in 12 meetings at home since the Hokies joined the ACC, and the Yellow Jackets received extraordinary performances by individuals to win two of those games. On Jan. 19, 2008, reserve guard Matt Causey came off the bench to hit seven threes and pour in 30 points in the Jackets' 81-70 victory. On Jan. 25, 2011, Iman Shumpert recorded the fourth triple-double in Tech history with 22 points, 12 rebounds and 11 assists in the Jackets' 72-57 win.

- The Hokies, led by future NBA star Dell Curry, held off the Jackets and their future All-Americans Mark Price and John Salley, 77-74, in the teams' first meeting, a first-round post-season NIT game, at Cassell Coliseum in 1984.

- The teams have split two ACC Tournament encounters, the Jackets capturing a 73-54 victory in the first round of the 2005 tournament in Washington, D.C., and the Hokies winning a 59-43 decision in the first round in 2011 in Greensboro.

- Georgia Tech's first victory over Virginia Tech occurred on Dec. 27, 1962, a 73-72 overtime triumph at the Gator Bowl Tournament that was part of an 11-0 start for the Yellow Jackets. Tech went on to finish the season 21-5. That remains the only meeting between the two teams when both were ranked in the nation's top 25.

- Both teams were members of the old Metro Conference, but not at the same time. Georgia Tech was a member for three seasons from 1975-76 through 1977-78 before leaving to join the ACC. Virginia Tech joined the league for the 1978-79 season.

Last Time Out

In a game that featured 12 ties and 12 lead changes, Syracuse overcame 19 points and 10 rebounds by Georgia Tech's Rodney Howard to escape with a 74-73 overtime win over the Yellow Jackets on Monday night at the Carrier Dome.

The back-and-forth affair came down to the final seconds. Leading 74-73 with the shot clock off and less than 30 seconds to go in overtime, it appeared that Georgia Tech would have to foul Syracuse to stop the clock and regain possession. However, the Jackets trapped Syracuse's Buddy Boeheim just across half-court and Kyle Sturdivant made a spectacular play to strip the ball from Boeheim's hands. The loose ball hit off Boeheim's leg and caromed out of bounds to give Tech possession with 22

Georgia Tech By the Numbers

1	SEC Championships
1	NCAA Post-Graduate Scholar
1	Naimsmith Award winner
2	Final Four appearances
2	ACC regular-season titles
2	ACC Players of the Year
2	National Freshmen of the Year
3	Years a Member of the Metro Conference
4	ACC Championships
5	First-team All-America players
6	Jersey numbers retired
6	Academic All-Americans
7	NCAA Sweet 16 appearances
8	Wins over teams ranked No. 1
8	NBA lottery picks
12	ACC Rookie of the Year honorees
14	Head coaches in program history
17	NCAA Tournament berths
19	NBA first-round draft picks
25	Total postseason berths (NCAA and NIT)
32	Years a Member of the SEC
42	Years a Member of the ACC
47	Players taken in the NBA Draft
49	Players selected All-ACC
228	Weeks ranked in either AP or Coaches Poll

seconds remaining.

On its ensuing possession, Michael Devoe had two shots to give the Jackets the lead, but both missed. However, the Jackets collected offensive rebounds on both misses, the second of which was grabbed by Deebo Coleman, who dished to a Khalid Moore in the paint. As Moore went up for the possible go-ahead layup, three Orange defenders converged and Moore fell to the floor, where he was tied up for a jump ball. Although Moore wasn't awarded free throws on the play, Tech had the arrow and retained possession with 3.3 seconds left on the clock.

That gave the Jackets one more chance, and they once again went to Devoe, who had already drained four 3-pointers on the night and had 14 points. Unfortunately, his contested 3-pointer rimmed out at the buzzer and Tech was saddled with the heartbreaking one-point defeat.

Georgia Tech (11-16, 4-12 ACC) raced out to an early 12-3 lead, but Syracuse (15-12, 9-7 ACC) quickly rallied and neither team led by more than seven points the rest of the way. The Orange took its biggest advantage of the game at 59-53 with less than five-and-a-half minutes to go in regulation, but the Jackets outscored SU 10-4 down the stretch to send the game to overtime.

Howard continued his torrid play of late, finishing with a career-high 19 points and 10 rebounds, good for his fourth straight game with double-digit points and his second double-double in the last three contests. After not scoring more than four points in any of his first seven ACC games of the season, Howard is averaging 14.3 points and 8.3 rebounds per game over the past four contests.

Jordan Usher notched his sixth double-double this season for Tech with 14 points and 13 rebounds. Devoe's 14 points rounded out three Yellow Jackets in double-figures.

Notable from Syracuse Game

- Tech is 1-2 this season in overtime games (defeated Georgia State in December), 0-2 in ACC overtime games (Notre Dame, Syracuse).

- Rodney Howard (19 points, 10 rebounds) and Jordan Usher (14 points, 13 rebounds) each had a double-double for

TECH NOTEBOOK

Tech's Record

	2021-22	CJP
At home	8-8	68-34
On the road	3-6	20-46
At neutral sites	0-2	5-9
Vs. top-10 opponents	0-2	3-16
Vs. top-25 opponents	0-4	11-30
Vs. teams over .500	6-14	56-79
Vs. teams under .500	3-1	29-7
Vs. teams at .500	2-1	7-5
While in the top 25	0-0	0-0
In November	5-1	19-9
In December	1-4	20-21
In January	3-6	23-25
In February	2-5	17-30
In March/April	0-0	14-6
Wearing white uniforms	6-8	63-34
Wearing gold uniforms	4-4	19-31
Wearing navy uniforms	1-4	12-23
Wearing black uniforms	0-0	0-0
Game is decided by 5 pts./fewer or OT	4-5	24-24
Game is decided by 10/fewer or OT	7-6	45-46
Leading at the half	9-3	69-20
Trailing at the half	2-10	22-68
Tied at the half	0-3	2-3
Leading with 5:00 to play	9-3	80-9
Trailing with 5:00 to play	2-13	10-80
Tied with 5:00 to play	0-0	2-3
In overtime games	0-1	4-4
After a bye in the ACC schedule	1-0	3-3
Tech scores 100 or more points	0-0	0-1
Tech scores 70 or more points	8-2	66-17
Tech scores fewer than 70 points	3-14	28-74
Opponent scores 100 or more points	0-0	0-2
Opponent scores 70 or more	3-11	18-56
Opponent scores fewer than 70	8-5	77-33
Opponent scores fewer than 50	0-0	4-0
Tech shoots 50 pct. or better	5-0	37-9
Opponent shoots 50 pct. or better	1-3	6-17
Opponent shoots under 40 pct.	3-5	54-20
Tech has a higher FG% than opponent	10-4	86-24
Tech has a lower FG% than opponent	1-10	4-62
FG percentage is even	0-0	0-2
Tech has more 3-point FGs	9-4	37-22
Tech has fewer 3-point FGs	1-10	43-57
3-point FGs are even	1-2	13-10
Tech attempts more FT than opponent	4-2	64-23
Tech attempts fewer FT than opponent	5-14	23-63
Free throw attempts are even	2-0	6-5
Tech outrebounds opponent	7-6	49-26
Opponent outrebounds Tech	4-10	38-65
Rebounds are even	0-0	6-1
Tech has fewer turnovers than opponent	6-9	48-32
Tech has more turnovers than opponent	4-7	41-51
Turnovers are even	1-0	5-6
Tech has more assists than turnovers	7-4	61-27
Committing more fouls	7-13	26-59
Committing fewer fouls	3-2	59-23
Fouls are even	1-1	8-9
4/more Jackets score in double figures	4-1	44-18
A Jacket scores 20 or more	6-9	57-47
A Jacket scores 30 or more	2-2	6-5
Scoring more bench points	6-10	41-35
Scoring fewer bench points	5-5	50-49
Bench scoring is even	0-1	2-6

Tech, the first time since 11/25/2020 vs. Georgia State that multiple Yellow Jackets posted double-doubles in the same game.

- Tech employed its most frequently used starting lineup this season – Michael Devoe, Kyle Sturdivant, Khalid Moore, Jordan Usher and Rodney Howard – for the 15th time. Tech has utilized eight different starting lineups this season.

- Tech utilized eight players against Syracuse, and all of them scored. Backup point guard Deivon Smith did not play while under concussion protocol. At least nine players have seen action in 20 of the Jackets' 27 games, and in 11 of 16 ACC games.

- For the second straight game, Tech tied its season high for assists in an ACC game with 18 on 26 made field goals. The Jackets have assisted on 61.4 percent of their field goals across their last six games.

- Tech's bench has outscored that of its opponents 112-41 in the last five games, including 18-7 vs. Syracuse. The Jackets' reserves have outscored opponents' reserves in 16 of 27 games this season (only six of 26 last season).

- Tech has won the turnover battle in nine of its last 13 games but was able to force only four from Syracuse. Tech has forced 13.71 turnovers against ACC teams this season (No. 2 in the conference).

- Tech held Syracuse to 32.9 percent from the floor, the lowest percentage an ACC team has achieved against the Jackets this season and the second lowest by any team (28.2 percent by Georgia State).

- Tech has committed more fouls than its opponent in 20 of 27 games this season (74.1 percent of the time), but was even at Syracuse (16-16). In Josh Pastner's first five seasons, the Jackets did so in 65 of 157 games (41.4 percent of the time).

- Tech has hit 77.4 percent of its free throws (65-of-84) over its seven games since a 3-for-10 performance Jan. 29 against Miami.

- Rodney Howard has scored in double digits in four straight games (10 at Virginia, 14 with 11 rebounds vs. NC State, 14 at Pittsburgh, career-high 19 with 10 rebounds at Syracuse). The 6-10 junior has scored a total of 15 points in the seven games prior to that.

- Howard has hit 25-of-36 shots from the floor over Tech's last four games (7-of-12 at Syracuse). He has averaged 14.3 points and 8.3 rebounds in those four games.

- Howard has two double-doubles in Tech's last three games and three for the season (14/10 vs Miami of Ohio in the season opener).

- Michael Devoe surpassed Roger Kaiser (1,628 points from 1958-61), Georgia Tech's first All-American, to move into 13th place on Georgia Tech's career scoring chart. The senior from Orlando, Fla., finished the night with 1,631 career points, and he needs 27 points to catch 12th-place Tony Akins (1,658 points from 1998-2002).

- Devoe has scored in double digits in 22 of 25 games this season.

- Jordan Usher posted his sixth double-double this season, third in an ACC game, with 14 points and 13 rebounds at Syracuse. He also has 16 points and 14 rebounds against Notre Dame, and 15/10 vs. Miami.

- Usher has reached double figures in 21 of 26 games this season.

- Kyle Sturdivant has a 32:12 assist/turnover ratio over his last 10 games dating back to Jan. 23 vs. Clayton State.

Buzz Bytes

- **Winning numbers** - In Tech's 11 wins this season, the Yellow Jackets have connected on 49.0 percent of their field goal attempts and 43.7 percent of their three-point tries. Tech also has assisted on 60.4 percent of their field goals.

- **Victory parade** - Tech's ACC opponents in the months of December and January have a combined overall record of 158-87 (.644). Its opponents in February and March are a

A Make-or-Miss Game

Georgia Tech's offensive rankings vs. the ACC under Josh Pastner (regular season only)

Year	PPG	FG Pct.	3pt FG Pct.
2021-22	66.1 (12)	.424 (10)	.327 (11)
2020-21	71.8 (6)	.482 (2)	.360 (3)
2019-20	69.9 (9)	.462 (2)	.341 (6)
2018-19	60.7 (15)	.426 (8)	.306 (12)
2017-18	63.6 (14)	.419 (12)	.312 (15)
2016-17	65.1 (14)	.434 (14)	.309 (15)

combined 158-139 (.532).

- **No freebies** - Tech has attempted 98 fewer free throws than its opponents in ACC games this season and been outscored at the stripe by 82 points (5.1 per game). However, in the Yellow Jackets' four ACC wins, they have attempted one more free throw than their foes.

- **Foul play** - Tech has committed more fouls than its opponent in 20 of 27 games this season (74 percent of the time). In Josh Pastner's first five seasons, the Jackets did so in 65 of 157 games (41.4 percent of the time).

- **Breaking fast** - Tech ranks No. 3 in the ACC in average tempo (68.7 possessions) and No. 5 average possession length (17.3 seconds), according to KenPom.com.

- **Michael Devoe** made his 102nd career start against Pitt ... has made four or more three-point field goals in eight games this season (was 4-of-12 at Syracuse) ... Has had five or more assists in seven games this season (Tech is 7-0 in those games) ... Has made his last 10 free throw attempts and ranks fourth in the ACC in percentage (.867) in conference games ... Has a 50:30 assist/turnover ratio in Tech's wins, 36:43 in the Jackets' losses.

- **Kyle Sturdivant** has a 38:14 assist/turnover ratio over the Jackets' last 14 games, six of those games with no turnovers ... Last seven games: 55 points (21-of-47 FG), 21 rebounds, 20 assists.

- **Jordan Usher** has grabbed 10 or more rebounds in seven games this season ... has twice scored 10 or more points, grabbed eight rebounds, had five assists and four-plus steals this season - vs. Florida State and Pitt, both Tech wins.

- **Rodney Howard** has averaged 32.8 minutes over his last four games. He had averaged just 14.4 in the first seven Tech games after he returned from his ankle injury, reaching 30 minutes just once, and playing only 10 total minutes in the two games just prior to his current four-game tear.

- **Deivon Smith** has grabbed five or more rebounds in six games this season ... Has three or more assists in nine games ... Hitting 51.7 percent of his two-point FGA in conference games .

- **Deebo Coleman** has only 19 turnovers in more than 607 minutes this season, the lowest rate among the Jackets ... Has hit 20-of-43 three-point tries in Tech's last 10 games ... Is 41-of-92 from three-point range this season (Michael Devoe was 42-of-107 as a freshman in 32 games) ... Has averaged 9.6 points (52.5% FG, 56.5% 3pt FG) in Tech's 11 wins.

- **Khalid Moore** has improved his free throw percentage by 10 percent over his career norm (.702 over .605).

- **Miles Kelly** is 10-of-25 (40 pct.) from three-point range in his last seven games. The freshman was 5-for-30 for the season prior to the Clayton State game.

Pastner's Key Metrics

- **Assists to made field goals:** The Jackets have assisted on 53.3 percent of their field goals this season, including 54.2 percent in ACC games. Its nightly goal is to assist on 60 percent of its made field goals, which Tech has met eight times this season.

- **Free throws made to opponents' attempts:** Tech went 10-of-11 from the free throw line to Pittsburgh's 15-of-

TECH NOTEBOOK

Tech Highs and Lows Under Josh Pastner

Longest winning streak: 8 games (2020-21)
Longest ACC winning streak: 8 games (2020-21)
Longest ACC home winning streak: 11 games (last 6 home games of 2019-20, first 5 of 2020-21, program record)
Longest losing streak: 7 games (2017-18, 2018-19)
Longest ACC losing streak: 7 games (2017-18, 2018-19)
Most points scored in a game: 120 vs. Florida State (40t), 11/25/20
Most points scored in a game (regulation): 103 vs. Clayton State, 1/23/2022
Most points scored - ACC opponent: 96 at North Carolina, 1/4/2020
Fewest points scored in a game: 42 vs. Clemson, 2/6/2019
Fewest points scored - ACC opponent: 42 vs. Clemson, 2/6/2019
Most points allowed in a game: 123 vs. Georgia State (40t), 11/25/2020
Most points allowed in a game (regulation): 110 at Duke, 1/4/2017
Most points allowed - ACC opponent: 110 at Duke, 1/4/2017
Fewest points allowed in a game: 40 vs. Florida A&M, 12/9/2018
Fewest points allowed - ACC opponent: 51 vs. Syracuse, 1/31/2018
Largest margin of victory: 50 vs. Clayton State (103-53), 1/23/2022
Largest margin of victory - ACC opponent: 27 at Miami (87-60), 2/20/2021
Largest margin of victory - road game: 27 at Miami (87-60), 2/20/2021
Largest margin of victory - ACC road game: 27 at Miami (87-60), 2/20/2021 (program record)
Largest losing margin: 53 (110-57) at Duke, 1/4/2017
Largest losing margin at home: 34 (97-63) vs. Syracuse, 12/18/2019
Largest losing margin - ACC opponent: 53 at Duke, 1/4/2017
Most points allowed in a win: 83 at North Carolina (96-83), 1/4/2020
Most points scored in a loss: 120 vs. Georgia State (4 0t), 11/25/2020
Most points scored in a loss (regulation): 81 vs. Wright State, 12/22/2017
Fewest points scored in a win: 52 vs. Northwestern (52-51), 11/28/2017
Fewest points allowed in a loss: 52 vs. Virginia Tech (52-49), 1/9/2019
Largest deficit overcome to win a game: 17 vs. Notre Dame (1stH-6:47), 2/6/2021
Largest 2nd-half deficit overcome to win a game: 10 vs. Georgia Southern (19:42), 11/26/2021
Largest deficit overcome to win a road game: 15 (4:01-1st) at NC State, 11/5/2019
Largest lead given up in a loss: 16 (15:06-2nd half) vs. St. John's, 12/1/2018
Largest 2nd-half lead given up in a loss: 16 (15:06-2nd half) vs. St. John's, 12/1/2018
Highest FG pct.: 60.7 (34-56) at Georgia, 11/19/2021
Highest FG pct. - ACC opponent: 59.5 (25-42) at Syracuse, 1/12/2019
Lowest FG pct.: 27.1 (16-59) vs. Florida State, 2/16/2019
Lowest FG pct. - ACC opponent: 27.1 (16-59) vs. Florida State, 2/16/2019
Highest 3-pt pct.: 62.5 (10-16) at NC State, 1/15/2017; (15-24) vs. Clayton State, 1/23/2022
Highest 3-pt pct. - ACC opponent: 62.5 (10-16) at NC State, 1/15/2017
Most 3-pt FG: 16 vs. Clemson, 1/20/2021
Most 3-pt FG - ACC opponent: 16 vs. Clemson, 1/20/2021
Lowest 3-pt pct.: 10.0 (1-10) vs. Miami, 1/3/2018, (1-10) vs. Louisville, 1/19/2019
Lowest 3-pt pct. - ACC opponent: 10.0 (1-10) vs. Miami, 1/3/2018, (1-10) vs. Louisville, 1/19/2019
Highest FG pct. allowed: 59.3 (32-54) at Florida State, 1/24/2018; (32-54) Notre Dame, 2/6/2021
Highest FG pct. allowed - ACC opponent: 59.3 (32-54) at Florida State, 1/24/2018; (32-54) Notre Dame, 2/6/2021
Lowest FG pct. allowed: 21.6 (16-74) vs. Elon, 11/11/2019
Lowest FG pct. allowed - ACC opponent: 28.2 (20-71) vs. Florida State, 1/25/2017
Highest 3-pt pct. allowed: 60.0 (12-20) at Louisville, 2/8/2018
Highest 3-pt pct. allowed - ACC opponent: 60.0 (12-20) at Louisville, 2/8/2018
Lowest 3-pt pct. allowed: 6.7 (1-15) at Hawaii, 11/25/2019
Lowest 3-pt pct. allowed - ACC opponent: 9.5 (2-21) vs. Duke, 1/26/2019
Highest FT pct.: 95.2 (20-21) vs. Coppin State, 12/27/2017
Highest FT pct. - ACC opponent: 91.3 (21-23) vs. Pittsburgh, 2/14/2021
Lowest FT pct.: 28.6 (2-7) vs. Notre Dame, 3/12/2019
Most free throws made: 41 vs. Georgia State, 11/25/2020
Most free throws attempted: 59 vs. Georgia State, 11/25/2020 (program record)
Fewest free throws made: 2 at Miami, 2/15/17; at Duke, 1/26/2019; vs. Notre Dame, 3/12/2019; at Kentucky, 12/14/2019; Stetson, 11/12/2021
Most assists: 29 vs. Kennesaw State, 12/28/2018
Fewest assists: 5 at Georgia, 12/19/17, at Tennessee, 11/13/2018, at Florida State, 2/2/2019, vs. Boise State, 12/22/2019; vs. USC, 12/18/2021
Most turnovers: 24 vs. Arkansas, 11/25/2019; Ball State, 12/18/2019; LSU, 12/11/2021
Fewest turnovers: 5 at Notre Dame, 2/1/2020
Most blocked shots: 16 vs. Southern, 11/14/2016 (Tech record)
Most steals: 15 vs. North Carolina, 12/31/2016; at Syracuse, 1/13/2019; vs. Kentucky, 12/6/2020; vs. Florida State, 3/13/2021

20. Tech's goal each night is to make more free throws than the opponent attempts, which the Jackets have done four times this season. Tech is last in the ACC in foul differential (minus-74) and free throw disparity (minus-92) in conference games, and have been outscored from the free throw line by 5.2 points per game in conference play this season.

- **Turnovers:** Tech has won the turnover battle in 15 of 26 games this season (one tie), including nine of the last 12 (the Jackets had 11 turnovers to Pitt's 16). Tech won the turnover battle in 21 of 26 games last season. Target each night is to commit 11 or fewer, which has Tech met 11 times this season (14 times last season). Under Pastner, when Tech has committed fewer turnovers than its opponent, it is 48-32. When it has committed more, it is 41-50.

- **Guard rebounding:** Tech's perimeter players grabbed 19 of its 23 defensive rebounds against Pitt, and 501 of 649 (77.2 percent) for the season. By position, according to KenPom.com, Tech's point guards rank No. 33 nationally in percentage of defensive rebounds taken, and its shooting guards are No. 104.

Big3

To replace ACC Player of the Year Moses Wright, Tech turned to a trio of big men in junior Rodney Howard along with sophomores Saba Gigeria and Jordan Meka.

Howard won the starting job in the preseason and started Tech's first 11 games before being slowed by an ankle injury and missing five games. Howard returned to the court Jan. 19, but took several games to return to his early-season form, and has played his best basketball of the season over Tech's last four games.

Gigeria (15 games played, 7.8 minutes per game) and Meka (13 games, 13.7 minutes per game) have stepped up at various times to take up some spack in the post.

Gigeria played 40 minutes over Tech's games against Duke, Notre Dame and North Carolina during Howard's absence, scoring 10 points with 11 rebounds, but has played a total of two seconds in Tech's last eight games. Meka played 59 minutes, blocked six shots and grabbed 18 minutes over four games of Howard's absence. Meka has played in five games since Howard's return for a total of about 60 minutes. He played 27:17 in Tech's win over Clemson and had five rebounds and three steals.

Two-point (guard) conversion

Splitting the point guard duties nearly evenly so far this season in the wake of the departure of Jose Alvarado, Kyle Sturdivant and Deivon Smith have combined to average 12.4 points and 4.1 assists over 27 games, while compiling a 110:76 assist/turnover ratio. Sturdivant has started 23 games, while Smith has started five.

They both started and played together for much of Tech's

win over Charleston Southern in the absence of Michael Devoe, and have played together on some other occasions. Smith missed the Syracuse game under concussion protocols.

Program Trends

- **Less experienced** - According to KenPom.com, Tech ranks No. 166 in the nation in experience (average 1.98 years per player) and No. 147 in minutes continuity (52.7 percent), a measure of playing minutes from 2020-21 carrying over to 2021-22. The Jackets were No. 4 (2.54 years) and 10 (75.2), respectively, in those categories last season.

- **Two fouls in the first half?** No problem. Georgia Tech ranks No. 4 in the nation in two-foul participation (61.2 pct.), a measure of percentage of available minutes played by players with two fouls. Tech has ranked No. 4 or higher in this category each of the past four years, and was No. 1 in 2020 and 2021. Tech is far and away the leader among major conference teams - the closest power conference team to the Yellow Jackets is Texas Tech (33rd nationally at 38.9 pct.).

- **Bench minutes** - Josh Pastner has expanded his rotation in the 2021-22 season, but the Jackets still rank No. 212 in minutes played by its reserves (29.9 percent). Tech has utilized nine or more players in most games this season (10 or more in eight games), and nine regulars are averaging better than 10 minutes per game in ACC games. The national average is 31.2 percent.

- **Size doesn't matter** - Georgia Tech has played taller over last season in terms of average overall height, ranking No. 68 in the nation at 77.8 inches, according to KenPom.com. Tech ranked No. 256 last season (76.3 inches), taller than only three power conference teams (Arizona State, Georgia and Penn State), and taller than only seven teams that played in the NCAA Tournament field.

- Tech made great strides in its offensive efficiency under Josh Pastner in his first five seasons, ranking No. 22 nationally last season at 113.7, easily its highest ranking under Pastner. The Jackets managed to exceed one point per possession in 22 of 26 games (Tech reached that benchmark 11 times in all of 2019-20). Tech scored over a point per possession in its final 10 games. The Jackets have done so in just nine of 27 games this season, and only against Boston College, Florida State and Pittsburgh in ACC play.

Early in Their Development

Of the 12 scholarship players who have seen rotation minutes for Georgia Tech this season, only seniors Michael Devoe, Jordan Usher and Khalid Moore had extensive experience entering this season.

The other nine came into the 2021-22 season having played a total of 123 college games covering 1,598 minutes (13 minutes per game). Seven of those players comprising the Yellow Jackets' freshman and sophomore classes, six of whom

Tech All-Time vs. the ACC

Opponent	Overall	in ACC	Tourney	In McCamish Pavilion	In Opponent Current Venue	Current Streak
Boston College	17-12	13-11	1-3	2-1	5-6	Won 3
Clemson	67-74	39-51	4-1	6-4	9-40	Won 1
Duke	24-76	20-64	3-7	1-4	5-38	Lost 1
Florida State	32-44	22-30	1-2	3-3	9-17	Won 3
Louisville	14-24	1-9	--	1-4	0-4	Lost 2
Miami	12-16	10-15	1-1	2-4	4-7	Lost 2
North Carolina	27-71	25-57	5-4	1-5	5-26	Lost 2
NC State	43-58	35-44	3-3	2-4	6-11	Lost 1
Notre Dame	12-13	6-11	0-1	6-3	1-8	Lost 1
Pittsburgh	11-5	6-5	0-1	4-1	2-3	Won 3
Syracuse	7-8	5-5	--	4-2	2-5	Lost 1
Virginia	40-46	38-45	5-5	2-4	1-10	Lost 9
Virginia Tech	8-21	6-17	1-3	2-4	2-11	Lost 1
Wake Forest	46-41	45-39	0-4	6-1	10-20	Lost 1

TECH NOTEBOOK

The Last Time a Jacket...

Scored 30 or more points:

Michael Devoe, 30 at Virginia Tech, 2/2/2022

Led Tech in scoring off the bench:

Deivon Smith, 16 vs. Clemson, 2/5/2022

Grabbed 15 or more rebounds:

Moses Wright, 16 vs. Syracuse, 2/27/2021

Had 10 or more assists:

Josh Heath, 10 vs. NC State, 1/15/2017

Had a double-double:

Rodney Howard (19 pts/10 reb) and Jordan Usher (14 pts/13 reb) at Syracuse, 2/21/2022

Played 40 minutes in regulation:

Michael Devoe vs. Wisconsin, 12/1/2021

Played every minute of an overtime game:

Jose Alvarado (45 minutes/1 OT) vs. Duke, 3/2/2021

Played every minute of a multiple-OT game:

Matt Harpring (50 minutes/2 OT) vs. North Carolina, 2/9/1998

The Last Time the Jackets...

Scored 100 or more points:

vs. Clayton State (103-53) on 1/23/2022

Scored 100 or more points in regulation:

vs. Clayton State (103-53) on 1/23/2022

Scored 100 or more points in consecutive games:

vs. Jackson State (100-70) on 11/13/2006, Georgia State (103-74) on 11/16/2006

Scored 100 or more points twice in one season:

vs. Cornell (116-81), 11/13/2015, Green Bay (107-77) on 11/19/2015

Allowed 100 or more points:

vs. Georgia State (120-123) on 11/25/2020

Allowed 100 or more points in regulation:

vs. Duke (110-57) on 1/4/2017

Shot 60 percent or better:

.607 (34-56) at Georgia, 11/19/2021

Failed to make a three-point basket:

0-for-12 vs. Virginia, 1/22/2015

Did not allow a three-point basket:

0-for-11 vs. Pittsburgh, 3/5/2016

Failed to make a free throw:

0-for-6 vs. Duke, 1/7/2014

Grabbed 50 or more rebounds:

70 vs. Georgia State, 11/25/2020

Multiple players had a double-double:

Rodney Howard (19 pts/10 reb) and Jordan Usher (14 pts/13 reb) at Syracuse, 2/21/2022

Multiple players had 10 or more rebounds:

Rodney Howard (10) and Jordan Usher (13) at Syracuse, 2/21/2022

Had 25 or more assists:

26 vs. Syracuse, 2/27/2021

Blocked 10 or more shots:

10 vs. Pittsburgh, 3/4/2020

Had 15 or more steals:

15 vs. Florida State, 3/13/2021

Had fewer than 10 turnovers:

9 vs. Florida State, 1/26/2022

Had five or more players in double-figures in points:

Moses Wright (21), Bubba Parham (17), Kyle Sturdivant (15), Jordan Usher (12), Jose Alvarado (10) vs. Kentucky, 12/6/2020

Had three or more players score 20 points:

Michael Devoe (22), Jordan Usher (21) and Moses Wright (21) vs. Clemson, 1/20/2021

Had no player score 10+ points:

Virginia (57-28 loss), 1/22/2015

Allowed no player to score 10+ points:

Hawaii (73-40 win), 12/25/2019

Had no player play 30 minutes:

at Miami (87-60 win), 2/20/2021

Won by 30 or more points:

Kennesaw State (87-57), 1/28/2018

Won by 40 or more points:

Kentucky State (98-50), 1/30/2010

Won by 50 or more points:

Winston-Salem State (97-46), 1/3/2007

Lost by 30 or more points:

Syracuse (97-63), 12/7/2019

Played an overtime game:

Notre Dame (lost 72-68), 12/21/2021

Defeated a Top 10 team:

#5/5 Louisville (64-58), 2/12/2020

Defeated a Top 25 team:

#15/13 Florida State (80-75), 3/13/2021

Defeated a Top 10 team on the road:

#7/7 Syracuse (67-62), 3/4/2014

Defeated a Top 25 team on the road:

#16/15 Virginia Tech (69-53), 2/23/2015

Had a game postponed (subsequently rescheduled and played):

Pittsburgh, 1/13/2021 (COVID), played on 2/14/2021

Had a game cancelled:

Virginia in ACC Tournament, 3/12/2021 (COVID)

are seeing appreciable minutes, have a total of 87 career college games and 1,204 career minutes (13.8 per game) under their belts.

Season	Experience	Mins.	Continuity	Bench Mins.
2020-21	#2		#10	#336
2021-22	#166		#147	#211

Source: KenPom.com

ENTERING 2021-22 SEASON

Player	Games	Minutes	Note
Deebo Coleman	0	0	freshman
Saba Gigiberia	8	33	sophomore
Rodney Howard*	33	317	19 games at GT
Miles Kelly	0	0	freshman
Tristan Maxwell	1	8	soph., inj. in 2020-21
Jordan Meka	1	8	soph., inj. in 2020-21
Jalon Moore	0	0	freshman
Deivon Smith*	33	749	all at Mississippi St.
Kyle Sturdivant*	47	483	26 games at GT

*transfer

Be Like Mike

Senior guard Michael Devoe, the highest-rated high school prospect Georgia Tech has recruited under Josh Pastner until last fall, has steadily improved over the course of his career, making a quantum leap from his freshman to sophomore seasons and continuing to improve from there.

- Tech's top returning scorer from an ACC Championship unit, the Orlando, Fla., native has expanded his game and currently carries career bests in scoring average (18.6 ppg), rebound average (4.8 rpg) and assists (3.3 per game), while connecting on 45.8 percent of his shots from the floor, 37.6 percent from three-point range and 77.3 from the foul line.

- The 6-5 senior led the ACC in scoring all season until after his 13-point game at Boston College Jan. 12. He has held steady at the No. 3 position in the rankings behind Alondes Williams of Wake Forest (19.89 ppg) and Buddy Boeheim of Syracuse (18.96). He also is No. 3 in three-point percentage, and No. 5 in three-pointers per game (2.44).

- Devoe is one of only six players in Division I to average at least 18.53 points, 4.76 rebounds, 3.3 assists and 1.38 steals this season.

- For his career, Devoe has connected on 39.9 percent of his three-point tries, and has hit 39.5 percent in ACC games.

- After beginning the season No. 36 in career points at Tech, the 6-5 guard is now No. 13 on Tech's all-time list with 1,631 points. He is No. 7 in career three-point field goals (218), 13th in assists (350) and 12th in steals (147).

- Left off the three All-ACC teams last season, he came up big for the Jackets in the ACC Tournament, scoring 13 points against Miami and 20 against Florida State in the championship game to earn tournament Outstanding Player honors.

- In the off-season, Devoe worked hard on improving his agility and athleticism so his defense would improve, and he spent a lot of time in the spring and summer working with **Tech track and field coach Nat Page**, who has coached several Olympians in sprints, hurdles and jumps.

DEVOE CAREER RANKINGS AT TECH

Category	Value	Rank
Points	1,631	13
3-pt field goals	218	7
3-pt FG attempts	549	8
3-pt FG percentage	.397	6
Field goals	565	16
Field goal attempts	1,252	18
Assists	350	13
Steals	147	12
Minutes	3,834	14
Minutes per game	34.2	11

Versatility Personified

DI players matching/exceeding Devoe averages

Player, School	PPG	RPG	APG	SPG
Mark Sears, Ohio	19.7	5.5	3.9	1.8
Aaron Estrada, Hofstra	18.8	5.6	5.0	1.4
Ryan Rollins, Toledo	19.0	6.0	3.6	1.8
Cam Spencer, Loyola (MD)	18.8	4.9	3.4	2.3
MJ Randolph, Florida A&M	19.2	6.4	3.7	2.1
Michael Devoe, Georgia Tech	18.5	4.8	3.3	1.4

DI players matching/exceeding Usher averages

Player, School	PPG	RPG	APG	SPG
Javon Freeman-Liberty, DePaul	20.6	7.4	3.1	1.6
Tym Flowers, LIU	19.3	7.8	3.0	1.4
Dereon Seabron, NC State	17.9	8.8	3.2	1.4
Alex Morales, Wagner	17.9	7.6	3.7	1.9
Darius Lee, Houston Baptist	17.0	8.0	3.0	2.3
Jalen Slawson, Furman	15.1	7.7	3.8	1.9
Jordan Usher, Georgia Tech	14.4	6.7	2.7	1.4

Climbing the Ladder

Michael Devoe passed four Georgia Tech legends on its career scoring chart in Tech's last three games - John Salley (1,587 from 1982-86), Bruce Dalrymple (1,588 from 1983-87), B.J. Elder (1,616 from 2001-05) and Roger Kaiser (1,628 from 1958-61), reaching 13th place on the Yellow Jackets' all-time scoring chart with 1,631 points.

After beginning the season No. 36 in career points at Tech, Devoe has also passed such Tech luminaries as Iman Shumpert, Drew Barry, Jarrett Jack, Michael Maddox, Tico Brown, Marvin Lewis, Anthony Morrow, Lenny Horton, former teammate Jose Alvarado and Kenny Anderson.

Next on the list is Tony Akins, who played for both head coaches Bobby Cremins and Paul Hewitt, scoring 1,658 points from 1998-2002 and holds 12th place.

At Devoe's current scoring average over the seven guaranteed games Tech has remaining, he could rise to 11th place, surpassing Akins Marcus Georges-Hunt (1,728 from 2012-16).

Call Me Ush

One of the most versatile players in the Atlantic Coast Conference, Jordan Usher was the unsung hero of Georgia Tech's run to the ACC title last season with his ability to contribute as a scorer, facilitator, rebounder, defender and leader.

- Taking advantage of his extra year of eligibility because of COVID-19, the Canton, Ga., native is having the best season of his career by averaging 14.4 points, 6.7 rebounds and 2.7 assists per game, all career-best averages. He ranks No. 18 in scoring, 14th in the ACC in rebound average and No. 14 in field goal percentage (.468).

- Usher is one of only seven Division I players to average at least 14.3 points, 6.7 rebounds, 2.7 assists and 1.4 steals this season (per Sports-Reference.com). Only two of those seven play for a power conference team - Usher and Dereon Seabron of NC State. Seabron is the only non-senior on the list.

- The 6-7 guard/forward has scored a career-best 30 points against Georgia State and posted six double-doubles, including three against ACC teams in his career (16/14 vs. Notre Dame, 15/10 vs. Miami, 14/13 vs. Syracuse).

- He has averaged 13.5 points in ACC games and leads the Jackets with 6.3 rebounds and 3.3 assists per game.

- Usher averaged 11.6 points per game last season, fourth on a team which included high scorers Moses Wright, Jose Alvarado and Michael Devoe. He shot 50 percent from the floor and was the Jackets' fourth-leading rebounder at 4.2 per game while averaging just under 30 minutes. He made the ACC all-tournament team after scoring 15 points each against Miami and Florida State.

TECH NOTEBOOK

Tech in the NBA / G League

Player (years at Tech)	Team
Jose Alvarado (2017-21)	New Orleans Pelicans
James Banks III (2018-20)	Texas Legends
Derrick Favors (2009-10)	Oklahoma City Thunder
Kamreion Holsley (2011-14)	*free agent
Marcus Georges-Hunt (2012-16)	College Park Skyhawks
Josh Okogie (2016-18)	Minnesota Timberwolves
Moses Wright (2017-18)	Agua Caliente Clippers
Thaddeus Young (2006-07)	Toronto Raptors

*waived by Skyhawks in early February

Tech Alumni Elsewhere

Player (years at Tech)	Current/Most Recent Team
Tony Akins (1998-2002)	SK Knights (South Korea)
Brandon Alston (2017-19)	Kauhajoki (Finland)
Alade Aminu (2005-09)	Atleticos de San German (Puerto Rico)
Will Bynum (2004-06)	Bivouac/Big 3 (USA)
Demarco Cox (2014-15)	Quimper (France)
Mouhammad Faye (2006-08)	Promithias (Greece)
Marcus Georges-Hunt (2012-16)	Sichuan (China)
Dion Glover (1997-99)	Bivouac/Big 3 (USA)
Trae Golden (2013-14)	Bahcesehir Koleji Istanbul (Turkey)
Abdoulaye Gueye (2014-19)	Konyaspor (Turkey)
Josh Heath (2014-17)	Leuven Bears (Belgium)
Evan Jester (2018-20)	Team Miami (Eurobasket S League)
Tadic Jackson (2014-18)	Sentjur (Slovenia)
Ben Lammers (2014-18)	ALBA Berlin (Germany)
Gani Lawal (2007-10)	Champagne Chalons-Reims (France)
Anthony McHenry (2001-05)	Shinshu BW (Japan)
Daniel Miller (2009-14)	Levanga Hokkaido Sapporo (Japan)
Charles Mitchell (2014-16)	Dorados de Chihuahua (Mexico)
Anthony Morrow (2004-08)	Bivouac/Big3 (USA)
Zachery Peacock (2006-10)	FOS Provence (France)
Shembari Phillips (2018-20)	Baskets Koblenz (Germany)
Glen Rice, Jr. (2009-12)	Real Esteli (Nicaragua)
Robert Sampson (2013-15)	Yamaguchi (Japan)
Avi Schafer (2017-19)	Mikawa Sea Horses (Japan)
Adam Smith (2015-16)	Merkezefendi Belediyesi Denizli (Turkey)
Jeremis Smith (2004-08)	Biqua (Uruguay)
James White (2015-16)	Mauricio Baez (Dominican Republic)

Former Tech Players in Coaching

Player (years at Tech)	Current Position
Kenny Anderson (1989-91)	Fisk University HC
Ty Anderson (2006-09)	Jacksonville State AC
Rod Balanis (1990-94)	Howard AC
Anthony Byrd (1981-84)	Knightdale (N.C.) HS HC
Shaun Fein (1999-2001)	L.A. Clippers AC
Dion Glover (1997-98)	Grand Rapids (G League) AC
Jarrett Jack (2002-05)	Phoenix Suns AC
Winston Neal (1999-01)	Columbia State (Tenn.) HC
Fred Vinson (1992-94)	New Orleans Pelicans AC
Mfon Udofia (2009-13)	College Park (G League) AC

Former Tech Coaches in Coaching

Coach (years at Tech)	Current Position
Amir Abdur-Rahim (2011-12)	Kennesaw State HC
Sherman Dillard (1988-94)	Iowa AC
Chad Dollar (2011-16)	Cincinnati AC
Bruce Evans (2012-16)	North Florida AC
Brian Gregory (2011-16)	South Florida HC
Tavaras Hardy (2016-18)	Loyola-Maryland HC
Paul Hewitt (2000-11)	Agua Caliente (G League) HC
Chris Kreider (2007-09)	Georgia State HC
Darryl LaBarrie (2010-11, 2016-18)	Agua Caliente (G League) AC
Robert McCullum (2010-11)	Florida A&M HC
Mamadou N'Diaye (2014-16)	Central Florida AC
Billy Schmidt (2011-14)	Chicago Bulls AC
Cliff Warren (2000-05)	Georgia State AC
Charlton Young (2005-09)	Florida State AC

+other staff

- Usher has scored in double digits in 28 of Tech's last 33 games, including 22 of 27 this season.
- Having started every game since he became a Jacket (76), Usher continues to demonstrate his versatility by ranking No. 2 on the team in assists and No. 1 in steals this season.
- Usher surpassed the 1,000-career-point milestone Jan. 15 at North Carolina. He has scored 878 of his 1,152 points in a Tech uniform. In order to reach 1,000 as a Yellow Jacket, he would need to average 25 points through Tech's first ACC Tournament game.

Burning at Both Ends

Georgia Tech has lived and succeeded by playing excellent defense during its five-plus years under Josh Pastner, steadily become one of the better offensive teams in the ACC as well through its ACC Championship season of 2020-21.

The Yellow Jackets currently rank No. 244 in offensive efficiency according to KenPom.com (99.8 points per 100 possessions), while ranking No. 206 in effective field goal percentage (49.4) and 136th in three-point percentage (34.3).

Tech ranks No. 115 in tempo, its second highest ranking nationally under Josh Pastner, and is No. 3 in the ACC.

Tech finished 2020-21 with its highest offensive efficiency rating (113.7) and national ranking (22) under Pastner, and ranked No. 35 in effective field goal percentage (54.1) and No. 36 in lowest turnover percentage (16.1). The Jackets accomplished this relying more on the three-point shot than in any year prior (36.4 percent of their FGA were threes compared to 29.6 percent the year before).

Tech scored more than a point per possession in its final 10 games and 22 times altogether in 2020-21, and have done so in only nine of 26 games this season.

3-POINT RELIANCE UNDER PASTNER

Percentage of 3FA/FGA according to KenPom.com and percentage of points scored from 3-point FG

Year	3PA/FGA	Rank	%Points	Rank
2021-22	34.8	253	30.9	196
2020-21	36.4	202	29.6	205
2019-20	29.6	324	22.5	336
2018-19	33.4	303	25.3	326
2017-18	27.7	335	22.3	336
2016-17	24.6	349	20.1	345

Wire-to-Wire

Though he has expanded his bench to reflect the growing level of talent within the program, head coach Josh Pastner remains committed to a tight playing rotation when conference play rolls around, reminiscent of the way Bobby Cremins coached the Yellow Jackets over his 19 seasons.

Tech ranks No. 211 nationally in bench minutes (29.9 pct.), according to KenPom.com, up from last season reflecting an expansion in the Jackets' rotation, consistently playing 8-to-10 players, with nine rotation players averaging more than 10 minutes per game in ACC play.

Also, Tech's bench has contributed more points than that of its opponent in 16 of 27 games this season. The Jackets accomplished that just six times in 26 games last season.

Tech still has ironmen on its roster, however. Michael Devoe (35.3 minutes per game) and Jordan Usher (31.6) both rank among the ACC's top 20 this season. Devoe ranks No. 132 nationally in usage despite missing one game with the flu.

Tech finished last season ranked No. 336 in percentage of minutes played by reserves (20.1), while Jose Alvarado, Moses Wright and Michael Devoe all ranked among the ACC's top 10 in average minutes per game.

Tech's highest ranking in bench minutes under Josh Pastner came in 2017-18, when the Jackets ranked No. 89 at 33.5 percent. They have not ranked higher than No. 210 in any other year under Pastner.

Offense/Defense Under Pastner

Source: KenPom.com (Nat'l rank in parentheses)

Year	Tempo	Off. Eff.	Def. Eff.
2021-22	68.5 (115)	99.8 (244)	98.9 (85)
2020-21	67.3 (223)	113.7 (22)	96.2 (68)
2019-20	70.0 (88)	103.0 (171)	91.8 (16)
2018-19	66.8 (225)	101.7 (228)	96.5 (43)
2017-18	66.1 (227)	103.6 (197)	98.7 (61)
2016-17	68.2 (179)	100.0 (259)	91.0 (6)

BENCH MINUTES UNDER PASTNER

Year	Pct.	Nat'l Rank	Natl Avg.
2021-22	29.9	211	31.2
2020-21	20.1	336	31.0
2019-20	26.5	267	30.3
2018-19	33.5	89	30.3
2017-18	30.1	210	31.5
2016-17	24.6	323	31.9

Assisted Living

Georgia Tech coach Josh Pastner preached and prodded his Yellow Jackets on ball and player movement and hard cutting from the first time he got his team on the practice court. His primary measuring stick on how well the Jackets perform offensively is their ratio of assists to made field goals.

Tech has consistently been above the national average and maintained a high rate in ACC games. The Yellow Jackets are currently No. 122 at 53.2 percent, ninth in the ACC at 54.0 percent in conference games. The Jackets finished the 2020-21 season No. 53 nationally at 57.1 percent and held the second-highest mark in ACC games only (58.8 pct.).

Tech's top assists-to-made field goals ratios: 1987-88 – 68.3; 1988-89 – 65.9; 1986-87 – 65.8; 1992-93 – 65.0; 1985-86 – 64.8; 2000-01 – 62.9; 1999-00 – 62.9; 2016-17 – 62.6.

ASSISTS TO MADE FG UNDER PASTNER

Year	A/FGM	Nat'l Rank	Natl Avg.	Vs. ACC
2021-22	53.2	122	51.1	54.0
2020-21	57.1	53	51.8	58.8
2019-20	53.3	139	51.5	58.0
2018-19	57.4	46	51.9	56.4
2017-18	54.3	119	52.3	53.9
2016-17	62.4	13	52.4	63.2

Build the Wall

Due to its ability to play creative versions of both zone and man-to-man to keep opponents off-balance, Georgia Tech has been able to rely on its mixture of defenses to win games over Josh Pastner's first five seasons.

Tech is No. 85 currently in adjusted defensive efficiency, according to KenPom.com, at 98.9 points per 100 possessions, its lowest standing under Pastner but still among the top third in the NCAA. Fifteen of the Jackets last 31 opponents have been held to under a point per possession dating back to last season.

The major difference between this year's unit and the previous five Tech teams is playing a small lineup the majority of the time and the absence of a rim-protector and shot blocker like the ones on the list below.

ACC ALL-DEFENSIVE TEAM PLAYERS UNDER PASTNER

2017	Ben Lammers, C (Defensive Player of the Year)
2018	Ben Lammers, C
2019	James Banks III, C
2020	James Banks III, C
2021	Jose Alvarado, G; Moses Wright, C (Defensive POY)

TECH NOTEBOOK

Media Guidelines

The Yellow Jackets' student-athletes and coaches are generally available to the media prior to practices once prior to each game during the season. The practice schedule varies once the season begins, and media sessions will be scheduled and announced weekly. All non-game day media availabilities will be conducted in person.

Georgia Tech's practices are closed to the public and the media.

Interview requests with student-athletes that need to be conducted at other times must be made through Mike Stamus in the communications office at least 24 hours in advance. These interviews will be scheduled around the student-athletes' availability and class schedule.

Media are asked not to contact student-athletes directly either by phone, text, social media or e-mail; they are instructed to refer media to the communications office. Every effort will be made to make players available when requested. Players are not available on game days until after the game.

Interviewing Coach Pastner

Media wishing to speak with Coach Pastner at times other than scheduled media availabilities must notify Mike Stamus in the communications office in advance to make or confirm arrangements. He also is available each Monday on the ACC Teleconference beginning January 3.

Post-Game Protocol

Post-game press conferences for home games will be held in person in the Shah Media Room across from the press box on the upper concourse of McCamish Pavilion.

Georgia Tech head coach and selected players will appear in the room following a cooling off period. The visiting team's head coach will also appear if that institution chooses to. If not, the visiting team coach will conduct his press conference virtually, and links will be provided to the media.

Josh Pastner Radio Show

Head coach Josh Pastner's weekly radio show airs each Monday from 7-8 p.m. on "680 the Fan" and 93.7 FM, beginning in December.

ACC Coaches Weekly Teleconference

The 15 ACC head basketball coaches will be featured on nine Monday teleconferences during the 2019-20 season, beginning on January 3, and continuing through March 1. Each coach will have 10 minutes to make an opening statement and answer questions. There will be an instant replay of each teleconference on the Conference's internet site TheACC.com each Monday afternoon.

Coaches whose teams play on Monday in January and February are not required to participate in that day's call. Coaches who do not have a Monday game - Georgia Tech is one - will be on every Monday at the same time. The teleconference schedule for each Monday will differ for the other head coaches, depending on what teams play that Monday night.

Contact Andy Fledderjohann at the ACC media relations office (afledder@theacc.org) for the call-in number and for questions on the schedule.

Pre-Season Storylines

- **107th season** - Georgia Tech is playing its 107th season of basketball in 2021-22 and began the season with an all-time on-court record of 1,410-1,267 (22 wins and one loss from the 2016-17 and 2017-18 seasons were vacated by the NCAA Committee on Infractions).

- **Tech in ACC play** - This is Tech's 43rd season as a member of the Atlantic Coast Conference, having won the conference championship in 1985, 1990, 1993 and 2021. Prior to that, Tech competed in the Metro Conference for three seasons from 1975-78, was an independent from 1964-75, and was a member of the Southeastern Conference for 32 years from 1932-64, winning one title in 1938.

- **67** - Total years of full-time experience in Division I for Tech's coaching staff.

- This is Georgia Tech's sixth season under head coach Josh Pastner, who has built the Tech program based on a "get old and stay old" philosophy, elevating the talent level incrementally through ever-improving high school recruiting and attracting transfers who went to high school in the Atlanta area.

- Georgia Tech was projected by the ACC's official media panel to finish 10th in the conference regular season. Since the ACC expanded in 2005, Miami is the only defending ACC Champion to be projected lower than 10th the next season (12th prior to 2013-14 season). In the last three seasons, the Jackets have surpassed expectations, having been picked to finish 13th, 12th and ninth, respectively, before eventually finishing 10th, fifth and fourth in the regular season. No team that went on to win the ACC championship had ever been projected to finish as low as ninth before last season.

- Tech is coming off the team's first Atlantic Coast Conference championship in 28 years, and the fourth in program history.

- Tech is coming off the team's first NCAA Tournament appearance in 11 years, and 17th in program history.

- Tech has won 17 games overall each of the last two seasons, and has won 22 ACC regular-season games (11 each season), the most in back-to-back seasons in the team's ACC history.

- Tech has finished in fourth place (2021) and fifth place (2020) in the regular season ACC race the last two seasons, the program's best back-to-back finishes since 2004 and 2005.

- Four players with significant career experience as starters return from the ACC Championship team, led by ACC Tournament MVP Michael Devoe, who has been named honorable mention All-ACC each of the last two years, and is the Yellow Jackets' top all-conference candidate for 2021-22. He averaged 15.0 points per game and was one of the league's top three-point shooters at 40 percent for the season.

- Two seniors form the ACC Championship squad - Jordan Usher and Bubba Parham - return to take advantage of their available "COVID year." Usher, who began his college career at USC, has started every game for Tech since becoming eligible in midseason 2019-20, and last year was Tech's fourth-leading scorer (11.6 ppg) and third-leading rebounder (4.2 rpg), and made the ACC All-Tournament team. Parham has started 20 of 56 games in two seasons at Tech after transferring from VMI, averaging 5.8 points per game.

- Devoe and Parham are both career 1,000-point scorers, with Jordan Usher joining them at mid-season.

- Devoe, Usher, Parham and senior forward Khalid Moore began the season with a combined 247 career collegiate starts.

- All three freshmen in this year's recruiting class were rated among the nation's top 150 prospects, and the class, which includes transfer guard Deivon Smith from Mississippi State, is ranked 28th in the nation, the highest-ranked class for Tech since 2012.

- Tech's center has made the ACC's All-Defensive Team five straight years - Ben Lammers (2017, 2018), James Banks III (2019, 2020), both of whom led the conference in blocked shots, and Moses Wright (2021). In 2020-21, Tech had two representatives on the All-Defensive Team - Jose Alvarado, who

was also named ACC Defensive Player of the Year, joined Wright.

- In addition to its 20-game ACC schedule, Tech faces a strong non-conference slate that includes Power 5 conference opponents Georgia, Wisconsin, LSU and Southern California. Duke, Florida State, North Carolina and Virginia all were in the pre-season Associated Press top 25, while Virginia Tech, Syracuse, USC and LSU.

- Tech entered the season having won 14 of its last 15 ACC games at McCamish Pavilion, including a school-record 11-game winning streak that was stopped by Virginia on Feb. 10 of last season.

Tech Welcomes Strong Recruiting Class

Georgia Tech signed its highest-rated class in nine years when four-star guards **Dallan "Deebo" Coleman** and **Miles Kelly**, as well as three-star forward **Jalon Moore**, put their names on letters-of-intent to join the Yellow Jackets.

The three-player class was rated as high as 15th-best in the nation and third-best in the Atlantic Coast Conference according to the 247Sports composite team rankings (was 28th at the end of the summer).

Coleman, a 6-6 guard from Memphis, Tenn., who played his high school ball in Callahan, Fla., at No. 53 nationally, is the highest-rated player to sign with Tech during the tenure of head coach Josh Pastner. Kelly, a 6-4 guard from Lilburn, Ga., was No. 87 according to 247Sports. Moore, a 6-6 forward from Gardendale, Ala., was No. 120.

Coleman and Kelly were both among the nominees for the 2021 McDonald's All-American Game.

It was the first time since 2012 that Georgia Tech had signed as many as three players ranked among the nation's top 150 in the 247Sports ranking. Tech's 2012 recruiting class included four-star forwards **Marcus Georges-Hunt** and **Robert Carter, Jr.**, and was ranked the nation's 10th-best. The Jackets had the nation's 11th-ranked class in 2009, a six-player group highlighted by forward **Derrick Favors**, the nation's top-ranked prospect, and guard **Mfon Udofia**.

Transfer Smith Fortifies Backcourt

Deivon Smith, a former four-star point guard from Grayson, Ga., who played his freshman year at Mississippi State, transferred to Georgia Tech over the summer and joined the Yellow Jackets for the 2021-22 season.

Smith started eight games last season, averaging 5.2 points, 3.6 rebounds and 2.9 assists across 33 games for the Bulldogs, who went 18-15 overall and reached the championship game of the NIT. The 6-1 Loganville, Ga., native compiled a 97:56 assist/turnover ratio, shot 33.9 percent from the floor, 27.9 percent from three-point range and 61.5 percent from the foul line. He was better in SEC games, averaging 5.6 points, 3.6 rebounds and 3.0 assists in helping MSU go 8-10 in conference. Smith scored double figures in five games, with a high of 17 with three rebounds and three assists in the NIT championship game loss to Memphis.

Smith attended Grayson (Ga.) High School, where he was named the 2020 Gwinnett Prep Sports Player of the Year. He was ranked as high as No. 63 in the nation by 247Sports. He led Grayson to a 25-4 record in 2017-18, won the Region 8-AAAAAAA championship and went to the state final four.

First ACC Championship in 28 Years, First in NCAA Tournament in 11

Ending an 11-year hiatus from the NCAA Tournament, Georgia Tech participated in March Madness for the first time since 2010, losing its first-round game, 71-60, to Loyola Chicago at Hinkle Fieldhouse in Indianapolis, Ind. The Yellow Jackets were a No. 9 seed in the field as an automatic qualifier after winning the Atlantic Coast Conference championship, the first conference title for the team since 1993.

The Yellow Jackets entered the NCAA Tournament having won eight straight games following a Feb. 12 loss at Clemson,

TECH NOTEBOOK

Career Games With ...

Double-Figure Points	2021-22	Career
Deebo Coleman	7	7
Michael Devoe	23	82
Rodney Howard	7	7
Miles Kelly	1	1
Tristan Maxwell	1	1
Jalon Moore	1	1
Khalid Moore	3	10
Bubba Parham	-	+65
Deivon Smith	3	11
Kyle Sturdivant	8	#10
Jordan Usher	22	*57

*+includes 53 at VMI; *includes 10 at USC; #includes 1 at USC*

20-plus Points	2021-22	Career
Michael Devoe	12	32
Tristan Maxwell	1	1
Bubba Parham	-	24
Jordan Usher	4	7

30-plus Points	2021-22	Career
Michael Devoe	3	4
Bubba Parham	-	9
Jordan Usher	1	1

10-plus Rebounds	2021-22	Career
Michael Devoe	-	1
Rodney Howard	3	3
Jordan Usher	7	8

Double-Doubles	2021-22	Career
Michael Devoe	-	1
Rodney Howard	3	3
Jordan Usher	6	7

Tech Among ACC Leaders

All Games	Player	#	Rank
Scoring average	Michael Devoe	18.54	3
	Jordan Usher	14.37	18
Rebound average	Jordan Usher	6.74	14
Field goal pct.	Jordan Usher	.467	14
3-point FG pct.	Michael Devoe	.376	3
3-point FG made	Michael Devoe	2.50	5
Free throw pct.	Michael Devoe	.773	12
Assists	Michael Devoe	3.28	15
Steals	Jordan Usher	1.44	t14
Off. reb. average	Rodney Howard	2.14	14
Def. reb. average	Jordan Usher	5.56	8
Minutes Played	Michael Devoe	35.26	3

ACC Games	Player	#	Rank
Scoring average	Michael Devoe	16.69	7
Rebound average	Jordan Usher	6.31	17
Field goal pct.	Jordan Usher	.447	14
3-point FG pct.	Michael Devoe	.309	14
3-point FG made	Michael Devoe	2.13	12
Free throw pct.	Michael Devoe	.867	4
Steals	Jordan Usher	1.50	10
	Michael Devoe	1.44	13
Def. reb. average	Jordan Usher	5.19	9
Minutes Played	Michael Devoe	36.08	4

rankings through games of February 21

including victories over Miami and Florida State to win the ACC Tournament. Tech also earned its highest ACC regular season finish (fourth) since the 2004 national runner-up team also finished fourth, and had a NCAA NET ranking of No. 34 (Jackets NET was 41 following NCAA Tournament). Tech's surge began with a 71-65 home win over Pitt on Feb. 14 and included three road victories over Miami, No. 16 Virginia Tech and Wake Forest.

But Tech was unable to get past the No. 8-seeded Ramblers after losing ACC Player of the Year Moses Wright under COVID-19 protocols, and its remarkable season ended with a 17-9 record.

2020-21 Season Highlights

- **Georgia Tech's 34 wins** over the past two seasons are the most for the program over two seasons since 2009-10 and 2010-11 (36). Tech's 17-9 record in 2020-21 marked its highest winning percentage for a season since the 2004 Final Four team (28-10).

- **Big wins for the Jackets** - Loyola, the 17th-ranked team in the Associated Press poll, was the 10th AP top-25 team the Yellow Jackets played during the 2020-21 season. Tech defeated five AP top 25 teams this season, most recently No. 15 Florida State in the ACC Tournament, more than any other team in the ACC. The Jackets also defeated No. 20 Kentucky (Dec. 6), No. 20 Clemson (Jan. 20), No. 16 Florida State (Jan. 30) and No. 16 Virginia Tech.

- **Trifecta** - For the first time in its history, Georgia Tech defeated Kentucky, North Carolina and Duke in the same season.

- **Fourth ACC title for Tech** - Georgia Tech claimed its fourth ACC Tournament championship and its first since 1993. The Yellow Jackets are 4-4 all-time in tournament title games.

- **Streaking** - Tech's eight-game winning streak was the longest since the Yellow Jackets opened the 2003-04 season 12-0. But Tech had not won as many straight games so late in the season since the Jackets won nine in a row in 1996, seven to finish the regular season and their quarterfinal and semifinal games in the tournament. Tech lost in the finals to Wake Forest.

- **Plus-side** - Tech has a winning streak or has won the last meeting against 11 of its 14 ACC foes. Virginia is the only team the Jackets have a current losing streak against (eight in a row), and is the only team that the Yellow Jackets haven't beaten under head coach Josh Pastner.

- **Long time coming** - With an 11-6 ACC record to follow its 11-9 finish in 2019-20, Georgia Tech collected its most ACC victories (22) in back-to-back years in its 42-year history in the conference. The Yellow Jackets went 8-8 in 1994-95 and 13-3 in 1995-96 (21 wins).

- **High cotton** - Tech's fourth-place finish in the ACC regular season was its highest since its NCAA Tournament runner-up team tied for third in 2004. Coupled with its fifth-place finish in 2019-20, the Yellow Jackets posted their highest back-to-back finishes since 2004 (T-3) and 2005 (4th).

- **Double bye-bye** - Tech opened the ACC Tournament beyond the event's first day since 2005, and Tech earned the coveted double-bye for the first time since the ACC expanded to 15 teams.

- **Back-to-back** - Tech achieved 10-plus ACC wins in back-to-back years for the first time in program history. Tech also posted winning ACC records in back-to-back seasons since 1989 and 1990 (both 8-6). Also, Tech reached five games over .500 in the ACC for the first time since March 3, 1996.

- **Home sweet home** - Tech finished the 2020-21 campaign with an 8-1 record at home in ACC games, and has won 14 of its last 15 conference games at McCamish Pavilion.

- **Snack runs** - After dropping its first five ACC road games in 2020-21, Tech won its last three by an average of 18.3 points against Miami (87-60), No. 16 Virginia Tech (69-53) and Wake Forest (75-63). It was the first time since the 2007-08 season that the Yellow Jackets had won three straight ACC road games.

- **Rise above** - The Yellow Jackets once again

outperformed pre-season projections in 2020-21, finishing fourth in the ACC after being projected to finish ninth. Last season, Tech finished in fifth place after being picked to finish 12th in the official poll of ACC media. Same thing in 2018-19, when Tech finished 10th in the ACC after being projected to finish no higher than 13th in the preseason. Tech also outperformed projections in 2016-17, finishing 11th after being picked to finish 14th in Josh Pastner's first season.

- **Nothing but NET** - Georgia Tech went 9-7 against quad 1 and 2 teams and finished the season No. 41 in the NCAA's NET rankings, and No. 37 in the KenPom.com rankings. Tech's eight-game winning streak elevated the Yellow Jackets as high as No. 34 in the NET and No. 32 in KenPom), which were Tech's highest positions in both rankings during head coach Josh Pastner's tenure.

- **Tech's ACC schedule among strongest** - Georgia Tech went 11-6 against an ACC schedule ranked No. 3 in strength according to KenPom.com. Its schedule had been rated the strongest prior to playing at Wake Forest to finish the season.

- **Tech vs. NCAA teams** - Six ACC teams were the only Tech opponents to make the NCAA field, and the Yellow Jackets went 6-4 against them during the regular season and ACC Tournament. None of Tech's non-conference opponents made the NCAA or NIT fields.

- **Doing it at both ends** - Through the end of the regular season, Georgia Tech ranked No. 6 in the ACC (conference games only) in scoring offense (71.76 ppg) and No. 4 scoring defense (67.29 ppg). Florida State was the only other team to rank sixth or higher in both.

- **On second thought** - After intermission during its eight-game winning streak, the Yellow Jackets shot 55 percent from the floor (126-of-229). Tech shot 50 percent or better the second half of 14 of its 19 ACC games (including the ACC Tournament). In Tech's 13 ACC wins (including the tournament), the Jackets made 55.9 percent (204-365) of their attempts after halftime.

- **MVP** - Michael Devoe just missed making one of the three official All-ACC teams (he was top top vote-getter among the honorable mention players), but he became the fourth Tech player to win the Everett Case Award as the Outstanding Player in the ACC Tournament. The junior guard scored 20 points with three assists and two steals against Florida State in the championship game, and 13 points with seven assists in Tech's quarterfinal win over Miami. Combined, he went 12-of-20 from the floor, 5-of-8 from three-point range.

- **Call me Ush** - Jordan Usher, the fourth Yellow Jacket averaging in double figures in 2020-21, averaged 15.4 points over his last six games (Syracuse, Duke, Wake Forest, Miami, Florida State, Loyola), hitting 38-of-69 shots from the floor (55.1 percent) with 27 rebounds, 17 assists and 13 steals combined in the six games.

- **Ball security** - The Jackets finished the season No. 1 in the ACC and ranked No. 9 nationally in turnover margin (plus-4.58). Tech's margin of plus 4.12 in ACC games also ranked No. 1. Tech led the ACC in turnovers forced (15.73) and was third in fewest turnovers committed (11.15).

Jackets Receive Top ACC Honors

Moses Wright was named Atlantic Coast Conference Player of the Year and earned a spot on the All-ACC first team, and Jose Alvarado was voted the ACC's Defensive Player of the Year and a second-team All-ACC honoree, highlighting the list of honors awarded to Yellow Jacket players following the team's run to a fourth-place regular-season finish in the ACC.

Wright became the third Yellow Jacket to be named the conference's top player. Mark Price was named by the Associated Press in 1985, and Dennis Scott was honored in 1990 by the Atlantic Coast Sportswriters Association, whose selections are recognized as the official team. Alvarado was the second Tech player to earn Defensive Player of the Year honors, following center Ben Lammers in 2017.

TECH NOTEBOOK

McCamish Pavilion 411

Name: McCamish Pavilion (mc-CAM-ish), named for Atlanta insurance executive Hank McCamish who gave the lead gift for the facility

Capacity: approximately 8,600 (6935 court level, 1665 balcony level)

Cost: \$50 million

Contractor: Whiting-Turner

Architect: Populous

Cremins Court: the court remains named for the former Tech head coach

Alexander Courtyard: located at the Fowler Street entrance, honors the former Tech director of athletics and the history of the former Tech home arena named for him

Grand entrance: 10th and Fowler Streets, foyer includes graphic representations of retired jerseys and Tech's two Final Four appearances

Other entrances: West entrance off Fowler Street (students and media), East entrance from main arena parking (for club patrons)

Features: center-hung scoreboard and video boards, mezzanine fascia ribbon boards, theatrical lighting, primarily chairback seating, club area

Facts and Dates

- 2,500 cubic yards of concrete removed
- 3,000 cubic yards of concrete installed
- 500 tons of new steel installed
- Over 1 mile of new railing installed
- 20,000 gallons of paint used
- 2,000 feet of new mechanical piping
- 2,500 feet of new ductwork
- \$4M in new audio-visual and scoreboards
- 50 TV's throughout the concourse and Callaway Club
- Farthest distance material has traveled to get on site: 4,835 miles
- Shortest distance material has traveled to get on site: 1 mile
- Number of Tech alumni involved in the project: over 100
- Number of days construction took: 520
- Number of 1950's old style Coke bottles found while installing the underground foundations: 11
- Number of new staircases: 13
- Number of new sports lights for the competition floor: Over 300
- 270-degree court view from concourse

Groundbreaking: May 5, 2011

Opening: October, 2012

First public event: Oct. 21, 2012 - Jacket Jam (men's and women's scrimmages)

First men's game: Nov. 9, 2012 vs. Tulane

Head coaches: Brian Gregory of Georgia Tech, Ed Conroy of Tulane

Officiating crew: Karl Hess, Gary Maxwell, Raymond Styons

TV announce crew: Tom Werme, Cory Alexander (ACC Network, syndicated over-the-air iteration)

First Tech points: Marcus Georges-Hunt (2 FT, 18:13, 1st half)

First basket: Tulane's Josh Davis (18:44, 1st half)

Attendance: 8,600 (sellout)

First women's game: Nov. 11, 2012 vs. Tennessee

Tech played 55 seasons in Alexander Memorial Coliseum, compiling a record of 556-194 (.741). Miami was the last team to play Tech there, a game Tech won, and was the first ACC team to play in McCamish Pavilion, which Miami won. For the 2011-12 season, Tech played its home games at Philips Arena and the Arena at Gwinnett.

A native of Raleigh, N.C., Wright was the first Tech player to make the All-ACC first team since center Alvin Jones in 2001, and was the overall leading vote-getter in the balloting by the panel. Alvarado, a 6-foot senior, made the second team after being voted to the third-team in 2020. Junior guard **Michael Devoe (Orlando, Fla.) received honorable mention for the second year in a row**, 16th in overall points received.

Further, Alvarado and Wright both were named to the **ACC All-Defensive Team**, the first time Tech placed two individuals on that unit. Alvarado led the voting for that team, being named on 69 of 76 ballots.

Eleven Straight ACC Home Wins

Georgia Tech set a program record for consecutive ACC wins at home with 11, a string that began Jan. 25 of the 2019-20 season and ended with a loss to No. 9 Virginia on Feb. 10 of this season.

Date	Opponent	Score
Jan. 25, 2020	NC State	64-58
Feb. 4, 2020	Virginia Tech	76-57
Feb. 12, 2020	#5/5 Louisville	64-58
Feb. 25, 2020	Clemson	68-59
Feb. 29, 2020	Miami	63-57
Mar. 4, 2020	Pittsburgh	73-57
Dec. 29, 2020	North Carolina	72-67
Jan. 3, 2021	Wake Forest	70-54
Jan. 20, 2021	Clemson	83-65
Jan. 30, 2021	#16/16 Florida State	76-65
Feb. 6, 2021	Notre Dame	82-80

Building Depth

The upward progress of Georgia Tech's program is evident in the development of its recruiting classes under head coach Josh Pastner, each of whom has played significant minutes and made significant contributions on the ACC level. Though not highly-rated in terms of rankings, the players have a wide range of skills and have developed into consistent conference-level performers for the next couple of years.

Evidence of that is apparent in the fact that Pastner has consistently played eight to 10 players in his rotation during the 2021-22 season after generally keeping Tech's rotation to no more than seven or eight in his first five seasons. Eight Yellow Jackets are averaging double-digit minutes in ACC play this season.

a. The 2017-18 class of Jose Alvarado, Evan Cole and Moses Wright combined to start 205 games (Cole graduated and transferred after the 2020-21 season). Alvarado and Wright started every game of the 2020-21 season (except for the NCAA Tournament game against Loyola which Wright missed) and were the Jackets' top two scorers and played the most minutes. Wright became Georgia Tech's first ACC Player of the Year since 1990, and Alvarado was named the ACC's Defensive Player of the Year.

b. The 2018-19 class of Michael Devoe, Khalid Moore and Kristian Sjolund combined to start 154 games (Sjolund redshirted before transferring to UTEP after the 2019-20 season). Devoe has started every game the last three seasons and was the Jackets' No. 3 scorer in 2020-21, and also was named the ACC Tournament MVP, while Moore has started 33 games in his career and has been an key contributor in ways that don't always show up in the box score.

c. James Banks III, who transferred from Texas, and Jordan Usher, a transfer from Southern California, started 54 games, contributed 17.7 points, 12.0 rebounds and played 56.2 minutes per game in 2019-20. Banks moved on to play professionally and is in the G League with the New Orleans Pelicans affiliate in Birmingham, while Usher has started every game over two-plus seasons and is the Jackets' No. 2 scorer this season.

Five-Star Player Development

Notable player development successes over the past four seasons include Josh Okogie, Ben Lammers, Tadic Jackson, Abdoulaye Gueye, James Banks III, Jose Alvarado, Moses Wright and Michael Devoe, who maximized their skill sets and their production under the current coaching staff.

Okogie went from being ranked 11th in the state as a HS senior to a first-round NBA draft pick. Gueye, a 6-9 forward, developed from a project player into an ACC-level contributor in the first two seasons with the current staff, and is now in his fourth season with the Minnesota Timberwolves. Graduate transfer Brandon Alston had similar statistical numbers at the ACC level as he compiled in two seasons at Lehigh, and is now playing professionally overseas.

Banks, a 6-10 center, made the ACC's All-Defensive team twice in two years and finished his career No. 8 in blocked shots at Tech. Wright blossomed at the end of the 2018-19 season and doubled his scoring and rebounding averages in 2019-20 over his sophomore year, doubled again his senior year and was named the ACC Player of the Year. Devoe added more than six points to his scoring average and ranked among the top five in the ACC in field goal and three-point percentage.

Jose Alvarado, a three-star guard out of Brooklyn, N.Y., who started as a freshman, improved his scoring, shooting and ballhandling every year as a Yellow Jacket, finishing his career with 1,429 points and ranking among the top 10 in Tech history in assists, steals and three-point field goals.

Winning Starts at Home

Georgia Tech and head coach Josh Pastner have worked to make McCamish Pavilion a real homecourt advantage for the program, and the Yellow Jackets made a good start on that by setting a program record for wins at home (17) in 2017-18, including a 7-2 ACC record and two NIT victories.

Tech is 32-22 against ACC teams at home under Pastner, and that includes a 8-9 mark against ranked opponents.

Tech is 68-31 at McCamish Pavilion under Pastner, 111-61 since the building opened for the 2012-13 season.

Welcome to The Hank

Georgia Tech is playing its 10th season in McCamish Pavilion, which was essentially brand new when it opened for the 2012-13 season. The only physical elements of McCamish Pavilion that remain from the venerable Alexander Memorial Coliseum are the roof and the 32 steel ribs that support it.

The capacity of McCamish Pavilion is 8,600, including 1,665 seats in the new balcony level and 6,935 seats in the lower seating bowl. There are no suites, but there is a club area that seats 500. Alexander Memorial Coliseum seated 9,191 spectators in its final configuration.

The most impressive features of McCamish Pavilion are its grand entrance, which fronts 10th and Fowler Streets, the ability for patrons to view the court from the main concourse all the way around, and the theatrical lighting system, which concentrates light on the court while leaving the seating areas dark, modeled after the Staples Center in Los Angeles and Madison Square Garden in New York.

Tech played 55 seasons in Alexander Memorial Coliseum, compiling a record of 556-194 (.741). Miami was the last team to play Tech in Alexander Memorial Coliseum, a game Tech won, and was the first ACC team to play in McCamish Pavilion on Jan. 5, which Miami won. For the 2011-12 season, Tech played its home games at Philips Arena and the Arena at Gwinnett.

TECH NOTEBOOK

Four Tech Alumni on NBA Rosters

Since 1982, Georgia Tech has produced 19 first-round NBA draft picks and 46 draft picks overall. A total of 40 Georgia Tech alumni have played in the NBA.

Four former Georgia Tech basketball stars are on NBA rosters in 2021-22, including **Josh Okogie**, drafted 20th overall by the Minnesota Timberwolves in 2018, who is in his fourth season with the team.

Thaddeus Young, a 14-year NBA veteran, is now with the San Antonio Spurs after spending the last two seasons with the Chicago Bulls, three seasons with the Indiana Pacers, seven seasons in Philadelphia, one in Minnesota and two in Brooklyn.

Derrick Favors, an 11-year veteran, was traded to the Oklahoma City Thunder in the off-season, his third team in the last three seasons. He was a key figure with the Utah Jazz for nine seasons, but became a free agent after the 2018-19 season and signed with New Orleans, where he spent the 2019-20 season, then returned to Utah for the 2020-21 season.

Jose Alvarado, the ACC's Defensive Player of the Year in 2021, signed a two-way contract with the New Orleans Pelicans, and has spent more of the 2021-22 season on its roster.

Moses Wright, the ACC Player of the Year in 2021, was signed to the Los Angeles Clippers G League team, the Agua Caliente Clippers, where he has excelled and earned a 10-day contract to play in L.A. He remains on the G League roster.

Three other former Yellow Jackets are in the G League. Former center James Banks III also is a member of the Texas Legends, the Pelicans' affiliate, while Marcus Georges-Hunt is a member of the Atlanta Hawks' G League affiliate, the College Park Skyhawks.

Arts and Letters

Beginning with Moe Miller and Lance Storrs in the summer of 2011, every four-year senior in the Georgia Tech program has graduated, with the exception 2019 senior Ben Lammers, who is playing pro ball overseas and needs to complete one course, and 2021 senior Jose Alvarado, who likewise needs to complete one course.

Eleven different Georgia Tech players have made the ACC All-Academic team since it was established in 2011, with Marcus Georges-Hunt and Tadic Jackson making it twice.

Tech's men's basketball team has recorded the highest Academic Progress Report scores the last five years since the NCAA began tracking academic performance in 2004-05. The Jackets scored a perfect team single year APR score of 1000 three straight years from 2011-13.

BASKETBALL GRADUATES

2012 - Derek Craig, Nick Foreman

2013 - Mfon Udofia, Pierre Jordan (Master's), Brandon Reed

2014 - Kammeon Holsey, Daniel Miller, Jason Morris

2015 - Robert Sampson

2016 - Marcus George-Hunt, Travis Jorgenson

2017 - Josh Heath, Corey Heyward, Kellen McCormick (Master's), Jordan Price (Master's), Rand Rowland, Quinton Stephens

2018 - Tadic Jackson, Ben Lammers (has one course to complete)

2019 - Abdoulaye Gueye, Sylvester Ogbonda, Brandon Alston (Master's)

2020 - Evan Cole

2021 - Shembari Phillips, Malachi Rice, Moses Wright

Tech's NCAA Tournament History

Georgia Tech has played in the NCAA Tournament 17 times in its history. Sixteen of those appearances have occurred from 1985 to the present, 10 under Bobby Cremins and five under Paul Hewitt.

The most recent was 2021, when the Yellow Jackets won the ACC Championship and earned an automatic bid, then fell 71-60 to Loyola Chicago in the opening round of the Midwest Regional.

That ended an 11-year hiatus from the NCAA Tournament that dated back to 2010, when the Yellow Jackets defeated Oklahoma State in the first round before losing to Ohio State in the round of 32 of the Midwest Regional.

Tech has a record of 23-17 in NCAA Tournament play, highlighted by its 2004 trip to the NCAA title game as well as a Final Four berth in 1990. The Yellow Jackets have reached the NCAA Sweet 16 seven times (1960, 1985, 1986, 1990, 1992, 1996, 2004).

The 2004 and 2005 appearances were Tech's first back-to-back appearances since Bobby Cremins led the Institute to the Big Dance nine straight years from 1985-93.

Georgia Tech has won at least one game in 11 of its 17 previous NCAA Tournament appearances.

Tech's ACC Tournament History

Georgia Tech has played in 41 ACC Tournaments, and has a 28-37 all-time record in the event. The Yellow Jackets have won four championships, in 1985 (Atlanta), 1990 (Charlotte), 1993 (Charlotte) and 2021 (Greensboro).

Tech has been a runner-up four times (1986, 1996, 2005, 2010). The 1986, 1996 and 2010 runs to the finals occurred in Greensboro. Tech also made the finals in 2005 at the Verizon Center in Washington, D.C.

Tech was 0-2 in the ACC Tournament under coach Dwane Morrison, 15-16 under Bobby Cremins (including all three titles), 9-11 under Paul Hewitt (runner-up in 2005 and 2010), 2-5 under Brian Gregory, and 1-3 under Josh Pastner.

Tech did not play in the 2020 tournament while serving an NCAA postseason ban.

BIO UPDATES

Head Coach Josh Pastner • 6th season at Tech

After guiding Memphis to five post-season berths in seven seasons as the Tigers' head coach, Josh Pastner became Georgia Tech's 14th head basketball coach on April 8, 2016.

Implementing a high-energy style of play and creative offensive and defensive schemes, and building the Jackets' talent base for the future, Pastner has established the Yellow Jackets as one of the top defensive teams in the nation, while he and his staff have steadily improved the team's offense to be ranked in the top half of the Atlantic Coast Conference the last two years. Those efforts, as well as improving efforts in recruiting, produced Georgia Tech's first ACC Championship in 28 years and its first berth in the NCAA Tournament in 11 years in the 2020-21 season.

Pastner has tirelessly promoted the program on campus and throughout the city of Atlanta in an effort to re-create the major homecourt atmosphere that surrounded the Yellow Jackets throughout the 1980s, 1990s and into the middle of the 2000s. The result has been numerous wins, high excitement and 13 sellouts in four pre-pandemic seasons at McCamish Pavilion, and a school-record 11 consecutive home ACC wins over the 2019-20 and 2020-21 seasons.

Six of his players - guards Josh Okogie, Jose Alvarado and Michael Devoe, as well as frontcourt players Ben Lammers, James Banks III and Moses Wright - have earned Atlantic Conference honors during his tenure. Okogie, in particular, developed from an under-the-radar high school prospect into a highly-regarded NBA prospect, having played three years in the league, while Lammers and Banks have gone on to play professionally overseas.

In his fifth year at the helm in 2020-21, Pastner guided Georgia Tech to the ACC Championship, the Yellow Jackets' first since 1993, and a berth in the NCAA Tournament, the first since 2010. The Jackets also earned their highest regular-season ACC finish and tournament seed (4th for both) since the program's nationally-runner-up team in 2004. Tech's 17-9 overall record was its best by winning percentage since 2004, and its 11-6 ACC record was the fourth-highest by winning percentage in the program's 42-year history in the conference. Tech achieved its highest rankings in under Pastner in such categories as offensive efficiency, scoring, field goal percentage, three-point percentage and fewest turnovers, while maintaining its high level of play on the defensive end of the court.

Wright was named the ACC Player of the Year, Tech's first since 1990, and made the All-ACC first-team, while Alvarado was voted the ACC's Defensive Player of the Year and made the All-ACC second-team. Devoe earned honorable mention All-ACC recognition for the second straight year, and was named the Most Outstanding Player in the ACC Tournament.

That came on the heels of a successful 2019-20 campaign, in which the Yellow Jackets posted a 17-14 record, winning nine of its last 12 games, including six of the last seven. Tech finished with the program's first winning ACC record since 2004, its highest ACC finish since 2005 (fifth) and its most conference victories (11-9 record) since 1996.

The Jackets ranked No. 17 in the nation in defensive efficiency while finishing ninth in the ACC in scoring against league teams, second in field goal percentage and sixth in three-point percentage. Three players - Jose Alvarado (All-ACC third team), Michael Devoe (All-ACC honorable mention) and center James Banks III (ACC All-Defensive team) - earned conference honors.

Pastner, 44, compiled a 167-73 record over seven seasons as the head coach at Memphis, where the Tigers earned bids to the NCAA Tournament four times. Pastner's Memphis teams averaged 23.9 wins per season and compiled a conference regular-season record of 82-36, including a conference winning streak of 28 games. The Tigers went 11-4 in Conference USA and American Athletic Conference tournaments, including three championships.

He guided Memphis to five post-season berths, the NIT in 2010 and the NCAA Tournament in 2011, 2012, 2013 and 2014. Pastner twice won Conference USA Coach of the Year honors (2010, 2013) by various organizations and news media.

Pastner was born in Glen Dale, W.Va., and grew up in Kingwood, Texas. He earned his bachelor's degree in family studies in December of 1998, in just two and a half years, from Arizona and his master's degree in teaching and teacher education from Arizona in December of 1999, all while lettering four years in basketball under head coach Lute Olson.

He married the former Kerri Lamas of Sierra Vista, Ariz., in 2009. He has a stepson (Ethan), three daughters, Payten, Kamryn and Harper, and a newborn son, Cason.

Pastner as a Head Coach

Season	School	Overall	Conference	Postseason
2009-10	Memphis	24-10	13-3/2nd	NIT second round
2010-11	Memphis	25-10	10-6/4th	NCAA Tournament
2011-12	Memphis	26-9	13-3/1st	NCAA Tournament
2012-13	Memphis	31-5	16-0/1st	NCAA Tournament, round of 32
2013-14	Memphis	24-10	12-6/t-3rd	NCAA Tournament, round of 32
2014-15	Memphis	18-14	10-8/t-5th	
2015-16	Memphis	19-15	8-10/7th	
at Memphis	7 years	167-73	82-36	
2016-17	Georgia Tech	! 21-16	! 8-10/11th	NIT finals!
2017-18	Georgia Tech	! 13-19	6-12/13th	
2018-19	Georgia Tech	14-18	6-12/10th	
2019-20	Georgia Tech	17-14	11-9/5th	
2020-21	Georgia Tech	17-9	11-6/5th	ACC Champions, NCAA Tournament
2021-22	Georgia Tech	11-16	4-12	
at Georgia Tech	6 years	! 93-92	! 46-61	
Career	12 years	! 260-165	! 128-97	

! On-court record (22 wins and one loss from 2016-17 and 2017-18 seasons, as well as Tech's NIT appearance, vacated by the NCAA Committee on Infractions)

Pastner Resume

- Head coach, Georgia Tech (2016-present)
- Head coach, Memphis (2009-16) - 4 NCAA Tournaments, 1 NIT, 4 Conference USA titles
- Assistant coach under John Calipari, Memphis (2008-09) - NCAA Sweet 16, C-USA champions
- Assistant coach under Lute Olson, Arizona (2002-08) - 6 NCAA Tournaments, 2 Pac-10 titles
- Basketball staff assistant under Lute Olson, Arizona (2000-02) - Pac-10 champions in 2002
- Played collegiately for Lute Olson, Arizona (1996-2000) - 4 NCAA Tournaments, 1997 National Champions, 2 Pac-10 titles

Also on the Bench

ERIC REVENO

Associate Head Coach • 6th season at Tech

Eric Reveno, served 10 years as the head coach at the University of Portland, joined Josh Pastner's men's basketball staff at Georgia Tech as assistant coach on May 6, 2016. He was promoted to associate head coach on Nov. 1, 2019.

Working primarily with Tech's post players, Reveno has overseen some of the Yellow Jackets' greatest successes in player development, including 6-10 center Ben Lammers, who became a second-team All-ACC performer and the conference's Defensive Player of the Year in his final two seasons; 6-9 reserve forward, Abdoulaye Gueye, who developed into a significant contributor for the Yellow Jackets in his final two seasons, 6-10 transfer James Banks III, who after playing limited minutes at Texas became one of the ACC's top defensive players, making the ACC's All-Defensive team twice. He also had a hand in the rise of 6-9 forward Moses Wright from unheralded recruit to ACC Player of the year in 2021.

Reveno's penchant for analytics has led the Jackets to adopt advanced new methods and technologies to help the team's performance, such as the Noah shot-tracking systems in the Zelnak Practice Facility and the McCamish Pavilion main floor.

JULIAN SWARTZ

Assistant Coach • 6th season at Tech

A 19-year coaching veteran, including 12 years on the NCAA Division I level, Julian Swartz was named an assistant coach on Josh Pastner's staff in August of 2018.

Swartz, 41, is responsible for on-court development of Tech players and focuses his efforts on the Yellow Jackets' defensive schemes as well as handle recruiting responsibilities. He helped guide Tech's defense to a national ranking of No. 37 in efficiency in 2018-19 and No. 17 in 2019-20, according to KenPom.com, and the Yellow Jackets also ranked among the top 15 in effective field goal percentage and three-point defense. In 2020-21, Tech used its trademark defenses in a completely different way, becoming the top team in the ACC and one of the best in the nation in forcing turnovers and steals to boost its offense.

Swartz's recruiting efforts have been central to the Jackets' last two recruiting classes, and he has been ranked No. 6 among college basketball recruiters by 247Sports. Tech's 2021 class of guards Dallon "Deebo" Coleman and Miles Kelly and forward Jalon Moore was ranked the 15th-best in the nation.

ANTHONY WILKINS

Assistant Coach • 4th season at Tech

Anthony Wilkins, an Atlanta native who spent the past five seasons on the coaching staff at Tulane University, joined Georgia Tech's basketball staff in June of 2018.

Wilkins, 41, served as an assistant coach for four seasons at Tulane after serving as director of basketball operations during his first year with the Green Wave. At Tulane, Wilkins handled game strategy and scout prep responsibilities along with player development and recruiting duties. He also had six years of professional playing experience prior to entering the coaching world.

Focusing his on-court efforts with Tech's offense, the Yellow Jackets have made significant strides in his three seasons on The Flats, helping elevate the Jackets into the top half of the ACC in scoring, field goal percentage, three-point shooting and ballhandling. In 2020-21, Tech achieved its highest national ranking on offensive efficiency (23rd according to KenPom.com), and its highest ACC rankings in scoring (6th), field goal percentage (2nd), three-point percentage (3rd) and fewest turnovers (3rd). He helped develop Tech's guard tandem of Jose Alvarado and Michael Devoe into two of the ACC's top 10 scorers the last two years, and is credited with developing the perimeter skills of Moses Wright, the ACC Player of the year in 2021.

BIO UPDATES (see game-by-game stats and career highs in stat pack)

30 • Coleman Boyd • G • 6-1 • 178 • Jr.

- Non-scholarship guard who enrolled at Tech for the summer term in 2019 ... Played in seven games in his career, one this season
- Played in four games as a freshman, scoring five points with two assists and a steal ... Drove for a layup against Hawaii for his first collegiate points, and hit a three-pointer against Morehouse
- All-state point guard from Georgia private school powerhouse Mt. Bethel Christian Academy
- Four-year letterwinner and captain at Mt. Bethel, which won state Georgia Independent Christian Athletic Association (GICAA) championships in 2017 and 2019, and reached the final four in 2016 and 2019 ... Team went 97-26 in his four years
- Earned all-region and honorable mention all-state honors in 2019 by the Georgia High School Association
- Played at Mt. Bethel for his father, Cal, a longtime successful high school coach in the Atlanta area and a standout basketball player at Wake Forest following a legendary high school career at Campbell High School in Smyrna

10 • Dallan "Deebo" Coleman • G • 6-6 • 215 • Fr.

- First name pronounced "DELL-un," but goes by Deebo (DEE-bo)
- Wing guard has been a solid contributor averaging 6.7 points, Tech's fourth-leading scorer overall, fifth in ACC games (6.8 ppg) ... Averaging 23.4 minutes per game and has started three games
- Hitting 44.6 percent (41-of-92) of his three-point attempts, 39.1 percent in ACC games (25-of-64) ... By end of season, his three-point numbers could rival or exceed those of teammate Michael Devoe when he was a freshman (42-of-107, .393)
- Has scored in double figures seven times this season, four vs. ACC teams, including 15 at Miami and 14 vs. FSU (hit three 3-pt FG each game) ... Last 10 games - 7.8 ppg, 20-of-43 on threes
- Scored 13 (3-4 3pt FG) in his ACC debut vs. North Carolina and 11 at Boston College (3-6 3pt)
- Scored game-high 19 points vs. Lamar, 12 vs. Stetson in back-to-back games early in the season ... Hit his first four three-point tries in each game
- Ranks among the ACC's top 15 in steals in conference games (1.19 per game)
- Four-star wing guard who had been the highest-rated high school prospect to sign with the Yellow Jackets
- Named Florida's Mr. Basketball as well as the Florida Class 4A Player of the Year as a senior
- Born and raised in Memphis, Tenn., spent his high school years in Jacksonville, Fla., area, where his father, Ran, is a high school head coach
- Consensus four-star prospect, rated at No. 48 in the class of 2021 according to the 247Sports Composite rankings ... ESPN ranked him No. 32 overall and No. 7 among shooting guards, 247Sports had him No. 68, No. 15 at his position
- Averaged 24.7 points, 9.0 rebounds and 4.2 assists as a senior for the Warriors, who advanced to the Florida High School Athletic Association final four
- Finished his West Nassau career with 2,539 points, second in the region's history behind only Fletcher's Myron Anthony during the 1990s

33 • Brayden Daniels • G • 6-4 • 170 • Fr.

- Non-scholarship guard who joined the Yellow Jackets' program for the fall 2021 semester ... Played in one game
- Son of former Georgia Tech football player Conrad Daniels (1995-99)
- Nephew of former Georgia Tech Hall of Fame track star Lynn Houston Moore (1994-98) and former Tech basketball star Clarence Moore (1999-2004)
- Also nephew to former Tennessee and NBA basketball star Allan Houston
- Attended and lettered four years in basketball the Christian Academy of Louisville (Ky.)
- Named to the All-Seventh Region team in Kentucky by the Louisville Courier-Journal as a senior
- Scored over 1,000 points in his high school career

0 • Michael Devoe • G • 6-5 • 191 • Sr.

- Preseason All-ACC second-team choice by ACC media (top vote-getter on second team) ... Named one of the nation's top 20 guards by writer C.L. Moore of The Athletic ... Named mid-season player of the year on the ACC by HoopsHD.com ... Earned honorable mention All-ACC honors last two seasons.
- High scoring guard his entire career who has developed into a standout all-around player
- No. 3 in the ACC in scoring (18.54 ppg) and No. 3 in three-point percentage (.376) ... No. 5 in ACC in 3pt FG per game (2.50), and is No. 3 in minutes (35.26 mpg)
- Also sports a career-high average in rebounds (4.8 rpg) ... Tech's leader in assists (3.3 per game) and steals (1.4 per game)
- Tops Tech at 16.69 points per game vs. the ACC (7th in the league), hitting 42.7 percent from the floor, 30.9 percent on threes and 86.7 percent from the foul line (39-of-45), 23 steals
- Attempted and made more three-point field goals far-and-away than anyone else on the team, also its leader in free throws made and attempted
- Scored 20 or more points 13 times this season, including 23 vs. Louisville, 21 at Duke, 20 vs. Notre Dame, 22 vs. Wake Forest, 30 at Virginia Tech, 20 at Miami, 22 at Pitt in ACC play

- In an early-season three-game stretch vs. Georgia, Georgia Southern and Wisconsin, he scored 96 points on 64 field goal attempts in total of 107 minutes, including a 33-point effort (11-20 FG, 5-10 3pt FG) against Wisconsin
- Scored career-high 37 points at Georgia, hitting 14-of-18 FG, 4-of-5 3pt FG, nine of his points in the final 4:34 minutes as Tech finished the game on a 17-5 run ... Scored 34 in same building two years earlier
- Missed Charleston Southern game and did not start against Georgia Southern due to flu symptoms ... Entered following game against Georgia Southern game midway through the first half and never came out, scoring 26 points (8-16 FG, 5-9 3pt FG) with five assists to lead the Jackets back from a 14-point deficit
- Has hit 39.9 percent of his three-point shots over his career overall (39.5 pct. vs. ACC), and has risen to seventh place on the Tech career list with 218 three-pointers.
- Has risen from 36th to 13th on the Tech career points list with 1,595 points, passing such Tech luminaries as Iman Shumpert, Drew Barry, Jarrett Jack, Michael Maddox, Tico Brown, Marvin Lewis, Anthony Morrow, Jose Alvarado, Kenny Anderson, John Salley, Bruce Dalrymple, B.J. Elder and, most recently, Roger Kaiser ... Also ranks 13th in assists (350) and 12th in steals (147)
- Scored 20 or more points 33 times in his career ... Scored in double digits 82 times in his career
- Won the Everett Case Award as the ACC Tournament's Most Outstanding Player in 2021 after scoring 20 points with three rebounds, three assists and two steals in Tech's ACC Championship win over FSU ... Scored 13 with seven assists in quarterfinal win over Miami ... Hit 12-of-20 FG and 5-of-8 from three in the two games
- Played at a higher level in ACC games in his first three seasons, averaging 13.7 points per game vs. 13.4 overall through his first three seasons, while connecting on 42.9 percent of his three-point tries
- Ranked No. 2 in the ACC in three-point field goals per game (2.47) in conference games last season, and was No. 3 in percentage

2 • Saba Gigiberia • C/F • 7-1 • 248 • So.

- Name pronounced "SOBB-uh GEE-GEE-buh-REE-uh" *with a hard G*
- Has seen action in 15 games, averaging 7.8 minutes, 2.5 points and 2.3 rebounds ... Has played just two seconds (end of 1st half at VT) over Tech's last six games
- Received first career start against Wake Forest (1/19), scoring career-high eight points, career-high 16:47 court time ... Followed with eight points in six minutes against Clayton State
- Notched six points and six rebounds at Duke in 14:06 minutes, four points and four rebounds at UNC in 14:01, his previous long stints
- Played short minutes in eight games as a freshman in 2020-21, with a high of 10:01 vs. Delaware State (2 pts, 6 reb) ... Scored buckets in four games, including his first 3-pointer vs. Clemson
- Four-star post prospect originally from the Republic of Georgia who played his high school basketball in the United States
- Excellent basketball IQ who can play with his back to the basket or facing the basket, has a 7-foot-4 wingspan
- Grew up playing rugby, but said his grandfather encouraged him to switch to basketball at 12 because of his height ... Developed well and earned a spot with a club in Spain at 14 years old, where he played for two years before leaving for the U.S. at age 16
- Played his final year of high school at Prolific Preparatory School in Napa, Calif., ranked as high as No. 72 nationally (247Sports) and No. 14 at his position ... Played at Findlay Prep his junior year.
- Played for his home country of Georgia in the FIBA U16 European Division B Championship in 2017, and in the FIBA U18 European Division B Championship in 2019.

43 • Jermontae Hill • G • 6-6 • 198 • Fr.

- First name pronounced "jer-MON-tay"
- Skilled big guard who turned down scholarship offers from Boston College and St. John's to walk-on at Georgia Tech (also East Carolina, Florida, Florida State and Kansas State according to 247Sports) ... non-scholarship player who is redshirting
- Ranked as high as the No. 22 player in the state of Georgia according to 247Sports and the No. 67 small forward in the nation ... Ranked among 247's top 100 at one time
- Playmaking wing who can defend various positions and bring toughness to the perimeter
- Prepped following high school at DME Sports Academy in Daytona, Fla.
- Before that, he attended Tucker High School, where he earned first-team all-state honors in Class AAAAAA by the Atlanta Journal-Constitution as a senior in 2020, second-team all-state choice by Hoopseen
- Also named player of the year in the Class AAAAAA South by the Georgia Athletic Coaches Association.

BIO UPDATES (see game-by-game stats and career highs in stat pack)**24 • Rodney Howard • C/F • 6-10 • 246 • Jr.**

- In his second season as Tech after transferring from Georgia, won the starting center job in the preseason and played well during the non-conference schedule
- Averaging 6.4 points and 5.2 rebounds over 22 games, hitting 56.2 percent of his field goals
- Started first 11 games before missing the next five (all ACC games) with an ankle injury ... Returned Jan. 19 to play vs. Wake Forest and has started nine of the 11 games since then
- Played his best basketball of the season in Tech's last four games - 14.3 points and 8.3 rebounds per game, 25-of-36 from the floor, 31.6 minutes per game ... Notched his first two ACC double-doubles against NC State (14 points, 11 rebounds) and Syracuse (19 pts, 10 reb)
- Recent surge has elevated his ACC norms to 6.2 ppg, 4.8 rpg, 61.7 percent from the floor
- Played 30 minutes against FSU and grabbed seven rebounds, a career high for an ACC game, and added four points and six boards at Virginia Tech
- Averaging 23.4 minutes a game (21.7 in ACC games)
- Tech's leader in blocked shots (19) and has an even assist/turnover ratio (31:31)
- Has scored in double digits seven times altogether this season, including a 12 points (6-6 FG) with six rebounds vs. Charleston Southern, playing the final 16:58 with four fouls
- Posted his first career double-double against Miami (Ohio) with career highs of 10 points and 14 rebounds ... Eight points, seven rebounds at Georgia, all in the second half as he played with four fouls.
- Started Tech's first two games in the post in 2020-21, with highs of six points and four rebounds against Mercer, but played limited minutes thereafter as Tech went to a small lineup
- Played in 12 ACC games (DNP vs. Virginia on Feb. 10, Syracuse) for 66 total minutes as he has worked his way into more playing time ... Played 11 of the last 13 games of the season
- Scored a season-high eight points (4-7 FG) in season-high 16:35 at Miami ... Played 18 key minutes off the bench in the ACC quarterfinal against Miami when Moses Wright incurred foul trouble
- Played in 24 games as a freshman at Georgia, including a pair of starts ... Averaged 1.3 points, 1.5 rebounds and 0.6 blocks in 7.3 minutes of action per game, hitting 13-of-23 shots from the floor (56.5 pct.)

35 • Jehloni James • F • 6-6 • 192 • Jr.

- First name pronounced "juh-LON-ee"
- Non-scholarship player who joined the Tech program for the fall, 2019 semester
- Played in four games in 2020-21, logging a high of 4:38 against Delaware State ... Grabbed three rebounds in a 3:48 stint in Tech's win at Miami ... Has not played this season
- His father, Elbridge, played college basketball at Binghamton University
- Played in one game in 2019-20, for the final minute against Elon, and made his only field goal attempt.
- Played four years and lettered three at Lanier High School in Sugar Hill, Ga.

13 • Miles Kelly • G • 6-5 • 171 • Fr.

- Shooting guard who has played in all but two games (at Duke, Florida State) off the bench ... Averaging 12.7 minutes per game (11.9 vs. ACC)
- High-scoring player in high school, struggled to find the basket early in the season but has improved
- Has averaged 4.0 points and hit 10-of-25 three-pointers over his last nine games, beginning with Clayton State ... Was 5-for-30 on threes for the season before that
- Scored season-high 10 points with three three-pointers in Tech's win over Clemson (2/5) in a season-high 23 minutes ... Had nine points against Miami (1/29), hitting three 3-point field goals during a second-half rally to help Tech trim a 19-point deficit to six ... Two threes for six points at Syracuse
- Scored his first ACC points vs. Notre Dame, tallied four at Boston College and five at North Carolina ... Scored in his last six games (9-20 FG)
- Scored eight points (4-6 FG) against Charleston Southern, seven points each against Stetson and Lamar ... Eight points (4-6 FG) with two assists and two steals and no turnovers vs. Charleston Southern
- Atlanta-area native who spent his senior year of high school at Hargrave Military Academy in Virginia, after prepping at Parkview High School in Lilburn ... Prospects soared after having been unranked in recruiting services
- Consensus four-star No. 87 in the 247Sports composite rankings
- His 17.3 points per game, 3.4 3-pointers made per game and 46.1-percent 3-point percentage all ranked second on the team for the undefeated (27-0) Tigers, who averaged more points per game (114.3) than any other Hargrave team on record
- Helped lead the Tigers to a 31-1 overall record, losing only to DME Academy in the opening round of the National Prep Championship, where they were the No. 2 seed
- Starred at Parkview High School in Lilburn, Ga., before transferring to Hargrave, averaging 19.1 points, 5.8 rebounds and 2.0 steals ... Was named second-team all-county

11 • Tristan Maxwell • G • 6-2 • 209 • So.

- High-scoring and record-setting guard who was named the North Carolina state player of the year by the Charlotte Observer and MaxPreps following his senior year
- Breakout game at Boston College Jan. 12 with 22 points after scoring just nine in three games previously in his career ... Hit seven three-point baskets in 11 attempts (was 0-for-3 in his previous three games)
- Scored 10 total points in his other four games (3-21 FG)
- Did not play in first 10 games due to a combination of dental problems and a bout with the flu ... Saw first action against Georgia State (4:23) and hit his first career field goal ... Played 13 minutes vs. Notre Dame with four points ... DNP since 1/19 vs. Wake Forest due to thumb injury
- A consensus three-star rating with a ranking as high as No. 198 nationally, and No. 37 at his position
- Missed most of Tech's preseason practice last season with a broken bone in his right foot, had a setback in recovery in January and has played only one game as a result ... Saw his only action against Delaware State (3 points on free throws in 8:12)
- Son of Vernon Maxwell, a former University of Florida All-American and longtime NBA veteran and champion with the Houston Rockets
- The first Charlotte, N.C., area prospect to sign with Georgia Tech since Anthony Morrow in 2005
- Double-figure scorer for North Mecklenburg High School since his freshman year, earning all-conference honors four years and all-state honors as a junior and senior
- Became the school's all-time leading scorer his senior year (finished with 2,253 points, 20th-most all-time in the state) and set the school mark for three-point field goals (finished with 331) by the end of his junior year
- North Mecklenburg compiled a record of 104-12 in his four years on the team, winning its conference and reaching the sectional finals each year

23 • Jordan Meka • C/F • 6-8 • 225 • So.

- Last name pronounced "MECK-uh"
- Third member of Tech's rotation at the "5" position who played in just one game before undergoing back surgery as a freshman ... Played in 13 games this season, nine ACC games
- Played 42:17 off the bench in Tech's two games vs. Clemson and Miami and earned his fourth start of the season at Virginia ... Made a difference with his activity in Tech's win over Clemson, grabbing five rebounds and taking three steals in a season-high 27:17 ... Five rebounds, two blocks at Miami in 15:20
- Started against Louisville, Duke and Notre Dame in place of injured Rodney Howard ... Scored four points with 17 rebounds and six blocks in those three games
- Logged career-long 21:24 at Duke (8 rebounds, 3 blocks), 20:15 vs. Louisville (four rebounds, two blocks) and 21:19 vs. Georgia State (seven rebounds and two blocks) ... Had five rebounds and a block vs. Notre Dame ... Four points, five rebounds, three assists vs. Clayton State in 14:22
- Prior to Georgia State, had not played since Nov. 15, averaging 4.7 minutes and attempting one shot vs. Stetson and Lamar
- Played eight minutes vs. Mercer on Nov. 27 last season before missing the remainder of the season
- Multiple all-state and all-Atlanta Metro performer with a 7-foot-1 wingspan
- Ranked as high as No. 129 nationally and No. 26 at his position by 247Sports (power forward)
- High-level student academically, originally from Yaoundé, Cameroon, moved to the United States in 2016
- Earned all-state honors in Mount Bethel's classification (A-private) every year since his freshman year, including player of the year honors as a sophomore ... Led the Eagles to a pair of state Georgia Independent Christian Athletic Association (GICAA) titles in 2017 and 2018
- Set career school records for points with 1,670 (surpassing current Tech teammate Coleman Boyd), rebounds (920) and blocked shots (>400)

14 • Jalon Moore • F • 6-6 • 211 • Fr.

- First name pronounced "JAY-lun"
- Athletic forward who earned all-state honors in Alabama, and was rated a three-star prospect
- Played short minutes in nine games (six ACC games), scoring seven points with six rebounds in 14 minutes across his first four games ... Nearly doubled those in a 13-minute stint against Clayton State, when he scored 13 (5-6 FG) with six rebounds
- Played short minutes in recent games at Virginia Tech, Virginia, NC State and Syracuse ... Played ACC-long 15:17 at Syracuse (4 pts, 4 reb)
- Slashing type scorer who can get to the rim and is comfortable in transition
- Long and athletic player who can guard multiple positions
- Consensus three-star prospect, from Gardendale (Ala.) High School, where he earned all-state honors as a junior in 2019-20
- Ranked No. 120 overall in the 247 composite rankings in the class of 2021 (No. 27 among small forwards), and No. 146 by Rivals (35th at his position)
- Averaged 21.7 points, 9.0 rebounds, 2.6 assists and 1.5 blocked shots per game as a senior at Gardendale, hitting 57 percent of his shots from the floor and 33 percent of his three-point tries

BIO UPDATES (see game-by-game stats and career highs in stat pack)

12 • Khalid Moore • F • 6-7 • 208 • Sr.

- First name pronounced "kuh-LEED"
- Athletic and long (7-foot, 0.5-inch wingspan) forward with good scoring ability and basketball IQ, and an excellent defender ... Capable of guarding any position on the floor from 1 through 5
- Kept his starting position from the end of last season at the small forward spot, and can play the "4" or "5" when Tech utilizes a small lineup
- Started 60 games in his career, scored in double figures 10 times
- Averaging 5.6 points and 3.7 rebounds this season, both career-best averages, and has hit 42.1 percent from the floor ... Also has career highs in steals (30, third on the team), field goals made and attempted (56-of-133) ... Also playing a career-high 24.9 minutes per game
- In ACC games, averaging 5.7 points, 3.1 rebounds per game and hitting 41 percent from the floor ... Scored a career-high 19 points 1/29 against Miami, in which he went 9-of-12 from the floor, also career bests ... Scored a total of 18 points in the seven games since
- Scored season-high 13 points in first meeting against North Carolina, hitting 5-of-8 from the floor and 2-of-3 three-point attempts
- Played his best basketball of the season over a 14-game stretch prior to Feb. 2 loss at Virginia Tech ... Averaged 7.9 points, hit 40-of-76 shots from the floor (52.6 pct.) during that stretch ... Scored six vs. Louisville, seven at Duke, eight vs. Notre Dame, nine vs. FSU
- Improved his free throw accuracy by 10 percent over his career percentage entering the season (.702 from .605)
- Started the last nine games of the 2020-21 season, coinciding with Tech's eight-game winning streak and NCAA Tournament loss ... Averaged 5.9 points, 3.3 rebounds in more than 30 minutes per game over that stretch ... Played more than 30 minutes in six of the games ... Had 11 total starts
- Does a lot of things that don't show up in the box score, good passer, moves well without the ball, keeps Tech offense moving, and his length and activity is an asset on defense ... Plus/minus rating generally on the positive side
- Came from the same high school (Archbishop Molloy) as Yellow Jackets' legendary point guard Kenny Anderson, and played on the same AAU team as teammate Jose Alvarado

3 • Bubba Parham • G • 5-10 • 161 • Sr.

- Last name pronounced "PARR-um"
- Missed Tech's first nine games after undergoing surgery Oct. 26 to repair a torn meniscus in right knee, then went through in health and safety protocols
- Made his season debut vs. Louisville Jan. 2 (14:39 minutes), then played 27 turnover-free minutes at Duke (three assists, zero turnovers, three steals) ... Has not played since then (knee)
- Deep range three-point shooter who can score in a variety of ways despite his small stature
- Averaged 6.7 points in 2020-21, including six double-figure efforts - 17 vs. Kentucky, 16 vs. Mercer, 14 vs. Georgia State, 13 vs. FAMU ... Scored 12 points at Clemson and 11 vs. Pitt, hitting 7-17 FG, 4-11 3pt FG
- Had a good ACC Tournament, scoring nine points against Miami and five against FSU (5-10 FG, 2-5 3pt FG) in 23 total minutes
- Drained three 3-point field goals against North Carolina, two of them as Tech rallied from a 61-53 second-half deficit to win the game ... Also had three triples each against Kentucky and Pitt
- Started nine games, averaged 27 minutes ... Had team's best turnover rate, just 13 against 36 assists in 674 minutes ... Has had 31 games with zero or one turnover at Tech
- In ACC games, averaged 4.8 points and 1.3 assists with just nine turnovers in 16 games ... 18-of-50 on three-pointers (36 pct.)
- Twelve career double-digit games at Tech ... Scored 1,452 points in his career, 327 of those at Tech, and has 231 career three-point field goals (57 at Tech)
- Atlanta-area product who transferred to Georgia Tech following two standout seasons at VMI, where he made the All-Southern Conference team as a sophomore and was named SoCon Freshman of the Year

5 • Deivon Smith • G • 6-1 • 172 • So.

- First name pronounced "DAY-von"
- Former four-star high school prospect from Georgia who played his freshman year at Mississippi state and transferred to Georgia Tech, enrolling for the 2021 summer term
- Has played in 24 games and started five times, averaging 19.7 minutes (17.2 in ACC games) ... Missed the Georgia Southern game with flu symptoms and did not play at Duke (coach's decision) ... Did not play at Syracuse (concussion protocol)
- Longest stint of the season has been 30:05 vs. Charleston Southern, in which he scored 11 points, and 25:44 for an ACC game, when he scored 16 vs. Clemson
- Hitting 51.7 percent of his two-point field goal attempts in ACC games
- Played his most complete game in Tech's win over Clemson, matching his season high of 16 points while taking eight rebounds and dishing a season-best six assists, making several key plays down the stretch to keep the Tigers at bay
- Scored season-high 16 points at North Carolina (7-11 FG, three assists, no turnovers in 24:13, following a solid performance at BC with nine points (3-4 FG, 3-4 FT), five rebounds, three assists
- Scoring 5.7 points with 2.0 assists per game (48:42 assist/turnover ratio) for the season ... Three

or more assists in nine games

- Explosive true point guard with dynamic court vision who excels in transition and is an exceptional finisher with both hands at the rim ... Excellent rebounder for his position (career-high 11 vs. Wisconsin)
- Started eight games as a freshman at Mississippi State ... Averaged 5.2 points, 3.6 rebounds and 2.9 assists across 33 games ... Better in SEC games, averaging 5.6 points, 3.6 rebounds and 3.0 assists in helping MSU go 8-10 in conference
- Had a 97:56 assist/turnover ratio, shot 33.9 percent from the floor, 27.9 percent from three-point range and 61.5 percent from the foul line
- Was invited to participate in the USA Basketball U19 Team Trials for the FIBA World Cup for Men, made the initial cut to 17 players, but did not make the final 12-man roster

1 • Kyle Sturdivant • G • 6-2 • 197 • Jr.

- In his second season at Tech after transferring from Southern California
- Started 23 games, including the last 15 beginning Jan. 4 at Duke ... Averaging 24.0 minutes, 7.3 points (third on Tech's team) and 2.3 assists ... Team-best 62:34 assist/turnover ratio
- Scored in double digits in six of Tech's last 17 games (12 vs. Georgia State, 14 vs. Louisville, 7 at Duke, 10 vs. Notre Dame, 12 vs. Florida State, 12 at Miami, 10 vs. NC State) ... Hit 51-of-117 from the floor (43.6 pct.), 17-of-44 (38.6 pct.) from three-point range with 42 assists vs. 18 turnovers
- Last seven games: 55 points, 21 rebounds, 22 assists, nine turnovers, 21-47 FG, 7-19 3pt FG
- In ACC games: 7.7 ppg, 2.3 apg, 41.8 pt. FG, 36.8 pct. 3-pt FG, 85 pct. FT
- Scored career-high 17 points against Charleston Southern, hitting 7-of-13 FG, with three assists in a career-high 31 minutes, and had 11 with three assists vs. Georgia Southern
- Played in every game off the bench for Tech in 2020-21, averaging 3.5 points while posting a solid 27:17 assist/turnover ratio ... Hit for a season-high 15 points (5-6 FG, 4-4 FT) with three assists against Kentucky
- Key factor off the bench in the ACC Tournament ... Scored five points each against Miami and FSU ... Hit a pair of field goals, including a three, against the Hurricanes, and went 5-for-6 from the foul line in the closing minutes against FSU ... Did not turn the ball over in either game in 28 total minutes
- Made the All-ACC Academic Team in 2020-21
- First Norcross High School alumnus to join the Tech program since Gani Lawal (2007-10)
- Played in 21 games as a freshman at USC, averaging 8.3 minutes, 2.0 points and 1.1 rebounds ... Recorded 25 assists over 22 turnovers

4 • Jordan Usher • G/F • 6-7 • 220 • Sr.

- Atlanta-area product in his second full season at Tech after transferring from Southern California (taking advantage of extra season due to COVID-19)
- Strong wing with a high motor and the ability to get to the rim and create scoring opportunities ... His athleticism and strength make him a force both offensively and defensively
- Became eligible mid-season in 2019-20 and has started all 76 games since, manning the wing spot and also playing the post when Tech plays a small lineup
- Tech's No. 2 scorer and top rebounder, reaching double digits in 22 of 27 games and posting seven games of 10 or more rebounds
- Averaging career bests of 14.4 points and 6.7 rebounds in all games this season ... Has hit 46.7 percent of his shots from the floor and 32.7 from three-point range ... Ranks 18th in the ACC in scoring, 14th in rebound average and 14th in field goal percentage
- Has six double-doubles, including two against ACC teams - Notre Dame (16 pts/14 rebs), Miami (15 pts/10 rebs), Syracuse (14 pts/13 reb)
- Scored 19 points with eight rebounds, five assists and five steals in Tech's upset of Florida State (1/26), one of only three ACC players to achieve those totals in a game since 2010-11 season ... Had similar game at Pitt (10 points, 8 rebounds, 5 assists, 4 steals)
- Leads the Jackets in steals (1.4 per game) and is No. 2 in assists (2.7 per game) ... Ranks No. 6 in assist rate and No. 16 in steal rate in ACC games according to KenPom.com
- In ACC games: averaging 13.5 points, 6.3 rebounds while hitting 44.7 percent from the floor and 28.6 percent from three-point range
- Scored career-high 30 points (8-14 FG, 5-6 3pt, 9-10 FT) with 11 rebounds in OT win vs. Georgia State before Christmas ... Scored nine of his points with a pair of big threes in overtime
- Started strong with double figures in Tech's first five games, including 21 in a win at Georgia and career-high 24 the following game against Charleston Southern
- Also notched double-doubles against Stetson (14/11), and Charleston Southern (24/10), and has six for his career
- Cleared 1,000 career points with his 22-point effort on Jan. 15 at North Carolina ... Has 1,152 in 124 career games (878 points in a Tech uniform) ... Notched 48 double-digit games at Tech, 18 of those in 2020-21 and 22 this season
- Unsung leader and major contributor in 2020-21 who averaged 11.6 points (fourth on the team), 2.8 assists, 4.2 rebounds (third on the team) and 1.6 steals per game ... Connected on exactly 50 percent of his field goal tries
- Made the ACC All-Tournament team after scoring 15 points each against Miami and FSU ... Scored 15 points (7-9 FG) with five rebounds against Loyola Chicago in the NCAA Tournament

2021-22 SEASON STATISTICS AND RESULTS

Game Records

Record	Overall	Home	Away	Neutral
ALL GAMES	11-16	8-8	3-6	0-2
CONFERENCE	4-12	2-6	2-6	0-0
NON-CONFERENCE	7-4	6-2	1-0	0-2

Score by Periods

Team	1st	2nd	OT	TOT
Georgia Tech	903	928	29	1860
Opponents	885	973	24	1882

Team Box Score

No.	Player			Total		3-Point		F-Throw		Rebounds												
		GP-GS	MIN	AVG	FG-FGA	FG%	3FG-3FGA	3FG%	FT-FTA	FT%	OFF	DEF	TOT	AVG	PF	DQ	A	TO	BLK	STL	PTS	AVG
0	DEVOE, Michael	26-25	916:42	35.3	171-373	.458	65-173	.376	75-97	.773	19	105	124	4.8	49	1	86	73	11	36	482	18.5
4	USHER, Jordan	27-27	853:27	31.6	150-321	.467	34-104	.327	54-79	.684	32	150	182	6.7	74	3	73	74	4	39	388	14.4
1	STURDIVANT, Kyle	27-23	647:04	24.0	72-171	.421	21-60	.350	33-44	.750	6	59	65	2.4	45	2	62	34	2	25	198	7.3
10	COLEMAN, Dallan "Deebo"	26-3	607:18	23.4	57-140	.407	41-92	.446	18-23	.783	9	39	48	1.8	62	1	15	19	3	25	173	6.7
11	MAXWELL, Tristan	5-0	77:54	15.6	11-32	.344	8-20	.400	2-4	.500	2	6	8	1.6	5	0	2	3	0	1	32	6.4
24	HOWARD, Rodney	22-20	527:09	24.0	59-105	.562	0-0	.000	22-35	.629	47	67	114	5.2	66	5	31	31	19	10	140	6.4
5	SMITH, Deivon	24-5	472:12	19.7	58-144	.403	5-18	.278	16-27	.593	25	56	81	3.4	44	0	48	42	5	25	137	5.7
12	MOORE, Khalid	27-27	671:09	24.9	56-133	.421	6-23	.261	33-47	.702	37	63	100	3.7	60	3	19	29	6	30	151	5.6
13	KELLY, Miles	25-0	316:19	12.7	31-84	.369	15-55	.273	6-10	.600	4	28	32	1.3	26	0	11	19	2	10	83	3.3
14	MOORE, Jalon	9-0	58:37	6.5	10-20	.500	1-1	1.000	5-9	.556	6	12	18	2.0	8	0	2	4	4	2	26	2.9
2	GIGIBERIA, Saba	15-1	117:14	7.8	16-33	.485	0-0	.000	6-10	.600	12	23	35	2.3	21	0	11	11	6	5	38	2.5
23	MEKA, Jordan	13-4	165:40	12.7	6-24	.250	0-0	.000	0-0	.000	14	27	41	3.2	31	1	7	4	10	6	12	0.9
33	DANIELS, Brayden	1-0	01:18	1.3	0-0	.000	0-0	.000	0-0	.000	0	0	0	0.0	0	0	0	0	0	0	0	0.0
3	PARHAM, Bubba	2-0	41:39	20.8	0-6	.000	0-6	.000	0-0	.000	0	1	1	0.5	2	0	4	0	0	3	0	0.0
30	BOYD, Coleman	1-0	01:18	1.3	0-0	.000	0-0	.000	0-0	.000	0	0	0	0.0	0	0	1	0	0	0	0	0.0
Team											38	51	89					21				
Total		27	5475		697-1586	.439	196-552	.355	270-385	.701	251	687	938	34.7	493	16	372	364	72	217	1860	68.9
Opponents		27	5475		668-1561	.428	184-603	.305	362-508	.713	268	683	951	35.2	391	5	394	363	89	177	1882	69.7

Team Statistics

	GATECH	OPP
Scoring	1860	1882
Points per game	68.9	69.7
Scoring margin	-0.8	-
Field goals-att	697-1586	668-1561
Field goal pct	.439	.428
3 point fg-att	196-552	184-603
3-point FG pct	.355	.305
3-pt FG made per game	7.3	6.8
Free throws-att	270-385	362-508
Free throw pct	.701	.713
F-Throws made per game	10.0	13.4
Rebounds	938	951
Rebounds per game	34.7	35.2
Rebounding margin	-0.5	-
Assists	372	394
Assists per game	13.8	14.6
Turnovers	364	363
Turnovers per game	13.5	13.4
Turnover margin	0.0	-
Assist/turnover ratio	1.0	1.1
Steals	217	177
Steals per game	8.0	6.6
Blocks	72	89
Blocks per game	2.7	3.3
Winning streak	0	-
Home win streak	0	-
Attendance	76748	96663
Home games-Avg/Game	16-4797	9-10740
Neutral site-Avg/Game	-	2-6979

Team Results

Date	Opponent		Score	Att.
11/09/2021	Miami (OH)	L	69-72	4221
11/12/2021	Stetson	W	77-52	4082
11/15/2021	Lamar University	W	75-66	3625
11/19/2021	at Georgia	W	88-78	9057
11/22/2021	Charleston So.	W	85-70	3912
11/26/2021	Ga. Southern	W	61-59	4486
12/01/2021	Wisconsin	L	66-70	6302
12/05/2021	North Carolina	L	62-79	6217
12/11/2021	vs LSU	L	53-69	6137
12/18/2021	vs Southern California	L	53-67	7821
12/21/2021	Georgia St.	Wot	72-62	4228
01/02/2022	Louisville	L	64-67	4853
01/04/2022	at Duke	L	57-69	9314
01/08/2022	Notre Dame	Lot	68-72	5813
01/12/2022	at Boston College	W	81-76	3591
01/15/2022	at North Carolina	L	65-88	18568
01/19/2022	Wake Forest	L	64-80	4698
01/23/2022	Clayton St.	W	103-53	4127
01/26/2022	Florida St.	W	75-61	4697
01/29/2022	Miami (FL)	L	62-73	5135
02/02/2022	at Virginia Tech	L	66-81	6887
02/05/2022	Clemson	W	69-64	5784
02/09/2022	at Miami (FL)	L	70-79	3866
02/12/2022	at Virginia	L	53-63	14253
02/15/2022	NC State	L	61-76	4568
02/19/2022	at Pittsburgh	W	68-62	9085
02/21/2022	at Syracuse	Lot	73-74	22042

GAME NOTES

2021-22 SEASON STATISTICS AND RESULTS - ACC ONLY

Game Records

Record	Overall	Home	Away	Neutral
ALL GAMES	4-12	2-6	2-6	0-0
CONFERENCE	4-12	2-6	2-6	0-0
NON-CONFERENCE	0-0	0-0	0-0	0-0

Score by Periods

Team	1st	2nd	OT	TOT
Georgia Tech	502	540	16	1058
Opponents	556	587	21	1164

Team Box Score

No.	Player	Overall			Total			3-Point			F-Throw		Rebounds				Other					
		GP-GS	MIN	AVG	FG-FGA	FG%	3FG-3FGA	3FG%	FT-FTA	FT%	OFF	DEF	TOT	AVG	PF	DQ	A	TO	BLK	STL	PTS	AVG
0	DEVOE, Michael	16-16	577:20	36.1	97-227	.427	34-110	.309	39-45	.867	13	57	70	4.4	30	0	46	46	9	23	267	16.7
4	USHER, Jordan	16-16	490:21	30.6	84-188	.447	18-63	.286	30-44	.682	18	83	101	6.3	47	2	52	45	1	24	216	13.5
1	STURDIVANT, Kyle	16-15	408:57	25.6	46-110	.418	14-38	.368	17-20	.850	4	35	39	2.4	33	2	37	17	1	16	123	7.7
11	MAXWELL, Tristan	4-0	73:31	18.4	10-30	.333	8-19	.421	2-4	.500	1	6	7	1.8	5	0	2	3	0	1	30	7.5
10	COLEMAN, Dallan "Deebo"	16-2	381:38	23.9	36-98	.367	25-64	.391	11-14	.786	6	22	28	1.8	38	0	8	11	2	19	108	6.8
24	HOWARD, Rodney	11-9	252:51	23.0	29-47	.617	0-0	.000	10-13	.769	22	31	53	4.8	34	3	11	14	8	6	68	6.2
12	MOORE, Khalid	16-16	410:04	25.6	34-83	.410	4-12	.333	19-31	.613	15	35	50	3.1	37	3	12	16	6	19	91	5.7
5	SMITH, Deivon	14-1	240:60	17.2	33-67	.493	2-7	.286	10-17	.588	13	29	42	3.0	16	0	27	23	4	12	78	5.6
2	GIGIBERIA, Saba	6-1	49:44	8.3	8-18	.444	0-0	.000	2-6	.333	7	7	14	2.3	11	0	7	4	1	2	18	3.0
13	KELLY, Miles	14-0	166:45	11.9	14-40	.350	9-30	.300	5-8	.625	1	18	19	1.4	14	0	5	11	1	6	42	3.0
14	MOORE, Jalon	6-0	35:35	5.9	3-7	.429	0-0	.000	3-5	.600	2	6	8	1.3	7	0	2	2	2	1	9	1.5
23	MEKA, Jordan	9-4	120:35	13.4	4-18	.222	0-0	.000	0-0	.000	11	16	27	3.0	22	1	2	3	8	4	8	0.9
3	PARHAM, Bubba	2-0	41:39	20.8	0-6	.000	0-6	.000	0-0	.000	0	1	1	0.5	2	0	4	0	0	3	0	0.0
Team											20	30	50					15				
Total		16	3250		398-939	.424	114-349	.327	148-207	.715	133	376	509	31.8	296	11	215	210	43	136	1058	66.1
Opponents		16	3250		410-915	.448	114-354	.322	230-306	.752	158	432	590	36.9	222	2	249	216	51	102	1164	72.8

Team Statistics

	GATECH	OPP
Scoring	1058	1164
Points per game	66.1	72.8
Scoring margin	-6.6	-
Field goals-att	398-939	410-915
Field goal pct	.424	.448
3 point fg-att	114-349	114-354
3-point FG pct	.327	.322
3-pt FG made per game	7.1	7.1
Free throws-att	148-207	230-306
Free throw pct	.715	.752
F-Throws made per game	9.3	14.4
Rebounds	509	590
Rebounds per game	31.8	36.9
Rebounding margin	-5.1	-
Assists	215	249
Assists per game	13.4	15.6
Turnovers	210	216
Turnovers per game	13.1	13.5
Turnover margin	+0.4	-
Assist/turnover ratio	1.0	1.2
Steals	136	102
Steals per game	8.5	6.4
Blocks	43	51
Blocks per game	2.7	3.2
Winning streak	0	-
Home win streak	0	-
Attendance	41765	87606
Home games-Avg/Game	8-5221	8-10951
Neutral site-Avg/Game	-	0-0

Team Results

Date	Opponent	Score	Att.
12/05/2021	North Carolina	L 62-79	6217
01/02/2022	Louisville	L 64-67	4853
01/04/2022	at Duke	L 57-69	9314
01/08/2022	Notre Dame	Lot 68-72	5813
01/12/2022	at Boston College	W 81-76	3591
01/15/2022	at North Carolina	L 65-88	18568
01/19/2022	Wake Forest	L 64-80	4698
01/26/2022	Florida St.	W 75-61	4697
01/29/2022	Miami (FL)	L 62-73	5135
02/02/2022	at Virginia Tech	L 66-81	6887
02/05/2022	Clemson	W 69-64	5784
02/09/2022	at Miami (FL)	L 70-79	3866
02/12/2022	at Virginia	L 53-63	14253
02/15/2022	NC State	L 61-76	4568
02/19/2022	at Pittsburgh	W 68-62	9085
02/21/2022	at Syracuse	Lot 73-74	22042



**2021-22 Georgia Tech Men's Basketball
Points-rebounds-assists
All games**

Opponent	Date	Score		0	1	2	3	4	5	10	11	12	13	14
				DEVOE,MICH	STURDIVANT	GIGIBERIA,	PARHAM,BUB	USHER,JORD	SMITH,DEIV	COLEMAN,DA	MAXWELL,TR	MOORE,KHAL	KELLY,MILE	MOORE,JALO
Miami (OH)	11/09/2021	69-72	L	26-4-2	4-1-2	2-4-0	DNP	12-9-3	6-2-3	4-3-0	DNP	5-3-1	0-0-0	DNP
Stetson	11/12/2021	77-52	W	17-5-7	5-4-2	2-1-0	DNP	14-11-5	9-4-2	12-2-1	DNP	5-3-1	7-1-1	4-2-0
Lamar University	11/15/2021	75-66	W	11-7-6	4-0-1	DNP	DNP	15-8-3	5-2-5	19-2-3	DNP	5-5-0	7-0-1	DNP
at Georgia	11/19/2021	88-78	W	37-7-5	4-1-2	0-1-0	DNP	21-4-2	7-3-4	5-2-0	DNP	2-5-0	4-3-0	DNP
Charleston So.	11/22/2021	85-70	W	DNP	17-1-3	6-4-3	DNP	24-10-3	11-3-2	3-1-0	DNP	4-6-0	8-1-2	DNP
Ga. Southern	11/26/2021	61-59	W	26-4-5	11-5-3	0-0-0	DNP	9-10-2	DNP	3-2-0	DNP	2-3-0	0-2-0	0-2-0
Wisconsin	12/01/2021	66-70	L	33-6-1	0-1-4	0-0-0	DNP	5-2-0	9-11-0	2-5-1	DNP	8-2-0	0-2-0	DNP
North Carolina	12/05/2021	62-79	L	15-4-1	9-1-1	0-2-0	DNP	8-3-1	4-2-4	13-1-0	DNP	13-3-1	0-1-0	DNP
vs LSU	12/11/2021	53-69	L	12-5-3	6-4-2	DNP	DNP	15-6-2	0-1-0	2-1-1	DNP	7-5-0	4-0-1	DNP
vs Southern California	12/18/2021	53-67	L	25-4-1	5-1-0	0-5-0	DNP	11-5-0	4-5-1	3-0-1	DNP	2-8-2	2-0-0	DNP
Georgia St.	12/21/2021	72-62	Wot	8-6-3	12-7-1	2-3-0	DNP	30-11-0	4-3-2	DNP	2-1-0	11-6-2	3-3-0	DNP
Louisville	01/02/2022	64-67	L	23-2-2	14-2-1	DNP	0-1-1	17-6-4	0-1-0	2-1-0	DNP	6-4-2	0-0-0	0-0-0
at Duke	01/04/2022	57-69	L	21-7-2	7-3-2	6-6-1	0-0-3	11-4-1	DNP	3-1-0	DNP	7-2-0	DNP	DNP
Notre Dame	01/08/2022	68-72	Lot	20-6-3	10-1-4	0-1-1	DNP	16-14-6	2-3-0	6-2-1	4-0-0	8-4-0	2-1-0	DNP
at Boston College	01/12/2022	81-76	W	13-9-4	6-2-1	DNP	DNP	14-5-4	9-5-3	11-5-2	22-1-0	2-4-2	4-2-1	DNP
at North Carolina	01/15/2022	65-88	L	2-4-0	6-1-0	4-4-2	DNP	22-7-3	16-1-3	2-1-0	0-2-1	5-2-1	5-0-0	3-2-0
Wake Forest	01/19/2022	64-80	L	22-1-2	4-2-1	8-1-3	DNP	13-5-0	2-2-3	5-3-0	4-4-1	4-3-1	1-3-0	DNP
Clayton St.	01/23/2022	103-53	W	20-6-7	7-1-5	8-3-1	DNP	16-5-1	4-5-2	12-2-0	DNP	9-4-1	6-1-1	13-6-0
Florida St.	01/26/2022	75-61	W	15-5-5	12-4-4	DNP	DNP	19-8-5	2-1-0	14-2-0	DNP	9-2-1	DNP	DNP
Miami (FL)	01/29/2022	62-73	L	12-5-4	0-2-3	DNP	DNP	15-10-6	4-5-3	3-1-1	DNP	19-3-0	9-0-0	DNP
at Virginia Tech	02/02/2022	66-81	L	30-2-0	9-2-3	0-0-0	DNP	8-3-1	9-2-2	6-2-1	DNP	0-3-0	0-3-0	0-2-0
Clemson	02/05/2022	69-64	W	3-2-5	8-5-2	DNP	DNP	14-4-2	16-8-6	9-1-1	DNP	5-2-1	10-3-0	DNP
at Miami (FL)	02/09/2022	70-79	L	20-7-3	12-3-4	DNP	DNP	16-3-2	6-7-0	15-1-1	DNP	0-2-1	1-0-2	DNP
at Virginia	02/12/2022	53-63	L	17-3-4	2-3-0	DNP	DNP	11-5-5	8-3-0	0-2-0	DNP	1-2-0	2-0-0	0-0-0
NC State	02/15/2022	61-76	L	18-2-4	10-3-3	DNP	DNP	8-3-2	0-1-1	3-2-0	DNP	4-4-0	2-2-0	2-0-0
at Pittsburgh	02/19/2022	68-62	W	22-6-3	7-3-5	DNP	DNP	10-8-5	0-1-2	8-1-1	DNP	7-4-1	0-0-0	DNP
at Syracuse	02/21/2022	73-74	Lot	14-5-4	7-2-3	DNP	DNP	14-13-5	DNP	8-2-0	DNP	1-6-1	6-4-2	4-4-2



**2021-22 Georgia Tech Men's Basketball
Points-rebounds-assists
All games**

Opponent	Date	Score		23	24	30	33
				MEKA,JORDA	HOWARD,ROD	BOYD,COLEM	DANIELS,BR
Miami (OH)	11/09/2021	69-72	L	DNP	10-14-0	DNP	DNP
Stetson	11/12/2021	77-52	W	0-1-0	2-4-3	DNP	DNP
Lamar University	11/15/2021	75-66	W	0-1-0	9-8-3	DNP	DNP
at Georgia	11/19/2021	88-78	W	DNP	8-7-4	DNP	DNP
Charleston So.	11/22/2021	85-70	W	DNP	12-6-3	DNP	DNP
Ga. Southern	11/26/2021	61-59	W	DNP	10-6-3	DNP	DNP
Wisconsin	12/01/2021	66-70	L	DNP	9-5-1	DNP	DNP
North Carolina	12/05/2021	62-79	L	DNP	0-2-0	DNP	DNP
vs LSU	12/11/2021	53-69	L	DNP	7-3-2	DNP	DNP
vs Southern California	12/18/2021	53-67	L	DNP	1-3-0	DNP	DNP
Georgia St.	12/21/2021	72-62	Wot	0-7-2	0-2-1	DNP	DNP
Louisville	01/02/2022	64-67	L	2-4-1	DNP	DNP	DNP
at Duke	01/04/2022	57-69	L	2-8-0	DNP	DNP	DNP
Notre Dame	01/08/2022	68-72	Lot	0-5-0	DNP	DNP	DNP
at Boston College	01/12/2022	81-76	W	0-0-0	DNP	DNP	DNP
at North Carolina	01/15/2022	65-88	L	DNP	DNP	DNP	DNP
Wake Forest	01/19/2022	64-80	L	DNP	1-4-3	DNP	DNP
Clayton St.	01/23/2022	103-53	W	4-5-3	4-3-0	0-0-1	0-0-0
Florida St.	01/26/2022	75-61	W	DNP	4-7-0	DNP	DNP
Miami (FL)	01/29/2022	62-73	L	DNP	0-0-0	DNP	DNP
at Virginia Tech	02/02/2022	66-81	L	DNP	4-6-1	DNP	DNP
Clemson	02/05/2022	69-64	W	2-5-0	2-1-1	DNP	DNP
at Miami (FL)	02/09/2022	70-79	L	0-5-1	0-0-0	DNP	DNP
at Virginia	02/12/2022	53-63	L	2-0-0	10-5-3	DNP	DNP
NC State	02/15/2022	61-76	L	0-0-0	14-11-1	DNP	DNP
at Pittsburgh	02/19/2022	68-62	W	0-0-0	14-7-1	DNP	DNP
at Syracuse	02/21/2022	73-74	Lot	DNP	19-10-1	DNP	DNP



**2021-22 Georgia Tech Men's Basketball
Team Game-by-Game
All games**

Opponent	Date	Score		Total		3-Pointers		Free throws		Rebounds										
				FG-FGA	PCT	3FG-3FGA	PCT	FT-FTA	PCT	OFF	DEF	TOT	AVG	PF	A	TO	BLK	STL	PTS	AVG
Miami (OH)	11/09/2021	69-72	L	24-61	.393	4-17	.235	17-20	.850	12	32	44	44.0	23	11	14	3	6	69	69.0
Stetson	11/12/2021	77-52	W	33-64	.516	9-19	.474	2-7	.286	10	33	43	43.5	13	22	16	1	9	77	73.0
Lamar University	11/15/2021	75-66	W	28-62	.452	12-25	.480	7-13	.538	12	30	42	43.0	15	22	10	1	3	75	73.7
at Georgia	11/19/2021	88-78	W	34-56	.607	8-15	.533	12-17	.706	10	25	35	41.0	24	17	15	4	8	88	77.3
Charleston So.	11/22/2021	85-70	W	35-62	.565	4-11	.364	11-15	.733	8	25	33	39.4	13	16	11	2	7	85	78.8
Ga. Southern	11/26/2021	61-59	W	21-51	.412	7-20	.350	12-24	.500	10	25	35	38.7	14	13	14	2	8	61	75.8
Wisconsin	12/01/2021	66-70	L	22-53	.415	6-16	.375	16-20	.800	10	26	36	38.3	20	7	10	3	5	66	74.4
North Carolina	12/05/2021	62-79	L	25-54	.463	6-16	.375	6-7	.857	4	17	21	36.1	16	8	13	3	11	62	72.9
vs LSU	12/11/2021	53-69	L	20-48	.417	3-15	.200	10-18	.556	6	23	29	35.3	21	11	24	5	9	53	70.7
vs Southern California	12/18/2021	53-67	L	21-64	.328	5-19	.263	6-9	.667	12	22	34	35.2	16	5	7	1	7	53	68.9
Georgia St.	12/21/2021	72-62	Wot	22-56	.393	9-22	.409	19-24	.792	12	39	51	36.6	19	11	23	5	6	72	69.2
Louisville	01/02/2022	64-67	L	23-56	.411	9-24	.375	9-12	.750	6	19	25	35.7	19	11	9	3	8	64	68.8
at Duke	01/04/2022	57-69	L	21-64	.328	6-20	.300	9-12	.750	10	25	35	35.6	27	9	9	7	5	57	67.8
Notre Dame	01/08/2022	68-72	Lot	26-67	.388	6-27	.222	10-12	.833	10	30	40	35.9	12	15	14	3	6	68	67.9
at Boston College	01/12/2022	81-76	W	29-57	.509	11-25	.440	12-17	.706	11	24	35	35.9	22	17	17	6	10	81	68.7
at North Carolina	01/15/2022	65-88	L	27-59	.458	3-14	.214	8-14	.571	4	22	26	35.3	20	10	11	1	9	65	68.5
Wake Forest	01/19/2022	64-80	L	25-65	.385	5-22	.227	9-15	.600	12	20	32	35.1	10	14	15	2	11	64	68.2
Clayton St.	01/23/2022	103-53	W	39-70	.557	15-24	.625	10-11	.909	16	31	47	35.7	19	22	10	2	13	103	70.2
Florida St.	01/26/2022	75-61	W	24-54	.444	10-27	.370	17-24	.708	9	22	31	35.5	16	15	9	0	13	75	70.4
Miami (FL)	01/29/2022	62-73	L	26-59	.441	7-21	.333	3-10	.300	6	25	31	35.3	19	17	14	1	11	62	70.0
at Virginia Tech	02/02/2022	66-81	L	24-60	.400	10-25	.400	8-8	1.000	7	19	26	34.8	23	8	12	2	7	66	69.8
Clemson	02/05/2022	69-64	W	25-57	.439	10-25	.400	9-13	.692	10	23	33	34.7	15	18	18	1	10	69	69.8
at Miami (FL)	02/09/2022	70-79	L	26-55	.473	7-24	.292	11-14	.786	7	25	32	34.6	27	14	18	3	10	70	69.8
at Virginia	02/12/2022	53-63	L	21-46	.457	4-12	.333	7-10	.700	5	19	24	34.2	19	12	15	2	7	53	69.1
NC State	02/15/2022	61-76	L	24-64	.375	5-22	.227	8-11	.727	10	25	35	34.2	15	11	11	4	9	61	68.8
at Pittsburgh	02/19/2022	68-62	W	26-56	.464	6-18	.333	10-11	.909	8	23	31	34.1	20	18	11	2	6	68	68.7
at Syracuse	02/21/2022	73-74	Lot	26-66	.394	9-27	.333	12-17	.706	14	38	52	34.7	16	18	14	3	3	73	68.9
Total		1860		697-1586	.439	196-552	.355	270-385	.701	251	687	938	34.7	493	372	364	72	217	1860	68.9
Opponents		1882		668-1561	.428	184-603	.305	362-508	.713	268	683	951	35.2	391	394	363	89	177	1882	69.7

Georgia Tech Averages

Games Played	Points/game	FG Pct	3FG Pct	FT Pct	Rebounds/game	Assists/game	Turnovers/game	Assist/Turnover ratio	Steals/game	Blocks/game
27	68.9	43.9	35.5	70.1	34.7	13.8	13.5	1.0	8.0	2.7



**2021-22 Georgia Tech Men's Basketball
Opponents Game-by-Game
All games**

Opponent	Date	Score		Total		3-Pointers		Free throws		Rebounds											
				FG-FGA	PCT	3FG-3FGA	PCT	FT-FTA	PCT	OFF	DEF	TOT	AVG	PF	A	TO	BLK	STL	PTS	AVG	
Miami (OH)	11/09/2021	69-72	L	25-64	.391	6-31	.194	16-21	.762	9	25	34	34.0	17	9	8	4	7	72	72.0	
Stetson	11/12/2021	77-52	W	21-60	.350	6-27	.222	4-7	.571	8	24	32	33.0	9	13	17	2	11	52	62.0	
Lamar University	11/15/2021	75-66	W	23-57	.404	5-19	.263	15-19	.789	6	26	32	32.7	13	16	8	5	6	66	63.3	
at Georgia	11/19/2021	88-78	W	29-57	.509	8-17	.471	12-24	.500	11	15	26	31.0	19	16	14	1	4	78	67.0	
Charleston So.	11/22/2021	85-70	W	26-59	.441	8-26	.308	10-15	.667	10	20	30	30.8	19	15	15	1	6	70	67.6	
Ga. Southern	11/26/2021	61-59	W	24-56	.429	5-19	.263	6-13	.462	10	27	37	31.8	21	13	16	2	7	59	66.2	
Wisconsin	12/01/2021	66-70	L	23-54	.426	9-24	.375	15-22	.682	8	20	28	31.3	18	13	8	5	4	70	66.7	
North Carolina	12/05/2021	62-79	L	31-55	.564	10-17	.588	7-8	.875	7	26	33	31.5	13	21	14	2	8	79	68.3	
vs LSU	12/11/2021	53-69	L	24-62	.387	3-19	.158	18-24	.750	17	25	42	32.7	17	13	21	6	11	69	68.3	
vs Southern California	12/18/2021	53-67	L	25-52	.481	9-19	.474	8-13	.615	9	33	42	33.6	7	13	13	2	1	67	68.2	
Georgia St.	12/21/2021	72-62	Wot	20-71	.282	7-22	.318	15-19	.789	12	21	33	33.5	20	11	11	5	12	62	67.6	
Louisville	01/02/2022	64-67	L	24-50	.480	5-19	.263	14-22	.636	8	26	34	33.6	12	15	13	4	5	67	67.6	
at Duke	01/04/2022	57-69	L	19-51	.373	5-16	.313	26-40	.650	14	34	48	34.7	14	11	10	8	3	69	67.7	
Notre Dame	01/08/2022	68-72	Lot	31-66	.470	7-23	.304	3-6	.500	6	32	38	34.9	14	19	12	2	11	72	68.0	
at Boston College	01/12/2022	81-76	W	29-62	.468	6-21	.286	12-19	.632	14	17	31	34.7	16	16	16	1	6	76	68.5	
at North Carolina	01/15/2022	65-88	L	30-63	.476	9-25	.360	19-21	.905	11	31	42	35.1	15	20	13	1	3	88	69.8	
Wake Forest	01/19/2022	64-80	L	33-58	.569	8-26	.308	6-7	.857	4	30	34	35.1	12	23	18	8	9	80	70.4	
Clayton St.	01/23/2022	103-53	W	18-54	.333	4-26	.154	13-25	.520	10	15	25	34.5	9	13	16	5	6	53	69.4	
Florida St.	01/26/2022	75-61	W	22-54	.407	7-17	.412	10-16	.625	12	26	38	34.7	16	13	17	1	5	61	68.9	
Miami (FL)	01/29/2022	62-73	L	22-53	.415	8-25	.320	21-25	.840	7	31	38	34.9	17	13	16	0	8	73	69.2	
at Virginia Tech	02/02/2022	66-81	L	28-53	.528	8-20	.400	17-22	.773	9	27	36	34.9	11	16	14	3	4	81	69.7	
Clemson	02/05/2022	69-64	W	24-58	.414	6-24	.250	10-11	.909	10	24	34	34.9	13	16	18	4	9	64	69.5	
at Miami (FL)	02/09/2022	70-79	L	27-56	.482	5-22	.227	20-26	.769	9	22	31	34.7	15	19	12	2	10	79	69.9	
at Virginia	02/12/2022	53-63	L	19-49	.388	4-18	.222	21-23	.913	11	21	32	34.6	11	11	10	7	6	63	69.6	
NC State	02/15/2022	61-76	L	26-63	.413	11-29	.379	13-18	.722	12	33	45	35.0	12	9	13	3	5	76	69.8	
at Pittsburgh	02/19/2022	68-62	W	21-51	.412	5-20	.250	15-20	.750	10	23	33	34.9	15	15	16	2	3	62	69.5	
at Syracuse	02/21/2022	73-74	Lot	24-73	.329	10-32	.313	16-22	.727	14	29	43	35.2	16	12	4	3	7	74	69.7	
Total		1882		668-1561	.428	184-603	.305	362-508	.713	268	683	951	35.2	391	394	363	89	177	1882	69.7	
Georgia Tech		1860		697-1586	.439	196-552	.355	270-385	.701	251	687	938	34.7	493	372	364	72	217	1860	68.9	

Opponents Averages

Games Played	Points/game	FG Pct	3FG Pct	FT Pct	Rebounds/game	Assists/game	Turnovers/game	Assist/Turnover ratio	Steals/game	Blocks/game
27	69.7	42.8	30.5	71.3	35.2	14.6	13.4	1.1	6.6	3.3



**2021-22 Georgia Tech Men's Basketball
Individual Game-by-Game
All games**

#0 DEVOE, Michael

Opponent	Date	GS	MIN	Total		3-Pointers		Free throws		Rebounds				PF	A	TO	BLK	STL	PTS	AVG
				FG-FGA	PCT	3FG-3FGA	PCT	FT-FTA	PCT	OFF	DEF	TOT	AVG							
Miami (OH)	11/09/2021	*	38:25	8-18	.444	4-6	.667	6-6	1.000	1	3	4	4.0	0	2	3	0	1	26	26.0
Stetson	11/12/2021	*	29:40	7-11	.636	3-5	.600	0-1	.000	0	5	5	4.5	3	7	2	0	2	17	21.5
Lamar University	11/15/2021	*	36:19	4-9	.444	2-4	.500	1-2	.500	0	7	7	5.3	0	6	1	0	1	11	18.0
at Georgia	11/19/2021	*	37:00	14-18	.778	4-5	.800	5-6	.833	1	6	7	5.8	4	5	4	0	2	37	22.8
Ga. Southern	11/26/2021	*	30:17	8-16	.500	5-9	.556	5-8	.625	1	3	4	5.4	1	5	4	0	2	26	23.4
Wisconsin	12/01/2021	*	40:00	11-20	.550	5-10	.500	6-7	.857	0	6	6	5.5	3	1	0	0	0	33	25.0
North Carolina	12/05/2021	*	36:38	6-13	.462	1-5	.200	2-2	1.000	0	4	4	5.3	2	1	2	0	4	15	23.6
vs LSU	12/11/2021	*	36:16	4-8	.500	1-3	.333	3-6	.500	1	4	5	5.3	3	3	5	1	0	12	22.1
vs Southern California	12/18/2021	*	34:14	9-22	.409	2-6	.333	5-7	.714	1	3	4	5.1	0	1	0	0	3	25	22.4
Georgia St.	12/21/2021	*	30:07	2-11	.182	1-8	.125	3-6	.500	1	5	6	5.2	5	3	5	1	1	8	21.0
Louisville	01/02/2022	*	33:15	7-16	.438	4-8	.500	5-6	.833	0	2	2	4.9	3	2	4	0	3	23	21.2
at Duke	01/04/2022	*	38:37	8-19	.421	3-10	.300	2-2	1.000	1	6	7	5.1	3	2	2	1	1	21	21.2
Notre Dame	01/08/2022	*	42:43	8-15	.533	1-6	.167	3-3	1.000	1	5	6	5.2	1	3	4	1	1	20	21.1
at Boston College	01/12/2022	*	37:26	5-10	.500	0-2	.000	3-3	1.000	4	5	9	5.4	2	4	4	4	2	13	20.5
at North Carolina	01/15/2022	*	27:31	1-5	.200	0-2	.000	0-0	.000	0	4	4	5.3	3	0	6	0	2	2	19.3
Wake Forest	01/19/2022	*	33:01	9-21	.429	2-9	.222	2-2	1.000	0	1	1	5.1	2	2	2	0	1	22	19.4
Clayton St.	01/23/2022	*	27:04	7-13	.538	4-7	.571	2-3	.667	0	6	6	5.1	0	7	3	0	1	20	19.5
Florida St.	01/26/2022	*	37:29	5-14	.357	2-9	.222	3-4	.750	1	4	5	5.1	1	5	2	0	1	15	19.2
Miami (FL)	01/29/2022	*	31:21	4-11	.364	2-4	.500	2-4	.500	0	5	5	5.1	1	4	3	1	2	12	18.8
at Virginia Tech	02/02/2022	*	37:27	11-19	.579	5-9	.556	3-3	1.000	1	1	2	5.0	2	0	4	0	0	30	19.4
Clemson	02/05/2022	*	32:26	1-7	.143	1-5	.200	0-0	.000	1	1	2	4.8	3	5	3	0	1	3	18.6
at Miami (FL)	02/09/2022	*	36:57	6-15	.400	2-7	.286	6-7	.857	1	6	7	4.9	3	3	3	0	1	20	18.7
at Virginia	02/12/2022	*	37:12	6-15	.400	3-8	.375	2-3	.667	0	3	3	4.8	2	4	3	0	2	17	18.6
NC State	02/15/2022	*	35:20	7-17	.412	2-8	.250	2-2	1.000	1	1	2	4.7	1	4	2	1	1	18	18.6
at Pittsburgh	02/19/2022	*	36:22	8-15	.533	2-6	.333	4-4	1.000	2	4	6	4.8	0	3	2	1	0	22	18.7
at Syracuse	02/21/2022	*	43:35	5-15	.333	4-12	.333	0-0	.000	0	5	5	4.8	1	4	0	0	1	14	18.5
Totals			25 916:42	171-373	.458	65-173	.376	75-97	.773	19	105	124	4.8	49	86	73	11	36	482	18.5

Player Averages

Games Played	Minutes/game	Points/game	FG Pct	3FG Pct	FT Pct	Rebounds/game	Assists/game	Turnovers/game	Assist/Turnover ratio	Steals/game	Blocks/game
26	35.3	18.5	45.8	37.6	77.3	4.8	3.3	2.8	1.2	1.4	0.4



**2021-22 Georgia Tech Men's Basketball
Individual Game-by-Game
All games**

#1 STURDIVANT, Kyle

Opponent	Date	GS	MIN	Total		3-Pointers		Free throws		Rebounds				PF	A	TO	BLK	STL	PTS	AVG	
				FG-FGA	PCT	3FG-3FGA	PCT	FT-FTA	PCT	OFF	DEF	TOT	AVG								
Miami (OH)	11/09/2021	*	22:09	1-5	.200	0-0	.000	2-2	1.000	0	1	1	1.0	0	2	0	1	0	4	4.0	
Stetson	11/12/2021	*	20:01	2-3	.667	0-1	.000	1-3	.333	0	4	4	2.5	2	2	1	0	0	5	4.5	
Lamar University	11/15/2021	*	17:22	1-3	.333	1-3	.333	1-2	.500	0	0	0	1.7	0	1	1	0	0	4	4.3	
at Georgia	11/19/2021	*	15:16	1-4	.250	0-1	.000	2-5	.400	0	1	1	1.5	0	2	1	0	2	4	4.3	
Charleston So.	11/22/2021	*	32:09	7-13	.538	1-2	.500	2-2	1.000	0	1	1	1.4	1	3	2	0	0	17	6.8	
Ga. Southern	11/26/2021	*	29:24	3-7	.429	0-2	.000	5-6	.833	0	5	5	2.0	2	3	2	0	2	11	7.5	
Wisconsin	12/01/2021	*	16:03	0-3	.000	0-1	.000	0-0	.000	1	0	1	1.9	1	4	3	0	1	0	6.4	
North Carolina	12/05/2021	*	23:26	3-6	.500	0-1	.000	3-3	1.000	0	1	1	1.8	2	1	1	0	1	9	6.8	
vs LSU	12/11/2021		17:00	2-3	.667	1-1	1.000	1-2	.500	0	4	4	2.0	2	2	4	0	0	6	6.7	
vs Southern California	12/18/2021		20:28	2-6	.333	1-4	.250	0-0	.000	0	1	1	1.9	1	0	1	0	0	5	6.5	
Georgia St.	12/21/2021		28:21	4-9	.444	2-4	.500	2-2	1.000	1	6	7	2.4	3	1	1	0	1	12	7.0	
Louisville	01/02/2022		25:30	6-13	.462	2-5	.400	0-0	.000	0	2	2	2.3	1	1	0	0	0	14	7.6	
at Duke	01/04/2022	*	20:40	2-5	.400	1-1	1.000	2-2	1.000	0	3	3	2.4	5	2	3	0	0	7	7.5	
Notre Dame	01/08/2022	*	37:58	3-8	.375	2-4	.500	2-2	1.000	1	0	1	2.3	3	4	0	0	2	10	7.7	
at Boston College	01/12/2022	*	19:05	3-6	.500	0-0	.000	0-0	.000	0	2	2	2.3	1	1	0	0	0	6	7.6	
at North Carolina	01/15/2022	*	21:45	2-5	.400	0-1	.000	2-2	1.000	0	1	1	2.2	1	0	0	0	0	6	7.5	
Wake Forest	01/19/2022	*	25:42	2-4	.500	0-0	.000	0-0	.000	1	1	2	2.2	1	1	2	0	2	4	7.3	
Clayton St.	01/23/2022	*	19:53	3-5	.600	1-3	.333	0-0	.000	0	1	1	2.1	0	5	1	0	3	7	7.3	
Florida St.	01/26/2022	*	30:21	4-11	.364	2-6	.333	2-2	1.000	0	4	4	2.2	1	4	0	0	1	12	7.5	
Miami (FL)	01/29/2022	*	24:29	0-5	.000	0-1	.000	0-1	.000	0	2	2	2.2	3	3	2	0	2	0	7.2	
at Virginia Tech	02/02/2022	*	27:11	4-5	.800	1-1	1.000	0-0	.000	1	1	2	2.2	1	3	1	0	2	9	7.2	
Clemson	02/05/2022	*	14:41	3-5	.600	1-2	.500	1-2	.500	0	5	5	2.3	1	2	1	1	0	8	7.3	
at Miami (FL)	02/09/2022	*	25:22	5-11	.455	1-5	.200	1-1	1.000	0	3	3	2.3	5	4	3	0	2	12	7.5	
at Virginia	02/12/2022	*	22:34	1-3	.333	0-0	.000	0-0	.000	0	3	3	2.4	0	0	0	0	1	2	7.3	
NC State	02/15/2022	*	28:08	2-9	.222	2-5	.400	4-4	1.000	1	2	3	2.4	2	3	0	0	1	10	7.4	
at Pittsburgh	02/19/2022	*	29:57	3-6	.500	1-2	.500	0-1	.000	0	3	3	2.4	2	5	3	0	1	7	7.3	
at Syracuse	02/21/2022	*	32:09	3-8	.375	1-4	.250	0-0	.000	0	2	2	2.4	4	3	1	0	1	7	7.3	
Totals			23	647:04	72-171	.421	21-60	.350	33-44	.750	6	59	65	2.4	45	62	34	2	25	198	7.3

Player Averages

Games Played	Minutes/game	Points/game	FG Pct	3FG Pct	FT Pct	Rebounds/game	Assists/game	Turnovers/game	Assist/Turnover ratio	Steals/game	Blocks/game
27	24.0	7.3	42.1	35.0	75.0	2.4	2.3	1.3	1.8	0.9	0.1



**2021-22 Georgia Tech Men's Basketball
Individual Game-by-Game
All games**

#2 GIGIBERIA, Saba

Opponent	Date	GS	MIN	Total		3-Pointers		Free throws		Rebounds				PF	A	TO	BLK	STL	PTS	AVG
				FG-FGA	PCT	3FG-3FGA	PCT	FT-FTA	PCT	OFF	DEF	TOT	AVG							
Miami (OH)	11/09/2021		04:38	1-1	1.000	0-0	.000	0-0	.000	2	2	4	4.0	3	0	1	0	0	2	2.0
Stetson	11/12/2021		08:35	1-2	.500	0-0	.000	0-0	.000	0	1	1	2.5	0	0	0	0	1	2	2.0
at Georgia	11/19/2021		06:03	0-0	.000	0-0	.000	0-0	.000	0	1	1	2.0	0	0	1	0	0	0	1.3
Charleston So.	11/22/2021		12:42	2-3	.667	0-0	.000	2-2	1.000	1	3	4	2.5	1	3	0	2	1	6	2.5
Ga. Southern	11/26/2021		03:00	0-1	.000	0-0	.000	0-0	.000	0	0	0	2.0	2	0	1	0	1	0	2.0
Wisconsin	12/01/2021		03:38	0-0	.000	0-0	.000	0-0	.000	0	0	0	1.7	0	0	1	0	0	0	1.7
North Carolina	12/05/2021		02:42	0-0	.000	0-0	.000	0-0	.000	1	1	2	1.7	2	0	1	0	0	0	1.4
vs Southern California	12/18/2021		09:13	0-2	.000	0-0	.000	0-0	.000	0	5	5	2.1	1	0	0	1	0	0	1.3
Georgia St.	12/21/2021		13:39	1-1	1.000	0-0	.000	0-0	.000	0	3	3	2.2	1	0	3	2	0	2	1.3
at Duke	01/04/2022		14:06	2-6	.333	0-0	.000	2-4	.500	2	4	6	2.6	4	1	1	0	0	6	1.8
Notre Dame	01/08/2022		02:06	0-0	.000	0-0	.000	0-0	.000	0	1	1	2.5	0	1	0	0	0	0	1.6
at North Carolina	01/15/2022		14:01	2-3	.667	0-0	.000	0-2	.000	3	1	4	2.6	4	2	0	1	2	4	1.8
Wake Forest	01/19/2022	*	16:47	4-8	.500	0-0	.000	0-0	.000	1	0	1	2.5	1	3	2	0	0	8	2.3
Clayton St.	01/23/2022		06:02	3-5	.600	0-0	.000	2-2	1.000	2	1	3	2.5	2	1	0	0	0	8	2.7
at Virginia Tech	02/02/2022		00:02	0-1	.000	0-0	.000	0-0	.000	0	0	0	2.3	0	0	0	0	0	0	2.5
Totals		1	117:14	16-33	.485	0-0	.000	6-10	.600	12	23	35	2.3	21	11	11	6	5	38	2.5

Player Averages

Games Played	Minutes/game	Points/game	FG Pct	3FG Pct	FT Pct	Rebounds/game	Assists/game	Turnovers/game	Assist/Turnover ratio	Steals/game	Blocks/game
15	7.8	2.5	48.5	0.0	60.0	2.3	0.7	0.7	1.0	0.3	0.4



**2021-22 Georgia Tech Men's Basketball
Individual Game-by-Game
All games**

#4 USHER, Jordan

Opponent	Date	GS	MIN	Total		3-Pointers		Free throws		Rebounds				PF	A	TO	BLK	STL	PTS	AVG	
				FG-FGA	PCT	3FG-3FGA	PCT	FT-FTA	PCT	OFF	DEF	TOT	AVG								
Miami (OH)	11/09/2021	*	36:06	4-12	.333	0-4	.000	4-4	1.000	0	9	9	9.0	5	3	3	1	1	12	12.0	
Stetson	11/12/2021	*	30:01	7-10	.700	0-0	.000	0-2	.000	2	9	11	10.0	2	5	4	0	1	14	13.0	
Lamar University	11/15/2021	*	31:55	6-16	.375	1-5	.200	2-4	.500	4	4	8	9.3	3	3	4	0	1	15	13.7	
at Georgia	11/19/2021	*	35:49	9-14	.643	1-3	.333	2-2	1.000	0	4	4	8.0	3	2	2	2	1	21	15.5	
Charleston So.	11/22/2021	*	35:26	9-15	.600	3-4	.750	3-4	.750	1	9	10	8.4	0	3	1	0	1	24	17.2	
Ga. Southern	11/26/2021	*	36:25	4-11	.364	1-5	.200	0-3	.000	1	9	10	8.7	2	2	3	0	1	9	15.8	
Wisconsin	12/01/2021	*	28:57	2-7	.286	1-4	.250	0-0	.000	0	2	2	7.7	4	0	2	0	0	5	14.3	
North Carolina	12/05/2021	*	23:36	4-10	.400	0-1	.000	0-0	.000	1	2	3	7.1	2	1	2	0	0	8	13.5	
vs LSU	12/11/2021	*	36:29	5-9	.556	1-4	.250	4-6	.667	0	6	6	7.0	2	2	6	0	4	15	13.7	
vs Southern California	12/18/2021	*	28:59	5-14	.357	1-2	.500	0-0	.000	2	3	5	6.8	3	0	1	0	1	11	13.4	
Georgia St.	12/21/2021	*	39:16	8-14	.571	5-6	.833	9-10	.900	2	9	11	7.2	3	0	1	0	3	30	14.9	
Louisville	01/02/2022	*	38:13	6-11	.545	3-6	.500	2-2	1.000	1	5	6	7.1	2	4	2	0	2	17	15.1	
at Duke	01/04/2022	*	33:34	4-9	.444	0-0	.000	3-4	.750	2	2	4	6.8	3	1	2	0	1	11	14.8	
Notre Dame	01/08/2022	*	40:04	7-17	.412	2-7	.286	0-0	.000	1	13	14	7.4	2	6	5	0	0	16	14.9	
at Boston College	01/12/2022	*	27:17	6-12	.500	1-4	.250	1-4	.250	1	4	5	7.2	5	4	3	0	2	14	14.8	
at North Carolina	01/15/2022	*	29:54	9-16	.563	1-3	.333	3-3	1.000	0	7	7	7.2	4	3	1	0	2	22	15.3	
Wake Forest	01/19/2022	*	22:40	5-10	.500	1-4	.250	2-6	.333	2	3	5	7.1	2	0	2	0	2	13	15.1	
Clayton St.	01/23/2022	*	23:43	7-11	.636	2-4	.500	0-0	.000	2	3	5	6.9	0	1	2	0	1	16	15.2	
Florida St.	01/26/2022	*	37:41	6-14	.429	3-7	.429	4-6	.667	1	7	8	7.0	3	5	0	0	5	19	15.4	
Miami (FL)	01/29/2022	*	36:42	7-14	.500	1-6	.167	0-1	.000	1	9	10	7.2	2	6	3	0	0	15	15.4	
at Virginia Tech	02/02/2022	*	26:18	3-12	.250	2-6	.333	0-0	.000	0	3	3	7.0	5	1	2	0	0	8	15.0	
Clemson	02/05/2022	*	25:19	5-11	.455	2-5	.400	2-3	.667	1	3	4	6.8	3	2	4	0	3	14	15.0	
at Miami (FL)	02/09/2022	*	28:01	6-10	.600	1-4	.250	3-4	.750	0	3	3	6.7	4	2	6	0	0	16	15.0	
at Virginia	02/12/2022	*	36:27	3-8	.375	1-3	.333	4-5	.800	0	5	5	6.6	4	5	3	1	3	11	14.8	
NC State	02/15/2022	*	24:01	3-12	.250	0-2	.000	2-2	1.000	0	3	3	6.4	0	2	3	0	0	8	14.6	
at Pittsburgh	02/19/2022	*	31:01	4-9	.444	0-3	.000	2-2	1.000	1	7	8	6.5	3	5	2	0	4	10	14.4	
at Syracuse	02/21/2022	*	29:33	6-13	.462	0-2	.000	2-2	1.000	6	7	13	6.7	3	5	5	0	0	14	14.4	
Totals			27	853:27	150-321	.467	34-104	.327	54-79	.684	32	150	182	6.7	74	73	74	4	39	388	14.4

Player Averages

Games Played	Minutes/ game	Points/ game	FG Pct	3FG Pct	FT Pct	Rebounds/ game	Assists/ game	Turnovers/ game	Assist/Turnover ratio	Steals/ game	Blocks/ game
27	31.6	14.4	46.7	32.7	68.4	6.7	2.7	2.7	1.0	1.4	0.1



**2021-22 Georgia Tech Men's Basketball
Individual Game-by-Game
All games**

#5 SMITH, Deivon

Opponent	Date	GS	MIN	Total		3-Pointers		Free throws		Rebounds				PF	A	TO	BLK	STL	PTS	AVG
				FG-FGA	PCT	3FG-3FGA	PCT	FT-FTA	PCT	OFF	DEF	TOT	AVG							
Miami (OH)	11/09/2021		25:12	2-6	.333	0-0	.000	2-4	.500	1	1	2	2.0	4	3	3	0	1	6	6.0
Stetson	11/12/2021		21:29	4-11	.364	1-2	.500	0-0	.000	2	2	4	3.0	1	2	1	0	2	9	7.5
Lamar University	11/15/2021		21:40	2-6	.333	1-1	1.000	0-0	.000	0	2	2	2.7	3	5	1	0	0	5	6.7
at Georgia	11/19/2021		21:59	3-6	.500	1-2	.500	0-0	.000	1	2	3	2.8	4	4	2	0	2	7	6.8
Charleston So.	11/22/2021	*	30:05	4-12	.333	0-1	.000	3-5	.600	1	2	3	2.8	3	2	0	0	1	11	7.6
Wisconsin	12/01/2021		26:18	4-10	.400	0-0	.000	1-1	1.000	3	8	11	4.2	3	0	1	0	1	9	7.8
North Carolina	12/05/2021		15:31	2-6	.333	0-0	.000	0-0	.000	1	1	2	3.9	0	4	3	1	0	4	7.3
vs LSU	12/11/2021	*	20:04	0-6	.000	0-3	.000	0-0	.000	0	1	1	3.5	4	0	3	0	2	0	6.4
vs Southern California	12/18/2021	*	22:25	2-5	.400	0-2	.000	0-0	.000	0	5	5	3.7	2	1	1	0	2	4	6.1
Georgia St.	12/21/2021	*	20:49	2-5	.400	0-0	.000	0-0	.000	0	3	3	3.6	2	2	6	0	1	4	5.9
Louisville	01/02/2022	*	10:46	0-5	.000	0-0	.000	0-0	.000	1	0	1	3.4	1	0	0	0	0	0	5.4
Notre Dame	01/08/2022		07:02	1-3	.333	0-0	.000	0-0	.000	1	2	3	3.3	0	0	1	0	0	2	5.1
at Boston College	01/12/2022		24:17	3-4	.750	0-1	.000	3-4	.750	2	3	5	3.5	2	3	3	2	1	9	5.4
at North Carolina	01/15/2022		24:13	7-11	.636	1-1	1.000	1-4	.250	0	1	1	3.3	3	3	0	0	2	16	6.1
Wake Forest	01/19/2022		15:18	1-1	1.000	0-0	.000	0-0	.000	0	2	2	3.2	1	3	4	0	0	2	5.9
Clayton St.	01/23/2022		21:12	2-10	.200	0-0	.000	0-0	.000	4	1	5	3.3	2	2	1	1	1	4	5.8
Florida St.	01/26/2022		12:10	1-2	.500	0-0	.000	0-0	.000	1	0	1	3.2	0	0	3	0	1	2	5.5
Miami (FL)	01/29/2022		19:38	2-4	.500	0-0	.000	0-2	.000	2	3	5	3.3	1	3	1	0	1	4	5.4
at Virginia Tech	02/02/2022		18:31	3-7	.429	1-3	.333	2-2	1.000	0	2	2	3.2	0	2	0	0	2	9	5.6
Clemson	02/05/2022		25:44	6-10	.600	0-1	.000	4-5	.800	4	4	8	3.5	1	6	5	0	1	16	6.2
at Miami (FL)	02/09/2022		21:45	3-5	.600	0-1	.000	0-0	.000	0	7	7	3.6	2	0	2	1	1	6	6.1
at Virginia	02/12/2022		17:26	4-5	.800	0-0	.000	0-0	.000	1	2	3	3.6	3	0	0	0	0	8	6.2
NC State	02/15/2022		15:11	0-3	.000	0-0	.000	0-0	.000	0	1	1	3.5	1	1	0	0	3	0	6.0
at Pittsburgh	02/19/2022		13:28	0-1	.000	0-0	.000	0-0	.000	0	1	1	3.4	1	2	1	0	0	0	5.7
Totals		5	472:12	58-144	.403	5-18	.278	16-27	.593	25	56	81	3.4	44	48	42	5	25	137	5.7

Player Averages

Games Played	Minutes/game	Points/game	FG Pct	3FG Pct	FT Pct	Rebounds/game	Assists/game	Turnovers/game	Assist/Turnover ratio	Steals/game	Blocks/game
24	19.7	5.7	40.3	27.8	59.3	3.4	2.0	1.8	1.1	1.0	0.2



**2021-22 Georgia Tech Men's Basketball
Individual Game-by-Game
All games**

#10 COLEMAN, Dallan "Deebo"

Opponent	Date	GS	MIN	Total		3-Pointers		Free throws		Rebounds				PF	A	TO	BLK	STL	PTS	AVG
				FG-FGA	PCT	3FG-3FGA	PCT	FT-FTA	PCT	OFF	DEF	TOT	AVG							
Miami (OH)	11/09/2021		17:08	1-2	.500	0-1	.000	2-2	1.000	0	3	3	3.0	5	0	1	0	0	4	4.0
Stetson	11/12/2021		24:20	4-7	.571	4-6	.667	0-0	.000	0	2	2	2.5	0	1	3	0	0	12	8.0
Lamar University	11/15/2021		30:07	6-8	.750	5-7	.714	2-3	.667	0	2	2	2.3	3	3	0	0	1	19	11.7
at Georgia	11/19/2021		23:25	2-4	.500	1-2	.500	0-0	.000	0	2	2	2.3	2	0	0	0	0	5	10.0
Charleston So.	11/22/2021		16:56	1-3	.333	0-2	.000	1-2	.500	0	1	1	2.0	3	0	2	0	0	3	8.6
Ga. Southern	11/26/2021	*	24:36	1-3	.333	1-2	.500	0-0	.000	0	2	2	2.0	2	0	1	0	0	3	7.7
Wisconsin	12/01/2021		21:47	0-2	.000	0-0	.000	2-2	1.000	2	3	5	2.4	1	1	0	1	3	2	6.9
North Carolina	12/05/2021		25:08	5-7	.714	3-4	.750	0-0	.000	0	1	1	2.3	1	0	0	0	3	13	7.6
vs LSU	12/11/2021		19:32	1-3	.333	0-1	.000	0-0	.000	1	0	1	2.1	3	1	0	0	1	2	7.0
vs Southern California	12/18/2021		24:19	1-5	.200	1-2	.500	0-0	.000	0	0	0	1.9	2	1	1	0	0	3	6.6
Louisville	01/02/2022		18:14	0-2	.000	0-2	.000	2-2	1.000	0	1	1	1.8	2	0	0	0	1	2	6.2
at Duke	01/04/2022		20:40	1-5	.200	1-2	.500	0-0	.000	0	1	1	1.8	3	0	0	1	0	3	5.9
Notre Dame	01/08/2022		23:29	1-5	.200	1-5	.200	3-4	.750	0	2	2	1.8	2	1	1	0	3	6	5.9
at Boston College	01/12/2022	*	29:32	4-8	.500	3-6	.500	0-0	.000	3	2	5	2.0	4	2	1	0	2	11	6.3
at North Carolina	01/15/2022	*	22:32	1-6	.167	0-2	.000	0-0	.000	0	1	1	1.9	3	0	1	0	0	2	6.0
Wake Forest	01/19/2022		20:48	2-9	.222	1-5	.200	0-0	.000	0	3	3	2.0	0	0	0	0	3	5	5.9
Clayton St.	01/23/2022		23:30	4-5	.800	4-5	.800	0-0	.000	0	2	2	2.0	3	0	0	0	1	12	6.3
Florida St.	01/26/2022		25:29	5-8	.625	3-5	.600	1-2	.500	0	2	2	2.0	2	0	0	0	0	14	6.7
Miami (FL)	01/29/2022		26:00	1-6	.167	1-4	.250	0-0	.000	0	1	1	1.9	2	1	1	0	3	3	6.5
at Virginia Tech	02/02/2022		24:33	2-5	.400	1-2	.500	1-1	1.000	0	2	2	2.0	2	1	0	0	0	6	6.5
Clemson	02/05/2022		21:21	3-8	.375	3-7	.429	0-0	.000	0	1	1	1.9	3	1	3	0	0	9	6.6
at Miami (FL)	02/09/2022		31:28	6-10	.600	3-7	.429	0-0	.000	1	0	1	1.9	3	1	1	0	3	15	7.0
at Virginia	02/12/2022		23:34	0-2	.000	0-1	.000	0-0	.000	0	2	2	1.9	3	0	2	1	1	0	6.7
NC State	02/15/2022		27:12	1-6	.167	1-4	.250	0-0	.000	0	2	2	1.9	3	0	0	0	0	3	6.5
at Pittsburgh	02/19/2022		23:39	2-7	.286	2-4	.500	2-2	1.000	1	0	1	1.8	3	1	0	0	0	8	6.6
at Syracuse	02/21/2022		17:60	2-4	.500	2-4	.500	2-3	.667	1	1	2	1.8	2	0	1	0	0	8	6.7
Totals		3	607:18	57-140	.407	41-92	.446	18-23	.783	9	39	48	1.8	62	15	19	3	25	173	6.7

Player Averages

Games Played	Minutes/ game	Points/ game	FG Pct	3FG Pct	FT Pct	Rebounds/ game	Assists/ game	Turnovers/ game	Assist/Turnover ratio	Steals/ game	Blocks/ game
26	23.4	6.7	40.7	44.6	78.3	1.8	0.6	0.7	0.8	1.0	0.1



2021-22 Georgia Tech Men's Basketball
Individual Game-by-Game
All games

#11 MAXWELL, Tristan

Opponent	Date	GS	MIN	Total		3-Pointers		Free throws		Rebounds				PF	A	TO	BLK	STL	PTS	AVG
				FG-FGA	PCT	3FG-3FGA	PCT	FT-FTA	PCT	OFF	DEF	TOT	AVG							
Georgia St.	12/21/2021		04:23	1-2	.500	0-1	.000	0-0	.000	1	0	1	1.0	0	0	0	0	0	2	2.0
Notre Dame	01/08/2022		13:22	2-6	.333	0-2	.000	0-0	.000	0	0	0	0.5	1	0	0	0	0	4	3.0
at Boston College	01/12/2022		25:56	7-11	.636	7-11	.636	1-2	.500	0	1	1	0.7	3	0	1	0	0	22	9.3
at North Carolina	01/15/2022		23:17	0-6	.000	0-3	.000	0-0	.000	0	2	2	1.0	1	1	1	0	0	0	7.0
Wake Forest	01/19/2022		10:56	1-7	.143	1-3	.333	1-2	.500	1	3	4	1.6	0	1	1	0	1	4	6.4
Totals		0	77:54	11-32	.344	8-20	.400	2-4	.500	2	6	8	1.6	5	2	3	0	1	32	6.4

Player Averages

Games Played	Minutes/game	Points/game	FG Pct	3FG Pct	FT Pct	Rebounds/game	Assists/game	Turnovers/game	Assist/Turnover ratio	Steals/game	Blocks/game
5	15.6	6.4	34.4	40.0	50.0	1.6	0.4	0.6	0.7	0.2	0.0



**2021-22 Georgia Tech Men's Basketball
Individual Game-by-Game
All games**

#12 MOORE, Khalid

Opponent	Date	GS	MIN	Total		3-Pointers		Free throws		Rebounds				PF	A	TO	BLK	STL	PTS	AVG	
				FG-FGA	PCT	3FG-3FGA	PCT	FT-FTA	PCT	OFF	DEF	TOT	AVG								
Miami (OH)	11/09/2021	*	21:31	2-9	.222	0-5	.000	1-1	1.000	2	1	3	3.0	2	1	1	0	3	5	5.0	
Stetson	11/12/2021	*	17:36	2-6	.333	0-1	.000	1-1	1.000	2	1	3	3.0	2	1	3	0	2	5	5.0	
Lamar University	11/15/2021	*	19:59	2-6	.333	1-3	.333	0-0	.000	0	5	5	3.7	2	0	0	0	0	5	5.0	
at Georgia	11/19/2021	*	20:39	0-0	.000	0-0	.000	2-2	1.000	2	3	5	4.0	4	0	2	0	0	2	4.3	
Charleston So.	11/22/2021	*	26:17	2-4	.500	0-0	.000	0-0	.000	3	3	6	4.4	0	0	2	0	2	4	4.2	
Ga. Southern	11/26/2021	*	23:52	1-3	.333	0-0	.000	0-0	.000	1	2	3	4.2	1	0	1	0	0	2	3.8	
Wisconsin	12/01/2021	*	22:24	3-3	1.000	0-0	.000	2-2	1.000	0	2	2	3.9	4	0	0	0	0	8	4.4	
North Carolina	12/05/2021	*	30:18	5-8	.625	2-3	.667	1-2	.500	0	3	3	3.8	1	1	1	1	3	13	5.5	
vs LSU	12/11/2021	*	32:43	3-4	.750	0-1	.000	1-2	.500	3	2	5	3.9	3	0	2	0	1	7	5.7	
vs Southern California	12/18/2021	*	25:13	1-3	.333	0-0	.000	0-0	.000	5	3	8	4.3	4	2	1	0	1	2	5.3	
Georgia St.	12/21/2021	*	33:02	3-7	.429	0-0	.000	5-6	.833	3	3	6	4.5	1	2	1	0	0	11	5.8	
Louisville	01/02/2022	*	28:52	3-5	.600	0-0	.000	0-2	.000	0	4	4	4.4	1	2	1	1	1	6	5.8	
at Duke	01/04/2022	*	23:59	3-9	.333	1-2	.500	0-0	.000	0	2	2	4.2	5	0	0	2	0	7	5.9	
Notre Dame	01/08/2022	*	35:34	3-9	.333	0-2	.000	2-3	.667	2	2	4	4.2	1	0	0	1	0	8	6.1	
at Boston College	01/12/2022	*	21:02	0-3	.000	0-0	.000	2-2	1.000	1	3	4	4.2	4	2	2	0	3	2	5.8	
at North Carolina	01/15/2022	*	22:15	2-3	.667	0-0	.000	1-2	.500	1	1	2	4.1	0	1	2	0	1	5	5.8	
Wake Forest	01/19/2022	*	27:39	1-3	.333	0-1	.000	2-2	1.000	2	1	3	4.0	3	1	0	0	1	4	5.6	
Clayton St.	01/23/2022	*	17:49	3-5	.600	1-1	1.000	2-2	1.000	1	3	4	4.0	0	1	0	0	2	9	5.8	
Florida St.	01/26/2022	*	26:19	1-2	.500	0-0	.000	7-10	.700	1	1	2	3.9	5	1	1	0	5	9	6.0	
Miami (FL)	01/29/2022	*	35:05	9-12	.750	0-0	.000	1-2	.500	2	1	3	3.9	4	0	2	0	1	19	6.7	
at Virginia Tech	02/02/2022	*	21:33	0-6	.000	0-2	.000	0-0	.000	2	1	3	3.8	4	0	1	0	1	0	6.3	
Clemson	02/05/2022	*	22:37	2-4	.500	0-0	.000	1-1	1.000	0	2	2	3.7	0	1	0	0	1	5	6.3	
at Miami (FL)	02/09/2022	*	21:18	0-2	.000	0-0	.000	0-0	.000	1	1	2	3.7	5	1	0	0	0	0	6.0	
at Virginia	02/12/2022	*	16:26	0-3	.000	0-0	.000	1-2	.500	1	1	2	3.6	1	0	0	0	0	1	5.8	
NC State	02/15/2022	*	22:28	2-3	.667	0-0	.000	0-1	.000	0	4	4	3.6	1	0	4	0	1	4	5.7	
at Pittsburgh	02/19/2022	*	25:29	3-6	.500	1-2	.500	0-0	.000	0	4	4	3.6	2	1	0	1	0	7	5.8	
at Syracuse	02/21/2022	*	29:09	0-5	.000	0-0	.000	1-2	.500	2	4	6	3.7	0	1	2	0	1	1	5.6	
Totals			27	671:09	56-133	.421	6-23	.261	33-47	.702	37	63	100	3.7	60	19	29	6	30	151	5.6

Player Averages

Games Played	Minutes/game	Points/game	FG Pct	3FG Pct	FT Pct	Rebounds/game	Assists/game	Turnovers/game	Assist/Turnover ratio	Steals/game	Blocks/game
27	24.9	5.6	42.1	26.1	70.2	3.7	0.7	1.1	0.7	1.1	0.2



**2021-22 Georgia Tech Men's Basketball
Individual Game-by-Game
All games**

#13 KELLY, Miles

Opponent	Date	GS	MIN	Total		3-Pointers		Free throws		Rebounds				PF	A	TO	BLK	STL	PTS	
				FG-FGA	PCT	3FG-3FGA	PCT	FT-FTA	PCT	OFF	DEF	TOT	AVG						PTS	AVG
Miami (OH)	11/09/2021		04:15	0-1	.000	0-1	.000	0-0	.000	0	0	0	0.0	1	0	0	0	0	0	0.0
Stetson	11/12/2021		13:55	3-7	.429	1-4	.250	0-0	.000	1	0	1	0.5	0	1	1	0	1	7	3.5
Lamar University	11/15/2021		10:16	3-4	.750	1-2	.500	0-0	.000	0	0	0	0.3	0	1	1	0	0	7	4.7
at Georgia	11/19/2021		13:52	1-2	.500	1-2	.500	1-2	.500	0	3	3	1.0	2	0	1	1	0	4	4.5
Charleston So.	11/22/2021		19:07	4-6	.667	0-2	.000	0-0	.000	0	1	1	1.0	1	2	0	0	2	8	5.2
Ga. Southern	11/26/2021		10:53	0-2	.000	0-2	.000	0-0	.000	1	1	2	1.2	2	0	1	0	0	0	4.3
Wisconsin	12/01/2021		04:31	0-1	.000	0-1	.000	0-0	.000	0	2	2	1.3	1	0	0	0	0	0	3.7
North Carolina	12/05/2021		12:39	0-4	.000	0-2	.000	0-0	.000	0	1	1	1.3	2	0	1	0	0	0	3.3
vs LSU	12/11/2021		09:34	2-4	.500	0-2	.000	0-0	.000	0	0	0	1.1	0	1	1	0	1	4	3.3
vs Southern California	12/18/2021		15:31	1-7	.143	0-3	.000	0-0	.000	0	0	0	1.0	2	0	0	0	0	2	3.2
Georgia St.	12/21/2021		26:15	1-5	.200	1-3	.333	0-0	.000	1	2	3	1.2	0	0	3	0	0	3	3.2
Louisville	01/02/2022		09:35	0-2	.000	0-2	.000	0-0	.000	0	0	0	1.1	3	0	1	0	1	0	2.9
Notre Dame	01/08/2022		05:04	1-3	.333	0-1	.000	0-0	.000	0	1	1	1.1	0	0	0	0	0	2	2.8
at Boston College	01/12/2022		13:52	1-3	.333	0-1	.000	2-2	1.000	0	2	2	1.1	1	1	1	0	0	4	2.9
at North Carolina	01/15/2022		10:58	2-3	.667	1-2	.500	0-0	.000	0	0	0	1.1	0	0	0	0	0	5	3.1
Wake Forest	01/19/2022		10:44	0-0	.000	0-0	.000	1-1	1.000	0	3	3	1.2	0	0	2	1	0	1	2.9
Clayton St.	01/23/2022		21:25	2-5	.400	2-3	.667	0-0	.000	0	1	1	1.2	3	1	0	0	0	6	3.1
Miami (FL)	01/29/2022		15:38	3-6	.500	3-6	.500	0-0	.000	0	0	0	1.1	2	0	0	0	1	9	3.4
at Virginia Tech	02/02/2022		13:06	0-2	.000	0-2	.000	0-0	.000	0	3	3	1.2	3	0	2	0	0	0	3.3
Clemson	02/05/2022		23:00	3-5	.600	3-5	.600	1-2	.500	1	2	3	1.3	0	0	2	0	0	10	3.6
at Miami (FL)	02/09/2022		17:41	0-1	.000	0-0	.000	1-2	.500	0	0	0	1.2	1	2	1	0	2	1	3.5
at Virginia	02/12/2022		04:50	1-1	1.000	0-0	.000	0-0	.000	0	0	0	1.2	0	0	0	0	0	2	3.4
NC State	02/15/2022		06:47	1-4	.250	0-3	.000	0-1	.000	0	2	2	1.2	1	0	1	0	2	2	3.3
at Pittsburgh	02/19/2022		01:39	0-1	.000	0-1	.000	0-0	.000	0	0	0	1.2	1	0	0	0	0	0	3.2
at Syracuse	02/21/2022		21:11	2-5	.400	2-5	.400	0-0	.000	0	4	4	1.3	0	2	0	0	0	6	3.3
Totals		0	316:19	31-84	.369	15-55	.273	6-10	.600	4	28	32	1.3	26	11	19	2	10	83	3.3

Player Averages

Games Played	Minutes/game	Points/game	FG Pct	3FG Pct	FT Pct	Rebounds/game	Assists/game	Turnovers/game	Assist/Turnover ratio	Steals/game	Blocks/game
25	12.7	3.3	36.9	27.3	60.0	1.3	0.4	0.8	0.6	0.4	0.1



**2021-22 Georgia Tech Men's Basketball
Individual Game-by-Game
All games**

#14 MOORE, Jalon

Opponent	Date	GS	MIN	Total		3-Pointers		Free throws		Rebounds				PF	A	TO	BLK	STL	PTS	AVG
				FG-FGA	PCT	3FG-3FGA	PCT	FT-FTA	PCT	OFF	DEF	TOT	AVG							
Stetson	11/12/2021		04:16	2-6	.333	0-0	.000	0-0	.000	0	2	2	2.0	1	0	0	0	0	4	4.0
Ga. Southern	11/26/2021		05:34	0-1	.000	0-0	.000	0-2	.000	1	1	2	2.0	0	0	0	1	0	0	2.0
Louisville	01/02/2022		00:42	0-0	.000	0-0	.000	0-0	.000	0	0	0	1.3	0	0	0	0	0	0	1.3
at North Carolina	01/15/2022		03:34	1-1	1.000	0-0	.000	1-1	1.000	0	2	2	1.5	1	0	0	0	0	3	1.8
Clayton St.	01/23/2022		13:12	5-6	.833	1-1	1.000	2-2	1.000	3	3	6	2.4	0	0	2	1	1	13	4.0
at Virginia Tech	02/02/2022		07:32	0-0	.000	0-0	.000	0-0	.000	1	1	2	2.3	3	0	1	0	0	0	3.3
at Virginia	02/12/2022		02:24	0-0	.000	0-0	.000	0-0	.000	0	0	0	2.0	1	0	1	0	0	0	2.9
NC State	02/15/2022		06:07	1-2	.500	0-0	.000	0-0	.000	0	0	0	1.8	1	0	0	1	1	2	2.8
at Syracuse	02/21/2022		15:17	1-4	.250	0-0	.000	2-4	.500	1	3	4	2.0	1	2	0	1	0	4	2.9
Totals		0	58:37	10-20	.500	1-1	1.000	5-9	.556	6	12	18	2.0	8	2	4	4	2	26	2.9

Player Averages

Games Played	Minutes/game	Points/game	FG Pct	3FG Pct	FT Pct	Rebounds/game	Assists/game	Turnovers/game	Assist/Turnover ratio	Steals/game	Blocks/game
9	6.5	2.9	50.0	100.0	55.6	2.0	0.2	0.4	0.5	0.2	0.4



**2021-22 Georgia Tech Men's Basketball
Individual Game-by-Game
All games**

#23 MEKA, Jordan

Opponent	Date	GS	MIN	Total		3-Pointers		Free throws		Rebounds				PF	A	TO	BLK	STL	PTS	AVG
				FG-FGA	PCT	3FG-3FGA	PCT	FT-FTA	PCT	OFF	DEF	TOT	AVG							
Stetson	11/12/2021		04:27	0-0	.000	0-0	.000	0-0	.000	0	1	1	1.0	0	0	0	0	0	0	0.0
Lamar University	11/15/2021		04:57	0-1	.000	0-0	.000	0-0	.000	0	1	1	1.0	1	0	0	0	0	0	0.0
Georgia St.	12/21/2021		21:19	0-2	.000	0-0	.000	0-0	.000	1	6	7	3.0	4	2	1	2	0	0	0.0
Louisville	01/02/2022	*	20:15	1-1	1.000	0-0	.000	0-0	.000	2	2	4	3.3	5	1	0	2	0	2	0.5
at Duke	01/04/2022	*	21:24	1-6	.167	0-0	.000	0-0	.000	4	4	8	4.2	3	0	0	3	0	2	0.8
Notre Dame	01/08/2022	*	17:38	0-1	.000	0-0	.000	0-0	.000	2	3	5	4.3	2	0	2	1	0	0	0.7
at Boston College	01/12/2022		01:33	0-0	.000	0-0	.000	0-0	.000	0	0	0	3.7	0	0	0	0	0	0	0.6
Clayton St.	01/23/2022		14:22	2-3	.667	0-0	.000	0-0	.000	2	3	5	3.9	4	3	0	0	2	4	1.0
Clemson	02/05/2022		27:17	1-5	.200	0-0	.000	0-0	.000	2	3	5	4.0	4	0	0	0	3	2	1.1
at Miami (FL)	02/09/2022		15:20	0-1	.000	0-0	.000	0-0	.000	1	4	5	4.1	4	1	1	2	1	0	1.0
at Virginia	02/12/2022	*	09:37	1-2	.500	0-0	.000	0-0	.000	0	0	0	3.7	1	0	0	0	0	2	1.1
NC State	02/15/2022		02:19	0-0	.000	0-0	.000	0-0	.000	0	0	0	3.4	0	0	0	0	0	0	1.0
at Pittsburgh	02/19/2022		05:12	0-2	.000	0-0	.000	0-0	.000	0	0	0	3.2	3	0	0	0	0	0	0.9
Totals		4	165:40	6-24	.250	0-0	.000	0-0	.000	14	27	41	3.2	31	7	4	10	6	12	0.9

Player Averages

Games Played	Minutes/game	Points/game	FG Pct	3FG Pct	FT Pct	Rebounds/game	Assists/game	Turnovers/game	Assist/Turnover ratio	Steals/game	Blocks/game
13	12.7	0.9	25.0	0.0	0.0	3.2	0.5	0.3	1.8	0.5	0.8



**2021-22 Georgia Tech Men's Basketball
Individual Game-by-Game
All games**

#24 HOWARD, Rodney

Opponent	Date	GS	MIN	Total		3-Pointers		Free throws		Rebounds				PF	A	TO	BLK	STL	PTS	AVG	
				FG-FGA	PCT	3FG-3FGA	PCT	FT-FTA	PCT	OFF	DEF	TOT	AVG								
Miami (OH)	11/09/2021	*	30:36	5-7	.714	0-0	.000	0-1	.000	3	11	14	14.0	3	0	2	1	0	10	10.0	
Stetson	11/12/2021	*	25:40	1-1	1.000	0-0	.000	0-0	.000	0	4	4	9.0	2	3	1	1	0	2	6.0	
Lamar University	11/15/2021	*	27:25	4-9	.444	0-0	.000	1-2	.500	3	5	8	8.7	3	3	2	1	0	9	7.0	
at Georgia	11/19/2021	*	25:57	4-8	.500	0-0	.000	0-0	.000	5	2	7	8.3	5	4	1	1	1	8	7.3	
Charleston So.	11/22/2021	*	27:18	6-6	1.000	0-0	.000	0-0	.000	2	4	6	7.8	4	3	3	0	0	12	8.2	
Ga. Southern	11/26/2021	*	35:59	4-7	.571	0-0	.000	2-5	.400	4	2	6	7.5	2	3	1	1	2	10	8.5	
Wisconsin	12/01/2021	*	36:22	2-7	.286	0-0	.000	5-8	.625	3	2	5	7.1	3	1	2	2	0	9	8.6	
North Carolina	12/05/2021	*	30:02	0-0	.000	0-0	.000	0-0	.000	0	2	2	6.5	4	0	2	1	0	0	7.5	
vs LSU	12/11/2021	*	28:22	3-11	.273	0-0	.000	1-2	.500	1	2	3	6.1	4	2	0	4	0	7	7.4	
vs Southern California	12/18/2021	*	19:38	0-0	.000	0-0	.000	1-2	.500	1	2	3	5.8	1	0	2	0	0	1	6.8	
Georgia St.	12/21/2021	*	07:49	0-0	.000	0-0	.000	0-0	.000	1	1	2	5.5	0	1	2	0	0	0	6.2	
Wake Forest	01/19/2022	*	16:25	0-2	.000	0-0	.000	1-2	.500	2	2	4	5.3	0	3	0	1	1	1	5.8	
Clayton St.	01/23/2022	*	09:12	1-2	.500	0-0	.000	2-2	1.000	2	1	3	5.2	5	0	1	0	1	4	5.6	
Florida St.	01/26/2022	*	30:31	2-3	.667	0-0	.000	0-0	.000	4	3	7	5.3	4	0	2	0	0	4	5.5	
Miami (FL)	01/29/2022	*	11:07	0-1	.000	0-0	.000	0-0	.000	0	0	0	4.9	4	0	2	0	1	0	5.1	
at Virginia Tech	02/02/2022	*	23:46	1-3	.333	0-0	.000	2-2	1.000	2	4	6	5.0	3	1	1	2	2	4	5.1	
Clemson	02/05/2022	*	07:35	1-2	.500	0-0	.000	0-0	.000	0	1	1	4.8	0	1	0	0	1	2	4.9	
at Miami (FL)	02/09/2022	*	02:07	0-0	.000	0-0	.000	0-0	.000	0	0	0	4.5	0	0	0	0	0	0	4.6	
at Virginia	02/12/2022	*	29:30	5-7	.714	0-0	.000	0-0	.000	2	3	5	4.5	4	3	3	0	0	10	4.9	
NC State	02/15/2022	*	32:27	7-8	.875	0-0	.000	0-1	.000	5	6	11	4.9	5	1	0	2	0	14	5.4	
at Pittsburgh	02/19/2022	*	33:13	6-9	.667	0-0	.000	2-2	1.000	4	3	7	5.0	5	1	1	0	1	14	5.8	
at Syracuse	02/21/2022	*	36:08	7-12	.583	0-0	.000	5-6	.833	3	7	10	5.2	5	1	3	2	0	19	6.4	
Totals			20	527:09	59-105	.562	0-0	.000	22-35	.629	47	67	114	5.2	66	31	31	19	10	140	6.4

Player Averages

Games Played	Minutes/game	Points/game	FG Pct	3FG Pct	FT Pct	Rebounds/game	Assists/game	Turnovers/game	Assist/Turnover ratio	Steals/game	Blocks/game
22	24.0	6.4	56.2	0.0	62.9	5.2	1.4	1.4	1.0	0.5	0.9



Georgia Tech Men's Basketball
Individual Career Summaries
All games

BOYD, Coleman

				Field Goals		3-Point		F-Throws		Rebounds									Scoring	
SEASON	TEAM	GP-GS	MIN/AVG	FG-FGA	FG%	3FG-3FGA	3FG%	FT-FTA	FT%	OFF	DEF	TOT	AVG	PF-FO	A	TO	BLK	STL	PTS	AVG
2019-20	GaTech	4-0	7/1.8	2-5	.400	1-4	.250	0-0	.000	0	2	2	0.5	1-0	3	0	0	1	5	1.3
2020-21	GaTech	2-0	2/1.0	0-0	.000	0-0	.000	0-0	.000	0	0	0	0.0	0-0	0	0	0	0	0	0.0
2021-22	GaTech	1-0	1/1.3	0-0	.000	0-0	.000	0-0	.000	0	0	0	0.0	0-0	1	0	0	0	0	0.0
TOTAL		7-0	11/1.5	2-5	.400	1-4	.250	0-0	.000	0	2	2	0.3	1-0	4	0	0	1	5	0.7

Single Game Highs

Statistic	Value	
Points	3	vs Morehouse 01/28/20
Rebounds	1	vs Elon 11/11/19, vs Virginia Tech 02/04/20
Assists	2	vs Morehouse 01/28/20
Steals	1	vs Morehouse 01/28/20
FG Made	1	vs Morehouse 01/28/20, at Hawaii 12/25/19
FG Attempts	3	vs Morehouse 01/28/20
3FG Made	1	vs Morehouse 01/28/20
3FG Attempts	3	vs Morehouse 01/28/20

COLEMAN, Dallan "deebo"

				Field Goals		3-Point		F-Throws		Rebounds									Scoring	
SEASON	TEAM	GP-GS	MIN/AVG	FG-FGA	FG%	3FG-3FGA	3FG%	FT-FTA	FT%	OFF	DEF	TOT	AVG	PF-FO	A	TO	BLK	STL	PTS	AVG
2021-22	GaTech	26-3	607/23.4	57-140	.407	41-92	.446	18-23	.783	9	39	48	1.8	62-1	15	19	3	25	173	6.7
TOTAL		26-3	607/23.4	57-140	.407	41-92	.446	18-23	.783	9	39	48	1.8	62-1	15	19	3	25	173	6.7

Single Game Highs

Statistic	Value	
Points	19	vs Lamar University 11/15/21
Rebounds	5	vs Wisconsin 12/01/21, at Boston College 01/12/22
Assists	3	vs Lamar University 11/15/21
Steals	3	6 times
Blocks	1	vs Wisconsin 12/01/21, at Duke 01/04/22, at Virginia 02/12/22
FG Made	6	vs Lamar University 11/15/21, at Miami (FL) 02/09/22
FG Attempts	10	at Miami (FL) 02/09/22
3FG Made	5	vs Lamar University 11/15/21
3FG Attempts	7	vs Lamar University 11/15/21, vs Clemson 02/05/22, at Miami (FL) 02/09/22
FT Made	3	vs Notre Dame 01/08/22
FT Attempts	4	vs Notre Dame 01/08/22



**Georgia Tech Men's Basketball
Individual Career Summaries
All games**

DANIELS, Brayden

				Field Goals		3-Point		F-Throws		Rebounds									Scoring		
SEASON	TEAM	GP-GS	MIN/AVG	FG-FGA	FG%	3FG-3FGA	3FG%	FT-FTA	FT%	OFF	DEF	TOT	AVG	PF-FO	A	TO	BLK	STL	PTS	AVG	
2021-22	GaTech	1-0	1/1.3	0-0	.000	0-0	.000	0-0	.000	0	0	0	0.0	0-0	0	0	0	0	0	0	0.0
TOTAL		1-0	1/1.3	0-0	.000	0-0	.000	0-0	.000	0	0	0	0.0	0-0	0	0	0	0	0	0	0.0

DEVOE, Michael

				Field Goals		3-Point		F-Throws		Rebounds									Scoring	
SEASON	TEAM	GP-GS	MIN/AVG	FG-FGA	FG%	3FG-3FGA	3FG%	FT-FTA	FT%	OFF	DEF	TOT	AVG	PF-FO	A	TO	BLK	STL	PTS	AVG
2018-19	GaTech	32-23	1030/32.2	101-251	.402	42-107	.393	66-93	.710	13	93	106	3.3	57-1	81	71	16	44	310	9.7
2019-20	GaTech	28-28	984/35.1	157-330	.476	53-124	.427	81-108	.750	11	99	110	3.9	68-2	96	95	3	34	448	16.0
2020-21	GaTech	26-26	903/34.7	136-298	.456	58-145	.400	61-81	.753	18	94	112	4.3	44-0	87	68	7	33	391	15.0
2021-22	GaTech	26-25	917/35.3	171-373	.458	65-173	.376	75-97	.773	19	105	124	4.8	49-1	86	73	11	36	482	18.5
TOTAL		112-102	3834/34.2	565-1252	.451	218-549	.397	283-379	.747	61	391	452	4.0	218-4	350	307	37	147	1631	14.6

Single Game Highs

Statistic	Value	
Points	37	at Georgia 11/19/21
Rebounds	13	vs Georgia St. 11/25/20
Assists	8	vs Clemson 02/25/20, vs Florida A&M 12/18/20
Steals	5	at Clemson 02/12/21
Blocks	4	at Boston College 01/12/22
FG Made	14	at Georgia 11/19/21
FG Attempts	25	vs Georgia St. 11/25/20
3FG Made	7	at Miami (FL) 02/20/21
3FG Attempts	12	vs Georgia St. 11/25/20, at Syracuse 02/21/22
FT Made	8	vs Florida St. 01/30/21, vs Duke 03/02/21, at Clemson 02/12/21
FT Attempts	12	vs Florida St. 01/30/21



Georgia Tech Men's Basketball
Individual Career Summaries
All games

GIGIBERIA, Saba

				Field Goals		3-Point		F-Throws		Rebounds									Scoring	
SEASON	TEAM	GP-GS	MIN/AVG	FG-FGA	FG%	3FG-3FGA	3FG%	FT-FTA	FT%	OFF	DEF	TOT	AVG	PF-FO	A	TO	BLK	STL	PTS	AVG
2020-21	GaTech	8-0	33/4.1	4-11	.364	1-2	.500	0-1	.000	4	10	14	1.8	10-0	2	2	0	0	9	1.1
2021-22	GaTech	15-1	117/7.8	16-33	.485	0-0	.000	6-10	.600	12	23	35	2.3	21-0	11	11	6	5	38	2.5
TOTAL		23-1	150/6.5	20-44	.455	1-2	.500	6-11	.545	16	33	49	2.1	31-0	13	13	6	5	47	2.0

Single Game Highs

Statistic	Value	
Points	8	vs Wake Forest 01/19/22, vs Clayton St. 01/23/22
Rebounds	6	vs Delaware St. 12/20/20, at Duke 01/04/22
Assists	3	vs Charleston So. 11/22/21, vs Wake Forest 01/19/22
Steals	2	at North Carolina 01/15/22
Blocks	2	vs Charleston So. 11/22/21, vs Georgia St. 12/21/21
FG Made	4	vs Wake Forest 01/19/22
FG Attempts	8	vs Wake Forest 01/19/22
3FG Made	1	vs Clemson 01/20/21
3FG Attempts	1	vs Delaware St. 12/20/20, vs Clemson 01/20/21
FT Made	2	vs Charleston So. 11/22/21, at Duke 01/04/22, vs Clayton St. 01/23/22
FT Attempts	4	at Duke 01/04/22

HOWARD, Rodney

				Field Goals		3-Point		F-Throws		Rebounds									Scoring	
SEASON	TEAM	GP-GS	MIN/AVG	FG-FGA	FG%	3FG-3FGA	3FG%	FT-FTA	FT%	OFF	DEF	TOT	AVG	PF-FO	A	TO	BLK	STL	PTS	AVG
2019-20	UGa	24-2	174/7.2	13-23	.565	0-0	.000	5-18	.278	15	20	35	1.5	31-0	3	10	15	2	31	1.3
2020-21	GaTech	19-2	143/7.6	13-25	.520	0-0	.000	5-7	.714	5	21	26	1.4	28-0	3	4	8	3	31	1.6
2021-22	GaTech	22-20	527/24.0	59-105	.562	0-0	.000	22-35	.629	47	67	114	5.2	66-5	31	31	19	10	140	6.4
TOTAL FOR GaTech		41-22	671/16.4	72-130	.554	0-0	.000	27-42	.643	52	88	140	3.4	94-5	34	35	27	13	171	4.2
TOTAL		65-24	844/13.0	85-153	.556	0-0	.000	32-60	.533	67	108	175	2.7	125-5	37	45	42	15	202	3.1

Single Game Highs

Statistic	Value	
Points	19	at Syracuse 02/21/22
Rebounds	14	vs Miami (OH) 11/09/21
Assists	4	at Georgia 11/19/21
Steals	2	vs Ga. Southern 11/26/21, at Virginia Tech 02/02/22
Blocks	4	vs N.C. Central 12/04/19, vs LSU 12/11/21
FG Made	7	at Syracuse 02/21/22, vs NC State 02/15/22
FG Attempts	12	at Syracuse 02/21/22
FT Made	5	vs Wisconsin 12/01/21, at Syracuse 02/21/22
FT Attempts	8	vs Wisconsin 12/01/21



**Georgia Tech Men's Basketball
Individual Career Summaries
All games**

JAMES, Jehloni

				Field Goals		3-Point		F-Throws		Rebounds									Scoring	
SEASON	TEAM	GP-GS	MIN/AVG	FG-FGA	FG%	3FG-3FGA	3FG%	FT-FTA	FT%	OFF	DEF	TOT	AVG	PF-FO	A	TO	BLK	STL	PTS	AVG
2019-20	GaTech	1-0	1/0.7	1-1	1.000	0-0	.000	0-0	.000	0	0	0	0.0	0-0	0	0	0	0	2	2.0
2020-21	GaTech	4-0	10/2.6	0-0	.000	0-0	.000	0-0	.000	1	3	4	1.0	2-0	0	0	0	0	0	0.0
TOTAL		5-0	11/2.2	1-1	1.000	0-0	.000	0-0	.000	1	3	4	0.8	2-0	0	0	0	0	2	0.4

Single Game Highs

Statistic	Value	
Points	2	vs Elon 11/11/19
Rebounds	3	at Miami (FL) 02/20/21
FG Made	1	vs Elon 11/11/19
FG Attempts	1	vs Elon 11/11/19

KELLY, Miles

				Field Goals		3-Point		F-Throws		Rebounds									Scoring	
SEASON	TEAM	GP-GS	MIN/AVG	FG-FGA	FG%	3FG-3FGA	3FG%	FT-FTA	FT%	OFF	DEF	TOT	AVG	PF-FO	A	TO	BLK	STL	PTS	AVG
2021-22	GaTech	25-0	316/12.7	31-84	.369	15-55	.273	6-10	.600	4	28	32	1.3	26-0	11	19	2	10	83	3.3
TOTAL		25-0	316/12.7	31-84	.369	15-55	.273	6-10	.600	4	28	32	1.3	26-0	11	19	2	10	83	3.3

Single Game Highs

Statistic	Value	
Points	10	vs Clemson 02/05/22
Rebounds	4	at Syracuse 02/21/22
Assists	2	vs Charleston So. 11/22/21, at Syracuse 02/21/22, at Miami (FL) 02/09/22
Steals	2	vs Charleston So. 11/22/21, at Miami (FL) 02/09/22, vs NC State 02/15/22
Blocks	1	at Georgia 11/19/21, vs Wake Forest 01/19/22
FG Made	4	vs Charleston So. 11/22/21
FG Attempts	7	vs Stetson 11/12/21, vs Southern California 12/18/21
3FG Made	3	vs Miami (FL) 01/29/22, vs Clemson 02/05/22
3FG Attempts	6	vs Miami (FL) 01/29/22
FT Made	2	at Boston College 01/12/22
FT Attempts	2	4 times



**Georgia Tech Men's Basketball
Individual Career Summaries
All games**

MAXWELL, Tristan

				Field Goals		3-Point		F-Throws		Rebounds									Scoring	
SEASON	TEAM	GP-GS	MIN/AVG	FG-FGA	FG%	3FG-3FGA	3FG%	FT-FTA	FT%	OFF	DEF	TOT	AVG	PF-FO	A	TO	BLK	STL	PTS	AVG
2020-21	GaTech	1-0	8/8.2	0-2	.000	0-2	.000	3-3	1.000	0	0	0	0.0	0-0	0	0	0	0	3	3.0
2021-22	GaTech	5-0	78/15.6	11-32	.344	8-20	.400	2-4	.500	2	6	8	1.6	5-0	2	3	0	1	32	6.4
TOTAL		6-0	86/14.4	11-34	.324	8-22	.364	5-7	.714	2	6	8	1.3	5-0	2	3	0	1	35	5.8

Single Game Highs

Statistic	Value	
Points	22	at Boston College 01/12/22
Rebounds	4	vs Wake Forest 01/19/22
Assists	1	at North Carolina 01/15/22, vs Wake Forest 01/19/22
Steals	1	vs Wake Forest 01/19/22
FG Made	7	at Boston College 01/12/22
FG Attempts	11	at Boston College 01/12/22
3FG Made	7	at Boston College 01/12/22
3FG Attempts	11	at Boston College 01/12/22
FT Made	3	vs Delaware St. 12/20/20
FT Attempts	3	vs Delaware St. 12/20/20

MEKA, Jordan

				Field Goals		3-Point		F-Throws		Rebounds									Scoring	
SEASON	TEAM	GP-GS	MIN/AVG	FG-FGA	FG%	3FG-3FGA	3FG%	FT-FTA	FT%	OFF	DEF	TOT	AVG	PF-FO	A	TO	BLK	STL	PTS	AVG
2020-21	GaTech	1-0	8/8.1	0-1	.000	0-0	.000	0-0	.000	0	1	1	1.0	0-0	0	0	0	0	0	0.0
2021-22	GaTech	13-4	166/12.7	6-24	.250	0-0	.000	0-0	.000	14	27	41	3.2	31-1	7	4	10	6	12	0.9
TOTAL		14-4	174/12.4	6-25	.240	0-0	.000	0-0	.000	14	28	42	3.0	31-1	7	4	10	6	12	0.9

Single Game Highs

Statistic	Value	
Points	4	vs Clayton St. 01/23/22
Rebounds	8	at Duke 01/04/22
Assists	3	vs Clayton St. 01/23/22
Steals	3	vs Clemson 02/05/22
Blocks	3	at Duke 01/04/22
FG Made	2	vs Clayton St. 01/23/22
FG Attempts	6	at Duke 01/04/22



**Georgia Tech Men's Basketball
Individual Career Summaries
All games**

MOORE, Jalon

				Field Goals		3-Point		F-Throws		Rebounds									Scoring	
SEASON	TEAM	GP-GS	MIN/AVG	FG-FGA	FG%	3FG-3FGA	3FG%	FT-FTA	FT%	OFF	DEF	TOT	AVG	PF-FO	A	TO	BLK	STL	PTS	AVG
2021-22	GaTech	9-0	59/6.5	10-20	.500	1-1	1.000	5-9	.556	6	12	18	2.0	8-0	2	4	4	2	26	2.9
TOTAL		9-0	59/6.5	10-20	.500	1-1	1.000	5-9	.556	6	12	18	2.0	8-0	2	4	4	2	26	2.9

Single Game Highs

Statistic	Value	
Points	13	vs Clayton St. 01/23/22
Rebounds	6	vs Clayton St. 01/23/22
Assists	2	at Syracuse 02/21/22
Steals	1	vs NC State 02/15/22, vs Clayton St. 01/23/22
Blocks	1	4 times
FG Made	5	vs Clayton St. 01/23/22
FG Attempts	6	vs Stetson 11/12/21, vs Clayton St. 01/23/22
3FG Made	1	vs Clayton St. 01/23/22
3FG Attempts	1	vs Clayton St. 01/23/22
FT Made	2	at Syracuse 02/21/22, vs Clayton St. 01/23/22
FT Attempts	4	at Syracuse 02/21/22

MOORE, Khalid

				Field Goals		3-Point		F-Throws		Rebounds									Scoring	
SEASON	TEAM	GP-GS	MIN/AVG	FG-FGA	FG%	3FG-3FGA	3FG%	FT-FTA	FT%	OFF	DEF	TOT	AVG	PF-FO	A	TO	BLK	STL	PTS	AVG
2018-19	GaTech	31-10	509/16.4	40-84	.476	7-22	.318	42-64	.656	5	40	45	1.5	54-1	36	22	2	11	129	4.2
2019-20	GaTech	29-12	491/16.9	31-89	.348	9-27	.333	24-47	.511	15	47	62	2.1	48-3	33	36	4	20	95	3.3
2020-21	GaTech	25-11	598/23.9	41-108	.380	12-53	.226	26-41	.634	16	58	74	3.0	40-0	21	20	12	17	120	4.8
2021-22	GaTech	27-27	671/24.9	56-133	.421	6-23	.261	33-47	.702	37	63	100	3.7	60-3	19	29	6	30	151	5.6
TOTAL		112-60	2270/20.3	168-414	.406	34-125	.272	125-199	.628	73	208	281	2.5	202-7	109	107	24	78	495	4.4

Single Game Highs

Statistic	Value	
Points	19	vs Miami (FL) 01/29/22
Rebounds	9	vs Elon 11/11/19
Assists	6	vs Syracuse 12/07/19, vs Syracuse 02/27/21
Steals	6	at NC State 11/05/19
Blocks	3	vs Miami (FL) 03/11/21
FG Made	9	vs Miami (FL) 01/29/22
FG Attempts	12	vs Miami (FL) 01/29/22
3FG Made	2	7 times
3FG Attempts	6	vs Notre Dame 03/12/19, at Duke 01/26/21, vs Florida St. 03/13/21
FT Made	7	vs Florida St. 01/26/22
FT Attempts	10	vs Florida St. 01/26/22



**Georgia Tech Men's Basketball
Individual Career Summaries
All games**

PARHAM, Bubba

SEASON	TEAM	GP-GS	MIN/AVG	Field Goals		3-Point		F-Throws		Rebounds				Scoring						
				FG-FGA	FG%	3FG-3FGA	3FG%	FT-FTA	FT%	OFF	DEF	TOT	AVG	PF-FO	A	TO	BLK	STL	PTS	AVG
2017-18	VMI	30-30	895/29.8	145-363	.399	58-175	.331	91-114	.798	12	89	101	3.4	67-0	74	83	0	24	439	14.6
2018-19	VMI	32-32	1084/33.9	210-494	.425	116-292	.397	150-189	.794	10	99	109	3.4	60-0	112	82	1	20	686	21.4
2019-20	GaTech	31-6	822/26.5	54-151	.358	26-86	.302	26-30	.867	12	63	75	2.4	85-3	55	42	1	25	160	5.2
2020-21	GaTech	25-14	674/27.0	57-139	.410	31-94	.330	22-27	.815	14	52	66	2.6	61-0	36	13	0	24	167	6.7
2021-22	GaTech	2-0	42/20.8	0-6	.000	0-6	.000	0-0	.000	0	1	1	0.5	2-0	4	0	0	3	0	0.0
TOTAL FOR GaTech		58-20	1537/26.5	111-296	.375	57-186	.306	48-57	.842	26	116	142	2.4	148-3	95	55	1	52	327	5.6
TOTAL		120-82	3517/29.3	466-1153	.404	231-653	.354	289-360	.803	48	304	352	2.9	275-3	281	220	2	96	1452	12.1

Single Game Highs

Statistic	Value	
Points	41	vs Western Caro. 03/08/19
Rebounds	9	at Stetson 11/23/18
Assists	9	vs The Citadel 03/02/19
Steals	4	at The Citadel 02/17/18
Blocks	1	vs UNC Greensboro 01/05/19, vs Morehouse 01/28/20
FG Made	13	at Western Caro. 02/23/19
FG Attempts	26	at Western Caro. 02/23/19
3FG Made	10	at Kentucky 11/18/18
3FG Attempts	16	at Kentucky 11/18/18
FT Made	17	vs Western Caro. 03/08/19
FT Attempts	18	vs Western Caro. 03/08/19



**Georgia Tech Men's Basketball
Individual Career Summaries
All games**

SMITH, Deivon

SEASON	TEAM	GP-GS	MIN/AVG	Field Goals		3-Point		F-Throws		Rebounds				Other				Scoring		
				FG-FGA	FG%	3FG-3FGA	3FG%	FT-FTA	FT%	OFF	DEF	TOT	AVG	PF-FO	A	TO	BLK	STL	PTS	AVG
2020-21	MSU	33-8	749/22.7	65-192	.339	19-68	.279	24-39	.615	13	106	119	3.6	52-1	97	56	9	29	173	5.2
2021-22	GaTech	24-5	472/19.7	58-144	.403	5-18	.278	16-27	.593	25	56	81	3.4	44-0	48	42	5	25	137	5.7
TOTAL FOR GaTech		24-5	472/19.7	58-144	.403	5-18	.278	16-27	.593	25	56	81	3.4	44-0	48	42	5	25	137	5.7
TOTAL		57-13	1221/21.4	123-336	.366	24-86	.279	40-66	.606	38	162	200	3.5	96-1	145	98	14	54	310	5.4

Single Game Highs

Statistic	Value	
Points	17	vs Memphis 03/28/21
Rebounds	11	vs Wisconsin 12/01/21
Assists	9	vs Iowa St. 01/30/21
Steals	3	vs NC State 02/15/22
Blocks	2	at Boston College 01/12/22
FG Made	7	vs Memphis 03/28/21, at North Carolina 01/15/22
FG Attempts	16	vs Memphis 03/28/21
3FG Made	3	at Georgia 12/30/20
3FG Attempts	5	at South Carolina 02/06/21, vs Memphis 03/28/21
FT Made	4	vs Clemson 02/05/22
FT Attempts	5	vs Charleston So. 11/22/21, vs Clemson 02/05/22

STURDIVANT, Kyle

SEASON	TEAM	GP-GS	MIN/AVG	Field Goals		3-Point		F-Throws		Rebounds				Other				Scoring		
				FG-FGA	FG%	3FG-3FGA	3FG%	FT-FTA	FT%	OFF	DEF	TOT	AVG	PF-FO	A	TO	BLK	STL	PTS	AVG
2019-20	USC	21-0	175/8.3	16-46	.348	3-14	.214	8-9	.889	4	20	24	1.1	10-0	25	22	1	5	43	2.0
2020-21	GaTech	26-0	308/11.8	32-74	.432	8-22	.364	18-23	.783	2	22	24	0.9	27-0	27	17	2	6	90	3.5
2021-22	GaTech	27-23	647/24.0	72-171	.421	21-60	.350	33-44	.750	6	59	65	2.4	45-2	62	34	2	25	198	7.3
TOTAL FOR GaTech		53-23	955/18.0	104-245	.424	29-82	.354	51-67	.761	8	81	89	1.7	72-2	89	51	4	31	288	5.4
TOTAL		74-23	1130/15.3	120-291	.412	32-96	.333	59-76	.776	12	101	113	1.5	82-2	114	73	5	36	331	4.5

Single Game Highs

Statistic	Value	
Points	17	vs Charleston So. 11/22/21
Rebounds	7	vs Georgia St. 12/21/21
Assists	5	vs FGCU 12/29/19, at Pittsburgh 02/19/22, vs Clayton St. 01/23/22
Steals	3	vs Clayton St. 01/23/22
Blocks	1	5 times
FG Made	7	vs Charleston So. 11/22/21
FG Attempts	13	vs Charleston So. 11/22/21, vs Louisville 01/02/22
3FG Made	2	7 times
3FG Attempts	6	vs Florida St. 01/26/22
FT Made	5	vs Florida St. 03/13/21, vs Ga. Southern 11/26/21
FT Attempts	6	vs Florida St. 03/13/21, vs Ga. Southern 11/26/21



**Georgia Tech Men's Basketball
Individual Career Summaries
All games**

USHER, Jordan

SEASON	TEAM	GP-GS	MIN/AVG	Field Goals		3-Point		F-Throws		Rebounds				Other				Scoring		
				FG-FGA	FG%	3FG-3FGA	3FG%	FT-FTA	FT%	OFF	DEF	TOT	AVG	PF-FO	A	TO	BLK	STL	PTS	AVG
2017-18	USC	36-2	509/14.1	60-135	.444	27-66	.409	24-32	.750	21	50	71	2.0	65-0	34	25	4	18	171	4.8
2018-19	USC	12-2	290/24.2	38-84	.452	8-28	.286	19-27	.704	10	34	44	3.7	36-1	20	20	3	4	103	8.6
2019-20	GaTech	23-23	612/26.6	69-171	.404	9-44	.205	41-54	.759	17	84	101	4.4	58-1	49	58	6	18	188	8.2
2020-21	GaTech	26-26	766/29.4	121-242	.500	24-84	.286	36-54	.667	15	94	109	4.2	73-1	72	58	19	42	302	11.6
2021-22	GaTech	27-27	853/31.6	150-321	.467	34-104	.327	54-79	.684	32	150	182	6.7	74-3	73	74	4	39	388	14.4
TOTAL FOR GaTech		76-76	2231/29.4	340-734	.463	67-232	.289	131-187	.701	64	328	392	5.2	205-5	194	190	29	99	878	11.6
TOTAL		124-80	3031/24.4	438-953	.460	102-326	.313	174-246	.707	95	412	507	4.1	306-6	248	235	36	121	1152	9.3

Single Game Highs

Statistic	Value	
Points	30	vs Georgia St. 12/21/21
Rebounds	14	vs Notre Dame 01/08/22
Assists	7	vs Syracuse 02/27/21
Steals	5	vs Florida St. 01/26/22
Blocks	4	vs Wake Forest 01/03/21
FG Made	9	at Georgia 11/19/21, vs Charleston So. 11/22/21, at North Carolina 01/15/22
FG Attempts	17	vs Notre Dame 01/08/22
3FG Made	5	vs Clemson 01/20/21, vs Georgia St. 12/21/21
3FG Attempts	9	vs Western Ky. 03/19/18
FT Made	9	vs Georgia St. 12/21/21
FT Attempts	10	vs Georgia St. 12/21/21

2021-22 BOX SCORES

Official Basketball Box Score - Final
Miami (OH) at Georgia Tech
11/09/21 McCamish Pavilion, Atlanta
2021-22 Men's Basketball

Game Time: 7:30 PM
Game Duration: 2:07
Attendance: 4,221

NCAA

Miami (OH) - 72 Record: 1-0
Officials: Ron Groover, Tony Henderson, Jemel Spearman

NO. Name	Min	FG	3P	FT	Rebounds	Fouls	TP	AS	TO	ST	Blocks	+/-
		M/A	M/A	M/A	OR DR TOT	PF					BS BA	
5 Precious Ayah	F 25:46	4-4	0-0	2-4	1 1 2	3 4	10	1	0	2	1 0	14
13 Dalonte Brown	F 33:32	2-9	2-5	6-7	1 8 9	3 3	12	1	4	0	1 1	11
2 Mekhi Lary	G 32:48	9-19	3-9	2-3	1 1 2	5 23	2	1	0	1	0	3
3 Dae Da Grant	G 27:57	6-15	1-8	2-2	0 5 5	1 2	15	2	2	1	0	3
22 Myja White	G 32:03	1-4	0-3	0-0	0 3 3	1 2	2	2	0	0	1	0
33 Elijah McNamara	15:07	1-5	0-1	0-0	2 1 3	3 0	2	0	0	1	1	-7
4 Isaiah Coleman-Lands	19:02	1-5	0-3	0-0	0 1 1	1 2	2	1	0	1	0	0
1 Kamari Williams	08:10	0-2	0-2	2-2	0 2 2	3 3	2	0	1	1	0	-8
35 Curtis Harrison IV	04:34	1-1	0-0	2-3	0 2 2	0 2	4	0	0	0	0	-10
21 Jackson Ames	01:01	0-0	0-0	0-0	0 1 1	1 0	0	0	0	0	0	-2
Team					2 2 4	0	0					
Totals		25-64	6-31	16-21	9 25 34	17 23	72	9	8	7	4	3

Shooting By Period
1st FG% 12-31 38.7%
3PT% 2-13 15.4%
FT% 7-10 70%
2nd FG% 13-33 39.4%
3PT% 4-18 22.2%
FT% 9-11 81.8%
GM FG% 25-64 39.1%
3PT% 6-31 19.4%
FT% 16-21 76.2%
Dead Ball Rebounds: 3, 2

Technical Fouls: NONE

Georgia Tech - 69 Record: 0-1

NO. Name	Min	FG	3P	FT	Rebounds	Fouls	TP	AS	TO	ST	Blocks	+/-
		M/A	M/A	M/A	OR DR TOT	PF					BS BA	
4 Jordan Usher	F 36:06	4-12	0-4	4-4	0 9 9	5 2	12	3	3	1	1	0
12 Khalid Moore	F 21:31	2-9	0-5	1-1	2 1 3	2 1	5	1	1	3	0	-8
24 Rodney Howard	C 30:36	5-7	0-0	1-1	3 11 14	3 3	10	0	2	0	1	0
0 Michael Devove	G 38:25	8-18	4-6	6-6	1 3 4	0 4	26	2	3	1	0	3
1 Kyle Sturdivant	G 22:09	1-5	0-0	2-2	0 1 1	0 2	4	2	0	0	1	-12
5 Deivon Smith	25:12	2-6	0-0	2-4	1 1 2	4 2	6	3	3	1	0	-3
2 Saba Gigberia	04:38	1-1	0-0	0-0	2 2 4	3 0	2	0	1	0	0	-9
10 Dallan "Deebo" Coleman	17:08	1-2	0-1	2-2	0 3 3	5 3	4	0	1	0	0	-9
13 Miles Kelly	04:15	0-1	0-0	0-0	0 0 0	1 0	0	0	0	0	0	-2
Team					3 1 4	0	0					
Totals		24-61	4-17	17-20	12 32 44	23 17	69	11	14	6	3	-3

Shooting By Period
1st FG% 13-31 41.9%
3PT% 4-13 30.8%
FT% 3-5 60%
2nd FG% 11-30 36.7%
3PT% 0-4 0.0%
FT% 14-15 93.3%
GM FG% 24-61 39.3%
3PT% 4-17 23.5%
FT% 17-20 85.0%
Dead Ball Rebounds: 1, 0

Technical Fouls: NONE

	Miami	GaTech
Biggest lead	6 (2 nd 18:09)	8 (1 st 11:18)
Best Scoring Run	9 (1 st 7:44)	10 (2 nd 10:27)
Lead Changes	11	
Times Tied	6	
Time with Lead	12:34	23:49

Points from Turnovers	Miami	GaTech
	13	11
Paint	26	34
Second Chance	11	6
Fast Breaks	11	17
Bench	10	12

Period by Period Scoring	1st	2nd	TOT
Miami	33	39	72
GaTech	33	36	69

Official Basketball Box Score - Final
Stetson at Georgia Tech
11/12/21 McCamish Pavilion, Atlanta
2021-22 Men's Basketball

Game Time: 7:30 PM
Game Duration: 1:48
Attendance: 4,082

NCAA

Stetson - 52 Record: 1-1
Officials: Bert Smith, Raynie Slyons, Tony Chizaa

NO. Name	Min	FG	3P	FT	Rebounds	Fouls	TP	AS	TO	ST	Blocks	+/-
		M/A	M/A	M/A	OR DR TOT	PF					BS BA	
15 Mahamadou Diawara	C 11:51	0-0	0-0	1-2	2 1 3	0 2	1	1	2	0	0	-10
0 Christian Jones	G 25:32	2-6	1-4	3-5	2 2 4	1 3	8	0	1	0	0	-17
2 Rob Perry	G 33:27	1-10	0-4	0-0	0 6 6	1 2	2	3	3	0	0	-20
11 Chase Johnson	G 34:34	5-13	3-8	0-0	4 4 2	2 2	13	0	2	3	0	-16
30 Stephan Swenson	G 25:51	3-8	1-4	0-0	1 1 2	2 7	7	4	3	3	0	-14
12 Josh Smith	21:14	5-9	1-3	0-0	0 6 6	2 2	11	0	2	0	1	-4
21 Aubin Gateretse	04:58	2-5	0-0	0-0	1 1 0	0 4	0	1	1	0	0	-12
5 GianCarlo Valdez	17:24	2-4	0-2	0-0	0 3 3	1 0	4	5	2	2	1	-12
35 Alvin Tumbin	04:58	0-0	0-0	0-0	0 0 0	0 0	0	0	0	1	0	-6
1 Whesa Parizo	03:04	0-1	0-1	0-0	0 0 0	0 0	0	0	0	0	0	-2
4 Keith Lamar	04:20	0-1	0-1	0-0	0 0 0	0 0	0	0	0	0	0	-8
24 Alex Crawford	02:59	0-0	0-0	0-0	0 0 0	0 0	0	0	0	0	0	-4
3 Tazos Cook	01:48	1-1	0-0	0-0	0 0 0	0 0	0	0	0	0	0	-4
Team					4 0 4	0	0					
Totals		21-60	6-27	4-7	8 24 32	9 13	52	13	17	11	2	-25

Shooting By Period
1st FG% 9-28 32.1%
3PT% 3-13 23.1%
FT% 1-2 50%
2nd FG% 12-32 37.5%
3PT% 3-14 21.4%
FT% 3-5 60%
GM FG% 21-60 35.0%
3PT% 6-27 22.2%
FT% 4-7 57.1%
Dead Ball Rebounds: 1, 0

Technical Fouls: NONE

Georgia Tech - 77 Record: 1-1

NO. Name	Min	FG	3P	FT	Rebounds	Fouls	TP	AS	TO	ST	Blocks	+/-
		M/A	M/A	M/A	OR DR TOT	PF					BS BA	
4 Jordan Usher	F 30:01	7-10	0-0	0-2	2 9 11	2 2	14	5	4	1	0	17
12 Khalid Moore	F 17:36	2-6	0-1	1-1	2 1 3	2 1	5	1	3	2	0	25
24 Rodney Howard	C 25:40	1-1	0-0	0-0	4 4 2	0 2	3	1	0	1	0	22
0 Michael Devove	G 29:40	7-11	3-5	0-1	0 5 5	3 1	17	7	2	2	0	24
1 Kyle Sturdivant	G 20:01	2-3	0-1	1-3	0 4 4	4 2	4	5	2	1	0	20
2 Saba Gigberia	08:35	1-2	0-0	0-0	1 1 0	0 0	0	0	0	1	0	-3
5 Deivon Smith	21:29	4-11	1-2	0-0	2 2 4	1 0	9	2	1	2	0	1
10 Dallan "Deebo" Coleman	24:20	4-7	4-6	0-0	2 2 2	0 0	12	1	3	0	0	8
13 Miles Kelly	13:55	3-7	1-4	0-0	1 0 1	0 7	7	1	1	1	0	5
23 Jordan Meka	04:27	0-0	0-0	0-0	0 1 1	0 0	0	0	0	0	0	2
14 Jalon Moore	04:16	2-6	0-0	0-0	2 2 2	1 4	0	0	0	0	0	1
Team					3 2 5	0	0					
Totals		33-64	9-19	2-7	10 33 43	13 9	77	22	16	9	1	25

Shooting By Period
1st FG% 17-30 56.7%
3PT% 3-7 42.9%
FT% 2-5 40%
2nd FG% 16-34 47.1%
3PT% 6-12 50.0%
FT% 0-2 0%
GM FG% 33-64 51.6%
3PT% 9-19 47.4%
FT% 2-7 28.6%
Dead Ball Rebounds: 2, 0

Technical Fouls: NONE

	Stet	GaTech
Biggest lead	0 (1 st 20:00)	25 (2 nd 0:13)
Best Scoring Run	6 (1 st 1:34)	9 (1 st 9:36)
Lead Changes	0	
Times Tied	0	
Time with Lead	00:00	39:42

Points from Turnovers	Stet	GaTech
	15	12
Paint	28	42
Second Chance	5	8
Fast Breaks	13	19
Bench	21	34

Period by Period Scoring	1st	2nd	TOT
Stet	22	30	52
GaTech	39	38	77

GAME NOTES

Official Basketball Box Score - Final
Lamar University at Georgia Tech
11/15/21 McCamish Pavilion, Atlanta
2021-22 Men's Basketball

Game Time: 7:30 PM
Game Duration: 2:03
Attendance: 3,625

NCAA

Lamar University - 66 Record: 1-2
Officials: Roger Ayers, Jeffrey Anderson, Gare Aubry

NO. Name	Min	FG	3P	FT	Rebounds	Fouls	TP	AS	TO	ST	Blocks	+/-
		M/A	M/A	M/A	OR DR TOT	PF					BS BA	
0 Lincoln Smith	F 19:50	3-7	0-0	1-2	2 2 4	2 1	7	0	0	0	1	-6
14 Corey Nickerson	F 03:07	1-2	0-0	0-0	0 0 0	2 0	2	0	0	0	1	-2
3 Ellis Jefferson	G 12:12	0-2	0-1	0-0	1 3 4	0 0	0	2	1	0	0	2
4 Kasen Harrison	G 31:33	5-10	0-1	0-0	1 3 4	1 0	10	4	2	2	0	3
5 Jordyn Adams	G 23:45	4-8	3-7	6-7	0 3 3	1 7	17	3	0	0	0	8
15 Deivan Reyes	08:32	0-1	0-0	1-2	0 1 0	1 1	1	0	1	0	0	2
2 Avontez Ledet	03:25	0-1	0-1	0-0	0 0 0	0 0	0	0	0	0	0	-11
13 Davion Buster	22:40	2-7	1-4	4-4	0 1 1	1 3	9	4	0	3	0	-20
20 C.J. Roberts	22:47	2-7	0-3	1-2	0 5 2	1 5	1	4	0	0	0	-7
24 Brock McClure	19:15	2-6	1-2	2-2	1 5 3	1 7	1	1	0	0	0	-5
12 Valentin Catt	16:47	3-4	0-0	0-0	2 2 2	1 1	6	0	0	0	0	-13
35 Clayton Carpenter	12:07	1-2	0-0	0-0	0 1 1	0 2	2	1	0	1	0	0
Team					1 3 4	0	0					
Totals		23-57	5-19	15-19	6 28 32	13 15	66	16	8	6	5	-9

Shooting By Period
1st FG% 9-27 33.3%
3PT% 2-9 22.2%
FT% 2-4 50%
2nd FG% 14-30 46.7%
3PT% 3-10 30.0%
FT% 13-15 86.7%
GM FG% 23-57 40.4%
3PT% 5-19 26.3%
FT% 15-19 78.9%
Dead Ball Rebounds: 2, 0

Technical Fouls: NONE

Georgia Tech - 88 Record: 3-1
Officials: Tony Greene, Chuck Jones, Wilam Covington

NO. Name	Min	FG	3P	FT	Rebounds	Fouls	TP	AS	TO	ST	Blocks	+/-
		M/A	M/A	M/A	OR DR TOT	PF					BS BA	
4 Jordan Usher	F 35:49	9-14	1-3	2-2	0 4 4	3 4	21	2	2	1	2	10
12 Khalid Moore	F 20:39	0-0	0-0	2-2	2 3 5	4 3	2	0	2	0	0	3
24 Rodney Howard	C 25:57	4-8	0-0	0-0	5 2 7	5 1	8	4				

2021-22 BOX SCORES

NCAA		Official Basketball Box Score - Final Charleston So. at Georgia Tech 11/22/21 McCamish Pavilion, Atlanta 2021-22 Men's Basketball												Game Time: 7:00 PM Game Duration: 2:0 Attendance: 3,91	
Charleston So. - 70		Record: 2-3												Officials: Tony Henderson, Brent Hampton, Jemel Spearman	
NO. Name	Min	FG	3P	FT	Rebounds	Fouls	TP	AS	TO	ST	Blocks	+	-	Shooting By Period	
Min	M-A	M-A	M-A	OR DR TOT	PF FD						BS BA	+/	-	1st FG%	2nd FG%
1 Kalib Clinton	F 15:33	3-3	0-0	0-0	2 2 4	0 0	6	0	2	0	0	0	-12	1st FG% 11-27 40.7%	
14 Taje Kelly	F 25:06	4-12	0-0	2-5	1 3 4	3 3	10	0	4	0	1	2	-11	3PT% 5-16 31.3%	
23 Sean Price	F 31:34	2-2	0-0	0-0	2 3 5	4 0	4	3	4	1	0	0	-11	FT% 2-3 66.7%	
4 Deontaye Buskey	G 26:32	4-10	3-8	0-1	0 2 2	1 2	11	2	3	0	0	0	-15	2nd FG% 15-32 46.9%	
13 Tahik Chavez	G 34:31	5-15	3-11	2-3	1 2 3	1 1	15	5	2	2	0	0	-12	3PT% 3-10 30.0%	
22 Sadarius Bowser	20:53	3-4	0-0	4-4	0 1 1	2 4	10	1	0	0	0	0	-2	FT% 8-12 66.7%	
34 Cheikh Faye	23:11	4-7	1-3	0-0	1 4 5	1 1	9	0	1	1	0	0	-3	GM FG% 26-59 44.1%	
12 Claudell Harris Jr.	15:51	1-6	1-4	0-0	2 2 2	2 0	3	2	0	0	0	0	0	3PT% 8-26 30.8%	
2 Emorie Knox	01:34	0-0	0-0	0-0	0 0 0	1 0	1	1	0	0	0	0	-3	FT% 10-15 66.7%	
11 Ja'Quavian Florence	05:05	0-0	0-0	2-2	0 1 1	0 1	0	2	1	1	0	0	-5	Dead Ball Rebounds: 1	
0 Travis Anderson	00:10	0-0	0-0	0-0	0 0 0	0 1	0	0	0	0	0	0	0		
Team					3 3 3										
Totals	26:59	8-26	10-15	10 20 30	19 13 70	15 15	6	1	2	-15					
Technical Fouls: NONE															

NCAA		Official Basketball Box Score - Final Wisconsin at Georgia Tech 12/01/21 McCamish Pavilion, Atlanta 2021-22 Men's Basketball												Game Time: 9:15 PM Game Duration: 2:04 Attendance: 6,302	
Wisconsin - 70		Record: 6-1												Officials: Ron Groover, Lee Cassell, Pat Driscoll	
NO. Name	Min	FG	3P	FT	Rebounds	Fouls	TP	AS	TO	ST	Blocks	+	-	Shooting By Period	
Min	M-A	M-A	M-A	OR DR TOT	PF FD						BS BA	+/	-	1st FG%	2nd FG%
5 Tyler Wahl	F 33:08	4-8	0-0	1-3	0 3 3	2 2	9	1	0	1	2	1	2	1st FG% 9-26 34.6%	
22 Steven Crowl	F 27:37	2-7	0-3	1-2	1 3 4	4 3	5	0	1	1	1	0	-11	3PT% 6-14 42.9%	
1 Johnny Davis	G 36:57	4-9	2-4	5-8	2 4 6	2 5	15	5	4	1	1	0	-2	FT% 8-12 66.7%	
23 Chucky Hagburn	G 32:14	1-6	1-5	4-4	0 1 1	2 3	7	3	2	1	1	1	5	2nd FG% 14-28 50.0%	
34 Brad Davison	G 36:57	9-16	5-9	4-5	0 1 1	2 5	27	3	1	0	0	1	10	3PT% 3-10 30.0%	
33 Chris Vogt	12:05	0-2	0-0	0-0	3 4 7	4 1	0	1	0	0	0	0	15	FT% 7-10 70%	
11 Lorne Bowman II	07:46	2-3	1-2	0-0	2 2 2	1 0	5	0	0	0	0	0	-1	GM FG% 23-54 42.6%	
14 Carter Gilmore	05:47	0-0	0-0	0-0	1 1 1	0 0	0	0	0	0	0	0	8	3PT% 9-24 37.5%	
0 Jahcobi Neath	06:06	1-3	0-1	0-0	0 0 0	1 0	1	2	0	0	0	0	0	FT% 15-22 68.2%	
20 Ben Carlson	01:23	0-0	0-0	0-0	0 0 0	0 0	0	0	0	0	0	0	-6	Dead Ball Rebounds: 4	
Team					2 1 3										
Totals	23:54	9-24	15-22	8 20 28	18 20 70	13 8	4	5	3	4					
Technical Fouls: NONE															

NCAA		Official Basketball Box Score - Final Georgia Tech - 66												Game Time: 9:15 PM Game Duration: 2:04 Attendance: 6,302	
Georgia Tech - 66		Record: 5-2												Officials: Ted Valentine, Jeffrey Anderson, Tony Henderson	
NO. Name	Min	FG	3P	FT	Rebounds	Fouls	TP	AS	TO	ST	Blocks	+	-	Shooting By Period	
Min	M-A	M-A	M-A	OR DR TOT	PF FD						BS BA	+/	-	1st FG%	2nd FG%
4 Jordan Usher	F 28:57	2-7	1-4	0-0	0 2 2	4 1	5	0	2	0	0	0	-5	1st FG% 11-27 40.7%	
12 Khalid Moore	F 22:24	3-3	0-0	2-2	2 2 4	1 8	0	0	0	0	0	0	-15	3PT% 6-10 60.0%	
24 Rodney Howard	C 38:22	2-7	0-0	5-8	3 2 5	3 5	9	1	2	0	2	1	-1	FT% 3-4 75%	
0 Michael Devoe	G 40:00	11-20	5-10	6-7	0 6 6	3 7	33	1	0	0	0	1	-4	2nd FG% 11-26 42.3%	
1 Kyle Sturdivant	G 16:03	0-3	0-1	0-0	1 0 1	1 1	0	4	3	1	0	1	-4	3PT% 0-6 0.0%	
2 Saba Gigberia	03:38	0-0	0-0	0-0	0 0 0	0 0	0	0	0	0	0	0	-3	FT% 13-16 81.3%	
5 Devon Smith	25:18	4-10	0-0	1-1	3 8 11	3 2	9	0	1	1	0	1	-6	GM FG% 22-53 41.5%	
10 Dallan "Deebo" Coleman	21:47	0-2	0-0	2-2	2 3 5	1 1	2	1	0	3	1	0	7	3PT% 6-16 37.5%	
13 Miles Kelly	04:31	0-1	0-1	0-0	0 2 2	1 0	0	0	0	0	0	0	11	FT% 16-20 80.0%	
Team					1 1 2									Dead Ball Rebounds: 4	
Totals	22:53	6-16	16-20	10 26 36	20 18 66	7 10	5	3	5	-4					
Technical Fouls: NONE															

NCAA		Official Basketball Box Score - Final UNC at Georgia Tech												Game Time: 9:15 PM Game Duration: 2:04 Attendance: 6,302		
UNC - 70		Record: 6-2 (1-0)												Officials: Ted Valentine, Jeffrey Anderson, Tony Henderson		
NO. Name	Min	FG	3P	FT	Rebounds	Fouls	TP	AS	TO	ST	Blocks	+	-	Shooting By Period		
Min	M-A	M-A	M-A	OR DR TOT	PF FD						BS BA	+/	-	1st FG%	2nd FG%	
5 Armando Bacot	F 37:40	7-11	0-0	1-2	3 10 13	3 8	15	4	5	2	1	0	0	26	1st FG% 12-26 46.2%	
13 Dawson Garcia	F 12:37	0-1	0-0	2-2	1 0 1	2 2	2	1	1	0	0	0	-4	3PT% 3-8 37.5%		
1 Leaky Black	G 27:45	2-2	0-0	1-1	0 2 2	2 1	5	1	1	1	0	0	15	FT% 4-5 80%		
2 Caleb Love	G 35:40	7-18	3-5	0-0	1 5 6	0 0	17	5	1	3	0	2	25	2nd FG% 19-29 65.5%		
4 RJ Davis	G 34:42	8-11	4-6	3-3	0 5 5	3 3	23	5	3	1	0	0	18	3PT% 7-9 77.8%		
45 Brady Manek	29:26	6-10	3-6	0-0	1 4 5	0 2	15	4	3	1	1	1	12	FT% 3-3 100%		
24 Kerwin Walton	07:32	0-0	0-0	0-0	0 0 0	1 0	0	0	0	0	0	0	-12	GM FG% 21-55 56.4%		
0 Anthony Harris	14:21	1-2	0-0	0-0	0 0 0	2 0	2	1	0	0	0	0	5	3PT% 10-17 58.8%		
22 Justin McKoy	00:17	0-0	0-0	0-0	0 0 0	0 0	0	0	0	0	0	0	0	FT% 7-8 87.5%		
Team					1 0 1									Dead Ball Rebounds: 1		
Totals	31:55	10-17	7-8	7 26 33	13 16	79	21	14	8	2	3	17				
Technical Fouls: NONE																

NCAA		Official Basketball Box Score - Final Georgia Tech - 62												Game Time: 3:00 PM Game Duration: 1:54 Attendance: 6,217	
Georgia Tech - 62		Record: 5-3 (0-1)												Officials: Ted Valentine, Jeffrey Anderson, Tony Henderson	
NO. Name	Min	FG	3P	FT	Rebounds	Fouls	TP	AS	TO	ST	Blocks	+	-	Shooting By Period	
Min	M-A	M-A	M-A	OR DR TOT	PF FD						BS BA	+/	-	1st FG%	2nd FG%
4 Jordan Usher	F 23:36	4-10	0-1	0-0	1 2 3	2 0	8	1	2	0	0	0	-29	1st FG% 13-28 46.4%	
12 Khalid Moore	F 30:18	5-8	2-3	1-2	0 3 3	1 1	13	1	1	3	1	0	-4	3PT% 5-8 62.5%	
24 Rodney Howard	C 30:02	0-0	0-0	0-0	0 2 2	4 2	0	0	2	0	1	0	-7	FT% 0-0 0%	
0 Michael Devoe	G 36:38	6-13	1-5	2-2	0 4 4	2 5	15	1	2	4	0	1	-21	2nd FG% 12-26 46.2%	
1 Kyle Sturdivant	G 23:26	3-6	0-1	3-3	0 1 1	2 2	9	1	1	1	0	0	-13	3PT% 1-8 12.5%	
5 Devon Smith	15:31	2-6	0-0	0-0	1 1 2	0 2	4	4	3	0	1	1	-1	FT% 6-7 85.7%	
10 Dallan "Deebo" Coleman	25:38	5-7	3-4	0-0	1 1 1	1 0	13	0	0	3	0	0	-16	GM FG% 25-54 46.3%	
2 Saba Gigberia	02:42	0-0	0-0	1 1 2	2 0 0	0 0	1	0	0	0	0	0	-1	3PT% 6-16 37.5%	
13 Miles Kelly	12:39	0-4	0-2	0-0	1 1 2	1 0	0	0	1	0	0	0	5	FT% 6-7 85.7%	
Team					1 1 2									Dead Ball Rebounds: 0	
Totals	25:54	6-16	6-7	4 17 21	16 13 62	8 13	11	3	2	-17					
Technical Fouls: NONE															

NCAA		Official Basketball Box Score - Final UNC at Georgia Tech												Game Time: 3:00 PM Game Duration: 1:54 Attendance: 6,217	
UNC - 70		Record: 6-2 (1-0)												Officials: Ted Valentine, Jeffrey Anderson, Tony Henderson	
NO. Name	Min	FG	3P	FT	Rebounds	Fouls	TP	AS	TO	ST	Blocks	+	-	Shooting By Period	
Min	M-A	M-A	M-A	OR DR TOT	PF FD						BS BA	+/	-	1st FG%	2nd FG%
19 (2nd 0:44)														1st FG% 13-28 46.4%	
9 (1st 8:43)														3PT% 5-8 62.5%	
12 (2nd 12:07)														FT% 0-0 0%	
5														2nd FG% 12-26 46.2%	
6														3PT% 1-8 12.5%	
12:53														FT% 6-7 85.7%	
Team														GM FG% 25-54 46.3%	
Totals														3PT% 6-16 37.5%	
Technical Fouls: NONE															

NCAA		Official Basketball Box Score - Final UNC at Georgia Tech												Game Time: 3:00 PM Game Duration: 1:54 Attendance: 6,217	
UNC - 70		Record: 6-2 (1-0)												Officials: Ted Valentine, Jeffrey Anderson, Tony Henderson	

2021-22 BOX SCORES

Official Basketball Box Score - Final															Game Time: 6:00 PM	
LSU at Georgia Tech															Game Duration: 2:08	
12/11/21 State Farm Arena, Atlanta															Attendance: 6,137	
2021-22 Men's Basketball															Officials: Pat Adams, Tony Greene, Jerry Heaster	
LSU - 69															Record: 9-9	
NO. Name	Min	FG	3P	FT	Rebounds	Fouls	TP	AS	TO	ST	Blocks	BS	BA	+/-	Shooting By Period	
4 Darius Days	F 28:05	2-11	1-7	0-1	1 9	10	2	3	5	1	2	1	0	1	4	1 st FG% 9.30
5 Mwan Wilson	F 15:46	0-1	0-0	0-0	1 0	2	0	0	0	1	0	0	0	5	3 rd FT% 20.00	
15 Elton Reid	C 23:02	3-9	0-1	0-1	5 3	8	3	2	6	2	1	2	2	1	8	2 nd FG% 15.32
0 Brandon Murray	G 29:37	3-8	1-4	3-4	1 2	3	2	2	10	0	2	2	0	1	10	3 rd FT% 1.5
1 Xavier Pinson	G 32:04	3-6	1-3	6-7	0 1	1	2	7	13	6	4	2	0	0	17	GM FG% 24.62
2 Eric Gaines	G 28:24	2-9	0-3	4-4	1 3	4	3	2	8	3	4	2	0	2	9	FT% 18.24
3 Alex Fudge	G 15:37	2-5	0-0	0-0	3 2	5	0	1	4	0	4	0	4	0	10	Dead Ball Rebounds: 3.0
13 Tari Eason	G 27:25	9-13	0-1	5-7	2 4	6	3	4	23	1	2	2	0	0	17	
Team					3 1	4	0									
Totals		24-62	3-19	18-24	17 25	42	17	21	69	13	21	11	6	5	16	
Technical Fouls: NONE																
Georgia Tech - 53															Record: 5-4	
NO. Name	Min	FG	3P	FT	Rebounds	Fouls	TP	AS	TO	ST	Blocks	BS	BA	+/-	Shooting By Period	
4 Jordan Usher	F 36:29	5-9	1-4	4-6	0 6	6	2	5	15	2	6	4	0	0	-17	1 st FG% 14.26
12 Khalid Moore	F 32:43	3-4	0-1	1-2	3 2	5	3	3	7	0	2	1	0	0	-19	3 rd FT% 4.7
24 Rodney Howard	C 28:22	3-11	0-0	1-2	1 2	3	4	1	7	2	0	0	4	3	-5	2 nd FG% 6.22
0 Michael DeVoe	G 38:16	4-8	1-3	3-6	1 4	5	3	6	12	3	5	0	1	-1	-17	3 rd FT% 1.10
5 Devon Smith	G 20:04	0-6	0-3	0-0	0 1	1	4	1	0	0	3	2	0	1	-8	GM FG% 29.48
1 Kyle Sturdivant	G 17:00	2-3	1-1	1-2	0 4	4	2	1	6	2	1	0	0	1	-6	FT% 3.15
10 Dallon "Deebo" Coleman	19:32	1-3	0-1	0-0	1 0	1	3	0	2	1	0	1	0	0	-4	3 rd FT% 10.18
13 Miles Kelly	G 09:34	2-4	0-2	0-0	0 0	0	0	4	1	1	1	0	0	0	-4	Dead Ball Rebounds: 5.1
Team					0 4	4	0									
Totals		20-48	3-15	10-18	6 23	29	21	17	53	11	24	9	5	6	-16	
Technical Fouls: NONE																
LSU															GT	
Biggest lead	18 (2 nd 1:48)		15 (1 st 6:50)		Points from Turnovers		LSU 33	GT 15	Period by Period Scoring		1st 2nd TOT					
Best Scoring Run	14 (2 nd 18:34)		11 (1 st 7:35)		Paint		42	32	LSU 30		39 69					
Lead Changes	3				Second Chance		19	10	GT 34		19 53					
Times Tied	3				Fast Breaks		19	17								
Time with Lead	17:05		21:47		Bench		35	12								

Official Basketball Box Score - Final															Game Time: 9:00 PM	
Georgia St. at Georgia Tech															Game Duration: 2:25	
12/21/21 McCamish Pavilion, Atlanta															Attendance: 4,228	
2021-22 Men's Basketball															Officials: Ron Groover, Moe Roberts, Chuck Jones	
Georgia St. - 62															Record: 6-5	
NO. Name	Min	FG	3P	FT	Rebounds	Fouls	TP	AS	TO	ST	Blocks	BS	BA	+/-	Shooting By Period	
15 Jai'Hair Hudson	F 28:35	4-5	0-0	0-0	3 3	6	5	0	8	0	1	2	0	1	-1	1 st FG% 4.10
25 Jalen Thomas	C 31:46	3-14	0-0	2-3	3 5	8	3	2	8	1	1	3	4	-20	3 rd FT% 7.7	
10 Nelson Phillips	G 34:31	4-8	2-5	1-3	1 2	3	5	3	11	1	0	0	0	-2	2 nd FG% 8.31	
11 Corey Allen	G 39:11	5-17	4-11	1-2	0 5	5	2	2	15	2	5	2	0	-13	3 rd FT% 3.10	
12 Kane Williams	G 38:07	2-11	0-1	9-9	1 1	2	2	9	13	3	2	1	1	-6	FT% 7.10	
2 Justin Roberts	22:57	0-1	0-1	2-2	0 2	2	2	2	2	0	2	0	0	-8	OT FG% 1.7	
33 Jamall Clyce	11:03	1-2	0-0	0-0	1 2	3	0	0	2	0	0	0	0	-2	3 rd FT% 0.2	
0 Evan Johnson	17:29	1-7	1-4	0-0	0 0	0	1	1	3	4	0	3	0	1	-4	FT% 1.2
30 Kaleb Scott	01:21	0-0	0-0	0-0	0 0	0	0	0	0	0	0	0	0	2	GM FG% 20.71	
Team					3 1	4	0									FT% 7.22
Totals		20-71	7-22	15-19	12 21	33	20	19	62	11	11	12	5	5	-10	FT% 15.19
Technical Fouls: NONE															Dead Ball Rebounds: 2.2	
Georgia Tech - 72															Record: 6-5	
NO. Name	Min	FG	3P	FT	Rebounds	Fouls	TP	AS	TO	ST	Blocks	BS	BA	+/-	Shooting By Period	
4 Jordan Usher	F 39:16	8-14	5-6	9-10	2 9	11	3	6	30	0	1	3	0	2	1	1 st FG% 14.26
12 Khalid Moore	F 33:02	3-7	0-0	5-6	3 3	6	1	4	11	2	1	0	0	0	16	3 rd FT% 6.8
24 Rodney Howard	C 07:49	0-0	0-0	0-0	1 1	2	0	1	0	1	2	0	0	0	6	2 nd FG% 6.25
0 Michael DeVoe	G 30:07	2-11	1-8	3-6	1 5	6	5	4	8	3	5	1	1	0	-4	3 rd FT% 1.8
5 Deivon Smith	G 20:49	2-5	0-0	0-0	3 3	2	0	4	2	6	1	0	0	1	-7	GM FG% 22.56
2 Saba Gigberia	G 13:39	1-1	0-0	0-0	3 3	1	3	2	0	3	0	2	0	0	10	FT% 9.22
1 Kyle Sturdivant	28:21	4-9	2-4	2-2	1 6	7	3	2	12	1	1	1	0	0	-10	3 rd FT% 7.8
13 Miles Kelly	26:15	1-5	1-3	0-0	1 2	3	0	0	3	0	3	0	0	1	9	GM FG% 22.56
23 Jordan Meka	21:19	0-2	0-0	0-0	1 6	7	4	0	2	1	0	2	0	1	-9	FT% 9.22
11 Tristan Maxwell	04:23	1-2	0-1	0-0	1 0	1	0	2	0	0	0	0	0	3		3 rd FT% 19.24
Team					1 1	2	0									Dead Ball Rebounds: 4.2
Totals		22-56	9-22	19-24	12 39	51	19	20	72	11	23	6	5	5	10	
Technical Fouls: NONE																
GSU															GaTech	
Biggest lead	6 (2 nd 7:59)		15 (1 st 3:50)		Points from Turnovers		18	9	Period by Period Scoring		1st 2nd TOT					
Best Scoring Run	10 (2 nd 7:59)		11 (1 st OT 2:50)		Paint		22	18	GSU 33		26 3		62			
Lead Changes	2				Second Chance		8	4	GaTech 40		19 13		72			
Times Tied	1				Fast Breaks		5	12								
Time with Lead	10:43		32:59		Bench		7	19								

Official Basketball Box Score - Final															Game Time: 2:00 PM	
Georgia Tech at Southern California															Game Duration: 1:42	
12/18/21 Footprint Center, Phoenix															Attendance: 7,621	
2021-22 Men's Basketball															Officials: Greg Nixon, Kipp Kissinger, Rob Riley	
Georgia Tech - 53															Record: 5-5	
NO. Name	Min	FG	3P	FT	Rebounds	Fouls	TP	AS	TO	ST	Blocks	BS	BA	+/-	Shooting By Period	
4 Jordan Usher	F 28:59	5-14	1-2	0-0	2 3	5	3	0	11	0	1	1	0	1	-8	1 st FG% 10.30
12 Khalid Moore	F 25:13	1-3	0-0	0-0	5 3	8	4	1	2	2	1	1	0	0	-6	3 rd FT% 2.8
24 Rodney Howard	C 19:38	0-0	0-0	1-2	1 2	3	1	1	1	0	2	0	0	0	-11	FT% 2.4
0 Michael DeVoe	G 34:14	9-22	2-6	5-7	1 3	4	0	4	25	1	0	3	0	-5	2 nd FG% 11.34	
5 Deivon Smith	G 22:25	2-5	0-2	0-0	0 5	5	2	1	4	1	1	2	0	0	-14	3 rd FT% 3.11
2 Saba Gigberia	09:13	0-2	0-0	0-0	0 5	5	1	0	0	0	0	0	1	0	-3	FT% 4.5
1 Kyle Sturdivant	20:28	2-6	1-4	0-0	1 1	1	1	0	5	0	1	0	0	0	-5	GM FG% 21.64
10 Dallon "Deebo" Coleman	24:19	1-5	1-2	0-0	0 0	0	2	0	3	1	1	0	0	0	-8	3 rd FT% 5.19
13 Miles Kelly	15:31	1-7	0-3	0-0	0 0	0	2	0	2	0	0	0	0	1	-10	FT% 6.9
Team					3 0	3	0									Dead Ball Rebounds: 1.0
Totals		21-64	5-19	6-9	12 22	34	16	7	53	5	7	7	1	2	-14	
Technical Fouls: NONE																
Southern California - 67															Record: 12-0	
NO. Name	Min	FG	3P	FT	Rebounds	Fouls	TP	AS	TO	ST	Blocks	BS	BA	+/-	Shooting By Period	
1 Chavez Goodwin	F 28:34	4-7	0-0	5-6	3 5	8	0	3	13	1	1	0	0	0	6	1 st FG% 12.29
3 Isaiah Mobley	F 31:47	4-8	2-3	1-4	2 3	5	3	4	11	3	3	0	1	0	13	3 rd FT% 6.13
0 Boogie Ellis	G 37:00	7-14	0-2	2-2	0 7	7	1	2	16	2	3	0	0	0	20	FT% 3.4
13 Drew Peterson	G 36:04	5-12	4-9	0-0	1 7	8	2	3	14	4	4	0	1	0	18	2 nd FG% 13.23
20 Ethan Anderson	G 32:14	4-8	3-4	0-0	3 3	1	1	1	11	2	0	1	0	0	14	3 rd FT% 3.6
21 Reese Dixon-Waters	10:12	0-1	0-0	0-0	1 1	2	0	2	0	0	0	0	0	0	-1	FT% 5.9
5 Isaiah White	12:33	0-2	0-0	0-1	0 3	2	0	1	0	1	1	0	0	1	-6	GM FG% 25.52
24 Joshua Morgan	12:35	1-2	0-0	0-0	1 1	2	0	0	2	0	0	0	0	0		

2021-22 BOX SCORES

Official Basketball Box Score - Final															Game Time: 9:05 PM	
Georgia Tech at #2 Duke															Game Duration: 2:08	
01/04/22 Cameron Indoor Stadium, Durham, N.C.															Attendance: 9,914	
2021-22 Duke Basketball															Officials: Bert Smith, AJ Desai, Jeff Hartness	
Georgia Tech - 57																
Record: 6-7 (0-3)																
NO. Name	Min	FG	3P	FT	Rebounds	Fouls	TP	AS	TO	ST	Blocks	BS	BA	+/-	Shooting By Period	
4 Jordan Usher	F 33:34	4-9	0-0	3-4	2	2	4	3	5	11	1	2	1	0	3	1 st FG%: 8-32 25.0%
12 Khalid Moore	F 23:59	3-9	1-2	0-0	0	2	2	5	0	7	0	0	0	1	3	3 rd FG%: 3-9 33.3%
23 Jordan Meka	C 21:24	1-6	0-0	0-0	4	4	8	3	0	2	0	0	0	2	1	FT%: 4-4 100%
0 Michael Devoe	G 38:37	8-19	3-10	2-2	1	6	7	3	5	21	2	1	1	1	12	2 nd FG%: 13-32 40.6%
1 Kyle Sturdivant	G 20:40	2-5	1-1	2-2	0	3	5	1	7	2	2	3	0	0	2	3 rd FG%: 3-11 27.3%
2 Saba Gigberia	14:06	2-6	0-0	2-4	2	4	6	4	2	6	1	1	0	0	2	FT%: 5-8 62.5%
3 Bubba Parham	27:00	0-5	0-0	0-0	0	0	0	1	1	0	3	0	0	1	8	GM FG%: 21-64 32.8%
10 Dallan "Deebo" Coleman	20:40	1-5	1-2	0-0	0	1	1	3	0	0	0	0	1	0	14	3 rd FT%: 6-20 30.0%
Team					1	3	4			0	1					FT%: 9-12 75.0%
Totals		21-64	6-20	9-12	10	25	35	27	14	57	9	5	7	8	12	Dead Ball Rebounds: 2, 0
Technical Fouls: NONE																

Official Basketball Box Score - Final															Game Time: 8:00 PM		
Georgia Tech at #2 Duke															Game Duration: 2:05		
01/04/22 Cameron Indoor Stadium, Durham, N.C.															Attendance: 5,613		
2021-22 Duke Basketball															Officials: Jame Luckie, Jeff Clark, Jeff Poir		
Georgia Tech - 68																	
Record: 9-5 (3-1)																	
NO. Name	Min	FG	3P	FT	Rebounds	Fouls	TP	AS	TO	ST	Blocks	BS	BA	+/-	Shooting By Period		
4 Jordan Usher	F 34:45	1-2	0-2	0-0	0	9	9	3	3	3	1	2	1	0	0	9	1 st FG%: 13-32 40.6%
12 Khalid Moore	F 40:01	9-21	3-7	1-1	2	5	7	2	2	22	3	4	3	0	0	9	3 rd FG%: 3-10 30.0%
23 Jordan Meka	G 40:40	4-10	2-6	0-1	0	4	4	2	2	12	0	3	2	0	0	5	FT%: 0-2 0%
0 Michael Devoe	G 23:05	3-5	1-2	0-0	0	1	1	4	1	7	0	1	3	0	0	16	2 nd FG%: 15-28 53.6%
1 Kyle Sturdivant	G 37:13	6-18	0-5	2-2	1	4	5	1	1	14	3	1	1	0	3	3 rd FT%: 2-9 22.2%	
2 Saba Gigberia	12:54	0-1	0-1	0-0	0	1	1	2	0	0	0	0	1	0	0	4	FT%: 1-1 100%
11 Tristan Maxwell	36:22	8-9	0-0	0-0	2	5	7	1	3	16	3	1	0	2	0	7	GM FG%: 24 50.0%
5 Deivon Smith	07:02	1-3	0-0	0-0	1	2	3	0	0	0	0	0	0	0	1	3	3 rd FT%: 2-3 66.7%
13 Miles Kelly	05:04	1-3	0-1	0-0	0	1	1	0	0	2	0	0	0	0	0	3	GM FT%: 31-66 47.0%
Team					1	3	4			0	0					3 rd FT%: 7-23 30.4%	
Totals		31-66	7-23	3-6	6	32	38	14	12	72	19	12	11	2	3	4	FT%: 3-6 50.0%
Technical Fouls: NONE																	

Official Basketball Box Score - Final															Game Time: 8:00 PM		
Georgia Tech at #2 Duke															Game Duration: 2:05		
01/04/22 Cameron Indoor Stadium, Durham, N.C.															Attendance: 5,613		
2021-22 Duke Basketball															Officials: Brian Dorsey, Pat Driscoll, Pat Adams		
Georgia Tech - 69																	
Record: 12-1 (2-0)																	
NO. Name	Min	FG	3P	FT	Rebounds	Fouls	TP	AS	TO	ST	Blocks	BS	BA	+/-	Shooting By Period		
0 Wendell Moore Jr.	F 35:32	2-11	1-3	3-5	1	1	2	2	3	8	2	3	0	0	3	4	1 st FG%: 9-29 31.0%
5 Paolo Banchero	F 36:15	4-8	0-1	9-16	3	8	11	2	9	17	4	3	2	3	0	10	3 rd FT%: 14-19 73.7%
15 Mark Williams	C 20:08	4-8	0-0	2-2	5	9	14	0	1	10	0	2	0	3	1	0	2 nd FG%: 10-22 45.5%
1 Trevor Keels	G 36:10	4-10	2-6	0-0	0	5	5	2	0	10	0	1	1	0	0	5	3 rd FT%: 2-7 28.6%
3 Jeremy Roach	G 36:10	1-5	0-2	7-9	0	3	3	4	7	9	3	1	0	0	1	11	FT%: 12-21 57.1%
12 Theo John	03:59	0-2	0-0	0-0	1	1	1	0	1	0	0	0	0	0	1	5	GM FG%: 19-51 37.3%
21 AJ Griffin	22:45	3-5	1-2	5-8	3	6	6	1	6	12	2	0	0	1	0	17	3 rd FT%: 5-16 31.3%
13 Joey Baker	07:19	1-1	1-1	0-0	0	0	0	0	3	0	0	0	0	0	0	4	FT%: 26-40 65.0%
2 Jaylen Blakes	01:42	0-1	0-1	0-0	0	1	1	0	0	0	0	0	0	0	0	4	Dead Ball Rebounds: 7, 0
Team					2	3	5			0	0						
Totals		19-51	5-16	26-40	14	34	48	14	27	69	11	10	3	8	7	12	
Technical Fouls: NONE																	

Biggest lead		GT		DUKE		Points from Turnovers		GT		DUKE		Period by Period Scoring				
2 (1 st 15:16)		15 (2 nd 8:21)		7		7		1st		2nd		TOT				
Best Scoring Run		6 (2 nd 5:51)		8 (1 st 2:27)		28		26		GT 23			34		57	
Lead Changes		2		8		17										
Times Tied		1														
Time with Lead		01:20		37:23		9		15		DUKE 35			34		69	

Official Basketball Box Score - Final															Game Time: 8:00 PM		
Georgia Tech at North Carolina															Game Duration: 2:05		
01/09/22 McCarroll Pavilion, Atlanta															Attendance: 5,613		
2021-22 Merit Basketball															Officials: Jame Luckie, Jeff Clark, Jeff Poir		
Georgia Tech - 68																	
Record: 6-8 (0-4)																	
NO. Name	Min	FG	3P	FT	Rebounds	Fouls	TP	AS	TO	ST	Blocks	BS	BA	+/-	Shooting By Period		
4 Jordan Usher	F 40:04	7-17	2-7	0-0	1	13	14	2	1	16	6	5	0	0	2	-2	1 st FG%: 14-33 42.4%
12 Khalid Moore	F 35:34	3-9	0-2	2-3	2	2	4	1	3	8	0	0	0	1	0	-4	3 rd FT%: 4-14 28.6%
23 Jordan Meka	C 17:38	0-1	0-0	0-0	2	3	2	0	0	0	0	2	0	1	0	-3	FT%: 10-27 37.0%
0 Michael Devoe	G 42:43	8-15	1-6	3-3	1	5	6	1	5	20	3	4	1	1	0	-4	2 nd FG%: 10-27 37.0%
1 Kyle Sturdivant	G 37:58	3-8	2-4	2-2	1	0	1	3	1	10	4	2	0	0	0	-3	3 rd FT%: 2-10 20.0%
10 Dallan "Deebo" Coleman	23:29	1-5	1-5	3-4	0	2	2	2	2	6	1	1	3	0	0	-2	FT%: 5-6 83.3%
2 Saba Gigberia	02:06	0-0	0-0	0-0	0	1	1	0	0	0	0	0	0	0	0	-2	OT FT%: 2-7 28.6%
11 Tristan Maxwell	13:22	2-6	0-2	0-0	0	0	0	1	1	4	0	0	0	0	0	4	3 rd FT%: 0-3 0.0%
5 Deivon Smith	07:02	1-3	0-0	0-0	1	2	3	0	1	2	0	0	0	0	0	-1	GM FT%: 26-67 38.8%
13 Miles Kelly	05:04	1-3	0-1	0-0	0	1	1	0	0	2	0	0	0	0	0	-3	3 rd FT%: 6-27 22.2%
Team					2	1	3			0	1						FT%: 10-12 83.3%
Totals		26-67	6-27	10-12	10	30	40	12	14	88	15	14	6	3	2	-4	Dead Ball Rebounds: 1, 0
Technical Fouls: NONE																	

Biggest lead		ND		GaTech		Points from Turnovers		ND		GaTech		Period by Period Scoring						
6 (1 st OT 1:49)		8 (1 st 11:20)		13		17		13		26		1st/2nd/OT1/TOT						
Best Scoring Run		11 (2 nd 12:38)		7 (1 st 15:12)		40		26		ND 29			33		10		72	
Lead Changes		8		6		7												
Times Tied		4		12														
Time with Lead		11:33		27:46		16		14		GaTech 35			27		6		88	

Official Basketball Box Score - Final															Game Time: 9:00 PM		
Georgia Tech at Boston College															Game Duration: 2:03		
01/12/22 Silvio O. Conte Forum, Chestnut Hill, Mass.															Attendance: 5,591		
2021-22 Merit Basketball															Officials: Brian Dorsey, Pat Driscoll, Pat Adams		
Georgia Tech - 81																	
Record: 7-8 (1-4)																	
NO. Name	Min	FG	3P	FT	Rebounds	Fouls	TP	AS	TO	ST	Blocks	BS	BA	+/-	Shooting By Period		
4 Jordan Usher	F 27:17	6-12	1-4	1-4	1	4	5	3	14	4	3	2	0	0	11	1 st FG%: 14-29 48.3%	
12 Khalid Moore	F 21:02	0-3	0-0	2-2	1	3	4	4	3	2	2	2	0	0	1	6	3 rd FT%: 5-12 41.7%
0 Michael Devoe	G 37:26	5-10	0-2	3-3	4	5	9	2	5	13	4	4	2	4	0	8	FT%: 3-5 60%
1 Kyle Sturdivant	G 19:05	3-6	0-0	0-0	0	2	2	1	0	6	1	0	0	0	3	2 nd FG%: 15-26 57.7%	
10 Dallan "Deebo" Coleman	G 29:32	4-8	3-6	0-0	3	2	5	4	0	11	2	1	2	0	2	3	3 rd FT%: 6-13 46.2%
5 Deivon Smith	24:17	3-4	0-1	3-4	2	3	5	3	3	3	1	2	0	0	2	4	FT%: 9-12 75%
11 Tristan Maxwell	25:56	7-11	1-2	0-1	1	3	1	22	0	1	0	0	0	0	-4	GM FG%: 29-57 50.9%	
13 Miles Kelly	13:52	1-3	0-1	2-2	0	2	2	1	1	4	1	1	0	0	3	3 rd FT%: 11-25 44.0%	
23 Jordan Meka	01:33	0-0	0-0	0-0	0	0	0	0	0	0	0	0	0	0	-4	FT%: 12-17 70.6%	
Team					0	2	2			0	2						Dead Ball Rebounds: 5, 0
Totals		29-57	11-25	12-17	11	24	35	22	16	81	17	17	10	6	1	5	
Technical Fouls: NONE																	

Official Basketball Box Score - Final															Game Time: 8:00 PM	
Georgia Tech at North Carolina																

2021-22 BOX SCORES

Official Basketball Box Score - Final													Game Time: 7:00 PM			
Wake Forest at Georgia Tech													Game Duration: 1:57			
01/19/22 McCamish Pavilion, Atlanta													Attendance: 4,698			
2021-22 Men's Basketball													Officials: Jamie Luckie, Ted Valentine, Johnq Gaffney			
Record: 15-4 (5-3)													Record: 6-10			
NO.	Name	Min	FG	3P	FT	Rebounds	Fouls	TP	AS	TO	ST	Blocks	+/-	Shooting By Period		
1	Isiah Muclius	F 32:08	8-12	2-6	0-0	2 2 0	0 0	18	1	2	0	0	3	1 st FG%	14-26	55.2%
13	Dallas Walton	C 21:36	5-7	0-0	1-1	2 3 0	2 1	11	1	1	3	0	0	3 rd FG%	3-13	23.1%
0	Jake LaRavia	G 40:00	5-7	0-1	3-4	2 3 3	4 4	13	9	5	1	2	1	FT%	2-2	100%
4	Daivien Williamson	G 23:30	4-9	3-5	0-0	1 1 2	0 1	11	0	3	1	0	6	2 nd FG%	17-29	58.6%
31	Alondes Williams	G 36:40	8-13	1-5	2-2	0 7 7	2 3	19	9	4	1	3	0	3 rd FT%	4-5	80%
20	Khadim Sy	22:08	0-3	0-3	0-0	0 5 5	3 1	0	0	3	1	0	0	GM FG%	33-58	56.9%
30	Damari Monsanto	11:41	2-5	2-5	0-0	0 8 8	1 0	6	0	0	2	0	0	3 rd FT%	8-26	30.8%
11	Carter Whitt	12:17	1-2	0-1	0-0	0 0 0	1 0	2	3	1	0	0	0	FT%	6-7	85.7%
Team													Dead Ball Rebounds: 1, 1			
Totals													33-58 8-26 6-7 4 30 34 12 10 80 23 18 9 8 2 16			

Georgia Tech - 64													Record: 7-10 (1-6)			
NO.	Name	Min	FG	3P	FT	Rebounds	Fouls	TP	AS	TO	ST	Blocks	+/-	Shooting By Period		
4	Jordan Usher	F 22:40	5-10	1-4	2-6	2 3 5	2 4	13	0	2	2	0	1	1 st FG%	14-35	40.0%
12	Khalid Moore	F 27:39	1-3	0-1	2-2	2 1 3	3 1	4	1	0	1	0	0	3 rd FG%	3-12	25.0%
2	Saba Gigberia	C 16:47	4-8	0-0	0-0	1 0 1	1 0	8	3	2	0	0	0	FT%	2-3	66.7%
0	Michael Devove	G 33:01	9-21	2-9	2-2	0 1 1	2 8	22	2	2	1	0	1	2 nd FG%	11-30	36.7%
1	Kyle Sturdivant	G 25:42	2-4	0-0	0-0	1 1 2	1 0	4	1	2	0	0	1	FT%	7-12	58.3%
24	Rodney Howard	16:25	0-2	0-0	1-2	2 2 4	0 1	1	3	0	1	1	1	GM FG%	25-45	38.5%
5	Devon Smith	15:18	1-1	0-0	0-0	2 2 1	1 1	2	3	4	0	0	0	3 rd FT%	5-22	22.7%
10	Dallan "Deebo" Coleman	20:48	2-9	1-5	0-0	0 3 3	0 0	5	0	0	0	3	2	FT%	9-15	60.0%
11	Tristan Maxwell	10:56	1-7	1-3	1-2	1 3 4	0 2	4	1	1	0	1	0	Dead Ball Rebounds: 3, 1		
13	Miles Kelly	10:44	0-0	0-0	1-1	0 3 3	0 0	1	1	2	0	0	1	Dead Ball Rebounds: 0, 1		
Team													3 1 4 0 0 0			
Totals													25-65 5-22 9-15 12 20 32 10 12 64 14 15 11 2 8 16			

Technical Fouls: NONE												
Wake		GaTech		Points from Turnovers		Wake		GaTech		Period by Period Scoring		
Biggest lead	16 (2 nd 4:00)	4 (1 st 15:53)	Turnovers	21	14	1st	2nd	TOT	Wake	37	43	80
Best Scoring Run	10 (2 nd 5:51)	6 (1 st 15:53)	Paint	48	30				GaTech	33	31	64
Lead Changes	5	0	Second Chance	2	9							
Times Tied	8	0	Fast Breaks	24	13							
Time with Lead	30:29	04:25	Bench	8	13							

Official Basketball Box Score - Final													Game Time: 5:00 PM			
Clayton St. at Georgia Tech													Game Duration: 1:53			
01/23/22 McCamish Pavilion, Atlanta													Attendance: 4,127			
2021-22 Men's Basketball													Officials: Ron Groover, Mark Schurz, Kellen Miller			
Record: 15-4 (5-3)													Record: 6-10			
NO.	Name	Min	FG	3P	FT	Rebounds	Fouls	TP	AS	TO	ST	Blocks	+/-	Shooting By Period		
5	Ricardo Lynch	F 17:39	1-7	1-4	2-4	1 1 2	2 1	2	5	1	2	0	0	1 st FG%	8-25	32.0%
40	Jalen Shaw	C 17:10	4-4	0-0	2-4	0 3 3	1 3	10	0	2	0	1	0	3 rd FG%	1-13	7.7%
0	Xavier Joyner	G 15:47	1-5	1-5	0-0	0 0 1	1 1	3	1	0	2	0	0	FT%	3-10	30%
2	Kobie Johnson	G 18:16	0-4	0-3	0-0	0 2 2	0 0	0	2	1	1	0	0	2 nd FG%	10-29	34.5%
23	Wes Williams	G 15:22	0-5	0-3	0-0	0 2 0	2 0	0	0	1	4	1	0	3 rd FT%	3-13	23.1%
4	Xavier Womack	21:31	2-3	0-0	2-3	2 1 3	1 5	9	4	1	1	0	0	GM FG%	18-54	33.3%
44	Ricardo Saams Jr.	21:15	2-6	0-2	2-3	0 0 0	2 2	6	0	0	0	1	0	3 rd FT%	4-26	15.4%
1	Austin Hadden	17:37	2-7	0-3	2-6	3 1 4	0 6	6	3	1	1	0	1	FT%	13-25	52.0%
15	Glenn Robinson II	22:10	3-6	2-4	0-0	0 2 2	0 0	8	1	0	0	0	1	Dead Ball Rebounds: 6, 1		
25	Jordan Walker	22:34	2-4	0-1	0-0	2 2 4	2 0	4	0	4	0	3	0	Dead Ball Rebounds: 0, 1		
24	Jordan Curtis	10:39	1-3	0-1	0-0	0 0 0	1 0	2	0	1	0	0	0	Dead Ball Rebounds: 0, 1		
Team													2 1 3 0 0 0			
Totals													18-54 4-26 13-25 10 15 25 9 19 53 13 16 6 5 2 50			

Georgia Tech - 103													Record: 8-10			
NO.	Name	Min	FG	3P	FT	Rebounds	Fouls	TP	AS	TO	ST	Blocks	+/-	Shooting By Period		
4	Jordan Usher	F 23:43	7-11	2-4	0-0	2 3 5	0 1	16	1	2	1	0	0	1 st FG%	20-36	55.6%
12	Khalid Moore	F 17:49	3-5	1-1	2-2	1 3 4	0 1	9	1	0	2	0	1	3 rd FG%	9-16	56.3%
24	Rodney Howard	C 09:12	1-2	0-0	2-2	1 3 1	5 1	4	0	1	1	0	0	FT%	2-3	66.7%
0	Michael Devove	G 27:04	7-13	4-7	2-3	0 6 6	0 2	20	7	3	1	0	1	2 nd FG%	19-34	55.9%
1	Kyle Sturdivant	G 19:53	3-5	1-3	0-0	1 1 1	0 0	7	5	1	3	0	0	3 rd FT%	6-8	75%
10	Dallan "Deebo" Coleman	23:30	4-5	4-5	0-0	2 2 3	0 0	12	0	0	1	0	0	GM FG%	39-70	55.7%
5	Devon Smith	21:12	2-10	0-0	0-0	4 1 5	2 1	4	2	1	1	2	2	3 rd FT%	15-24	62.5%
13	Miles Kelly	21:25	2-5	2-3	0-0	0 1 1	3 0	6	1	0	0	0	1	FT%	10-11	90.9%
23	Jordan Meka	14:22	2-3	0-0	0-0	2 3 5	4 1	4	3	0	2	0	0	Dead Ball Rebounds: 0, 1		
14	Jalon Moore	13:12	5-6	1-1	2-2	3 3 6	0 1	13	0	2	1	1	0	Dead Ball Rebounds: 0, 1		
2	Saba Gigberia	06:02	3-5	0-0	2-2	2 1 3	2 1	8	1	0	0	0	0	Dead Ball Rebounds: 0, 0		
30	Coleman Boyd	01:18	0-0	0-0	0-0	0 0 0	0 0	0	0	0	0	0	0	Dead Ball Rebounds: 0, 0		
33	Brayden Daniels	01:18	0-0	0-0	0-0	0 0 0	0 0	0	0	0	0	0	0	Dead Ball Rebounds: 0, 0		
Team													0 6 6 0 0 0			
Totals													39-70 15-24 10-11 16 31 47 19 9 103 22 10 13 2 5 50			

Technical Fouls: NONE												
ClaySt		GaTech		Points from Turnovers		ClaySt		GaTech		Period by Period Scoring		
Biggest lead	2 (1 st 17:25)	50 (2 nd 1:18)	Turnovers	9	21	1st	2nd	TOT	ClaySt	20	33	53
Best Scoring Run	7 (2 nd 14:50)	13 (2 nd 18:53)	Paint	20	48				GaTech	51	52	103
Lead Changes	2	0	Second Chance	8	16							
Times Tied	2	7	Fast Breaks	7	27							
Time with Lead	00:22	38:34	Bench	35	47							

Official Basketball Box Score - Final													Game Time: 9:00 PM			
Florida St. at Georgia Tech													Game Duration: 2:05			
01/29/22 McCamish Pavilion, Atlanta													Attendance: 4,697			
Georgia Tech vs. Florida State													Officials: Roger Ayers, Bill Covington, Tony Henderson			
Record: 13-6 (6-3)													Record: 16-5 (8-2)			
NO.	Name	Min	FG	3P	FT	Rebounds	Fouls	TP	AS	TO	ST	Blocks	+/-	Shooting By Period		
22	John Butler	F 23:18	3-6	2-3	0-0	0 2 2	0 0	8	0	1	0	0	0	1 st FG%	14-26	50.0%
24	Nehem McLeod	C 17:40	4-6	0-0	2-3	5 2 7	1 2	10	0	1	0	0	0	3 rd FG%	2-9	22.2%
0	RayQuan Evans	G 27:22	1-3	0-1	4-4	0 0 0	2 2	6	4	5	3	0	0	FT%	3-4	75%
2	Anthony Polite	G 26:13	4-8	3-3	0-0	2 2 4	3 1	11	0	3	1	1	0	2 nd FG%	8-26	30.8%
4	Caleb Mills	G 19:03	2-7	1-4	0-0	2 2 2	1 4	5	2	3	1	0	0	3 rd FT%	5-8	62.5%
1	Jalen Warley	21:07	3-6	0-2	0-0	1 3 4	3 0	6	3	3	0	0	0	GM FG%	22-54	40.7%
10	Malik Osborne	18:42	1-5	0-2	1-3	0 2 2	1 3	3	1	0	0	0	0	3 rd FT%	7-12	58.3%
31	Wyatt Wilkes	07:58	0-0	0-0	2-3	0 1 1	1 0	2	0	0	0	0	0	FT%	7-12	58.3%
35	Matthew Cleveland	26:52	2-10	0-1	1-3	1 6 7	3 3	5	3	0	0	0	0	Dead Ball Rebounds: 3, 0		
11	Tanor Ngom	03:07	0-0	0-0	0-0	0 0 0	2 0	0	0	0	0	0	0	Dead Ball Rebounds: 0, 0		
21	Cam/Ron Fletcher	08:38	2-3	1-1	0-0	1 1 2	0 0	5	0	1	0	0	0	Dead Ball Rebounds: 0, 0		
Team													2 5 7 0 0 0			
Totals													22-54 7-17 10-16 12 26 38 16 16 61 13 17 5 1 0 14			

Georgia Tech - 75													Record: 9-10 (2-6)			
NO.	Name	Min	FG	3P	FT	Rebounds	Fouls	TP	AS	TO	ST	Blocks	+/-	Shooting By Period		
4	Jordan Usher	F 37:41	6-14	3-7	4-6	1 7 8	3 6	19	5	0	0	0	0	1 st FG%	13-29	44.8%
12	Khalid Moore	F 26:19	1-2	0-0	7-10	1 1 2	5 5	9	1	1	5	0	0	3 rd FG%	8-19	42.1%
24	Rodney Howard	C 30:31	2-3	0-0	0-0	4 3 7	4 0	4	0							

2021-22 BOX SCORES

Official Basketball Box Score - Final															Game Time: 9:00 PM	
Georgia Tech at Virginia Tech															Game Duration: 2:00	
02/02/22 Cassell Coliseum, Blacksburg, Va.															Attendance: 6,887	
2021-22 Men's Basketball															Officials: Ron Groover, Brian Dorsey, Matt Potter	
Georgia Tech - 66															Record: 9-12 (3-8)	
NO. Name	Min	FG	3P	FT	Rebounds	Fouls	TP	AS	TO	ST	Blocks	BS	BA	+/-	Shooting By Period	
4 Jordan Usher	F 26:18	3-12	2-6	0-0	0 3 3	5 1	8	1	2	0	0	0	0	-16	1 st FG%: 14-32	43.8%
12 Khalid Moore	F 21:33	0-6	0-2	0-0	2 1 3	4 0	0	0	1	1	0	0	-22	3 ^{PT} %: 4-12	33.3%	
24 Rodney Howard	C 23:47	1-3	0-0	2-2	2 4 6	3 1	4	1	1	2	2	1	1	2	FT%: 3-3	100%
0 Michael Devoe	G 37:27	11-19	5-9	3-3	1 1 2	2 4	30	0	4	0	0	1	-14	2 nd FG%: 10-28	35.7%	
1 Kyle Sturdivant	G 27:11	4-5	1-1	0-0	1 1 2	1 0	9	3	1	2	0	0	-18	3 ^{PT} %: 6-13	46.2%	
5 Deivon Smith	18:31	3-7	1-3	2-2	0 2 2	0 1	9	2	0	0	0	0	4	FT%: 5-5	100%	
10 Dallan "Deebo" Coleman	24:33	2-5	1-2	1-1	0 2 2	2 2	6	1	0	0	0	0	-14	GM FG%: 24-60	40.0%	
13 Miles Kelly	13:07	0-2	0-0	0-0	0 3 3	3 2	0	0	2	0	0	0	0	FT%: 10-25	40.0%	
14 Jalon Moore	07:31	0-0	0-0	0-0	1 1 2	3 0	0	0	1	0	0	0	4	FT%: 8-8	100.0%	
2 Saba Gigberia	00:02	0-1	0-0	0-0	0 0 0	0 0	0	0	0	0	0	0	0	Dead Ball Rebounds: 1.0		
Team					0 1 1	0	0	0	0	0	0	0	0			
Totals	24:60	10-25	8-8	7	19	26	23	11	66	8	12	7	3	-15	Technical Fouls: NONE	
Virginia Tech - 81															Record: 10-12 (4-7)	
NO. Name	Min	FG	3P	FT	Rebounds	Fouls	TP	AS	TO	ST	Blocks	BS	BA	+/-	Shooting By Period	
22 Keve Aluma	F 27:23	8-11	0-0	8-9	3 4 7	1 7	24	1	3	0	0	0	8	1 st FG%: 15-25	60.0%	
25 Justyn Mutts	F 32:35	4-4	0-0	2-2	5 3 8	2 4	10	4	2	0	1	0	11	3 ^{PT} %: 6-12	50.0%	
0 Hunter Cattoor	G 37:18	2-8	1-7	3-4	0 5 5	2 4	8	3	2	1	0	0	21	FT%: 10-12	83.3%	
4 Nahiem Alleyne	G 26:26	2-7	1-4	0-0	0 0 0	3 3	5	2	1	2	0	0	4	2 nd FG%: 13-28	46.4%	
5 Storm Murphy	G 31:32	6-10	4-6	2-2	0 3 3	1 1	18	3	2	1	0	0	15	3 ^{PT} %: 2-8	25.0%	
13 Darius Maddox	13:46	2-4	1-2	1-3	0 1 1	2 1	6	1	1	0	0	0	4	FT%: 7-10	70%	
1 David N'Gessan	18:46	3-8	0-0	1-2	1 6 7	0 1	7	2	0	0	1	2	11	GM FG%: 28-53	52.8%	
3 Sean Pedulla	09:57	1-1	1-1	0-0	0 1 1	0 2	3	0	2	1	0	0	3	3 ^{PT} %: 8-20	40.0%	
21 John Ojako	02:17	0-0	0-0	0-0	0 0 0	0 0	0	0	0	0	0	0	-2	FT%: 17-22	77.3%	
Team					0 4 4	0	0	1	0	0	0	0	0		Dead Ball Rebounds: 2.1	
Totals	28:53	8-20	17-22	9	27	36	11	23	81	16	14	4	3	-15	Technical Fouls: NONE	
Biggest lead															Jacket	
Best Scoring Run															Hokies	
Lead Changes															Points from Turnovers	
Times Tied															Period by Period Scoring	
Time with Lead															1st 2nd TOT	
															Jacket 35 31 66	
															Hokies 46 35 81	

Official Basketball Box Score - Final															Game Time: 2:00 PM	
Clemson at Georgia Tech															Game Duration: 1:47	
02/05/22 McCamish Pavilion, Atlanta															Attendance: 5,784	
2021-22 Men's Basketball															Officials: Tod Valentine, Lamar Simpson, Mark Schurz	
Clemson - 64															Record: 12-10 (4-7)	
NO. Name	Min	FG	3P	FT	Rebounds	Fouls	TP	AS	TO	ST	Blocks	BS	BA	+/-	Shooting By Period	
24 PJ Hall	F 27:51	9-15	0-0	0-0	4 4 8	1 4	18	4	3	1	2	0	-11	1 st FG%: 9-25	36.0%	
33 Naz Bohannon	F 30:03	4-6	0-0	1-2	2 6 8	2 2	9	2	5	2	0	0	-8	3 ^{PT} %: 1-9	11.1%	
2 Al-Amir Dawes	G 28:01	6-11	0-0	2-2	0 2 2	2 0	18	2	4	2	0	0	-3	FT%: 1-2	50%	
3 Chase Hunter	G 34:01	1-7	0-3	2-2	1 4 5	1 3	4	5	3	1	0	0	4	2 nd FG%: 15-33	45.5%	
13 David Collins	G 30:27	2-5	0-1	2-2	1 5 6	3 4	6	1	2	2	1	0	0	3 ^{PT} %: 5-15	33.3%	
1 Ian Schiefelin	13:06	2-5	0-1	0-0	1 2 3	1 0	4	0	0	0	1	0	2	FT%: 9-9	100%	
4 Nick Honor	19:04	0-5	0-3	0-0	0 0 0	1 0	0	2	1	0	0	1	-12	GM FG%: 24-58	41.4%	
12 Alex Hernerway	16:57	0-4	0-4	5-5	0 1 1	2 2	5	0	0	1	0	0	3	3 ^{PT} %: 5-24	25.0%	
Team					1 0 1	2	0	0	0	0	0	0	0		Dead Ball Rebounds: 2.1	
Totals	24:58	6-24	10-11	10	24	34	13	15	64	16	18	9	4	-5	Technical Fouls: NONE	
Georgia Tech - 69															Record: 10-12 (3-8)	
NO. Name	Min	FG	3P	FT	Rebounds	Fouls	TP	AS	TO	ST	Blocks	BS	BA	+/-	Shooting By Period	
4 Jordan Usher	F 25:19	5-11	2-5	2-3	1 3 4	3 3	14	2	4	3	0	0	-3	1 st FG%: 13-27	48.1%	
12 Khalid Moore	F 22:37	2-4	0-0	1-1	0 2 2	0 2	5	1	0	1	0	1	1	3 ^{PT} %: 5-11	45.5%	
24 Rodney Howard	C 07:35	1-2	0-0	0-0	0 1 1	0 0	2	1	0	1	0	0	-9	FT%: 2-3	66.7%	
0 Michael Devoe	G 32:26	1-7	1-5	0-0	1 1 2	3 0	3	5	3	1	0	1	-9	2 nd FG%: 12-30	40.0%	
1 Kyle Sturdivant	G 14:41	3-5	1-2	1-2	0 5 5	1 1	8	2	1	0	1	0	-7	3 ^{PT} %: 5-14	35.7%	
23 Jordan Meka	27:17	1-5	0-0	0-0	2 3 5	4 0	2	0	0	3	0	0	16	FT%: 7-10	70%	
10 Dallan "Deebo" Coleman	21:21	3-8	3-7	0-0	4 1 1	3 1	9	1	3	0	0	0	8	GM FG%: 25-57	43.9%	
5 Deivon Smith	25:44	6-10	1-1	4-5	4 4 8	1 5	16	6	5	1	0	0	12	3 ^{PT} %: 10-25	40.0%	
13 Miles Kelly	23:00	3-5	3-5	1-2	1 2 3	0 1	10	0	2	0	0	1	16	FT%: 9-13	69.2%	
Team					1 1 2	0	0	0	0	0	0	0	0		Dead Ball Rebounds: 1.0	
Totals	25:57	10-25	9-13	10	23	33	15	13	69	18	10	1	4	5	Technical Fouls: NONE	
Biggest lead															Clem	
Best Scoring Run															GaTech	
Lead Changes															Points from Turnovers	
Times Tied															Period by Period Scoring	
Time with Lead															1st 2nd TOT	
															Clem 20 24 64	
															GaTech 33 36 69	

Official Basketball Box Score - Final															Game Time: 7:00 PM	
Georgia Tech at Miami (FL)															Game Duration: 2:04	
02/09/22 Watson Center, Coral Gables, Fla.															Attendance: 5,866	
2021-22 Men's Basketball															Officials: Bill Covington, Mike Roberts, Tony Henderson	
Georgia Tech - 70															Record: 10-13 (3-9)	
NO. Name	Min	FG	3P	FT	Rebounds	Fouls	TP	AS	TO	ST	Blocks	BS	BA	+/-	Shooting By Period	
4 Jordan Usher	F 28:01	6-10	1-4	3-4	0 3 3	4 3	16	2	6	0	0	0	-12	1 st FG%: 14-30	46.7%	
12 Khalid Moore	F 21:19	0-2	0-0	0-0	1 1 2	5 0	0	1	0	0	0	0	-18	3 ^{PT} %: 6-15	40.0%	
24 Rodney Howard	C 02:07	0-0	0-0	0-0	0 0 0	0 0	0	0	0	0	0	0	-4	FT%: 2-2	100%	
0 Michael Devoe	G 36:57	6-15	2-7	6-7	1 6 7	3 4	20	3	1	0	0	-2	2 nd FG%: 12-25	48.0%		
1 Kyle Sturdivant	G 25:22	5-11	1-5	1-1	0 3 3	5 2	12	4	3	2	0	0	-2	3 ^{PT} %: 1-9	11.1%	
5 Deivon Smith	21:45	3-5	0-1	0-0	0 7 7	2 6	6	0	2	1	1	0	-19	FT%: 9-12	75%	
10 Dallan "Deebo" Coleman	31:28	6-10	3-7	0-0	1 1 2	15 1	1	3	0	3	0	0	3	GM FG%: 26-55	47.3%	
23 Jordan Meka	15:20	0-1	0-0	0-0	1 4 5	4 2	0	1	1	1	2	1	0	3 ^{PT} %: 7-24	29.2%	
13 Miles Kelly	17:41	0-1	0-0	1-2	0 0 0	1 1	1	1	2	0	1	1	9	FT%: 11-14	78.6%	
Team					3 1 4	0	0	1	0	0	0	0	0		Dead Ball Rebounds: 3.0	
Totals	26:55	7-24	11-14	7	25	32	27	14	70	14	18	10	3	-9	Technical Fouls: Devoe 2nd 1:28	
Miami (FL) - 79															Record: 17-7 (9-4)	
NO. Name	Min	FG	3P	FT	Rebounds	Fouls	TP	AS	TO	ST	Blocks	BS	BA	+/-	Shooting By Period	
1 Anthony Walker	F 26:03	6-10	0-1	0-0	4 4 8	0 1	12	2	3	0	1	0	15	1 st FG%: 13-26	50.0%	
21 Sam Waardenburg	F 38:00	5-8	3-4	6-6	3 5 8	2 5	19	5	1	0	1	2	15	3 ^{PT} %: 2-10	20.0%	
2 Isaiah Wong	G 38:27	5-10	0-4	4-6	0 7 7	3 6	14	1	3	2	0	0	11	FT%: 6-7	85.7%	
3 Charlie Moore	G 25:19	5-6	1-2	3-3	0 1 1	4 6	13	5	1	2	0	0	7	2 nd FG%: 14-30	46.7%	
23 Kameron McGusty	G 30:53	5-17	1-8	6-8	0 0 0	4 5	17	2	3	4	0	1	2	3 ^{PT} %: 3-12	25.0%	
55 Wooga Poplar	10:50	0-0	0-0	1-1	1 1 1	1 0	0	0	0	1	0	0	-7	FT%: 14-19	73.7%	
4 Bensley Joseph	28:21	1-5	0-3	2-2	2 4 6	1 2	4	1	1	0	0	0	8	GM FG%: 27-56	48.2%	
22 Deng Gak	02:07	0-0	0-0	0-0	0 0 0	0 0	0	0	0	0	0	0	-6	3 ^{PT} %: 5-22	22.7%	
Team																

2021-22 BOX SCORES

Official Basketball Box Score - Final															Game Time: 8:00 PM		
NC State at Georgia Tech															Game Duration: 2:03		
02/15/22 McCamish Pavilion, Atlanta															Attendance: 4,568		
2021-22 Men's Basketball															Officials: Ted Valentine, Pat Discoll, Matt Potter		
NC State - 76															Record: 11-16 (4-12)		
NO. Name	Min	FG M/A	3P M/A	FT M/A	Rebounds OR DR TOT	Fouls PF FD	TP AS TO ST	Blocks BS BA +/-									
4 Jenico Hellems	39:18	3-16	3-11	6-6	1 6 7	3 2 15	1 5 1	0 1 17									
21 Ebezzer Dowuona	F 22:42	2-4	0-0	0-0	2 2 2	2 1 4	0 0 1	3 1 8									
0 Terquavion Smith	G 24:11	9-14	6-8	2-2	3 6 9	4 1 26	3 1 1	0 0 24									
1 Dereon Seabron	G 34:49	3-6	0-1	5-9	2 8 10	0 7 11	0 1 0	0 0 12									
14 Casey Morsell	G 22:39	3-7	0-2	0-0	1 3 4	1 1 6	2 0 0	0 0 0 16									
5 Thomas Allen	14:38	0-2	0-1	0-0	2 2 4	0 2 0	1 1 1	1 0 0 -4									
11 Jaylon Gibson	15:17	0-1	0-0	0-0	2 0 2	1 0 0	0 2 0	0 0 0 2									
3 Cam Hayes	25:02	6-13	2-6	0-1	0 5 5	0 1 14	2 0 1	0 0 2 1									
12 Chase Graham	00:42	0-0	0-0	0-0	0 0 0	1 0 0	0 1 0	0 0 0 0									
20 Alex Nunnally	00:42	0-0	0-0	0-0	0 0 0	0 0 0	0 0 0	0 0 0 -1									
Team					1 1 2	0 0 2											
Totals	26:63	11:29	13:18	12:33	45	12:15	78	9 13 5	3 4 15								
Technical Fouls: NONE																	
Georgia Tech - 61															Record: 10-15 (3-11)		
NO. Name	Min	FG M/A	3P M/A	FT M/A	Rebounds OR DR TOT	Fouls PF FD	TP AS TO ST	Blocks BS BA +/-									
4 Jordan Usher	F 24:01	3-12	0-2	2-2	0 3 3	0 1 8	2 3 0	0 0 0 21									
12 Khalid Moore	F 22:28	2-3	0-0	0-1	0 4 4	1 1 4	0 0 4	1 0 1 0									
24 Rodney Howard	C 32:27	7-8	0-0	0-1	5 6 11	5 1 14	1 0 0	2 0 9									
0 Michael DeVoe	G 35:20	7-17	2-8	2-2	1 1 2	1 3 18	4 2 1	1 2 -17									
1 Kyle Sturdivant	G 28:08	2-9	2-5	4-4	1 2 3	2 10 3	0 1 0	0 0 9									
5 Deivon Smith	15:11	0-3	0-0	0-0	0 1 1	1 1 0	1 0 3	0 0 0 -14									
10 Dallan "Deebo" Coleman	27:12	1-6	1-4	0-0	0 2 2	3 1 3	0 0 0	0 0 1									
13 Miles Kelly	06:47	1-4	0-3	0-1	0 2 2	1 1 2	0 1 2	0 0 -2									
23 Jordan Meka	02:19	0-0	0-0	0-0	0 0 0	0 0 0	0 0 0	0 0 0 -5									
14 Jalon Moore	06:07	1-2	0-0	0-0	0 0 0	1 0 1	2 0 0	1 1 0 1									
Team					3 4 7	0 0 1											
Totals	24:64	5:22	8:11	10 25	35	15 12	61	11 11 9	4 3 -15								
Technical Fouls: NONE																	
Shooting By Period																	
1st FG% 10-28 35.7%																	
3PT% 1-10 10.0%																	
FT% 4-5 80%																	
2nd FG% 14-36 38.9%																	
3PT% 4-12 33.3%																	
FT% 4-6 66.7%																	
GM FG% 24-64 37.5%																	
3PT% 5-22 22.7%																	
FT% 8-11 72.7%																	
Dead Ball Rebounds: 0, 0																	
Period by Period Scoring																	
1st 2nd TOT																	
NCST 51 25 76																	
GaTech 25 36 61																	
Points from																	
Turnovers 15 8																	
Paint 28 38																	
Second Chance 14 12																	
Fast Breaks 11 12																	
Bench 14 7																	
Biggest lead																	
NCST 30 (2nd 17:27) 0 (1st 20:00)																	
GaTech 10 (1st 16:58) 7 (2nd 13:32)																	
Best Scoring Run																	
NCST 10 (1st 16:58) 7 (2nd 13:32)																	
GaTech 10 (1st 16:58) 7 (2nd 13:32)																	
Lead Changes																	
0																	
Times Tied																	
0																	
Time with Lead																	
39:34 00:00																	

Official Basketball Box Score - Final															Game Time: 7:00 PM	
Georgia Tech at Pitt															Game Duration: 1:57	
02/19/22 Petersen Events Center, Pittsburgh, PA															Attendance: 9,085	
2021-22 Men's Basketball															Officials: Jamie Luckie, Mark Schurz, Tommy Morrissey	
Georgia Tech - 68															Record: 11-15 (4-11)	
NO. Name	Min	FG M/A	3P M/A	FT M/A	Rebounds OR DR TOT	Fouls PF FD	TP AS TO ST	Blocks BS BA +/-								
4 Jordan Usher	F 31:01	4-9	0-3	2-2	1 7 8	3 4 10	5 2 4	0 0 0 4								
12 Khalid Moore	F 25:29	3-6	1-2	0-0	0 4 4	2 2 7	1 0 0	1 0 4								
24 Rodney Howard	C 33:13	6-9	0-0	2-2	4 3 7	5 1 14	1 1 1	1 0 1 14								
0 Michael DeVoe	G 36:22	8-15	2-6	4-4	2 4 6	0 4 4	22 3 2	0 1 0 13								
1 Kyle Sturdivant	G 29:57	3-6	1-2	0-1	0 3 3	2 1 7	5 3 1	0 0 0 11								
10 Dallan "Deebo" Coleman	23:39	2-7	2-4	2-2	1 0 1	3 2 8	1 0 0	0 0 0 -8								
5 Deivon Smith	13:28	0-1	0-0	0-0	0 1 1	1 1 0	2 1 0	0 0 0 1								
13 Miles Kelly	01:39	0-1	0-1	0-0	0 0 0	1 0 0	0 0 0	0 1 -2								
23 Jordan Meka	05:12	0-2	0-0	0-0	0 0 0	3 0 0	0 0 0	0 0 0 -7								
Team					0 1 1	0 2 2										
Totals	26:56	6:18	10:11	8 23 31	20 15	68 18 11	6 2 2 6									
Technical Fouls: NONE																
Pitt - 62															Record: 11-17 (6-11)	
NO. Name	Min	FG M/A	3P M/A	FT M/A	Rebounds OR DR TOT	Fouls PF FD	TP AS TO ST	Blocks BS BA +/-								
15 Mounamadou Gueye	F 40:00	10-15	2-6	5-6	5 7 12	1 6 27	1 2 1	1 1 0 -6								
23 John Hugley	F 32:37	7-10	0-0	4-6	4 7 11	3 6 18	1 2 0	0 0 -9								
2 Femi Odukalé	G 31:18	0-3	0-1	3-4	0 0 0	4 3 9	3 4 0	0 0 -1								
11 Jamarious Burton	G 36:18	1-11	0-3	2-2	1 3 4	1 4 4	4 7 3	0 0 -16								
12 Ithiel Horton	G 39:01	3-11	3-9	1-2	0 1 1	3 1 10	3 2 2	0 1 -8								
3 Noah Collier	07:23	0-0	0-0	0-0	2 2 1	0 0 0	0 1 0	0 0 3								
31 Onyebuchi Ezeakudo	06:05	0-1	0-1	0-0	0 1 1	2 0 0	0 0 0	0 0 3								
24 William Jeffress	07:18	0-0	0-0	0-0	0 2 2	0 0 0	0 1 0	1 0 -6								
Team					0 0 0	0 0 1										
Totals	21:51	5:20	15:20	10 23 33	15 20	62 15 16	3 2 2 6									
Technical Fouls: NONE																
Shooting By Period																
1st FG% 11-24 45.8%																
3PT% 4-11 36.4%																
FT% 2-2 100%																
2nd FG% 10-27 37.0%																
3PT% 1-9 11.1%																
FT% 13-18 72.2%																
GM FG% 21-51 41.2%																
3PT% 5-20 25.0%																
FT% 15-20 75.0%																
Dead Ball Rebounds: 1, 0																
Points from																
Turnovers 19 6																
Paint 38 28																
Second Chance 11 9																
Fast Breaks 17 4																
Bench 8 0																
Biggest lead																
GT 18 (2nd 5:49) 3 (1st 6:18)																
Pitt 9 (2nd 13:10) 14 (2nd 2:09)																
Best Scoring Run																
GT 9 (2nd 13:10) 14 (2nd 2:09)																
Pitt 9 (2nd 13:10) 14 (2nd 2:09)																
Lead Changes																
2																
Times Tied																
3																
Time with Lead																
34:36 02:49																

Official Basketball Box Score - Final															Game Time: 7:00 PM	
Georgia Tech at Syracuse															Game Duration: 2:20	
02/21/22 Carrier Dome, Syracuse															Attendance: 22,042	
2021-22 Men's Basketball															Officials: Ron Groover, Clarence Armstrong, Tony Chiazza	
Georgia Tech - 73															Record: 11-16 (4-12)	
NO. Name	Min	FG M/A	3P M/A	FT M/A	Rebounds OR DR TOT	Fouls PF FD	TP AS TO ST	Blocks BS BA +/-								
4 Jordan Usher	F 29:33	6-13	0-2	2-2	6 7 13	3 4 14	5 5 0	0 0 0 0								
12 Khalid Moore	F 29:09	0-5	0-0	1-2	2 4 6	0 2 1	1 2 1	0 1 -3								
24 Rodney Howard	C 36:08	7-12	0-0	5-6	3 7 10	5 5 19	1 3 0	2 0 2								
0 Michael DeVoe	G 43:35	5-15	4-12	0-0	0 5 5	1 0 16	4 0 1	0 1 -1								
1 Kyle Sturdivant	G 32:09	3-8	1-4	0-0	2 2 4	0 7 3	1 2 0	0 0 -7								
10 Dallan "Deebo" Coleman	17:59	2-4	2-3	1 1 2	2 1 8	0 1 0	0 0 0 0									
13 Miles Kelly	21:11	2-5	2-5	0-0	0 4 4	0 1 6	2 0 0	0 0 -4								
14 Jalon Moore	15:16	1-4	0-0	2-4	1 3 4	1 3 4	2 0 0	1 1 8								
Team					1 5 6	0 2										
Totals	26:66	9:27	12:17	14 38 52	16 16	73 18 14	4 3 3 -1									
Technical Fouls: NONE																
Shooting By Period																
1st FG% 14-31 45.2%																
3PT% 4-11 36.4%																
FT% 1-2 50%																
2nd FG% 10-27 37.0%																
3PT% 3-10 30.0%																
FT% 7-11 63.6%																
OT FG% 2-8 25.0%																
3PT% 2-6 33.3%																
FT% 4-4 100%																
GM FG% 26-66 39.4%																
3PT% 9-27 33.3%																
FT% 12-17 70.6%																
Dead Ball Rebounds: 2, 0																
Syracuse - 74															Record: 15-12 (9-7)	
NO. Name	Min	FG M/A	3P M/A	FT M/A	Rebounds OR DR TOT	Fouls PF FD	TP AS TO ST	Blocks BS BA +/-								
0 Jimmy Boenheim	F 44:25	6-17	2-4	6-8	4 6 10	3 6 20	1 1 1	0 0 2 3								
21 Cole Swider	F 42:10	6-14	4-10	2-2	3 9 12	3 1 18	1 0 0	0 0 -4								
5 Frank Anselom	C 28:47	1-3	0-0	1-1	2 8 10	5 2 2	0 1 0	2 1 2								
11 Joseph Girard III	G 42:27	3-15	3-11	3-5	0 2 2	0 3 12	5 0 3	0 0 -1								
35 Buddy Boenheim	G 41:49	5-20	1-7	4-4	0 0 0	1 2 15	4 2 2	0 0 3								
34 Bourama Sidibe	15:36	2-2	0-0	1-2	2 3 5	4 2 5	1 0 2	1 0 0								
13 Benny Williams	02:50	0-0	0-0	0-0	0 0 0	0 0 0	0 0 0	0 0 0 5								
10 Symir Torrence	06:56	1-2	0-0	0-0	0 0 0	0 0 2	0 0 0	0 0 -3								
Team					3 1 4	0 0										
Totals	24:73	10:32	16:22	14 29 43	16 16	74 12 4	7 3 3 1									
Technical Fouls: NONE																
Shooting By Period																
1st FG% 12-34 35.3%																
3PT% 5-17 29.4%																
FT% 4-6 66.7%																
2nd FG% 9-31 29.0%																
3PT% 3-10 30.0%																
FT% 9-12 75%																
OT FG% 3-8 37.5%																
3PT% 2-5 40.0%																
FT% 3-4 75%																
GM FG% 24-73 32.9%																
3PT% 10-32 31.3%																
FT% 16-22 72.7%																
Dead Ball Rebounds: 3, 0																
Points from																
Turnovers 2 14																
Paint 34 20																
Second Chance 10 10																
Fast Breaks 14 12																
Bench 18 7																
Biggest lead																
GT 9 (1st 15:06) 6 (2nd 5:23)																
SYR 9 (1st 4:31) 8 (1st 8:01)																
Best Scoring Run																
GT 9 (1st 15:06) 6 (2nd 5:23)																
SYR 9 (1st 4:31) 8 (1st 8:01)																
Lead Changes																
12																
Times Tied																
12																
Time with Lead																
14:17 21:33																

GAME NOTES



2021-22 BOX SCORES

--

--

--

--

GAME NOTES

MISCELLANEOUS

Starting Lineups

Game	Opponent	Result	F	F	C	G	G	Lineup#	Record
N9	MIAMI, OHIO	L, 69-72	Usher	K. Moore	Howard	Devoe	Sturdivant	1	0-1
N12	STETSON	W, 77-52	Usher	K. Moore	Howard	Devoe	Sturdivant	1	1-1
N15	LAMAR	W, 75-66	Usher	K. Moore	Howard	Devoe	Sturdivant	1	2-1
N19	at Georgia	W, 88-78	Usher	K. Moore	Howard	Devoe	Sturdivant	1	3-1
N22	CHARLESTON SOUTHERN	W, 85-70	Usher	K. Moore	Howard	Smith	Sturdivant	2	1-0
N26	GEORGIA SOUTHERN	W, 61-59	Usher	K. Moore	Howard	Coleman	Sturdivant	3	1-0
D1	WISCONSIN	L, 66-70	Usher	K. Moore	Howard	Devoe	Sturdivant	1	3-2
D5	NORTH CAROLINA	L, 62-79	Usher	K. Moore	Howard	Devoe	Sturdivant	1	3-3
D11	vs. LSU	L, 53-69	Usher	K. Moore	Howard	Devoe	Smith	4	0-1
D18	vs. Southern California	L, 53-67	Usher	K. Moore	Howard	Devoe	Smith	4	0-2
D21	GEORGIA STATE	W, 72-62 (ot)	Usher	K. Moore	Howard	Devoe	Smith	4	1-2
J1	LOUISVILLE	L, 64-67	Usher	K. Moore	Meka	Devoe	Smith	5	0-1
J4	at Duke	L, 57-69	Usher	K. Moore	Meka	Devoe	Sturdivant	6	0-1
J8	NOTRE DAME	L, 68-72 (ot)	Usher	K. Moore	Meka	Devoe	Sturdivant	6	0-2
J12	at Boston College	W, 81-76	Coleman	K. Moore	Usher	Devoe	Sturdivant	7	1-0
J15	at North Carolina	L, 65-88	Coleman	K. Moore	Usher	Devoe	Sturdivant	7	1-1
J19	WAKE FOREST	L, 64-80	Usher	K. Moore	Gigiberia	Devoe	Sturdivant	8	0-1
J23	CLAYTON STATE	W, 103-53	Usher	K. Moore	Howard	Devoe	Sturdivant	1	4-3
J26	FLORIDA STATE	W, 75-61	Usher	K. Moore	Howard	Devoe	Sturdivant	1	5-3
J29	MIAMI	L, 62-73	Usher	K. Moore	Howard	Devoe	Sturdivant	1	5-4
F2	at Virginia Tech	L, 66-81	Usher	K. Moore	Howard	Devoe	Sturdivant	1	5-5
F5	CLEMSON	W, 69-64	Usher	K. Moore	Howard	Devoe	Sturdivant	1	6-5
F9	at Miami	L, 70-79	Usher	K. Moore	Howard	Devoe	Sturdivant	1	6-6
F12	at Virginia	L, 53-63	Usher	K. Moore	Meka	Devoe	Sturdivant	6	0-3
F15	N.C. STATE	L, 61-76	Usher	K. Moore	Howard	Devoe	Sturdivant	1	6-7
F19	at Pittsburgh	W, 68-62	Usher	K. Moore	Howard	Devoe	Sturdivant	1	7-7
F21	at Syracuse	L, 73-74 (ot)	Usher	K. Moore	Howard	Devoe	Sturdivant	1	7-8
F23	VIRGINIA TECH								
F26	at Notre Dame								
M2	at Clemson								
M5	BOSTON COLLEGE								
M8	ACC Tournament								

Specialty Stats (GT/Opp)

Game	Opponent	Paint	OffTo	2ndCh	FBreak	Bench
N9	MIAMI, OHIO	34/26	11/13	6/11	17/11	12/10
N12	STETSON	42/28	12/15	8/5	19/13	34/21
N15	LAMAR	28/32	11/15	13/2	13/11	31/30
N19	at Georgia	42/42	17/14	8/9	9/8	16/23
N22	CHARLESTON SOUTHERN	50/30	12/13	11/6	10/4	17/24
N26	GEORGIA SOUTHERN	26/24	28/13	5/16	13/4	26/29
D1	WISCONSIN	24/24	5/11	10/11	10/5	11/7
D5	NORTH CAROLINA	32/38	18/21	2/7	23/15	17/17
D11	vs. LSU	32/42	15/33	10/19	17/19	12/35
D18	vs. Southern California	28/32	16/8	9/11	8/14	10/2
D21	GEORGIA STATE	18/22	9/18	4/8	12/5	19/7
J1	LOUISVILLE	22/36	13/11	2/8	8/15	16/15
J4	at Duke	28/26	7/7	8/17	4/14	9/15
J8	NOTRE DAME	26/40	17/13	7/6	12/4	14/16
J12	at Boston College	28/38	15/17	17/19	12/10	35/44
J15	at North Carolina	26/38	14/15	4/15	8/4	28/11
J19	WAKE FOREST	30/48	14.21	9/2	13/24	13/8
J23	CLAYTON STATE	48/20	21/9	16/8	27/7	47/35
J26	FLORIDA STATE	22/30	15/12	11/11	12/9	16/21
J29	MIAMI	34/28	12/16	4/8	24/15	16/12
F2	at Virginia Tech	26/36	10/14	2/9	5/10	15/6
F5	CLEMSON	24/20	23/15	15/8	16/6	37/9
F9	at Miami	30/36	11/15	6/6	6/18	22/4
F12	at Virginia	30/20	13/19	5/12	7/2	20/7
F15	N.C. STATE	38/28	8/15	12/14	12/11	7/14
F19	at Pittsburgh	38/28	19/6	11/9	17/4	8/0
F21	at Syracuse	34/20	2/14	10/10	14/12	18/7
F23	VIRGINIA TECH					
F26	at Notre Dame					
M2	at Clemson					
M5	BOSTON COLLEGE					
M8	ACC Tournament					

Miscellaneous

Opponent	Uniform Color	Tip	Large Lead	Large Deficit	Ties	Lead Changes	GT Led	Opp Led	Game Tied	1st GT Subs	On the Floor at the End	
N9	MIAMI, OHIO	White	MOH	8	6	6	11	23:49	12:34	7:37	Smith > Sturdivant, 14:12-1H	Devoe, Gigiberia, Kelly, Smith, Sturdivant
N12	STETSON	White	GT	25	-	-	-	39:42	-	0:18	Smith, Gigiberia > Sturdivant, Howard, 14:12-1H	Coleman, Miles Kelly, Meka, J.Moore, Smith
N15	LAMAR	White	GT	22	-	1	-	37:57	-	2:03	Coleman, Smith > K.Moore, Sturdivant, 14:33-1H	Devoe, Sturdivant, Coleman, K.Moore, Usher
N19	at Georgia	Navy	UGA	10	6	8	13	21:57	13:57	4:06	Smith > Sturdivant, 17:55-1H	Devoe, Smith, Coleman, K.Moore, Usher
N22	CHARLESTON SOUTHERN	White	GT	17	-	-	-	39:22	-	0:38	Coleman > Smith, 14:55-1H	Kelly, Sturdivant, Howard, Coleman, Usher
N26	GEORGIA SOUTHERN	Gold	GSO	7	14	4	5	13:10	24:16	2:34	Kelly > K.Moore, 15:50-1H	Devoe, Sturdivant, K.Moore, Usher, Howard
D1	WISCONSIN	White	WIS	6	10	7	8	11:17	23:43	5:00	Smith, Coleman > Sturdivant, Usher - 13:41-1H	Devoe, Smith, Coleman, Usher, Howard
D5	NORTH CAROLINA	Gold	GT	9	19	6	5	12:53	22:34	4:33	Smith, Coleman > Sturdivant, K.Moore 15:35-1H	Devoe, Coleman, Kelly, K.Moore, Usher
D11	vs. LSU	White	GT	15	18	3	3	21:47	17:05	1:08	Sturdivant > K.Moore - 14:03-1H	Devoe, Usher, Coleman, K.Moore, Kelly
D18	vs. Southern California	Navy	USC	6	16	1	3	7:06	32:04	0:50	Gigiberia > Howard - 17:16-1H	Devoe, Smith, Sturdivant, Coleman, Kelly
D21	GEORGIA STATE	White	GST	15	6	1	2	32:59	10:43	2:18	Gigiberia > Howard - 12:11-1H	K.Moore, Usher, Sturdivant, Kelly, Meka
J1	LOUISVILLE	White	GT	7	8	5	6	16:48	20:28	3:44	Parham > Smith - 16:52-1H	Devoe, K.Moore, Usher, Coleman, Sturdivant
J4	at Duke	Navy	Duke	2	15	1	2	1:20	37:23	1:17	Gigiberia > Meka - 16:45-1H	Devoe, Parham, Coleman, Usher, Gigiberia
J8	NOTRE DAME	White	GT	8	6	4	8	27:46	11:33	0:41	Coleman > Meka - 15:16-1H	Sturdivant, Devoe, Coleman, K.Moore, Usher
J12	at Boston College	Gold	BC	12	5	4	13	21:39	14:23	4:58	Smith, Maxwell > Sturdivant, Moore - 17:07-1H	Devoe, Smith, Coleman, Maxwell, K.Moore
J15	at North Carolina	Gold	NC	-	32	-	-	-	39:46	0:14	Maxwell > Coleman - 18:11-1H	Coleman, Smith, Maxwell, Kelly, J.Moore
J19	WAKE FOREST	White	GT	4	16	8	5	4:25	30:29	5:06	Howard > Gigiberia - 16:14-1H	Devoe, Sturdivant, Coleman, Moore, Usher
J23	CLAYTON STATE	White	GT	50	2	2	2	38:34	0:22	1:04	Coleman > Howard - 16:06-1H	Boyd, Kelly, Daniels, J.Moore, Meka
J26	FLORIDA STATE	White	FSU	14	7	5	9	25:16	11:15	3:29	Coleman > Moore - 12:53-1H	Devoe, Sturdivant, Coleman, Usher, Howard
J29	MIAMI	White	GT	1	19	2	4	0:44	38:50	0:26	Smith > Devoe - 16:43-1H	Devoe, Sturdivant, Coleman, Kelly, Usher
F2	at Virginia Tech	Navy	VT	1	22	9	2	0:08	37:19	2:23	Smith > Devoe - 16:08-1H	Sturdivant, Coleman, Kelly, K.Moore, J.Moore
F5	CLEMSON	Gold*	CL	16	6	2	1	33:08	05:16	1:36	Meka > Howard - 16:44-1H	Devoe, Smith, Sturdivant, K.Moore, Usher
F9	at Miami	Gold	MIA	14	11	7	6	20:34	15:03	4:23	Smith, Coleman, Meka > Sturdivant, K.Moore, Howard - 17:53-1H	Devoe, Smith, Kelly, Coleman, Usher
F12	at Virginia	Navy	VA	-	17	1	-	-	36:48	3:12	Smith, Coleman, Howard > Sturdivant, K.Moore, Meka - 13:41-1H	Devoe, Coleman, Smith, Usher, Howard
F15	N.C. STATE	White	NCS	-	30	-	-	-	39:34	0:26	Smith, Coleman > Sturdivant, K.Moore - 17:52-1H	Sturdivant, Coleman, Kelly, K.Moore, J.Moore
F19	at Pittsburgh	Gold	GT	18	3	3	2	34:36	2:49	2:25	Coleman > K.Moore - 15:28-1H	Devoe, Sturdivant, Coleman, K.Moore, Usher
F21	at Syracuse	Gold	SU	9	6	12	12	14:17	21:33	4:10	Coleman for K.Moore - 13:43-1H	Devoe, Sturdivant, Coleman, K.Moore, Usher
F23	VIRGINIA TECH											
F26	at Notre Dame											
M2	at Clemson											
M5	BOSTON COLLEGE											
M8	ACC Tournament											

*alternate gold or white uniform

ROSTER AT-A-GLANCE

NUMERICAL

No.	Name	Pos.	Ht.	Wt.	Cl.	Exp.	Hometown	High School/College
0	Michael Devoe	G	6-5	191	Sr.	3VL	Orlando, Fla.	Montverde Academy
1	Kyle Sturdivant	G	6-2	197	Jr.	1VL	Norcross, Ga.	Norcross HS/Southern California
2	Saba Gigiberia	C/F	7-1	248	So.	1VL	Tbilisi, Georgia	Prolific Preparatory School [Napa, Calif.]
3	Bubba Parham	G	5-10	161	Sr.*	2VL	Snellville, Ga.	Brookwood HS/VMI
4	Jordan Usher	G/F	6-7	220	Sr.*	2VL	Canton, Ga.	Wheeler HS/Southern California
5	Deivon Smith	G	6-1	172	So.	TR	Loganville, Ga.	Grayson HS/Mississippi State
10	Dallan "Deebo" Coleman	G	6-6	215	Fr.	HS	Memphis, Tenn.	West Nassau HS [Callahan, Fla.]
11	Tristan Maxwell	G	6-2	209	So.	1VL	Huntersville, N.C.	North Mecklenburg HS
12	Khalid Moore	F	6-7	208	Sr.	3VL	Briarwood, N.Y.	Archbishop Molloy HS
13	Miles Kelly	G	6-5	171	Fr.	HS	Stone Mountain, Ga.	Parkview HS/Hargrave Military Academy
14	Jalon Moore	F	6-6	211	Fr.	HS	Birmingham, Ala.	Gardendale HS
23	Jordan Meka	C/F	6-8	225	So.	1VL	Yaoundé, Cameroon	Mt. Bethel Christian Academy [Marietta, Ga.]
24	Rodney Howard	C/F	6-10	246	Jr.	1VL	Ypsilanti, Mich.	Legacy Charter School [Greenville, S.C.]/Georgia
30	Coleman Boyd	G	6-1	178	Jr.	2VL	Smyrna, Ga.	Mt. Bethel Christian Academy
35	Jehloni James	F	6-6	192	Jr.	2VL	Sugar Hill, Ga.	Lanier HS
33	Brayden Daniels	G	6-4	170	Fr.	HS	Louisville, Ky.	Christian Academy of Louisville
43	Jermontae Hill	G	6-6	198	Fr.	HS	Atlanta, Ga.	Tucker HS/DME Academy (Daytona, Fla.)

ALPHABETICAL

No.	Name	Pos.	Ht.	Wt.	Cl.	Exp.	Hometown	High School/College
30	Coleman Boyd	G	6-1	178	Jr.	2VL	Smyrna, Ga.	Mt. Bethel Christian Academy
10	Dallan "Deebo" Coleman	G	6-6	215	Fr.	HS	Memphis, Tenn.	West Nassau HS [Callahan, Fla.]
33	Brayden Daniels	G	6-4	170	Fr.	HS	Louisville, Ky.	Christian Academy of Louisville
0	Michael Devoe	G	6-5	191	Sr.	3VL	Orlando, Fla.	Montverde Academy
2	Saba Gigiberia	C/F	7-1	248	So.	1VL	Tbilisi, Georgia	Prolific Preparatory School [Napa, Calif.]
43	Jermontae Hill	G	6-6	198	Fr.	HS	Atlanta, Ga.	Tucker HS/DME Academy (Daytona, Fla.)
24	Rodney Howard	C/F	6-10	246	Jr.	1VL	Ypsilanti, Mich.	Legacy Charter School [Greenville, S.C.]/Georgia
35	Jehloni James	F	6-6	192	Jr.	2VL	Sugar Hill, Ga.	Lanier HS
13	Miles Kelly	G	6-5	171	Fr.	HS	Stone Mountain, Ga.	Parkview HS/Hargrave Military Academy
11	Tristan Maxwell	G	6-2	209	So.	1VL	Huntersville, N.C.	North Mecklenburg HS
23	Jordan Meka	C/F	6-8	225	So.	1VL	Yaoundé, Cameroon	Mt. Bethel Christian Academy [Marietta, Ga.]
14	Jalon Moore	F	6-6	211	Fr.	HS	Birmingham, Ala.	Gardendale HS
12	Khalid Moore	F	6-7	208	Sr.	3VL	Briarwood, N.Y.	Archbishop Molloy HS
3	Bubba Parham	G	5-10	161	Sr.*	2VL	Snellville, Ga.	Brookwood HS/VMI
5	Deivon Smith	G	6-1	172	So.	TR	Loganville, Ga.	Grayson HS/Mississippi State
1	Kyle Sturdivant	G	6-2	197	Jr.	1VL	Norcross, Ga.	Norcross HS/Southern California
4	Jordan Usher	G/F	6-7	220	Sr.*	2VL	Canton, Ga.	Wheeler HS/Southern California

Head Coach: Josh Pastner (Arizona, 1997), 6th season

Associate Head Coach: Eric Reveno (Stanford, 1989), 6th season

Assistant Coach: Julian Swartz (Carroll College, 2005), 5th season

Assistant Coach: Anthony Wilkins (Kent State, 2013), 4th season

Director of Operations: Tyler Benson (St. Bonaventure, 2009), 6th season

Associate Director of Player Personnel: B.J. Elder (Georgia Tech, 2014), 3rd season

Director of Scouting: Hayden Sheridan (Arizona, 2016), 4th season

Player Development Coach: Eddie Dimas (Grand Canyon, 2015), 1st season

Athletic Trainer: Richard Stewart (Salisbury, 2005), 15th season

Pronunciations

McCamish Pavilion	Mc-CAM-ish (like CAM Newton)
Saba Gigiberia	SOBB-uh GEE-GEE-buh-REE-uh (hard G)
Dallan "Deebo" Coleman	DELL-un, DEE-bo
Eddie Dimas	di-MAS
Jehloni James	juh-LONNIE
Jordan Meka	MECK-uh
Jalon Moore	JAY-lun
Khalid Moore	kuh-LEED
Bubba Parham	PAR-um
Eric Reveno	REV-uh-no
Deivon Smith	DAY-von
Kyle Sturdivant	STIR-de-vunt

BY CLASS

Seniors: Michael Devoe, Bubba Parham, Khalid Moore, Jordan Usher

Juniors: Coleman Boyd, Rodney Howard, Jehloni James, Kyle Sturdivant

Sophomores: Saba Gigiberia, Tristan Maxwell, Jordan Meka, Deivon Smith

Freshman: Dallan "Deebo" Coleman, Brayden Daniels, Jermontae Hill, Miles Kelly, Jalon Moore

BY STATE/COUNTRY

Alabama: Jalon Moore

Cameroon: Jordan Meka

Florida: Michael Devoe

Georgia: Coleman Boyd, Jermontae Hill, Jehloni James, Miles Kelly, Bubba Parham, Deivon Smith, Kyle Sturdivant, Jordan Usher

Georgia (Republic of): Saba Gigiberia

Kentucky: Brayden Daniels

Michigan: Rodney Howard

New York: Khalid Moore

North Carolina: Tristan Maxwell

Tennessee: Dallan "Deebo" Coleman

BY MAJOR

Business Administration: Coleman Boyd, Dallan "Deebo" Coleman, Michael Devoe, Jehloni James, Miles Kelly, Jermontae Hill, Rodney Howard, Khalid Moore, Jordan Meka, Kyle Sturdivant, Jordan Usher

Civil Engineering: Jalon Moore

History, Technology & Society: Bubba Parham




Industrial Engineering: Brayden Daniels

Literature, Media & Communication: Saba Gigiberia, Tristan Maxwell, Deivon Smith

BY HEIGHT

5-10	Bubba Parham
6-1	Coleman Boyd, Deivon Smith
6-2	Tristan Maxwell, Kyle Sturdivant
6-5	Michael Devoe, Miles Kelly
6-6	Deebo Coleman, Jermontae Hill, Jehloni James
6-7	Khalid Moore, Jordan Usher
6-8	Jordan Meka
6-9	David Didenko, Moses Wright
6-10	Rodney Howard
7-1	Saba Gigiberia

RADIO/TV ROSTER

**Coleman
Boyd**
G • 6-1 • Jr.**30****Dallon "Deebo"
Coleman**
G • 6-3 • Fr.**10****Brayden
Daniels**
G • 6-4 • Fr.**33****Michael
Devoe**
G • 6-5 • Sr.**0****Saba
Gigiberia**
C • 7-1 • So.**2****Jermontae
Hill**
G • 6-6 • Fr.**43****Rodney
Howard**
F • 6-10 • Jr.**24****Jehloni
James**
F • 6-6 • Jr.**35****Miles
Kelly**
G • 6-5 • Fr.**13****Tristan
Maxwell**
G • 6-2 • So.**11****Jordan
Meka**
F • 6-8 • So.**23****Jalon
Moore**
F • 6-6 • Fr.**14****Khalid
Moore**
F • 6-7 • Sr.**12****Bubba
Parham**
G • 5-10 • Sr.**3****Deivon
Smith**
G • 6-1 • So.**5****Kyle
Sturdivant**
G • 6-2 • Jr.**1****Jordan
Usher**
G/F • 6-7 • Sr.**4****Josh Pastner**
Head Coach

GAME NOTES

**Eric Reveno**
Associate Head Coach**Julian Swartz**
Assistant Coach**Anthony Wilkins**
Assistant Coach**Tyler Benson**
Director of Operations**B.J. Elder**
Director of Player Personnel**Hayden Sheridan**
Director of Scouting

RADIO/TV CHEAT SHEET



0

MICHAEL DEVOE

Guard • 6-5 • 191 • Senior • Orlando, Fla.

Yr	GP/GS	PPG	RPG	APG	FG%	3FG%	FT%
2021-22	26/25	18.8	4.8	3.3	.458	.376	.773
Season Highs		Pts: 37	Reb: 9	Ast: 7	Min: 43:35		
Last Game: 14 pts (5-15 FG, 4-12 3pt), 5 reb, 4 ast in 43:35 at SYR							

Notes

- No. 3 in the ACC in scoring, No. 3 3pt FG%, No. 5 in 3pt FG per game; has made 102 career starts at Tech
- 13 times 20+ pts this season (LOU, DU, ND, WF, VT, MIA, Pitt in ACC play), 3 games of 30+ pts (UGA, WIS, at VT)
- Rank No. 13 in career points at Tech, 7th in 3pt FG, 13th in assists, 12th in steals
- ACC Tournament Outstanding Player in 2021; honorable mention All-ACC last two years



1

KYLE STURDIVANT

Guard • 6-2 • 197 • Junior • Norcross, Ga.

Yr	GP/GS	PPG	RPG	APG	FG%	3FG%	FT%
2021-22	27/23	7.3	2.4	2.3	.421	.350	.750
Season Highs		Pts: 17	Reb: 7	Ast: 5	Min: 37:58		
Last Game: 7 pts (3-8 FG, 1-4 3pt), 2 reb, 3 ast in 32:09 at SYR							

Notes

- Started 23 games this season at point guard, 24 mpg; averaging 7.7 ppg, 36.8% 3pt FG in ACC games
- Double-digit points 8 times, 5 times in ACC play (12 vs. FSU, 10 vs. ND, 14 vs. LOU, 12 at MIA, 10 vs. NCST)
- 62:34 assist/turnover ratio, best on team; 37:17 in ACC games, 38:15 last 14 games
- Played in every game of the 2020-21 season, All-ACC Academic Team



2

SABA GIBERIA

Center/Forward • 7-1 • 248 • Sophomore • Tbilisi, Georgia

Yr	GP/GS	PPG	RPG	BK/G	FG%	3FG%	FT%
2021-22	15/1	2.5	2.3	0.4	.485	.000	.600
Season Highs		Pts: 8	Reb: 6	Blk: 2	Min: 16:47		
Last Game: did not play at SYR							

Notes

- Averaging 7.8 minutes off the bench, played in 15 games; career-high 8 pts vs. WF, Clayton State
- Four-star post prospect originally from the Republic of Georgia, played in 8 games in 2020-21
- Played two years of HS basketball in the United States, senior year at Prolific Prep in Napa, Calif.
- Has a 7-foot-4 wingspan



3

BUBBA PARHAM

Guard • 5-10 • 161 • Senior • Snellville, Ga.

Yr	GP/GS	PPG	RPG	APG	FG%	3FG%	FT%
2021-22	2/0	0.0	0.5	2.0	.000	.000	.000
Season Highs		Pts: 0	Reb: 1	Ast: 1	Min: 14:39		
Last Game: out for season (knee)							

Notes

- Played vs. LOU, Duke after missing early season following knee surgery, DNP since then as knee has not recovered
- Started 13 games in 2020-21 (19 for his Tech career); 12 career double-digit games, 6 in 2020-21
- Turned the ball over just 13 times all last season, 36 assists (14 games with no turnovers)
- Former All-SouCon performer at VMI, has 1,439 career points, 230 career 3pt FG



4

JORDAN USHER

Guard/Forward • 6-7 • 220 • Senior • Canton, Ga.

Yr	GP/GS	PPG	RPG	APG	FG%	3FG%	FT%
2021-22	27/27	14.4	6.7	2.7	.467	.327	.684
Season Highs		Pts: 30	Reb: 14	Ast: 6	Min: 40:04		
Last Game: 14 pts (6-13 FG, 2-2 FT), 13 reb, 5 ast in 29:33 at SYR							

Notes

- Averaging 13.5 ppg, 6.3 rpg in ACC games, 44.7% FG, 28.6% 3pt, team-high 3.3 apg
- Four 20-pt games this season - 21 vs. Georgia, 24 vs. Char. So., career-high 30 vs. Ga. State, 22 at UNC
- Six double-doubles this season, 3 vs. ACC teams - Notre Dame (16/14), Miami (15/10), Syracuse (14/13)
- ACC All-Tournament first team in 2021, started all 72 games of his Tech career since his transfer from USC



5

DEIVON SMITH

Guard • 6-1 • 172 • Sophomore • Loganville, Ga.

Yr	GP/GS	PPG	RPG	APG	FG%	3FG%	FT%
2021-22	24/5	5.7	3.5	2.0	.403	.278	.593
Season Highs		Pts: 16	Reb: 11	Ast: 6	Min: 30:05		
Last Game: did not play at SYR (concussion protocol)							

Notes

- Averaging 19.7 minutes as point guard (17.2 in ACC games) with 5 starts; 48:42 assist/TO ratio
- Career-high 16 points (7-11 FG) with 0 TO at UNC; 16 pts with 8 reb, 6 ast vs. Clemson
- Hitting 51.7% on 2pt FG in ACC games; 27:23 assist/turnover ratio
- First name pronounced "DAY-von"



10

DALLAN "DEEBO" COLEMAN

Guard • 6-6 • 215 • Freshman • Callahan, Fla.

Yr	GP/GS	PPG	RPG	APG	FG%	3FG%	FT%
2021-22	26/23	6.7	1.8	0.6	.467	.446	.783
Season Highs		Pts: 19	Reb: 5	Ast: 3	Min: 31:28		
Last Game: 8 pts (2-4 FG, 2-4 3pt, 2-3 FT), 2 reb in 17:60 at SYR							

Notes

- Hitting 44.6% on threes for season, 39.1% in ACC games; 20-of-43 (46.5%) last 10 games
- Seven double-figure games this season, 4 vs. ACC teams, 13 vs. UNC, 11 at BC, 14 vs. FSU, 15 at MIA
- Only 16 turnovers for the season in more than 514 minutes, top rate on team
- Named Mr. Basketball in Florida following senior year, Class AAAA state player of the year



11

TRISTAN MAXWELL

Guard • 6-2 • 209 • Sophomore • Huntersville, N.C.

Yr	GP/GS	PPG	RPG	APG	FG%	3FG%	FT%
2021-22	5/0	6.4	1.6	0.4	.344	.400	.500
Season Highs		Pts: 22	Reb: 4	Ast: 1	Min: 25:56		
Last Game: did not play at SYR							

Notes

- Played 5 games, career-high 22 points at BC (7-11 3pt FG), 8-of-19 on threes vs. ACC (currently out thumb inj)
- Consensus N.C. state high school player of the year as a senior (played only 1 game due to right foot injury)
- Led North Mecklenburg HS to the state championship game, which was never held due to Covid-19
- North Mecklenburg's all-time leading scorer (2,253), NC HS record for 3pt FG (331)



12

KHALID MOORE

Forward • 6-7 • 208 • Senior • Briarwood, N.Y.

Yr	GP/GS	PPG	RPG	APG	FG%	3FG%	FT%
2021-22	27/27	5.6	3.7	0.7	.421	.261	.702
Season Highs		Pts: 19	Reb: 8	Ast: 2	Min: 35:34		
Last Game: 1 pt (0-5 FG), 6 reb, 1 ast, 1 stl in 29:09 at SYR							

Notes

- Versatile player who does a little of everything; started last 9 games of the 2020-21 season, all 27 this season
- Avg career-best 5.7 ppg, 3.1 rpg in ACC games (41% FG, 4-12 3pt); scored career-high 19 vs. MIA (1/29)
- Has 30 steals, 3rd on team, 19 in ACC games
- Attended alma mater of legendary Tech guard Kenny Anderson, played on same AAU team as Jose Alvarado



13

MILES KELLY

Guard • 6-5 • 171 • Freshman • Stone Mountain, Ga.

Yr	GP/GS	PPG	RPG	APG	FG%	3FG%	FT%
2021-22	25/0	3.3	1.3	0.4	.369	.273	.600
Season Highs		Pts: 10	Reb: 4	Ast: 2	Min: 26:15		
Last Game: 6 pts (2-5 3pt FG), 4 reb, 2 ast in 21:11 at SYR							

Notes

- Averaging 12.3 minutes off the bench (11.2 mpg ACC games), 8-of-20 3pt FG last 8 games
- Season-high 10 pts vs. Clemson, 9 pts in 1st meeting vs. Miami, three 3-pointers in each game
- Attended Hargrave Military Academy in Virginia for his senior year of HS after starring at Parkview HS
- Helped Hargrave to a 31-1 record while averaging 17.3 ppg and hitting 46.1 pct. of his 3-pt FG



14

JALON MOORE

Forward • 6-8 • 211 • Freshman • Birmingham, Ala.

Yr	GP/GS	PPG	RPG	APG	FG%	3FG%	FT%
2021-22	9/0	6.5	2.0	0.2	.500	1.000	.556
Season Highs		Pts: 13	Reb: 6	Ast: 2	Min: 13:12		
Last Game: 4 pts (1-4 FG, 2-4 3pt), 4 reb, 2 ast in 15:17 at SYR							

Notes

- Promising and physically strong frontcourt player who has played 9 games off the bench this season
- Longest stint in ACC game came at SYR with 4 pts, 4 reb in 15:17
- Season highs of 13 points (5-6 FG), 6 rebounds in 13 minutes vs. Clayton State in longest stint of season
- All-state performer from Gardendale HS in Alabama and a 3-star prospect



23

JORDAN MEKE

Center/Forward • 6-8 • 225 • Sophomore • Yaoundé, Cameroon

Yr	GP/GS	PPG	RPG	BPG	FG%	3FG%	FT%
2021-22	12/4	1.0	3.4	0.6	.273	.000	.000
Season Highs		Pts: 4	Reb: 8	Blk: 3	Min: 27:17		
Last Game: did not play at SYR							

Notes

- Played in 13 games this season (4 starts, all in ACC games); 3.0 rpg, 8 blks, 4 stl in 9 ACC games
- Four-time all-state and all-Atlanta metro performer who set school records for points, rebounds, blocked shots
- Led Mt. Bethel to two Georgia Independent Christian Athletic Association state titles, one trip to class A semifinals
- Played only 1 game as a freshman before having back surgery and missing the remainder; 2 games this season



24

RODNEY HOWARD

Center/Forward • 6-10 • 246 • Junior • Ypsilanti, Mich.

Yr	GP/GS	PPG	RPG	BPG	FG%	3FG%	FT%
2021-22	22/20	6.4	5.2	0.9	.562	.000	.629
Season Highs		Pts: 19	Reb: 14	Blk: 4	Min: 36:22		
Last Game: 19 pts (7-12 FG, 5-6 FT), 10 reb, 2 blk in 36:08 at SYR							

Notes

- Started first 11 games, missed 5 games with ankle injury, returned to start 9 of last 11 games
- Last 4 games: 14.3 ppg (25-36 FG), 8.3 rpg, 6 ast, 3 blk (previous 7 games: 2.1 ppg, 3.0 rpg, 2 blk)
- Even assist/turnover ratio (31:31), leads team in blocked shots (19), 3 double-doubles
- Scored in double figures 7 times this season, career high 19 at Syracuse

GAME NOTES