



## **2022 Georgia Tech Softball Information Guide**

Georgia Tech Communications & Public Relations

***@GTathletics***  
***www.RamblinWreck.com***

---

## COMMUNICATIONS &amp; PR

**MIKE FLYNN**

Assistant AD  
Communications & Public Relations

**MIKE STAMUS**

Associate Director  
Communications & Public Relations

**LIZ RYAN**

Associate Director  
Communications & Public Relations

**ANDREW CLAUSEN**

Assistant Director  
Communications & Public Relations

**T.J. STRICKLIN**

Assistant Director  
Communications & Public Relations

**RYAN FIELD**

Postgraduate Assistant  
Communications & Public Relations

**GEORGIA TECH ATHLETICS COMMUNICATIONS & PUBLIC RELATIONS**

Arthur B. Edge Jr. Intercollegiate Athletics Center  
150 Bobby Dodd Way NW, Atlanta, GA 30332

**Phone:** 404-894-5445 | [www.RamblinWreck.com](http://www.RamblinWreck.com)

**COMMUNICATIONS & PUBLIC RELATIONS**

**MIKE FLYNN** Assistant AD / Communications & Public Relations

**Responsibilities:** Football<sup>1</sup>

**Office:** 404-894-5445 | **Cell:** 828-964-6406 | **Email:** mflynn@athletics.gatech.edu | [@MFlynnGT](https://twitter.com/MFlynnGT)

**MIKE STAMUS** Associate Director

**Responsibilities:** Men's Basketball, Golf, Football Credentials

**Office:** 404-894-5445 | **Cell:** 404-218-9723 | **Email:** mstamus@athletics.gatech.edu | [@BusterStamus](https://twitter.com/BusterStamus)

**LIZ RYAN** Associate Director

**Responsibilities:** Women's Basketball, Women's Tennis

**Office:** 404-894-5445 | **Cell:** 404-431-9619 | **Email:** lryan@athletics.gatech.edu

**ANDREW CLAUSEN** Assistant Director

**Responsibilities:** Football<sup>2</sup>, Baseball, Swimming & Diving

**Office:** 404-894-5445 | **Cell:** 678-764-0867 | **Email:** aclausen@athletics.gatech.edu | [@guruandrew](https://twitter.com/guruandrew)

**T.J. STRICKLIN** Assistant Director

**Responsibilities:** Softball, Volleyball

**Office:** 404-894-5445 | **Cell:** 256-454-0338 | **Email:** tstricklin@athletics.gatech.edu | [@stricklinjt](https://twitter.com/stricklinjt)

**RYAN FIELD** Postgraduate Assistant

**Responsibilities:** Track and Field, Cross Country, Men's Tennis, Men's Basketball<sup>2</sup>, Swimming & Diving<sup>2</sup>

**Office:** 404-894-5445 | **Cell:** 818-644-9010 | **Email:** rfield@athletics.gatech.edu

# QUICK FACTS & TABLE OF CONTENTS

## THE INSTITUTE

Official Name .....	Georgia Institute of Technology
Enrollment .....	43,85900
Location .....	Atlanta, Ga.
Founded .....	1885
Nicknames .....	Rambling Wreck, Yellow Jackets
Mascots .....	Buzz; 1930 Model "A" Ford
Colors .....	Old Gold and White
Institute Website .....	www.gatech.edu
Athletics Website .....	www.ramblinwreck.com
Facility .....	Mewborn Field (1,500)
Conference .....	Atlantic Coast
President .....	Dr. Angel Cabrera
Director of Athletics .....	Todd Stansbury
Senior Women's Administrator .....	Joeleen Akin

## COACHING STAFF

Head Coach .....	Aileen Morales
Alma Mater, Year .....	Georgia Tech, 2009
Record at Tech/Years .....	91-90/Fifth
Career Record/Years .....	204-195/Ninth year
Assistant Coach .....	Reese Mariconda
Alma Mater, Year .....	Virginia Tech, 2009
Year at Tech .....	Fifth
Assistant Coach/Pitching Coach .....	Marty McDaniel
Alma Mater, Year .....	Carson Newman College, 1989
Year at Tech .....	Second
Director of Operations .....	Nicole Earley
Alma Mater, Year .....	Temple, 2019
Year at Tech .....	First

## FACILITY INFORMATION

Stadium .....	Mewborn Field
Capacity .....	1,500
Outfield Dimensions .....	190 ft. down the lines
.....	220 ft. at centerfield
Surface .....	Grass

## 2021 PREVIEW

Starters Returning/Lost .....	15/3
Pitchers Returning/Lost .....	3/4
Newcomers .....	9

## SOFTBALL HISTORY

First Year .....	1987
All-Time Record .....	1,059-851-2 (.554)
NCAA Tournament App/Last .....	11/2012
NCAA Tournament Record .....	19-22

## 2021 SEASON REVIEW

Overall Record .....	20-26
ACC Record/Place .....	11-19/9th
Final USA Today/NFCA Ranking .....	NR
ESPN.COM/USA Softball Ranking .....	NR

## CALL US GEORGIA TECH

The Georgia Institute of Technology is the official title, but Georgia Tech will work

## TABLE CONTENTS

The Institute/Table of Contents .....	1
Follow Georgia Tech Softball .....	2-3
Team Information & TV/Radio Roster .....	4-5
Mewborn Field .....	6-7

## MEET THE TEAM

Allen & Awald .....	9
Black & Cassidy .....	10
Cowden & Davis .....	11
Hughes & Jackson .....	12
Kauf & Neleman .....	13
Pinholster & Pritchett .....	14
Ray & Sileo .....	15
Zeitler & Dennis .....	16
Chapin, Connelly, Dobbins, Dupree, Edgmon, Minghini, Norton, Voyles .....	17
Head Coach Aileen Morales .....	18
Assistant Coaches .....	19
Support Staff .....	20
Institute President and Faculty Athletics Representative .....	21
Director of Athletics and Sport Administrator .....	22

## HISTORY

All-Americans & National Honors .....	24
ACC Athletic Honors .....	25-26
Academic Honors, Georgia Tech Sports Hall of Fame & Pro Jackets .....	26-27
All-Time Letterwinners .....	28
All-Time Coaches .....	29
Year-by-Year Results .....	30-41
ACC/NCAA Tournament Results .....	42
Series History .....	43-54

## RECORDS

Career Records .....	56
Season Individual Records .....	57
Season Team Records .....	58
Single Game Records .....	58
Season Leaders .....	59-61
Team Year-by-Year Statistics .....	62
2022 Schedule .....	63

# FOLLOW GEORGIA TECH SOFTBALL

## TECH ON TV

Four of Georgia Tech's home games will be televised on ACC Network. The Yellow Jackets will host Georgia State (Feb. 23 at 5 p.m.), Florida State (March 12 at 2 p.m.) and Syracuse twice (March 25 at 5 p.m. and March 27 at 2 p.m.) for the televised games. The remaining 51 home games will all appear on ACC Network Extra.

## CREDENTIALS

Credential requests should be made to T.J. Stricklin via phone (404.894.5445) or email (tstricklin@athletics.gatech.edu) at least 24 hours in advance.

## INTERVIEWS

All interview requests for head coach Aileen Morales or any Georgia Tech softball player should be directed to T.J. Stricklin in the communications and public relations office. Players and coaches are not available on gameday until after the conclusion of the game.

## POST-GAME PROCEDURE

No formal press conference is held following a Georgia Tech softball game. Coaches and players are virtually available following a brief team meeting at the conclusion of the game via phone call or video chat. No interviews will be allowed between games of a doubleheader, but will be conducted after the second game. All interview requests should be directed to T.J. Stricklin.

## PRACTICE COVERAGE

Media wishing to attend a practice should contact T.J. Stricklin at least one day in advance. All interviews will take place after practice at Mewborn Field.

## 2022 SCHEDULE

<b>Feb. 11</b>	<b>Saint Joseph's \$</b>	<b>3:30 p.m.</b>	<b>Atlanta, Ga.</b>
	<b>Villanova \$</b>	<b>6 p.m.</b>	<b>Atlanta, Ga.</b>
<b>Feb. 12</b>	<b>Villanova \$</b>	<b>12:30 p.m.</b>	<b>Atlanta, Ga.</b>
	<b>Saint Joseph's \$</b>	<b>3:30 p.m.</b>	<b>Atlanta, Ga.</b>
<b>Feb. 13</b>	<b>Marshall \$</b>	<b>1 p.m.</b>	<b>Atlanta, Ga.</b>
<b>Feb. 15</b>	<b>Mercer \$</b>	<b>5 p.m.</b>	<b>Atlanta, Ga.</b>
Feb. 18	Central Arkansas & Southern Illinois & Southern Illinois &	11 a.m. 1:30 p.m. 11 a.m.	Starkville, Miss. Starkville, Miss. Starkville, Miss.
Feb. 19	Mississippi State & Mississippi State &	1:30 p.m. Noon	Starkville, Miss. Starkville, Miss.
Feb. 20	<b>Feb. 22 Furman</b>	<b>3 p.m.</b>	<b>Atlanta, Ga.</b>
<b>Feb. 22</b>	<b>Georgia State</b>	<b>5 p.m.</b>	<b>Atlanta, Ga.</b>
<b>Feb. 25</b>	<b>Penn State (DH) ^</b>	<b>2 p.m.</b>	<b>Atlanta, Ga.</b>
	<b>Penn State (DH) ^</b>	<b>4:30 p.m.</b>	<b>Atlanta, Ga.</b>
<b>Feb. 26</b>	<b>East Tennessee State (DH) ^</b>	<b>2 p.m.</b>	<b>Atlanta, Ga.</b>
	<b>East Tennessee State (DH) ^</b>	<b>4:30 p.m.</b>	<b>Atlanta, Ga.</b>
<b>Feb. 27</b>	<b>Jacksonville State (DH) ^</b>	<b>1 p.m.</b>	<b>Atlanta, Ga.</b>
	<b>Jacksonville State (DH) ^</b>	<b>3:30 p.m.</b>	<b>Atlanta, Ga.</b>
March 2	Kennesaw State	TBA	Kennesaw, Ga.
<b>March 4</b>	<b>Duke *</b>	<b>5 p.m.</b>	<b>Atlanta, Ga.</b>
<b>March 5</b>	<b>Duke *</b>	<b>3 p.m.</b>	<b>Atlanta, Ga.</b>
<b>March 6</b>	<b>Duke *</b>	<b>1 p.m.</b>	<b>Atlanta, Ga.</b>
<b>March 8</b>	<b>Middle Tennessee</b>	<b>5 p.m.</b>	<b>Atlanta, Ga.</b>
<b>March 11</b>	<b>Florida State *</b>	<b>5 p.m.</b>	<b>Atlanta, Ga.</b>
<b>March 12</b>	<b>Florida State *</b>	<b>3 p.m.</b>	<b>Atlanta, Ga.</b>
<b>March 13</b>	<b>Florida State *</b>	<b>1 p.m.</b>	<b>Atlanta, Ga.</b>
March 15	Georgia	6 p.m.	Athens, Ga.
March 18	Louisville *	6 p.m.	Louisville, Ky.
March 19	Louisville *	1 p.m.	Louisville, Ky.
March 20	Louisville *	Noon	Louisville, Ky.
<b>March 22</b>	<b>Dartmouth (DH)</b>	<b>4 p.m.</b>	<b>Atlanta, Ga.</b>
	<b>Dartmouth (DH)</b>	<b>6:30 p.m.</b>	<b>Atlanta, Ga.</b>
<b>March 25</b>	<b>Syracuse *</b>	<b>6 p.m.</b>	<b>Atlanta, Ga.</b>
<b>March 26</b>	<b>Syracuse *</b>	<b>3 p.m.</b>	<b>Atlanta, Ga.</b>
<b>March 27</b>	<b>Syracuse *</b>	<b>1 p.m.</b>	<b>Atlanta, Ga.</b>
<b>March 30</b>	<b>Kennesaw State</b>	<b>6 p.m.</b>	<b>Atlanta, Ga.</b>
April 1	Notre Dame *	TBA	South Bend, Ind.
April 2	Notre Dame *	TBA	South Bend, Ind.
April 3	Notre Dame *	Noon	South Bend, Ind.
<b>April 5</b>	<b>Troy</b>	<b>6 p.m.</b>	<b>Atlanta, Ga.</b>
April 8	Boston College	3 p.m.	Chestnut Hill, Mass.
April 9	Boston College	1 p.m.	Chestnut Hill, Mass.
April 10	Boston College	Noon	Chestnut Hill, Mass.
April 13	UAB	6 p.m.	Birmingham, Ala.
<b>April 15</b>	<b>NC State</b>	<b>6 p.m.</b>	<b>Atlanta, Ga.</b>
<b>April 16</b>	<b>NC State</b>	<b>3 p.m.</b>	<b>Atlanta, Ga.</b>
<b>April 17</b>	<b>NC State</b>	<b>Noon</b>	<b>Atlanta, Ga.</b>
April 20	Georgia State	6 p.m.	Panthersville, Ga.
<b>April 23</b>	<b>Charlotte (DH)</b>	<b>3 p.m.</b>	<b>Atlanta, Ga.</b>
	<b>Charlotte (DH)</b>	<b>5:30 p.m.</b>	<b>Atlanta, Ga.</b>
<b>April 24</b>	<b>Charlotte</b>	<b>1 p.m.</b>	<b>Atlanta, Ga.</b>
April 29	Clemson	TBA	Clemson, S.C.
April 30	Clemson	TBA	Clemson, S.C.
May 1	Clemson	TBA	Clemson, S.C.

\* Denotes ACC game

\$ Denotes Buzz Classic

& Denotes Bulldog Kickoff Classic

^ Denotes I-75 Tournament

All times Eastern and subject to change

Home games are in bold, italics

# FOLLOW GEORGIA TECH SOFTBALL



SPORTS TICKETS SHOP A-T FUND EVERYDAY CHAMPIONS MORE



SOFTBALL SCHEDULE ROSTER STATS NEWS RECRUITING ARCHIVE MORE



INFORMATION

Follow the Georgia Tech softball team all season long through a variety of outlets including [www.RamblinWreck.com](http://www.RamblinWreck.com), Facebook, Twitter, YouTube and Instagram. Fans can follow the home contests on ACC Network Extra.



Georgia Tech Softball



@GatechSoftball



GaTechSoftball



Georgia Tech Athletics

## 2021 ROSTER INFORMATION

## PRONUNCIATION GUIDE

Aileen .....	I-lean
Ariella .....	Air-ee-ella
Awald .....	A-wall-d
Chapin .....	Chay-pin
Kauf .....	Cow-f
Minghini .....	Min-gih-nee
Neleman .....	Neh-luh-man
Sileo .....	Sih-lay-o
Zeitler .....	Zite-ler

## BREAKDOWN BY CLASS

**Seniors (6):** Tricia Awald, Kennedy

Cowden, Ariella Jackson, Palmer

Pinholster, Lexi Ray, Bailee Zeitler

**Juniors (5):** Blake Neleman,

Meghan Cassidy, Carolina Davis, Emma

Kauf, Chandler Dennis

**Sophomores (5):** Jin Sileo, Mallorie

Black, Sandra Beth Pritchett, Abby

Highes, Sara Beth Allen

**Freshmen (8):** Ella Edgmon, Grace

Connelly, Auburn Dupree, Bailey

Chapin, Madison Dobbins, Kinsey

Norton, Emma Minghini, Sophia Voyles

NO.	NAME	POS.	HT.	YR	B/T	HOMETOWN/LAST SCHOOL
1	Ella Edgmon	OF	5-5	FR	L/R	Dunlap, Tenn./Sequatchie County HS
2	Bailee Zeitler	INF	5-3	SR	R/R	Canton, Ga./Sequoyah HS
3	Grace Connelly	INF	5-4	FR	R/R	Suwanee, Ga./North Gwinnett HS
4	Kennedy Cowden	OF	5-8	SR	L/L	Powell, Tenn./Kentucky
6	Auburn Dupree	OF	5-3	FR	L/R	Gadsden, Ala./Gadsden City HS
7	Jin Sileo	INF	5-4	SO	L/R	Dacula, Ga./Dacula HS
9	Blake Neleman	RHP	5-4	JR	R/R	Marietta, Ga./Lassister HS
10	Meghan Cassidy	INF	5-6	JR	R/R	Dacula, Ga./Mill Creek HS
11	Mallorie Black	INF	5-5	SO	R/R	Cumming, Ga./North Forsyth HS
12	Bailey Chapin	UTL	5-11	FR	R/R	Marietta, Ga./Pope HS
14	Caroline Davis	INF	5-9	JR	R/R	Hoschton, Ga./Jackson County Comprehensive HS
15	Sandra Beth Pritchett	C	5-5	SO	R/R	Fairmount, Ga./Sonoraville HS
16	Abby Hughes	OF	5-7	SO	R/R	Leesburg, Ga./Lee County HS
18	Sara Beth Allen	INF	5-7	SO	R/R	Jackson County, Ga./Jackson County Comprehensive
20	Lexi Ray	RHP	5-9	SR	R/R	Louisville, Ky./UT Martin
21	Madison Dobbins	INF	5-6	FR	R/R	Dacula, Ga./Mill Creek HS
22	Tricia Awald	1B	5-8	G-SR	L/L	Marietta, Ga./Wheeler/Kennesaw State
24	Kinsey Norton	RHP	6-2	FR	R/R	Woodstock, Ga./Etowah HS
25	Emma Kauf	C	5-8	JR	L/R	Lincoln, Neb./Lincoln Southwest
28	Emma Minghini	UTL	5-10	FR	L/L	Rock Springs, Ga./Gordon Lee HS
33	Palmer Pinholster	RHP	5-9	SR	R/R	McDonough, Ga./Eagles Landing Christian Academy
44	Chandler Dennis	RHP	5-9	JR	R/R	Suwanee, Ga./Michigan
73	Ariella Jackson	OF	5-10	SR	R/R	Pikesville, Md./Pikesville HS
88	Sophia Voyles	RHP	5-7	FR	R/R	Dalton, Ga./Coahulla Creek HS

## COACHING STAFF

Head Coach — Aileen Morales (Fifth Season; Georgia Tech, 2009)

Assistant Coach — Marty McDaniel (Second Season; Carson Newman College, 1989)

Assistant Coach — Reese Mariconda (Fifth Season; Virginia Tech, 2009)

# TV/RADIO ROSTER

INFORMATION



**#1**

**ELLA EDGMON**

OF • L/R • 5-5 • Fr.  
Dunlap, Tenn./Sequatchie  
County HS



**#2**

**BAILEE ZEITLER**

SS • R/R • 5-3 • Sr.  
Canton, Ga./Sequoyah HS



**#3**

**GRACE CONNELLY**

INF • R/R • 5-4 • Fr.  
Suwanee, Ga./North  
Gwinnett HS



**#4**

**KENNEDY COWDEN**

OF • L/L • 5-8 • Sr.  
Powell, Tenn./Kentucky



**#6**

**AUBURN DUPREE**

OF • L/R • 5-3 • Fr.  
Gadsden, Ala./Gadsden  
City HS



**#7**

**JIN SILEO**


INF • L/R • 5-4 • So.  
Dacula, Ga./Dacula HS



**#9**

**BLAKE NELEMAN**

RHP • R/R • 5-4 • Jr.  
Marietta, Ga./Lassister



**#10**

**MEGHAN CASSIDY**

INF • R/R • 5-6 • Jr.  
Dacula, Ga./Mill Creek



**#11**

**MALLORIE BLACK**

INF • R/R • 5-5 • So.  
Cumming, Ga./North  
Forsyth HS



**#12**

**BAILEY CHAPIN**

UTL • R/R • 5-11 • Fr.  
Marietta, Ga./Pope HS



**#14**

**CAROLINE DAVIS**

INF • R/R • 5-9 • Jr.  
Hoschton, Ga./Jackson  
County Comprehensive



**#15**

**SANDRA BETH PRITCHETT**


C • R/R • 5-5 • So.  
Calhoun, Ga./Sonoraville  
HS



**#16**

**ABBY HUGHES**

OF • R/R • 5-7 • So.  
Leesburg, Ga./Lee County  
HS



**#18**

**SARA BETH ALLEN**

INF • R/R • 5-7 • So.  
Jackson County, Ga./  
Jackson County HSHS



**#20**

**LEXI RAY**


RHP • R/R • 5-9 • Sr.  
Louisville, Ky./UT Martin



**#21**

**MADISON DOBBINS**

INF • R/R • 5-6 • Fr.  
Dacula, Ga./Mill Creek HS



**#22**

**TRICIA AWALD**


1B • L/L • 5-8 • G-Sr.  
Marietta, Ga./Kennesaw  
State



**#24**

**KINSEY NORTON**

RHP • R/R • 6-2 • Fr.  
Woodstock, Ga./Etowah  
HS



**#25**

**EMMA KAUF**


C • L/R • 5-8 • Jr.  
Lincoln, Neb./Lincoln  
Southwest



**#28**

**EMMA MINGHINI**


UTL • L/L • 5-10 • Fr.  
Rock Springs, Ga./Gordon  
Lee HS



**#33**

**PALMER PINHOLSTER**


RHP • R/R • 5-9 • Sr.  
McDonough, Ga./Eagles  
Landing Christian Academy



**#44**

**CHANDLER DENNIS**

RHP • R/R • 5-9 • Jr.  
Suwanee, Ga./Michigan



**#73**

**ARIELLA JACKSON**

OF • R/R • 5-10 • Sr.  
Pikesville, Md./Pikesville HS



**#88**

**SOPHIA VOYLES**

RHP • R/R • 5-7 • Fr.  
Dalton, Ga./Coahulla Creek  
HS



**AILEEN MORALES**

Head Coach - 5th Season  
Tech Record: 91-90  
Career: 9th Season  
Career Record: 204-195



**MARTY MCDANIEL**

Assistant/Pitching Coach -  
2nd Season



**REESE MARICONDA**

Assistant Coach -  
5th Season



**NICOLE EARLEY**

Director of Operations - 1st  
Season

## MEWBORN FIELD

Shirley Clements Mewborn Field is one of the premier softball facilities in the nation. The \$4.9 million on-campus home of the Yellow Jackets was officially dedicated on March 10, 2009. It is named after Shirley Clements Mewborn, one of the first two women to receive a degree from Georgia Tech.

In its first two years at Mewborn Field, Georgia Tech hosted an NCAA Regional and was featured on ESPN. In 2009, Mewborn Field and the Jackets played host to the Atlanta Super Regional against eventual national champion Washington, which was televised on ESPN and in 2010 the entire Atlanta Regional was broadcast in HD on ESPN and ESPN2.

Mewborn Field is a state-of-the-art facility nestled at the corner of Fowler and Eighth Streets on the Georgia Tech Campus. Some of the features include:

- Backstop netting that was extended in 2017 above the dugouts to increase fan safety.
- A capacity of 1,500, including nearly 600 chair backs. Whether it's in the main grandstand or in a standing room area, each spot at Mewborn Field gives you a feeling like you are on top of the action, as well as a spectacular view of the Atlanta skyline, especially at night.
- New backstop and outfield padding that was installed for the 2016 season.
- Press box with separate TV and radio broadcast booths.
- Raised grassy hills on each baseline giving fans a unique perspective.
- Bullpen for each team with ample space for two pitchers to warm-up.
- Indoor facility down the left field line with three batting cages. Retractable batting cage nets were added for the 2017 season. The surface is the same as the infield, allowing pitchers and infielders to work out during inclement weather.
- Completed in time for the 2011 season is the team building. Located just behind the indoor facility, this building features a locker room, coaches' locker room and offices, umpire room, meeting rooms, video room and a training room.
- For the 2018 season the Yellow Jackets played under a videoboard for the first time. The Daktronics display measures 22-by-16.5 feet.





# MEWBORN FIELD



## FAST FACTS

- Officially Dedicated: March 10, 2009
- First Game: Tech defeated UT Martin, 2-1
- First Batter: Tech pitcher Tiffany Johnson struck out UTM's Jenny Bain
- First Hit: Jenny Bain, UT Martin (top of the fourth inning)
- First Georgia Tech Hit: Jen Yee (bottom of the fourth inning)
- First Home Run: Jenny Bain, UT Martin (top of the fourth inning)
- First Georgia Tech Home Run: Kristen Adkins (bottom of the fifth inning)
- First Winning Pitcher: Tiffany Johnson, Georgia Tech
- Dimensions: 190 feet down the lines, 220 to dead center
- Capacity: 1,500 (586 chair-backs)
- Cost: \$4.99 Million
- Drainage: The rain that falls on the grounds is channeled into a 42,000-gallon underground cistern beyond right field. If full, the cistern can keep the field watered for two to three weeks without rain.
- Lighting System: Musco Sports Lighting System
- Admission: Season tickets - \$100; Single-game tickets - Ranging from \$2-\$5
- Parking: Free parking is available on a first-come, first-served basis in the McCamish Pavilion lot, pending other Georgia Tech events.

INFORMATION

## ***Meet The Team***

---

<b>Student-Athlete Profiles</b>	<b>9-17</b>
<b>Coaches, Graduate Manager &amp; Support Staff</b>	<b>18-20</b>
<b>Institute President &amp; Faculty Athletics Rep</b>	<b>21</b>
<b>Director of Athletics &amp; Sport Administrator</b>	<b>22</b>

# STUDENT-ATHLETE PROFILES

## Returners



### 18 SARA BETH ALLEN

**Sophomore | Utility | R/R | 5-7**  
Jefferson, Ga. | Jackson County Comprehensive HS

**As a Freshman (2021):** Appeared in one game against Pitt (March 13) ... Chalked up her first collegiate at-bat as a pinch hitter.

**High School:** She lettered for four years a Jackson County Comprehensive High School, serving three seasons as team captain. She was named second team all-region in 2016, and helped lead her team to a regional title in 2017. Allen earned Region 8-AAA first team all-state and all-region in 2017 and 2018, while also earning JCCHS Region Pitcher of the Year in 2018 and 2019, and Defensive Player of the Year in 2016.



### 22 TRICIA AWALD

**Graduate Senior | Infield | L/L | 5-8**  
Marietta, Ga. | Wheeler/Kennesaw State

**As a Senior (2021):** Appeared and started in all 46 games at first ... One of two Jackets to start all 46 games ... Selected Justin's World of Softball Third Team All-American, NFCA Southeast First Team All-Region and All-ACC First Team ... Led the team batting .411 with 51 hits and 11 homeruns ... Also hit six doubles tallying 31 RBI and 26 runs scored ... Posted team-highs in slugging percentage (.726) and on-base percentage (0.555) ... Amongst the nation, her on-base percentage ranked 13th and led the ACC ... Also ranked among the ACC's best in multiple categories – third in batting average and slugging percentage, ninth in homeruns, second in walks per game (0.74) ... In Georgia Tech history, became the first Jacket to bat over .400 in a season since Ashley Thomas batted .417 in 2013 ... The .411 batting average is the eighth highest in program history, and 0.555 on-base percentage is good for third all-time for the Jackets in a season ... Named ACC Player of the Week (5/4) for the first time after batting .714 (5-for-7) with two homers (grand slam and two-run dinger), five RBI and three runs scored in Tech's sweep of Virginia to close out the regular season ... Also drew four walks, batted .500 or better in each contest and went a perfect 1.000 at the plate in the final two games of the series for an .833 on-base percentage and a 1.571 slugging percentage ... 12 multi-hit games ... Tied a career-high two doubles in a 3-for-4 outing at the dish for an RBI and a run scored in a 10-2 win over Boise State (Feb. 12) ... Smashed a pair of grand slams on the year, one in the Virginia series and the first in the top of the seventh to set up a 12-10 win over NC State (March 6) ... Went 3-for-4 against Florida State (Feb. 18) ... Put forth a perfect 2-for-2 day with a double and a run scored in a 12-2 win over Louisville (April 1) ... Also went 2-for-2 with a solo shot in a 6-3 win over Virginia (May 2) ... Went on a nine-game hitting streak up to the final game of the season (April 21-May 12) ... Also went on an eight-game hitting streak (Feb. 26-March 12).

**As a Junior (2020)\*:** Started all 23 games at first base ... ranked fourth in the ACC and led the team with eight doubles ... team leader with a .410 OBP ... reached base in 10 straight games, best on the team this season ... hit her first home run of the season Feb. 22 in Tech's 7-1 win over then-No. 11 Kentucky, after hitting two doubles and driving in three runs against the Wildcats the day before ... stole three bases this season after not stealing any in 2019 ... 1.000 fielding percentage at first base.

**As a Sophomore (2019):** Named to the NFCA all-region team ... Started all 58 games at first base ... Ranked second in the ACC for doubles with 17, behind fellow Jackets Breanna Roper ... Ranked third on the squad for RBI with 38 ... Tallied four hits at Virginia Tech (March 9) ... Hit two doubles in a game three times at Georgia State (April 3), against Michigan State (Feb. 15) and against Georgia (March 6).

**As a Freshman (2018 - Kennesaw State):** Made 54 starts, primarily in the infield ... Led the Owls in batting average (.380), slugging (.727), on-base percentage (.489), runs (41), home runs (14) and RBI (42) ... An ASUN all-tournament selection after hitting a leadoff homerun in the ASUN Championship game to help the Owls to their first ASUN Tournament title ... Also named the ASUN Freshman of the Year ... A top-25 finalist for National Freshman of the Year.

**High School:** A four-year letter winner at Wheeler High School in Marietta, Ga. ... Earned Marietta Daily Journal All-Cobb County honors as a senior after batting .606 with three doubles, five home runs, 19 RBIs, and 25 runs scored ... Also named to the Georgia Dugout All-State team and Region 2 7A All-Region team ... Selected recipient of Wheeler's Jim Mau Award that is given to an individual who shows hard work on the field, in the classroom and in the community ... Helped Wheeler advance to the Georgia state playoffs for first time in program history ... Named team Most Valuable Player and earned all-region honors as a junior.

#### HONORS AND AWARDS

2019 NFCA all-region team    2021 Justin's World of Softball Third Team All-American    ACC Player of the Week (1x)  
2018 ASUN all-tournament    2021 NFCA Southeast First Team All-Region    2021 ACC Academic Honor Roll  
2018 ASUN Freshman of the Year    2021 All-ACC First Team

#### CAREER STATISTICS

YEAR	AVG	GP-GS	AB	R	H	2B	3B	HR	RBI	BB	SO	SB-ATT	FLD %
<b>at Kennesaw State</b>													
2018	.380	54-54	150	41	57	10	0	14	42	33	24	1-1	.988
<b>at Georgia Tech</b>													
2019	.319	58-58	166	38	53	17	1	10	38	39	41	0-1	.989
2020*	.292	23-23	65	8	19	8	0	1	11	11	9	3-3	1.000
2021	.411	46-46	124	26	51	6	0	11	31	34	16	0-0	.983
TOTAL	.356	181-181	505	113	180	41	1	36	122	117	90	4-5	.990

#### HONORS AND AWARDS

2021 ACC Honor Roll

#### CAREER STATISTICS

YEAR	AVG	GP-GS	AB	R	H	2B	3B	HR	RBI	BB	SO	SB-ATT	FLD %
2021	.000	1-0	0	0	0	0	0	0	0	0	0	0-0	.000
TOTAL	.000	1-0	0	0	0	0	0	0	0	0	0	0-0	.000

\*2020 Season shortened due to COVID-19

## STUDENT-ATHLETE PROFILES

## Returners



# 11

## MALLORIE BLACK

Sophomore | Infield | R/R | 5-5  
Cumming, Ga. | North Forsyth HS

**As a Freshman (2021):** Appeared in 42 games, including 40 starts ... Started 39 games at third and once as DP ... Also subbed in at third and pinch hit ... Batted .224 in her first year on The Flats on 22 hits, including three doubles, with nine RBI and 12 runs scored ... Finished with a .255 slugging percentage and a .347 on-base percentage ... Five multi-hit games on the season ... Went 2-for-3 with a run scored at the dish in her first collegiate game, a 5-1 win over Boise State in the season opener (Feb. 12) ... Hit her first career double in a 2-for-3 day against Clemson (Feb. 20) ... Picked up first career RBI against Florida State (Feb. 18) ... Went 2-for-3 with a double and two RBI against Troy (April 21) ... Had a perfect 2-for-2 day with a double, an RBI and two runs scored in an 8-0 win over Virginia ... Went a perfect 2-for-2 once again with an RBI in a 6-3 win over Virginia to close out the regular season (May 2).

**High School:** A product of North Forsyth High School, Mallorie Black comes to The Flats from Cumming, Ga. The right-handed middle infielder lettered for four seasons under Jim Cahill at shortstop. In 2018 and 2019 she led North Forsyth to back-to-back Region 5-7A championship. She was named to the Region 5-7A all-academic team for three-straight years (2017-19). Black was tabbed first team all-state in 2018 and 2019 and was dubbed the Region 5-7A Offensive Player of the Year in 2017 and 2019. She finished the 2019 season with 63 RBI and 10 home runs. She carried a 20 game hitting streak during the 2019 season.

### HONORS AND AWARDS

2021 ACC Honor Roll

### CAREER STATISTICS

YEAR	AVG	GP-GS	AB	R	H	2B	3B	HR	RBI	BB	SO	SB-ATT	FLD %
2021	.224	42-40	98	12	22	3	0	0	9	18	23	0-0	.925
TOTAL	.224	42-40	98	12	22	3	0	0	9	18	23	0-0	.925



# 10

## MEGHAN CASSIDY

Junior | Infield | R/R | 5-6  
Dacula, Ga. | Mill Creek

**As a Sophomore (2021):** Appeared in 23 games, including nine starts ... Started seven games at third, one as DP and the season-opener at second ... Finished the season with a .130 batting average on three hits with an RBI, 12 runs scored and a stolen base ... Posted a .130 slugging percentage and a .162 on-base percentage ... A key pinch runner when not in the starting lineup and defensive piece at third with a .963 fielding percentage ... Scored a run in her first three games of action to open the season in a 5-1 win over Boise State (Feb. 12), a 10-0 win over Radford (Feb. 13) and an 8-0 win over Georgia State (Feb. 15) ... Scored a run in three games straight she saw action in once again in a 6-4 win over No. 15 Virginia Tech (April 16), once again against the Hokies (April 17) and against Troy (April 21) ... Picked up a hit and an RBI in an 11-10 win over Pitt (March 12) ... Also added a hit in a 12-10 win over NC State (March 6) and against Pitt again (March 13).

**As a Freshman (2020)\*:** Appeared in 10 games with six starts at 3B ... Earned her first-career hit against Kentucky (Feb. 22) ... 1-for-2 at the plate against Samford (Feb. 22).

**High School:** Attended Mill Creek High School in Dacula, Ga. ... Lettered as a middle infielder for four seasons. ... Played on two Georgia region 6 class 7a championship teams in 2016 and 2018. ... Earned the 2018 Gwinnett diamond club class 7a region 6 First team all-county and first team all-region. ... Named Mill Creek High School Scholar Athlete 2015-2018.

### HONORS AND AWARDS

2021 ACC Honor Roll

### CAREER STATISTICS

YEAR	AVG	GP-GS	AB	R	H	2B	3B	HR	RBI	BB	SO	SB-ATT	FLD %
2020*	.154	10-6	13	0	2	0	0	0	0	0	6	0-0	.875
2021	.130	23-9	23	12	3	0	0	0	1	1	7	1-1	.963
TOTAL	.139	33-15	36	12	5	0	0	0	1	1	13	101	.943

# STUDENT-ATHLETE PROFILES

## Returners



**4**  
**KENNEDY COWDEN**  
Senior | Outfield | L/L | 5-8  
Powell, Tenn. | Powell HS/Kentucky

**As a Junior (2021):** Appeared in 35 games, including 30 starts ... Started 19 games in the outfield and 11 as DP ... Batted .244 on the year with 17 hits, a double and four homeruns for 20 RBI and 15 runs scored ... Posted a .417 slugging percentage and a .360 on-base percentage, also stealing four bases ... Four games with four or more RBI ... Four multi-hit games on the year ... Batted .400 or better in eight games ... Homered in three straight games for 10 RBI in the first weekend of the season ... Went 1-for-2 for four RBI with a three-run homerun in a 10-2 win over Boise State (Feb. 12) ... Had a 2-for-3 day at the dish for five RBI with another three-run shot and a steal in a 11-0 win over Radford (Feb. 13) ... Went 2-for-3 for four RBI with her first career grand slam in a 10-0 win over Radford (Feb. 13) ... Went a perfect 3-for-3 with a three-run homerun and an RBI double for four RBI for a 7-1 win over Virginia (April 30).

**As a Sophomore (2020)\*:** Appeared in 21 games, starting 18 ... became Tech's everyday left fielder starting Feb. 21 vs DePaul ... 2-for-3 with a double and an RBI against Kentucky (Feb. 21) ... went 3-for-3 against Iowa State (Feb. 28). ... 1.000 fielding percentage on the season.

**As a Freshman (2019 - Kentucky):** Saw action in 38 games primarily as a pinch runner ... Tallied 14 runs for the Wildcats.

**High School:** Helped lead Powell High School to the District and Regional championship for Tennessee high school softball in 2017 ... Powell was also the state-runner's up in 2017, where Cowden hit .468 on the season with a .578 OBP and slugged .972 ... Was named the Best Newcomer in her freshman season, and was All-District during the tournament of her junior year.

### HONORS AND AWARDS

2021 ACC Honor Roll

### CAREER STATISTICS

YEAR	AVG	GP-GS	AB	R	H	2B	3B	HR	RBI	BB	SO	SB-ATT	FLD %
<b>at Kentucky</b>													
2019	.000	38-0	2	14	0	0	0	0	1	1	2	2-2	.000
<b>at Georgia Tech</b>													
2020*	.255	21-18	47	5	12	1	0	0	4	7	11	2-2	1.000
2021	.236	35-30	72	15	17	1	0	4	20	14	26	4-6	.962
TOTAL	.240	94-48	121	34	29	1	0	4	25	22	39	8-10	.982



**14**  
**CAROLINE DAVIS**  
Junior | Infield | R/R | 5-9  
Hoschton, Ga. | Jackson County Comprehensive HS

**As a Sophomore (2021):** Appeared in 20 games, making eight starts at DP ... Posted a .171 batting average on six hits for a pair of RBI and a run scored ... Finished with a .171 slugging percentage and a .286 on-base percentage ... Picked up first hit of the season against Clemson (Feb. 21) ... Added a hit in back-to-back appearances against Clemson (Feb. 21) and Miami (Ohio) (Feb. 26) and again twice against Pitt (March 13-14) ... Perfect 1-for-1 as a pinch hitter in those games against Miami (Ohio) (Feb. 26) and Pitt (March 14).

**As a Freshman (2020)\*:** Appeared in 12 games with eight starts (three a 3B, five at DP) ... finished the year leading the team with a .333 batting average ... drove in six runs on seven hits in limited action during a shortened season ... hit her first career home run, a go-ahead three-run shot, in Tech's 3-2 win over Penn State (Feb. 29) ... hit a walk-off RBI single in Tech's 8-0 run-rule win over Iowa on Feb. 15, for her first collegiate hit.

**High School:** Right-handed infielder from Jackson County High School and a Native of Hoschton, Ga. ... Lettered for four seasons in softball at Jackson County ... Member of the undefeated 2017 region 8-AAA championship team ... All-time record holder for career home runs, RBI and doubles at Jackson County.

### HONORS AND AWARDS

2021 ACC Honor Roll

### CAREER STATISTICS

YEAR	AVG	GP-GS	AB	R	H	2B	3B	HR	RBI	BB	SO	SB-ATT	FLD %
2020*	.333	12-8	21	2	7	1	0	1	6	0	6	1-1	.500
2021	.171	20-8	35	1	6	0	0	0	2	5	9	0-0	.000
TOTAL	.232	32-16	56	3	13	1	0	1	8	5	15	1-1	.500

\*2020 Season shortened due to COVID-19

## STUDENT-ATHLETE PROFILES

## Returners



# 16

## ABBY HUGHES

Sophomore | Utility | R/R | 5-7  
Leesburg, Ga. | Lee County HS

**As a Freshman (2021):** Appeared in one game against Clemson (Feb. 21) ... Made her collegiate debut, stepping to the plate twice.

**High School:** She pitched for four seasons at Lee County High School under Dwayne Suggs. The right-handed pitcher and utility player led Lee County to three-straight Region 1-6A titles (2017-19) and to the 6A state championship game in 2019. She was tabbed the Region 1-6A Pitcher of the Year for four-straight seasons (2016-19) as well as first-team all-region all four years. In 2019 she was named the Region 1-6A Player of the Year. In 2019 she threw four no hitters and holds the Lee County HS record for career strikeouts (794), most strikeouts in seven innings (17) and most no hitters (4).

### CAREER STATISTICS

YEAR	AVG	GP-GS	AB	R	H	2B	3B	HR	RBI	BB	SO	SB-ATT	FLD %
2021	.000	1-0	2	0	0	0	0	0	0	0	2	0-0	.000
TOTAL	.000	1-0	2	0	0	0	0	0	0	0	2	0-0	.000



# 73

## ARIELLA JACKSON

Senior | Outfield | R/R | 5-10  
Pikesville, Md. | Pikesville HS

**As a Junior (2021):** Appeared in 15 games, primarily as a pinch runner ... Scored four runs on the year ... Saw the plate once in a 12-10 win over NC State (March 6).

**As a Sophomore (2020)\*:** Appeared in 14 games, six as a starter, primarily playing RF or DP ... Had a season-high two hits with a stolen base against Iowa (Feb. 16) ... Was 3-for-3 on stolen bases ... Drove in two runs against Kentucky (Feb. 22).

**As a Freshman (2019):** Saw action in 32 games, primarily as a pinch runner ... Made three starts in the outfield ... Recorded her first career hit against UMass Lowell (Feb. 9) ... Scored 15 runs over the course of the season.

**High School:** Lettered for three years at Pikesville High School ... Served as team captain for two seasons ... Three-time district champion from 2015-17 ... Two-time regional champion in 2016 and 2017 ... Made it to the state semifinals in 2016 and 2017 ... Tabbed all-county and all-division for three seasons 2015-17 ... Is the Pikesville High School all-time leader in hits, RBI and home runs ... Won a bronze medal playing with the Puerto Rico Junior National Team ... Member of National Honor Society.

**Personal:** Father Brad played basketball and football at the University of Cincinnati from 1994-18 and played in the National Football League from 1998-2003, winning a Super Bowl with the Ravens in 2000.

### HONORS AND AWARDS

2021 ACC Honor Roll

### CAREER STATISTICS

YEAR	AVG	GP-GS	AB	R	H	2B	3B	HR	RBI	BB	SO	SB-ATT	FLD %
2019	.167	32-3	6	15	1	0	0	0	1	0	2	0-0	.900
2020*	.235	14-7	17	3	4	0	0	0	3	1	8	3-3	.778
2021	.000	15-0	1	4	0	0	0	0	0	0	1	0-0	.000
TOTAL	.208	61-10	24	22	5	0	0	0	4	1	2	3-3	.842

\*2020 Season shortened due to COVID-19

# STUDENT-ATHLETE PROFILES

## Returners



### 25 EMMA KAUF

**Junior | Catcher | L/R | 5-8**  
**Lincoln, Neb. | Lincoln Southwest**

**As a Sophomore (2021):** Appeared in 45 games, starting 44 ... Started 36 games at catcher, seven in the outfield and one as DP ... Became the first Yellow Jacket to be named both All-ACC First Team and to the ACC All-Freshman Team ... Batted .345 with 48 hits, seven doubles, two triples and 10 homeruns for 33 RBI and 30 runs scored on the season ... Finished second on the team in each category apart from triples, owning the only two on the squad ... Posted a .640 slugging percentage and a .408 on-base percentage ... Ranked 11th in the ACC in homeruns and slugging percentage ... Swiped six bags on seven attempts ... Also second for the Jackets in slugging percentage and steals ... Third-highest fielding percentage from the backstop at 0.984 ... Named ACC Player of the Week (2/16) after going 9-for-13 (.692) at the dish with four doubles and two homeruns in the season opening Buzz Classic for the second-highest batting average in the ACC at the time ... Also led the conference in hits, doubles, total bases (19) and walks (6) and was second in homeruns, runs scored (7) and RBI (7) at that time ... 15 multi-hit games ... Four three-hit games to set a career high, including a flawless 3-for-3 outing with a double and two-run blast for three RBI and a pair of runs scored in an 11-0 win over Radford (Feb. 13) ... Set a career-high two doubles in a 3-for-4 performance with two RBI and a run scored in the season-opening 5-1 win over Boise State (Feb. 12) ... Raked a career-high two homeruns while going 2-for-3 with three RBI and three runs scored in a 6-4 win over No. 15 Virginia Tech (April 16) ... Went on a season-high nine-game hitting streak (March 12-26).

**As a Freshman (2020)\*:** Started all 23 games - 16 at catcher, two at 3B, two in LF, two at DP and one in RF ... hit her first career home run (in her first collegiate at-bat) in Georgia Tech's season opener against UAB ... finished ninth in the ACC with six home runs ... led the team in slugging percentage (.566) home runs (6), stolen bases (7) and hits (21), and tied for the team lead with 15 runs scored... hit two home runs with a slash line of .500/.600/1.083 at the Big Ten/ACC Challenge (Feb. 14-16) ... stole her first two career bases against Washington at the Buzz Classic on opening weekend. ... led the team with four multiple RBI games and six multiple hit games ... .990 fielding percentage at four different defensive positions.

**High School:** Three season letterwinner and team captain at Lincoln Southwest High school in Lincoln, Neb ... 2019 Gatorade Softball Player of the Year for Nebraska ... Helped Lincoln Southwest to three straight district championships ... Tabbed a 2018 NFCA first team all-American in 2018 and NFCA first team all-region in 2017 and 2018 ... Set the Nebraska all class single season run record (81) and class A single season home run record(22) ... Holds the Nebraska career all class home run (59), RBI (214), runs (236) record and the Nebraska class A career batting average record (.535).

#### HONORS AND AWARDS

2021 All-ACC First Team  
2021 ACC All-Freshman Team  
ACC Player of the Week (2/16/21)  
2021 All-ACC Academic Team  
2021 ACC Honor Roll

#### CAREER STATISTICS

YEAR	AVG	GP-GS	AB	R	H	2B	3B	HR	RBI	BB	SO	SB-ATT	FLD %
2020*	.276	23-23	76	15	21	4	0	6	11	5	8	7-9	.990
2021	.345	45-44	139	30	48	7	2	10	33	15	20	6-7	.984
TOTAL	.321	68-67	215	45	69	11	2	16	44	20	28	13-16	.986



### 9 BLAKE NELEMAN

**Junior | Pitcher | R/R | 5-4**  
**Marietta, Ga. | Lassiter**

**As a Sophomore (2021):** Made 26 appearances, including 20 starts in the circle as the ace (12-8, 3.87 ERA) ... Tossed 106 2/3 innings piling up a team-high 111 strikeouts ... Amongst the conference her punchout total placed her eighth while her 7.3 strikeouts per seven innings ranked ninth in the league ... Also ranked ninth in the ACC in hits allowed per seven innings at 5.84 ... Threw a no-hitter with nine K's in a 6-0 win over Syracuse in the First Round of the ACC Tournament (May 12) ... The no-no marked the fourth in Georgia Tech postseason history and fourth individual no-hitter in ACC Championship history ... Threw 10 complete games including three shutouts ... Earned a season-high 10 strikeouts in a 5-1 season-opening win over Boise State (Feb. 12), an 8-0 victory over Georgia State (Feb. 14) and a 4-2 win over Troy (April 21) to garner ACC Co-Pitcher of the Week honors (Feb. 16)... Heaved a career-high 11 innings allowing just two runs on four hits with three strikeouts in a 4-2 extra-inning win over Louisville (April 9) ... Allowed no more than three runs through at least five innings of work in 12 games ... Totaled 29 strikeouts with just one run on eight hits allowed through 17 innings in her first three games of the season, resulting in wins over Boise State, Radford and Georgia State (Feb. 12-14) ... To close out the season, allowed just nine runs with 36 K's through 33 innings of work in the final six games.

**As a Freshman (2020)\*:** Was the Jackets' best and most consistent pitcher in the shortened season, making nine starts and finishing with a 9-1 record and 1.45 ERA ... led the ACC with a .160 opp. BA, ranked fourth in strikeouts (77) and wins (9), and fifth in ERA (1.45) ... set a new career high with 12 strikeouts against Penn State (Feb. 29) ... complete game shutout with 11 strikeouts against Boston College (Mar. 6) ... made her first career start Feb. 15 against Iowa, dealing out eight strikeouts and allowing just one hit in five shutout innings in Tech's 8-0 win ... recorded her first-career strikeout against Washington when she punched out Sis Bates to retire the side in the sixth (Feb. 8).

**High School:** Four season letter winner at Lassiter High School in Marietta, GA ... Tabbed the regional pitcher of the year in 2016 and 2017 and region player of the year in 2018 ... Competed in Georgia Dugout Fastpitch all state game ... Named to the all-county team in 2016 and 2017 ... Pitched a perfect game in the circle during 2017 season.

#### HONORS AND AWARDS

2021 ACC Co-Pitcher of the Week (2/16/21)  
2021 ACC All-Tournament team

#### CAREER STATISTICS

YEAR	ERA	W-L	APP-GS	CG	SHO	SV	IP	H	R	ER	BB	SO	BAVG
2020*	1.45	9-1	14-9	6	3/0	0	62.2	35	15	13	21	77	.160
2021	3.87	12-8	26-20	10	3/0	0	106.2	89	64	59	40	111	.220
TOTAL	2.98	21-9	40-29	16	6/0	0	169.1	124	79	72	61	188	.199

\*2020 Season shortened due to COVID-19

## STUDENT-ATHLETE PROFILES

## Returners



# 33

## PALMER PINHOLSTER

**Senior | Pitcher | R/R | 5-9**  
McDonough, Ga. | Eagles Landing Christian Academy

**As a Junior (2021):** Made 11 appearances in the circle, including one start (2-1, 4.45 ERA) ... Picked up 11 strikeouts in 22 innings of work ... Tossed three innings allowing just one hit and tallying a career-high four K's for her first career win in the form of a 12-10 victory over NC State (March 6) ... Claimed her second win tossing 2 1/3 innings for an 11-10 victory over Pitt (March 12) ... Threw a pair of hitless innings with a sit-down against Louisville (April 9) ... Heaved two scoreless innings against Troy (April 21).

**As a Sophomore (2020)\*:** Seven appearances in the circle (0-2, 7.00 ERA) ... tossed eight strikeouts in 15 innings of work ... earned her first career save Feb. 9 against Ohio.

**As a Freshman (2019):** Made nine appearances in the circle, making her collegiate debut against UMass Lowell (Feb. 9).

**High School:** Attended Eagles Landing Christian Academy in McDonough, Ga. ... Lettered for four seasons under head coach Doug Campbell ... Served as captain for two seasons ... Member of two state championship teams in 2014 and 2015 ... Was first-team all-state in 2016 and 2017 ... Tabbed all-region from 2014-17 ... Named the region offensive player of the year in 2017 ... Participated in the 2017 all-star state game.

### HONORS AND AWARDS

2021 ACC Honor Roll

### CAREER STATISTICS

YEAR	ERA	W-L	APP-GS	CG	SHO	SV	IP	H	R	ER	BB	SO	BAVG
2019	9.45	0-1	9-0	0	0/0	0	13.1	29	21	18	7	1	.446
2020*	7.00	0-2	7-0	0	0/0	1	15.0	19	17	15	10	8	.317
2021	4.45	2-1	11-1	0	0/0	0	22.0	30	19	14	11	11	.349
TOTAL	6.54	2-4	27-1	0	0/0	1	50.1	78	57	47	28	20	.371



# 15

## SANDRA BETH PRITCHETT

**Sophomore | Utility | R/R | 5-5**  
Calhoun, Ga. | Sonoraville HS

**As a Freshman (2021):** Appeared in two games as a pinch hitter ... Made her collegiate debut against Clemson (Feb. 21) and stepped to the plate once again against Miami (Ohio) (Feb. 26).

**High School:** Pritchett joins the Yellow Jackets from Calhoun, Ga. where she lettered for four years at Sonoraville High School. She was named first team all-state in 2018 and second team all-state in 2017, and earned first team all-region honors in 2017, 2018 and 2019, in addition to helping her team win a regional title in 2017.

### HONORS AND AWARDS

2021 ACC Honor Roll

### CAREER STATISTICS

YEAR	AVG	GP-GS	AB	R	H	2B	3B	HR	RBI	BB	SO	SB-ATT	FLD %
2021	.000	2-0	2	0	0	0	0	0	0	0	1	0-0	.000
TOTAL	.000	2-0	2	0	0	0	0	0	0	0	1	0-0	.000



# STUDENT-ATHLETE PROFILES

## Returners



**20**  
**LEXI RAY**

**Senior | Pitcher | R/R | 5-9**  
**Louisville, Ky. | Mercy Academy/UT Martin**

**As a Junior (2021):** Made 14 appearances in the circle, including two starts (1-2, 4.91 ERA) ... Tossed 25 2/3 innings totaling 11 punchouts on the year ... In her first appearance of the season, pitched a complete game shutout allowing just one hit with three strikeouts through five innings of work for a 10-0 mercy rule win over Radford (Feb. 13) ... Also started against Clemson, throwing 4 1/3 innings and picking up a pair of strikeouts.

**As a Sophomore (2020)\*:** Made seven appearances with five starts in her first season on The Flats (0-4, 5.09 ERA) ... had five strikeouts in six innings against Nebraska (Feb 14) ... made her first start for Georgia Tech on Feb. 8, dealing out two strikeouts while allowing just two earned runs in 5.2 innings against Washington ... Allowed just one run on four hits in 3.1 innings of relief against Samford (Feb. 23).

**As a Freshman (2019 - UT Martin):** Named to OVC All-Newcomer team... Tabbed Tennessee Sports Writers Association Pitcher of the Week (Apr. 28)... Tossed the program's third perfect game and eighth no-hitter against Tennessee Tech (Apr. 28)... Notched 25 appearances along with 16 starts in the circle for the Skyhawks... Tallied an 8-8 overall record and one save along with a 2.97 ERA in 94.1 innings of work... Struck out 45 batters while issuing 28 walks... Allowed an opponent batting average of .284... Posted seven complete games... Record a two shutouts against Savannah State (Feb. 9) and Tennessee Tech (Apr. 28)... Struck out a season-high four batters against Memphis (Apr. 23) and Jacksonville State (Apr. 26)... Notched 11 quality starts... Recorded a save against Eastern Illinois (Apr.6)... Allowed one run or fewer in 12 appearances.

**High School:** Prepped at Mercy Academy where she played for Greg Meiners... Posted a record of 22-6 as a senior with a 0.93 ERA in 171.6 innings of work... Struck out 260 batters while issuing just 38 walks... Notched a .396 batting average with 10 doubles, one triple and five home runs... Named to the Kentucky Softball Coaches Association all-state first team... Named KSCA Sixth Region Player of the Year... Played in the East/West Senior All Star Game... Named to the Metro Louisville All-Area team... Tabbed as a finalist for Female Athlete of the Year by Louisville Catholic Sports... Posted a dominating season with a 30-7 overall record while compiling a 1.20 earned run average and 305 strikeouts in 280 innings of work as a junior in the circle... Notched a .298 batting average with 10 doubles, two home runs and 15 RBIs... Named to the Kentucky Softball Coaches Association 3A All-State second team... A four-year starter, Ray earned four all-district, two all-region and one all-state tournament honor... Off the field she received four all-state academic honors.

**HONORS AND AWARDS**  
2021 ACC Honor Roll

**CAREER STATISTICS**

YEAR	ERA	W-L	APP-GS	CG	SHO	SV	IP	H	R	ER	BB	SO	BAVG
<b>at UT Martin</b>													
2019	2.97	8-8	26-16	7	2	1	94.1	105	49	40	28	45	.284
<b>at Georgia Tech</b>													
2020*	5.09	0-4	7-5	0	0	0	22.0	34	16	16	6	10	.351
2021	4.91	1-2	14-7	1	1	0	25.2	31	25	18	9	11	.292
TOTAL	4.32	9-14	47-23	8	3	1	142	170	90	74	43	66	.309

\*2020 Season shortened due to COVID-19



**7**  
**JIN SILEO**

**Sophomore | Infielder | L/R | 5-4**  
**Dacula, Ga. | Dacula HS**

**As a Freshman (2021):** Started all 46 games at shortstop ... One of two Jackets to start every game on the season ... Batted .216 on the year with 25 hits, two double and four homeruns for 11 RBI and 24 runs ... Posted a .336 slugging percentage and a .308 on-base percentage, also swiping a team-high 12 bags ... Turned one of eight triple plays across the country this season nearly singlehandedly (L6-6U-6-3) ... Had at least a hit in 20 games, including five multi-hit games ... Hit a three-run bomb for her first career homerun and a season-high three RBI in a 10-2 win over Boise State (Feb. 12) ... Went a perfect 2-for-2 along with two walks and a stolen base in an 11-10 win over Pitt (March 12) ... Hit dingers in a 10-1 win over Middle Tennessee (2-for-3, March 26), a 12-2 win over Louisville (1-for-1, April 11) and a 4-2 win over Troy (1-for-3, April 21).

**High School:** Hailing from Dacula, Ga., Jin Sileo arrives on The Flats by way of Dacula High School. She lettered at Dacula for four seasons as a middle infielder, serving as team captain for two. The lefty bat led Dacula for three region championship titles (2016, 2017 and 2019) and a third-place finish in the state tournament in 2019. Sileo back-to-back Region Player of the Year in 2018 and 2019. She was also a four-time all-county, all-region and all-state honoree. She set or tied eight career Dacula HS records and six season records. Her career records include for hits, doubles, triples, home runs and RBIs.

**CAREER STATISTICS**

YEAR	AVG	GP-GS	AB	R	H	2B	3B	HR	RBI	BB	SO	SB-ATT	FLD %
2021	.216	46-46	116	24	25	2	0	4	11	12	20	12-15	.939
TOTAL	.216	46-46	116	24	25	2	0	4	11	12	20	12-15	.939

PLAYERS & STAFF

\*2020 Season shortened due to COVID-19

## STUDENT-ATHLETE PROFILES

## Returners



## 2 BAILEE ZEITLER

Senior | Infield | R/R | 5-3  
Canton, Ga. | Sequoyah HS

**As a Junior (2021):** Started in 44 games at second ... Batted .218 on the year with 24 hits, seven doubles, two homeruns, 15 RBI and 16 runs scored ... Posted a .336 slugging percentage and .331 on-base percentage with four steals on the season ... Had at least one hit in 18 games, including four multi-hit games ... Went a perfect 3-for-3 at the dish with a homerun and a double for three RBI and a pair of runs scored in an 8-0 win over Georgia State (Feb. 14) ... Another three-hit game in an 11-10 win over Pitt (March 12), going 3-for-4 with an RBI and two runs scored.

**As a Sophomore (2020)\*:** Started all 23 games at shortstop ... went 6-for-13 with a double and an RBI opening weekend, hitting .462 with an OBP of .533 ... 2-for-3 with two RBI against Rider (March 1).

**As a Freshman (2019):** Named to all-ACC freshman team ... All-ACC academic team selection ... Started all 58 games at shortstop ... Made her collegiate debut in the season opener against Providence (Feb. 8) ... Recorded first career hit against Providence (Feb. 9) ... Tallied a season-high three hits at Virginia Tech (March 9) ... Hit her first career home run at Virginia Tech (March 10).

**High School:** Attended Sequoyah High School in Canton, Ga. ... Lettered as a middle infielder for four seasons ... Spent two seasons as the team captain ... Was all-county honorable mention for two seasons in 2015 and 2016 ... Earned first-team all-region in 2017 as well as second-team all-county ... Invited to participate in the Georgia Dugout Club Fast-Pitch all-star game.

**Personal:** Born July 14, 1999 ... Has two siblings Austin and Reiley ... Brother Austin plays baseball at University of Alabama Huntsville ... Played baseball until she was 13 before switching to softball.

### HONORS AND AWARDS

2019 All-ACC Freshman Team  
2019 All-ACC Academic Team  
2019 ACC Honor Roll

### CAREER STATISTICS

YEAR	AVG	GP-GS	AB	R	H	2B	3B	HR	RBI	BB	SO	SB-ATT	FLD %
2019	.230	58-58	152	30	35	8	0	2	17	28	19	5-7	.905
2020*	.242	23-23	62	7	15	2	0	0	4	10	12	3-4	.936
2021	.218	44-44	110	16	24	7	0	2	15	16	20	4-5	.985
TOTAL	.228	125-125	324	53	74	17	0	4	36	54	51	12-16	.937

## Newcomers



## 44 CHANDLER DENNIS

Junior | Pitcher | R/R | 5-9  
Suwanee, Ga. | Michigan

**As a Sophomore (2021 – Michigan):** Academic All-Big Ten ... Appeared in four games with one start at designated player ... Delivered a pinch-hit, two-run and two-out double in the sixth inning vs. Northwestern to tie the game and key U-M's comeback walk-off win — it was her first collegiate hit.

**As a Freshman (2020\* – Michigan):** The 2020 season was canceled after 23 games due to the global COVID-19 pandemic ... Appeared in four games, earning one start in the circle ... Posted a 0-0 record with a 7.00 ERA and two strikeouts through 7.0 innings pitched ... Made collegiate debut in relief vs. Iowa State (Feb. 22) ... Also appeared vs. No. 22 South Carolina (Feb. 22), Liberty (Feb. 23) and No. 2 Washington (March 1).

**High School:** Graduated from North Gwinnett High School (2019) ... Named a FloSoftball High School All American (2017) ... Three-year All-State honoree (2016, '17, '18) ... Named Gwinnett County Pitcher of the Year as a senior (2018); four-year All-Gwinnett County selection ... In 2016, named the Georgia Diamond Club Player of the Year, Georgia Dugout Club Player of the Year and Gwinnett Daily Post Player of the Year ... Helped lead North Gwinnett to a Georgia state championship as a sophomore (2016) ... Posted a 62-15 career record, including a 16-2 postseason mark, with a 1.04 earned-run average and 603 strikeouts; also posted a career .408 batting average ... Holds school records for career doubles (26), career wins (62) and season wins (21) ... Played travel ball with the East Cobb Bullets ... Rated the No. 29 prospect by FloSoftball and No. 16 by Extra Inning Softball ... Enrolled in the School of Kinesiology at Michigan; undeclared major ... Daughter of Andy and Angela Dennis; mother played softball at Furman University (1988-90) ... Has an older sister, Emily.

### HONORS AND AWARDS

2021 Academic All-Big Ten

### CAREER STATISTICS

YEAR	ERA	W-L	APP-GS	CG	SHO	SV	IP	H	R	ER	BB	SO	BAVG
2020*	7.00	0-0	4-1	0	0/0	0	7.0	12	7	7	2	2	.387
2021	84.00	0-0	1-0	0	0/0	0	0.1	1	4	4	3	0	.500
TOTAL	10.50	0-0	5-1	0	0/0	0	7.1	13	11	11	5	2	.394

\*2020 Season shortened due to COVID-19

# STUDENT-ATHLETE PROFILES

## Newcomers



**12**  
**BAILEY CHAPIN**

**Freshman | Utility | R/R | 5-11**  
**Marietta, Ga. | Pope HS**

**High School:** Comes to The Flats from Pope High School, where she helped lead them to a state championship in 2019 and regional titles in all four seasons (2017-2020). Named all-state (2018, 2019), all-region (2018, 2019, 2020) and all-county (2018, 2019), Chapin is also Pope High School's career home run leader. She ranks No. 64 nationally in the Extra Inning Softball 2021 Extra Elite 100, where she was also tabbed the No. 50 infielder in the country. A member of the National Honors Society for science, math and social studies, Chapin intends to major in biology at Georgia Tech.



**3**  
**GRACE CONNELLY**

**Freshman | Infielder | R/R | 5-4**  
**Suwanee, Ga. | North Gwinnett HS**

**High School:** Attended North Gwinnett High School, where she helped lead the team to two regional titles in 2017 and 2019, and state runner-up in 2020. The middle infielder earned all-county honors in her junior and senior seasons, and was named a GADC Senior All-State Game selection in 2020. She ranked No. 64 nationally in the Extra Inning Softball 2021 Extra Elite 100, where she was also tabbed the No. 50 middle-infielder in the country. Connelly intends to major in industrial engineering.



**21**  
**MADISON DOBBINS**

**Freshman | Infielder | R/R | 5-6**  
**Dacula, Ga. | Mill Creek HS**

**High School:** Joins the Yellow Jackets from Dacula, Ga. She was named all-state in 2020 and all county in 2017 and 2020. Dobbins helped lead Mill Creek high school to a regional title in 2018. Dobbins was an honor roll member and intends to major in biomedical engineering at Georgia Tech.



**6**  
**AUBURN DUPREE**

**Freshman | Outfielder | L/R | 5-3**  
**Gadsden, Ala. | Gadsden City HS**

**High School:** The left-handed hitting outfielder was named all-county at Gadsden City High School where she led the team in stolen bases. She also won the Jo Cup two years in a row with the Tennessee Mojo. Dupree intends to major in health science at Georgia Tech.



**1**  
**ELLA EDGMON**

**Freshman | Outfielder | L/R | 5-5**  
**Dunlap, Tenn. | Sequatchie County HS**

**High School:** Helped Sequatchie County High School to district championships in her freshman and sophomore seasons. A two-time all-district honoree and two-time Best of Preps honoree by Chattanooga Times Free Press, Edgmon was also a three-time national Player of the Week by Extra Inning Softball. She owns the school record for career stolen bases, and tied the school record with four stolen bases in a game in the state tournament in 2019. She intends to major in business at Georgia Tech.



**28**  
**EMMA MINGHINI**

**Freshman | Utility | L/L | 5-10**  
**Rock Springs, Ga. | Gordon Lee HS**

**High School:** Comes to Georgia Tech from Rock Springs, Ga. A two-time GADC Class A Player of the Year, Minghini also earned first team all-state and all-region honors in 2018 and 2019. During her time at Gordon Lee High School, Minghini threw over 500 strikeouts, finishing with a 0.81 ERA. The lefty was also a force at the plate, with a career .450 batting average while helping lead her squad to four Class A state championship titles. She also won an ASA/USA national championship with the Tennessee Mojo in 2018 and was named Chattanooga Time Free Press Best of Preps and Walker County Pitcher of the Year in 2019. Her intended major is biomedical engineering.



**24**  
**KINSEY NORTON**

**Freshman | Pitcher | R/R | 6-2**  
**Woodstock, Ga. | Etowah HS**

**High School:** Comes to Georgia Tech from Woodstock, Ga. The right-handed pitcher ranks No. 50 overall and No. 29 among pitchers nationally on the Extra Inning Softball 2021 Extra Elite 100. A three-time all-state, all-county and all-region honoree, Norton helped lead Etowah High School to regional titles in 2017 and 2020, and owns school records for most career strikeouts and most strikeouts in a season. She was named 2020 Region Pitcher of the Year, while also being named to the GA Dugout All-Star Senior team and GA All-Star Junior team. In addition to her accomplishments off the field, Norton was named Wendy's Heisman Scholarship School winner. She intends to major in industrial design at Georgia Tech.



**88**  
**SOPHIA VOYLES**

**Freshman | Pitcher | R/R | 5-7**  
**Dalton, Ga. | Coahulla Creek HS**

**High School:** Joins the Yellow Jackets from Dalton, Ga. and ranks No. 62 overall and No. 35 among pitchers nationally on the Extra Inning Softball 2021 Extra Elite 100. The right-hander helped Coahulla Creek High School to a regional title in 2020. She earned All-Area Player of the Year in 2019 and holds school strikeout and wins records. She is a National Honor's Society member and a French Honor's Society member, and intends to major in psychology at Georgia Tech.

# HEAD COACH AILEEN MORALES



## AILEEN MORALES

### HEAD COACH

GEORGIA TECH, 2009  
FIFTH SEASON AT GEORGIA TECH  
@COACH\_A\_MO

Aileen Morales, one of the most decorated student-athletes in Georgia Tech softball history and a former highly successful assistant coach at her alma mater, returned to The Flats as the program's sixth head coach on June 7, 2017.

In her first year at the helm of the Georgia Tech softball program, Morales led the Jackets to their first postseason appearance since 2014. Tech recorded five ACC series wins for the first time since 2011, finishing sixth in the ACC. With 28 wins on the season, Tech surpassed the 25-win mark for the first time since 2013 and finished above .500 for the first time since 2012.

Morales saw continued success in her second season, coaching the team to its first ACC tournament win since 2012 with a decisive 8-5 five-inning run-rule win over Virginia in the opening round. She brought Tech over the 30 win mark for the first time since 2012, finishing with a 31-27 record, including the program's 1,000th win.

Year three for Morales was cut short due to Covid-19 as the Jackets remained above .500 at 12-11. Tech returned to action in full capacity for Morales' fourth season on the Flats as the White and Gold finished 20-26 in the quarterfinal round of the ACC tournament. Morales achieved her 200th career win as a head coach during the season.

In her nine seasons as a student-athlete (2005-08) and assistant coach (2009-13) at Georgia Tech, she helped lead the Yellow Jackets to four Atlantic Coast Conference regular-season championships (2005, 2009-11), four ACC Tournament titles (2005, 2009-10, 2012), eight NCAA regionals (2005-12) and an NCAA Super Regional (2009). The Jackets averaged 43 wins per season during her nine years with the program.

After leaving her alma mater following the 2013 campaign, she added four seasons as a successful head coach to her resume, first at Young Harris College in Young Harris, Ga. (2014-15) and most recently at Radford University in Radford, Va. (2016-17).

After inheriting a program that won just 12 games in 2015, Morales engineered the biggest turnaround in NCAA Division I softball when she led Radford to a 35-26 record in her first season at the helm in '16. The Highlanders also climbed 96 spots in the Ratings Percentage Index (RPI) in her first season at the school, advanced to the Big South Tournament semifinals with their first postseason wins in four years and boasted two all-conference honorees.

Prior to her two-year stint at Radford, Morales compiled 51 wins in two seasons at the helm at Young Harris.

Morales began her full-time coaching career as an assistant coach at Georgia Tech from 2010-13. During that four-year stint, she helped lead the Yellow Jackets to two ACC regular-season championships, two ACC Tournament titles and three NCAA regional appearances while coaching 19 all-conference selections, four ACC Players of the Year and three all-Americans.

She got her start in coaching as a student assistant coach for Tech in 2009, helping the Yellow Jackets to the most successful overall season in school history, a 46-15 campaign that included ACC regular-season and tournament championships and the program's lone NCAA Super Regional appearance.

Morales arrived at Georgia Tech in January 2005 after graduating a semester early from Hardaway H.S. in Columbus, Ga. Despite beginning her collegiate career during what was scheduled to be her final high-school season, she hit .296 with five doubles, a triple, two home runs, 32 RBI and an ACC-best 44 stolen bases in 49 attempts as a freshman, en route to being named ACC co-Freshman of the Year and earning second-team all-conference recognition.

She went on to be a three-time all-ACC honoree as a middle infielder, earning first-team

accolades as a junior and senior in 2007 and '08, and was also a three-time all-region selection. She earned third-team all-America honors.

She remains Georgia Tech's all-time leader in games played (265), starts (265), at-bats (850) and stolen bases (154) and ranks among the program's top 10 in runs (second – 216), hits (third – 261), doubles (fifth – 43) and triples (fifth – 10). She also holds three of the top five single-season stolen base totals in school history, including a school-record 46 as a senior in 2008.

Over the course of Morales' four-year playing career, Georgia Tech won 185 games, claimed the 2005 ACC regular-season and tournament championships and advanced to the NCAA postseason four times. She was inducted into the Georgia Tech Athletics Hall of Fame in 2020.

Following the end of her collegiate playing career, she was selected by the Chicago Bandits in the second round of the 2008 National Pro Fastpitch Draft. She played two seasons with the Bandits and helped lead the squad to the NPF championship as a rookie in 2008.

She also boasts international experience as a player and coach with the Puerto Rican national team. She competed internationally for Puerto Rico from 2007-10 and served as an assistant coach for the 2012 squad that finished eighth at the International Softball Federation World Championship, PR's best finish in more than a decade.

A three-time second-team academic all-district selection as a student-athlete at Georgia Tech, Morales graduated with a bachelor's degree in business management in 2009. The Columbus, Ga. native earned a master's in sport management from Georgia Southern in 2013.

## MORALES FILE

### PERSONAL

**Hometown** Columbus, Ga.  
**Education** Georgia Tech, 2009 (Bachelor of Science in Business Management)  
Georgia Southern, 2013 (Master's in Sport Management)

### COACHING EXPERIENCE

2017-Pres. Head coach, Georgia Tech  
2016-17 Head coach, Radford  
2014-15 Head coach, Young Harris  
2012 Assistant coach, Puerto Rico National Team  
2010-13 Assistant coach, Georgia Tech  
2009 Student assistant, Georgia Tech

### HEAD COACHING RECORD

YEAR	SCHOOL	RECORD	POSTSEASON
2014	Young Harris	20-33	
2015	Young Harris	31-18	
2016	Radford	35-26	Big South Semifinal
2017	Radford	27-28	
2018	Georgia Tech	28-26	ACC Quarterfinal
2019	Georgia Tech	31-27	ACC Quarterfinal
2020*	Georgia Tech	12-11	
2021	Georgia Tech	20-26	ACC Quarterfinal
Total		204-197	
at Georgia Tech		91-90	

### PLAYING TIMELINE

YEAR	TEAM	AWARDS
2005-08	Georgia Tech	ACC Freshman of the Year (2005) 3x all-ACC and all-region
2007-10	Puerto Rico National Team	
2008-09	Chicago Bandits (National Pro Fastpitch)	

\*2020 Season shortened due to COVID-19

## ASSISTANT COACHES



### REESE MARICONDA

**ASSISTANT COACH**

VIRGINIA TECH, 2009  
FIFTH SEASON AT GEORGIA TECH  
@REESE\_M3

Reese Mariconda joined the Georgia Tech softball staff as an assistant coach on June 22, 2017. Mariconda works primarily with the outfielders and serves as Tech's hitting coach.

In her first season with the Yellow Jackets, she helped three Jackets to slug .500 and above. As a team, the Jackets drew 30 more walks than the previous season. Tech ranked third in the conference in runs scored during the 2018 season and second in home runs. In 2019, Tech saw an increase in nearly every offensive statistical category, including slugging, on-base percentage and home runs, and helped the Jackets lead the ACC in doubles. Following a 2020 season shortened to 23 games due to Covid-19, 2021's Jackets under the guidance of Mariconda at the plate led the ACC in on-base percentage and walks. Tech was also top five in the conference in batting average and slugging percentage in 2021.

Mariconda served as the assistant coach at Fordham from 2012-17, compiling a 195-101 record over five seasons. In her duration on the Fordham staff, Mariconda helped lead the team to five consecutive Atlantic 10 Tournament Championships. She was a member of the coaching staff that was named the 2017 NFCA Mid-Atlantic Coaching Staff of the Year.

At Fordham, Mariconda worked with the hitters, leading to an increase in the team batting average by 50 points, ranking No. 24 in the nation in batting average and No. 10 in the nation in scoring. During her time with Fordham, the Rams led the Atlantic 10 in almost every offensive category.

Prior to her stint at Fordham, Mariconda served as the volunteer assistant at Radford University from 2010-12. At Radford, she helped bring the Highlanders two regular season Big South Conference Championships in back-to-back seasons.

She received her undergraduate degree from Virginia Tech where she played third base and shortstop for the Hokies from 2005-09, competing against Morales.

As a player, Mariconda was a two-time ACC Tournament Champion and three-time all-ACC selection. She was the only player in Virginia Tech history to start every game of her career. In 2008 she competed in the Women's College World Series and was a member of the team that upset the USA women's Olympic softball team, snapping its 187-game win streak.



### MARTY MCDANIEL

**ASSISTANT COACH**

CARSON NEWMAN COLLEGE, 1989  
SECOND SEASON AT GEORGIA TECH  
@MARTY\_MAC17

Marty McDaniel joined the Georgia Tech softball staff as an assistant coach on August 7, 2020. McDaniel serves as Tech's pitching coach.

In his first season on The Flats, McDaniel developed the existing pitching staff, including Blake Neleman, who tossed a no-hitter in the first round of the ACC tournament against Syracuse. The staff as a whole totaled five shutouts and 204 strikeouts in 297.1 innings pitched.

A veteran collegiate pitching coach with a long history of success, McDaniel played a pivotal role in making Tennessee a top-tier team in the SEC over the last 16 seasons, earning NFCA Southeast Region Coaching Staff of the Year honors three times. During his tenure, McDaniel also helped lead the program to seven Women's College World Series appearances and two SEC tournament titles.

McDaniel coached 34 NFCA All-Americans, 60 NFCA all-Region selections and 70 all-SEC or all-freshman selections at Tennessee. Among his 10 all-SEC pitchers are Olympic silver medalist, four-time first team all-American and eight-time pro all-star Monica Abbott, and two-time all-American and three-time all-SEC selection Ellen Renfroe.

In his first season at Tennessee in 2005, McDaniel's pitching staff set a national record with 51 shutouts, while also setting program records in ERA (0.79) and wins (67). He went on to lead the Lady Vols to an NCAA-best 0.88 ERA to go along with 63 wins, 41 shutouts and a national single-season record strikeout-per-seven-inning ratio of 13.55 in 2007, on their way to becoming the first SEC team to reach the Women's College World Series championship series.

Prior to his time at Tennessee, McDaniel was the head coach at Division II Armstrong Atlantic State from 1996-2004. He earned Atlantic Region Coach of the Year honors in

## SUPPORT STAFF



### SAM TURNER

#### STRENGTH AND CONDITIONING COACH

SEVENTH SEASON AT GEORGIA TECH

Sam Turner is in her seventh year at Georgia Tech, overseeing softball and men's and women's swimming and diving.

Prior to Georgia Tech, Turner was a graduate assistant at Stanford University overseeing the men's swimming and women's water polo program. Turner also completed internships with the National Strength and Conditioning Association and Athletes' Performance, as well as assisting with USA Hockey women's development camps.

Turner graduated from the University of North Dakota with a degree in exercise science and completed her master's degree in exercise physiology from San Jose State University.

Turner is a NSCA Certified Strength and Conditioning Specialists (CSCS).

PLAYERS & STAFF



### T.J. STRICKLIN

#### COMMUNICATIONS AND PR

SECOND SEASON AT GEORGIA TECH

T.J. Stricklin was promoted to assistant director of communications on Jan. 15, 2022, serving as the primary contact for softball and volleyball, after being hired as sports information assistant on Feb. 2, 2021.

Prior to arriving on The Flats, Stricklin served as an athletic communications associate with UAB from March of 2019 through May of 2020. With the Blazers, Stricklin served as primary contact for baseball, volleyball, cross country and track and field as well as secondary football contact. Stricklin also handled primary softball contact responsibilities during the 2019 season before switching to baseball prior to the 2020 season.

Succeeding graduation, Stricklin served as communications intern with Fresno State Athletics from August of 2018 through February of 2019. For the 'Dogs, Stricklin served as primary contact for men's golf, women's tennis and lacrosse as well as secondary women's basketball contact.

Stricklin received his bachelor's degree in public relations from Auburn University, where he interned in the athletic communications department with Auburn Athletics from August of 2015 to June of 2018. Stricklin also interned with the Columbus Cottonmouths, a former member of the Southern Professional Hockey League now known as the Birmingham Bulls, throughout the 2014-15 season.

## INSTITUTE PRESIDENT AND FACULTY REPRESENTATIVE



### DR. ANGEL CABRERA

#### INSTITUTE PRESIDENT

B.S./M.S., UNIVERSIDAD  
POLITÉCNICA DE MADRID  
M.S./PH.D., GEORGIA TECH

After serving for almost seven years as president of George Mason University (GMU) in Fairfax, Virginia, Dr. Angel Cabrera was named June 13, 2019, by the University System of Georgia Board of Regents as Georgia Tech's 12th president. He succeeds Dr. G.P. "Bud" Peterson, who has served since April 1, 2009. Peterson will continue in his role as Georgia Tech's president until Cabrera arrives in September. When Peterson announced his pending retirement in January 2019, he shared his plans to continue his research and return to teaching at Georgia Tech.

Under President Peterson's leadership, Georgia Tech exceeded the \$1.5 billion goal for Campaign Georgia Tech by 20%, grew innovative collaborations and strategic partnerships, expanded the campus infrastructure, and elevated its national and global visibility. In the past decade, total research expenditures and other sponsored activities increased by 78% to \$908 million. Enrollment increased by 69%. The number of women in the first-year class increased from 32 to 40%. Georgia Tech's first-to-second-year retention is 97%, a historic high.

Cabrera is a Georgia Tech alumnus, the second in the Institute's 134-year history to serve as president. Peterson's predecessor, Dr. G. Wayne Clough (1994 – 2008), earned bachelor's and master's degrees in civil engineering from Georgia Tech.

Cabrera holds an M.S. and Ph.D. in cognitive psychology from Georgia Tech, which he attended as a Fulbright Scholar. He also holds a telecommunications engineering degree from Universidad Politécnica de Madrid (B.S. and M.S. in computer and electrical engineering). For the past decade, he has served as a member of the Georgia Tech Advisory Board, including a stint as its chair. Cabrera met his wife, Beth, while both were graduate students at Georgia Tech. Dr. Beth Fraser Cabrera was a management professor at Carlos III University in Madrid and Arizona State University, and currently delivers leadership development programs for business executives. Their son Alex, who recently received his undergraduate degree from the Institute, is continuing his studies this fall at Carnegie Mellon University. Daughter Emilia is a rising junior at Harvard University.

George Mason is the largest, fastest growing, and most diverse public university in Virginia. Listed among the top 300 research universities in the world by the Academic Ranking of World Universities, GMU reached the top tier among research universities in the Carnegie Classification and accounted for more than half of all public university enrollment growth in Virginia under Cabrera's leadership. In 2018, it was named by Forbes as one of America's best midsize employers.

Before becoming GMU's president, Cabrera served as dean of IE Business School in Madrid and president of Thunderbird School of Global Management (now part of Arizona State University). As a business educator, Cabrera played a key role in advancing professional ethics, internationalization, and corporate social responsibility. As a senior advisor to the United Nations Global Compact, in 2007 he was the lead author of the "Principles for Responsible Management Education," now adopted by more than 700 schools around the world.

Cabrera's research has been published in leading academic journals. He has been quoted by leading global media, including The Economist, BBC, CNN, CNBC, El País, Forbes, the International Herald Tribune, and The New York Times. His op-eds have been published by The Washington Post and the international press, and he has appeared on NPR programs and PBS NewsHour. He's been named a "Young Global Leader" by the World Economic Forum, a "Star of Europe" by Businessweek, "Henry Crown Fellow" by the Aspen Institute, and "Great Immigrant" by the Carnegie Corporation of New York. He has received honorary degrees from Miami Dade College and Universidad Politécnica de Madrid. He is the first native of Spain to serve as president of an American university.



### DR. BARATUNDE COLA

#### FACULTY ATHLETICS REPRESENTATIVE

B.E., VANDERBILT, 2002  
PH.D., PURDUE, 2008

Baratunde A. Cola knows just what it takes to be a student and an athlete at the highest collegiate level.

A professor of heat transfer, combustion and energy systems in the George W. Woodruff School of Mechanical Engineering, Cola was named faculty athletics representative (FAR) to the Georgia Tech Athletic Association with his three-year term beginning in July 2020. The FAR serves as the liaison between the Institute and the Athletic Association on issues regarding rules compliance, developments at the National Collegiate Athletic Association (NCAA), and activities related to Atlantic Coast Conference (ACC) membership.

Cola began his education at Vanderbilt University where he was a football student athlete and the starting fullback in 2002. He graduated with a bachelor's of education degree after winning the football program's dedication award, before going on to earn his master's degree from Vanderbilt in 2004.

After six years at Vanderbilt, he began researching thermal applications of carbon nanotubes at Purdue University, interning as a test research and development engineer at Intel Corporation in 2007, as he worked toward earning his Ph.D. from the university in 2008.

From there Cola had a brief stay as a visiting scholar at the University of Texas at Dallas before joining the faculty at Georgia Tech in April 2009 as an assistant professor.

Cola's research is currently focused on understanding and designing thermal transport and energy conversion in nanostructures and devices. His group develops tools to characterize thermal transport across several orders of scale for this purpose. They seek to solve problems with high importance to applications in clean energy (e.g. direct conversion) and the efficient utilization of energy (e.g. more efficient thermal management), and in major industrial segments such as consumer electronics, enterprise services (e.g. the cloud supporting infrastructure), transportation, and lighting.

Cola was promoted to professor at Georgia Tech in 2019.

# DIRECTOR OF ATHLETICS AND SPORT ADMINISTRATOR



## TODD STANSBURY

**DIRECTOR OF ATHLETICS**  
GEORGIA TECH, 1984

Georgia Institute of Technology introduced former Tech football player Todd Stansbury as the Institute's ninth director of athletics on Sept. 22, 2016.

Stansbury served as Oregon State's athletic director from June 2015 until his arrival on The Flats following a nine-year stint as the university's executive associate athletic director from 2003-2012. During his time at Oregon State, Stansbury was part of a senior management team that raised \$150 million for a football stadium expansion, in addition to fundraising for the construction of a sports performing center. He also was part of a team that established several career development initiatives for student-athletes.

Stansbury's resume also includes roles as athletic director at the University of Central Florida (2012-2015) and East Tennessee State University (2000-2003). He was Georgia Tech's assistant athletic director for academics from 1988-1995 under Homer Rice. Now he returns to campus to guide a department that features 15 teams in 17 NCAA Division I varsity sports.

Stansbury grew up in Canada. When he was 10 years old and on vacation with his family in Florida, he befriended several Georgia Tech football players staying at the same hotel. During the drive back home to Ontario, his family stopped on campus to see a practice. That's when Stansbury knew he wanted to play football on The Flats. He earned varsity letters while at Georgia Tech from 1980-1984 as a middle linebacker and on special teams for head coach Bill Curry. He was a third-round draft pick of the Canadian Football League's Saskatchewan Roughriders in 1984.

As the ninth director of athletics in Georgia Tech history, he follows in the footsteps of storied names such as Rice, John Heisman and Bobby Dodd. He was hired following a national search that began in August 2016 when Mike Bobinski accepted the athletics director position at Purdue University. A nine-member search committee led by Georgia Tech Foundation President Al Trujillo identified candidates. The search process was assisted by Turnkey Search.

Georgia Tech has achieved a school-record Graduation Success Rate (84 percent according to the most recent NCAA figures from November 2015) in each of the past three years. The Institute also recorded outstanding scores in the Academic Progress Rate (APR), which provides a real-time NCAA metric to measure the success of institutions in moving student-athletes toward graduation. The latest APR statistics, released in April, reported that 13 of Georgia Tech's 15 teams scored 980 or better out of a possible 1,000 points.

### Meet Todd Stansbury

Age: 55

Wife: Karen

Hometown: Oakville, Ontario

Education:

Georgia Tech (B.S. Industrial Management, 1984)

Georgia State (M.S. Sports Administration, 1993)

Work History:

2016-present: Georgia Tech/Director of Athletics

2015-2016: Oregon State Univ. Vice President/Director of Athletics

2012-2015: Univ. of Central Florida Vice President/Director of Athletics

2003-2012: Oregon State Univ. Executive Associate Athletic Director

2000-2003: East Tennessee State Univ. Director of Athletics

1997-2000: Univ. of Houston Associate Athletic Director (was also an adjunct professor)

1996-1997: Southern Network Services -- Manager, Internet Business Services

1995-1996: Institute for International Sport -- International Coordinator

1988-1995: Georgia Tech Assistant Athletic Director for Academics

1986-1987: Citizens & Southern National Bank -- Credit Manager



## JOELEEN AKIN

**SPORT ADMINISTRATOR**  
KANSAS STATE, 1991

Joeleen Akin, a former Georgia Tech athletics staff member with more than 20 years of experience in college athletics, returned to Georgia Tech as associate athletics director for student-athlete development and senior woman administrator in July 2016.

Akin rejoins the Georgia Tech athletics administration after 13 years at nearby Agnes Scott College. She served as Agnes Scott's athletics director and physical education chair for 12 years (2003-15) before being promoted to associate dean for athletics and student activities in February 2015.

Prior to her 13-year tenure at Agnes Scott, she spent seven years at Georgia Tech as director of women's basketball operations (1996-98), marketing/operations manager (1998-99) and director of marketing (1999-2003).

During her 12 years as athletics director at Agnes Scott, an NCAA Division III institution in Decatur, Ga., Akin oversaw a program that produced eight NCAA Tournament teams and a coaching staff that earned 12 different coach-of-the-year recognitions. Under her direction, Agnes Scott student-athletes maintained a 3.0 cumulative grade point average and participated extensively in on- and off-campus service projects.

Akin's tenure at Agnes Scott was marked by innovation and vision. She created and implemented numerous student-athlete development and engagement initiatives at ASC, including a new student-athlete orientation program, Safe Zone training for student-athletes, coaches and staff and coordination of campus-wide academic resources for student-athletes.

Administratively, she developed a unique revenue-generation model that resulted in a 200-percent increase in the school's athletics budget and partnered with a national franchise Snap Fitness to bring a state-of-the-art fitness facility to campus at no cost to the college. She also coordinated with the school's communications department to create the now-trademarked tagline "Smart Women Sweat" to promote the Scotties' athletics programs.

In addition to her duties as athletics director and physical education chair, Akin was Agnes Scott's women's basketball coach from 2003-07 and was named the Great South Athletic Conference Coach of the Year in 2006. She also served as commissioner of the Great South Athletic Conference from 2011-16 and was a member of the NCAA Division III women's basketball committee and NCAA volleyball regional advisory committee from 2014-16.

"I am thrilled to return to Georgia Tech," Akin said. "I want to thank Mike Bobinski and the coaches and staff members that were part of the search process. I am excited about working closely with the student-athletes and coaches. While opportunities and life changes took me elsewhere 13 years ago, my passion for Georgia Tech never wavered. It feels good to be home."

Prior to her arrival at Georgia Tech in 1996, Akin also served as a sports marketing assistant at Auburn and NC State and as a member of the women's basketball staffs at UNC Wilmington and Kansas State.

A Kansas native, Akin earned bachelor's (1991) and master's (1993) degrees from Kansas State.

She and her husband, Charles, have two children: Bobbie and Ryan.



## ***HISTORY***

<b>HONORS AND AWARDS</b>	<b>24-27</b>
<b>ALL-TIME LETTERWINNERS</b>	<b>28</b>
<b>COACHING HISTORY</b>	<b>29</b>
<b>YEAR-BY-YEAR RESULTS</b>	<b>30-41</b>
<b>ACC/NCAA TOURNAMENT RESULTS</b>	<b>42</b>
<b>SERIES HISTORY</b>	<b>43-54</b>

# HONORS & AWARDS\*\*\*

## NFCA ALL-AMERICANS



**TARA KNUDSEN**

2002 - Third Team



**CAITLIN LEVER**

2007 - First Team



**AILEEN MORALES**

2007 - Third Team



**HOPE RUSH**

2010 - Third Team



**JESSICA SALLINGER**

2004, 2005 - Third Team



**KELSI WESEMAN**

2011 - Second Team



**LAURA WILLIAMS**

1997 - First Team



**JEN YEE**

2010 - First Team

## NATIONAL HONORS

### NFCA ALL-AMERICAN

YEAR	PLAYER, POS.	TEAM
1997	Laura Williams, SS	1st
2002	Tara Knudsen, SS	3rd
2004, 2005	Jessica Sallinger, P	3rd
2007	Caitlin Lever, OF	1st
2007	Aileen Morales, SS	3rd
2010	Hope Rush, P/DP	3rd
2010	Jen Yee, 2B	1st
2011	Kelsi Weseman, SS	2nd

### JUSTIN'S WORLD OF SOFTBALL ALL-AMERICAN

YEAR	PLAYER, POS.	TEAM
2021	Tricia Awald, 1B	3rd

### NFCA ALL-SOUTHEAST REGION

YEAR	PLAYER, POS.	TEAM
1994	Stephanie Webb, SS	2nd
1995	Stephanie Webb, SS	2nd
1995	Stephanie Weitman, OF	2nd
1996	Stephanie Webb, SS	1st
1997	Lauren Webb, 3B	2nd
1997	Laura Williams, SS	1st
1997	Heather Sumrow, OF	2nd
1999	Heather Sumrow, OF	2nd
1999	Anne Knobbe, C	2nd
2002	Tara Knudsen, SS	1st
2002	Jessica Sallinger, P	1st
2004	Jessica Sallinger, P	1st
2005	Jessica Sallinger, P	1st
2005	Aileen Morales, SS/2B	1st
2006	Amy Hosier, OF	1st
2006	Savannah Brown, C	2nd
2006	Whitney Haller, 1B	1st
2007	Whitney Haller, 1B	1st
2007	Savannah Brown, C	1st
2007	Aileen Morales, SS/2B	1st
2007	Brittany Barnes, 3B	2nd
2007	Caitlin Lever, OF	1st
2008	Aileen Morales, SS/2B	2nd
2009	Whitney Haller, 1B	1st
2009	Tiffany Johnson, P/3B	1st
2009	Jen Yee, 2B	1st
2010	Jen Yee, 2B	1st
2010	Kristen Priebe, 1B	2nd
2010	Hope Rush, P/DP	2nd
2010	Kelsi Weseman, SS	2nd
2011	Kelsi Weseman, SS	1st
2012	Hope Rush, P/DP	2nd
2012	Kelsi Weseman, SS	2nd
2013	Ashley Thomas, SS	2nd
2019	Tricia Awald, 1B	3rd
2021	Tricia Awald, 1B	1st

### NCAA ALL-TOURNAMENT TEAM

PLAYER, POS.	DATE
Katie Donovan, IF	2002
Jamie Frost, IF	2002
Soraya Reddick, OF	2004
Jessica Sallinger, P	2002, 2003, 2004
Lindsay Wood, C	2002

HISTORY

# HONORS & AWARDS

## ACC HONORS

### ACC PITCHER/PLAYER OF THE YEAR

YEAR	PLAYER
1997	Laura Williams
2005	Jessica Sallinger (Pitcher)
2010	Jen Yee
2011, 2012	Kelsi Weseman
2013	Ashley Thomas

### ACC ROOKIE OF THE YEAR

YEAR	PLAYER, POS.
1994	Laura Williams, 3B
1992	Stephanie Weitman, OF
1997	Anne Knobbe, C
2002	Jessica Sallinger, P
2005	Aileen Morales, 2B
2006	Whitney Haller, 1B/P
2009	Kelsi Weseman, SS
2010	Hope Rush, P/DP

### ACC COACH OF THE YEAR

YEAR	PLAYER
1995	Regina Tomaselli
2002	Kate Madden
2005	Ehren Earleywine
2009	Sharon Perkins
2010	Sharon Perkins
2011	Sharon Perkins

### ALL-ACC

YEAR	PLAYER, POS.	TEAM
1992	Juanita Albarado, 2B	-
1992	Debbie Wilson, 3B	-
1993	Juanita Albarado, 2B	-
1994	Stephanie Weitman, OF	-
1994	Laura Williams, SS	-
1995	Stephanie Weitman, OF	-
1995	Laura Williams, SS	-
1996	Terri Bolden, OF	-
1996	Laura Williams, SS	-
1997	Lauren Webb, 3B	-
1997	Laura Williams, SS	-
1998	Lauren Webb, 3B	-
1999	Anne Knobbe, C	-
2000	Anne Knobbe, C	-
2002	Tara Knudsen, SS	-
2002	Lindsay Wood, C	-
2003	Tara Knudsen, SS	-
2003	Jessica Sallinger, P	1st
2004	Liz Bartle, DP	-
2004	Tara Knudsen, SS	-
2004	Jessica Sallinger, P	1st
2005	Amy Hosier, OF	1st
2005	Caitlin Lever, OF	1st
2005	Aileen Morales, 2B/SS	2nd
2005	Jessica Sallinger, P	1st
2005	Christine Sheridan, SS	1st
2006	Whitney Haller, 1B	1st
2006	Amy Hosier, OF	1st
2006	Caitlin Lever, OF	2nd
2007	Savannah Brown, C	1st
2007	Whitney Haller, 1B	1st
2007	Caitlin Lever, OF	1st

2007	Aileen Morales, 2B/SS	1st
2008	Aileen Morales, 2B/SS	1st
2008	Whitney Haller, 1B	2nd
2009	Kristen Adkins, P/3B	2nd
2009	Whitney Haller, 1B	1st
2009	Tiffany Johnson, P/3B	2nd
2009	Blair Shimandle, OF	2nd
2009	Kelsi Weseman, SS	1st
2009	Jen Yee, 2B	1st
2010	Christy Jones, CF	2nd
2010	Kate Kuzma, C/LF	2nd
2010	Kristine Priebe, 1B	1st
2010	Hope Rush, P/DP	1st
2010	Kelsi Weseman, SS	1st
2010	Jen Yee, 2B	1st
2011	Kristen Adkins, P/3B	1st
2011	Christy Jones, CF	2nd
2011	Caitlin Jordan, DP	1st
2011	Kristine Priebe, 1B	2nd
2011	Alysha Rudnik, 3B	1st
2011	Jessica Sinclair, RF	2nd
2011	Kelsi Weseman, SS	1st
2012	Kate Kuzma, C/LF	2nd
2012	Hope Rush, P/DP	1st
2012	Kelsi Weseman, SS	1st
2013	Alysha Rudnik, 3B	1st
2013	Hope Rush, P/DP	2nd
2013	Ashley Thomas, SS	1st
2014	Maddie Lionberger, 2B	1st
2014	Ashley Thomas, SS	2nd
2015	Maddie Lionberger, 2B	2nd
2016	Courtney Ziese, DP	2nd
2018	Emily Anderson, P	2nd
2018	Draven Sonnon, OF	2nd
2018	Cameron Stanford, OF	2nd
2019	Katie Krzus, 3B	1st
2019	Cameron Stanford, OF	2nd
2021	Tricia Awald, 1B	1st
2021	Emma Kauf, C	1st
2021	Cameron Stanford	2nd
2021	Breanna Roper	3rd

### ALL-ACC FRESHMAN TEAM

YEAR	PLAYER, POS.
2018	Cameron Stanford, OF
2019	Bailee Zeitter, SS
2021	Emma Kauf, C

### ACC TOURNAMENT MVP

YEAR	PLAYER, POS.
2002	Jessica Sallinger, P
2005	Jessica Sallinger, P
2009	Kristen Adkins, P/3B
2010	Hope Rush, P/DP
2012	Hope Rush, P/DP

### ACC ALL-TOURNAMENT

YEAR	PLAYER, POS.
1992	Juanita Albarado, 2B
1992	Ropekia, Gunn, SS
1993	Juanita Albarado, 2B
1994	Terri Bolden, OF
1994	Stephanie Weitman, OF
1995	Lori Steiner, 1B

1995	Lauren Webb, 3B
1995	Stephanie Weitman, OF
1996	Paige Bolton, OF
1996	Laura Williams, SS
1997	Lori Steiner, 1B
1997	Beth Warren, P
1997	Laura Williams, SS
1998	Lauren Webb, 3B
1999	Anne Knobbe, C
2000	Heather Sumrow, OF
2002	Katie Donovan, 1B
2002	Soraya Reddick, OF
2002	Jessica Sallinger, P
2002	Lindsay Wood, C
2003	Katie Donovan, 1B
2004	Tara Knudsen, SS
2004	Jessica Sallinger, P
2004	Sara Wissmann, OF
2005	Amy Hosier, OF
2005	Kirin Kumar, 1B
2005	Jessica Sallinger, P
2005	Christine Sheridan, SS
2006	Amy Hosier, OF
2006	Caitlin Lever, OF
2006	Christine Sheridan, SS
2007	Whitney Haller, 1B
2007	Caitlin Lever, OF
2007	Jen Yee, 2B
2009	Kristen Adkins, P/3B
2009	Whitney Haller, 1B
2009	Blair Shimandle, OF
2009	Kelsi Weseman, SS
2009	Jen Yee, 2B
2010	Kate Kuzma, C/LF
2010	Kristine Priebe, 1B
2010	Hope Rush, P/DP
2010	Kelsi Weseman, SS
2012	Kate Kuzma, C/LF
2012	Hope Rush, P/DP
2012	Chelsie Thomas, 2B
2012	Kelsi Weseman, SS
2019	Kaylee Ellebracht, C/DP
2021	Blake Neleman, P

### ALL-ACC METRO

YEAR	PLAYER, POS.
1995	Lori Steiner, 1B
1995	Laura Williams, 3B

## ACADEMIC HONORS

### GOSIDA ACADEMIC ALL-AMERICA

(as selected by CoSIDA; formerly ESPN The Magazine Academic All-America)

PLAYER	YEAR	TEAM
Whitney Haller	2007	2nd
	2008	3rd
	2009	1st
Erin Voeltz*	2004	3rd

\*used to be sponsored by Verizon

HISTORY

# HONORS & AWARDS

## COSIDA ACADEMIC ALL-DISTRICT

*(as selected by CoSIDA; formerly ESPN The Magazine Academic All-District)*

PLAYER	YEAR	TEAM
Shannon Bear	2011, 2012	1st
Whitney Haller	2007, 2008, 2009	1st
Christy Jones	2011	1st
Aileen Morales	2006, 2007, 2008	2nd
Blair Shimandle	2008, 2009	2nd
Lori Steiner	1995, 1996	
Erin Voeltz	2003	1st
Laura Williams	1995, 1996, 1997	
Sara Wissmann	2003	2nd

## NFCA ALL-AMERICAN SCHOLAR-ATHLETE

PLAYER	YEAR
Sara Beth Allen	2021
Emily Anderson	2016
Lindsey Anderson	2012
Shannon Bear	2009, 2010, 2011, 2012
Mallorie Black	2021
Lauren Boyett	1997
Meghan Cassidy	2021
Kendall Chadwick	2015, 2016
Felicia Coursey	2003
Colleen Darragh	2014
Kelly Delashmit	2013
Hayley Downs	2014
Karly Fullem	2012, 2013, 2015
Whitney Haller	2007, 2009
Caroline Hilton	2009
Ariella Jackson	2021
Christy Jones	2010, 2011
Emma Kauf	2021
Katie Krzus	2019
Kate Kuzma	2010, 2011
Maddie Lionberger	2013, 2016
Isabella Many	2019
Madison McPherson	2021
Samantha Pierannunzi	2015, 2016
Sandra Beth Pritchett	2021
Alysha Rudnik	2011, 2012, 2014
Blair Shimandle	2007, 2009
Draven Sonnon	2015, 2016
Lori Steiner	1996, 1997
Morgan Taylor	2015, 2016
Erin Voeltz	2002, 2003, 2004
Jessica Weaver	2011
Laura Williams	1996
Sara Wissmann	2003

## ACC SCHOLAR-ATHLETE OF YEAR

PLAYER	YEAR
Whitney Haller	2009
Jen Yee	2010
Christy Jones	2011

## ACADEMIC ALL-ACC

*Beginning in 2005, the ACC started recognizing student-athletes that excelled both on the field and in the classroom (achieving a 3.0 grade point average or higher for the academic year as well as during her entire athletic career.)*

2006	Whitney Haller, Kristina Hull, Aileen Morales, Blair Shimandle, Sarah Wood
2007	Whitney Haller, Kristina Hull, Aileen Morales, Blair Shimandle, Sarah Wood, Jen Yee
2008	Savannah Brown, Aileen Morales, Whitney Haller, Blair Shimandle, Christy Jones, Jessica Weaver
2009	Shannon Bear, Christy Jones, Whitney Haller, Blair Shimandle, Kelsi Weseman, Jen Yee
2010	Christy Jones, Kate Kuzma, Jessica Sinclair, Kelsi Weseman, Jen Yee
2011	Lindsey Anderson, Shannon Bear, Christy Jones, Kate Kuzman, Kristine Priebe, Alysha Rudnik, Jessica Sinclair, Jessica Weaver
2012	Alysha Rudnik, Hayley Downs, Karly Fullem, Kate Kuzma, Shannon Bear, Kelsi Weseman
2013	Alysha Rudnik, Chelsie Thomas, Hayley Downs, Karly Fullem, Katie Johnsky
2014	Alysha Rudnik, Hayley Downs
2015	Karly Fullem, Morgan Taylor
2016	Emily Anderson, Maddie Lionberger, Samantha Pierannunzi
2017	Emily Anderson, Jessica Kowalewicz
2018	Emily Anderson, Draven Sonnon, Cameron Stanford
2019	Katie Krzus, Cameron Stanford, Bailee Zeitler
2021	Emma Kauf

## ACC HONOR ROLL

*The ACC annually recognizes the student-athletes who achieve a grade point average of 3.0 or higher for the academic year.*

1988	Lisa Neal, Cynthia Self
1989	Melanie Ging, Lisa Nea, Cynthia Self
1990	Cynthia Self
1991	Juanita Albarado
1992	Juanita Albarado, Deborah Wilson
1993	Juanita Albarado, Lynne Borowsky, Dina El Sheshai
1994	Terri Bolden, Lynne Borowsky, Lori Steiner, Laura Williams
1995	Paige Bolton, Erin Ryan, Lori Steiner, Laura Williams
1996	Terri Bolden, Paige Bolton, Erin Ryan, Lori Steiner, Laura Williams
1997	Lauren Boyett, Anne Knobbe, Erin Ryan, Lori Steiner, Heather Sumrow, Lauren Webb, Laura Williams
1998	Lauren Boyett, Miki Deal, Erin Ryan, Carye Schiller, Erin Wall, Beth Warren, Lauren Webb
1999	Lauren Boyett, Miki Deal, Melanie Howell, Kori Jacobsen, Lauren Schwartz, Jamie Smith, Beth Warren
2000	Anne Knobbe, Susanne Miller, Lacey Schanz, Lauren Schwartz, Jamie Smith, Beth Warren
2001	Jamie Frost, Erin Glantz, Tiffany Goodman, Erin Hawley, Kori Jacobsen, Susanne Miller, Lacey Schanz, Ellen Styer, Mimi Utt, Erin Voeltz, Sara Wissmann, Lindsay Wood
2002	Katie Donovan, Kirin Kumar, Mimi Utt, Erin Voeltz, Tasha Waugh, Sara Wissmann
2003	Elizabeth Carls, Felicia Coursey, Katie Donovan, Erin Voeltz, Sara Wissmann, Peri Zakin
2004	Kristina Hull, Erin Voeltz, Tasha Waugh, Sara Wissmann, Sarah Wood
2005	Sarah Wood
2006	Whitney Haller, Kristina Hull, Becky McCraw, Blair Shimandle, Sarah Wood
2007	Whitney Haller, Kristina Hull, Aileen Morales, Blair Shimandle, Sarah Wood, Jen Yee
2008	Savannah Brown, Kelly Eppinger, Whitney Haller, Caroline Hilton, Christy Jones, Aileen Morales, Blair Shimandle, Jessica Weaver
2009	Shannon Bear, Jessica Coan, Kelly Eppinger, Whitney Haller, Caroline Hilton, Christy Jones, Kate Kuzma, Blair Shimandle, Jessica Sinclair, Jessica Weaver, Kelsi Weseman, Jen Yee
2010	Shannon Bear, Jessica Coan, Kelly Delashmit, Kelly Eppinger, Caroline Hilton, Christy Jones, Kate Kuzma, Jessica Sinclair, Jessica Weaver, Jen Yee
2011	Kristen Adkins, Lindsey Anderson, Shannon Bear, Kelly Delashmit, Danielle Dike, Caroline Hilton, Christy Jones, Kate Kuzma, Kristine Priebe, Alysha Rudnik, Jessica Sinclair, Jessica Weaver

# HONORS & AWARDS

- 2012 Lindsey Anderson, Shannon Bear, Kelly Delashmit, Hayley Downs, Karly Fullem, Caroline Hilton, Kate Kuzma, Alysha Rudnik, Jessica Sinclair
- 2013 Kelly Delashmit, Hayley Downs, Karly Fullem, Katie Johnsky, Kaitlin Kates, Maddie Lionberger, Alysha Rudnik, Morgan Taylor, Chelsie Thomas
- 2014 Kanani Cabrales, Ashley Clifton, Caitlyn Coffey, Colleen Darragh, Hayley Downs, Karly Fullem, Alexis Jones, Kaitlin Kates, Jessica Kowalewicz, Alysha Rudnik, Morgan Taylor, Chelsie Thomas
- 2015 Emily Anderson, Malea Bell, Kendall Chadwick, Kelsey Chisholm, Colleen Darragh, Karly Fullem, Katie Johnsky, Kylie Kleinschmidt, Maddie Lionberger, Samantha Pierannunzi, Draven Sonnon, Morgan Taylor, Chelsie Thomas
- 2016 Emily Anderson, Kendall Chadwick, Colleen Darragh, Jessica Kowalewicz, Katie Krzus, Maddie Lionberger, Samantha Pierannunzi, Draven Sonnon, Sydney Stavro, Morgan Taylor, Courtney Ziese
- 2017 Emily Anderson, Brooke Barfield, Malea Bell, Rachael Bonitatibus, Alison Brandvold, Kendall Chadwick, Kelsey Chisholm, Colleen Darragh, Grason Gasser, Jessie Kowalewicz, Katie Krzus, Isabella Many, Rebecca Prairie, Drew Puckett, Draven Sonnon
- 2018 Emily Anderson, Malea Bell, Allison Brandvold, Kendall Chadwick, Kelsey Chisholm, Lilly Hooper, Katie Krzus, Isabella Many, Rebecca Prairie, Drew Puckett, Breanna Roper, Draven Sonnon, Cameron Stanford, Sydney Stavro, Jaydra von Behren
- 2019 Brooke Barfield, Maddie Billings, Naomi Dickerson, Kaylee Ellebracht, Lilly Hooper, Ariella Jackson, Amber Johns, Katie Krzus, Isabella Many, Bianca Mora, Rebecca Prairie, Drew Puckett, Cameron Stanford, Sydney Stavro, Hannah Turnbull, Bailee Zeitler
- 2020 Tricia Awald, Morgan Bruce, Meghan Cassidy, Kennedy Cowden, Caroline Davis, Naomi Dickerson, Lilly Hooper, Ariella Jackson, Amber Johns, Emma Kauf, Isabella Many, Madison McPherson, Bianca Mora, Blake Neleman, Palmer Pinholster, Drew Puckett, Lexi Ray, Breanna Roper, Cameron Stanford, Bailee Zeitler
- 2021 Sara Beth Allen, Tricia Awald, Mallorie Black, Morgan Bruce, Meghan Cassidy, Kennedy Cowden, Caroline Davis, Naomi Dickerson, Casey Goguts, Ariella Jackson, Emma Kauf, Madison McPherson, Bianca Mora, Palmer Pinholster, Sandra Beth Pritchett, Lexi Ray, Breanna Roper, Bailee Zeitler

## GT SPORTS HALL OF FAME



Laura Williams  
Played 1994-1997  
Inducted 2007



Jessica Sallinger  
Played 2002-2005  
Inducted 2015



Caitlin Lever  
Played 2005-07  
Inducted 2019



Aileen Morales  
Played 2005-2008  
Inducted 2020

## JACKETS IN THE NPF

YEAR	PLAYER	TEAM	PICK (ROUND)
2014	Ashley Thomas	Akron Racers	16th (4)
2012	Kelsi Weseman	Carolina Diamonds	13th (4)
2008	Brittany Barnes	Akron Racers	23rd (4)
2008	Savannah Brown	Rockford Thunder	5th (1)
2008	Aileen Morales	Chicago Bandits	10th (2)
2007	Caitlin Lever	Chicago Bandits	Undrafted
2005	Jessica Sallinger	NY/NJ Juggernauts	9th (2)
2004	Tara Knudsen	New England Riptide*	1st

\*Supplemental draft

## JACKETS IN THE OLYMPICS

PLAYER	COUNTRY	GAMES
Jen Yee	Canadian National Team	2008 Beijing
Caitlin Lever	Canadian National Team	2008 Beijing

## ALL-TIME LETTERWINNERS

## A

Adkins, Kristen	2009-11
Albarado, Juanita	1990-93
<b>Allen, Sara Beth</b>	<b>2021-Present</b>
Anderson, Emily	2015-18
Anzek, Stephanie	1993
Anderson, Lindsay	2011-12
Arnold, Karissa	2017
<b>Awald, Tricia</b>	<b>2019-Present</b>

## B

Baldwin, Selena	1991
Ballard, Lisa	1989
Barfield, Brooke	2017-21
Barnes, Brittany	2007-08
Bartle, Liza	2003-05
Beach, Amelia	2008-10
Bear, Shannon	2009-12
Bell, Malea	2015-18
Berger, Stephanie	2007
Biggers, Jennifer	1998-2001
Biggerstaff, Christina	2015
Bickford, Abby	1998-2000
Bishop, Amy	1990-91, 1993
<b>Black, Mallorie</b>	<b>2021-Present</b>
Bolden, Terri	1994-97
Bolton, Paige	1993-96
Bonitatibus, Rachael	2017
Borosky, Lynne	1992-94
Boyett, Lauren	1997-99
Brown, Laura	1993-96
Brown, Mandy	1987
Brown, Savannah	2005-08
Bruce, Morgan	2019-21
Butler, Stephanie	2005-08

## C

Cabrales, Kanani	2014
Cain, Lynne	1989
Camp, Christie	1991-93
<b>Cassidy, Meghan</b>	<b>2020-Present</b>
Caviness, Roberta	1990
Chadwick, Kendall	2017-18
Chisholm, Kelsey	2015-18
Choate, Wendy	1991-92
Clifton, Ashley	2013-14
Cluff, Meador	1988
Coan, Jessica	2009-10
Coffey, Caitlyn	2012-15
Coursey, Felicia	2002-03
<b>Cowden, Kennedy</b>	<b>2020-Present</b>
Creger-Zier, Riki	2005
Crow, Amanda	2008

## D

Darragh, Colleen	2014-17
<b>Davis, Caroline</b>	<b>2020-Present</b>
Deal, Miki	1998-99
Deep, Jordan	2016
Delashmit, Kelly	2010-13
Dickerson, Naomi	2018-21
Dike, Danielle	2009-12
Donovan, Katie	2002-05
Downs, Hayley	2011-14

## E

El Sheshai, Dina	1990-93
Ellebracht, Kaylee	2016-19
Eppinger, Kelly	2007-10
Ezell, Wendy	1988-91

## F

Frost, Jamie	1999-02
Fullem, Karly	2012-15

## G

Ging, Melanie	1987-89
Goodman, Tiffany	2000-03
Goodrich, Jenna	2016-17
Glantz, Erin	2001-02
Glazebrook, Rachel	2010
Grey, Jeanette	1996-98
Gulakowski, Kim	1991-93
Gunn, Ropekia	1990-92

## H

Haller, Whitney	2006-09
Harper, Andrea	1992-95
Hawley, Erin	1998-2001
Hilton, Caroline	2008-12
Holder, Sherri	1987-88
Hooper, Lilly	2018-2020
Hosier, Amy	2003-06
Howard, Kelli	1996
Howell, Melanie	1999
Huckabay, Crosby	2017-21
Huffman, Kelly	1995
<b>Hughes, Abby</b>	<b>2021-Present</b>
Hull, Kristina	2004-07
Humphreys, Whitney	2005-08
Hulse, Jan	1990-93
Huskins, Shannon	1991

## I

Irwin, Donna	1987-88
Ivey, Kacey	2005-06

## J

<b>Jackson, Ariella</b>	<b>2019-Present</b>
Jacobson, Kori	1999-2001
Jenkins, Melissa	1991, 1994
Johns, Amber	2019-2020
Johnsky, Katie	2012-15
Johnson, Nikki	1994
Johnson, Shanna	1996
Johnson, Tiffany	2007-09
Jones, Alexis	2014
Jones, Christy	2008-11
Jones, Heather	1996-97
Jones, Julie	1988
Jordan, Caitlin	2010-11

## K

Kates, Kaitlin	2011-14
<b>Kauf, Emma</b>	<b>2020-Present</b>
Kleinschmidt, Kylie	2012-15
Kowalewicz, Jessica	2014-17
Knobbe, Anne	1997-00
Knudsen, Tara	2001-04
Krastins, Laila	1992-94
Krzus, Katie	2016-2019
Kumar, Kirin	2002-05
Kuzma, Kate	2009-12

## L

La Benne, Karen	1991
Lionberger, Maddie	2013-2016
Lever, Caitlin	2005-07
Lord, Paige	1987-90
Lindsay, Laura	1982

## M

Many, Isabella	2017, 2019, 2020
McCraw, Becky	2005-08
McPherson, Madison	2020-21
McRaw, Claudette	1988
Melgaard, Mandy	1996-97
Miller, Susanne	1998-2001
Mora, Bianca	2018-21
Morales, Aileen	2005-08
Morris, Stephanie	2008-09

## N

Neal, Lisa	1987-90
Neff, Tara	2002-03
<b>Neleman, Blake</b>	<b>2020-Present</b>

## P

Paez, Daisy	2005-07
Pierannunzi, Samantha	2014-17
<b>Pinholster, Palmer</b>	<b>2019-Present</b>
Pogson, Deidre	1993
Prairie, Rebecca	2017-2019
Priebe, Kristine	2010-11
<b>Pritchett, Sandra Beth</b>	<b>2021-Present</b>
Puckett, Drew	2017-2020
Pye, Saige	2018-2019

## R

<b>Ray, Lexi</b>	<b>2020-Present</b>
Reed, Laurie	2007-08
Reeder, Misty	1989-91
Reddick, Soraya	2001-04
Register, Abby	1994
Richardson, Lacey	2006-07
Riddlehoover, Kathryn	1988-89
Robertson, Amy	1995
Rolin, Mechelle	1992-95
Roper, Breanna	2018-21
Rudnik, Alysha	2011-14
Rush, Hope	2010-13
Ryan, Erin	1995-98

## S

Sallinger, Jessica	2002-05
Sams, Tracy	1987-88
Schiller, Carey	1996-98
Schanz, Lacey	1998-2001
Schlechte, Lauren	2003-05
Schreck, Emily	2008-10
Schwartz, Lauren	1997-2000
Self, Cindy	1988-90
Shelton, Shannon	1989-92
Sheridan, Christine	2005-06
Shimandle, Blair	2006-09
<b>Sileo, Jin</b>	<b>2021-Present</b>
Sinclair, Jessica	2009-12
Smith, Jamie	1996-97, '99-2000
Sonnon, Draven	2015-18
Stanford, Cameron	2018-21
Stavro, Sydney	2016, 18-19
Steiner, Lori	1994-97
Stewart, Kinley	2020-21
Stitcher, Melissa	1987
Stringer, Lori	1987-90
Styer, Ellen	1998-2001
Sumrow, Heather	1997-2000
Swats, Robin	1987

## T

Tannenbaum, Laurie	1987
Taylor, Morgan	2013-2016

Thomas, Chelsie	2012-15
Thomas, Ashley	2011-14

## U

Utt, Mimi	1999, 2001-02
-----------	---------------

## V

Voeltz, Erin	2001-04
--------------	---------

## W

Wall, Erin	1995-98
Warren, Beth	1997, 99-2000
Waugh, Tasha	2001-04
Weaver, Jessica	2008-11
Webb, Lauren	1995-98
Webb, Skye	2018-19
Webb, Stephanie	1993-96
Weitman, Stephanie	1992-95
Wells, Kim	1988
Weseman, Kelsi	2009-12
White, Heather	1991
Whitworth, Suzanne	1987-89
Williams, Laura	1994-97
Wilson, Debbie	1992
Wissmann, Sara	2001-04
Wood, Lindsay	2000-03
Wood, Sarah	2004-07

## Y

Yee, Jennifer	2007, 2009-10
---------------	---------------

## Z

Zakin, Peri	2003
<b>Zeitler, Bailee</b>	<b>2019-Present</b>
Ziese, Courtney	2013-2016

# COACHING HISTORY

## NO FULL-TIME COACH (1987-1990)

YEAR	OVERALL	PCT.
1987	6-27	.181
1988	12-30	.286
1989	19-16-1	.528
1990	15-34	.306
52-107-1		.325




## REGINA THOMASELLI (1991-98)

YEAR	OVERALL	PCT.	ACC	PCT.
1991	38-12-1	.745	--	--
1992	30-22	.577	1-3	.250
1993	28-25	.528	1-5	.167
1994	35-23	.603	2-5	.286
1995	30-25	.545	3-3	.500
1996	32-20	.615	4-3	.571
1997	22-34	.393	2-6	.250
1998	24-32	.426	2-6	.250
239-193-1		.553	15-46	.246



## KATE MADDEN (1999-2003)

YEAR	OVERALL	PCT.	ACC	PCT.
1999	22-38	.367	0-8	.000
2000	25-33	.431	3-7	.300
2001	24-29	.453	2-6	.250
2002^!	52-18	.743	6-2	.750
2003!	38-25	.603	3-4	.429
161-143		.530	14-27	.341



## EHREN EARLEYWINE (2004-06)

YEAR	OVERALL	PCT.	ACC	PCT.
2004!	47-19	.712	5-5	.500
2005*^!	51-14	.785	11-4	.733
2006!	48-22	.686	12-9	.571
146-55		.726	28-18	.609



## SHARON PERKINS (2007-13)

YEAR	OVERALL	PCT.	ACC	PCT.
2007!	54-16	.771	14-6	.700
2008!	32-31	.508	9-11	.450
2009*^!#	46-15	.754	17-3	.850
2010*^!	51-11	.823	19-2	.905
2011*!	45-12	.789	18-2	.900
2012^!	37-23	.617	12-8	.600
2013	25-30	.454	10-10	.500
290-138		.678	99-42	.702



## SHELLY HOERNER (2014-17)

YEAR	OVERALL	PCT.	ACC	PCT.
2014	23-24	.489	11-17	.393
2015	16-34	.320	6-18	.250
2016	22-33	.400	7-16	.304
2017	19-34	.359	8-16	.333
80-125		.390	32-67	.323



## AILEEN MORALES (2018-PRESENT)

YEAR	OVERALL	PCT.	ACC	PCT.
2018	28-26	.519	13-11	.542
2019	31-27	.534	11-13	.458
2020**	12-11	.522	2-1	.667
2021	20-26	.435	11-19	.367
91-90		.503	37-44	.457

- \* ACC Regular Season Champions
- ^ ACC Tournament Champions
- ! NCAA Tournament Participants
- # NCAA Super Regional Appearance

\*\*2020 Season shortened due to COVID-19

# YEAR-BY-YEAR RESULTS

YEAR	OVERALL	ACC	HOME	AWAY	NEUTRAL	NOTES/POSTSEASON
1987	6-27	--	4-10	2-13	0-4	--
1988	12-30	--	6-11	4-14	2-5	--
1989	19-16-1	--	12-8-1	4-4	3-4	--
1990	15-34	--	13-13	0-14	2-7	--
1991	38-12-1	--	21-4-1	8-4	9-4	--
1992	30-22	1-3	16-6	8-6	6-10	4th at ACC Tournament
1993	28-25	1-5	14-7	5-7	9-11	3rd at ACC Tournament
1994	35-23	2-5	10-4	9-5	16-14	4th at ACC Tournament
1995	30-25	3-3	11-7	9-5	10-13	ACC Tournament runner-up
1996	32-20	4-3	12-5	10-8	10-7	5th at ACC Tournament
1997	22-34	2-6	10-11	5-11	7-12	3rd at ACC Tournament
1998	24-32	2-6	12-11	4-14	8-7	5th at ACC Tournament
1999	22-38	0-8	6-17	6-11	10-10	4th at ACC Tournament
2000	25-33	2-6	10-12	7-7	8-14	5th at ACC Tournament
2001	24-29	2-6	11-8	7-9	6-12	5th at ACC Tournament
2002	52-18	6-2	20-2	13-6	19-10	ACC Tournament Title; 1st NCAA trip in school history
2003	38-25	3-4	11-4	14-11	13-10	3rd at ACC Tournament; NCAA Regional
2004	47-19	5-5	15-3	12-10	20-6	ACC Tournament runner-up; NCAA Regional
2005	51-14	11-4	16-2	14-7	21-5	ACC Regular Season and Tournament Titles; NCAA Regional
2006	48-22	12-9	18-7	10-10	20-5	3rd at ACC Tournament; NCAA Regional
2007	54-16	14-6	17-5	17-5	20-6	School record wins; ACC runner-up; NCAA Regional
2008	32-31	9-11	15-5	8-16	9-10	NCAA Regional
2009	46-15	17-3	21-6	13-5	12-4	NCAA Super Regional; ACC Regular Season and Tournament Titles
2010	51-11	19-2	20-3	11-6	20-2	NCAA Regional; ACC Regular Season and Tournament Titles
2011	45-12	18-2	17-3	14-5	14-4	NCAA Regional; ACC Regular Season Title
2012	37-23	12-8	20-5	5-9	12-9	NCAA Regional; ACC Tournament Title
2013	25-30	10-10	13-10	10-11	2-9	Tied 5th at ACC Tournament
2014	23-24	11-17	19-14	4-9	0-1	8th at ACC Tournament
2015	16-34	6-18	7-12	7-15	2-7	9th in ACC Regular Season
2016	22-33	7-16	10-16	6-14	6-3	10th in ACC Regular Season
2017	19-34	8-16	15-16	4-13	0-5	9th in ACC Regular Season
2018	28-26	13-11	14-13	9-9	5-4	6th in ACC Regular Season
2019	31-27	11-13	18-8	9-17	4-2	7th in ACC Regular Season
2020**	12-11	2-1	9-8	2-1	1-2	4th in ACC Regular Season**
2021	20-26	11-19	15-17	4-8	1-1	8th at ACC Tournament
Totals	1059-851-2	224-228	478-293-2	274-319	307-239	

4 ACC Regular Season Titles; 5 ACC Tournament Titles; 11 NCAA Appearances; 1 Super Regional

**ACC REGULAR SEASON TITLES:** 4

**ACC TOURNAMENT TITLES:** 5

**NCAA APPEARANCES:** 11

**NCAA SUPER REGIONALS:** 1

**ACC TOURNAMENT CHAMPIONS:** 2002, 2005, 2009, 2010, 2012

**ACC REGULAR SEASON CHAMPIONS:** 2005, 2009, 2010, 2011

\*\*2020 Season shortened due to COVID-19



# YEAR-BY-YEAR RESULTS

1987			6-27
DATE	OPPONENT	W/L	SCORE
3/3	Samford	L	4-7
3/3	Samford	L	1-2
3/7	Georgia Southern	L	2-7
3/7	Georgia Southern	W	6-4
3/10	Columbus College	L	1-8
3/10	Columbus College	L	3-6
3/12	West Georgia	L	3-5
3/12	West Georgia	L	3-16
3/27	at USC-Spartanburg	W	6-3
3/27	at USC-Spartanburg	L	8-10
4/5	Tennessee Tech	L	1-9
4/5	Tennessee Tech	W	6-1
4/7	at Mercer	W	7-3
4/7	at Mercer	L	1-2
4/10	at West Florida	L	0-5
4/10	Mercer (1)	L	6-7
4/10	Samford (1)	L	7-8
4/10	Mississippi (1)	L	1-3
4/11	Delta State (1)	L	3-16
4/14	at Columbus College	L	2-4
4/14	at Columbus College	L	5-6
4/16	Georgia State	L	0-10
4/16	Georgia State	L	0-11
4/20	at Winthrop	L	3-10
4/20	at Winthrop	L	3-13
4/22	at West Georgia	L	3-8
4/22	at West Georgia	L	2-10
4/28	at Furman	L	0-10
4/28	at Furman	L	3-11
4/30	Mercer	W	2-0
4/30	Mercer	W	3-2
5/1	at Samford	L	1-11
5/1	at Samford	L	9-10

1 - West Florida Invitational, Pensacola, Fla.

1988			12-30
DATE	OPPONENT	W/L	SCORE
3/5	Huntingdon College	L	4-10
3/5	UNC-Wilmington	W	9-5
3/8	at Samford	L	3-4
3/8	at Samford	W	5-2
3/11	Valparaiso	L	0-1
3/12	Greensboro College	W	10-5
3/12	Baptist	L	1-12
3/26	USC-Spartanburg	L	1-7
3/26	USC-Spartanburg	L	0-14
3/27	Winthrop	L	0-6
3/27	Winthrop	L	1-6
3/28	at Georgia Southern	W	5-3
3/28	at Georgia Southern	L	5-10
3/30	at West Georgia	W	4-0
3/30	at West Georgia	L	7-8
4/1	at USC-Spartanburg	L	0-1
4/1	at USC-Spartanburg	L	0-5
4/2	at Winthrop	L	1-5
4/2	at Winthrop	L	1-8
4/5	at Columbus College	L	0-10
4/5	at Columbus College	L	0-4
4/8	at West Florida (1)	L	1-12
4/8	West Georgia (1)	L	5-9
4/8	Jackson State (1)	W	8-4
4/8	St. Leo (1)	L	3-6
4/9	Columbus College (1)	L	3-7
4/12	Samford	L	9-10
4/12	Samford	L	3-9
4/15	Samford (2)	W	8-0
4/15	at Columbus College (2)	L	2-5
4/15	Mercer (2)	L	2-3
4/15	Mercer (2)	L	0-1

4/19	West Georgia^	W	1-0
4/19	West Georgia^	W	1-0
4/20	at Georgia State	L	1-7
4/20	at Georgia State	L	1-8
4/26	Mercer	L	0-3
4/26	Mercer	L	6-12
4/28	at Columbus College	L	1-10
4/28	at Columbus College	W	4-1
4/30	Mercer^	W	1-0
4/30	Mercer^	W	1-0

1 - West Florida Invitational, Pensacola, Fla.  
2 - Columbus Invitational, Columbus, Ga.  
^ - Forfeited Game

1989			19-16-1
DATE	OPPONENT	W/L	SCORE
2/25	Virginia	L	0-9
2/25	Virginia	L	0-4
3/2	Baptist	L	1-2
3/3	Tennessee Tech	L	2-5
3/3	Tennessee Tech	T	2-2
3/4	at UNC-Wilmington	W	2-1
3/4	at UNC-Wilmington	L	5-11
3/8	Valparaiso	L	2-5
3/8	Valparaiso	W	1-0
3/12	George Mason	W	4-2
3/12	George Mason	L	1-2
3/23	Wisconsin Superior (1)	W	11-2
3/23	Missouri Baptist (1)	L	1-6
3/23	Manchester (1)	L	0-6
3/23	Lee (1)	L	1-2
3/24	Kutztown (1)	W	3-2
3/24	Wisconsin-Lacrosse (1)	L	6-7
3/28	Samford	W	4-2
3/28	Samford	W	2-0
3/31	St. Andrews	W	1-0
3/31	St. Andrews	W	1-0
4/1	at Mercer	L	0-3
4/1	at Mercer	L	0-2
4/7	at North Carolina A&T	W	5-0
4/13	Georgia Southern	W	2-0 (10)
4/13	Georgia Southern	L	0-4
4/14	Samford (2)	W	4-3
4/14	at Columbus College (2)	L	3-5
4/18	Georgia State	L	3-4 (9)
4/18	Georgia State	W	6-5
4/20	at Samford^	W	1-0
4/20	at Samford^	W	1-0
4/23	USC-Spartanburg	W	3-2 (8)
4/23	USC-Spartanburg	W	12-0
4/25	Mercer	W	4-0
4/25	Mercer	W	5-1

1 - West Florida Invitational, Pensacola, Fla.  
2 - Columbus Invitational, Columbus, Ga.  
^ - Forfeited Game

1990			15-34
DATE	OPPONENT	W/L	SCORE
2/17	USC-Aiken	W	12-0 (5)
2/17	USC-Aiken	W	13-8
2/18	at Furman	L	0-4
2/18	at Furman	L	3-13 (5)
3/3	Virginia	L	0-2 (10)
3/3	Virginia	L	0-5
3/4	East Carolina	L	1-8
3/4	Lander College	L	0-3
3/4	Lander College	L	2-6
3/5	UNC-Wilmington	W	4-2
3/5	UNC-Wilmington	L	1-2
3/9	Baptist	W	2-0

3/9	Baptist	L	1-3
3/10	Tennessee Tech	W	2-1
3/10	Tennessee Tech	L	0-4
3/11	George Mason	W	4-3 (8)
3/11	George Mason	L	1-4
3/13	Mercer	W	5-4 (11)
3/13	Mercer	W	5-1
3/15	at UNC-Charlotte	L	0-1
3/15	at UNC-Charlotte	L	1-2 (10)
3/16	at Winthrop	L	1-2 (9)
3/16	at Winthrop	L	1-6
3/18	Winthrop	W	2-1
3/18	Winthrop	L	2-5
3/25	Limestone	W	2-1
3/25	Limestone	L	2-7
3/30	Wichita State (3)	L	1-9 (5)
3/30	Florida State (3)	L	0-10 (5)
3/30	Austin Peay (3)	L	1-5
3/31	Southern Miss (3)	L	3-4
3/31	Samford (3)	W	2-1 (8)
3/31	Oklahoma State (3)	L	0-4
4/3	Samford	L	2-3
4/3	Samford	L	0-2
4/15	at Georgia State	L	1-7
4/15	at Georgia State	L	0-1 (9)
4/16	Hiwassee	W	7-0
4/16	Hiwassee	W	2-0
4/17	at Samford	L	4-5 (8)
4/17	at Samford	W	7-6 (10)
4/20	Mercer (2)	W	4-0
4/20	at Columbus (2)	L	2-3 (9)
4/21	Maryville (2)	L	1-2
4/21	Maryville (2)	L	1-2
4/24	at Mercer	L	1-2 (8)
4/24	at Mercer	L	1-3
4/27	at Tennessee Tech	L	4-11
4/27	at Tennessee Tech	L	3-13 (6)

2 - Columbus Invitational, Columbus, Ga.  
3 - Southern Invitational, Birmingham, Ala.

## REGINA THOMASELLI

**Head Coach:** 1991-1998  
**Seasons:** 8  
**Record:** 239-193-1 (.553)

1991			38-12-1
DATE	OPPONENT	W/L	SCORE
2/16	at Samford	W	7-0
2/16	at Samford	W	2-1
2/23	USC-Aiken	W	4-0
2/23	USC-Aiken	W	8-0
2/25	Campbell	W	6-0
2/25	Campbell	W	3-0
2/27	Georgia College	W	6-4
2/27	Georgia College	W	3-1
3/4	UNC-Wilmington	W	3-1
3/4	UNC-Wilmington	W	1-0
3/7	Georgia State	W	2-1 (8)
3/7	Georgia State	W	2-1
3/8	Charleston Southern	W	3-2
3/8	Charleston Southern	L	5-7
3/11	George Mason	W	5-3
3/11	George Mason	W	5-2
3/13	East Carolina	L	0-3
3/13	East Carolina	L	1-2 (8)
3/24	at USC-Aiken	W	4-3
3/24	at USC-Aiken	L	7-9
3/26	at Georgia College	W	7-5
3/26	at Georgia College	W	11-3
4/3	Augusta	W	10-0 (5)

# YEAR-BY-YEAR RESULTS

4/3	Augusta	W	5-2
4/6	Austin Peay (4)	W	6-1
4/6	Georgia College (4)	W	4-0
4/6	at Furman (4)	L	1-7
4/6	East Carolina (4)	W	8-6
4/6	Coastal Carolina (4)	L	3-4 (8)
4/6	UNC-Charlotte (4)	L	4-5
4/7	Winthrop	W	4-2
4/7	Winthrop	L	0-2
4/9	at Mercer	W	2-1
4/12	UNC-Asheville (5)	W	11-1 (6)
4/12	UNC-Wilmington (5)	W	8-0
4/12	at North Carolina (5)	L	1-3
4/13	Mercer (5)	W	2-1
4/13	East Carolina (5)	L	0-5
4/15	at Georgia Southern	L	1-2
4/15	at Georgia Southern	W	8-1
4/19	Mercer (2)	W	5-0
4/19	at Columbus College (2)	W	2-0
4/20	USC-Spartanburg (2)	L	0-2 (9)
4/20	Mercer (2)	W	2-1
4/20	USC-Spartanburg (2)	W	4-0
4/22	Florida A&M	W	9-1
4/22	Florida A&M	W	9-1
4/26	Samford	W	4-1
4/26	Samford	W	7-1
4/27	UNC-Charlotte	W	1-0
4/27	UNC-Charlotte	T	4-4 (8)

2 - Columbus Invitational, Columbus, Ga.  
4 - Furman Spring Fling, Greenville, S.C.  
5 - Tar Heel Invitational, Chapel Hill, N.C.

## 1992 30-22, 1-3 ACC

DATE	OPPONENT	W/L	SCORE
2/22	at South Carolina	L	2-8
2/22	at South Carolina	L	0-1
2/27	Saginaw Valley State	L	0-1
2/27	Saginaw Valley State	W	5-0
2/29	USC-Aiken	W	1-0
2/29	USC-Aiken	W	5-1
3/1	Samford	L	1-4
3/1	Samford	W	6-5 (8)
3/4	at UNC-Charlotte	L	1-4
3/4	at UNC-Charlotte	W	3-1
3/6	Charleston Southern	L	0-2
3/6	Charleston Southern	W	2-0
3/7	Tennessee Tech	W	3-0
3/7	Tennessee Tech	W	2-1
3/9	Valdosta State	W	7-3
3/9	Valdosta State	W	8-7
3/11	Mercer	W	11-1 (6)
3/11	Mercer	W	3-2
3/14	Morehead State	W	5-1
3/14	Morehead State	W	5-2
3/27	Furman (3)	L	0-3
3/27	Winthrop (3)	W	12-2 (5)
3/27	Notre Dame (3)	L	2-6
3/28	Georgia State (3)	W	4-1
3/28	Georgia State (3)	W	7-3
3/28	South Carolina (3)	L	0-8
4/3	North Carolina* (4)	L	0-2
4/3	Coastal Carolina (4)	L	2-3
4/3	East Carolina (4)	W	8-6 (8)
4/4	North Carolina* (4)	L	0-6
4/4	Coastal Carolina (4)	L	0-4
4/8	at Samford	L	2-3 (8)
4/8	at Samford	W	5-4 (8)
4/10	at UNC-Greensboro	W	3-1
4/10	at UNC-Greensboro	W	6-4
4/11	UNC-Wilmington (5)	W	11-1 (6)
4/11	Florida State* (5)	L	0-10 (6)

4/11	at North Carolina* (5)	W	4-3
4/12	Winthrop (5)	W	4-1
4/12	East Carolina (5)	L	1-7
4/17	at Florida State (#6)	L	0-6
4/17	Virginia (#6)	L	3-10
4/22	Furman	W	2-0
4/22	Furman	L	3-4
4/25	at Georgia State	L	2-5
4/25	at Georgia State	W	3-2
4/26	Georgia Southern	W	2-0
4/26	Georgia Southern	W	4-3
4/29	at Mercer	W	3-0
4/29	at Mercer	W	8-1
4/30	Kennesaw State	L	0-3
4/30	Kennesaw State	L	1-5

3 - Southern Invitational, Birmingham, Ala.  
4 - Furman Spring Fling, Greenville, S.C.  
5 - Tar Heel Invitational, Chapel Hill, N.C.  
#6 - ACC Tournament, Tallahassee, Fla.

## 1993 28-25, 1-5 ACC

DATE	OPPONENT	W/L	SCORE
2/18	at Mercer	W	13-0
2/18	at Mercer	W	8-5
2/20	South Carolina	L	0-3
2/20	South Carolina	L	5-6
2/23	at Tennessee Tech	L	0-1
2/23	at Tennessee Tech	W	8-6
2/26	Minnesota (7)	L	1-5
2/26	DePaul (7)	W	4-3
2/27	Samford (7)	L	3-4
2/27	Southwest Louisiana (7)	L	0-9
3/6	Florida State*	L	0-3
3/6	Florida State*	L	0-2
3/7	Florida A&M	W	8-1
3/7	Florida A&M	W	6-3
3/9	Winthrop	W	1-0
3/9	Winthrop	W	2-1
3/10	at Furman	L	0-3
3/10	at Furman	L	2-4
3/20	UNC-Charlotte (8)	W	2-1
3/20	at South Carolina (8)	L	1-2
3/21	UNC-Charlotte (8)	W	7-2
3/21	at South Carolina (8)	L	0-5
3/26	UNC-Charlotte (9)	W	3-2
3/26	South Carolina (9)	L	0-9
3/27	Ohio (9)	W	2-1
3/27	Akron (9)	L	2-4
4/2	Mercer (10)	W	18-2
4/2	UNC-Charlotte (10)	W	5-4
4/3	Georgia State (10)	L	0-7
4/3	North Carolina* (10)	W	3-0
4/3	Drexel (10)	W	3-1
4/6	Mercer	W	5-1
4/6	Mercer	W	4-3
4/9	UNC-Charlotte (5)	W	10-3
4/9	Winthrop (5)	W	7-1
4/11	East Carolina (5)	W	1-0
4/11	North Carolina* (5)	L	1-9
4/11	Coastal Carolina (5)	L	6-8
4/14	Georgia State	W	2-1
4/14	Georgia State	W	2-1
4/16	at Florida State (#6)	L	0-12
4/16	North Carolina (#6)	W	3-2
4/17	at Florida State (#6)	L	0-11
4/20	at Georgia State	L	5-6
4/20	at Georgia State	W	3-2
4/21	at Georgia Southern	W	11-4
4/21	at Georgia Southern	L	3-6
4/23	Samford	W	5-3
4/23	Samford	W	2-1

4/25	Virginia*	L	0-6
4/25	Virginia*	L	1-10
4/27	at Samford	L	0-1
4/27	at Samford	L	2-5

5 - Tar Heel Invitational, Chapel Hill, N.C.  
#6 - ACC Tournament, Tallahassee, Fla.  
7 - Louisiana Classic, Lafayette, La.  
8 - S.C. Round Robin Classic, Columbia, S.C.  
9 - Winthrop Invitational, Rock Hill, S.C.  
10 - Buzz Classic, Marietta, Ga.

## 1994 35-23, 2-5 ACC

DATE	OPPONENT	W/L	SCORE
2/17	at Mercer	W	6-0
2/17	at Mercer	W	8-1
2/19	Eastern Michigan (8)	L	2-9
2/19	at South Carolina (8)	L	5-6
2/20	Eastern Michigan (8)	L	1-7
2/20	at South Carolina (8)	L	0-2
2/24	at Samford	W	3-0
2/24	at Samford	W	3-0
2/27	Virginia*	L	0-2 (8)
2/27	Virginia*	L	0-2
2/28	Louisiana Tech	W	6-2
2/28	Louisiana Tech	L	0-2
3/4	at South Florida	L	0-1
3/4	at South Florida	W	8-1
3/6	at Florida State*	L	1-6
3/6	at Florida State*	L	1-2
3/8	at UNC-Charlotte	W	13-5
3/8	at UNC-Charlotte	W	9-3
3/10	Furman	W	5-0
3/10	Furman	L	1-2
3/20	North Carolina*	W	9-6
3/20	North Carolina*	W	9-1 (5)
3/23	Northeast Illinois	W	8-0 (5)
3/23	Northeast Illinois	W	8-0 (5)
3/25	Coastal Carolina (9)	W	2-1
3/25	St. Francis (9)	W	11-0
3/26	Marshall (9)	W	9-0 (5)
3/26	College of Charleston (9)	W	13-1 (5)
4/1	Radford (10)	W	19-1 (5)
4/1	Wagner (10)	W	13-0 (5)
4/1	St. Francis (10)	W	13-4 (5)
4/2	Troy State (10)	L	3-4
4/2	Tennessee State (10)	W	4-2
4/2	Nicholls State (10)	L	1-6
4/4	Canisius	W	8-0 (6)
4/4	Canisius	L	1-4
4/7	at Winthrop	W	10-2 (5)
4/7	at Winthrop	W	10-0 (5)
4/8	East Carolina (5)	W	3-0
4/8	UNC-Charlotte (5)	W	11-3 (6)
4/9	UNC-Wilmington (5)	W	9-1
4/9	Florida State* (5)	L	0-11 (6)
4/9	Coastal Carolina (5)	L	3-6
4/12	Georgia State	W	15-2
4/12	Georgia State	W	5-0
4/15	South Carolina (11)	L	0-8 (5)
4/16	Tennessee Tech (11)	L	1-2
4/16	South Florida (11)	L	0-2
4/16	Winthrop (11)	W	4-1
4/17	Centenary (11)	L	1-2
4/19	Samford	L	0-2
4/19	Samford	W	11-3 (6)
4/22	at Florida State (#6)	L	1-2
4/22	North Carolina (#6)	L	0-4
4/25	Mercer	W	6-0
4/25	Mercer	W	6-4
4/30	Georgia Southern	W	8-0 (5)
4/30	Georgia Southern	W	4-2

HISTORY

# YEAR-BY-YEAR RESULTS

- 5 - Tar Heel Invitational, Chapel Hill, N.C.
- #6 - ACC Tournament, Tallahassee, Fla.
- 8 - C.C. Round Robin Classic, Columbia, S.C.
- 9 - Winthrop Invitational, Rock Hill, S.C.
- 10 - Buzz Classic, Marietta, Ga.
- 11 - at Chattanooga, Tenn.

## 1995 30-25, 3-3 ACC

DATE	OPPONENT	W/L	SCORE
2/21	at Samford	L	0-1
2/21	at Samford	W	8-0 (6)
2/23	at Mercer	W	4-0
2/23	at Mercer	W	11-2
2/25	#12 Florida State*	L	4-9
2/25	#12 Florida State*	L	1-10
2/26	#11 South Carolina	L	0-7
2/26	#11 South Carolina	L	5-11
3/1	UNC-Charlotte	W	5-2
3/1	UNC-Charlotte	W	11-3 (5)
3/4	Middle Tennessee State (12)	L	3-4
3/4	Troy State (12)	L	1-3
3/18	Winthrop	L	2-5
3/18	Winthrop	W	5-0
3/21	at North Carolina*	W	3-2
3/21	at North Carolina*	W	8-0
3/22	at Virginia*	W	9-3
3/22	at Virginia*	L	1-2
3/24	UNC-Greensboro (9)	L	4-5 (8)
3/24	Georgia Southern (9)	W	4-3 (8)
3/25	Akron (9)	L	3-7
3/25	UNC-Charlotte (9)	W	11-1 (5)
3/25	Eastern Kentucky (9)	L	0-1
3/29	Toledo	W	3-2
3/29	Toledo	W	8-4
3/30	Maryland	W	4-2
3/30	Maryland	W	8-1
3/31	UNC-Wilmington (10)	W	6-1
3/31	Maine (10)	W	8-0 (5)
3/31	Georgia Southern (10)	W	2-1
4/1	Bradley (10)	L	0-3
4/1	Troy State (10)	W	3-2
4/1	#17 Nicholls State (10)	L	0-7
4/3	Mercer	W	5-0
4/3	Mercer	W	8-2
4/5	at Georgia State	L	2-6
4/5	at Georgia State	L	2-5
4/8	Samford	W	10-2
4/8	Samford	W	7-2
4/9	South Florida	L	1-2
4/9	South Florida	L	0-1
4/11	at Georgia Southern	W	5-1
4/11	at Georgia Southern	W	5-3
4/14	SEMO (13)	L	1-2
4/14	Samford (13)	W	10-2
4/14	#6 Southwest Louisiana (13)	L	0-1
4/15	Furman (13)	L	5-7 (11)
4/15	George Mason (13)	W	8-1
4/15	#20 Illinois-Chicago (13)	L	2-7
4/21	Virginia (#6)	W	3-1
4/21	at #10 Florida State (#6)	L	1-2
4/22	Virginia (#6)	W	7-4
4/22	at #10 Florida State (#6)	L	2-5
4/25	at Chattanooga	L	2-3
4/25	at Chattanooga	W	5-1

- #6 - ACC Tournament, Tallahassee, Fla.
- 9 - Winthrop Invitational, Rock Hill, S.C.
- 10 - Buzz Classic, Marietta, Ga.
- 12 - Georgia State Tournament, Atlanta, Ga.
- 13 - UTC Invite, Chattanooga, Tenn.

## 1996 32-20, 4-3 ACC

DATE	OPPONENT	W/L	SCORE
2/17	at Samford	L	0-2
2/17	at Samford	W	12-0 (5)
2/24	at #8 South Carolina	L	0-1
2/24	at #8 South Carolina	L	0-10 (5)
2/25	at UNC-Charlotte	W	8-0 (5)
2/25	at UNC-Charlotte	W	12-3
2/26	at Winthrop	W	3-2
2/26	at Winthrop	L	1-2
2/28	Samford	W	5-2
2/28	Samford	W	4-3
3/1	George Mason (14)	W	11-3
3/1	Eastern Michigan (14)	L	1-3
3/2	Radford (14)	W	5-2
3/3	Towson State (14)	W	6-0
3/3	Wisconsin (14)	L	1-2
3/5	Valparaiso	W	14-4 (5)
3/5	Valparaiso	W	3-2
3/7	Mercer	W	10-0 (5)
3/7	Mercer	W	4-2
3/16	Virginia*	W	5-2
3/16	Virginia*	W	5-4
3/19	at South Florida	L	0-1
3/19	at South Florida	L	1-3
3/20	at Bethune-Cookman	W	8-0
3/20	at Bethune-Cookman	W	5-1
3/21	at Stetson	W	5-0
3/21	at Stetson	L	0-5
3/23	at #14 Florida State*	L	0-2
3/23	at #14 Florida State*	W	3-1
3/28	Maryland*	L	0-2
3/28	Maryland*	W	1-0
3/29	North Carolina (10)	L	1-5
3/29	UT-Martin (10)	L	0-1 (9)
3/29	Wichita State (10)	W	9-0 (5)
3/30	Drexel (10)	W	4-3
4/5	Samford (15)	W	13-0 (4)
4/5	Nicholls State (15)	W	5-4 (10)
4/6	Florida Atlantic (15)	W	3-1
4/6	Tennessee (15)	W	5-4
4/6	Troy State (15)	W	2-1
4/7	Tennessee (15)	L	0-5
4/9	Georgia State	L	2-3
4/9	Georgia State	W	3-1
4/10	Furman	L	2-4
4/10	Furman	L	6-7
4/12	at Mercer	W	5-3
4/12	at Mercer	W	5-0
4/19	#17 Florida State (#16)	L	4-5
4/19	Virginia (#16)	L	2-3
4/23	Georgia Southern	W	9-1
4/23	Georgia Southern	W	5-4
4/25	North Carolina*	L	1-16 (6)

- 10 - Buzz Classic, Marietta, Ga.
- 14 - East Carolina Tournament, Greenville, N.C.
- 15 - Samford Spring Invitational, Birmingham, Ala.
- #16 - ACC Tournament, Raleigh, N.C.

## 1997 22-34, 2-6 ACC

DATE	OPPONENT	W/L	SCORE
2/16	at Samford	W	7-6 (8)
2/16	at Samford	W	14-1 (5)
2/21	Ohio (17)	L	2-3
2/21	Illinois-Chicago (17)	L	2-11 (5)
2/22	UNC-Greensboro (17)	W	7-1 (6)
2/22	Marshall (17)	W	1-0
2/23	East Carolina (17)	L	4-6
3/1	Georgia Southern (12)	L	4-6 (8)
3/1	Indiana State (12)	L	0-16 (5)
3/2	Georgia (12)	L	2-8

3/2	Tennessee Tech (12)	L	1-7
3/4	Samford	W	15-7
3/4	Samford	W	9-6
3/6	at UNC-Charlotte	L	2-5
3/6	at UNC-Charlotte	L	3-4
3/8	North Carolina*	W	5-3
3/8	North Carolina*	W	9-2
3/10	Southern Illinois	L	2-3 (8)
3/10	Southern Illinois	W	5-2
3/12	Winthrop	W	9-3
3/12	Winthrop	W	5-0
3/13	Radford	W	8-7
3/15	at Georgia Southern	L	1-2
3/15	at Georgia Southern	W	5-1
3/23	#18 Florida State*	L	1-5
3/23	#18 Florida State*	L	5-8
3/24	#14 Minnesota	L	1-5
3/25	#22 Utah	L	1-4
3/25	#22 Utah	W	6-4
3/27	Evansville	W	3-2 (9)
3/27	Evansville	L	5-8
3/28	Youngstown State (10)	W	9-2
3/28	Middle Tennessee State (10)	L	0-1 (8)
3/29	Auburn (10)	W	4-0
3/29	Canisius (10)	W	5-4
3/29	Southwest Louisiana (10)	L	1-9 (6)
4/1	at Furman	W	4-3
4/1	at Furman	L	2-5
4/3	#3 South Carolina	L	0-3
4/3	#3 South Carolina	L	2-10 (5)
4/5	at Georgia State	L	3-4
4/5	at Georgia State	W	6-3
4/6	#14 South Florida	L	0-7
4/6	#14 South Florida	L	1-6
4/8	at Mercer	L	1-2
4/8	at Mercer	L	4-7
4/11	at Virginia*	L	0-4
4/11	at Virginia*	L	2-3 (8)
4/13	at Maryland*	L	1-2
4/13	at Maryland*	L	0-3
4/17	North Carolina (#18)	L	7-8
4/18	Virginia (#18)	W	7-2
4/19	North Carolina (#18)	W	3-2 (8)
4/19	Maryland (#18)	L	0-9 (6)
4/26	Louisiana Tech (19)	L	6-8
4/26	Mississippi (19)	L	1-3

- 10 - Buzz Classic, Marietta, Ga.
- 12 - Georgia State Tournament, Atlanta, Ga.
- 17 - Triangle Tournament, Raleigh, N.C.
- #18 - ACC Tournament, Marietta, Ga.
- 19 - Ole Miss Rebel Classic, Oxford, Miss.

## 1998 24-32, 2-6 ACC

DATE	OPPONENT	W/L	SCORE
2/15	Georgia Southern	L	4-5
2/15	Georgia Southern	W	9-8
2/18	Samford	L	2-3
2/18	Samford	W	6-1
2/20	Illinois-Chicago (5)	L	1-4
2/20	Campbell (5)	L	1-3
2/21	Kentucky (5)	W	6-2
2/21	Radford (5)	W	10-1 (5)
2/25	Mercer	W	6-5
2/25	Mercer	W	6-3
2/27	Mississippi	W	8-3
2/27	Mississippi	L	0-1
2/28	Mississippi (12)	L	2-4
2/28	Tennessee Tech (12)	L	0-2
3/1	St. Louis (12)	W	16-0 (5)
3/1	Northwestern State (12)	W	8-7
3/1	Virginia Tech (12)	W	2-1

HISTORY

# YEAR-BY-YEAR RESULTS

3/7	at North Carolina*	L	0-5
3/7	at North Carolina*	L	0-6
3/9	Southern Illinois	L	2-6
3/10	Georgia State	W	2-1
3/11	South Carolina	L	0-8 (5)
3/11	South Carolina	L	3-6
3/23	Maryland*	L	5-7
3/24	Maryland*	L	0-5
3/25	Utah	L	0-8 (6)
3/25	Utah	L	4-8
3/26	Wright State	W	5-3
3/27	UNC-Charlotte (10)	W	7-1
3/27	Nicholls State (10)	W	2-1
3/28	Florida Atlantic (10)	L	2-4 (8)
3/28	Drake (10)	W	5-3
3/28	Florida Atlantic (10)	L	0-2
3/29	Georgia Southern (10)	W	2-0
4/1	UNC-Charlotte	L	1-4
4/1	UNC-Charlotte	L	1-5
4/3	#6 at South Florida	L	0-1 (9)
4/3	#6 at South Florida	L	1-2 (10)
4/5	#15 at Florida State*	L	2-3
4/5	#15 at Florida State*	L	1-4
4/8	Georgia Southern	L	1-13 (5)
4/8	Georgia Southern	W	4-1
4/9	at Samford	W	2-1 (9)
4/9	at Samford	L	4-5
4/11	Virginia*	W	5-3
4/11	Virginia*	W	2-0
4/15	Furman	W	3-0
4/15	Furman	W	4-3
4/16	at Troy State	W	1-0
4/16	at Troy State	L	3-4 (5)
4/20	at Alabama	L	1-7
4/20	at Alabama	L	2-10 (6)
4/21	Georgia	L	0-2
4/23	Virginia (#6)	L	1-3
4/24	Maryland (#6)	L	0-4
4/28	Georgia State	W	6-3

5 - Tar Heel Invitational, Chapel Hill, N.C.

#6 - ACC Tournament, Tallahassee, Fla.

10 - Buzz Classic, Marietta, Ga.

12 - Georgia State Tournament, Atlanta, Ga.

## KATE MADDEN

**Head Coach:** 1999-2003

**Seasons:** 5

**Record:** 161-143 (.530)

1999		22-38, 0-8 ACC	
DATE	OPPONENT	W/L	SCORE
2/10	at Georgia Southern	L	2-4
2/10	at Georgia Southern	W	3-2
2/14	at Furman	L	0-1
2/14	at Furman	W	8-1
2/17	Virginia Tech	W	5-4
2/17	Virginia Tech	L	2-3
2/19	#6 South Florida (20)	L	2-10 (6)
2/19	Notre Dame (20)	L	4-6
2/20	Kansas (20)	W	4-2
2/20	Tennessee (20)	L	8-13
2/21	Miami (Ohio) (14)	W	5-3
2/26	Delaware State (14)	W	26-1 (5)
2/26	East Carolina (14)	W	2-0
2/27	Ohio (14)	W	5-3 (8)
2/27	Towson (14)	W	3-1
2/28	East Carolina (14)	L	2-3
3/3	at Mercer	W	10-3
3/3	at Mercer	W	10-4

3/6	Virginia Tech (12)	L	6-10
3/7	Fordham (12)	W	12-2 (5)
3/7	Evansville (12)	L	1-4 (5)
3/7	Troy State (12)	L	0-4
3/10	#22 Southern Mississippi	L	1-8
3/10	#22 Southern Mississippi	L	6-12
3/11	Pittsburgh	W	3-1
3/11	Pittsburgh	L	4-6
3/13	Pittsburgh (21)	L	2-3 (8)
3/13	Elon (21)	W	4-3 (8)
3/23	at Samford	L	1-4
3/23	at Samford	L	2-3
3/24	Northwestern	L	2-5
3/26	Rhode Island (10)	W	7-1
3/26	Niagara (10)	W	10-3
3/27	#17 Southern Mississippi (10)	L	0-7
3/27	Mercer (10)	W	12-2 (5)
3/28	Canisius (10)	L	1-2 (8)
4/3	Florida State*	L	0-7
4/3	Florida State*	L	5-8
4/7	Georgia Southern	W	5-3
4/7	Georgia Southern	W	6-5
4/9	at Maryland*	L	1-2 (10)
4/10	at Maryland*	L	0-8 (5)
4/11	at Virginia*	L	0-2
4/11	at Virginia*	L	4-6
4/13	Samford	W	6-4
4/13	Samford	L	4-7 (8)
4/14	at Georgia	L	2-3 (8)
4/18	Troy State	L	2-5
4/18	Troy State	L	0-4
4/21	Mississippi State	L	0-5
4/24	North Carolina*	L	2-4
4/25	North Carolina*	L	5-7
4/28	Georgia	L	0-10 (5)
5/1	at UNC-Charlotte	L	0-1
5/2	at UNC-Charlotte	W	5-1
5/9	South Florida	L	4-8
5/9	South Florida	L	2-3
5/14	Virginia (#6)	L	0-4
5/15	North Carolina (#6)	W	6-2
5/15	#21 Maryland (#6)	L	0-7

#6 - ACC Tournament, Tallahassee, Fla.

10 - Buzz Classic, Marietta, Ga.

12 - Georgia State Tournament, Atlanta, Ga.

14 - East Carolina Tournament, Greenville, N.C.

20 - South Florida Tournament, Tampa, Fla.

21 - Georgia Tech Round Robin, Atlanta, Ga.

2000		25-33, 2-6 ACC	
DATE	OPPONENT	W/L	SCORE
2/12	at Georgia Southern	W	7-1 (9)
2/12	at Georgia Southern	W	10-8
2/15	at Auburn	L	1-3
2/18	Elon (17)	W	6-3
2/18	Wright State (17)	W	3-2
2/19	Minnesota (17)	L	0-2
2/19	Eastern Kentucky (17)	W	11-1 (5)
2/20	Akron (17)	W	6-1
2/20	#18 Illinois-Chicago (17)	W	2-1
2/23	Furman	L	0-6
2/23	Furman	W	7-1
2/25	Drake (22)	L	3-8
2/25	#16 Alabama (22)	L	3-9
2/26	#20 DePaul (22)	L	0-4
2/26	#2 Arizona (22)	L	0-12 (5)
2/26	Drake (22)	L	2-5
3/2	Georgia	L	1-7
3/2	Georgia	W	6-5
3/4	Radford	W	16-1 (5)
3/4	Radford	W	20-3 (5)

3/9	at St. Mary's College	L	1-7
3/10	Wisconsin (23)	L	4-6
3/10	San Jose State (23)	L	3-5
3/10	UC Santa Barbara (23)	L	2-6
3/11	Central Michigan (23)	L	2-3
3/11	Santa Clara (23)	W	4-0
3/11	Wisconsin (23)	L	0-8
3/15	Indiana	W	10-3
3/15	Indiana	L	5-7
3/18	at Samford	W	6-4
3/18	at Samford	W	4-2 (8)
3/21	Maryland*	L	3-7
3/21	Maryland*	L	5-9
3/22	Connecticut	L	0-5
3/24	Marshall (10)	W	4-2
3/24	College of Charleston (10)	L	1-2
3/25	Florida A&M (10)	L	2-4
3/25	Tennessee Tech (10)	W	5-4 (8)
3/28	Southwest Missouri State	W	6-2
3/29	Brown	L	3-5
4/1	at Florida State*	W	2-1
4/1	at Florida State*	W	8-2
4/5	Georgia Southern	W	2-1
4/5	Georgia Southern	W	4-0
4/8	#24 East Carolina	L	0-11 (5)
4/9	#24 East Carolina	W	3-2
4/11	Auburn	W	4-3 (8)
4/13	at Troy State	W	2-0
4/14	at Troy State	L	4-5
4/15	Virginia*	L	2-4
4/15	Virginia*	L	1-4
4/19	at #21 Mississippi State	L	2-3
4/22	at North Carolina*	L	0-2
4/23	at North Carolina*	L	1-6
4/25	Georgia State	L	1-3
4/25	Georgia State	L	0-2
4/29	Virginia (#6)	L	6-7 (9)
4/30	Maryland (#6)	L	1-2

#6 - ACC Tournament, Tallahassee, Fla.

10 - Buzz Classic, Marietta, Ga.

17 - Triangle Tournament, Raleigh, N.C.

22 - Bama Bash, Tuscaloosa, Ala.

23 - National Invitational Tournament, San Jose, Calif.

2001		24-29, 2-6 ACC	
DATE	OPPONENT	W/L	SCORE
2/10	at Georgia Southern	L	1-9 (5)
2/10	at Georgia Southern	W	2-1
2/13	at Furman	W	3-1
2/13	at Furman	W	2-1 (6)
2/17	Louisiana-Monroe (24)	W	3-2
2/17	Arkansas (24)	L	2-3
2/18	Southeast Louisiana (24)	L	1-3
2/18	Drake (24)	L	1-2 (9)
2/21	at Georgia State	W	9-0 (5)
2/21	at Georgia State	W	3-1
2/24	Troy State	L	1-2
2/24	Troy State	L	0-4
3/2	Campbell (12)	W	12-2 (5)
3/2	Georgia State (12)	W	10-7
3/2	Eastern Michigan (12)	W	3-0
3/6	Eastern Michigan	W	8-0 (6)
3/6	Eastern Michigan	W	3-2
3/8	Boston University (25)	L	0-1 (8)
3/8	South Florida (25)	L	1-3 (8)
3/9	Penn State (25)	L	8-9 (8)
3/9	Tennessee Tech (25)	W	4-2
3/10	#6 Stanford (25)	L	0-9 (6)
3/17	Samford	W	3-0
3/17	Samford	W	2-0
3/21	Arkansas	W	4-0

# YEAR-BY-YEAR RESULTS

3/23	UT-Martin (10)	W	3-0
3/23	Illinois-Chicago (10)	L	3-4 (8)
3/24	Stetson (10)	L	1-2 (8)
3/24	Coastal Carolina (10)	L	3-7
3/27	Harvard	W	3-2 (9)
3/27	Harvard	W	4-1
3/31	#16 Florida State*	L	0-7
3/31	#16 Florida State*	W	2-1 (8)
4/4	Georgia Southern	L	2-4
4/4	Georgia Southern	W	2-1 (10)
4/8	Morris Brown^	W	7-0
4/8	Morris Brown^	W	7-0
4/11	at Georgia	L	4-5
4/11	at Georgia	L	2-3
4/14	at Virginia*	L	1-2
4/14	at Virginia*	L	0-1 (8)
4/15	at Maryland*	L	0-2
4/15	at Maryland*	W	4-3
4/17	at Chattanooga	L	1-3
4/17	at Chattanooga	L	1-2
4/19	Mississippi State	L	2-3
4/19	Mississippi State	L	1-4 (10)
4/21	North Carolina *	L	0-2
4/22	North Carolina *	L	3-5
5/6	at East Carolina	L	0-8 (5)
5/6	at East Carolina	W	3-1
5/11	Maryland (#16)	L	0-1
5/12	Virginia (#16)	L	2-3

^ - Forfeited Game  
10 - Buzz Classic, Marietta, Ga.  
12 - Georgia State Tournament, Atlanta, Ga.  
#16 - ACC Tournament, Raleigh, N.C.  
24 - Mardi Gras Classic, Monroe, La.  
25 - Speedline Invitational, Tampa, Fla.

## ACC TOURNAMENT CHAMPS

### NCAA REGIONALS

2002	52-18, 6-2 ACC		
DATE	OPPONENT	W/L	SCORE
2/10	Gardner-Webb	W	5-1
2/10	Gardner-Webb	W	9-0 (5)
2/13	Furman	L	0-3
2/13	Furman	W	6-1
2/16	at Georgia Southern	W	1-0 (9)
2/16	at Georgia Southern	W	6-0
2/20	Georgia State	W	5-3
2/20	Georgia State	W	5-2
2/22	Rutgers (26)	W	6-1
2/22	at #21 Florida Atlantic (26)	L	0-1
2/23	Southern Illinois (26)	L	0-1
2/23	FIU (26)	L	1-2
2/24	Rutgers (26)	W	2-1 (9)
2/26	Jacksonville State	W	3-2
2/26	Jacksonville State	W	4-3
3/2	McNeese State (27)	W	2-1 (9)
3/2	Long Island (27)	W	3-2
3/6	at St. Mary's College	W	5-1
3/6	at St. Mary's College	W	3-0
3/8	#17 Iowa (28)	W	2-1
3/8	Syracuse (28)	W	6-4
3/8	Long Beach State (28)	W	4-2
3/9	#7 Arizona State (28)	L	4-5
3/9	Virginia (28)	L	4-6 (10)
3/13	at Troy State	W	7-3
3/13	at Troy State	L	0-7 (6)
3/17	Princeton	W	5-4
3/17	Princeton	W	7-0
3/19	at Auburn	L	1-9 (6)
3/19	at Auburn	W	2-1
3/22	Tennessee Tech (10)	W	8-2
3/22	Harvard (10)	W	5-2

3/23	Illinois (10)	W	3-0
3/23	Charleston Southern (10)	W	6-2
3/24	Maryland (10)	W	2-1 (8)
3/24	#25 Ohio State (10)	L	0-7
3/27	Maryland*	W	3-0
3/27	Maryland*	W	4-0
3/31	Virginia*	W	5-1
3/31	Virginia*	W	3-1
4/3	Georgia Southern	W	7-3
4/3	Georgia Southern	W	4-0
4/5	at North Carolina*	W	1-0
4/5	at North Carolina*	W	5-4
4/6	Maryland (5)	W	5-1
4/6	North Carolina (5)	W	8-5
4/7	Virginia (5)	L	0-1
4/7	Virginia (5)	L	5-10
4/10	Chattanooga	W	5-1
4/10	Chattanooga	W	2-0
4/13	at #21 Florida State*	L	3-7
4/13	at #21 Florida State*	L	2-4
4/18	at Mississippi State	L	4-7
4/18	at Mississippi State	L	0-3
4/20	at Jacksonville State	W	4-2
4/20	at Jacksonville State	W	8-3 (8)
4/24	at Samford	W	7-1
4/24	at Samford	W	6-0
4/26	Mercer	W	10-2 (6)
4/26	Mercer	W	4-0
4/28	#25 Georgia	L	0-1
4/28	#25 Georgia	W	2-1
5/10	Maryland (#6)	W	1-0 (9)
5/11	at #21 Florida State (#6)	W	2-0
5/12	North Carolina (#6)	W	6-2
5/16	Alabama (#6)	W	3-1 (10)
5/17	#21 Florida State (#6)	W	2-0
5/18	Chattanooga (#6)	W	3-0
5/19	#21 Florida State (#6)	L	2-3 (9)
5/19	#21 Florida State (#6)	L	1-6

5 - Tar Heel Invitational, Chapel Hill, N.C.  
#6 - ACC Tournament, Tallahassee, Fla.  
!6 - NCAA Tournament, Tallahassee, Fla.  
10 - Buzz Classic, Marietta, Ga.  
26 - FAU Worth Invitational, Boca Raton, Fla.  
27 - LSU Purple & Gold Challenge, Baton Rouge, La.  
28 - National Invitational Tournament, Pleasanton, Calif.

### NCAA REGIONALS

2003	38-25, 3-4 ACC		
DATE	OPPONENT	W/L	SCORE
2/8	Boston College (29)	W	7-4
2/8	at #20 South Carolina (29)	L	0-8 (5)
2/9	UNC-Greensboro (29)	L	0-1
2/9	Boston College (29)	W	2-1 (8)
2/11	at Chattanooga	W	2-0
2/11	at Chattanooga	L	0-2
2/16	Georgia Southern	W	7-2
2/18	at Furman	W	4-0
2/18	at Furman	W	1-0
2/21	Illinois (30)	L	2-3 (8)
2/21	Oakland (30)	L	0-1
2/22	at Florida (30)	L	2-9
2/23	Oakland (30)	W	3-2 (9)
2/25	Troy State	W	6-5 (9)
2/25	Troy State	W	5-0
3/1	Bradley (31)	W	8-0 (5)
3/1	Manhattan (30)	W	7-0
3/2	at Georgia State (30)	L	2-3
3/2	at Georgia State (30)	W	11-2 (5)
3/6	at St. Mary's College	L	3-6
3/7	#23 Oregon (32)	L	1-2
3/7	UMKC (32)	W	3-0

3/8	#8 California (32)	L	0-1
3/8	#17 Oregon State (32)	L	1-4
3/9	Virginia Tech (32)	W	6-0
3/12	at Georgia State	W	5-1
3/12	at Georgia State	W	7-3
3/16	Princeton	W	8-1
3/16	Princeton	W	4-0
3/18	Arkansas	W	3-2
3/18	Arkansas	L	2-3
3/22	Lipscomb (10)	W	3-2
3/22	Radford (10)	W	5-3
3/22	Maryland (10)	W	1-0 (9)
3/23	Troy State (10)	L	2-3 (8)
3/26	Harvard	W	5-2
3/26	Harvard	W	3-2 (8)
3/30	at Mercer	W	14-0
3/30	at Mercer	W	10-1
4/2	at #8 Georgia	L	0-6
4/2	at #8 Georgia	L	0-1
4/5	at Virginia*	L	1-6
4/5	at Virginia*	W	2-0
4/6	at Maryland*	W	5-1
4/6	at Maryland*	W	1-0 (10)
4/14	Mississippi State	W	9-1 (5)
4/14	Mississippi State	W	5-3
4/17	North Carolina*	L	1-3
4/21	at Georgia Southern	W	4-2
4/21	at Georgia Southern	W	6-1
4/23	at Auburn	L	0-2
4/26	at #17 Alabama	L	2-3
4/26	at #17 Alabama	W	2-1
5/2	Auburn	W	2-0
5/4	#12 Florida State*	L	0-4
5/4	#12 Florida State*	L	0-6
5/9	North Carolina (#6)	W	3-1
5/10	at #10 Florida State (#6)	L	3-5
5/10	Virginia (#6)	L	3-4
5/15	Illinois (!33)	L	3-5
5/15	Southern (!33)	W	9-0 (5)
5/16	#17 Stanford (!33)	W	2-1 (9)
5/16	Massachusetts (!33)	L	0-2

#6 - ACC Tournament, Tallahassee, Fla.  
10 - Buzz Classic, Marietta, Ga.  
29 - Gamecock Invitational, Columbia, S.C.  
30 - Cox Communications Classic, Gainesville, Fla.  
31 - Georgia State Invitational, Decatur, Ga.  
32 - National Invitational Tournament, Sunnysvale, Calif.  
!33 - NCAA Tournament, Tuscaloosa, Ala.

## EHREN EARLEYWINE

**Head Coach:** 2004-06  
**Seasons:** 3  
**Record:** 146-55 (.726)

### NCAA REGIONALS

2004	47-19, 5-5 ACC		
DATE	OPPONENT	W/L	SCORE
2/7	Gardner-Webb (24)	W	3-2
2/7	at Louisiana-Monroe (24)	W	9-0 (5)
2/8	Kentucky (24)	L	3-5
2/8	#9 La-Lafayette (24)	W	4-1
2/17	Furman	W	8-0 (6)
2/17	Furman	W	2-0
2/21	at Georgia State (34)	W	6-0
2/21	Eastern Kentucky (34)	W	2-0
2/22	Tennessee State (34)	W	4-0
2/22	at Georgia State (34)	W	8-0 (5)
2/24	at Gardner-Webb	W	4-2
2/24	at Gardner-Webb	W	6-3

# YEAR-BY-YEAR RESULTS

2/27	Virginia Tech (35)	W	6-5
2/27	#14 Nebraska (35)	W	1-0
2/28	#7 Michigan (35)	L	1-3
2/28	DePaul (35)	W	5-1
2/29	#16 Fresno State (35)	W	8-0 (6)
2/29	Notre Dame (35)	L	1-2
3/3	Georgia Southern	L	1-3
3/3	Georgia Southern	W	6-0
3/5	UTEP (36)	W	7-0
3/6	at #2 Arizona (36)	L	0-2
3/6	Northern Iowa (36)	W	7-0
3/7	Indiana (36)	W	7-0
3/11	Saint Joseph's	W	9-1 (5)
3/11	Saint Joseph's	W	6-0
3/17	Ball State	W	2-1
3/17	Ball State	W	6-0
3/19	Austin Peay (10)	W	3-1
3/19	Ohio (10)	W	7-3
3/20	Nicholls State (10)	L	1-2
3/20	Western Kentucky (10)	W	13-0 (5)
3/20	Iowa State (10)	W	11-0 (5)
3/21	Connecticut (10)	L	4-5
3/23	Ohio	W	11-3 (6)
3/23	Ohio	W	6-0
3/29	at Troy State	W	4-0
3/29	at Troy State	W	10-0
3/31	#5 Georgia	L	1-3
4/3	at #4 Florida State*	L	0-4
4/3	at #4 Florida State*	L	1-2
4/7	Georgia State	W	3-0
4/7	Georgia State	W	8-0 (6)
4/10	Virginia*	L	0-2
4/10	Virginia*	W	2-0
4/13	#13 Alabama	W	1-0
4/17	at NC State*	W	2-0
4/17	at NC State*	L	0-2
4/18	at North Carolina*	W	2-1
4/18	at North Carolina*	L	2-3
4/21	at Georgia Southern	W	1-0
4/21	at Georgia Southern	W	1-0
5/2	Maryland*	W	10-2 (6)
5/2	Maryland*	W	1-0
5/8	at Mississippi State	L	2-10 (6)
5/8	at Mississippi State	L	0-1
5/14	NC State (#6)	W	2-1
5/14	at #4 Florida State (#6)	L	2-3
5/15	Virginia (#6)	W	4-1
5/15	Maryland (#6)	W	6-4
5/15	North Carolina (#6)	W	4-0
5/16	at #4 Florida State (#6)	L	1-3
5/20	Massachusetts (!37)	W	1-0
5/21	at #10 Georgia (!37)	W	3-2
5/22	#8 Washington (!37)	L	0-2
5/22	at #11 Georgia (!37)	L	1-9 (6)

#6 - ACC Tournament, Tallahassee, Fla.  
 10 - Buzz Classic, Marietta, Ga.  
 24 - Mardi Gras Classic, Monroe, La.  
 34 - Lady Panther Invite, Panthersville, Ga.  
 35 - NFCA Leadoff Classic, Columbus, Ga.  
 36 - Hillenbrand Invitational, Tucson, Ariz.  
 !37 - NCAA Tournament, Athens, Ga.

## ACC REGULAR SEASON CHAMPIONS

## ACC TOURNAMENT CHAMPIONS

## NCAA REGIONALS

2005	51-14, 11-4 ACC		
DATE	OPPONENT	W/L	SCORE
2/5	Chattanooga	W	6-0
2/5	Chattanooga	W	8-0 (5)
2/9	at Georgia Southern	W	6-1
2/11	Boston College (26)	W	6-2

2/11	Northwestern (26)	W	3-0
2/12	Bethune-Cookman (26)	W	4-0
2/12	at Florida Atlantic (26)	W	10-4
2/13	Bethune-Cookman (26)	W	2-1 (8)
2/16	at Furman	W	10-0
2/19	Eastern Kentucky (34)	W	7-0
2/19	Evansville (34)	W	6-5
2/20	at Georgia State (34)	W	3-1
2/20	Evansville (34)	W	1-0
2/25	#8 Michigan (35)	L	1-3
2/25	Southern Illinois (35)	L	1-5
2/26	South Carolina (35)	L	0-2 (10)
2/26	#17 Nebraska (35)	L	1-9 (5)
3/2	at UAB	W	3-0
3/4	Winthrop (10)	W	2-0
3/4	Purdue (10)	W	2-1
3/5	Saint Louis (10)	W	10-0 (5)
3/5	Mercer (10)	W	8-0 (6)
3/6	Florida A&M (10)	W	11-3 (5)
3/6	Ohio State (10)	L	3-5
3/9	Boston University (38)	W	12-0 (5)
3/9	Oakland (38)	W	7-4
3/12	North Carolina*	W	12-2 (5)
3/12	North Carolina*	L	4-6 (8)
3/13	North Carolina*	W	4-0
3/18	Charleston Southern (39)	W	14-2 (6)
3/18	Kent State (39)	W	5-0
3/19	Northern Illinois (39)	W	4-3
3/19	at UCF (39)	L	0-1
3/20	Northern Illinois (39)	W	5-3
3/20	at UCF	W	8-0 (6)
3/22	at Stetson	W	5-0 (6)
3/26	#24 Florida State*	W	2-0
3/26	#24 Florida State*	W	3-1
3/27	#24 Florida State*	W	5-0
3/30	at Chattanooga	L	0-1
3/30	at Chattanooga	W	7-1
4/3	at Virginia*	W	3-0
4/3	at Virginia*	L	4-6
4/6	at Alabama State	W	5-1
4/9	NC State*	W	4-0
4/9	NC State*	W	9-2
4/10	NC State*	W	2-1
4/16	UAB	W	8-4
4/16	UAB	W	9-0 (5)
4/19	at #12 Georgia	W	4-3
4/20	at Georgia State	W	7-0
4/23	at Virginia Tech*	L	5-9
4/23	at Virginia Tech*	W	10-3
4/27	Georgia Southern	W	2-0
4/29	at Maryland*	W	3-2
4/29	at Maryland*	L	1-2
5/9	Troy	W	4-2
5/9	Troy	L	2-8
5/12	NC State (#40)	W	2-0
5/14	Virginia (#40)	W	3-0
5/15	Virginia Tech (#40)	W	1-0
5/20	Kansas (!37)	W	3-1 (9)
5/21	at #8 Georgia (!37)	L	1-8
5/21	Kansas (!37)	W	5-2
5/22	at #8 Georgia (!37)	L	1-2

10 - Buzz Classic, Marietta, Ga.  
 26 - FAU Worth Invitational, Boca Raton, Fla.  
 34 - Lady Panther Invite, Panthersville, Ga.  
 35 - NFCA Leadoff Classic, Columbus, Ga.  
 !37 - NCAA Tournament Game, Athens, Ga.  
 38 - Yellow Jacket Invitational, Atlanta, Ga.  
 39 - UCF Tournament, Orlando, Fla.  
 #40 - ACC Tournament, College Park, Md.

## NCAA REGIONALS

2006	48-22, 12-9 ACC		
DATE	OPPONENT	W/L	SCORE
2/10	#18 Missouri	W	11-6
2/10	#18 Missouri	L	5-8
2/11	#18 Missouri	L	3-9
2/15	Chattanooga	W	7-2
2/15	Chattanooga	W	7-1
2/18	at Georgia State (34)	W	12-4 (5)
2/18	Kennesaw State (34)	L	4-5
2/19	Eastern Kentucky (34)	W	8-0 (5)
2/19	Georgia State (34)	W	9-4
2/24	#4 Alabama (35)	L	2-3
2/24	Hofstra (35)	W	3-1
2/28	Gardner-Webb	W	2-0
2/28	Gardner-Webb	W	10-2 (5)
3/3	East Tennessee State (10)	W	11-2 (5)
3/3	Marshall (10)	W	12-6
3/4	Austin Peay (10)	W	14-6 (6)
3/4	Connecticut (10)	W	4-0
3/4	UTEP (10)	W	10-1 (5)
3/5	South Dakota State (10)	W	8-1
3/5	Radford (10)	W	6-4
3/5	NC State (10)	W	7-1
3/9	Michigan State (41)	L	2-3
3/9	South Florida (41)	W	7-6
3/10	Long Island (41)	W	5-2
3/10	Boston University (41)	W	9-1 (5)
3/11	Wright State (41)	W	8-0 (5)
3/11	Illinois-Chicago (41)	W	5-2
3/12	Massachusetts (41)	L	1-2
3/18	Maryland*	W	4-1
3/18	Maryland*	W	9-0
3/19	Maryland*	W	5-1
3/21	at #19 Baylor	W	8-0 (5)
3/22	at #3 Texas	L	0-1
3/22	at #3 Texas	L	3-5
3/25	Virginia*	W	10-2 (5)
3/25	Virginia*	W	7-4
3/26	Virginia*	L	4-5
3/29	#10 Georgia	W	6-4
3/29	#10 Georgia	L	7-15
4/1	at Florida State*	L	1-9 (5)
4/1	at Florida State*	W	8-3
4/2	at Florida State*	L	4-7
4/5	at Chattanooga	W	11-7
4/5	at Chattanooga	W	7-6
4/8	at NC State*	L	1-9
4/8	at NC State*	W	4-3
4/9	at NC State*	L	3-7
4/11	Georgia Southern	W	8-0 (5)
4/12	Furman	W	6-5
4/12	Furman	W	11-3 (6)
4/15	Boston College*	W	12-11
4/15	Boston College*	W	10-4
4/16	Boston College*	W	15-7 (5)
4/22	at #20 North Carolina*	L	4-5
4/22	at #20 North Carolina*	W	1-0 (8)
4/23	at #20 North Carolina*	L	2-4
4/26	at Georgia Southern	W	3-2
4/26	at Georgia Southern	W	3-0
4/29	#25 Virginia Tech*	L	2-4
4/29	#25 Virginia Tech*	L	1-4
4/30	#25 Virginia Tech*	W	3-2
5/11	Florida State (#42)	L	1-10 (5)
5/12	Boston College (#42)	W	7-3
5/12	Virginia (#42)	W	11-2 (5)
5/13	Florida State (#42)	W	4-3
5/13	Florida State (#42)	L	4-7
5/19	Florida A&M (!33)	W	9-3
5/20	at #4 Alabama (!33)	L	5-8
5/20	Florida A&M (!33)	W	10-7

HISTORY

# YEAR-BY-YEAR RESULTS

5/21 at #4 Alabama (!33) L 2-7

10 - Buzz Classic, Marietta, Ga.  
I33 - NCAA Tournament Game, Tuscaloosa, Ala.  
34 - Lady Panther Invite, Panthersville, Ga.  
41 - USF Adidas Invitational, Clearwater, Fla.  
#42 - ACC Tournament, Chapel Hill, N.C.

## SHARON PERKINS

**Head Coach:** 2007-13

**Seasons:** 7

**Record:** 290-138 (.678)

### NCAA REGIONALS

#### 2007 54-16, 14-6 ACC

DATE	OPPONENT	W/L	SCORE
2/10	Georgia Southern	W	7-2
2/10	Georgia Southern	W	8-0 (6)
2/14	Troy	L	2-4
2/17	Georgetown (43)	W	17-0 (5)
2/17	Miami (Ohio) (43)	W	10-0 (5)
2/18	Evansville (43)	W	7-5
2/18	at Kennesaw State (43)	W	8-2
2/20	Gardner-Webb	W	12-1 (5)
2/20	Gardner-Webb	W	9-4
2/23	#16 Baylor (35)	W	10-7
2/23	DePaul (35)	W	8-3
2/24	#24 Massachusetts (35)	W	3-0
2/24	#19 Florida (35)	L	1-5
2/25	Tennessee Tech (35)	W	4-2
2/27	Oakland	W	14-6 (6)
2/28	Chattanooga	W	8-0 (6)
2/28	Chattanooga	W	6-5
3/2	New Mexico (44)	W	11-3 (6)
3/2	Indiana State (44)	L	1-4
3/3	Lipscomb (44)	W	11-1 (5)
3/3	Centenary (44)	W	8-1
3/4	Middle Tennessee State (44)	W	8-6
3/4	Iowa (44)	W	6-0
3/8	Indiana (41)	W	16-8 (6)
3/8	Northern Illinois (41)	W	4-1
3/9	Massachusetts (41)	W	5-1
3/9	Tennessee Tech (41)	W	6-0
3/10	Illinois-Chicago (41)	L	3-4
3/10	Oklahoma State (41)	W	4-3
3/11	Hofstra (41)	L	7-9
3/14	Houston	W	2-1
3/17	at Virginia Tech*	L	0-6
3/17	at Virginia Tech*	L	1-3
3/18	at Virginia Tech*	W	21-1 (5)
3/21	at San Diego State	L	4-5
3/21	at San Diego State	L	0-1
3/24	#23 NC State*	W	11-10
3/24	#23 NC State*	W	4-1
3/25	#23 NC State*	L	6-9
3/28	at #22 Georgia	W	5-4
3/28	at #22 Georgia	W	4-1
3/31	#23 North Carolina*	L	2-4 (12)
3/31	#23 North Carolina*	W	5-4
4/1	#23 North Carolina*	L	4-6
4/4	at Furman	W	5-0
4/4	at Furman	W	8-1
4/7	Florida State*	L	0-8
4/7	Florida State*	W	9-1 (6)
4/8	Florida State*	W	7-6
4/12	Western Carolina	W	7-1
4/14	at Maryland*	W	7-3
4/14	at Maryland*	W	7-2
4/18	Kennesaw State	W	5-0
4/18	Kennesaw State	W	8-0 (5)
4/21	at Boston College*	W	4-3

4/21	at Boston College*	W	6-3
4/22	at Boston College*	W	12-0 (5)
4/25	at Georgia State	W	6-2
4/25	at Georgia State	W	4-1
4/27	at Virginia*	W	12-3 (5)
4/27	at Virginia*	W	15-0 (5)
4/28	at Virginia*	W	11-10
5/7	Mercer	W	4-1
5/10	Maryland (#6)	W	5-1
5/11	Boston College (#6)	W	4-0
5/12	Florida State (#6)	W	7-3
5/13	#15 Virginia Tech (#6)	L	0-2
5/18	#18 Texas (I45)	W	3-2
5/19	at #19 Florida (I45)	L	0-8 (5)
5/19	#18 Texas (I45)	L	2-4

#6 - ACC Tournament, Tallahassee, Fla.  
35 - NFCA Leadoff Classic, Columbus, Ga.  
41 - USF Adidas Invitational, Clearwater, Fla.  
43 - KSU Invitational, Kennesaw, Ga.  
44 - Buzz Classic, Woodstock, Ga.  
I45 - NCAA Tournament Game, Gainesville, Fla.

### NCAA REGIONALS

#### 2008 32-31, 9-11 ACC

DATE	OPPONENT	W/L	SCORE
2/9	Lipscomb (46)	L	9-11
2/9	Georgia State (46)	L	3-11 (6)
2/10	UT-Martin (46)	W	2-0
2/11	Lipscomb (46)	W	2-1
2/14	at #2 Alabama	L	0-6
2/15	Middle Tennessee State (47)	W	2-1
2/15	New Mexico (47)	L	0-1
2/16	at #2 Alabama (47)	L	5-9
2/16	New Mexico (47)	W	6-0
2/22	South Carolina (48)	L	0-1
2/22	Hofstra (48)	L	0-4
2/23	Wright State (48)	W	5-0
2/24	at South Florida (48)	L	0-1
2/29	Auburn (35)	L	2-3
2/29	#2 Texas A&M (35)	L	0-2
3/1	Hofstra (35)	W	7-2
3/1	UNC-Charlotte (35)	L	2-6
3/2	#19 DePaul (35)	L	1-2
3/5	Virginia*	L	3-8
3/5	Virginia*	L	1-2
3/6	Virginia*	W	6-3
3/9	Vermont (49)	W	5-4 (8)
3/9	at Mercer (49)	L	1-2
3/12	at Kennesaw State	W	8-0 (5)
3/12	at Kennesaw State	L	3-6
3/15	#24 Virginia Tech*	L	2-4
3/16	#24 Virginia Tech*	L	2-4
3/16	#24 Virginia Tech*	W	7-3
3/18	at Tennessee Tech	L	4-5
3/18	at Tennessee Tech	L	0-8 (5)
3/20	at Winthrop	L	1-5
3/20	at Winthrop	W	3-2
3/22	at Coastal Carolina	W	2-1
3/22	at Coastal Carolina	W	10-2 (5)
3/25	Furman	W	7-0
3/25	Furman	W	9-0 (5)
3/29	at #19 North Carolina*	L	1-3
3/29	at #19 North Carolina*	L	2-6
4/3	Western Carolina	W	4-0
4/3	Western Carolina	W	8-1
4/5	at NC State*	L	3-8
4/6	at NC State*	L	1-6
4/6	at NC State*	L	6-9
4/9	#17 Georgia	W	6-4
4/9	#17 Georgia	W	4-3
4/12	at Florida State*	W	5-2

4/12	at Florida State*	L	2-10 (5)
4/13	at Florida State*	W	6-2
4/16	at Georgia Southern	W	5-0
4/16	at Georgia Southern	W	10-4
4/19	Boston College*	W	9-1(6)
4/19	Boston College*	L	2-3
4/20	Boston College*	W	7-6
4/23	Georgia State	W	9-1(5)
4/23	Georgia State	W	4-1
4/26	Maryland*	W	2-0
4/26	Maryland*	W	4-2
4/27	Maryland*	W	4-3
5/8	NC State (#40)	L	0-1
5/9	Virginia (#40)	W	5-3
5/16	at #1 Florida (I45)	L	2-7
5/17	South Florida (I45)	W	9-2
5/18	UCF (I45)	L	1-7

35 - NFCA Leadoff Classic, Columbus, Ga.  
#40 - ACC Tournament, College Park, Md.  
I45 - NCAA Tournament Game, Gainesville, Fla.  
46 - Georgia State First Pitch Classic, Panthersville, Ga.  
47 - Hampton Inn Crimson Classic, Tuscaloosa, Ala.  
48 - USF Louisville Slugger Tournament, Tampa, Fla.  
49 - Mercer Spring Break Tournament, Macon, Ga.

### ACC REGULAR SEASON CHAMPIONS

### ACC TOURNAMENT CHAMPIONS

### NCAA REGIONALS

### NCAA SUPER REGIONALS

#### 2009 46-15, 17-3 ACC

DATE	OPPONENT	W/L	SCORE
2/7	at Georgia State	W	8-1
2/7	at Georgia State	W	7-1
2/8	at Furman	L	1-2
2/8	at Furman	W	9-1
2/13	Florida Atlantic (50)	W	13-2 (5)
2/13	South Alabama (50)	W	5-2
2/14	Texas Tech (50)	W	8-1
2/15	at #2 Florida (50)	L	1-11 (6)
2/20	UNLV (51)	L	3-4
2/20	Loyola Marymount (51)	W	5-0
2/21	Oregon (51)	L	0-3
2/21	Cal Poly (51)	L	0-2
2/22	Oregon State (51)	W	6-0
2/25	at Kennesaw State	W	8-0 (6)
3/6	Mercer (44)	W	4-1
3/6	Purdue (44)	L	2-4
3/7	Toledo (44)	W	11-1 (5)
3/7	Jacksonville State (44)	W	3-0
3/8	Western Kentucky (44)	W	5-0
3/10	UT-Martin	W	2-1
3/10	UT-Martin	W	7-5
3/17	Western Carolina	W	10-1 (5)
3/17	Western Carolina	W	8-0 (5)
3/18	Winthrop	W	6-4
3/18	Winthrop	W	7-1
3/21	at Virginia Tech*	W	13-0 (5)
3/21	at Virginia Tech*	W	8-5 (10)
3/22	at Virginia Tech*	L	2-3
3/24	Georgia Southern	W	9-1 (6)
3/24	Georgia Southern	L	5-6
3/26	Georgia State	W	8-0 (5)
3/26	Georgia State	W	6-0
3/28	#19 Florida State*	W	8-3
3/28	#19 Florida State*	W	3-0
3/29	#19 Florida State*	L	4-5 (8)
4/4	at Boston College*	L	0-1
4/4	at Boston College*	W	12-1 (5)
4/5	at Boston College*	W	7-3
4/8	at #8 Georgia	L	5-7
4/10	NC State*	W	8-0 (5)

HISTORY

# YEAR-BY-YEAR RESULTS

4/10	NC State*	W	4-1
4/11	NC State*	W	5-0
4/14	Kennesaw State	W	8-6
4/18	at Virginia*	W	14-1 (5)
4/18	at Virginia*	W	13-4 (5)
4/19	at Virginia*	W	5-3
4/22	#5 Alabama	L	0-8 (5)
4/22	#5 Alabama	L	0-10 (6)
4/25	#12 North Carolina*	W	6-0
4/25	#12 North Carolina*	W	3-2 (8)
4/26	#12 North Carolina*	W	3-2
5/2	at Maryland*	W	9-2
5/2	at Maryland*	W	8-0 (5)
5/8	Virginia (#16)	W	7-0
5/9	Virginia Tech (#16)	W	14-4
5/10	#16 Florida State (#16)	W	3-1
5/15	Boston University (!)	W	5-1
5/16	Auburn (!)	W	4-1
5/17	Boston University (!)	W	7-2
5/23	#3 Washington (&)	L	1-7
5/24	#3 Washington (&)	L	0-7

! - NCAA Tournament, Atlanta, Ga.  
 & - Super Regional, Atlanta, Ga.  
 #16 - ACC Tournament, Raleigh, N.C.  
 44 - Buzz Classic, Woodstock, Ga.  
 50 - Lipton Invitational, Gainesville, Fla.  
 51 - Cathedral City Classic, Cathedral City, Calif.

4/10	Virginia*	W	5-2
4/10	Virginia*	W	5-3
4/11	Virginia*	W	8-9 (5)
4/13	Georgia Southern	W	14-2 (5)
4/13	Georgia Southern	W	5-4
4/14	at Kennesaw State	W	7-3
4/17	Boston College*	W	9-0 (5)
4/17	Boston College*	W	11-3 (5)
4/18	Boston College*	W	4-0
4/21	at #12/10 Georgia	L	3-6
4/24	at #24/20 Florida State*	W	14-1
4/24	at #24/20 Florida State*	L	2-6
4/25	at #24/20 Florida State*	W	5-2
4/28	at #4/4 Alabama	L	1-13 (5)
5/1	at NC State*	W	11-4
5/1	at NC State*	W	9-2
5/2	at NC State*	W	8-1
5/14	Boston College (#55)	W	8-0 (5)
5/15	North Carolina (#55)	W	8-0 (5)
5/16	#25/24 Florida State (#55)	W	8-4
5/21	Jacksonville State (!)	W	5-3
5/22	Oregon (!)	L	2-11 (5)
5/22	Auburn (!)	W	4-1
5/23	Oregon (!)	L	3-4 (8)

! - NCAA Tournament, Atlanta, Ga.  
 35 - NFCA Leadoff Classic, Clearwater, Fla.  
 44 - Buzz Classic, Woodstock, Ga.  
 52 - USF DeMarini Tournament, Clearwater, Fla.  
 53 - Louisville Slugger Desert Classic, Las Vegas, Nev.  
 54 - Springhill Suites Buckhead Classic, Atlanta, Ga.  
 #55 - ACC Tournament, Blacksburg, Va.

4/2	at Maryland*	W	4-3
4/3	at Maryland*	W	2-0
4/6	Kennesaw State	W	6-1
4/9	at Virginia Tech*	L	2-4
4/10	at Virginia Tech*	W	8-5 (9)
4/10	at Virginia Tech*	W	11-3 (6)
4/13	#4/5 Georgia	L	8-10
4/16	North Carolina*	W	6-4
4/16	North Carolina*	W	7-5
4/17	North Carolina*	W	3-2
4/23	at Virginia	W	8-0
4/23	at Virginia	W	9-2
4/30	at Boston College*	W	2-1
4/30	at Boston College*	W	11-2 (5)
5/1	at Boston College*	W	9-7
5/7	Florida State*	W	11-3 (5)
5/7	Florida State*	W	7-2
5/8	Florida State*	L	4-9
5/13	Virginia (#)	L	0-6
5/20	Oklahoma State (!60)	L	1-2
5/21	Liberty (!60)	W	4-3
5/21	Tennessee (!60)	L	0-7

# - ACC Tournament, Atlanta, Ga.  
 44 - Buzz Classic, Woodstock, Ga.  
 56 - NTC Elite Tournament, Clermont, Fla.  
 57 - Felsberg Memorial Tournament, Miami, Fla.  
 58 - at Kennesaw, Ga.  
 59 - Chanticleer Challenge, Myrtle Beach, S.C.  
 !60 - NCAA Tournament, Knoxville, Tenn.

## ACC REGULAR SEASON CHAMPIONS ACC TOURNAMENT CHAMPIONS NCAA REGIONALS

2010		51-11, 19-2 ACC	
DATE	OPPONENT	W/L	SCORE
2/13	Canisius (52)	W	9-0 (5)
2/13	#3 Florida (52)	W	3-0
2/14	East Carolina (52)	W	3-0
2/14	Florida Gulf Coast (52)	W	10-5
2/19	#21 Northwestern (53)	W	9-6
2/19	BYU (53)	W	10-9 (8)
2/20	Hawaii (53)	W	11-2 (6)
2/20	Long Beach State (53)	W	12-3 (5)
2/21	#11 California (53)	L	1-4
2/24	Kennesaw State	W	8-3
2/26	UCF (35)	W	1-0
2/26	Nebraska (35)	L	0-2
2/27	Arkansas (35)	W	11-2 (5)
2/27	#18 La.-Lafayette (35)	W	7-1
2/28	Iowa (35)	W	9-8 (8)
3/5	Seton Hall (44)	W	16-0 (5)
3/6	James Madison (44)	W	11-0 (6)
3/6	#23 Kentucky (44)	W	6-3
3/7	Dartmouth (44)	W	8-1
3/7	Mississippi (44)	W	1-0
3/9	at Georgia State	W	7-3
3/13	Mercer (54)	W	8-2
3/13	Fordham (54)	L	1-2 (8)
3/14	Georgia State (54)	W	7-1
3/14	Mercer (54)	W	10-5
3/20	at #20/16 North Carolina*	W	16-1 (5)
3/20	at #20/16 North Carolina*	L	3-8
3/21	at #20/16 North Carolina*	W	5-0
3/23	at Houston	W	7-1
3/23	at Houston	L	1-2
3/24	at #19/17 Texas A&M	W	4-0
3/27	Maryland*	W	9-8
3/27	Maryland*	W	3-1
3/28	Maryland*	W	1-0
4/2	Virginia Tech*	W	15-1 (5)
4/2	Virginia Tech*	W	3-1
4/3	Virginia Tech*	W	9-1 (6)
4/7	vs. #15/12 Georgia	L	4-5

## ACC REGULAR SEASON CHAMPIONS NCAA REGIONALS

2011		45-12, 18-2 ACC	
DATE	OPPONENT	W/L	SCORE
2/11	Florida Atlantic (56)	W	3-2
2/11	Chattanooga (56)	W	6-1
2/12	Fordham (56)	W	6-0
2/12	Chattanooga (56)	W	6-1
2/13	Fordham (56)	W	3-1
2/18	Illinois (57)	W	5-4
2/18	at FIU (57)	L	1-9
2/19	Providence (57)	W	7-0
2/19	Pittsburgh (57)	L	1-2
2/20	at FIU (57)	L	3-4 (6)
2/23	at Kennesaw State	L	1-4
3/1	at Georgia State	W	3-0
3/2	Niagara	W	12-3 (5)
3/4	Jacksonville State (44)	W	4-3
3/4	Evansville (44)	W	18-1 (5)
3/6	UAB (44)	W	8-0
3/8	Penn State (58)	W	2-0
3/11	Bowling Green (54)	W	10-0 (5)
3/12	Penn State (54)	W	6-0
3/13	Belmont (54)	W	12-2 (5)
3/13	Georgia State (54)	W	1-0
3/15	Georgia Southern	W	13-0 (5)
3/15	Georgia Southern	W	10-0 (5)
3/18	Lipscomb (59)	W	5-1
3/18	at Coastal Carolina (59)	W	12-0 (6)
3/19	Kansas (59)	L	2-3 (8)
3/19	Lipscomb (59)	W	4-3
3/20	Providence (59)	W	6-4
3/22	at Winthrop	W	12-2
3/22	at Winthrop	W	10-4
3/26	NC State*	W	5-4
3/26	NC State*	W	8-4
3/27	NC State*	W	14-0 (5)
3/30	at #2/2 Georgia	L	2-10 (5)
4/2	at Maryland*	W	5-2

## ACC TOURNAMENT CHAMPIONS NCAA REGIONALS

2012		37-23, 12-8 ACC	
DATE	OPPONENT	W/L	SCORE
2/10	Oregon State (61)	W	9-8
2/10	#8 Arizona (61)	W	2-1
2/11	Cal Poly (61)	W	8-5
2/11	San Diego State (61)	L	2-3
2/12	#20 Nebraska (61)	W	6-5
2/15	Furman	W	4-2
2/15	Furman	W	8-2
2/17	#2 Alabama (62)	L	9-12
2/17	#4 Oklahoma (62)	W	1-0
2/19	Auburn (62)	L	5-12
2/24	DePaul (63)	L	2-4
2/24	#9 Tennessee (63)	L	0-9
2/25	Massachusetts (63)	L	0-1
2/25	Mississippi State (63)	L	3-5
2/26	Illinois State (63)	W	6-0
2/29	at Georgia State	L	1-2
3/2	Winthrop (44)	W	5-0
3/3	Western Kentucky (44)	W	5-3
3/3	UT-Martin (44)	W	8-6 (8)
3/4	Southeastern Louisiana (44)	W	8-0 (6)
3/4	Elon (44)	L	3-6
3/6	Western Carolina	W	4-2
3/6	Western Carolina	W	9-4
3/8	SIUE	W	9-1 (6)
3/10	Virginia*	L	1-3
3/10	Virginia*	L	2-13 (5)
3/11	Virginia*	L	1-3
3/14	#8 Georgia	W	2-0
3/15	Jacksonville State	L	6-13
3/17	Boston College*	W	8-0 (5)
3/17	Boston College*	W	9-4
3/18	Boston College*	W	4-0
3/20	at LSU	L	1-2
3/22	at #8 La-Lafayette	L	11-12
3/22	at #8 La-Lafayette	L	2-10 (5)
3/28	Kennesaw State	W	9-1 (5)
3/31	at NC State*	W	6-4

HISTORY



# YEAR-BY-YEAR RESULTS

3/31	at NC State*	W	6-3
4/1	at NC State*	W	5-2
4/4	at Kennesaw State	W	6-3 (6)
4/7	Maryland*	W	6-1
4/7	Maryland*	W	9-6
4/8	Maryland*	W	5-0
4/10	Georgia Southern	W	1-0
4/10	Georgia Southern	W	5-1
4/11	Georgia State	W	3-2
4/15	at #21 Florida State*	W	5-4
4/15	at #21 Florida State*	L	6-7
4/16	at #21 Florida State*	L	3-4
4/21	at #21 North Carolina*	L	2-3
4/21	at #21 North Carolina*	L	4-6
4/28	Virginia Tech*	W	5-0
4/28	Virginia Tech*	L	2-5
4/29	Virginia Tech*	W	5-0
5/10	Virginia (#42)	W	6-4
5/11	#19 Florida State (#42)	W	9-1
5/12	Virginia Tech (#42)	W	9-1 (5)
5/18	South Alabama (I33)	L	3-4
5/19	UT-Martin (I33)	W	9-1
5/19	South Alabama (I33)	L	1-10 (5)

I33 - NCAA Tournament, Tuscaloosa, Ala.  
44 - Buzz Classic, Woodstock, Ga.  
#42 - ACC Tournament, Chapel Hill, N.C.  
61 - Kajikawa Classic, Tempe, Ariz.  
62 - ACC/SEC/Big 12 Challenge, Auburn, Ala.  
63 - NFCA Leadoff Classic, Clearwater, Fla.

4/10	at Mercer	L	1-9 (5)
4/13	Maryland*	L	6-8
4/13	Maryland*	W	5-4
4/14	Maryland*	L	5-14 (5)
4/18	Southern Miss	W	4-0
4/18	Southern Miss	W	7-1
4/21	at #25 North Carolina*	L	1-7
4/21	at #25 North Carolina*	W	8-5
4/22	at #25 North Carolina*	L	6-11
4/24	Kennesaw State	L	8-9
4/27	#22 Florida State*	L	1-4 (8)
4/27	#22 Florida State*	L	1-8 (6)
5/4	at Boston College*	W	12-3 (6)
5/4	at Boston College*	W	10-5
5/5	at Boston College*	W	12-3
5/9	North Carolina (#6)	L	2-6

#6 - ACC Tournament, Tallahassee, Fla  
51 - Cathedral City Classic, Cathedral City, Calif.  
64 - GT-KSU Invite, Atlanta, Ga.  
65 - GT Classic, Atlanta, Ga.  
66 - Citrus Classic, Orlando, Fla.

## SHELLY HOERNER

**Head Coach:** 2014-17  
**Seasons:** 3  
**Record:** 80-125 (.390)

2013	25-30, 10-10 ACC		
DATE	OPPONENT	W/L	SCORE
2/8	Eastern Michigan (64)	W	12-0
2/8	Butler (64)	W	24-4 (5)
2/9	Missouri State (64)	W	8-7
2/9	Coastal Carolina (64)	W	2-1
2/10	Coastal Carolina (64)	W	11-3 (5)
2/15	Marshall (65)	W	7-6
2/15	Miami (Ohio) (65)	W	10-8
2/16	Indiana (65)	L	1-4
2/16	Miami (Ohio) (65)	W	6-4
2/17	Indiana (65)	L	2-10
2/20	Mercer	L	9-10
2/22	Northwestern (51)	L	2-3
2/22	#8 California (51)	L	0-8 (6)
2/23	#5 Florida (51)	L	3-5
2/23	Oregon State (51)	L	1-9
2/24	Illinois (51)	W	1-0
2/27	at Jacksonville State	W	9-7 (9)
3/1	Fordham (66)	L	10-11 (9)
3/1	#14 Michigan (66)	L	1-6
3/2	#15/16 Louisville (66)	L	3-6
3/2	Notre Dame (66)	L	2-6
3/3	Temple (66)	W	17-8 (6)
3/9	at Virginia*	W	7-3
3/9	at Virginia*	W	5-2
3/10	at Virginia*	L	2-4
3/13	#25 Georgia	L	1-14
3/19	at SIUE	L	1-2
3/19	at SIUE	L	0-1
3/20	at SEMO	W	9-4
3/23	at #7 Missouri	L	0-8 (5)
3/23	at #7 Missouri	L	0-16 (5)
3/27	at Kennesaw State	W	17-3 (5)
3/29	NC State*	W	7-2
3/29	NC State*	W	7-5
3/30	NC State*	L	4-12
4/3	at Georgia	L	1-20 (5)
4/6	at Virginia Tech*	L	7-2
4/6	at Virginia Tech*	L	2-10 (5)
4/7	at Virginia Tech*	W	10-4

2014	23-24, 11-17 ACC		
DATE	OPPONENT	W/L	SCORE
2/8	Missouri State	W	3-0
2/8	Missouri State	L	3-6
2/9	Missouri State	W	7-1
2/15	Indiana (34)	W	5-1
2/15	ETSU (34)	W	18-7 (5)
2/16	Bowling Green (34)	W	3-0
2/16	UT-Martin (34)	W	8-5
2/21	Stony Brook (64)	W	11-2 (6)
2/22	#21 Tulsa (64)	L	3-11
2/22	#21 Tulsa (64)	W	2-1
2/23	Stony Brook (64)	W	8-4
2/23	Georgia State (64)	W	5-1
3/1	Boston College*	W	6-1
3/1	Boston College*	L	3-13 (5)
3/2	Boston College*	L	2-6
3/5	Troy	W	2-1
3/8	#21 Notre Dame*	L	0-3
3/8	#21 Notre Dame*	W	7-3
3/9	#21 Notre Dame*	L	0-12 (5)
3/12	Virginia*	W	10-2 (6)
3/12	Virginia*	W	3-2 (8)
3/15	at Maryland*	W	7-4
3/15	at Maryland*	W	4-1
3/16	at Maryland*	W	7-6
3/19	at NC State*	L	4-5
3/19	at NC State*	L	3-10
3/21	at Syracuse* (in Atlanta)	L	0-1
3/22	at Syracuse* (in Atlanta)	L	4-5
3/22	at Syracuse* (in Atlanta)	W	15-3 (5)
3/26	at Kennesaw State	L	3-8
4/2	at #15 Georgia	L	7-9
4/5	Virginia Tech*	L	0-7
4/5	Virginia Tech*	L	2-5
4/6	Virginia Tech*	L	5-6
4/8	Georgia State	L	5-10
4/12	North Carolina*	W	6-2
4/12	North Carolina*	W	9-6
4/13	North Carolina*	L	6-15
4/16	#13 Georgia	L	1-15 (5)
4/19	at Pittsburgh*	L	3-4
4/19	at Pittsburgh*	L	1-3
4/20	at Pittsburgh*	W	7-1
4/23	Kennesaw State	W	8-0 (5)
4/26	at #6 Florida State*	L	1-5
4/26	at #6 Florida State*	L	0-4
4/27	at #6 Florida State*	L	0-3

5/8	#4 Florida State (#40)	L	5-11
-----	------------------------	---	------

#40 - ACC Tournament, College Park, Md.  
34 - Panther Invite, Atlanta, Ga.  
64 - GT-KSU Invite, Atlanta, Ga.

2015	16-34, 6-18 ACC		
DATE	OPPONENT	W/L	SCORE
2/6	Kansas (26)	L	2-4
2/6	LIU Brooklyn (26)	L	3-4
2/7	Penn State (26)	L	2-3
2/7	at Florida Atlantic (26)	L	0-2
2/8	Arkansas (26)	L	0-2
2/13	#7 Michigan (67)	L	0-10 (5)
2/13	#20 Nebraska (67)	W	11-2 (5)
2/14	#20 Nebraska (67)	W	10-2 (5)
2/14	Western Kentucky (67)	L	1-4
2/15	#7 Michigan (67)	L	2-10 (5)
2/20	Mount St. Mary's (68)	W	10-0 (5)
2/20	Mount St. Mary's (68)	W	12-2 (5)
2/21	Savannah State (68)	W	15-7 (5)
2/21	Savannah State (68)	W	18-0 (5)
2/22	Mount St. Mary's (68)	W	2-0
2/28	Louisville*	L	1-6
2/28	Louisville*	L	4-5
3/1	Louisville*	L	2-15 (6)
3/3	at Troy	L	3-4 (11)
3/7	at Virginia*	W	4-3
3/7	at Virginia*	W	7-5
3/8	at Virginia*	W	7-1
3/11	Jacksonville State	L	1-2
3/14	Pittsburgh*	L	2-3
3/14	Pittsburgh*	W	9-1 (5)
3/15	Pittsburgh*	L	4-7
3/18	#8 Georgia	L	0-14 (5)
3/21	at Notre Dame*	L	1-6
3/21	at Notre Dame*	L	0-13 (5)
3/22	at Notre Dame*	L	0-5
3/24	at Georgia State	L	6-7
3/25	at #5 Alabama	L	0-11 (6)
3/28	NC State*	W	5-3
3/28	NC State*	L	1-7
3/29	NC State*	L	0-10 (5)
4/1	at Kennesaw State	W	3-0
4/3	at #22 Texas A&M	L	0-1
4/4	at #22 Texas A&M	W	5-4 (8)
4/4	at #22 Texas A&M	L	0-11 (5)
4/8	at #12 Georgia	L	0-3
4/11	at North Carolina*	L	1-12 (5)
4/11	at North Carolina*	L	0-1
4/12	at North Carolina*	L	0-5
4/15	at Jacksonville State	W	5-3
4/18	at Boston College*	W	10-2 (5)
4/18	at Boston College*	L	0-1
4/19	at Boston College*	L	2-5
4/25	#10 Florida State*	L	1-2 (8)
4/25	#10 Florida State*	L	2-3
4/26	#10 Florida State*	L	1-8

26 - Florida Atlantic Worth Invitational, Boca Raton, Fla.  
67 - Florida State Unconquered Invitational, Tallahassee, Fla.  
68 - GT-GSU Invitational, Atlanta, Ga.

2016	22-33, 7-16 ACC		
DATE	OPPONENT	W/L	SCORE
2/17	at Georgia State	L	2-3 (12)
2/19	vs. Ohio State (^69)	L	0-6
2/20	vs. Ohio State (^69)	L	3-4 (8)
2/20	vs. Purdue (^69)	L	0-3
2/21	vs. Purdue (^69)	L	3-4
2/23	St. John's	L	4-5 (6)
2/26	at UC Santa Barbara (70)	L	4-6
2/26	vs. Southern Utah (70)	W	5-1
2/27	at UC Santa Barbara (70)	L	0-4
2/27	vs. Southern Utah (70)	W	2-0 (5)
2/28	vs. South Carolina (70)	L	1-3
3/2	Mercer	W	2-1
3/2	Mercer	W	4-0
3/5	at Louisville*	L	3-12 (5)
3/5	at Louisville*	W	5-2
3/6	at Louisville*	L	4-5

HISTORY

# YEAR-BY-YEAR RESULTS

3/11	Boston College*	L	4-8
3/12	Boston College*	L	1-4 (11)
3/12	Boston College*	L	0-9 (5)
3/14	NC Central	W	3-2
3/15	NC Central	W	7-0
3/16	Tennessee State	W	6-0
3/16	Tennessee State	W	5-0
3/18	vs. Chattanooga (71)	W	3-2
3/18	at USF (71)	L	0-8 (5)
3/19	vs. Hartford (71)	L	3-4
3/19	vs. LIU Brooklyn (71)	W	4-0
3/20	vs. Northwestern (71)	W	3-2
3/23	at UCF	L	0-1
3/25	Virginia Tech*	L	0-1
3/26	Virginia Tech*	L	0-5
3/26	Virginia Tech*	W	1-0
3/29	at #9 Georgia	L	0-5
4/2	at Syracuse*	L	7-8 (13)
4/2	at Syracuse*	W	6-4 (8)
4/6	Georgia State	W	4-3
4/9	vs. North Texas (72)	W	8-4
4/9	at Kansas (72)	L	0-10 (5)
4/10	vs. North Texas (72)	L	2-10 (5)
4/10	at Kansas (72)	L	1-12 (5)
4/13	#10 Georgia	L	0-15 (5)
4/16	at Pittsburgh*	L	3-4 (10)
4/16	at Pittsburgh*	W	9-8
4/17	at Pittsburgh*	L	4-9
4/20	Troy	W	2-1
4/23	Virginia*	L	0-6
4/23	Virginia*	L	1-13 (5)
4/24	Virginia*	W	8-6 (11)
4/26	at Kennesaw State	W	4-0
4/30	at NC State*	L	5-7
4/30	at NC State*	W	7-3
5/1	at NC State*	W	5-3
5/7	North Carolina*	L	0-7
5/8	North Carolina*	L	3-8
5/8	North Carolina*	L	1-7

^69 - ACC/Big Ten Challenge, Atlanta, Ga.  
 70 - Gaucho Classic, Santa Barbara, Calif.  
 71 - Clearwater Spring Break Tournament, Tampa, Fla.  
 72 - Kansas Round Robin, Lawrence, Kan.

2017	19-34, 8-16 ACC		
DATE	OPPONENT	W/L	SCORE
2/9	vs. #24 Cal (73)	L	1-8
2/10	vs. Illinois (73)	L	1-10
2/11	vs. #24 Cal (73)	L	8-10
2/11	vs. Illinois (73)	L	2-4
2/12	vs. North Carolina (73)	L	3-7
2/15	at Georgia State	W	8-3
2/17	vs. Penn State (^69)	L	2-3
2/18	vs. Penn State (^69)	L	3-8
2/18	vs. Iowa (^69)	W	3-2
2/19	vs. Iowa (^69)	W	6-5
2/22	Jacksonville State	L	1-7
2/24	vs. Omaha (21)	W	5-1
2/24	vs. Omaha (21)	W	2-1 (8)
2/25	vs. Radford (21)	L	0-4
2/25	vs. Radford (21)	W	3-0
2/26	vs. Illinois (21)	L	6-10
3/3	at #1 Florida State*	L	0-4
3/4	at #1 Florida State*	L	8-13
3/5	at #1 Florida State*	L	0-8 (5)
3/8	Michigan State	L	3-7
3/11	Notre Dame*	W	8-7 (9)
3/11	Notre Dame*	W	9-8 (9)
3/12	Notre Dame*	L	6-8 (8)
3/14	SEMO	L	1-6
3/17	Syracuse*	W	8-7 (10)
3/18	Syracuse*	L	2-6
3/19	Syracuse*	L	5-7 (8)
3/22	at North Florida	L	3-5
3/22	at North Florida	L	0-8 (6)
3/25	North Dakota State	L	6-8 (12)
3/25	North Dakota State	W	5-4
3/26	North Dakota State	L	1-2
3/29	Georgia State	L	5-9
3/31	at Virginia Tech*	L	5-6 (8)

4/1	at Virginia Tech*	L	6-13
4/2	at Virginia Tech*	W	7-3
4/7	NC State*	W	7-6 (10)
4/8	NC State*	L	11-12
4/9	NC State*	L	0-3
4/12	at #19 Georgia	L	2-7
4/14	at Virginia*	W	10-5
4/15	at Virginia*	L	2-3
4/16	at Virginia*	L	2-4
4/19	Georgia Southern	W	12-4 (6)
4/22	at Boston College*	L	2-6
4/22	at Boston College*	L	2-4
4/23	at Boston College*	L	3-8
4/25	at Kennesaw State	W	2-1 (12)
4/29	Samford	W	8-0 (5)
4/29	Samford	W	9-1 (6)
5/6	Pittsburgh*	W	2-1
5/7	Pittsburgh*	L	6-7 (9)
5/8	Pittsburgh*	W	12-2 (5)

^69 - ACC/Big Ten Challenge, Atlanta, Ga.  
 21 - Georgia Tech Round Robin, Atlanta, Ga.  
 73 - Puerto Rico Classic, San Juan, Puerto Rico

## AILEEN MORALES

**Head Coach:** 2018-Present

**Seasons:** 3

**Record:** 71-64 (.526)

2018	28-26, 13-11 ACC		
DATE	OPPONENT	W/L	SCORE
2/9	vs. Lipscomb	L	0-1 (8)
2/9	vs. Florida A&M	L	6-8
2/14	at Georgia State	L	2-5
2/16	#22 Nebraska (^69)	L	5-6
2/16	Indiana (^69)	W	4-1
2/17	#22 Nebraska (^69)	L	3-7
2/18	Indiana (^69)	W	4-1
2/23	vs. Fairfield (73)	L	3-4
2/23	at Campbell (73)	W	6-2
2/24	vs. Fairfield (73)	W	13-4 (5)
2/24	vs. La Salle (73)	W	3-2
2/25	at Campbell	W	8-0 (6)
2/28	Kennesaw State	W	9-0 (5)
3/2	DePaul (21)	W	2-1 (10)
3/2	DePaul (21)	L	2-8
3/3	UConn (21)	W	5-0
3/3	UConn (21)	W	3-2
3/4	Detroit Mercy (21)	W	8-6
3/9	at Virginia*	W	9-5
3/10	at Virginia*	W	18-9 (5)
3/10	at Virginia*	W	8-5
3/14	#12 Alabama	L	1-3
3/16	NC State*	W	3-0
3/17	NC State*	L	2-4
3/18	NC State*	W	5-0
3/23	vs. Pacific (74)	W	8-6
3/23	at CSUN (74)	L	1-6
3/24	vs. Cal Poly (74)	W	2-1
3/24	vs. Santa Clara (74)	W	11-0 (5)
3/25	vs. Santa Clara (74)	L	6-7 (7)
3/28	Georgia State	L	2-3
3/30	#14 Florida State*	L	2-13 (5)
3/31	#14 Florida State*	L	2-4
4/1	#14 Florida State*	L	3-11 (6)
4/4	#5 Georgia	L	0-1
4/6	at Duke*	L	1-2 (8)
4/6	at Duke*	W	4-3
4/8	at Duke*	W	5-3
4/11	at Kennesaw State	L	0-1 (10)
4/13	at Pittsburgh*	L	4-2
4/13	at Pittsburgh*	W	8-6
4/14	at Pittsburgh*	L	2-6
4/18	Presbyterian	W	5-1
4/20	North Carolina*	W	2-4
4/21	North Carolina*	L	5-2
4/21	North Carolina*	W	6-5
4/24	at Jacksonville State	L	1-2 (9)

4/27	Virginia Tech*	W	3-2
4/28	Virginia Tech*	L	1-5
4/29	Virginia Tech*	W	3-0
5/4	at Boston College*	L	6-8 (10)
5/5	at Boston College*	W	6-0
5/5	at Boston College*	L	3-4
5/10	North Carolina #	L	1-6

^69 - ACC/Big Ten Challenge, Atlanta, Ga.  
 73 - Camel Stampede, Buies Creek, N.C.  
 21 - Georgia Tech Round Robin, Atlanta, Ga.  
 74 - Matador Classic, Northridge, Calif.  
 # - ACC Tournament, Atlanta, Ga.

## 2019 31-27, 11-13 ACC

DATE	OPPONENT	W/L	SCORE
2/8	vs. Providence (75)	L	3-4 (8)
2/9	vs. Providence (75)	L	3-4
2/9	vs. UMass Lowell (75)	W	9-8 (8)
2/10	at Jacksonville (75)	W	13-8
2/13	Georgia State	W	8-3
2/15	Michigan State (^69)	W	11-2 (5)
2/15	Illinois (^69)	L	10-15 (6)
2/16	Michigan State (^69)	W	10-3
2/16	Illinois (^69)	L	3-7
2/23	at Mississippi St. (76)	L	2-4
2/24	vs. Alcorn (76)	W	8-4
2/24	at Mississippi St. (76)	L	0-9 (5)
2/25	vs. Southeastern La. (76)	W	4-2
2/25	at Mississippi St. (76)	W	6-4
2/27	Kennesaw St.	W	6-3
3/1	Fordham (77)	W	1-0
3/1	Fordham (77)	W	4-3
3/2	Hofstra (77)	W	8-1
3/2	Hofstra (77)	W	2-1
3/3	Western Carolina	W	9-6
3/5	Jacksonville State	L	3-4
3/6	#8 Georgia	L	4-16 (6)
3/9	at Virginia Tech*	L	1-5
3/10	at Virginia Tech*	W	10-7
3/10	at Virginia Tech*	L	4-5
3/13	Mercer	W	4-1
3/15	Virginia*	W	13-0 (5)
3/16	Virginia*	W	6-3
3/17	Virginia	L	1-7
3/19	at Troy	W	5-1
3/20	at Furman	W	14-2 (5)
3/22	at North Carolina*	L	1-4
3/23	at North Carolina*	W	13-5
3/24	at North Carolina*	W	3-2
3/27	at #4 Alabama	L	3-4
3/29	Duke*	L	5-9
3/30	Duke*	L	2-11 (6)
3/31	Duke*	L	6-8
4/3	at Georgia State	W	12-6
4/6	at Iowa State	L	2-5
4/6	at Iowa State	L	2-7
4/7	at Iowa State	L	3-6
4/10	at Kennesaw St.	W	7-0
4/12	Pittsburgh*	W	5-2
4/13	Pittsburgh*	W	6-4
4/13	Pittsburgh*	W	18-9 (6)
4/17	at #16 Georgia	L	0-7
4/19	at Louisville*	L	7-11
4/21	at Louisville*	L	2-7
4/21	at Louisville*	L	10-11 (6)
4/26	Syracuse*	W	5-4
4/27	Syracuse*	W	8-7
4/28	Syracuse*	W	9-1 (5)
5/3	at Notre Dame*	L	0-16 (5)
5/4	at Notre Dame*	L	0-7
5/5	at Notre Dame*	L	4-6
5/8	vs. Virginia #	W	8-0 (5)
5/9	at #5 Florida State #	L	0-5

75 - River City Leadoff, Jacksonville, Fla.  
 ^69 - ACC/Big Ten Challenge, Atlanta, Ga.  
 76 - Mississippi State Tournament, Starkville, Miss  
 77 - I-75 Challenge, Atlanta, Ga.  
 # - ACC Tournament, Tallahassee, Fla.

# YEAR-BY-YEAR RESULTS\*\*\*

## 2020\* 12-11, 2-1 ACC

DATE	OPPONENT	W/L	SCORE
2/7	UAB (78)	L	3-9
2/7	No. 1 Washington (78)	L	6-11
2/8	No. 1 Washington (78)	L	1-2
2/9	Ohio	W	5-3
2/14	Nebraska (^69)	L	2-4
2/15	Nebraska (^69)	W	7-1
2/15	Iowa (^69)	W	8-0 (5)
2/16	Iowa (^69)	L	0-5
2/21	vs. DePaul	L	0-8 (5)
2/21	vs. No. 11 Kentucky	L	8-9 (8)
2/22	vs. No. 11 Kentucky	W	7-1
2/22	at Samford	W	2-0
2/23	at Samford	L	5-6
2/26	Kennesaw State	W	2-1
2/28	Iowa State (77)	W	3-1
2/28	Iowa State (77)	L	3-4
2/29	Penn State (77)	W	3-2
2/29	Penn State (77)	L	3-5 (10)
3/1	Rider (77)	W	5-1
3/6	Boston College*	W	6-1
3/7	Boston College*	L	0-6
3/8	Boston College*	W	3-1
3/11	At Mercer	W	11-1 (6)

4/18	#15 Virginia Tech*	L	10-4
4/21	#15 Virginia Tech*	L	12-0 (5)
	Troy	W	4-2
	Troy	L	9-5
4/23	Kennesaw State	L	5-2
4/25	Kennesaw State	W	3-2
4/30	Virginia*	W	7-1
	Virginia*	W	8-0 (5)
5/1	Virginia*	W	6-2
5/2	Virginia*	W	6-3
5/12	Syracuse #	W	6-0
5/13	#13 Clemson #	L	2-0

78 - Buzz Classic, Atlanta, Ga.  
\* - ACC game  
# - ACC Tournament, Louisville, Ky.

**OVERALL RECORD:** 1,059-851-2 (.554), 35 Years

\*2020 season shortened due to COVID-19

78 - Buzz Classic, Atlanta, Ga.  
^69 - ACC/Big Ten Challenge, Atlanta, Ga.  
77 - I-75 Challenge, Atlanta, Ga.

## 2021 20-26, 11-19 ACC

DATE	OPPONENT	W/L	SCORE
2/12	Boise State (78)	W	5-1
	Boise State (78)	W	10-2 (6)
2/13	Radford (78)	W	11-0 (5)
	Radford (78)	W	10-0 (5)
2/14	Georgia State (78)	W	8-0 (5)
2/18	#13 Florida State*	L	8-1
	#13 Florida State*	L	7-3
2/19	#13 Florida State*	L	5-4
2/20	Clemson* (RV)	L	5-2
2/21	Clemson* (RV)	L	5-3
	Clemson* (RV)	L	5-4
2/26	Miami (Ohio)	L	7-6
	Miami (Ohio)	L	9-3
2/27	Kennesaw State	L	4-1
2/28	#19 Georgia	L	11-0
3/5	NC State*	L	7-4
3/6	NC State*	L	8-7
	NC State*	W	12-10
3/7	NC State*	L	5-2
3/12	Pitt*	W	11-10
3/13	Pitt*	L	6-1
	Pitt*	L	9-8
3/14	Pitt*	W	11-4
3/19	Notre Dame*	L	5-3
3/20	Notre Dame*	W	8-7
	Notre Dame*	L	9-1
3/21	Notre Dame*	L	6-2
3/26	North Carolina*	Postponed	
	Middle Tennessee	W	10-1
3/27	North Carolina*	Postponed	
	North Carolina*	Postponed	
	Middle Tennessee	Canceled	
3/28	North Carolina*	Postponed	
	Middle Tennessee	Canceled	
4/1	Syracuse*	Postponed	
4/2	Syracuse*	Postponed	
	Syracuse*	Postponed	
4/3	Syracuse*	Postponed	
4/9	Louisville*	L	6-5
4/10	Louisville*	W	4-2 (11)
	Louisville*	L	10-2
4/11	Louisville*	W	12-2 (6)
4/16	#15 Virginia Tech*	W	6-4
4/17	#15 Virginia Tech*	L	4-3

## TOURNAMENT CODES

#	TOURNAMENT	LOCATION
2	Columbus Invitational	Columbus, Ga.
3	Southern Invitational	Birmingham, Ala.
4	Furman Spring Fling	Greenville, S.C.
5	Tar Heel Invitational	Chapel Hill, N.C.
#6	ACC Tournament	Tallahassee, Fla.
7	Louisiana Classic	Lafayette, La.
8	S.C. Round Robin Classic	Columbia, S.C.
9	Winthrop Invitational	Rock Hill, S.C.
10	Buzz Classic	Marietta, Ga.
11	Single Game	Chattanooga, Tenn.
12	Georgia State Tournament	Atlanta, Ga.
13	UTC Invite	Chattanooga, Tenn.
14	East Carolina Tournament	Greenville, N.C.
15	Samford Spring Invitational	Birmingham, Ala.
#16	ACC Tournament	Raleigh, N.C.
17	Triangle Tournament	Raleigh, N.C.
#18	ACC Tournament	Marietta, Ga.
19	Ole Miss Rebel Classic	Oxford, Miss.
20	USF Tournament	Tampa, Fla.
21	Georgia Tech Round Robin	Atlanta, Ga.
22	Bama Bash	Tuscaloosa, Ala.
23	National Invitational	San Jose, Calif.
24	Mardi Gras Classic	Monroe, La.
25	Speedline Invitational	Tampa, Fla.
26	FAU Worth Invitational	Boca Raton, Fla.
27	LSU Purple & Gold Challenge	Baton Rouge, La.
28	National Invitational	Pleasanton, Calif.
29	Gamecock Invitational	Columbia, S.C.
30	Cox Communications Classic	Gainesville, Fla.
31	Georgia State Invitational	Decatur, Ga.
32	National Invitational	Sunnyvale, Calif.
!33	NCAA Tournament	Tuscaloosa, Ala.
34	Lady Panther Invite	Panthersville, Ga.
35	NFCA Leadoff Classic	Columbus, Ga.
36	Hillenbrand Invitational	Tucson, Ariz.
!37	NCAA Tournament	Athens, Ga.
38	Yellow Jacket Invitational	Atlanta, Ga.
39	UCF Tournament	Orlando, Fla.
#40	ACC Tournament	College Park, Md.
41	USF adidas Invitational	Clearwater, Fla.
#42	ACC Tournament	Chapel Hill, N.C.
43	KSU Invitational	Kennesaw, Ga.
44	Buzz Classic	Woodstock, Ga.
145	NCAA Tournament	Gainesville, Fla.
46	Georgia St. 1st Pitch Classic	Panthersville, Ga.
47	Hamiton Inn Crimson Classic	Tuscaloosa, Ala.
48	USF Louisville Slugger Tournament	Tampa, Fla.
49	Mercer Spring Break Tournament	Macon, Ga.
50	Lipton Invitational	Gainesville, Fla.
51	Cathedral City Classic	Cathedral City, Calif.
52	USF DeMarini Tournament	Clearwater, Fla.
53	Louisville Slugger Desert Classic	Las Vegas, Nev.
54	Springhill Suites Buckhead Classic	Atlanta, Ga.
#55	ACC Tournament	Blacksburg, Va.
56	NTC Elite Tournament	Clermont, Fla.
57	Felsberg Memorial Tournament	Miami, Fla.
58	Single Game	Kennesaw, Ga.
59	Chanticleer Challenge	Myrtle Beach, S.C.
!60	NCAA Tournament	Knoxville, Tenn.
61	Kajikawa Classic	Tempe, Ariz.
62	ACC/SEC/Big 12 Challenge	Auburn, Ala.
63	NFCA Leadoff Classic	Clearwater, Fla.
64	GT-KSU Invite	Atlanta, Ga.
65	GT Classic	Atlanta, Ga.
66	Citrus Classic	Orlando, Fla.
67	FSU Unconquered Invite	Tallahassee, Fla.
68	GT-GSU Invite	Atlanta, Ga.
^69	ACC/BigTen Challenge	Atlanta, Ga.
70	Gaucho Classic	Santa Barbara, Calif.
71	Clearwater Spring Break Tournament	Tampa, Fla.
72	Kansas Round Robin	Lawrence, Kan.
73	Camel Stampede	Buies Creek, N.C.
74	Matador Clasic	Northridge, Calif.
75	River City Leadoff	Jacksonville, Fla.
76	Mississippi State Tournament	Starkville, Miss.
77	I-75 Challenge	Atlanta, Ga.
78	Buzz Classic	Atlanta, Ga.

\*2020 Season shortened due to COVID-19

HISTORY

# YEAR-BY-YEAR RESULTS\*\*\*

## ALL-TIME ACC TOURNAMENT RECORD

### BOSTON COLLEGE (3-0/1.000)

5/12/2006	n%	W, 7-3
5/11/2007	n!	W, 4-0
5/14/2010	n&	W, 8-0 (5)

### CLEMSON (0-1/.000)

5/13/2021	n+	L, 0-2
-----------	----	--------

### FLORIDA STATE (6-14/.300)

4/17/1992	a!	L, 0-6
4/16/1993	a!	L, 0-12
4/17/1993	a!	L, 0-11
4/22/1994	a!	L, 1-2
4/21/1995	a!	L, 1-2
4/22/1995	a!	L, 2-5
4/19/1996	n@	L, 4-5
5/11/2002	a!	W, 2-0
5/10/2003	a!	L, 3-5
5/14/2004	a!	L, 2-3
5/16/2004	a!	L, 1-3
5/11/2006	n%	L, 1-10 (5)
5/13/2006	n%	W, 4-3
5/13/2006	n%	L, 4-7
5/12/2007	a!	W, 7-3
5/10/2009	n@	W, 3-1
5/16/2010	n&	W, 8-4
5/11/2012	n%	W, 9-1
5/8/2014	a\$	L, 5-11
5/9/2019	a!	L, 0-7

### MARYLAND (3-5/.375)

4/19/1997	n#	L, 0-9 (6)
4/24/1998	n!	L, 0-4
5/15/1999	n!	L, 0-7
4/30/2000	n!	L, 1-2
5/11/2001	n@	L, 0-1
5/10/2002	n!	W, 1-0 (9)
5/15/2004	n!	W, 6-4
5/10/2007	n!	W, 5-1

### NORTH CAROLINA (7-3/.700)

4/16/1993	n!	W, 3-2
4/22/1994	n!	L, 0-4
4/17/1997	n#	L, 7-8
4/19/1997	n#	W, 3-2 (8)
5/15/1999	n!	W, 6-2
5/12/2002	n!	W, 6-2
5/9/2003	n!	W, 3-1
5/15/2004	n!	W, 4-0
5/15/2010	n&	W, 8-0 (5)
5/9/2013	n!	L, 2-6
5/10/2018	h	L, 1-6

### NC STATE (2-1/.667)

5/14/2004	n!	W, 2-1
5/12/2005	n\$	W, 2-0
5/8/2008	n\$	L, 0-1

### SYRACUSE (1-0/1.000)

5/12/2021	n+	W, 6-0
-----------	----	--------

### VIRGINIA (10-8/.556)

4/17/1990	n!	L, 3-10
4/21/1995	n!	W, 3-1
4/22/1995	n!	W, 7-4
4/19/1996	n@	L, 2-3
4/18/1997	n#	W, 7-2
4/23/1998	n!	L, 1-3
5/14/1999	n!	L, 0-4
4/29/2000	n!	L, 6-7 (9)
5/12/2001	n@	L, 2-3
5/10/2003	n!	L, 3-4
5/15/2004	n!	W, 4-1
5/14/2005	n\$	W, 3-0
5/12/2006	n%	W, 11-2 (5)
5/9/2008	n\$	W, 5-3
5/8/2009	n@	W, 7-0
5/13/2011	h	L, 6-0
5/10/2012	n%	W, 6-4
5/8/2019	n!	W, 8-0 (5)

### VIRGINIA TECH (3-1/.750)

5/15/2005	n\$	W, 1-0
5/13/2007	n!	L, 0-2
5/9/2009	n@	W, 14-4
5/12/2012	n%	W, 9-1 (5)

! – at Tallahassee, Fla.

@ – at Raleigh, N.C.

# – at Marietta, Ga.

\$ – at College Park, Md.

% – at Chapel Hill, N.C.

& – in Blacksburg, Va.

+ – in Louisville, Ky.

## ALL-TIME NCAA TOURNAMENT RECORD

### 2002 - TALLAHASSEE, FLA. (#5 SEED)

5/16	#2 Alabama	W, 3-1 (9)
5/17	#3 Florida State	W, 2-0
5/18	#6 Chattanooga	W, 3-0
5/19	#3 Florida State	L, 2-3 (9)
5/19	#3 Florida State	L, 1-6

### 2003 - TUSCALOOSA, ALA. (#5 SEED)

5/15	#4 Illinois	L, 3-5
5/15	#8 Southern	W, 9-0 (5)
5/16	#1 Stanford	W, 2-1 (9)
5/16	#6 Massachusetts	L, 0-2

### 2004 - ATHENS, GA. (#3 SEED)

5/20	#6 Massachusetts	W, 2-0
5/21	#2 Georgia	W, 3-2
5/22	#1 Stanford	L, 0-2
5/22	#2 Georgia	L, 1-9 (6)

### 2005 - ATHENS, GA. (#3 SEED)

5/20	#2 Kansas	W, 3-1 (9)
5/21	#1 Georgia	L, 1-8
5/21	#2 Kansas	W, 5-2
5/22	#1 Georgia	L, 1-2

### 2006 - TUSCALOOSA, ALA. (#2 SEED)

5/19	#3 Florida A&M	W, 9-3
5/20	#1 Alabama	L, 5-8
5/20	#3 Florida A&M	W, 10-7
5/21	#1 Alabama	L, 2-7

### 2007 - GAINESVILLE, FLA. (#2 SEED)

5/18	#3 Texas	W, 3-2
5/19	#1 Florida	L, 0-8 (5)
5/19	#3 Texas	L, 2-4

### 2008 - GAINESVILLE, FLA. (#4 SEED)

5/16	#1 Florida	L, 2-7
5/17	#2 South Florida	W, 9-2
5/17	#3 UCF	L, 1-7

### 2009 - ATLANTA, GA. (#1 SEED; #14 NATIONAL)

5/15	#4 Boston University	W, 5-1
5/16	#3 Auburn	W, 4-1
5/17	#4 Boston University	W, 7-2

### 2009 - ATLANTA, GA. (SUPER REGIONAL)

5/23	#3 Washington	L, 1-7
5/24	#3 Washington	L, 0-7

### 2010 - ATLANTA, GA. (#1 SEED; #8 NATIONAL)

5/21	#4 Jacksonville State	W, 5-3
5/22	#2 Oregon	L, 11-2 (5)
5/22	#3 Auburn	W, 4-1
5/23	#2 Oregon	L, 4-3 (8)

### 2011 - KNOXVILLE, TENN. (#2 SEED)

5/20	#3 Oklahoma State	L, 2-1
5/21	#4 Liberty	W, 4-3
5/21	#1 Tennessee	L, 7-0

### 2012 - TUSCALOOSA, ALA. (#2 SEED)

5/18	#3 South Alabama	L, 4-3
5/19	#4 UT-Martin	W, 9-1
5/19	#3 South Alabama	L, 10-1 (5)

Note: In 2005, NCAA switched from eight-team regionals to four.

### OVERALL: 19-19 (.500)

In Tallahassee, Fla.:	3-2 (.600)
In Tuscaloosa, Ala.:	5-6 (.455)
In Athens, Ga.:	4-4 (.500)
In Gainesville, Fla.:	2-4 (.333)
In Atlanta, Ga.:	5-4 (.555)
In Knoxville, Tenn.:	1-2 (.333)

### IN REGIONAL PLAY:

vs #1 seed:	1-8
vs #2 seed:	5-3
vs #3 seed:	6-9
vs #4 seed:	5-1
vs #6 seed:	2-1
vs #8 seed:	1-0
As National Seed (2009 & 2010):	5-4

# SERIES HISTORY

## AKRON

### GT TRAILS 1-2

DATE	LOCATION	W/L	SCORE
3/27/93	Rock Hill, S.C.	L	2-4
3/25/95	Rock Hill, S.C.	L	3-7
2/20/00	Raleigh, N.C.	W	6-1

### SERIES

Home: 0-0, Away: 0-0, Neutral: 1-2

## ALABAMA

### GT TRAILS 3-16

DATE	LOCATION	W/L	SCORE
4/20/98	Tuscaloosa, Ala.	L	1-7
4/20/98	Tuscaloosa, Ala.	L	2-10 (6)
2/25/00	Tuscaloosa, Ala.	L	3-9
5/16/02	Tallahassee, Fla.	W	3-1 (10)
4/26/03	Tuscaloosa, Ala.	L	2-3
4/26/03	Tuscaloosa, Ala.	W	2-1
4/13/04	Atlanta, Ga.	W	1-0
2/24/06	Columbus, Ga.	L	2-3
5/20/06	Tuscaloosa, Ala.	L	5-8
5/21/06	Tuscaloosa, Ala.	L	2-7
2/14/08	Tuscaloosa, Ala.	L	0-6
2/16/08	Tuscaloosa, Ala.	L	5-9
4/22/09	Atlanta, Ga.	L	0-8 (5)
4/22/09	Atlanta, Ga.	L	0-10 (6)
4/28/10	Tuscaloosa, Ala.	L	1-13 (5)
2/17/12	Auburn, Ala.	L	9-12
3/25/15	Tuscaloosa, Ala.	L	0-11 (6)
3/14/18	Atlanta, Ga.	L	1-3
3/27/19	Tuscaloosa, Ala.	L	3-4

### SERIES

Home: 1-3, Away: 1-11, Neutral: 1-2

## ALABAMA A&M

### GT LEADS 1-0

DATE	LOCATION	W/L	SCORE
4/6/05	Montgomery, Ala.	W	5-1

### SERIES

Home: 0-0, Away: 0-0, Neutral: 1-0

## ALCORN STATE

### GT LEADS 1-0

DATE	LOCATION	W/L	SCORE
2/24/19	Starkville, Miss.	W	8-4

### SERIES

Home: 0-0, Away: 0-0, Neutral: 1-0

## ARIZONA

### GT TRAILS 1-2

DATE	LOCATION	W/L	SCORE
2/26/00	Tuscaloosa, Ala.	L	0-12 (5)
3/6/04	Tucson, Ariz.	L	0-2
2/10/12	Tempe, Ariz.	W	2-1

### SERIES

Home: 0-0, Away: 0-1, Neutral: 1-1

## ARIZONA STATE

### GT TRAILS 0-1

DATE	LOCATION	W/L	SCORE
3/9/02	Pleasanton, Calif.	L	4-5

### SERIES

Home: 0-0, Away: 0-0, Neutral: 0-1

## ARKANSAS

### SERIES TIED 3-3

DATE	LOCATION	W/L	SCORE
2/17/01	Monroe, La.	L	2-3
3/21/01	Atlanta, Ga.	W	4-0
3/18/03	Fayetteville, Ark.	W	3-2
3/18/03	Fayetteville, Ark.	L	2-3
2/27/10	Columbus, Ga.	W	11-2 (5)
2/8/15	Boca Raton, Fla.	L	0-2

### SERIES

Home: 1-0, Away: 1-1, Neutral: 1-2

## AUBURN

### GT LEADS 6-5

DATE	LOCATION	W/L	SCORE
3/29/97	Marietta, Ga.	W	4-0
2/15/00	Auburn, Ala.	L	1-3
4/11/00	Atlanta, Ga.	W	4-3 (8)
3/19/02	Auburn, Ala.	L	1-9 (6)
3/19/02	Auburn, Ala.	W	2-1
4/23/03	Auburn, Ala.	L	0-2
5/2/03	Atlanta, Ga.	W	2-0
2/29/08	Columbus, Ga.	L	2-3
5/16/09	Atlanta, Ga.	W	4-1
5/22/10	Atlanta, Ga.	W	4-1
2/19/12	Auburn, Ala.	L	5-12

### SERIES

Home: 4-0, Away: 1-4, Neutral: 1-1

## AUGUSTA STATE

### GT LEADS 2-0

DATE	LOCATION	W/L	SCORE
4/3/91	Atlanta, Ga.	W	10-5 (5)
4/3/91	Atlanta, Ga.	W	5-2

### SERIES

Home: 2-0, Away: 0-0, Neutral: 0-0

## AUSTIN PEAY

### GT LEADS 3-1

DATE	LOCATION	W/L	SCORE
3/30/90	Birmingham, Ala.	L	1-5
4/6/91	Greenville, S.C.	W	6-1
3/19/04	Marietta, Ga.	W	3-1
3/4/06	Marietta, Ga.	W	14-6 (6)

### SERIES

Home: 0-0, Away: 0-0, Neutral: 3-1

## BALL STATE

### GT LEADS 2-0

DATE	LOCATION	W/L	SCORE
3/17/04	Atlanta, Ga.	W	2-1
3/17/04	Atlanta, Ga.	W	6-0

### SERIES

Home: 2-0, Away: 0-0, Neutral: 0-0

## BAPTIST

### GT TRAILS 1-3

DATE	LOCATION	W/L	SCORE
3/12/88	Atlanta, Ga.	L	1-12
3/2/89	Atlanta, Ga.	L	1-2
3/9/90	Atlanta, Ga.	W	2-0
3/9/90	Atlanta, Ga.	L	1-3

### SERIES

Home: 0-0, Away: 0-0, Neutral: 1-3

## BAYLOR

### GT LEADS 2-0

DATE	LOCATION	W/L	SCORE
3/21/06	Waco, Texas	W	8-0 (5)
2/23/07	Columbus, Ga.	W	10-7

### SERIES

Home: 0-0, Away: 1-0, Neutral: 1-0

## BELMONT

### GT LEADS 1-0

DATE	LOCATION	W/L	SCORE
3/13/11	Atlanta, Ga.	W	12-2 (5)

### SERIES

Home: 1-0, Away: 0-0, Neutral: 0-0

## BETHUNE COOKMAN

### GT LEADS 4-0

DATE	LOCATION	W/L	SCORE
3/20/96	Daytona Beach, Fla.	W	8-0
3/20/96	Daytona Beach, Fla.	W	5-1
2/12/05	Boca Raton, Fla.	W	4-0
2/13/05	Boca Raton, Fla.	W	2-1 (8)

### SERIES

Home: 0-0, Away: 0-0, Neutral: 4-0

## BOISE STATE

### GT LEADS 2-0

DATE	LOCATION	W/L	SCORE
2/12/21	Atlanta, Ga.	W	5-1
2/12/21	Atlanta, Ga.	W	10-2 (6)

### SERIES

Home: 2-0, Away: 0-0, Neutral: 0-0

## BOSTON COLLEGE

### GT LEADS 33-15

DATE	LOCATION	W/L	SCORE
2/8/03	Columbia, S.C.	W	7-4
2/9/03	Columbia, S.C.	W	2-1 (8)
2/11/05	Boca Raton, Fla.	W	6-2
4/15/06	Atlanta, Ga.	W	12-11
4/15/06	Atlanta, Ga.	W	10-4
4/16/06	Atlanta, Ga.	W	15-7 (5)
5/12/06	Chapel Hill, N.C.	W	7-3
4/21/07	Chestnut Hill, Mass.	W	4-3
4/21/07	Chestnut Hill, Mass.	W	6-3
4/22/07	Chestnut Hill, Mass.	W	12-0 (5)
5/11/07	Tallahassee, Fla.	W	4-0
4/19/08	Atlanta, Ga.	W	9-1 (6)
4/19/08	Atlanta, Ga.	L	2-3
4/20/08	Atlanta, Ga.	W	7-6
4/4/09	Chestnut Hill, Mass.	L	0-1
4/4/09	Chestnut Hill, Mass.	W	12-1 (5)
4/5/09	Chestnut Hill, Mass.	W	7-3
4/17/10	Atlanta, Ga.	W	9-0 (5)
4/17/10	Atlanta, Ga.	W	11-3 (5)
4/18/10	Atlanta, Ga.	W	4-0
5/14/10	Blacksburg, Va.	W	8-0 (5)
4/30/11	Chestnut Hill, Mass.	W	2-1
4/30/11	Chestnut Hill, Mass.	W	11-2 (5)
5/1/11	Chestnut Hill, Mass.	W	9-7
3/17/12	Atlanta, Ga.	W	8-0 (5)
3/17/12	Atlanta, Ga.	W	9-4
3/18/12	Atlanta, Ga.	W	4-0
5/4/13	Chestnut Hill, Mass.	W	12-3 (6)
5/4/13	Chestnut Hill, Mass.	W	10-5
5/5/13	Chestnut Hill, Mass.	W	12-3
3/1/14	Atlanta, Ga.	W	6-1
3/1/14	Atlanta, Ga.	L	3-13 (5)
3/2/14	Atlanta, Ga.	L	2-6
4/18/15	Chestnut Hill, Mass.	W	10-2 (5)
4/18/15	Chestnut Hill, Mass.	L	0-1

4/19/15	Chestnut Hill, Mass.	L	2-5
3/11/16	Atlanta, Ga.	L	4-8
3/12/16	Atlanta, Ga.	L	1-4 (11)
3/12/16	Atlanta, Ga.	L	0-9 (5)
4/22/17	Chestnut Hill, Mass.	L	2-6
4/22/17	Chestnut Hill, Mass.	L	2-4
4/23/17	Chestnut Hill, Mass.	L	3-8
5/4/18	Chestnut Hill, Mass.	L	6-8 (10)
5/5/18	Chestnut Hill, Mass.	W	6-0
5/5/18	Chestnut Hill, Mass.	L	3-4
3/6/20	Atlanta, Ga.	W	6-0
3/7/20	Atlanta, Ga.	L	0-6
3/8/20	Atlanta, Ga.	W	3-1

### SERIES

Home: 14-7, Away: 13-8, Neutral: 6-0

## BOSTON UNIVERSITY

### GT LEADS 4-1

DATE	LOCATION	W/L	SCORE
3/8/01	Tampa, Fla.	L	0-1 (8)
3/9/05	Atlanta, Ga.	W	12-0 (5)
3/10/06	Clearwater, Fla.	W	9-1 (5)
5/15/09	Atlanta, Ga.	W	5-1
5/17/09	Atlanta, Ga.	W	7-2

### SERIES

Home: 3-0, Away: 0-0, Neutral: 1-1

## BOWLING GREEN ST.

### GT LEADS 2-0

DATE	LOCATION	W/L	SCORE
3/11/11	Atlanta, Ga.	W	10-0 (5)
2/16/14	Atlanta, Ga.	W	3-0

### SERIES

Home: 2-0, Away: 0-0, Neutral: 0-0

## BRADLEY

### SERIES TIED 1-1

DATE	LOCATION	W/L	SCORE
4/1/95	Marietta, Ga.	L	0-3
3/1/03	Decatur, Ga.	W	8-0 (5)

### SERIES

Home: 0-0, Away: 0-0, Neutral: 1-1

## BROWN

### GT TRAILS 0-1

DATE	LOCATION	W/L	SCORE
3/29/00	Atlanta, Ga.	L	3-5

### SERIES

Home: 0-1, Away: 0-0, Neutral: 0-0

## BUTLER

### GT LEADS 1-0

DATE	LOCATION	W/L	SCORE
2/8/13	Atlanta, Ga.	W	24-4 (5)

### SERIES

Home: 1-0, Away: 0-0, Neutral: 0-0

## BYU

### GT LEADS 1-0

DATE	LOCATION	W/L	SCORE
2/19/10	Las Vegas, Nev.	W	10-9

# SERIES HISTORY

## CALIFORNIA

### GT TRAILS 0-5

DATE	LOCATION	W/L	SCORE
3/8/03	Sunnyvale, Calif.	L	0-1
2/21/10	Las Vegas, Nev.	L	1-4
2/22/13	Cathedral City, Calif.	L	0-8 (6)
2/9/17	San Juan, Puerto Rico	L	1-8
2/11/17	San Juan, Puerto Rico	L	8-10

### SERIES

Home: 0-0, Away: 0-0, Neutral: 0-5

## CAL POLY

### GT LEADS 2-1

DATE	LOCATION	W/L	SCORE
2/21/09	Cathedral City, Calif.	L	0-2
2/11/12	Tempe, Ariz.	W	8-5
3/24/18	Northridge, Calif.	W	2-1

### SERIES

Home: 0-0, Away: 0-0, Neutral: 2-1

## CAMPBELL

### GT LEADS 5-1

DATE	LOCATION	W/L	SCORE
2/25/91	Atlanta, Ga.	W	6-0
2/25/91	Atlanta, Ga.	W	3-0
2/20/98	Chapel Hill, N.C.	L	1-3
3/2/01	Atlanta, Ga.	W	12-2 (5)
2/23/18	Buies Creek, N.C.	W	6-2
2/25/18	Buies Creek, N.C.	W	8-2 (6)

### SERIES

Home: 3-0, Away: 2-0, Neutral: 0-1

## CANISIUS

### GT LEADS 3-2

DATE	LOCATION	W/L	SCORE
4/4/94	Atlanta, Ga.	W	8-0 (6)
4/4/94	Atlanta, Ga.	L	1-4
3/29/97	Marietta, Ga.	W	5-4
3/28/99	Marietta, Ga.	L	1-2 (8)
2/13/10	Clearwater, Fla.	W	9-0 (5)

### SERIES

Home: 1-1, Away: 0-0, Neutral: 2-1

## CENTENARY

### SERIES TIED 1-1

DATE	LOCATION	W/L	SCORE
4/17/94	Chattanooga, Tenn.	L	1-2
3/3/07	Woodstock, Ga.	W	8-1

### SERIES

Home: 0-0, Away: 0-0, Neutral: 1-1

## CENTRAL MICHIGAN

### GT TRAILS 0-1

DATE	LOCATION	W/L	SCORE
3/11/00	San Jose, Calif.	L	2-3

### SERIES

Home: 0-0, Away: 0-0, Neutral: 0-1

## CHARLESTON SOUTHERN

### GT LEADS 4-2

DATE	LOCATION	W/L	SCORE
3/8/91	Atlanta, Ga.	W	3-2
3/8/91	Atlanta, Ga.	L	5-7
3/6/92	Atlanta, Ga.	L	0-2
3/6/92	Atlanta, Ga.	W	2-0
3/23/02	Marietta, Ga.	W	6-2

3/18/05 Orlando, Fla. W 14-2 (6)

### SERIES

Home: 2-2, Away: 0-0, Neutral: 2-0

## CHATTANOOGA

### GT LEADS 17-5

DATE	LOCATION	W/L	SCORE
4/25/95	Chattanooga, Tenn.	L	2-3
4/25/95	Chattanooga, Tenn.	W	5-1
4/17/01	Chattanooga, Tenn.	L	1-3
4/17/01	Chattanooga, Tenn.	L	1-2
4/10/02	Atlanta, Ga.	W	5-1
4/10/02	Atlanta, Ga.	W	2-0
5/18/02	Tallahassee, Fla.	W	3-0
2/11/03	Chattanooga, Tenn.	W	2-0
2/11/03	Chattanooga, Tenn.	L	0-2
2/5/05	Atlanta, Ga.	W	6-0
2/5/05	Atlanta, Ga.	W	8-0 (5)
3/30/05	Chattanooga, Tenn.	L	0-1
3/30/05	Chattanooga, Tenn.	W	7-1
2/15/06	Atlanta, Ga.	W	7-2
2/15/06	Atlanta, Ga.	W	7-1
4/5/06	Chattanooga, Tenn.	W	11-7
4/5/06	Chattanooga, Tenn.	W	7-6
2/28/07	Atlanta, Ga.	W	8-0 (6)
2/28/07	Atlanta, Ga.	W	6-5
2/11/11	Clermont, Fla.	W	6-1
2/12/11	Clermont, Fla.	W	6-1
3/18/16	Tampa, Fla.	W	3-2

### SERIES

Home: 8-0, Away: 5-5, Neutral: 4-0

## CLEMSON

### GT TRAILS 0-4

DATE	LOCATION	W/L	SCORE
2/20/21	Atlanta, Ga.	L	2-5
2/21/21	Atlanta, Ga.	L	3-5
2/21/21	Atlanta, Ga.	L	4-5
5/13/21	Louisville, Ky.	L	0-2

### SERIES

Home: 0-3, Away: 0-0, Neutral: 0-1

## COASTAL CAROLINA

### SERIES TIED 6-6

DATE	LOCATION	W/L	SCORE
4/6/91	Greenville, S.C.	L	3-4 (8)
4/3/92	Greenville, S.C.	L	2-3
4/4/92	Greenville, S.C.	L	0-4
4/11/93	Chapel Hill, N.C.	L	6-8
3/25/94	Rock Hill, S.C.	W	2-1
4/9/94	Chapel Hill, N.C.	L	3-6
3/24/01	Marietta, Ga.	L	3-7
3/22/08	Conway, S.C.	W	2-1
3/22/08	Conway, S.C.	W	10-2 (5)
3/18/11	Conway, S.C.	W	12-0 (6)
2/9/13	Atlanta, Ga.	W	2-1
2/10/13	Atlanta, Ga.	W	11-3 (5)

### SERIES

Home: 2-0, Away: 3-0, Neutral: 1-6

## COLLEGE OF CHARLESTON

### SERIES TIED 1-1

DATE	LOCATION	W/L	SCORE
3/26/94	Rock Hill, S.C.	W	13-1 (5)
3/24/00	Marietta, Ga.	L	1-2

### SERIES

Home: 0-0, Away: 0-0, Neutral: 1-1

## COLUMBUS COLLEGE

### GT TRAILS 2-11

DATE	LOCATION	W/L	SCORE
3/10/87	Atlanta, Ga.	L	1-8
3/10/87	Atlanta, Ga.	L	3-6
4/14/87	Columbus, Ga.	L	2-4
4/14/87	Columbus, Ga.	L	5-6
4/5/88	Columbus, Ga.	L	0-10
4/5/88	Columbus, Ga.	L	0-4
4/9/88	Pensacola, Fla.	L	3-7
4/15/88	Columbus, Ga.	L	2-5
4/28/88	Columbus, Ga.	L	1-10
4/28/88	Columbus, Ga.	W	4-1
4/14/89	Columbus, Ga.	L	3-5
4/20/90	Columbus, Ga.	L	2-3 (9)
4/19/91	Columbus, Ga.	W	2-0

### SERIES

Home: 0-2, Away: 2-8, Neutral: 0-1

## CONNECTICUT

### GT LEADS 3-2

DATE	LOCATION	W/L	SCORE
3/22/00	Atlanta, Ga.	L	0-5
3/21/04	Marietta, Ga.	L	4-5
3/4/06	Marietta, Ga.	W	4-0
3/3/18	Atlanta, Ga.	W	5-0
3/3/18	Atlanta, Ga.	W	3-2

### SERIES

Home: 2-1, Away: 0-0, Neutral: 1-1

## CSUN

### GT TRAILS 0-1

DATE	LOCATION	W/L	SCORE
3/23/18	Northridge, Calif.	L	1-6

### SERIES

Home: 0-0, Away: 0-1, Neutral: 0-0

## DARTMOUTH

### GT LEADS 1-0

DATE	LOCATION	W/L	SCORE
3/7/10	Woodstock, Ga.	W	8-1

### SERIES

Home: 1-0, Away: 0-0, Neutral: 0-0

## DELAWARE STATE

### GT LEADS 1-0

DATE	LOCATION	W/L	SCORE
2/26/99	Greenville, N.C.	W	26-1 (5)

### SERIES

Home: 0-0, Away: 0-0, Neutral: 1-0

## DELTA STATE

### GT TRAILS 0-1

DATE	LOCATION	W/L	SCORE
4/11/87	Pensacola, Fla.	L	3-16

### SERIES

Home: 0-0, Away: 0-0, Neutral: 0-1

## DEPAUL

### GT TRAILS 4-5

DATE	LOCATION/W/LScore	W/L	SCORE
2/26/93	Lafayette, La.	W	4-3
2/26/00	Tuscaloosa, Ala.	L	0-4
2/28/04	Columbus, Ga.	W	5-1
2/23/07	Columbus, Ga.	W	8-3
3/2/08	Columbus, Ga.	L	1-2
2/24/12	Clearwater, Fla.	L	2-4
3/2/18	Atlanta, Ga.	W	2-1 (10)
3/2/18	Atlanta, Ga.	L	2-8
2/21/20	Birmingham, Ala.	L	0-8 (5)

### SERIES

Home: 1-1, Away: 0-0, Neutral: 3-4

## DETROIT MERCY

### GT LEADS 1-0

DATE	LOCATION	W/L	SCORE
3/4/18	Atlanta, Ga.	W	3-1

### SERIES

Home: 1-0, Away: 0-0, Neutral: 0-0

## DRAKE

### GT TRAILS 1-3

DATE	LOCATION	W/L	SCORE
3/28/98	Marietta, Ga.	W	5-3
2/25/00	Tuscaloosa, Ala.	L	3-8
2/26/00	Tuscaloosa, Ala.	L	2-5
2/18/01	Monroe, La.	L	1-2 (9)

### SERIES

Home: 0-0, Away: 0-0, Neutral: 1-3

## DREXEL

### GT LEADS 2-0

DATE	LOCATION	W/L	SCORE
4/3/93	Marietta, Ga.	W	3-1
3/30/96	Marietta, Ga.	W	4-3

### SERIES

Home: 0-0, Away: 0-0, Neutral: 2-0

## DUKE

### GT TRAILS 2-4

DATE	LOCATION	W/L	SCORE
4/6/18	Durham, N.C.	L	1-2 (8)
4/6/18	Durham, N.C.	W	4-3
4/8/18	Durham, N.C.	W	5-3
3/29/19	Atlanta, Ga.	L	5-9
3/30/19	Atlanta, Ga.	L	2-11 (6)
3/31/19	Atlanta, Ga.	L	6-8

### SERIES

Home: 0-3, Away: 2-1, Neutral: 0-0

## EAST CAROLINA

### GT TRAILS 8-9

DATE	LOCATION	W/L	SCORE
3/4/90	Atlanta, Ga.	L	1-8
3/13/91	Atlanta, Ga.	L	0-3
3/13/91	Atlanta, Ga.	L	1-2 (8)
4/6/91	Greenville, S.C.	W	8-6
4/13/91	Chapel Hill, N.C.	L	0-5
4/3/92	Greenville, S.C.	W	8-6 (8)
4/12/92	Chapel Hill, N.C.	L	1-7
4/11/93	Chapel Hill, N.C.	W	1-0
4/8/94	Chapel Hill, N.C.	W	3-0
2/23/97	Raleigh, N.C.	L	4-6
2/26/99	Greenville, N.C.	W	2-0
2/28/99	Greenville, N.C.	L	2-3
4/8/00	Atlanta, Ga.	L	0-11 (5)
4/9/00	Atlanta, Ga.	W	3-2
5/6/01	Greenville, N.C.	L	0-8 (5)
5/6/01	Greenville, N.C.	W	3

# SERIES HISTORY

## SERIES

Home: 1-0, Away: 0-0, Neutral: 1-0

## EASTERN KENTUCKY

### GT LEADS 4-1

DATE	LOCATION	W/L	SCORE
3/25/95	Rock Hill, S.C.	L	0-1
2/19/00	Raleigh, N.C.	W	11-1 (5)
2/21/04	Panthersville, Ga.	W	2-0
2/19/05	Panthersville, Ga.	W	7-0
2/19/06	Panthersville, Ga.	W	8-0 (5)

## SERIES

Home: 0-0, Away: 0-0, Neutral: 4-1

## EASTERN MICHIGAN

### GT LEADS 4-3

DATE	LOCATION	W/L	SCORE
2/19/94	Columbia, S.C.	L	2-9
2/20/94	Columbia, S.C.	L	1-7
3/1/96	Greenville, N.C.	L	1-3
3/2/01	Atlanta, Ga.	W	3-0
3/6/01	Atlanta, Ga.	W	8-0 (6)
3/6/01	Atlanta, Ga.	W	3-2
2/8/13	Atlanta, Ga.	W	12-0

## SERIES

Home: 4-0, Away: 0-0, Neutral: 0-3

## ELON

### GT LEADS 2-1

DATE	LOCATION	W/L	SCORE
3/13/99	Atlanta, Ga.	W	4-3 (8)
2/18/00	Raleigh, N.C.	W	6-3
3/4/12	Woodstock, Ga.	L	3-6

## SERIES

Home: 1-0, Away: 0-0, Neutral: 1-1

## EVANSVILLE

### GT LEADS 5-2

DATE	LOCATION	W/L	SCORE
3/27/97	Atlanta, Ga.	W	3-2 (9)
3/27/97	Atlanta, Ga.	L	5-8
3/7/99	Atlanta, Ga.	L	1-4 (5)
2/19/05	Panthersville, Ga.	W	6-5
2/20/05	Panthersville, Ga.	W	1-0
2/18/07	Kennesaw, Ga.	W	7-5
3/4/11	Woodstock, Ga.	W	18-1 (5)

## SERIES

Home: 1-2, Away: 0-0, Neutral: 4-0

## FAIRFIELD

### SERIES TIED 1-1

DATE	LOCATION	W/L	SCORE
2/23/18	Buies Creek, N.C.	L	3-4
2/24/18	Buies Creek, N.C.	W	13-4 (5)

## SERIES

Home: 0-0, Away: 0-0, Neutral: 1-1

## FIU

### GT TRAILS 0-3

DATE	LOCATION	W/L	SCORE
2/23/02	Boca Raton, Fla.	L	1-2
2/18/11	Miami, Fla.	L	1-9
2/20/11	Miami, Fla.	L	3-4 (6)

## SERIES

Home: 0-0, Away: 0-2, Neutral: 0-1

## FLORIDA

### GT TRAILS 1-6

DATE	LOCATION	W/L	SCORE
2/20/03	Gainesville, Fla.	L	2-9
2/24/07	Columbus, Ga.	L	1-5
5/19/07	Gainesville, Fla.	L	0-8 (5)
5/16/08	Gainesville, Fla.	L	2-7
2/15/09	Gainesville, Fla.	L	1-11 (6)
2/13/10	Clearwater, Fla.	W	3-0
2/23/13	Cathedral City, Calif.	L	3-5

## SERIES

Home: 0-0, Away: 0-4, Neutral: 1-2

## FLORIDA A&M

### GT LEADS 7-2

DATE	LOCATION	W/L	SCORE
4/22/91	Atlanta, Ga.	W	9-1
4/22/91	Atlanta, Ga.	W	9-1
3/7/93	Atlanta, Ga.	W	8-1
3/7/93	Atlanta, Ga.	W	6-3
3/25/00	Marietta, Ga.	L	2-4
3/6/05	Marietta, Ga.	W	11-3 (5)
5/19/06	Tuscaloosa, Ala.	W	9-3
5/20/06	Tuscaloosa, Ala.	W	10-7
2/9/18	Gulf Shores, Ala.	L	6-8

## SERIES

Home: 4-0, Away: 0-0, Neutral: 3-2

## FLORIDA ATLANTIC

### SERIES TIED 4-4

DATE	LOCATION	W/L	SCORE
4/6/96	Birmingham, Ala.	W	3-1
3/28/98	Marietta, Ga.	L	2-4 (8)
3/28/98	Marietta, Ga.	L	0-2
2/21/02	Boca Raton, Fla.	L	0-1
2/12/05	Boca Raton, Fla.	W	10-4
2/13/09	Gainesville, Fla.	W	13-2 (5)
2/11/11	Clermont, Fla.	W	3-2
2/7/15	Boca Raton, Fla.	L	0-2

## SERIES

Home: 0-0, Away: 1-2, Neutral: 3-2

## FLORIDA GULF COAST

### GT LEADS 1-0

DATE	LOCATION	W/L	SCORE
2/14/10	Clearwater, Fla.	W	10-5

## SERIES

Home: 0-0, Away: 0-0, Neutral: 1-0

## FLORIDA STATE

### GT TRAILS 26-65

DATE	LOCATION	W/L	SCORE
3/30/90	Birmingham, Ala.	L	0-10 (5)
4/11/92	Chapel Hill, N.C.	L	0-10 (6)
4/17/92	Tallahassee, Fla.	L	0-6
3/6/93	Tallahassee, Fla.	L	0-3
3/6/93	Tallahassee, Fla.	L	0-2
4/16/93	Tallahassee, Fla.	L	0-12
4/17/93	Tallahassee, Fla.	L	0-11
3/6/94	Tallahassee, Fla.	L	1-6
3/6/94	Tallahassee, Fla.	L	1-2
4/9/94	Chapel Hill, N.C.	L	0-11 (6)
4/22/94	Tallahassee, Fla.	L	1-2
2/25/95	Atlanta, Ga.	L	4-9
2/25/95	Atlanta, Ga.	L	1-10
4/21/95	Tallahassee, Fla.	L	1-2
4/21/95	Tallahassee, Fla.	L	2-5
3/23/96	Tallahassee, Fla.	L	0-2
3/23/96	Tallahassee, Fla.	W	3-1
4/19/96	Raleigh, N.C.	L	4-5
3/23/97	Atlanta, Ga.	L	1-5

3/23/97	Atlanta, Ga.	L	5-8
4/5/98	Tallahassee, Fla.	L	2-3
4/5/98	Tallahassee, Fla.	L	1-4
4/3/99	Atlanta, Ga.	L	0-7
4/3/99	Atlanta, Ga.	L	5-8
4/1/00	Tallahassee, Fla.	W	2-1
4/1/00	Tallahassee, Fla.	W	8-2
3/31/01	Atlanta, Ga.	L	0-7
3/31/01	Atlanta, Ga.	W	2-1 (8)
4/13/02	Tallahassee, Fla.	L	3-7
4/13/02	Tallahassee, Fla.	L	2-4
5/11/02	Tallahassee, Fla.	W	2-0
5/17/02	Tallahassee, Fla.	W	2-0
5/19/02	Tallahassee, Fla.	L	2-3 (9)
5/19/02	Tallahassee, Fla.	L	1-6
5/4/03	Atlanta, Ga.	L	0-4
5/4/03	Atlanta, Ga.	L	0-6
5/10/03	Atlanta, Ga.	L	3-5
4/3/04	Tallahassee, Fla.	L	0-4
4/3/04	Tallahassee, Fla.	L	1-2
5/14/04	Tallahassee, Fla.	L	2-3
5/16/04	Tallahassee, Fla.	L	1-3
3/26/05	Atlanta, Ga.	W	2-0
3/26/05	Atlanta, Ga.	W	3-1
3/27/05	Atlanta, Ga.	W	5-0
4/1/06	Tallahassee, Fla.	L	1-9 (5)
4/1/06	Tallahassee, Fla.	W	8-3
4/2/06	Tallahassee, Fla.	L	4-7
5/11/06	Chapel Hill, N.C.	L	1-10 (5)
5/13/06	Chapel Hill, N.C.	W	4-3
5/13/06	Chapel Hill, N.C.	L	4-7
4/7/07	Atlanta, Ga.	L	0-8
4/7/07	Atlanta, Ga.	W	9-1 (6)
4/8/07	Atlanta, Ga.	W	7-6
5/12/07	Tallahassee, Fla..	W	7-3
4/12/08	Tallahassee, Fla.	W	5-2
4/12/08	Tallahassee, Fla.	L	2-10 (5)
4/13/08	Tallahassee, Fla.	W	6-2
3/28/09	Atlanta, Ga.	W	8-3
3/28/09	Atlanta, Ga.	W	3-0
3/29/09	Atlanta, Ga.	L	4-5 (8)
5/10/09	Raleigh, N.C.	W	3-1
4/24/10	Tallahassee, Fla.	W	14-1
4/24/10	Tallahassee, Fla.	L	2-6
4/25/10	Tallahassee, Fla.	W	5-2
5/16/10	Blacksburg, Va.	W	8-4
5/7/11	Atlanta, Ga.	W	11-3 (5)
5/7/11	Atlanta, Ga.	W	7-2
5/8/11	Atlanta, Ga.	L	4-9
4/15/12	Tallahassee, Fla.	W	5-4
4/15/12	Tallahassee, Fla.	L	6-7
4/16/12	Tallahassee, Fla.	L	3-4
5/11/12	Chapel Hill, N.C.	W	9-1
4/27/13	Atlanta, Ga.	L	4-1 (8)
4/27/13	Atlanta, Ga.	L	1-8 (6)
4/26/14	Tallahassee, Fla.	L	1-5
4/26/14	Tallahassee, Fla.	L	0-4
4/27/14	Tallahassee, Fla.	L	0-3
5/8/14	College Park, Md.	L	5-11
4/25/15	Atlanta, Ga.	L	1-2 (8)
4/25/15	Atlanta, Ga.	L	2-3
4/26/15	Atlanta, Ga.	L	1-8
3/3/17	Tallahassee, Fla.	L	0-4
3/4/17	Tallahassee, Fla.	L	8-13
3/5/17	Tallahassee, Fla.	L	0-8 (5)
3/30/18	Atlanta, Ga.	L	2-13 (5)
3/31/18	Atlanta, Ga.	L	2-4
4/1/18	Atlanta, Ga.	L	3-11 (6)
5/9/19	Tallahassee, Fla.	L	0-7
2/18/21	Atlanta, Ga.	L	1-8
2/18/21	Atlanta, Ga.	L	3-7
2/19/21	Atlanta, Ga.	L	4-5

## SERIES

Home: 10-24, Away: 12-34, Neutral: 4-7

## FORDHAM

### GT LEADS 5-2

DATE	LOCATION	W/L	SCORE
3/7/99	Atlanta, Ga.	W	12-2 (5)
3/13/10	Atlanta, Ga.	L	1-2 (8)

2/12/11	Clermont, Fla.	W	6-0
2/13/11	Clermont, Fla.	W	3-1
3/1/13	Orlando, Fla.	L	10-11 (9)
3/1/19	Atlanta, Ga.	W	1-0
3/1/19	Atlanta, Ga.	W	4-3

## SERIES

Home: 3-1, Away: 0-0, Neutral: 2-1

## FRESNO STATE

### GT LEADS 1-0

DATE	LOCATION	W/L	SCORE
2/29/04	Columbus, Ga.	W	8-0 (6)

## SERIES

Home: 0-0, Away: 0-0, Neutral: 1-0

## FURMAN

### GT LEADS 25-18

DATE	LOCATION	W/L	SCORE
4/28/87	Greenville, S.C.	L	0-10
4/28/87	Greenville, S.C.	L	3-11
2/18/90	Greenville, S.C.	L	0-4
2/18/90	Greenville, S.C.	L	3-13 (5)
4/6/91	Greenville, S.C.	L	1-7
3/27/92	Birmingham, Ala.	L	0-3
4/22/92	Atlanta, Ga.	W	2-0
4/22/92	Atlanta, Ga.	L	3-4
3/10/93	Greenville, S.C.	L	0-3
3/10/93	Greenville, S.C.	L	2-4
3/10/94	Atlanta, Ga.	W	5-0
3/10/94	Atlanta, Ga.	L	1-2
4/15/95	Chattanooga, Tenn.	L	5-7 (11)
4/10/96	Atlanta, Ga.	L	2-4
4/10/96	Atlanta, Ga.	L	6-7
4/1/97	Greenville, S.C.	W	4-3
4/1/97	Greenville, S.C.	L	2-5
4/15/98	Atlanta, Ga.	W	3-0
4/15/98	Atlanta, Ga.	W	4-3
2/17/99	Greenville, S.C.	L	0-1
2/14/99	Greenville, S.C.	W	8-1
2/23/00	Atlanta, Ga.	L	0-6
2/23/00	Atlanta, Ga.	W	7-1
2/13/01	Greenville, S.C.	W	3-1
2/13/01	Greenville, S.C.	W	2-1 (6)
2/13/02	Atlanta, Ga.	L	0-3
2/13/02	Atlanta, Ga.	W	6-1
2/18/03	Greenville, S.C.	W	4-0
2/18/03	Greenville, S.C.	W	1-0
2/17/04	Atlanta, Ga.	W	8-0 (6)
2/17/04	Atlanta, Ga.	W	2-0
2/16/05	Greenville, S.C.	W	10-0
4/12/06	Atlanta, Ga.	W	6-5
4/12/06	Atlanta, Ga.	W	11-3 (6)
4/4/07	Greenville, S.C.	W	5-0
4/4/07	Greenville, S.C.	W	8-1
3/25/08	Atlanta, Ga.	W	7-0
3/25/08	Atlanta, Ga.	W	9-0 (5)
2/8/09	Greenville, S.C.	L	1-2
2/8/09	Greenville, S.C.	W	9-1
2/15/12	Atlanta, Ga.	W	4-2
2/15/12	Atlanta, Ga.	W	8-2
3/20/19	Greenville, S.C.	W	14-2 (5)

# SERIES HISTORY

2/20/07 Atlanta, Ga. W 9-4

## SERIES

Home: 7-0, Away: 2-0, Neutral: 0-0

## GEORGE MASON

### GT LEADS 6-2

DATE	LOCATION	W/L	SCORE
3/12/89	Atlanta, Ga.	W	4-2
3/12/89	Atlanta, Ga.	L	1-2
3/11/90	Atlanta, Ga.	W	4-3 (8)
3/11/90	Atlanta, Ga.	L	1-4
3/11/91	Atlanta, Ga.	W	5-3
3/11/91	Atlanta, Ga.	W	5-2
4/15/95	Chattanooga, Tenn.	W	8-1
3/1/96	Greenville, N.C.	W	11-3

## SERIES

Home: 4-2, Away: 0-0, Neutral: 2-0

## GEORGETOWN

### GT LEADS 1-0

DATE	LOCATION	W/L	SCORE
2/17/07	Kennesaw, Ga.	W	17-0 (5)

## SERIES

Home: 0-0, Away: 0-0, Neutral: 1-0

## GEORGIA

### GT TRAILS 10-33

DATE	LOCATION	W/L	SCORE
3/2/97	Atlanta, Ga.	L	2-8
4/21/98	Atlanta, Ga.	L	0-2
4/14/99	Athens, Ga.	L	2-3 (8)
4/28/99	Atlanta, Ga.	L	0-10 (5)
3/2/01	Atlanta, Ga.	L	1-7
3/2/01	Atlanta, Ga.	W	6-5
4/11/01	Athens, Ga.	L	4-5
4/11/01	Athens, Ga.	L	2-3
4/28/02	Atlanta, Ga.	L	0-1
4/28/02	Atlanta, Ga.	W	2-1
4/2/03	Athens, Ga.	L	0-6
4/2/03	Athens, Ga.	L	0-1
3/31/04	Atlanta, Ga.	L	1-3
5/21/04	Athens, Ga.	W	3-2
5/22/04	Athens, Ga.	L	1-9 (6)
4/19/05	Athens, Ga.	W	4-3
5/21/05	Athens, Ga.	L	1-8
5/22/05	Athens, Ga.	L	1-2
3/29/06	Atlanta, Ga.	W	6-4
3/29/06	Atlanta, Ga.	L	7-15
3/28/07	Athens, Ga.	W	5-4
3/28/07	Athens, Ga.	W	4-1
4/9/08	Atlanta, Ga.	W	6-4
4/9/08	Atlanta, Ga.	W	4-3
4/8/09	Athens, Ga.	L	5-7
4/7/10	Atlanta, Ga.	L	4-5
4/21/10	Athens, Ga.	L	3-6
3/30/11	Athens, Ga.	L	2-10 (5)
4/13/11	Atlanta, Ga.	L	8-10
3/14/12	Atlanta, Ga.	W	2-0
3/13/13	Atlanta, Ga.	L	1-14
4/3/13	Athens, Ga.	L	1-20 (5)
4/2/14	Athens, Ga.	L	7-9
4/16/14	Atlanta, Ga.	L	1-15 (5)
3/18/15	Atlanta, Ga.	L	0-14 (5)
4/8/15	Athens, Ga.	L	0-3
3/29/16	Athens, Ga.	L	0-5
4/13/16	Atlanta, Ga.	L	0-15 (5)
4/12/17	Athens, Ga.	L	2-7
4/4/18	Atlanta, Ga.	L	0-1
3/6/19	Atlanta, Ga.	L	4-16 (6)
4/17/19	Athens, Ga.	L	0-7
2/28/21	Atlanta, Ga.	L	0-11 (5)

## SERIES

Home: 6-16, Away: 4-17, Neutral: 0-0

## GEORGIA COLLEGE

### GT LEADS 5-0

DATE	LOCATION	W/L	SCORE
2/27/91	Atlanta, Ga.	W	6-4
2/27/91	Atlanta, Ga.	W	3-1
3/26/91	Milledgeville, Ga.	W	7-5
3/26/91	Milledgeville, Ga.	W	11-3
4/6/91	Greenville, S.C.	W	4-0

## SERIES

Home: 2-0, Away: 2-0, Neutral: 1-0

## GEORGIA SOUTHERN

### GT LEADS 55-14

DATE	LOCATION	W/L	SCORE
3/7/87	Atlanta, Ga.	L	2-7
3/7/87	Atlanta, Ga.	W	6-4
3/28/88	Statesboro, Ga.	W	5-3
3/28/88	Statesboro, Ga.	L	5-10
4/13/89	Atlanta, Ga.	W	2-0 (10)
4/13/89	Atlanta, Ga.	L	0-4
4/15/91	Statesboro, Ga.	L	1-2
4/15/91	Statesboro, Ga.	W	8-1
4/26/92	Atlanta, Ga.	W	2-0
4/26/92	Atlanta, Ga.	W	4-3
4/21/93	Statesboro, Ga.	W	11-4
4/21/93	Statesboro, Ga.	L	3-6
4/30/94	Atlanta, Ga.	W	8-0 (5)
4/30/94	Atlanta, Ga.	W	4-2
3/24/95	Rock Hill, S.C.	W	4-3 (8)
3/31/95	Marietta, Ga.	W	2-1
4/11/95	Statesboro, Ga.	W	5-1
4/11/95	Statesboro, Ga.	W	5-3
4/23/96	Atlanta, Ga.	W	9-1
4/23/96	Atlanta, Ga.	W	5-4
3/1/97	Atlanta, Ga.	L	4-6 (8)
3/15/97	Statesboro, Ga.	L	1-2
3/15/97	Statesboro, Ga.	W	5-1
2/15/98	Atlanta, Ga.	L	4-5
2/15/98	Atlanta, Ga.	W	9-8
3/29/98	Marietta, Ga.	W	2-0
4/8/98	Atlanta, Ga.	L	1-13 (5)
4/8/98	Atlanta, Ga.	W	4-1
2/10/99	Statesboro, Ga.	L	2-4
2/10/99	Statesboro, Ga.	W	3-2
4/7/99	Atlanta, Ga.	W	5-3
4/7/99	Atlanta, Ga.	W	6-5
2/12/00	Statesboro, Ga.	W	7-1 (9)
2/12/00	Statesboro, Ga.	W	10-8
4/5/00	Atlanta, Ga.	W	2-1
4/5/00	Atlanta, Ga.	W	4-0
2/10/01	Statesboro, Ga.	L	1-9 (5)
2/10/01	Statesboro, Ga.	W	2-1
4/4/01	Atlanta, Ga.	L	2-4
4/4/01	Atlanta, Ga.	W	2-1 (10)
2/16/02	Statesboro, Ga.	W	1-0 (9)
2/16/02	Statesboro, Ga.	W	6-0
4/3/02	Atlanta, Ga.	W	7-3
4/3/02	Atlanta, Ga.	W	4-0
2/16/03	Atlanta, Ga.	W	7-2
4/21/03	Statesboro, Ga.	W	4-2
4/21/03	Statesboro, Ga.	W	6-1
3/3/04	Atlanta, Ga.	L	1-3
3/3/04	Atlanta, Ga.	W	6-0
4/21/04	Statesboro, Ga.	W	1-0
4/21/04	Statesboro, Ga.	W	1-0
2/9/05	Statesboro, Ga.	W	6-1
4/27/05	Atlanta, Ga.	W	2-0
4/11/06	Atlanta, Ga.	W	8-0 (5)
4/26/06	Statesboro, Ga.	W	3-2
4/26/06	Statesboro, Ga.	W	3-0
2/10/07	Atlanta, Ga.	W	7-2
2/10/07	Atlanta, Ga.	W	8-0 (6)
4/16/08	Statesboro, Ga.	W	5-0
4/16/08	Statesboro, Ga.	W	10-4
3/24/09	Atlanta, Ga.	W	9-1 (6)
3/24/09	Atlanta, Ga.	L	5-6
4/13/10	Atlanta, Ga.	W	14-2 (5)
4/13/10	Atlanta, Ga.	W	5-4

3/15/11	Atlanta, Ga.	W	13-0 (5)
3/15/11	Atlanta, Ga.	W	10-0 (5)
4/10/12	Atlanta, Ga.	W	1-0
4/10/12	Atlanta, Ga.	W	5-1
4/19/17	Atlanta, Ga.	W	12-4 (6)

## SERIES

Home: 31-8, Away: 21-6, Neutral: 3-0

## GEORGIA STATE

### GT LEADS 50-25

DATE	LOCATION	W/L	SCORE
4/16/87	Atlanta, Ga.	L	0-10
4/16/87	Atlanta, Ga.	L	0-11
4/20/88	Decatur, Ga.	L	1-7
4/20/88	Decatur, Ga.	L	1-8
4/18/89	Atlanta, Ga.	L	3-4 (9)
4/18/89	Atlanta, Ga.	W	6-5
4/15/90	Decatur, Ga.	L	1-7
4/15/90	Decatur, Ga.	L	0-1 (9)
3/7/91	Atlanta, Ga.	W	2-1 (8)
3/7/91	Atlanta, Ga.	W	2-1
3/28/92	Birmingham, Ala.	W	4-1
3/28/92	Birmingham, Ala.	W	7-3
4/25/95	Decatur, Ga.	L	2-5
4/25/95	Decatur, Ga.	W	3-2
4/3/93	Marietta, Ga.	L	0-7
4/14/93	Atlanta, Ga.	W	2-1
4/14/93	Atlanta, Ga.	W	2-1
4/20/93	Decatur, Ga.	L	5-6
4/20/93	Decatur, Ga.	W	3-2
4/12/94	Atlanta, Ga.	W	15-2
4/12/94	Atlanta, Ga.	W	5-0
4/5/95	Decatur, Ga.	L	2-6
4/5/95	Decatur, Ga.	L	2-5
4/9/96	Atlanta, Ga.	L	2-3
4/9/96	Atlanta, Ga.	W	3-1
4/5/97	Decatur, Ga.	L	3-4
4/5/97	Decatur, Ga.	W	6-3
3/10/98	Atlanta, Ga.	W	2-1
4/28/98	Atlanta, Ga.	W	6-3
4/25/00	Atlanta, Ga.	L	1-3
4/25/00	Atlanta, Ga.	L	0-2
2/21/01	Decatur, Ga.	W	9-0 (5)
2/21/01	Decatur, Ga.	W	3-1
3/2/01	Atlanta, Ga.	W	10-7
2/20/02	Atlanta, Ga.	W	5-3
2/20/02	Atlanta, Ga.	W	5-2
3/2/03	Gainesville, Fla.	L	2-3
3/2/03	Gainesville, Fla.	W	11-2 (5)
3/12/03	Decatur, Ga.	W	5-1
3/12/03	Decatur, Ga.	W	7-3
2/21/04	Panthersville, Ga.	W	6-0
2/22/04	Panthersville, Ga.	W	8-0 (5)
4/7/04	Atlanta, Ga.	W	3-0
4/7/04	Atlanta, Ga.	W	8-0 (6)
2/20/05	Panthersville, Ga.	W	3-1
4/20/05	Panthersville, Ga.	W	7-0
2/18/06	Panthersville, Ga.	W	12-4 (5)
2/19/06	Panthersville, Ga.	W	9-4
4/25/07	Panthersville, Ga.	W	6-2
4/25/07	Panthersville, Ga.	W	4-1
2/9/08	Panthersville, Ga.	L	3-11 (6)
4/23/08	Atlanta, Ga.	W	9-1 (5)
4/23/08	Atlanta, Ga.	W	4-1
2/7/09	Panthersville, Ga.	W	8-1
2/7/09	Panthersville, Ga.	W	7-1
3/26/09	Atlanta, Ga.	W	8-0 (5)
3/26/09	Atlanta, Ga.	W	6-0
3/9/10	Panthersville, Ga.	W	7-3
3/14/10	Atlanta, Ga.	W	7-1
3/1/11	Panthersville, Ga.	W	3-0
3/13/11	Atlanta, Ga.	W	1-0
2/29/12	Panthersville, Ga.	L	1-2
4/11/12	Atlanta, Ga.	W	3-2
2/23/14	Atlanta, Ga.	W	5-1
4/8/14	Atlanta, Ga.	L	5-10
3/24/15	Panthersville, Ga.	L	6-7
2/17/16	Panthersville, Ga.	L	2-3 (12)
4/6/16	Atlanta, Ga.	W	4-3
2/15/17	Panthersville, Ga.	W	8-3

3/29/17	Atlanta, Ga.	L	5-9
2/14/18	Panthersville, Ga.	L	2-5
3/28/18	Atlanta, Ga.	L	2-3
2/13/19	Atlanta, Ga.	W	8-3
4/3/19	Panthersville, Ga.	W	12-6
2/14/21	Atlanta, Ga.	W	8-0 (5)

## SERIES

Home: 25-9, Away: 22-14, Neutral: 3-2

## GREENSBORO

### GT LEADS 1-0

DATE	LOCATION	W/L	SCORE
3/12/88	Atlanta, Ga.	W	10-5

## SERIES

Home: 1-0, Away: 0-0, Neutral: 0-0

## HARTFORD

### GT TRAILS 0-1

DATE	LOCATION	W/L	SCORE
3/19/16	Tampa, Fla.	L	3-4

## SERIES

Home: 0-0, Away: 0-0, Neutral: 0-1

## HARVARD

### GT LEADS 5-0

DATE	LOCATION	W/L	SCORE
3/27/01	Atlanta, Ga.	W	3-2 (9)
3/27/01	Atlanta, Ga.	W	4-1
3/22/02	Marietta, Ga.	W	5-2
3/26/03	Atlanta, Ga.	W	5-2
3/26/03	Atlanta, Ga.	W	3-2 (8)

## SERIES

Home: 4-0, Away: 0-0, Neutral: 1-0

## HAWAII

### GT LEADS 1-0

DATE	LOCATION	W/L	SCORE
2/20/10	Las Vegas, Nev.	W	11-2 (6)

## SERIES

Home: 0-0, Away: 0-0, Neutral: 1-0

## HIWASSEE

### GT LEADS 2-0

DATE	LOCATION	W/L	SCORE
4/16/90	Atlanta, Ga.	W	7-0
4/16/90	Atlanta, Ga.	W	2-0

## SERIES

Home: 2-0, Away: 0-0, Neutral: 0-0

## HOFSTRA

### GT LEADS 4-2

DATE	LOCATION	W/L	SCORE
2/26/06	Columbus, Ga.	W	3-1
3/11/07	Clearwater, Fla.	L	7-9
2/22/08	Tampa, Fla.	L	0-4
3/1/08	Columbus, Ga.	W	7-2
3/2/19	Atlanta, Ga.	W	8-1
3/2/19	Atlanta, Ga.	W	2-1

## SERIES

Home: 2-0, Away: 0-0, Neutral: 2-2



## SERIES HISTORY

DATE	LOCATION	W/L	SCORE
3/14/07	Atlanta, Ga.	W	2-1
2/23/10	Houston, Texas	W	7-1
2/23/10	Houston, Texas	L	1-2

### SERIES

Home: 1-0, Away: 1-1, Neutral: 0-0

## HUNTINGDON

### GT TRAILS 0-1

DATE	LOCATION	W/L	SCORE
3/5/88	Atlanta, Ga.	L	4-10

### SERIES

Home: 0-1, Away: 0-0, Neutral: 0-0

## ILLINOIS

### GT TRAILS 3-7

DATE	LOCATION	W/L	SCORE
3/23/02	Marietta, Ga.	W	3-0
2/21/03	Gainesville, Fla.	L	2-3 (8)
5/15/03	Tuscaloosa, Ala.	L	3-5
2/18/11	Miami, Fla.	W	5-4
2/24/13	Cathedral City, Calif.	W	1-0
2/10/17	San Juan, Puerto Rico	L	1-10
2/11/17	San Juan, Puerto Rico	L	2-4
2/26/17	Atlanta, Ga.	L	6-10
2/15/19	Atlanta, Ga.	L	10-15 (6)
2/16/19	Atlanta, Ga.	L	3-7

### SERIES

Home: 0-3, Away: 0-0, Neutral: 3-4

## ILLINOIS - CHICAGO

### GT TRAILS 2-5

DATE	LOCATION	W/L	SCORE
4/15/95	Chattanooga, Tenn.	L	2-7
2/21/97	Raleigh, N.C.	L	2-11 (5)
2/20/98	Chapel Hill, N.C.	L	1-4
2/20/00	Raleigh, N.C.	W	2-1
3/23/01	Marietta, Ga.	L	3-4 (8)
3/11/06	Clearwater, Fla.	W	5-2
3/10/07	Clearwater, Fla.	L	3-4

### SERIES

Home: 0-0, Away: 0-0, Neutral: 2-5

## ILLINOIS STATE

### GT LEADS 1-0

DATE	LOCATION	W/L	SCORE
2/26/12	Clearwater, Fla.	W	6-0

### SERIES

Home: 0-0, Away: 0-0, Neutral: 1-0

## INDIANA

### GT LEADS 6-3

DATE	LOCATION	W/L	SCORE
3/15/00	Atlanta, Ga.	W	10-3
3/15/00	Atlanta, Ga.	L	5-7
3/7/04	Tucson, Ariz.	W	7-0
3/8/07	Clearwater, Fla.	W	16-8 (6)
2/16/13	Atlanta, Ga.	L	1-4
2/17/13	Atlanta, Ga.	L	2-10
2/15/14	Atlanta, Ga.	W	5-1
2/16/18	Atlanta, Ga.	W	4-1
2/18/18	Atlanta, Ga.	W	4-1

### SERIES

Home: 4-3, Away: 0-0, Neutral: 2-0

## INDIANA STATE

### GT TRAILS 0-2

DATE	LOCATION	W/L	SCORE
3/1/97	Atlanta, Ga.	L	0-16 (5)
3/2/07	Woodstock, Ga.	L	1-4

### SERIES

Home: 0-1, Away: 0-0, Neutral: 0-1

## IOWA

### GT LEADS 6-1

DATE	LOCATION	W/L	SCORE
3/8/02	Pleasanton, Calif.	W	2-1
3/4/07	Woodstock, Ga.	W	6-0
2/28/10	Columbus, Ga.	W	9-8 (8)
2/18/17	Atlanta, Ga.	W	3-2
2/19/17	Atlanta, Ga.	W	6-5
2/15/20	Atlanta, Ga.	W	8-0 (5)
2/16/20	Atlanta, Ga.	L	0-5

### SERIES

Home: 3-1, Away: 0-0, Neutral: 3-0

## IOWA STATE

### GT TRAILS 2-4

DATE	LOCATION	W/L	SCORE
2/20/04	Marietta, Ga.	W	11-0 (5)
4/6/19	Ames, Iowa	L	2-5
4/6/19	Ames, Iowa	L	2-7
4/7/19	Ames, Iowa	L	3-6
2/28/20	Atlanta, Ga.	W	3-1
2/28/20	Atlanta, Ga.	L	3-4

### SERIES

Home: 1-1, Away: 0-3, Neutral: 1-0

## JACKSON STATE

### GT LEADS 1-0

DATE	LOCATION	W/L	SCORE
4/8/88	Pensacola, Fla.	W	8-4

### SERIES

Home: 0-0, Away: 0-0, Neutral: 1-0

## JACKSONVILLE

### GT LEADS 1-0

DATE	LOCATION	W/L	SCORE
2/10/19	Jacksonville, Fla.	W	13-8

### SERIES

Home: 0-0, Away: 1-0, Neutral: 0-0

## JACKSONVILLE ST.

### GT LEADS 9-5

DATE	LOCATION	W/L	SCORE
2/26/02	Atlanta, Ga.	W	3-2
2/26/02	Atlanta, Ga.	W	4-3
4/20/02	Jacksonville, Ala.	W	4-2
4/20/02	Jacksonville, Ala.	W	8-3 (8)
3/7/09	Woodstock, Ga.	W	3-0
5/21/09	Atlanta, Ga.	W	5-3
3/4/11	Woodstock, Ga.	W	4-3
3/15/12	Atlanta, Ga.	L	6-13
2/27/13	Jacksonville, Ala.	W	9-7 (9)
3/11/15	Atlanta, Ga.	L	1-2
4/15/15	Jacksonville, Ala.	W	5-3
2/22/17	Atlanta, Ga.	L	1-7
4/24/18	Oxford, Ala.	L	1-2 (9)
3/5/19	Atlanta, Ga.	L	3-4

### SERIES

Home: 3-4, Away: 4-1, Neutral: 2-0

## JAMES MADISON

### GT LEADS 1-0

DATE	LOCATION	W/L	SCORE
------	----------	-----	-------

3/6/10	Woodstock, Ga.	W	11-0 (6)
--------	----------------	---	----------

### SERIES

Home: 0-0, Away: 0-0, Neutral: 1-0

## KANSAS

### GT TRAILS 4-3

DATE	LOCATION	W/L	SCORE
2/20/99	Tampa, Fla.	W	4-2
5/20/05	Athens, Ga.	W	3-1 (9)
5/21/05	Athens, Ga.	W	5-2
3/19/11	Myrtle Beach, S.C.	L	2-3 (8)
2/6/15	Boca Raton, Fla.	L	2-4
4/9/16	Lawrence, Kan.	L	0-10 (5)
4/10/16	Lawrence, Kan.	L	1-12 (5)

### SERIES

Home: 0-0, Away: 0-2, Neutral: 3-2

## KENNESAW STATE

### GT LEADS 21-10

DATE	LOCATION	W/L	SCORE
4/30/92	Atlanta, Ga.	L	0-3
4/30/92	Atlanta, Ga.	L	1-5
2/18/06	Panthersville, Ga.	L	4-5
2/18/07	Kennesaw, Ga.	W	8-2
4/18/07	Atlanta, Ga.	W	5-0
4/18/07	Atlanta, Ga.	W	8-0 (5)
3/12/08	Kennesaw, Ga.	W	8-0 (5)
3/12/08	Kennesaw, Ga.	L	3-6
2/25/09	Kennesaw, Ga.	W	8-0 (6)
4/14/09	Atlanta, Ga.	W	8-6
2/24/10	Atlanta, Ga.	W	8-3
4/14/10	Kennesaw, Ga.	W	7-3
2/23/11	Kennesaw, Ga.	L	1-4
4/6/11	Atlanta, Ga.	W	6-1
3/28/12	Atlanta, Ga.	W	9-1 (5)
4/4/12	Kennesaw, Ga.	W	6-3 (6)
3/27/13	Kennesaw, Ga.	W	17-3 (5)
4/24/13	Atlanta, Ga.	L	8-9
3/26/14	Kennesaw, Ga.	L	3-8
4/23/14	Atlanta, Ga.	W	8-0 (5)
4/1/15	Kennesaw, Ga.	W	3-0
4/26/16	Kennesaw, Ga.	W	4-0
4/25/17	Kennesaw, Ga.	W	2-1 (12)
2/28/18	Atlanta, Ga.	W	9-0 (5)
4/11/18	Kennesaw, Ga.	L	0-1 (10)
2/27/19	Atlanta, Ga.	W	6-3
4/10/19	Kennesaw, Ga.	W	7-0
2/26/20	Atlanta, Ga.	W	2-1
2/27/21	Atlanta, Ga.	L	1-4
4/23/21	Kennesaw, Ga.	L	2-5
4/25/21	Atlanta, Ga.	W	3-2

### SERIES

Home: 11-4, Away: 10-5, Neutral: 0-1

## KENT STATE

### GT LEADS 1-0

DATE	LOCATION	W/L	SCORE
3/18/05	Orlando, Fla.	W	5-0

### SERIES

Home: 0-0, Away: 0-0, Neutral: 1-0

## KENTUCKY

### GT LEADS 3-2

DATE	LOCATION	W/L	SCORE
2/21/98	Chapel Hill, N.C.	W	6-2
2/8/04	Monroe, La.	L	3-5
3/6/10	Woodstock, Ga.	W	6-3
2/21/20	Birmingham Ala.	L	9-10 (8)
2/22/20	Birmingham, Ala.	W	7-1

### SERIES

Home: 0-0, Away: 0-0, Neutral: 3-2

## KUTZTOWN

### GT LEADS 1-0

DATE	LOCATION	W/L	SCORE
3/4/89	Pensacola, Fla.	W	3-2

### SERIES

Home: 0-0, Away: 0-0, Neutral: 1-0

## LA-LAFAYETTE

### GT TRAILS 2-5

DATE	LOCATION	W/L	SCORE
2/27/93	Lafayette, La.	L	0-9
4/14/95	Chattanooga, Tenn.	L	0-1
3/29/97	Marietta, Ga.	L	1-9 (6)
2/8/04	Monroe, La.	W	4-1
2/27/10	Columbus, Ga.	W	7-1
3/22/12	Lafayette, La.	L	11-12
3/22/12	Lafayette, La.	L	2-10 (5)

\*Known as Southwestern Louisiana, 1960-1999.

### SERIES

Home: 0-0, Away: 0-3, Neutral: 2-2

## LA SALLE

### GT LEADS 1-0

DATE	LOCATION	W/L	SCORE
3/25/18	Buies Creek, N.C.	w	3-2

### SERIES

Home: 0-0, Away: 0-0, Neutral: 1-0

## LANDER COLLEGE

### GT TRAILS 0-2

DATE	LOCATION	W/L	SCORE
3/4/90	Atlanta, Ga.	L	0-2 (10)
3/4/90	Atlanta, Ga.	L	2-6

### SERIES

Home: 0-2, Away: 0-0, Neutral: 0-0

## LEE COLLEGE

### GT TRAILS 0-1

DATE	LOCATION	W/L	SCORE
3/23/89	Pensacola, Fla.	L	1-2

### SERIES

Home: 0-0, Away: 0-0, Neutral: 0-1

## LIBERTY

### GT LEADS 1-0

DATE	LOCATION	W/L	SCORE
3/21/11	Knoxville, Tenn.	W	4-3

### SERIES

Home: 0-0, Away: 0-0, Neutral: 1-0

## LIMESTONE COLLEGE

### SERIES TIED 1-1

DATE	LOCATION	W/L	SCORE
3/25/90	Atlanta, Ga.	W	2-1
3/25/90	Atlanta, Ga.	L	2-7</

## SERIES HISTORY

2/9/08	Panthersville, Ga.	L	9-11
2/11/08	Panthersville, Ga.	W	2-1
3/18/11	Myrtle Beach, S.C.	W	5-1
3/18/11	Myrtle Beach, S.C.	W	4-3
2/9/18	Gulf Shores, Ala.	L	0-1 (8)

### SERIES

Home: 0-0, Away: 0-0, Neutral: 5-2

## LIU BROOKLYN

### GT LEADS 3-1

DATE	LOCATION	W/L	SCORE
3/2/02	Baton Rouge, La.	W	3-2
3/10/06	Clearwater, Fla.	W	5-2
2/6/15	Boca Raton, Fla.	L	3-4
3/19/16	Tampa, Fla.	W	4-0

### SERIES

Home: 0-0, Away: 0-0, Neutral: 3-1

## LONG BEACH STATE

### GT LEADS 2-0

DATE	LOCATION	W/L	SCORE
3/8/02	Pleasanton, Calif.	W	4-2
2/20/10	Las Vegas, Nev.	W	12-3 (5)

### SERIES

Home: 0-0, Away: 0-0, Neutral: 2-0

## LOUISIANA TECH

### GT TRAILS 1-2

DATE	LOCATION	W/L	SCORE
2/28/94	Atlanta, Ga.	W	6-2
2/28/94	Atlanta, Ga.	L	0-2
4/26/97	Oxford, Miss.	L	6-8

### SERIES

Home: 1-1, Away: 0-0, Neutral: 0-1

## LOUISIANA MONROE

### GT LEADS 2-0

DATE	LOCATION	W/L	SCORE
2/17/01	Monroe, La.	W	3-2
2/7/04	Monroe, La.	W	9-0 (5)

### SERIES

Home: 10-0, Away: 2-0, Neutral: 0-0

## LOUISVILLE

### GT TRAILS 3-11

DATE	LOCATION	W/L	SCORE
3/2/13	Orlando, Fla.	L	3-6
2/28/15	Atlanta, Ga.	L	1-6
2/28/15	Atlanta, Ga.	L	4-5
3/1/15	Atlanta, Ga.	L	2-15 (6)
3/5/16	Louisville, Ky.	L	3-12 (5)
3/5/16	Louisville, Ky.	W	5-2
3/6/16	Louisville, Ky.	L	4-5
4/19/19	Louisville, Ky.	L	7-11
4/21/19	Louisville, Ky.	L	2-7
4/21/19	Louisville, Ky.	L	10-11 (6)
4/9/21	Atlanta, Ga.	L	5-6
4/9/21	Atlanta, Ga.	W	4-2 (11)
4/10/21	Atlanta, Ga.	L	2-10 (6)
4/11/21	Atlanta, Ga.	W	12-2 (5)

### SERIES

Home: 2-5, Away: 1-5, Neutral: 0-1

## LOYOLA-MARYMOUNT

### GT LEADS 1-0

DATE	LOCATION	W/L	SCORE
2/20/09	Cathedral City, Calif.	W	5-0

### SERIES

Home: 0-0, Away: 0-0, Neutral: 1-0

## LSU

### GT TRAILS 0-1

DATE	LOCATION	W/L	SCORE
2/20/12	Baton Rouge, La.	L	1-2

### SERIES

Home: 0-0, Away: 0-1, Neutral: 0-0

## MAINE

### GT LEADS 1-0

DATE	LOCATION	W/L	SCORE
3/31/95	Marietta, Ga.	W	8-0 (5)

### SERIES

Home: 0-0, Away: 0-0, Neutral: 1-0

## MANCHESTER

### GT TRAILS 0-1

DATE	LOCATION	W/L	SCORE
3/23/89	Pensacola, Fla.	L	0-6

### SERIES

Home: 0-0, Away: 0-0, Neutral: 0-1

## MANHATTAN

### GT LEADS 1-0

DATE	LOCATION	W/L	SCORE
3/1/03	Panthersville, Ga.	W	7-0

### SERIES

Home: 0-0, Away: 0-0, Neutral: 1-0

## MARSHALL

### GT LEADS 5-0

DATE	LOCATION	W/L	SCORE
3/26/94	Rock Hill, S.C.	W	9-0 (5)
2/22/97	Raleigh, N.C.	W	1-0
3/24/00	Marietta, Ga.	W	4-2
3/3/06	Marietta, Ga.	W	12-6
2/15/13	Atlanta, Ga.	W	7-6

### SERIES

Home: 1-0, Away: 0-0, Neutral: 4-0

## MARYLAND

### GT LEADS 40-18

DATE	LOCATION	W/L	SCORE
3/30/95	Atlanta, Ga.	W	4-2
3/30/95	Atlanta, Ga.	W	8-1
3/28/96	Atlanta, Ga.	L	0-2
3/28/96	Atlanta, Ga.	W	1-0
4/13/97	College Park, Md.	L	1-2
4/13/97	College Park, Md.	L	0-3
4/19/97	Marietta, Ga.	L	0-9 (6)
3/23/98	Atlanta, Ga.	L	5-7
3/24/98	Atlanta, Ga.	L	0-5
4/24/98	Tallahassee, Fla.	L	0-4
4/9/99	College Park, Md.	L	1-2 (10)
4/10/99	College Park, Md.	L	0-8 (5)
5/15/99	Tallahassee, Fla.	L	0-7
3/21/00	Atlanta, Ga.	L	3-7
3/21/00	Atlanta, Ga.	L	5-9
4/30/00	Tallahassee, Fla.	L	1-2
4/15/01	College Park, Md.	L	0-2
4/15/01	College Park, Md.	W	4-3
5/11/01	Raleigh, N.C.	L	0-1
3/24/02	Marietta, Ga.	W	2-1 (8)
3/27/02	Atlanta, Ga.	W	3-0
3/27/02	Atlanta, Ga.	W	4-0
4/6/02	Chapel Hill, N.C.	W	5-1
5/10/02	Tallahassee, Fla.	W	1-0 (9)

3/22/03	Marietta, Ga.	W	1-0 (9)
4/6/03	College Park, Md.	W	5-1
4/6/03	College Park, Md.	W	1-0 (10)
5/2/04	Atlanta, Ga.	W	10-2 (6)
5/2/04	Atlanta, Ga.	W	1-0
5/15/04	Tallahassee, Fla.	W	6-4
4/29/05	College Park, Md.	W	3-2
4/29/05	College Park, Md.	L	1-2
3/18/06	Atlanta, Ga.	W	4-1
3/18/06	Atlanta, Ga.	W	9-0
3/19/06	Atlanta, Ga.	W	5-1
4/14/07	College Park, Md.	W	7-3
4/14/07	College Park, Md.	W	7-2
5/10/07	Tallahassee, Fla.	W	5-1
4/26/08	Atlanta, Ga.	W	2-0
4/26/08	Atlanta, Ga.	W	4-2
4/27/08	Atlanta, Ga.	W	4-3
5/2/09	College Park, Md.	W	9-2
5/2/09	College Park, Md.	W	8-0 (5)
3/27/10	Atlanta, Ga.	W	9-8
3/27/10	Atlanta, Ga.	W	3-1
3/28/10	Atlanta, Ga.	W	1-0
4/2/11	College Park, Md.	W	5-2
4/2/11	College Park, Md.	W	4-3
4/3/11	College Park, Md.	W	2-0
4/7/12	Atlanta, Ga.	W	6-1
4/7/12	Atlanta, Ga.	W	9-6
4/8/12	Atlanta, Ga.	W	5-0
4/13/13	Atlanta, Ga.	L	6-8
4/13/13	Atlanta, Ga.	W	5-4
4/14/13	Atlanta, Ga.	L	5-14 (5)
3/15/14	College Park, Md.	W	7-4
3/15/14	College Park, Md.	W	4-1
3/16/14	College Park, Md.	W	7-6

### SERIES

Home: 20-7, Away: 14-6, Neutral: 6-5

## MARYVILLE

### GT TRAILS 0-2

DATE	LOCATION	W/L	SCORE
4/21/90	Columbus, Ga.	L	1-2
4/21/90	Columbus, Ga.	L	1-2

### SERIES

Home: 0-0, Away: 0-0, Neutral: 0-2

## MASSACHUSETTS

### SERIES TIED 3-3

DATE	LOCATION	W/L	SCORE
5/16/03	Tuscaloosa, Ala.	L	0-2
5/20/04	Athens, Ga.	W	1-0
3/12/06	Clearwater, Fla.	L	1-2
3/24/07	Columbus, Ga.	W	3-0
3/9/07	Clearwater, Fla.	W	5-1
2/25/12	Clearwater, Fla.	L	0-1

### SERIES

Home: 0-0, Away: 0-0, Neutral: 3-3

## MCNEESE STATE

### GT LEADS 1-0

DATE	LOCATION	W/L	SCORE
3/2/02	Baton Rouge, La.	W	2-1 (9)

### SERIES

Home: 0-0, Away: 0-0, Neutral: 1-0

## MERCER

### GT LEADS 54-15

DATE	LOCATION	W/L	SCORE
4/7/87	Macon, Ga.	W	7-3
4/7/87	Macon, Ga.	L	1-2
4/10/87	Pensacola, Fla.	L	6-7
4/30/87	Atlanta, Ga.	W	2-0

4/30/87	Atlanta, Ga.	W	3-2
4/15/88	Columbus, Ga.	L	2-3
4/15/88	Columbus, Ga.	L	0-1
4/26/88	Atlanta, Ga.	L	0-3
4/26/88	Atlanta, Ga.	L	6-12
4/30/88	Atlanta, Ga.	W^	1-0
4/30/88	Atlanta, Ga.	W^	1-0
4/1/89	Macon, Ga.	L	0-3
4/1/89	Macon, Ga.	L	0-2
4/25/89	Atlanta, Ga.	W	4-0
4/25/89	Atlanta, Ga.	W	5-1
3/13/90	Atlanta, Ga.	W	5-4 (11)
3/13/90	Atlanta, Ga.	W	5-1
4/20/90	Columbus, Ga.	W	4-0
4/24/90	Macon, Ga.	L	1-2 (8)
4/24/90	Macon, Ga.	L	1-3
4/9/91	Macon, Ga.	W	2-1
4/13/91	Chapel Hill, N.C.	W	2-1
4/19/91	Columbus, Ga.	W	5-0
4/20/91	Columbus, Ga.	W	2-1
3/11/92	Atlanta, Ga.	W	11-1 (6)
3/11/92	Atlanta, Ga.	W	3-2
4/29/92	Macon, Ga.	W	3-0
4/29/92	Macon, Ga.	W	8-1
2/18/93	Macon, Ga.	W	13-0
2/18/93	Macon, Ga.	W	8-5
4/2/93	Marietta, Ga.	W	18-2
4/6/93	Atlanta, Ga.	W	5-1
4/6/93	Atlanta, Ga.	W	4-3
2/17/94	Macon, Ga.	W	6-0
2/17/94	Macon, Ga.	W	8-1
4/25/94	Atlanta, Ga.	W	6-0
4/25/94	Atlanta, Ga.	W	6-4
2/23/95	Macon, Ga.	W	4-0
2/23/95	Macon, Ga.	W	11-2
4/3/95	Atlanta, Ga.	W	5-0
4/3/95	Atlanta, Ga.	W	8-2
3/7/96	Atlanta, Ga.	W	10-0 (5)
3/7/96	Atlanta, Ga.	W	4-2
4/12/96	Macon, Ga.	W	5-3
4/12/96	Macon, Ga.	W	5-0
4/8/97	Macon, Ga.	L	1-2
4/8/97	Macon, Ga.	L	4-7
2/25/98	Atlanta, Ga.	W	6-5
2/25/98	Atlanta, Ga.	W	6-3
3/3/99	Macon, Ga.	W	10-3
3/3/99	Macon, Ga.	W	10-4
3/27/99	Marietta, Ga.	W	12-2 (5)
4/26/02	Atlanta, Ga.	W	10-2 (6)
4/26/02	Atlanta, Ga.	W	4-0
3/30/03	Macon, Ga.	W	14-0
3/30/03	Macon, Ga.	W	10-1
3/5/05	Marietta, Ga.	W	8-0 (6)
5/7/07	Atlanta, Ga.	W	4-1
3/9/08	Macon, Ga.	L	1-2
3/6/09	Woodstock, Ga.	W	4-1
3/13/10	Atlanta, Ga.	W	8-2
3/14/10	Atlanta, Ga.	W	10-5
2/20/13	Atlanta, Ga.	L	9-10
4/10/13	Macon, Ga.	L	1-9 (5)
3/2/16	Atlanta, Ga.	W	2-1
3/2/16	Atlanta, Ga.	W	4-0
3/13/19	Atlanta, Ga.	W	4-1
3/11/20	Macon, Ga.	W	11-1 (6)

### SERIES

Home: 29-3, Away: 17-9, Neutral: 8-3

## MIAMI (OHIO)

### GT LEADS 4-2

DATE	LOCATION	W/L	SCORE
2/21/99	Greenville, N.C.	W	5-3
2/17/07	Kennesaw, Ga.	W	10-0 (5)
2/15/13	Atlanta, Ga.	W	10-8
2/16/13	Atlanta, Ga.	W	16-4
2/26/21	Atlanta, Ga.	L	6-7
2/26/21	Atlanta, Ga.	L	3-9

### SERIES

Home: 2-2, Away: 0-0, Neutral: 2-0

# SERIES HISTORY

## MICHIGAN

### GT TRAILS 0-5

DATE	LOCATION	W/L	SCORE
2/28/04	Columbus, Ga.	L	1-3
2/25/05	Columbus, Ga.	L	1-3
3/1/13	Orlando, Fla.	L	1-6
2/13/15	Tallahassee, Fla.	L	0-10 (5)
2/15/15	Tallahassee, Fla.	L	2-10 (5)

### SERIES

Home: 0-0, Away: 0-0, Neutral: 0-5

## MICHIGAN STATE

### SERIES TIED 2-2

DATE	LOCATION	W/L	SCORE
3/9/06	Clearwater, Fla.	L	2-3
3/8/17	Atlanta, Ga.	L	3-7
2/15/19	Atlanta, Ga.	W	11-2 (5)
2/16/19	Atlanta, Ga.	W	10-3

### SERIES

Home: 2-1, Away: 0-0, Neutral: 0-1

## MIDDLE TENNESSEE ST.

### GT LEADS 3-2

DATE	LOCATION	W/L	SCORE
3/4/95	Atlanta, Ga.	L	3-4
3/28/97	Marietta, Ga.	L	0-1 (8)
3/4/07	Woodstock, Ga.	W	8-6
2/15/08	Tuscaloosa, Ala.	W	2-1
2/26/21	Murfreesboro, Tenn.	W	10-1

### SERIES

Home: 0-1, Away: 1-0, Neutral: 2-1

## MINNESOTA

### GT TRAILS 0-3

DATE	LOCATION	W/L	SCORE
2/26/93	Lafayette, La.	L	1-5
3/24/97	Atlanta, Ga.	L	1-5
2/19/00	Raleigh, N.C.	L	0-2

### SERIES

Home: 0-0, Away: 0-0, Neutral: 0-3

## MISSISSIPPI

### GT TRAILS 2-4

DATE	LOCATION	W/L	SCORE
4/10/87	Pensacola, Fla.	L	1-3
4/26/97	Oxford, Miss.	L	1-3
2/27/98	Atlanta, Ga.	W	8-3
2/27/98	Atlanta, Ga.	L	0-1
2/28/98	Atlanta, Ga.	L	2-4
3/7/10	Woodstock, Ga.	W	1-0

### SERIES

Home: 1-2, Away: 0-1, Neutral: 1-1

## MISSISSIPPI STATE

### GT TRAILS 3-11

DATE	LOCATION	W/L	SCORE
4/21/99	Atlanta, Ga.	L	0-5
4/19/00	Starkville, Miss.	L	2-3
4/19/01	Atlanta, Ga.	L	2-4
4/19/01	Atlanta, Ga.	L	1-4 (10)
4/18/02	Starkville, Miss.	L	4-7
4/18/02	Starkville, Miss.	L	0-3
4/14/03	Atlanta, Ga.	W	9-1 (5)
4/14/03	Atlanta, Ga.	W	5-3
5/8/04	Starkville, Miss.	L	2-10 (6)
5/8/04	Starkville, Miss.	L	0-1
2/25/12	Clearwater, Fla.	L	3-5

2/23/19	Starkville, Miss.	L	2-4
2/24/19	Starkville, Miss.	L	0-9 (5)
2/25/19	Starkville, Miss.	W	6-4

### SERIES

Home: 2-3, Away: 1-7, Neutral: 0-1

## MISSOURI

### GT TRAILS 1-4

DATE	LOCATION	W/L	SCORE
2/10/06	Atlanta, Ga.	W	11-6
2/10/06	Atlanta, Ga.	L	5-8
2/11/06	Atlanta, Ga.	L	3-9
3/23/13	Columbia, Mo.	L	0-8 (5)
3/23/13	Columbia, Mo.	L	0-16 (5)

### SERIES

Home: 1-2, Away: 0-2, Neutral: 0-0

## MISSOURI BAPTIST

### GT TRAILS 0-1

DATE	LOCATION	W/L	SCORE
3/23/89	Pensacola, Fla.	L	1-6

### SERIES

Home: 0-0, Away: 0-0, Neutral: 0-1

## MISSOURI STATE

### GT LEADS 4-1

DATE	LOCATION	W/L	SCORE
3/28/00	Atlanta, Ga.	W	6-2
2/9/13	Atlanta, Ga.	W	8-7
2/8/14	Atlanta, Ga.	W	3-0
2/8/14	Atlanta, Ga.	L	3-6
2/9/14	Atlanta, Ga.	W	7-1

### SERIES

Home: 4-1, Away: 0-0, Neutral: 0-0

## MOUNT ST. MARY'S

### GT LEADS 3-0

DATE	LOCATION	W/L	SCORE
2/20/15	Atlanta, Ga.	W	10-0 (5)
2/20/15	Atlanta, Ga.	W	12-2 (5)
2/22/15	Atlanta, Ga.	W	2-0

### SERIES

Home: 3-0, Away: 0-0, Neutral: 0-0

## MOREHEAD STATE

### GT LEADS 2-0

DATE	LOCATION	W/L	SCORE
3/14/92	Atlanta, Ga.	W	5-1
3/14/92	Atlanta, Ga.	W	5-2

### SERIES

Home: 2-0, Away: 0-0, Neutral: 0-0

## MORRIS BROWN

### GT LEADS 2-0

DATE	LOCATION	W/L	SCORE
4/8/01	Atlanta, Ga.	W^	7-0
4/8/01	Atlanta, Ga.	W^	7-0

### SERIES

Home: 2-0, Away: 0-0, Neutral: 0-0

## NC CENTRAL

### GT LEADS 2-0

DATE	LOCATION	W/L	SCORE
3/14/16	Atlanta, Ga.	W	3-2
3/15/16	Atlanta, Ga.	W	7-0

### SERIES

Home: 2-0, Away: 0-0, Neutral: 0-0

## NC STATE

### GT LEADS 31-20

DATE	LOCATION	W/L	SCORE
4/17/04	Raleigh, N.C.	W	2-0
4/17/04	Raleigh, N.C.	L	0-2
5/14/04	Tallahassee, Fla.	W	2-1
4/9/05	Atlanta, Ga.	W	4-0
4/9/05	Atlanta, Ga.	W	9-2
4/10/05	Atlanta, Ga.	W	2-1
5/12/05	College Park, Md.	W	2-0
3/5/06	Marietta, Ga.	W	7-1
4/8/06	Raleigh, N.C.	L	1-9
4/8/06	Raleigh, N.C.	W	4-3
4/9/06	Raleigh, N.C.	L	3-7
3/24/07	Atlanta, Ga.	W	11-10
3/24/07	Atlanta, Ga.	W	4-1
3/25/07	Atlanta, Ga.	L	6-9
4/5/08	Raleigh, N.C.	L	3-8
4/6/08	Raleigh, N.C.	L	1-6
4/6/08	Raleigh, N.C.	L	6-9
5/8/08	College Park, Md.	L	0-1
4/10/09	Atlanta, Ga.	W	8-0 (5)
4/10/09	Atlanta, Ga.	W	4-1
4/11/09	Atlanta, Ga.	W	5-0
5/1/10	Raleigh, N.C.	W	11-4
5/1/10	Raleigh, N.C.	W	9-2
5/2/10	Raleigh, N.C.	W	8-1
3/26/11	Atlanta, Ga.	W	5-4
3/26/11	Atlanta, Ga.	W	8-4
3/27/11	Atlanta, Ga.	W	14-0 (5)
3/31/12	Raleigh, N.C.	W	6-4
3/31/12	Raleigh, N.C.	W	6-3
4/1/12	Raleigh, N.C.	W	5-2
3/29/13	Atlanta, Ga.	W	7-2
3/29/13	Atlanta, Ga.	W	7-5
3/30/13	Atlanta, Ga.	L	4-12
3/19/14	Raleigh, N.C.	L	4-5
3/19/14	Raleigh, N.C.	L	3-10
3/28/15	Atlanta, Ga.	W	5-3
3/28/15	Atlanta, Ga.	L	1-7
3/29/15	Atlanta, Ga.	L	0-10 (5)
4/30/16	Raleigh, N.C.	L	5-7
4/30/16	Raleigh, N.C.	W	7-3
5/1/16	Raleigh, N.C.	W	5-3
4/7/17	Atlanta, Ga.	W	7-6 (10)
4/8/17	Atlanta, Ga.	L	11-12
4/9/17	Atlanta, Ga.	L	0-3
3/16/18	Atlanta, Ga.	W	3-0
3/17/18	Atlanta, Ga.	L	2-4
3/18/18	Atlanta, Ga.	W	5-0
3/5/21	Raleigh, N.C.	L	4-7
3/6/21	Raleigh, N.C.	L	7-8
3/6/21	Raleigh, N.C.	W	12-10
3/7/21	Raleigh, N.C.	L	2-5

### SERIES

Home: 17-7, Away: 11-12, Neutral: 3-1

## NEBRASKA

### SERIES TIED 5-5

DATE	LOCATION	W/L	SCORE
2/27/04	Columbus, Ga.	W	1-0
2/26/05	Columbus, Ga.	L	1-9 (5)
2/26/10	Columbus, Ga.	L	0-2
2/12/12	Tempe, Ariz.	W	6-5
2/13/15	Tallahassee, Fla.	W	11-2 (5)
2/14/15	Tallahassee, Fla.	W	10-2 (5)
2/16/18	Atlanta, Ga.	L	5-6
2/17/18	Atlanta, Ga.	L	3-7
2/14/20	Atlanta, Ga.	L	2-4
2/15/20	Atlanta, Ga.	W	7-1

### SERIES

Home: 1-3, Away: 0-0, Neutral: 4-2

## NEW MEXICO

### GT LEADS 2-1

DATE	LOCATION	W/L	SCORE
3/2/07	Woodstock, Ga.	W	11-3 (6)
2/15/08	Tuscaloosa, Ala.	L	0-1
2/16/08	Tuscaloosa, Ala.	W	6-0

### SERIES

Home: 0-0, Away: 0-0, Neutral: 2-1

## NIAGARA

### GT LEADS 2-0

DATE	LOCATION	W/L	SCORE
3/26/99	Marietta, Ga.	W	10-3
3/2/11	Atlanta, Ga.	W	12-3 (5)

### SERIES

Home: 1-0, Away: 0-0, Neutral: 1-0

## NICHOLLS STATE

### GT LEADS 2-3

DATE	LOCATION	W/L	SCORE
4/2/94	Marietta, Ga.	L	1-6
4/1/95	Marietta, Ga.	L	0-7
4/5/96	Birmingham, Ala.	W	5-4 (10)
3/27/98	Marietta, Ga.	W	2-1
3/20/04	Marietta, Ga.	L	1-2

### SERIES

Home: 0-0, Away: 0-0, Neutral: 2-3

## NORTH CAROLINA

### GT TRAILS 38-42

DATE	LOCATION	W/L	SCORE
4/12/91	Chapel Hill, N.C.	L	1-3
4/3/92	Greenville, S.C.	L	0-2
4/4/92	Greenville, S.C.	L	0-6
4/11/92	Chapel Hill, N.C.	W	4-3
4/3/93	Marietta, Ga.	W	3-0
4/11/93	Chapel Hill, N.C.	L	1-9
4/16/93	Tallahassee, Fla.	W	3-2
3/20/94	Atlanta, Ga.	W	9-6
3/20/94	Atlanta, Ga.	W	9-1 (5)
4/22/94	Tallahassee, Fla.	L	0-4
3/21/95	Chapel Hill, N.C.	W	3-2
3/21/95	Chapel Hill, N.C.	W	8-0
3/29/96	Marietta, Ga.	L	1-5
4/25/96	Atlanta, Ga.	L	1-16 (6)
3/8/97	Atlanta, Ga.	W	5-3
3/8/97	Atlanta, Ga.	W	9-2
4/17/97	Marietta, Ga.	L	7-8
4/19/97	Marietta, Ga.	W	3-2 (8)
3/7/98	Chapel Hill, N.C.	L	0-5
3/7/98	Chapel Hill, N.C.	L	0-6
4/24/99	Atlanta, Ga.	L	2-4
4/25/99	Atlanta, Ga.	L	5-7
5/15/99	Tallahassee, Fla.	W	6-2
4/22/00	Chapel Hill, N.C.	L	0-2
4/23/00			

# SERIES HISTORY

3/31/07	Atlanta, Ga.	W	5-4
4/1/07	Atlanta, Ga.	L	4-6
3/29/08	Chapel Hill, N.C.	L	1-3
3/29/08	Chapel Hill, N.C.	L	2-6
4/25/09	Atlanta, Ga.	W	6-0
4/25/09	Atlanta, Ga.	W	3-2 (8)
4/26/09	Atlanta, Ga.	W	3-2
3/20/10	Chapel Hill, N.C.	W	16-1 (5)
3/20/10	Atlanta, Ga.	L	3-8
3/21/10	Atlanta, Ga.	W	5-0
5/15/10	Blacksburg, Va.	W	8-0 (5)
4/16/11	Atlanta, Ga.	W	6-4
4/16/11	Atlanta, Ga.	W	7-5
4/17/11	Atlanta, Ga.	W	3-2
4/21/12	Chapel Hill, N.C.	L	2-3
4/21/12	Chapel Hill, N.C.	L	4-6
4/21/13	Chapel Hill, N.C.	L	1-7
4/21/13	Chapel Hill, N.C.	W	8-5
4/22/13	Chapel Hill, N.C.	L	6-11
5/9/13	Tallahassee, Fla.	L	2-6
4/12/14	Atlanta, Ga.	W	6-2
4/12/14	Atlanta, Ga.	W	9-6
4/13/14	Atlanta, Ga.	L	6-15
4/11/15	Chapel Hill, N.C.	L	12-1 (5)
4/11/15	Chapel Hill, N.C.	L	0-1
4/12/15	Chapel Hill, N.C.	L	0-5
5/7/16	Atlanta, Ga.	L	0-7
5/8/16	Atlanta, Ga.	L	3-8
5/8/16	Atlanta, Ga.	L	1-7
2/12/17	San Juan, Puerto Rico	L	3-7
4/20/18	Atlanta, Ga.	L	2-4
4/21/18	Atlanta, Ga.	W	5-2
4/21/18	Atlanta, Ga.	W	6-5
5/10/18	Atlanta, Ga.	L	1-6
3/22/19	Chapel Hill, N.C.	L	1-4
3/23/19	Chapel Hill, N.C.	W	13-5
3/24/19	Chapel Hill, N.C.	W	3-2

**SERIES**  
 Home: 18-16, Away: 12-19, Neutral: 8-7

## NORTH CAROLINA A&T

GT LEADS 1-0			
DATE	LOCATION	W/L	SCORE
4/7/89	Greensboro, N.C.	W	5-0

**SERIES**  
 Home: 0-0, Away: 1-0, Neutral: 0-0

## NORTH DAKOTA STATE

GT TRAILS 1-2			
DATE	LOCATION	W/L	SCORE
3/25/17	Atlanta, Ga.	L	6-8 (12)
3/25/17	Atlanta, Ga.	W	5-4
3/26/17	Atlanta, Ga.	L	1-2

**SERIES**  
 Home: 1-2, Away: 0-0, Neutral: 0-0

## NORTH FLORIDA

GT TRAILS 0-2			
DATE	LOCATION	W/L	SCORE
3/22/17	Jacksonville, Fla.	L	3-5
3/22/17	Jacksonville, Fla.	L	0-8 (6)

**SERIES**  
 Home: 0-0, Away: 0-2, Neutral: 0-0

## NORTH TEXAS

SERIES TIED 1-1			
DATE	LOCATION	W/L	SCORE
4/9/16	Lawrence, Kan.	W	8-4
4/10/16	Lawrence, Kan.	L	2-10 (5)

**SERIES**  
 Home: 0-0, Away: 0-0, Neutral: 1-1

## NORTHEASTERN ILLINOIS

GT LEADS 2-0			
DATE	LOCATION	W/L	SCORE
3/23/94	Atlanta, Ga.	W	8-0 (5)
3/23/94	Atlanta, Ga.	W	8-0 (5)

**SERIES**  
 Home: 2-0, Away: 0-0, Neutral: 0-0

## NORTHERN ILLINOIS

GT LEADS 3-0			
DATE	LOCATION	W/L	SCORE
3/19/05	Orlando, Fla.	W	4-3
3/20/05	Orlando, Fla.	W	5-3
3/8/07	Tampa, Fla.	W	4-1

**SERIES**  
 Home: 0-0, Away: 0-0, Neutral: 3-0

## NORTHERN IOWA

GT LEADS 1-0			
DATE	LOCATION	W/L	SCORE
3/6/04	Tucson, Ariz.	W	7-0

**SERIES**  
 Home: 0-0, Away: 0-0, Neutral: 1-0

## NORTHWESTERN

GT LEADS 3-2			
DATE	LOCATION	W/L	SCORE
3/24/99	Atlanta, Ga.	L	2-5
2/11/05	Boca Raton, Fla.	W	3-0
2/19/10	Las Vegas, Nev.	W	9-6
2/22/13	Cathedral City, Calif.	L	2-3
3/20/16	Tampa, Fla.	W	3-2

**SERIES**  
 Home: 0-1, Away: 0-0, Neutral: 3-1

## NORTHWESTERN ST.

GT LEADS 1-0			
DATE	LOCATION	W/L	SCORE
3/1/98	Atlanta, Ga.	W	8-7

**SERIES**  
 Home: 1-0, Away: 0-0, Neutral: 0-0

## NOTRE DAME

GT TRAILS 4-16			
DATE	LOCATION	W/L	SCORE
3/27/92	Birmingham, Ala.	L	2-6
2/19/99	Tampa, Fla.	L	4-6
2/29/04	Columbus, Ga.	L	1-2
3/2/13	Orlando, Fla.	L	2-6
3/8/14	Atlanta, Ga.	L	0-3
3/8/14	Atlanta, Ga.	W	7-3
3/9/14	Atlanta, Ga.	L	0-12 (5)
3/21/15	South Bend, Ind.	L	1-6
3/21/15	South Bend, Ind.	L	0-13 (5)
3/22/15	South Bend, Ind.	L	0-5
3/11/17	Atlanta, Ga.	W	8-7 (9)
3/11/17	Atlanta, Ga.	W	9-8 (9)
3/12/17	Atlanta, Ga.	L	6-8 (8)
5/3/19	South Bend, Ind.	L	0-16 (5)
5/4/19	South Bend, Ind.	L	0-7
5/5/19	South Bend, Ind.	L	4-6
3/19/21	Atlanta, Ga.	L	3-5
3/20/21	Atlanta, Ga.	W	8-7
3/20/21	Atlanta, Ga.	L	1-9 (5)
3/21/21	Atlanta, Ga.	L	2-6

**SERIES**  
 Home: 4-6, Away: 0-6, Neutral: 0-4

## OAKLAND (MICHIGAN)

GT LEADS 3-1			
DATE	LOCATION	W/L	SCORE
2/21/03	Gainesville, Fla.	L	0-1
2/23/03	Gainesville, Fla.	W	3-2 (9)
3/9/05	Atlanta, Ga.	W	7-4
2/27/07	Atlanta, Ga.	W	14-6 (6)

**SERIES**  
 Home: 2-0, Away: 0-0, Neutral: 1-1

## OHIO

GT LEADS 6-1			
DATE	LOCATION	W/L	SCORE
3/27/93	Rock Hill, S.C.	W	2-1
2/21/97	Raleigh, N.C.	L	2-3
2/27/99	Greenville, N.C.	W	5-3 (8)
3/19/04	Marietta, Ga.	W	7-3
3/23/04	Atlanta, Ga.	W	11-3 (6)
3/23/04	Atlanta, Ga.	W	6-0
2/9/20	Atlanta, Ga.	W	5-3

**SERIES**  
 Home: 3-0, Away: 0-0, Neutral: 3-1

## OHIO STATE

GT TRAILS 0-4			
DATE	LOCATION	W/L	SCORE
3/24/02	Marietta, Ga.	L	0-7
3/6/05	Marietta, Ga.	L	3-5
2/19/16	Atlanta, Ga.	L	0-6
2/20/16	Atlanta, Ga.	L	3-4 (8)

**SERIES**  
 Home: 0-2, Away: 0-2, Neutral: 0-0

## OKLAHOMA

GT LEADS 1-0			
DATE	LOCATION	W/L	SCORE
2/17/12	Auburn, Ala.	W	1-0

**SERIES**  
 Home: 0-0, Away: 0-0, Neutral: 1-0

## OKLAHOMA STATE

GT TRAILS 1-2			
DATE	LOCATION	W/L	SCORE
3/31/90	Birmingham, Ala.	L	0-4
3/10/07	Clearwater, Fla.	W	4-3
5/20/11	Knoxville, Tenn.	L	1-2

**SERIES**  
 Home: 0-0, Away: 0-0, Neutral: 1-2

## OMAHA

GT LEADS 2-0			
DATE	LOCATION	W/L	SCORE
2/24/17	Atlanta, Ga.	W	5-1
2/24/17	Atlanta, Ga.	W	2-1 (8)

**SERIES**  
 Home: 2-0, Away: 0-0, Neutral: 0-0

## OREGON

GT TRAILS 0-2			
DATE	LOCATION	W/L	SCORE
3/7/03	Sunnyvale, Calif.	L	1-2
2/21/09	Cathedral City, Calif.	L	0-3
5/22/10	Atlanta, Ga.	L	2-11 (5)

5/23/10 Atlanta, Ga. L 3-4 (8)

**SERIES**  
 Home: 0-2, Away: 0-0, Neutral: 0-2

## OREGON STATE

SERIES TIED 2-2			
DATE	LOCATION	W/L	SCORE
3/8/04	Sunnyvale, Calif.	L	1-4
2/22/09	Cathedral City, Calif.	W	6-0
2/10/12	Tempe, Ariz.	W	9-8
2/23/13	Cathedral City, Calif.	L	1-9

**SERIES**  
 Home: 0-0, Away: 0-0, Neutral: 2-2

## PACIFIC

GT LEADS 1-0			
DATE	LOCATION	W/L	SCORE
3/23/18	Northridge, Calif.	W	8-6

**SERIES**  
 Home: 0-0, Away: 0-0, Neutral: 1-0

## PENN STATE

TECH TRAILS 3-5			
DATE	LOCATION	W/L	SCORE
3/9/01	Tampa, Fla.	L	8-9 (8)
3/8/11	Kennesaw, Ga.	W	2-0
3/12/11	Atlanta, Ga.	W	6-0
2/7/15	Boca Raton, Fla.	L	2-3
2/17/17	Atlanta, Ga.	L	2-3
2/18/17	Atlanta, Ga.	L	3-8
2/29/20	Atlanta, Ga.	W	3-2
2/29/20	Atlanta, Ga.	L	3-5 (10)

**SERIES**  
 Home: 2-3, Away: 0-0, Neutral: 1-2

## PITTSBURGH

GT TRAILS 12-14			
DATE	LOCATION	W/L	SCORE
3/11/99	Atlanta, Ga.	W	3-1
3/11/99	Atlanta, Ga.	L	4-6
3/13/99	Atlanta, Ga.	L	2-3 (8)
2/19/11	Miami, Fla.	L	1-2
4/19/14	Pittsburgh, Pa.	L	3-4
4/19/14	Pittsburgh, Pa.	L	1-3
4/20/14	Pittsburgh, Pa.	W	7-1
3/14/15	Atlanta, Ga.	L	2-3
3/14/15	Atlanta, Ga.	W	9-1 (5)
3/15/15	Atlanta, Ga.	L	4-7
4/16/16	Pittsburgh, Pa.	L	3-4 (10)
4/16/16	Pittsburgh, Pa.	W	9-8
4/17/16	Pittsburgh, Pa.	L	4-9
5/6/17	Atlanta, Ga.	W	2-1
5/7/17	Atlanta, Ga.	L	6-7 (9)
5/8/17	Atlanta, Ga.	W	12-2 (5)
4/13/18	Pittsburgh, Pa.	L	2-4
4/13/18	Pittsburgh, Pa.	W	8-6
4/14/18	Pittsburgh, Pa.	L	2-6
4/12/19	Atlanta, Ga.	W	5-2
4/13/19	Atlanta, Ga.	W	6-4
4/13/19	Atlanta, Ga.	W	18-9 (6)
3/12/21	Atlanta, Ga.	W	11-10
3/13/21	Atlanta, Ga.	L	1-6
3/13/21	Atlanta, Ga.	L	8-9
3/14/21	Atlanta, Ga.	W	11-4

**SERIES**  
 Home: 9-7, Away: 3-6, Neutral: 0-1

## PRESBYTERIAN

GT LEADS 1-0			
DATE	LOCATION	W/L	SCORE
4/18/18	Atlanta, Ga.	W	5-1

# SERIES HISTORY

## SERIES

Home: 1-0, Away: 0-0, Neutral: 0-0

### PRINCETON

#### GT LEADS 4-0

DATE	LOCATION	W/L	SCORE
3/17/02	Atlanta, Ga.	W	5-4
3/17/02	Atlanta, Ga.	W	7-0
3/16/03	Atlanta, Ga.	W	8-1
3/16/03	Atlanta, Ga.	W	4-0

## SERIES

Home: 4-0, Away: 0-0, Neutral: 0-0

### PROVIDENCE

#### SERIES TIED 2-2

DATE	LOCATION	W/L	SCORE
2/19/11	Miami, Fla.	W	7-0
3/20/11	Myrtle Beach, S.C.	W	6-4
2/8/19	Jacksonville, Fla.	L	3-4 (8)
2/9/19	Jacksonville, Fla.	L	3-4

## SERIES

Home: 0-0, Away: 0-0, Neutral: 2-2

### PURDUE

#### GT TRAILS 1-3

DATE	LOCATION	W/L	SCORE
3/4/05	Marietta, Ga.	W	2-1
3/6/09	Woodstock, Ga.	L	2-4
2/20/16	Atlanta, Ga.	L	0-3
2/21/16	Atlanta, Ga.	L	3-4

## SERIES

Home: 0-2, Away: 0-0, Neutral: 1-1

### RADFORD

#### GT LEADS 11-1

DATE	LOCATION	W/L	SCORE
4/1/94	Marietta, Ga.	W	19-1 (5)
3/2/96	Greenville, N.C.	W	5-2
3/13/97	Atlanta, Ga.	W	8-7
2/21/98	Chapel Hill, N.C.	W	10-1 (5)
3/4/00	Atlanta, Ga.	W	16-1 (5)
3/4/00	Atlanta, Ga.	W	20-3 (5)
3/22/03	Marietta, Ga.	W	5-3
3/5/06	Marietta, Ga.	W	6-4
2/25/17	Atlanta, Ga.	L	0-4
2/25/17	Atlanta, Ga.	W	3-0
2/13/21	Atlanta, Ga.	W	11-0 (5)
2/13/21	Atlanta, Ga.	W	10-0 (5)

## SERIES

Home: 6-1, Away: 0-0, Neutral: 5-0

### RHODE ISLAND

#### GT LEADS 1-0

DATE	LOCATION	W/L	SCORE
3/26/99	Marietta, Ga.	W	7-1

## SERIES

Home: 0-0, Away: 0-0, Neutral: 1-0

### RIDER

#### GT LEADS 1-0

DATE	LOCATION	W/L	SCORE
3/1/20	Atlanta, Ga.	W	5-1

## SERIES

Home: 1-0, Away: 0-0, Neutral: 0-0

### RUTGERS

#### GT LEADS 2-0

DATE	LOCATION	W/L	SCORE
2/22/02	Boca Raton, Fla.	W	6-1
2/22/02	Boca Raton, Fla.	W	2-1 (9)

## SERIES

Home: 0-0, Away: 0-0, Neutral: 2-0

### SAGINAW VALLEY ST.

#### SERIES TIED 1-1

DATE	LOCATION	W/L	SCORE
2/27/92	Atlanta, Ga.	L	0-1
2/27/92	Atlanta, Ga.	W	5-0

## SERIES

Home: 1-1, Away: 0-0, Neutral: 0-0

### SAINT JOSEPH'S

#### GT LEADS 2-0

DATE	LOCATION	W/L	SCORE
3/11/04	Atlanta, Ga.	W	9-1 (5)
3/11/04	Atlanta, Ga.	W	6-0

## SERIES

Home: 2-0, Away: 0-0, Neutral: 0-0

### SAMFORD

#### GT LEADS 44-25

DATE	LOCATION	W/L	SCORE
3/3/87	Atlanta, Ga.	L	4-7
3/3/87	Atlanta, Ga.	L	1-2
4/10/87	Pensacola, Fla.	L	7-8
5/1/87	Birmingham, Ala.	L	1-11
5/1/87	Birmingham, Ala.	L	9-10
3/8/88	Birmingham, Ala.	L	3-4
3/8/88	Birmingham, Ala.	W	5-2
4/12/88	Atlanta, Ga.	L	9-10
4/12/88	Atlanta, Ga.	L	3-9
4/15/88	Columbus, Ga.	W	8-0
3/28/89	Atlanta, Ga.	W	4-2
3/28/89	Atlanta, Ga.	W	2-0
4/14/89	Columbus, Ga.	W	4-3
4/20/89	Birmingham, Ala.	W^	1-0
4/20/89	Birmingham, Ala.	W^	1-0
3/31/90	Birmingham, Ala.	W	2-1 (8)
4/3/90	Atlanta, Ga.	L	2-3
4/3/90	Atlanta, Ga.	L	0-2
4/17/90	Birmingham, Ala.	L	4-5 (8)
4/17/90	Birmingham, Ala.	W	7-6 (10)
2/16/91	Birmingham, Ala.	W	7-0
2/16/91	Birmingham, Ala.	W	2-1
4/26/91	Atlanta, Ga.	W	4-1
4/26/91	Atlanta, Ga.	W	7-1
3/1/92	Atlanta, Ga.	L	1-4
3/1/92	Atlanta, Ga.	W	6-5 (8)
4/8/92	Birmingham, Ala.	L	2-3 (8)
4/8/92	Birmingham, Ala.	W	5-4 (8)
2/27/93	Lafayette, La.	L	3-4
4/23/93	Atlanta, Ga.	W	5-3
4/23/93	Atlanta, Ga.	W	2-1
4/27/93	Birmingham, Ala.	L	0-1
4/27/93	Birmingham, Ala.	L	2-5
2/24/94	Birmingham, Ala.	W	3-0
2/24/94	Birmingham, Ala.	W	3-0
4/19/94	Atlanta, Ga.	L	0-2
4/19/94	Atlanta, Ga.	W	11-3 (6)
2/21/95	Birmingham, Ala.	L	0-1
2/21/95	Birmingham, Ala.	W	8-0 (6)
4/8/95	Atlanta, Ga.	W	10-2
4/8/95	Atlanta, Ga.	W	7-2
4/14/95	Chattanooga, Tenn.	W	10-2
2/17/96	Birmingham, Ala.	L	0-2
2/17/96	Birmingham, Ala.	W	12-0 (5)
2/28/96	Atlanta, Ga.	W	5-2
2/28/96	Atlanta, Ga.	W	4-3
4/5/96	Birmingham, Ala.	W	13-0 (4)

2/16/97	Birmingham, Ala.	W	7-6 (8)
2/16/97	Birmingham, Ala.	W	14-1 (5)
3/4/97	Atlanta, Ga.	W	15-7
3/4/97	Atlanta, Ga.	W	9-6
2/18/98	Atlanta, Ga.	L	2-3
2/18/98	Atlanta, Ga.	W	6-1
4/9/98	Birmingham, Ala.	W	2-1 (9)
4/9/98	Birmingham, Ala.	L	4-5
3/23/99	Birmingham, Ala.	L	1-4
3/23/99	Birmingham, Ala.	L	2-3
4/13/99	Atlanta, Ga.	W	6-4
4/13/99	Atlanta, Ga.	L	4-7 (8)
3/18/00	Birmingham, Ala.	W	6-4
3/18/00	Birmingham, Ala.	W	4-2 (8)
3/17/01	Atlanta, Ga.	W	3-0
3/17/01	Atlanta, Ga.	W	2-0
4/24/02	Birmingham, Ala.	W	7-1
4/24/02	Birmingham, Ala.	W	6-0
4/29/17	Atlanta, Ga.	W	8-0 (5)
4/29/17	Atlanta, Ga.	W	9-1 (6)
2/22/20	Birmingham, Ala.	W	2-0
2/23/20	Birmingham, Ala.	L	5-6

## SERIES

Home: 20-10, Away: 21-13, Neutral: 3-2

### SAN DIEGO STATE

#### GT TRAILS 0-3

DATE	LOCATION	W/L	SCORE
3/21/07	San Diego, Calif.	L	4-5
3/21/07	San Diego, Calif.	L	0-1
2/11/12	Tempe, Ariz.	L	2-3

## SERIES

Home: 0-0, Away: 0-2, Neutral: 0-1

### SAN JOSE STATE

#### GT TRAILS 0-1

DATE	LOCATION	W/L	SCORE
3/10/00	San Jose, Calif.	L	3-5

## SERIES

Home: 0-0, Away: 0-1, Neutral: 0-0

### SANTA CLARA

#### GT LEADS 2-1

DATE	LOCATION	W/L	SCORE
3/11/00	San Jose, Calif.	W	4-0
3/24/18	Northridge, Calif.	W	11-0 (5)
3/25/18	Northridge, Calif.	L	6-7 (6)

## SERIES

Home: 0-0, Away: 0-0, Neutral: 2-1

### SAVANNAH STATE

#### GT LEADS 2-0

DATE	LOCATION	W/L	SCORE
2/21/15	Atlanta, Ga.	W	15-7 (5)
2/21/15	Atlanta, Ga.	W	18-0 (5)

## SERIES

Home: 2-0, Away: 0-0, Neutral: 0-0

### SEMO

#### GT TRAILS 1-2

DATE	LOCATION	W/L	SCORE
4/14/95	Chattanooga, Tenn.	L	1-2
3/20/13	Cape Girardeau, Mo.	W	9-4
3/14/17	Atlanta, Ga.	L	1-6

## SERIES

Home: 0-1, Away: 1-0, Neutral: 0-1

### SETON HALL

#### GT LEADS 1-0

DATE	LOCATION	W/L	SCORE
3/5/10	Woodstock, Ga.	W	16-0 (5)

## SERIES

Home: 0-0, Away: 0-0, Neutral: 1-0

### SIUE

#### GT TRAILS 1-2

DATE	LOCATION	W/L	SCORE
3/8/12	Atlanta, Ga.	W	9-1 (6)
3/19/13	Edwardsville, Ill.	L	1-2
3/19/13	Edwardsville, Ill.	L	0-1

## SERIES

Home: 1-0, Away: 0-2, Neutral: 0-0

### SOUTH ALABAMA

#### GT TRAILS 1-2

DATE	LOCATION	W/L	SCORE
2/13/09	Gainesville, Fla.	W	5-2
5/18/12	Tuscaloosa, Ala.	L	3-4
5/19/13	Tuscaloosa, Ala.	L	1-10 (5)

## SERIES

Home: 0-0, Away: 0-0, Neutral: 1-2

### SOUTH CAROLINA

#### GT TRAILS 0-23

DATE	LOCATION	W/L	SCORE
2/22/92	Columbia, S.C.	L	2-8
2/22/92	Columbia, S.C.	L	0-1
3/28/92	Birmingham, Ala.	L	0-8
2/20/93	Atlanta, Ga.	L	0-3
2/20/93	Atlanta, Ga.	L	5-6
3/20/93	Columbia, S.C.	L	1-2
3/21/93	Columbia, S.C.	L	0-5
3/26/93	Rock Hill, S.C.	L	0-9
2/19/94	Columbia, S.C.	L	5-6
2/20/94	Columbia, S.C.	L	0-2
4/15/94	Chattanooga, Tenn.	L	0-8 (5)
2/26/95	Atlanta, Ga.	L	0-7
2/26/95	Atlanta, Ga.	L	5-11
2/24/96	Columbia, S.C.	L	0-1
2/24/96	Columbia, S.C.	L	0-10 (5)
4/3/97	Atlanta, Ga.	L	0-3
4/3/97	Atlanta, Ga.	L	2-10 (5)
3/11/98	Atlanta, Ga.	L	0-8 (5)
3/11/98	Atlanta, Ga.	L	3-6
2/18/03	Columbia, S.C.	L	0-8 (5)
2/26/05	Columbus, Ga.	L	0-2 (10)
2/22/08	Tampa, Fla.	L	0-1
2/28/16	Santa Barbara, Calif.	L	1-3

## SERIES

Home: 0-8, Away: 0-9, Neutral: 0-6

### SOUTH DAKOTA ST.

#### GT LEADS 1-0

DATE	LOCATION	W/L	SCORE
3/5/06	Marietta, Ga.	W	8-1

## SERIES HISTORY

3/19/96	Tampa, Fla.	L	0-1
3/19/96	Tampa, Fla.	L	1-3
4/6/97	Atlanta, Ga.	L	0-7
4/6/97	Atlanta, Ga.	L	1-6
4/3/98	Tampa, Fla.	L	0-1 (9)
4/3/98	Tampa, Fla.	L	1-2 (10)
2/19/99	Tampa, Fla.	L	2-10 (6)
5/9/99	Atlanta, Ga.	L	4-8
5/9/99	Atlanta, Ga.	L	2-3
3/8/01	Tampa, Fla.	L	1-3 (8)
3/9/06	Clearwater, Fla.	W	7-6
2/24/08	Tampa, Fla.	L	0-1
5/17/08	Gainesville, Fla.	W	9-2
3/18/16	Tampa, Fla.	L	0-8 (5)

### SERIES

Home: 0-6, Away: 1-9, Neutral: 2-1

## SOUTHEAST LOUISIANA

### GT LEADS 2-1

DATE	LOCATION	W/L	SCORE
2/18/01	Monroe, La.	L	1-3
3/4/12	Woodstock, Ga.	W	8-0 (6)
2/25/19	Starkville, Miss.	W	4-2

### SERIES

Home: 0-0, Away: 0-0, Neutral: 2-1

## SOUTHERN

### GT LEADS 1-0

DATE	LOCATION	W/L	SCORE
5/15/03	Tuscaloosa, Ala.	W	2-1 (9)

### SERIES

Home: 0-0, Away: 0-0, Neutral: 1-0

## SOUTHERN ILLINOIS

### GT TRAILS 1-4

DATE	LOCATION	W/L	SCORE
3/10/97	Atlanta, Ga.	L	2-3 (8)
3/10/97	Atlanta, Ga.	W	5-2
3/9/98	Atlanta, Ga.	L	2-6
2/23/02	Boca Raton, Fla.	L	0-1
2/25/05	Columbus, Ga.	L	1-5

### SERIES

Home: 1-2, Away: 0-0, Neutral: 0-2

## SOUTHERN MISS

### GT TRAILS 2-4

DATE	LOCATION	W/L	SCORE
3/31/90	Birmingham, Ala.	L	3-4
3/10/99	Atlanta, Ga.	L	1-8
3/10/99	Atlanta, Ga.	L	6-12
3/27/99	Marietta, Ga.	L	0-7
4/18/13	Atlanta, Ga.	W	4-0
4/18/13	Atlanta, Ga.	W	7-1

### SERIES

Home: 2-2, Away: 0-0, Neutral: 0-2

## SOUTHERN UTAH

### GT LEADS 2-0

DATE	LOCATION	W/L	SCORE
2/26/16	Santa Barbara, Calif.	W	5-1
2/27/16	Santa Barbara, Calif.	W	2-0 (5)

### SERIES

Home: 0-0, Away: 0-0, Neutral: 2-0

## ST. ANDREWS

### GT LEADS 2-0

DATE	LOCATION	W/L	SCORE
3/31/89	Atlanta, Ga.	W	1-0

3/31/89 Atlanta, Ga. W 1-0

### SERIES

Home: 2-0, Away: 0-0, Neutral: 0-0

## ST. FRANCIS

### GT LEADS 2-0

DATE	LOCATION	W/L	SCORE
3/25/94	Rock Hill, S.C.	W	11-0
4/1/94	Marietta, Ga.	W	13-4 (5)

### SERIES

Home: 0-0, Away: 0-0, Neutral: 2-0

## ST. JOHN'S

### GT TRAILS 0-1

DATE	LOCATION	W/L	SCORE
2/23/16	Atlanta, Ga.	L	4-5 (6)

### SERIES

Home: 0-1, Away: 0-0, Neutral: 0-0

## ST. LEO

### GT TRAILS 0-1

DATE	LOCATION	W/L	SCORE
4/8/88	Pensacola, Fla.	L	3-6

### SERIES

Home: 0-0, Away: 0-0, Neutral: 0-1

## ST. LOUIS

### GT LEADS 2-0

DATE	LOCATION	W/L	SCORE
3/1/98	Atlanta, Ga.	W	16-0 (5)
3/5/05	Marietta, Ga.	W	10-0 (5)

### SERIES

Home: 1-0, Away: 0-0, Neutral: 1-0

## ST. MARY'S COLLEGE

### SERIES TIED 2-2

DATE	LOCATION	W/L	SCORE
3/9/00	Moraga, Calif.	L	1-7
3/6/02	Moraga, Calif.	W	5-1
3/6/02	Moraga, Calif.	W	3-0
3/6/03	Moraga, Calif.	L	3-6

### SERIES

Home: 0-0, Away: 0-0, Neutral: 2-2

## STANFORD

### SERIES TIED 1-1

DATE	LOCATION	W/L	SCORE
3/10/01	Tampa, Fla.	L	0-9 (6)
5/16/03	Tuscaloosa, Ala.	W	2-1 (9)

### SERIES

Home: 0-0, Away: 0-0, Neutral: 1-1

## STETSON

### SERIES TIED 2-2

DATE	LOCATION	W/L	SCORE
3/21/96	Deland, Fla.	W	5-0
3/21/96	Deland, Fla.	L	0-5
3/24/01	Marietta, Ga.	L	1-2 (8)
3/22/05	Deland, Fla.	W	5-0 (6)

### SERIES

Home: 0-0, Away: 2-1, Neutral: 0-1

## STONY BROOK

### GT LEADS 2-0

DATE	LOCATION	W/L	SCORE
2/21/14	Atlanta, Ga.	W	11-2 (6)
2/23/14	Atlanta, Ga.	W	8-4

### SERIES

Home: 2-0, Away: 0-0, Neutral: 0-0

## SYRACUSE

### GT LEADS 8-5

DATE	LOCATION	W/L	SCORE
3/8/02	Pleasanton, Calif.	W	6-4
3/21/14	Atlanta, Ga.	L	0-1
3/22/14	Atlanta, Ga.	L	4-5
3/22/14	Atlanta, Ga.	W	3-15 (5)
4/2/16	Syracuse, N.Y.	L	7-8 (13)
4/2/16	Syracuse, N.Y.	W	6-4 (8)
3/17/17	Atlanta, Ga.	W	8-7 (10)
3/18/17	Atlanta, Ga.	L	2-6
3/19/17	Atlanta, Ga.	L	5-7 (8)
4/26/19	Atlanta, Ga.	W	5-4
4/27/19	Atlanta, Ga.	W	8-7
4/28/19	Atlanta, Ga.	W	9-1 (5)
5/12/21	Louisville, Ky.	W	6-0

### SERIES

Home: 5-4, Away: 1-1, Neutral: 2-0

## TEMPLE

### GT LEADS 1-0

DATE	LOCATION	W/L	SCORE
3/3/13	Orlando, Fla.	W	17-8

### SERIES

Home: 0-0, Away: 0-0, Neutral: 1-0

## TENNESSEE

### GT TRAILS 1-4

DATE	LOCATION	W/L	SCORE
4/6/96	Birmingham, Ala.	W	5-4
4/7/96	Birmingham, Ala.	L	0-5
2/20/99	Tampa, Fla.	L	8-13
5/21/11	Knoxville, Tenn.	L	0-7
2/24/12	Clearwater, Fla.	L	0-9

### SERIES

Home: 0-0, Away: 0-1, Neutral: 1-3

## TENNESSEE STATE

### GT LEADS 4-0

DATE	LOCATION	W/L	SCORE
4/2/94	Marietta, Ga.	W	4-2
2/22/04	Panthersville, Ga.	W	4-0
3/16/16	Atlanta, Ga.	W	6-0
3/16/16	Atlanta, Ga.	W	5-0

### SERIES

Home: 2-0, Away: 0-0, Neutral: 2-0

## TENNESSEE TECH

### GT TRAILS 10-11-1

DATE	LOCATION	W/L	SCORE
4/5/87	Atlanta, Ga.	L	1-9
4/5/87	Atlanta, Ga.	W	6-1
3/3/89	Atlanta, Ga.	L	2-5
3/3/89	Atlanta, Ga.	T	2-2
3/10/90	Atlanta, Ga.	W	2-1
3/10/90	Atlanta, Ga.	L	0-4
4/27/90	Cookeville, Tenn.	L	4-11
4/27/90	Cookeville, Tenn.	L	3-13 (6)
3/7/92	Atlanta, Ga.	W	3-0
3/7/92	Atlanta, Ga.	W	2-1
2/23/93	Cookeville, Tenn.	L	0-4

2/23/93	Cookeville, Tenn.	W	8-4
4/16/94	Chattanooga, Tenn.	L	1-2
3/2/97	Atlanta, Ga.	L	1-7
2/28/98	Atlanta, Ga.	L	0-2
3/25/00	Marietta, Ga.	W	5-4 (8)
3/9/01	Tampa, Fla.	W	4-2
3/22/02	Marietta, Ga.	W	8-2
2/25/07	Columbus, Ga.	W	4-2
3/9/07	Clearwater, Fla.	W	6-0
3/18/08	Cookeville, Tenn.	L	4-5
3/18/08	Cookeville, Tenn.	L	0-8 (5)

### SERIES

Home: 4-5-1, Away: 1-5, Neutral: 5-1

## TEXAS

### GT TRAILS 1-3

DATE	LOCATION	W/L	SCORE
3/22/06	Austin, Texas	L	0-1
3/22/06	Austin, Texas	L	3-5
5/18/07	Gainesville, Fla.	W	3-2
5/19/07	Gainesville, Fla.	L	2-4

### SERIES

Home: 0-0, Away: 0-2, Neutral: 1-1

## TEXAS A&M

### GT TRAILS 2-3

DATE	LOCATION	W/L	SCORE
2/29/08	Columbus, Ga.	L	0-2
3/24/10	College Station, Texas	W	4-0
4/3/15	College Station, Texas	L	0-1
4/4/15	College Station, Texas	W	5-4 (8)
4/4/15	College Station, Texas	L	0-11 (5)

### SERIES

Home: 0-0, Away: 2-2, Neutral: 0-1

## TEXAS TECH

### GT LEADS 1-0

DATE	LOCATION	W/L	SCORE
2/14/09	Gainesville, Fla.	W	8-1

### SERIES

Home: 0-0, Away: 0-0, Neutral: 1-0

## TOLEDO

### GT LEADS 3-0

DATE	LOCATION	W/L	SCORE
3/29/95	Atlanta, Ga.	W	3-2
3/29/95	Atlanta, Ga.	W	8-4
3/7/09	Woodstock, Ga.	W	11-1 (5)

### SERIES

Home: 2-0, Away: 0-0, Neutral: 1-0

## TOWSON

### GT LEADS 2-0

DATE	LOCATION	W/L	SCORE
3/3/96	Greenville, N.C.	W	6-0
2/27/99	Greenville, N.C.	W	3-1

### SERIES

Home: 0-0, Away: 0-0, Neutral: 2-0

## TROY

### GT TRAILS 14-15

DATE	LOCATION	W/L	SCORE
4/2/94	Marietta, Ga.	L	3-4
3/4/95	Atlanta, Ga.	L	1-3
4/1/95	Marietta, Ga.	W	3-2
4/6/96	Birmingham, Ala.	W	2-1
4/16/98	Troy, Ala.	W	1-0
4/16/98	Troy, Ala.	L	3-4 (5)

# SERIES HISTORY

3/7/99	Atlanta, Ga.	L	0-4
4/18/99	Atlanta, Ga.	L	2-5
4/18/99	Atlanta, Ga.	L	0-4
4/13/00	Troy, Ala.	W	2-0
4/14/00	Troy, Ala.	L	4-5
2/24/01	Atlanta, Ga.	L	1-2
2/24/01	Atlanta, Ga.	L	0-4
3/13/02	Troy, Ala.	W	7-3
3/13/02	Troy, Ala.	L	0-7 (6)
2/25/03	Atlanta, Ga.	W	6-5 (9)
2/25/03	Atlanta, Ga.	W	5-0
3/23/03	Marietta, Ga.	L	2-3 (98)
3/29/04	Troy, Ala.	W	4-0
3/29/04	Troy, Ala.	W	10-0
5/9/05	Atlanta, Ga.	W	4-2
5/9/05	Atlanta, Ga.	L	2-8
2/14/07	Atlanta, Ga.	L	2-4
3/5/14	Atlanta, Ga.	W	2-1
3/3/15	Troy, Ala.	L	3-4 (11)
4/20/16	Atlanta, Ga.	W	2-1
3/19/19	Troy, Ala.	W	5-1
4/21/21	Troy, Ala.	W	4-2
4/21/21	Troy, Ala.	L	5-9

\* Known as Troy State, 1967-2004

## SERIES

Home: 5-8, Away: 7-5, Neutral: 2-2

## TULSA

### SERIES TIED 1-1

DATE	LOCATION	W/L	SCORE
2/22/14	Atlanta, Ga.	L	3-11
2/22/14	Atlanta, Ga.	W	2-1

## SERIES

Home: 1-1, Away: 0-0, Neutral: 0-0

## UAB

### GT LEADS 4-1

DATE	LOCATION	W/L	SCORE
3/2/05	Birmingham, Ala.	W	3-0
4/16/05	Atlanta, Ga.	W	8-4
4/16/05	Atlanta, Ga.	W	9-0 (5)
3/6/11	Woodstock, Ga.	W	8-0
2/7/20	Atlanta, Ga.	L	3-9

## SERIES

Home: 2-1, Away: 1-0, Neutral: 1-0

## UC SANTA BARBARA

### GT TRAILS 0-3

DATE	LOCATION	W/L	SCORE
3/10/00	San Jose, Calif.	L	2-6
2/26/16	Santa Barbara, Calif.	L	4-6
2/27/16	Santa Barbara, Calif.	L	0-4

## SERIES

Home: 0-0, Away: 0-2, Neutral: 0-1

## UMASS - LOWELL

### GT LEADS 1-0

DATE	LOCATION	W/L	SCORE
2/9/19	Jacksonville, Fla.	W	9-8 (8)

## SERIES

Home: 0-0, Away: 0-0, Neutral: 1-0

## UMKC

### GT LEADS 1-0

DATE	LOCATION	W/L	SCORE
3/7/03	Sunnyvale, Calif.	W	3-0

## SERIES

Home: 0-0, Away: 0-0, Neutral: 1-0

## UCF

### GT TRAILS 2-3

DATE	LOCATION	W/L	SCORE
3/19/05	Orlando, Fla.	L	0-1
3/20/05	Orlando, Fla.	W	8-0 (6)
5/18/08	Gainesville, Fla.	L	1-7
2/26/10	Columbus, Ga.	W	1-0
3/23/16	Orlando, Fla.	L	0-1

## SERIES

Home: 0-0, Away: 1-2, Neutral: 1-1

## UNC - ASHEVILLE

### GT LEADS 1-0

DATE	LOCATION	W/L	SCORE
4/12/91	Chapel Hill, N.C.	W	11-1 (6)

## SERIES

Home: 0-0, Away: 0-0, Neutral: 1-0

## UNC - CHARLOTTE

### GT LEADS 17-10-1

DATE	LOCATION	W/L	SCORE
3/15/90	Charlotte, N.C.	L	0-1
3/15/90	Charlotte, N.C.	L	1-2 (10)
4/6/91	Greenville, S.C.	L	4-5
4/27/91	Atlanta, Ga.	W	1-0
4/27/91	Atlanta, Ga.	T	4-4 (8)
3/4/92	Charlotte, N.C.	L	1-4
3/4/92	Charlotte, N.C.	W	3-1
3/20/93	Columbia, S.C.	W	2-1
3/21/93	Columbia, S.C.	W	7-2
3/26/93	Rock Hill, S.C.	W	3-2
4/2/93	Marietta, Ga.	W	5-4
4/9/93	Chapel Hill, N.C.	W	10-3
3/8/94	Charlotte, N.C.	W	13-5
3/8/94	Charlotte, N.C.	W	9-3
4/8/94	Chapel Hill, N.C.	W	11-3 (6)
3/1/95	Atlanta, Ga.	W	5-2
3/1/95	Atlanta, Ga.	W	11-3 (5)
3/25/95	Rock Hill, S.C.	W	11-1 (5)
2/25/96	Charlotte, N.C.	W	8-0 (5)
2/25/96	Charlotte, N.C.	W	12-3
3/6/97	Charlotte, N.C.	L	2-5
3/6/97	Charlotte, N.C.	L	3-4
3/27/98	Marietta, Ga.	W	7-1
4/1/98	Atlanta, Ga.	L	1-4
4/1/98	Atlanta, Ga.	L	1-5
5/1/99	Charlotte, N.C.	L	0-1
5/1/99	Charlotte, N.C.	W	5-1
3/1/08	Columbus, Ga.	L	2-6

## SERIES

Home: 3-2-1, Away: 6-6 Neutral: 8-2

## UNC - GREENSBORO

### GT LEADS 3-2

DATE	LOCATION	W/L	SCORE
4/10/92	Greensboro, N.C.	W	3-1
4/10/92	Greensboro, N.C.	W	6-4
3/24/95	Rock Hill, S.C.	L	4-5 (8)
2/22/97	Raleigh, N.C.	W	7-1 (6)
2/9/03	Columbia, S.C.	L	0-1

## SERIES

Home: 0-0, Away: 2-0, Neutral: 1-2

## UNC - WILMINGTON

### GT LEADS 9-2

DATE	LOCATION	W/L	SCORE
3/5/88	Atlanta, Ga.	W	9-5
3/4/89	Wilmington, N.C.	W	2-1
3/4/89	Wilmington, N.C.	L	5-11

3/5/90	Atlanta, Ga.	W	4-2
3/5/90	Atlanta, Ga.	L	1-2
3/4/91	Atlanta, Ga.	W	3-1
3/4/91	Atlanta, Ga.	W	1-0
4/1/91	Chapel Hill, N.C.	W	8-0
4/11/92	Chapel Hill, N.C.	W	11-1 (6)
4/9/94	Chapel Hill, N.C.	W	9-1
3/31/95	Marietta, Ga.	W	6-1

## SERIES

Home: 4-1, Away: 1-1, Neutral: 4-0

## UNLV

### GT TRAILS 0-1

DATE	LOCATION	W/L	SCORE
2/20/09	Cathedral City, Calif.	L	3-4

## SERIES

Home: 0-0, Away: 0-0, Neutral: 0-1

## USC - AIKEN

### GT LEADS 7-1

DATE	LOCATION	W/L	SCORE
2/17/90	Atlanta, Ga.	W	12-0 (5)
2/17/90	Atlanta, Ga.	W	13-8
2/23/91	Atlanta, Ga.	W	4-0
2/23/91	Atlanta, Ga.	W	8-0
3/24/91	Aiken, S.C.	W	4-3
3/24/91	Aiken, S.C.	L	7-9
3/29/92	Atlanta, Ga.	W	1-0
3/29/92	Atlanta, Ga.	W	5-1

## SERIES

Home: 6-0, Away: 1-1, Neutral: 0-0

## USC - UPSTATE

### GT TRAILS 4-6

DATE	LOCATION	W/L	SCORE
3/27/87	Spartanburg, S.C.	W	6-3
3/27/87	Spartanburg, S.C.	L	8-10
3/26/88	Atlanta, Ga.	L	1-7
3/26/88	Atlanta, Ga.	L	0-14
4/1/88	Spartanburg, S.C.	L	0-1
4/1/88	Spartanburg, S.C.	L	0-5
4/23/89	Atlanta, Ga.	W	3-2 (8)
4/23/89	Atlanta, Ga.	W	12-0
4/20/91	Columbus, Ga.	L	0-2 (9)
4/20/91	Columbus, Ga.	W	4-0

\* Known as USC-Spartanburg, 1975-2004

## SERIES

Home: 2-2, Away: 1-3, Neutral: 1-1

## UT-MARTIN

### GT LEADS 7-1

DATE	LOCATION	W/L	SCORE
3/29/96	Marietta, Ga.	L	0-1 (9)
3/23/01	Marietta, Ga.	W	3-0
2/10/08	Panthersville, Ga.	W	2-0
3/10/09	Atlanta, Ga.	W	2-1
3/10/09	Atlanta, Ga.	W	7-5
3/3/12	Woodstock, Ga.	W	8-6 (8)
5/19/12	Tuscaloosa, Ala.	W	9-1
2/16/14	Atlanta, Ga.	W	8-5

## SERIES

Home: 3-0, Away: 0-0, Neutral: 4-1

## UTAH

### GT TRAILS 1-3

DATE	LOCATION	W/L	SCORE
3/25/97	Atlanta, Ga.	L	1-4
3/25/97	Atlanta, Ga.	W	6-4
3/25/98	Atlanta, Ga.	L	0-8 (6)
3/25/98	Atlanta, Ga.	L	4-8

## SERIES

Home: 1-3, Away: 0-0, Neutral: 0-0

## UTEP

### GT LEADS 2-0

DATE	LOCATION	W/L	SCORE
3/5/04	Tucson, Ariz.	W	7-0
3/4/06	Marietta, Ga.	W	10-1 (5)

## SERIES

Home: 0-0, Away: 0-0, Neutral: 2-0

## VALDOSTA STATE

### GT LEADS 2-0

DATE	LOCATION	W/L	SCORE
3/9/92	Atlanta, Ga.	W	7-3
3/9/92	Atlanta, Ga.	W	8-7

## SERIES

Home: 2-0, Away: 0-0, Neutral: 0-0

## VALPARAISO

### GT LEADS 3-2

DATE	LOCATION	W/L	SCORE
3/11/88	Atlanta, Ga.	L	0-1
3/8/89	Atlanta, Ga.	L	2-5
3/8/89	Atlanta, Ga.	W	1-0
3/5/96	Atlanta, Ga.	W	14-4 (5)
3/5/96	Atlanta, Ga.	W	3-2

## SERIES

Home: 3-2, Away: 0-0, Neutral: 0-0

## VERMONT

### GT LEADS 1-0

DATE	LOCATION	W/L	SCORE
3/9/08	Macon, Ga.	W	5-4 (8)

## SERIES

Home: 0-0, Away: 0-0, Neutral: 1-0

## VIRGINIA

### GT LEADS 53-42

DATE	LOCATION	W/L	SCORE
2/25/89	Atlanta, Ga.	L	0-9
2/25/89	Atlanta, Ga.	L	0-4
3/3/90	Atlanta, Ga.	L	0-2 (10)
3/3/90	Atlanta, Ga.	L	0-5
4/17/92	Tallahassee, Fla.	L	3-10
4/25/93	Atlanta, Ga.	L	0-6
4/25/93	Atlanta, Ga.	L	1-10
2/27/94	Atlanta, Ga.	L	0-2 (8)
2/27/94	Atlanta, Ga.	L	0-2
3/22/95	Charlottesville, Va.	W	9-3
3/22/95	Charlottesville, Va.	L	1-2
4/21/95	Tallahassee, Fla.	W	3-1
4/22/95	Tallahassee, Fla.	W	7-4
3/16/96	Atlanta, Ga.	W	5-2
3/16/96	Atlanta, Ga.	W	5-4
4/19/96	Raleigh, N.C.	L	2-3
4/11/97	Charlottesville, Va.	L	0-4
4/11/97	Charlottesville, Va.	L	2-3 (8)
4/18/97	Marietta, Ga.	W	7-2
4/11/98	Atlanta, Ga.	W	5-3
4/11/98	Atlanta, Ga.	W	2-0
4/23/98	Tallahassee, Fla.	L	1-3
4/11/99	Charlottesville, Va.	L	0-2
4/11/99	Charlottesville, Va.	L	4-6
5/14/99	Tallahassee, Fla.	L	0-4
4/15/00	Atlanta, Ga.	L	2-4
4/15/00	Atlanta, Ga.	L	1-4
4/29/00	Tallahassee, Fla.	L	6-7 (9)
4/14/01	Charlottesville, Va.	L	1-2
4/14/01	Charlottesville, Va.	L	0-1 (8)
5/12/01	Raleigh, N.C.	L	2-3
3/9/02	Pleasanton, Calif.	W	6-4 (10)
3/31/02	Atlanta, Ga.	W	5-1

HISTORY

3/31/02	Atlanta, Ga.	W	3-1
4/7/02	Chapel Hill, N.C.	L	0-1
4/7/02	Chapel Hill, N.C.	L	5-10
4/5/03	Charlottesville, Va.	L	1-6
4/5/03	Charlottesville, Va.	W	2-0
5/10/03	Tallahassee, Fla.	L	3-4
4/10/04	Atlanta, Ga.	L	0-2
4/10/04	Atlanta, Ga.	W	2-0
5/15/04	Tallahassee, Fla.	W	4-1
4/3/05	Charlottesville, Va.	W	3-0
4/3/05	Charlottesville, Va.	L	4-6
5/14/05	College Park, Md.	W	3-0
3/25/06	Atlanta, Ga.	W	10-2 (5)
3/25/06	Atlanta, Ga.	W	7-4
3/26/06	Atlanta, Ga.	L	4-5
5/12/06	Chapel Hill, N.C.	W	11-2 (5)
4/27/07	Charlottesville, Va.	W	12-3 (5)
4/27/07	Charlottesville, Va.	W	15-0 (5)
4/28/07	Charlottesville, Va.	W	11-10
3/5/08	Atlanta, Ga.	L	3-8
3/5/08	Atlanta, Ga.	L	1-2
3/6/08	Atlanta, Ga.	W	6-3
5/9/08	College Park, Md.	W	5-3
4/18/09	Charlottesville, Va.	W	14-1 (5)
4/18/09	Charlottesville, Va.	W	13-4 (5)
4/19/09	Charlottesville, Va.	W	5-3
5/8/09	Raleigh, N.C.	W	7-0
4/10/10	Atlanta, Ga.	W	5-2
4/10/10	Atlanta, Ga.	W	5-3
4/11/10	Atlanta, Ga.	W	8-9 (5)
4/23/11	Charlottesville, Va.	W	8-0
4/23/11	Charlottesville, Va.	W	9-2
5/13/11	Atlanta, Ga.	L	0-6
3/10/12	Atlanta, Ga.	L	1-3
3/10/12	Atlanta, Ga.	L	2-13 (5)
3/11/12	Atlanta, Ga.	L	1-3
5/10/12	Chapel Hill, N.C.	W	6-4
3/9/13	Charlottesville, Va.	W	7-3
3/9/13	Charlottesville, Va.	W	5-2
3/10/13	Charlottesville, Va.	L	2-4
3/12/14	Atlanta, Ga.	W	10-2 (6)
3/12/14	Atlanta, Ga.	W	3-2 (8)
3/7/15	Charlottesville, Va.	W	4-3
3/7/15	Charlottesville, Va.	W	7-5
3/8/15	Charlottesville, Va.	W	7-1
4/23/16	Atlanta, Ga.	L	0-6
4/23/16	Atlanta, Ga.	L	1-13 (5)
4/24/16	Atlanta, Ga.	W	8-6 (11)
4/14/17	Charlottesville, Va.	W	10-5
4/15/17	Charlottesville, Va.	L	2-3
4/16/17	Charlottesville, Va.	L	2-4
3/9/18	Charlottesville, Va.	W	9-5
3/10/18	Charlottesville, Va.	W	18-9 (5)
3/10/18	Charlottesville, Va.	W	8-5
3/15/19	Atlanta, Ga.	W	13-0 (5)
3/16/19	Atlanta, Ga.	W	6-3
3/17/19	Atlanta, Ga.	L	1-7
5/8/19	Tallahassee, Fla.	W	8-0 (5)
4/30/21	Atlanta, Ga.	W	7-1
4/30/21	Atlanta, Ga.	W	8-0 (5)
5/1/21	Atlanta, Ga.	W	6-2
5/2/21	Atlanta, Ga.	W	6-3

**SERIES**  
Home: 22-21, Away: 20-12, Neutral: 11-9

**VIRGINIA TECH**

**GT TRAILS 27-28**

DATE	LOCATION	W/L	SCORE
3/1/98	Atlanta, Ga.	W	2-1
2/1/99	Atlanta, Ga.	W	5-4
2/17/99	Atlanta, Ga.	L	2-3
3/6/99	Atlanta, Ga.	L	6-10
3/9/03	Sunnyvale, Calif.	W	6-0
2/27/04	Columbus, Ga.	W	6-5
4/23/05	Blacksburg, Va.	L	5-9
4/23/05	Blacksburg, Va.	W	10-3
5/15/05	College Park, Md.	W	1-0
4/29/06	Atlanta, Ga.	L	2-4
4/29/06	Atlanta, Ga.	L	1-4
4/30/06	Atlanta, Ga.	W	3-2

3/17/07	Blacksburg, Va.	L	0-6
3/17/07	Blacksburg, Va.	L	1-3
3/18/07	Blacksburg, Va.	W	21-1 (5)
5/13/07	Tallahassee, Fla.	L	0-2
3/15/08	Atlanta, Ga.	L	2-4
3/15/08	Atlanta, Ga.	L	2-4
3/16/08	Atlanta, Ga.	W	7-3
3/21/09	Blacksburg, Va.	W	13-0 (5)
3/21/09	Blacksburg, Va.	W	8-5 (10)
3/22/09	Blacksburg, Va.	L	2-3
5/9/09	Raleigh, N.C.	W	14-4
4/2/10	Atlanta, Ga.	W	15-1 (5)
4/2/10	Atlanta, Ga.	W	3-1
4/3/10	Atlanta, Ga.	W	9-1 (6)
4/9/11	Blacksburg, Va.	L	2-4
4/10/11	Blacksburg, Va.	W	8-5 (9)
4/10/11	Blacksburg, Va.	W	11-3 (6)
4/28/12	Atlanta, Ga.	W	5-0
4/28/12	Atlanta, Ga.	L	2-5
4/29/12	Atlanta, Ga.	W	5-0
5/12/12	Chapel Hill, N.C.	W	9-1 (5)
4/6/13	Blacksburg, Va.	L	7-2
4/6/13	Blacksburg, Va.	L	2-10 (5)
4/7/13	Blacksburg, Va.	W	10-4
4/5/14	Atlanta, Ga.	L	0-7
4/5/14	Atlanta, Ga.	L	2-5
4/6/14	Atlanta, Ga.	L	5-6
3/25/16	Atlanta, Ga.	L	0-1
3/26/16	Atlanta, Ga.	L	0-5
3/26/16	Atlanta, Ga.	W	1-0
3/31/17	Blacksburg, Va.	L	5-6 (8)
4/1/17	Blacksburg, Va.	L	6-13
4/2/17	Blacksburg, Va.	W	7-3
4/27/18	Atlanta, Ga.	W	3-2
4/28/18	Atlanta, Ga.	L	1-5
4/29/18	Atlanta, Ga.	W	3-0
3/9/19	Blacksburg, Va.	L	1-5
3/10/19	Blacksburg, Va.	W	10-7
3/10/19	Blacksburg, Va.	L	4-5
4/16/21	Blacksburg, Va.	W	6-4
4/17/21	Blacksburg, Va.	L	3-4
4/17/21	Blacksburg, Va.	L	4-10
4/18/21	Blacksburg, Va.	L	0-12 (5)

**SERIES**  
Home: 12-13, Away: 10-14, Neutral: 5-1

**WAGNER**

**GT LEADS 1-0**

DATE	LOCATION	W/L	SCORE
4/1/94	Marietta, Ga.	W	13-0 (5)

**SERIES**  
Home: 0-0, Away: 0-0, Neutral: 1-0

**WASHINGTON**

**GT TRAILS 0-5**

DATE	LOCATION	W/L	SCORE
5/22/04	Athens, Ga.	L	0-2
5/23/09	Atlanta, Ga.	L	1-7
5/24/09	Atlanta, Ga.	L	0-7
2/7/20	Atlanta, Ga.	L	6-11
2/8/20	Atlanta, Ga.	L	1-2

**SERIES**  
Home: 0-4, Away: 0-0, Neutral: 0-1

**WEST FLORIDA**

**GT TRAILS 0-2**

DATE	LOCATION	W/L	SCORE
4/10/87	Pensacola, Fla.	L	0-5
4/8/88	Pensacola, Fla.	L	1-12

**SERIES**  
Home: 0-0, Away: 0-2, Neutral: 0-0

**WEST GEORGIA**

**GT TRAILS 3-6**

DATE	LOCATION	W/L	SCORE
3/12/87	Atlanta, Ga.	L	3-5
3/12/87	Atlanta, Ga.	L	3-16
4/22/87	Carrollton, Ga.	L	3-8
4/22/87	Carrollton, Ga.	L	2-10
3/30/88	Carrollton, Ga.	W	4-0
3/30/88	Carrollton, Ga.	L	7-8
4/8/88	Pensacola, Fla.	L	5-9
4/19/88	Atlanta, Ga.	W^	1-0
4/19/88	Atlanta, Ga.	W^	1-0

**SERIES**  
Home: 2-2, Away: 1-3, Neutral: 0-1

**WESTERN CAROLINA**

**GT LEADS 8-0**

DATE	LOCATION	W/L	SCORE
4/12/07	Atlanta, Ga.	W	7-1
4/3/08	Atlanta, Ga.	W	4-0
4/3/08	Atlanta, Ga.	W	8-1
3/17/09	Atlanta, Ga.	W	10-1 (5)
3/17/09	Atlanta, Ga.	W	8-0 (5)
3/6/12	Atlanta, Ga.	W	4-2
3/6/12	Atlanta, Ga.	W	9-4
3/3/19	Atlanta, Ga.	W	9-6

**SERIES**  
Home: 8-0, Away: 0-0, Neutral: 0-0

**WESTERN KENTUCKY**

**GT TLEADS 3-1**

DATE	LOCATION	W/L	SCORE
3/20/04	Marietta, Ga.	W	13-0 (5)
3/8/09	Woodstock, Ga.	W	5-0
3/3/12	Woodstock, Ga.	W	5-3
2/14/15	Tallahassee, Fla.	L	1-4

**SERIES**  
Home: 0-0, Away: 0-0, Neutral: 3-1

**WICHITA STATE**

**SERIES TIED 1-1**

DATE	LOCATION	W/L	SCORE
3/30/90	Birmingham, Ala.	L	1-9 (5)
3/29/96	Marietta, Ga.	W	9-0 (5)

**SERIES**  
Home: 0-0, Away: 0-0, Neutral: 1-1

**WINTHROP**

**GT LEADS 21-13**

DATE	LOCATION	W/L	SCORE
4/20/87	Rock Hill, S.C.	L	3-10
4/20/87	Rock Hill, S.C.	L	3-13
3/27/88	Atlanta, Ga.	L	0-6
3/27/88	Atlanta, Ga.	L	1-6
4/2/88	Rock Hill, S.C.	L	1-5
4/2/88	Rock Hill, S.C.	L	1-8
3/16/90	Rock Hill, S.C.	L	1-2 (9)
3/16/90	Roch Hill, S.C.	L	1-6
3/18/90	Atlanta, Ga.	W	2-1
3/18/90	Atlanta, Ga.	L	2-5
4/7/91	Atlanta, Ga.	W	4-2
4/7/91	Atlanta, Ga.	L	0-2
3/27/92	Birmingham, Ala.	W	12-2 (5)
4/12/92	Chapel Hill, N.C.	W	4-1
3/9/93	Atlanta, Ga.	W	1-0
3/9/93	Atlanta, Ga.	W	2-1
4/9/93	Chapel Hill, N.C.	W	7-1
4/7/94	Rock Hill, S.C.	W	10-2 (5)
4/7/94	Rock Hill, S.C.	W	10-0 (5)
4/16/94	Chattanooga, Tenn.	W	4-1
3/18/95	Atlanta, Ga.	L	2-5

3/18/95	Atlanta, Ga.	W	5-0
2/26/96	Rock Hill, S.C.	W	3-2
2/26/96	Rock Hill, S.C.	L	1-2
3/12/97	Atlanta, Ga.	W	9-3
3/12/97	Atlanta, Ga.	W	5-0
3/4/05	Marietta, Ga.	W	2-0
3/20/08	Rock Hill, S.C.	L	1-5
3/20/08	Rock Hill, S.C.	W	3-2
3/18/09	Atlanta, Ga.	W	6-4
3/18/09	Atlanta, Ga.	W	7-1
3/22/11	Rock Hill, S.C.	W	12-2
3/22/11	Rock Hill, S.C.	W	10-4
3/2/12	Woodstock, Ga.	W	5-0

**SERIES**  
Home: 9-5, Away: 6-8, Neutral: 6-0

**WISCONSIN**

**GT TRAILS 0-3**

DATE	LOCATION	W/L	SCORE
3/3/96	Greenville, N.C.	L	1-2
3/10/00	San Jose, Calif.	L	4-6
3/11/00	San Jose, Calif.	L	0-8

**SERIES**  
Home: 0-0, Away: 0-0, Neutral: 0-3

**WISCONSIN-LACROSSE**

**GT TRAILS 0-1**

DATE	LOCATION	W/L	SCORE
3/24/89	Pensacola, Fla.	L	6-7

**SERIES**  
Home: 0-0, Away: 0-0, Neutral: 0-1

**WISCONSIN-SUPERIOR**

**GT LEADS 1-0**

DATE	LOCATION	W/L	SCORE
3/23/89	Pensacola, Fla.	W	11-2

**SERIES**  
Home: 0-0, Away: 0-0, Neutral: 1-0

**WRIGHT STATE**

**GT LEADS 4-0**

DATE	LOCATION	W/L	SCORE
3/26/98	Atlanta, Ga.	W	5-3
2/18/00	Raleigh, N.C.	W	3-2
3/11/06	Clearwater, Fla.	W	8-0 (5)
2/23/08	Tampa, Fla.	W	5-0

**SERIES**  
Home: 1-0, Away: 0-0, Neutral: 3-0

**YOUNGSTOWN STATE**

**GT LEADS 1-0**

DATE	LOCATION	W/L	SCORE
3/28/97	Marietta, Ga.	W	9-2

**SERIES**  
Home: 0-0, Away: 0-0, Neutral: 1-0

HISTORY



## ***RECORDS***

<b>CAREER RECORDS</b>	<b>56</b>
<b>SEASON INDIVIDUAL RECORDS</b>	<b>57</b>
<b>SEASON TEAM RECORDS</b>	<b>58</b>
<b>SEASON LEADERS</b>	<b>59-61</b>
<b>TEAM YEAR BY YEAR STATISTICS</b>	<b>62</b>
<b>2022 SCHEDULE</b>	<b>63</b>

## CAREER RECORDS

## BATTING

## BATTING AVG. (MIN 325 AB) YEARS AVG.

1. Jen Yee (238 hits-560 at bats)	2007, 2009-10	.425
2. Laura Williams (292-697)	1994-97	.419
3. Kelsi Weseman (237-612)	2009-12	.387
4. Caitlin Lever (226-600)	2005-07	.377
5. Stephanie Weitman (226-636)	1992-95	.355

## SLUGGING % (MIN 325 AB) YEARS PCT.

1. Jen Yee (560 AB)	2007, 2009-10	.814
2. Kelsi Weseman (612 AB)	2009-12	.763
3. Whitney Haller (790 AB)	2006-09	.651
4. Alysha Rudnik (475 AB)	2011-14	.636
5. Hope Rush (594 AB)	2010-13	.633

## ON BASE % (MIN 325 AB) YEARS NO.

1. Jen Yee	2007, 2009-10	.552
2. Kelsi Weseman	2009-12	.515
3. Laura Williams	1994-97	.457
4. Christine Sheridan	2005-06	.451
5. Tara Knudsen	2001-04	.440

## GAMES PLAYED YEARS NO.

1. Aileen Morales	2005-08	265
2. Whitney Haller	2006-09	263
Blair Shimandle	2006-09	263
4. Katie Donovan	2002-05	260
5. Savannah Brown	2005-08	255

## GAMES STARTED YEARS NO.

1. Aileen Morales	2005-08	265
2. Whitney Haller	2006-09	263
3. Blair Shimandle	2006-09	259
4. Katie Donovan	2002-05	255
5. Savannah Brown	2005-08	247

## AT BATS YEARS NO.

1. Aileen Morales	2005-08	850
2. Whitney Haller	2005-08	790
3. Blair Schmandle	2006-09	747
4. Tara Knudsen	2001-04	711
5. Savannah Brown	2005-08	706

## RUNS SCORED YEARS NO.

1. Jen Yee	2007, 2009-10	229
2. Aileen Morales	2005-08	216
3. Kelsi Weseman	2009-12	196
4. Whitney Haller	2006-09	185
5. Ashley Thomas	2011-14	179

## HITS YEARS NO.

1. Laura Williams	1994-97	292
2. Whitney Haller	2006-09	280
3. Aileen Morales	2005-08	261
4. Tara Knudsen	2001-04	242
5. Blair Schmandle	2006-09	239

## DOUBLES YEARS NO.

1. Kelsi Weseman	2009-12	53
2. Jen Yee	2007, 2009-10	46
3. Tara Knudsen	2001-04	45
4. Lindsay Wood	2000-03	44
5. Aileen Morales	2005-08	43
Whitney Haller	2006-09	43

## TRIPLES YEARS NO.

1. Laura Williams	1994-97	31
2. Stephanie Webb	1993-96	15
3. Stephanie Weitman	1992-95	12
4. Jan Hulsey	1990-93	11

5. Felicia Coursey	2002-03	10
Aileen Morales	2005-08	10

## HOME RUNS YEARS NO.

1. Whitney Haller	2006-09	61
2. Hope Rush	2010-13	60
3. Kelsi Weseman	2009-12	55
4. Jen Yee	2007, 2009-10	54
5. Tara Knudsen	2001-04	46

## RBI YEARS NO.

1. Whitney Haller	2006-09	228
2. Kelsi Weseman	2009-12	201
3. Savannah Brown	2005-08	194
4. Hope Rush	2010-13	193
5. Anne Knobbe	1997-00	172

## TOTAL BASES YEARS NO.

1. Whitney Haller	2006-09	514
2. Kelsi Weseman	2009-12	467
3. Jen Yee	2007, 2009-10	456
4. Tara Knudsen	2001-04	435
5. Laura Williams	1994-97	403

## WALKS YEARS NO.

1. Jen Yee	2007, 2009-10	151
2. Hope Rush	2010-13	124
3. Tara Knudsen	2001-04	119
4. Katie Donovan	2002-05	115
5. Amy Hosier	2003-06	110

## SACRIFICE HITS YEARS NO.

1. Heather Sumrow	1997-00	52
2. Lauren Schwartz	1997-00	46
3. Kate Kuzma	2009-12	42
4. Hayley Downs	2011-14	40
5. Kirin Kumar	2002-05	37

## STOLEN BASES YEARS NO.

1. Aileen Morales	2005-08	154
2. Ashley Thomas	2011-14	113
3. Laura Williams	1994-97	110
4. Christy Jones	2008-11	95
5. Blair Schmandle	2006-09	93

## STOLEN BASE ATTEMPTS YEARS NO.

1. Aileen Morales	2005-08	173
2. Ashley Thomas	2011-14	134
3. Laura Williams	1994-97	121
4. Christy Jones	2008-11	109
5. Blair Schmandle	2006-09	108

## PITCHING

## EARNED RUN AVG. (MIN 300 IP) YEARS NO.

1. Jessica Sallinger (1008.2 IP)	2002-05	1.12
2. Misty Reeder (370.0 IP)	1989-91	1.41
3. Kristen Adkins (431.0 IP)	2009-11	1.77
4. Erin Voeltz (671.1 IP)	2001-04	1.81
5. Dina El Sheshai (481.1 IP)	1990-93	1.93

## ON BASE AVG. (MIN 300 IP) YEARS NO.

1. Jessica Sallinger (1008.2 IP)	2002-05	.150
2. Tiffany Johnson (343.1 IP)	2007-09	.192
3. Erin Voeltz (671.1 IP)	2001-04	.231
4. Kristen Adkins (431.0 IP)	2009-11	.232
5. Whitney Humphreys (581.2 IP)	2005-08	.237

## STRIKEOUTS/GAME (MIN 300 IP) YEARS NO.

1. Jessica Sallinger	2002-05	9.71
2. Tiffany Johnson	2007-09	7.61

3. Whitney Humphreys	2005-08	5.11
4. Erin Voeltz	2001-04	5.09
5. Sarah Wood	2004-07	4.67

## WINS YEARS NO.

1. Jessica Sallinger	2002-05	109
2. Hope Rush	2010-13	79
3. Whitney Humphreys	2005-08	69
4. Erin Voeltz	2001-04	58
5. Kristen Adkins	2009-11	52

## SAVES YEARS NO.

1. Dina El Sheshai	1990-93	17
2. Kristen Adkins	2009-11	7
3. Whitney Haller	2006-09	6
Tiffany Johnson	2007-09	6
Lacey Richardson	2006-07	6
Erin Voeltz	2001-04	6
Whitney Humphreys	2005-08	6
Hope Rush	2010-13	6
Morgan Bruce	2019-21	6

## APPEARANCES YEARS NO.

1. Jessica Sallinger	2002-05	168
2. Hope Rush	2010-13	139
Whitney Humphreys	2005-08	139
4. Erin Voeltz	2001-04	129
5. Emily Anderson	2015-18	119

## GAMES STARTED YEARS NO.

1. Jessica Sallinger	2002-05	152
2. Hope Rush	2010-13	117
3. Erin Voeltz	2001-04	99
4. Emily Anderson	2015-18	94
5. Whitney Humphreys	2005-08	91

## COMPLETE GAMES YEARS NO.

1. Jessica Sallinger	2002-05	123
2. Hope Rush	2010-13	83
3. Erin Voeltz	2001-04	72
4. Emily Anderson	2015-18	65
5. Jamie Smith	1996-97, 1999-00	56

## SHUTOUTS YEARS NO.

1. Jessica Sallinger	2002-05	52
2. Hope Rush	2010-13	22
3. Erin Voeltz	2001-04	17
4. Whitney Humphreys	2005-08	13
Kristen Adkins	2009-11	13
5. Nikki Johnson	1994	11

## INNINGS PITCHED YEARS NO.

1. Jessica Sallinger	2002-05	1,008.2
2. Hope Rush	2010-13	752.2
3. Erin Voeltz	2001-04	671.1
4. Emily Anderson	2015-18	618.2
5. Whitney Humphreys	2005-08	581.2

## STRIKEOUTS YEARS NO.

1. Jessica Sallinger	2002-05	1,398
2. Erin Voeltz	2001-04	488
3. Hope Rush	2010-13	471
4. Emily Anderson	2015-18	467
5. Whitney Humphreys	2005-08	425

## FIELDING % (MIN 400 CHANCES) YEARS PCT.

1. Kristine Priebe (726)	2010-11	.992
2. Whitney Haller, 1B (1,687)	2006-09	.990
3. Tasha Waugh, C/1B (814)	2001-04	.990
4. Lynne Borowski, 1B (417)	1992-94	.988
5. Savannah Brown, C (1,253)	2005-08	.986

# SEASON INDIVIDUAL RECORDS

## BATTING

### BATTING AVG (MIN 75 AB) YEAR AVG.

1. Jen Yee (84 hits - 148 at bats)	2010	.568
2. Laura Williams (87-182)	1997	.478
3. Caitlin Lever (94-208)	2007	.452
4. Kelsi Weseman (67-158)	2011	.424
5. Ashley Thomas	2013	.417

### SLUGGING % (MIN 75 AB) YEAR PCT.

1. Jen Yee (148 AB)	2010	1.270
2. Kelsi Weseman (158 AB)	2011	.948
3. Jen Yee (176 AB)	2009	.813
4. Whitney Haller (214 AB)	2006	.799
5. Kelsi Weseman (114 AB)	2012	.772

### ON BASE % (MIN 75 AB) YEAR PCT.

1. Jen Yee (148 AB)	2010	.732
2. Kelsi Weseman (114 AB)	2012	.583
3. Tricia Awald (124 AB)	2021	.555
4. Kelsi Weseman (158 AB)	2011	.538
5. Jen Yee (176 AB)	2009	.534

### GAMES PLAYED/STARTED YEAR NO.

1. Whitney Haller	2006, 2007	70-70
Aileen Morales	2006, 2007	70-70
Caitlin Lever	2007	70-70
Jen Yee	2007	70-70
Jamie Frost	2002	70-70
Soraya Reddick	2002	70-70
Tara Knudsen	2002	70-70

### AT BATS YEAR NO.

1. Jen Yee	2007	236
2. Aileen Morales	2007	233
3. Felicia Coursey	2002	225
4. Christine Sheridan	2006	220
5. Aileen Morales	2006	219

### RUNS SCORED YEAR NO.

1. Jen Yee	2010	93
2. Aileen Morales	2007	73
3. Jen Yee	2007	72
4. Whitney Haller	207	67
5. Jen Yee	2009	64

### HITS YEAR NO.

1. Caitlin Lever	2007	94
2. Laura Williams	1997	87
3. Whitney Haller	2006	84
Jen Yee	2010	84
5. Whitney Haller	2007	81
Jen Yee	2007	81

### DOUBLES YEAR NO.

1. Lindsay Wood	2002	27
2. Caitlin Lever	2007	20
3. Amy Hosier	2006	19
4. Jen Yee	2009	18
Kelsi Weseman	2010	18
Breanna Roper	2019	18

### TRIPLES YEAR NO.

1. Laura Williams	1994	11
2. Laura Williams	1996	8
3. Laura Williams	1995	8
4. Stephanie Weitman	1994	6
Stephanie Webb	1994	6
Felicia Coursey	2002	6

### HOME RUNS YEAR NO.

1. Jen Yee	2010	29
2. Whitney Haller	2006	24
3. Kelsi Weseman	2011	21
4. Savannah Brown	2007	20
Brittany Barnes	2007	20
Hope Rush	2010	20

### RBI YEAR NO.

1. Savannah Brown	2007	76
2. Brittany Barnes	2007	73
3. Whitney Haller	2006	72
4. Kelsi Weseman	2011	65
5. Jen Yee	2010	63

### TOTAL BASES YEAR NO.

1. Jen Yee	2010	188
2. Whitney Haller	2006	171
3. Caitlin Lever	2007	155
4. Kelsi Weseman	2011	153
5. Tara Knudsen	2002	147

### WALKS YEAR NO.

1. Jen Yee	2010	88
2. Amy Hosier	2006	52
3. Jen Yee	2009	41
4. Tara Knudsen	2004	39
Tricia Awald	2019	39

### STOLEN BASES YEAR NO.

1. Aileen Morales	2008	46
2. Aileen Morales	2005	44
3. Blair Shimandle	2008	38
4. Ashley Thomas	2013	37
5. Aileen Morales	2007	34

## PITCHING

### EARNED RUN AVG. (MIN 100 IP) YEAR NO.

1. Jessica Sallinger (214.1 IP)	2004	0.82
2. Kim Gulakowski (111.2 IP)	1991	0.94
3. Tiffany Goodman (111.1 IP)	2001	1.13
4. Erin Voeltz (174.2 IP)	2004	1.15
5. Jessica Sallinger (257.0 IP)	2002	1.17

### ON BASE AVG. (MIN 100 IP) YEAR NO.

1. Jessica Sallinger	2003	.139
2. Jessica Sallinger	2004	.140
3. Jessica Sallinger	2005	.144
4. Tiffany Johnson	2009	.170
5. Jessica Sallinger	2002	.176

### STRIKEOUTS/GAME (MIN 100 IP) YEAR NO.

1. Jessica Sallinger	2004	10.31
2. Jessica Sallinger	2005	9.89
3. Jessica Sallinger	2003	9.46
4. Jessica Sallinger	2002	9.18
5. Jessica Coan	2009	8.11

### WINS YEAR NO.

1. Jessica Sallinger	2004	31
2. Jessica Sallinger	2005	28
3. Jessica Sallinger	2002	28
4. Hope Rush	2010	28
5. Hope Rush	2012	26

### SAVES YEAR NO.

1. Whitney Haller	2006	6
2. Tiffany Johnson	2007	5

Dina El Sheshai	1991, 92, 93	5
Paige Lord	1989	5
Kristen Adkins	2011	5

### APPEARANCES YEAR NO.

1. Morgan Bruce	2019	51
2. Jessica Sallinger	2005	43
Jessica Sallinger	2004	43
Mimi Utt	1999	43
5. Whitney Humphreys	2008	42
Hope Rush	2012	42
Emily Anderson	2018	42

### GAMES STARTED YEAR NO.

1. Jessica Sallinger	2005	41
2. Hope Rush	2012	40
Jessica Sallinger	2004	40
4. Mimi Utt	1999	38
5. Jessica Sallinger	2004	36
Emily Anderson	2018	36

### COMPLETE GAMES YEAR NO.

1. Nikki Johnson	1994	38
2. Jessica Sallinger	2005	32
3. Jessica Sallinger	2002	32
4. Jessica Sallinger	2003	32
5. Hope Rush	2012	31

### SHUTOUTS YEAR NO.

1. Jessica Sallinger	2005	16
2. Jessica Sallinger	2004	15
3. Jessica Sallinger	2002	12
4. Nikki Johnson	1994	11
5. Hope Rush	2012	10

### INNINGS PITCHED YEAR NO.

1. Jessica Sallinger	2005	264.0
2. Jessica Sallinger	2002	257.0
3. Jessica Sallinger	2003	249.1
4. Hope Rush	2012	248.0
5. Emily Anderson	2018	244.0

### STRIKEOUTS YEAR NO.

1. Jessica Sallinger	2005	373
2. Jessica Sallinger	2004	351
3. Jessica Sallinger	2003	337
4. Jessica Sallinger	2002	337
5. Emily Anderson	2018	193

### FIELDING % (MIN 50 CHANCES) YEAR PCT.

1. Tasha Waugh (391)	2004	1.000
2. Lindsay Wood (308)	2003	1.000
3. Rebecca Prairie (150)	2018	1.000
4. Tricia Awald (149)	2020	1.000
5. Kori Jacobson (101)	2000	1.000

# SEASON TEAM RECORDS

## BATTING

Most Games Played:	70 (2002, 2006, 2007)
Fewest Games Played:	33 (1987)
Most Games Won:	54 (2007)
Most Games Lost:	38 (1999)
Longest Winning Streak:	19 (2007)
Longest Losing Streak:	15 (1987)
Highest Batting Average:	.323 (2011)
Lowest Batting Average:	.211 (1990)
Highest Slugging Pct.:	.589 (2011)
Lowest Slugging Pct.:	.241 (1990)
Highest On Base Pct.:	.411 (2010)
Lowest On Base Pct.:	.251 (1990)
Most Runs Scored:	451 (2007)
Fewest Runs Scored:	105 (1987)
Most Hits:	616 (2007)
Fewest Hits:	169 (1987)
Most Doubles:	104 (2019)
Fewest Doubles:	4 (1987)
Most Triples:	39 (1994)
Fewest Triples:	2 (2021)
Most Home Runs:	118 (2010)
Fewest Home Runs:	0 (1989)
Most Grand Slams:	9 (2010)
Most Runs Batted In:	416 (2007)
Fewest Runs Batted In:	.61 (1987)
Most Total Bases:	1,027 (2007)
Fewest Total Bases:	191 (1987)
Most Walks:	259 (2010)
Fewest Walks:	50 (1993)
Most Intentional Walks:	35 (2010)
Most Stolen Bases:	159 (2005)
Fewest Stolen Bases:	9 (2018)
Most Stolen Base Attempts:	188 (2005)
Most Sacrifice Hits:	64 (2000)
Fewest Sacrifice Hits:	13 (2021)
Most Shutouts Allowed:	14 (2015)
Most Strikeouts Allowed:	385 (2003)

## PITCHING

Lowest ERA:	0.97 (2004)
Highest ERA:	5.37 (2013)
Most Saves:	13 (2006)
Fewest Saves:	1 (2004, 1998, 1994, 2014)
Most Shutouts:	29 (2004)
Fewest Shutouts:	0 (1987)
Most Runs Allowed:	340 (2013)
Fewest Runs Allowed:	100 (1989)
Most Earned Runs Allowed:	271 (2013)
Fewest Earned Runs Allowed:	46 (1989)
Most Hits Allowed (per gm):	8.8 (2013)
Fewest Hits Allowed (per gm):	4.2 (2004)
Most Walks:	253 (2012)
Fewest Walks:	13 (1994)
Most Strikeouts:	536 (2004)
Fewest Strikeouts:	67 (1987)
Consecutive Scoreless IP:	45.0 (2004)

## FIELDING

Highest Fielding Pct.:	.976 (2009)
Lowest Fielding Pct.:	.896 (1988)
Most Chances:	2,051 (2002)
Fewest Chances:	904 (1987)
Most Putouts:	1,482 (2002)
Fewest Putouts:	544 (1987)
Most Assists:	618 (1999)
Fewest Assists:	245 (2015)
Most Errors:	119 (1988)
Fewest Errors:	36 (2021)

Most Double Plays Turned:	40 (2006)
Fewest Double Plays Turned:	6 (2015)
Most Caught Stealing By:	29 (2005)
Fewest Caught Stealing By:	8 (2011, 2021)
Most Stolen Bases Against:	77 (2021)
Fewest Stolen Bases Against:	25 (1996)

## SINGLE-GAME RECORDS

### TEAM

Most Runs Scored:	26 vs. Delaware State, Feb. 26, 1999
Most Runs Allowed:	20 at Georgia, April 3, 2013
Largest Margin of Victory:	25 (26-1) vs. Delaware State, Feb. 26, 1999
Largest Margin of Defeat:	19 (20-1, 5 innings) at Georgia, April 3, 2013
Most Hits:	20 (4x) vs. Samford, Feb. 16, 1997
	vs. Georgia Southern, Feb. 15, 2000;
	vs. Radford, March 4, 2000
	vs. Pittsburgh, April 13, 2019
Most Hits Allowed:	19, Georgia, March 29, 2006
Most Home Runs:	6 vs. Virginia Tech, March 18, 2007
Most Grand Slams:	2, (2x) last vs. North Carolina, March 20, 2010
Most Hits in a Doubleheader:	37 vs. Samford, Feb. 16, 1997
Most RBI:	23 vs. Delaware State, Feb. 20, 1999
Most RBI Allowed:	20 at Georgia, April 3, 2013
Most Errors:	8 (2x) vs. Eastern Michigan, Feb. 20, 1994;
	vs. Charlotte, March 8, 1994
Longest Game:	13 innings, at Syracuse (L, 8-7) April 2, 2016

### INDIVIDUAL

At Bats:	7, Samantha Pierannunzi at Syracuse, April 2, 2016
Runs:	5, Lauren Schwartz vs. Delaware State, Feb. 26, 1999
Hits:	5 (2x), Breanna Roper vs. Jacksonville, Feb. 10, 2019
	Caitlin Lever vs. Baylor, Feb. 23, 2007
Doubles:	3 (3x); Katie Krzus at Virginia Tech, March 10, 2019
	Anne Knobbe vs. Samford, Feb. 18, 1998;
	Stephanie Webb vs. St. Francis, April 1, 1994
Triples:	2 (9x); last by Maddie Lionberger
	at Maryland, Mar. 15, 2014
Home Runs:	3 (3x); Caitlin Jordan at Virginia, April 23, 2011
	Savannah Brown vs. FSU, April 7, 2007
	Savannah Brown vs. Virginia, April 27, 2007
Runs Batted In:	8, Draven Sonnon
	vs. Pitt, May 7, 2017
Walks:	5, Jen Yee vs. NC State, May 1, 2010
Stolen Bases:	4, Blair Shimandle
	vs. Georgia Southern, March 24, 2009
Innings Pitched:	12.2, Emily Anderson
	at Syracuse, April 2, 2016
Strikeouts:	18, Kylie Kleinschmidt at Troy, March 3, 2015
Strikeouts (7 inn.):	16, Erin Voeltz
	vs. Austin Peay, March 19, 2004
Putouts:	20, Wendy Ezell vs. Mercer, March 13, 1990
Assists:	10, Nikki Johnson
	vs. Coastal Carolina, March 25, 1994
Errors:	5, Lori Steiner vs. Eastern Michigan, Feb. 20, 1994

## NO-HITTERS

DATE	OPP.	SCORE	IP	PITCHER(S)
3/30/88	West Georgia	4-0	N/A**	N/A**
3/9/90	Georgia Baptist	2-0	7	Paige Lord (Sr.)
4/16/90	Hiwassee	2-0	7	Dina El Sheshai (Fr.)
4/19/91	Mercer	5-0	7	Kim Gulakowski (So.)
3/9/93	Winthrop	1-0	7	Kim Gulakowski (Jr.)
4/20/93	Georgia State	3-2	7	Laila Krastins (So.)
				Dina El Sheshai (Sr.)
2/17/96	Samford	12-0	5	Carey Schiller (Fr.)
2/25/96#	UNC-Charlotte	8-0	5	Erin Ryan (So.)
2/10/02	Gardner Webb	9-0	5	Jessica Sallinger (Fr.)

2/16/02	Georgia Southern	6-0	7	Jessica Sallinger (Fr.)
5/15/03#	Southern	9-0	5	Erin Voeltz (Jr.)
5/16/03	#17 Stanford	1-0	9	Jessica Sallinger (So.)
2/7/04	Louisiana-Monroe	9-0	5	Jessica Sallinger (Jr.)
2/21/04	Georgia State	6-0	7	Jessica Sallinger (Jr.)
3/7/04	Indiana	7-0	7	Jessica Sallinger (Jr.)
				Sarah Wood (Fr.)
4/13/04	#13 Alabama	1-0	7	Jessica Sallinger (Jr.)
2/5/05	Chattanooga	6-0	7	Jessica Sallinger (Sr.)
3/26/05	#24 Florida St.	2-0	7	Jessica Sallinger (Sr.)
2/19/06	Eastern Kentucky	8-0	5	Lacey Richardson (Fr.)
3/3/07	Lipscomb	11-1	5	Tiffany Johnson (So.)
				Sarah Wood (Sr.)
5/2/09#	Maryland	8-0	5	Tiffany Johnson (Sr.)
3/21/10	North Carolina	5-0	7	Hope Rush (Fr.)
4/2/10	Virginia Tech	15-1	5	Hope Rush (Fr.)
5/15/10	North Carolina	8-0	5	Hope Rush (Fr.)
2/20/15	Mount St. Mary's	12-2	5	Christina Biggerstaff (Fr.)
				Kylie Kleinschmidt (Sr.)
2/21/15	Savannah State	18-0	5	Christina Biggerstaff (Fr.)
				Kylie Kleinschmidt (Sr.)
4/11/15	North Carolina	0-1	7	Christina Biggerstaff (Fr.)
5/12/21	Syracuse	6-0	7	Blake Neleman (So.)

# Denotes Perfect Game; \*\* No Box Score Available

## GRAND SLAMS

DATE	OPPONENT	PLAYER
3/23/2004	Ohio	Tara Knudsten
3/3/2006	Marshall	Christine Sheridan
5/12/2006	Virginia	Caitlin Lever
2/20/2007	Gardner Webb (Game 1)	Brittany Barnes
2/20/2007	Gardner Webb (Game 1)	Whitney Haller
4/14/2007	Maryland	Savannah Brown
4/27/2007	Virginia	Brittany Barnes
3/22/2008	Coastal Carolina	Aileen Morales
2/13/2009	Florida Atlantic	Caroline Hilton
3/24/2009	Georgia Southern	Tiffany Johnson
2/13/2010	Cansius	Jessica Sinclair
2/19/2010	Northwestern	Kelsi Weseman
3/20/2010	North Carolina (Game 1)	Caitlin Jordan
3/20/2010	North Carolina (Game 1)	Kristine Priebe
3/23/2010	Houston	Kristine Priebe
4/3/2010	Virginia Tech	Kristine Priebe
4/14/2010	Kennesaw State	Hope Rush
4/24/2010	Florida State	Kate Kuzma
5/1/2010	NC State	Jen Yee
3/2/2011	Niagara	Kristine Priebe
3/22/2011	Winthrop	Kristine Priebe
3/26/2011	NC State	Alysha Rudnik
4/10/2011	Virginia Tech	Alysha Rudnik
4/15/2012	Florida State	Hope Rush
4/29/2012	Virginia Tech	Hope Rush
3/12/2014	Virginia	Colleen Darragh
4/12/2014	North Carolina	Samantha Pierannunzi
2/13/2015	Nebraska	Kelsey Chisholm
3/14/2015	Pittsburgh	Courtney Ziese
4/4/2015	Texas A&M	Karly Fullem
2/11/2017	#24 California	Katie Krzus
3/4/2017	#1 Florida State	Samantha Pierannunzi
5/7/2017	Pittsburgh	Draven Sonnon
2/16/2018	#22 Nebraska	Breanna Roper
3/10/2018	Virginia	Kelsey Chisholm
5/5/2018	Boston College	Breanna Roper
2/9/2019	UMass-Lowell	Skye Webb
3/15/2019	Virginia	Kaylee Ellebracht
4/3/2019	Georgia State	Skye Webb
4/13/2019	Pittsburgh	Cameron Stanford
4/21/2019	Louisville	Crosby Huckabay
3/11/2020	Mercer	Breanna Roper
3/6/2021	NC State	Tricia Awald
4/9/2021	Louisville	Cameron Stanford
4/30/2021	Virginia	Tricia Awald

# SEASON LEADERS

## BATTING

### BATTING AVERAGE

YEAR	PLAYER	AVG.
1987	Melissa Stitcher	.311
1988	Sherri Holder	.405
1989	Lori Stringer	.271
	Lisa Neal	.271
1990	Ropekia Gunn	.271
1991	Wendy Ezell	.361
1992	Stephanie Weitman	.352
1993	Stephanie Webb	.322
1994	Laura Williams	.402
1995	Laura Williams	.380
1996	Laura Williams	.413
1997	Laura Williams	.478
1998	Erin Hawley	.324
1999	Anne Knobbe	.362
2000	Anne Knobbe	.383
2001	Tara Knudsen	.259
2002	Tara Knudsen	.374
2003	Tara Knudsen	.309
2004	Tara Knudsen	.392
2005	Christine Sheridan	.380
2006	Whitney Haller	.393
2007	Caitlin Lever	.452
2008	Aileen Morales	.349
2009	Jen Yee	.415
2010	Jen Yee	.568
2011	Kelsi Weseman	.424
2012	Kelsi Weseman	.404
2013	Ashley Thomas	.417
2014	Ashley Thomas	.381
2015	Samantha Pierannunzi	.306
2016	Courtney Ziese	.307
2017	Jessica Kowalewicz	.325
2018	Cameron Stanford	.292
2019	Breanna Roper	.364
2020*	Tricia Awald	.292
2021	Tricia Awald	.411

### HITS

YEAR	PLAYER	NO.
1987	Melissa Stitcher	24
1988	Suzanne Whitworth	33
1989	Suzanne Whitworth	29
1990	Juanita Albarado	38
1991	Wendy Ezell	56
1992	Juanita Albarado	55
1993	Stephanie Webb	59
1994	Stephanie Weitman	68
1995	Laura Williams	70
1996	Laura Williams	69
1997	Laura Williams	87
1998	Lauren Webb	49
1999	Anne Knobbe	64
2000	Anne Knobbe	64
2001	Tara Knudsen	35
2002	Tara Knudsen	80
2003	Tara Knudsen	56
2004	Tara Knudsen	71
2005	Caitlin Lever	68
2006	Whitney Haller	84
2007	Caitlin Lever	94
2008	Aileen Morales	66
2009	Jen Yee	73
2010	Jen Yee	84
2011	Kelsi Weseman	67
2012	Ashley Thomas	57
2013	Ashley Thomas	75
2014	Ashley Thomas	56
2015	Samantha Pierannunzi	44
2016	Courtney Ziese	50
2017	Jessica Kowalewicz	55
2018	Katie Krzus	46
2019	Breanna Roper	71
2020*	Emma Kauf	21
2021	Tricia Awald	51

### RUNS

YEAR	PLAYER	NO.
1987	Mandy Brown	19
1988	Suzanne Whitworth	20
1989	Lori Stringer	14
	Lisa Neal	14
1990	Shannon Shelton	20
1991	Ropekia Gunn	43
1992	Juanita Albarado	33
1993	Stephanie Webb	43
1994	Laura Williams	46
1995	Laura Williams	41
1996	Laura Williams	37
1997	Laura Williams	39
1998	Lauren Webb	27
1999	Lauren Schwartz	41
2000	Anne Knobbe	32
2001	Jamie Frost	21
2002	Tara Knudsen	46
2003	Tara Knudsen	31
2004	Soraya Reddick	44
2005	Aileen Morales	40
2006	Whitney Haller	63
2007	Aileen Morales	73
2008	Aileen Morales	48
2009	Jen Yee	64
2010	Jen Yee	93
2011	Kelsi Weseman	51
2012	Ashley Thomas	46
2013	Ashley Thomas	57
2014	Ashley Thomas	44
2015	Samantha Pierannunzi	26
	Katie Johnsny	26
2016	Samantha Pierannunzi	29
2017	Jessica Kowalewicz	41
2018	Katie Krzus	46
2019	Breanna Roper	49
2020*	Emma Kauf	15
	Breanna Roper	15
2021	Breanna Roper	42

### RBI

YEAR	PLAYER	NO.
1987	Melissa Stitcher	10
1988	Sherri Holder	13
1989	Wendy Ezell	11
1990	Juanita Albarado	18
1991	Jan Hulsey	29
1992	Jan Hulsey	24
1993	Juanita Albarado	25
1994	Stephanie Weitman	37
1995	Stephanie Weitman	41
1996	Stephanie Webb	43
1997	Lauren Webb	32
1998	Anne Knobbe	34
1999	Anne Knobbe	62
2000	Anne Knobbe	51
2001	Tasha Waugh	19
2002	Tara Knudsen	51
2003	Tara Knudsen	39
2004	Tara Knudsen	42
2005	Amy Hosier	39
2006	Whitney Haller	72
2007	Savannah Brown	76
2008	Whitney Haller	39
2009	Whitney Haller	55
2010	Jen Yee	63
2011	Kelsi Weseman	65
2012	Hope Rush	43
2013	Hope Rush	52
2014	Alysha Rudnik	42
2015	Courtney Ziese	31
2016	Courtney Ziese	33
2017	Kelsey Chisholm	41
2018	Katie Krzus	33
2019	Crosby Huckabay	49
2020*	Crosby Huckabay	16
2021	Cameron Stanford	36

### DOUBLES

YEAR	PLAYER	NO.
1987	Sherri Holder	2
1988	Wendy Ezell	4
1989	Paige Lord	4
1990	Juanita Albarado	6
1991	Jan Hulsey	10
1992	Juanita Albarado	8
1993	Stephanie Weitman	9
1994	Paige Bolton	6
1995	Stephanie Weitman	11
1996	Terri Bolden	12
	Stephanie Webb	12
	Lori Steiner	12
1997	Lauren Webb	14
1998	Lauren Webb	9
1999	Anne Knobbe	11
2000	Anne Knobbe	12
2001	Erin Hawley	10
2002	Lindsay Wood	27
2003	Tara Knudsen	12
2004	Tara Knudsen	15
2005	Amy Hosier	12
2006	Amy Hosier	19
2007	Caitlin Lever	20
2008	Aileen Morales	11
2009	Jen Yee	18
2010	Kelsi Weseman	18
2011	Kelsi Weseman	17
2012	Kate Kuzma	10
2013	Alysha Rudnik	15
2014	Alysha Rudnik	11
2015	Katie Johnsny	8
	Samantha Pierannunzi	8
2016	Maddie Lionberger	8
2017	Jessica Kowalewicz	12
2018	Cameron Stanford	13
2019	Breanna Roper	18
2020*	Tricia Awald	8
2021	Breanna Roper	9

### TRIPLES

YEAR	PLAYER	NO.
1987	Robin Swats	2
1988	Sherri Holder	3
1989	Paige Lord	3
1990	Cindy Self	1
	Shannon Shelton	1
	Juanita Albarado	1
1991	Ropekia Gunn	4
1992	Jan Hulsey	4
1993	Jan Hulsey	5
1994	Laura Williams	11
1995	Laura Williams	8
1996	Laura Williams	8
1997	Laura Williams	4
1998	Lauren Webb	3
1999	Ellen Styer	5
2000	Kori Jacobson	3
	Ellen Styer	3
	Erin Hawley	3
2001	Soraya Reddick	2
2002	Felicia Coursey	6
2003	Katie Donovan	2
	Felicia Coursey	2
2004	Tara Knudsen	2
2005	Caitlin Lever	3
2006	Blair Shimandle	4
2007	Caitlin Lever	4
2008	Aileen Morales	5
2009	Tiffany Johnson	3
2010	Jessica Sinclair	2
2011	Kelsi Weseman	3
	Kristine Priebe	3
	Ashley Thomas	3
2012	Alysha Rudnik	2
	Ashley Thomas	2
2013	Ashley Thomas	4

2014	Maddie Lionberger	3
	Katie Johnsny	3
	Hayley Downs	3
2015	Samantha Pierannunzi	3
2016	Maddie Lionberger	2
2017	Samantha Pierannunzi	2
2018	Draven Sonnon	3
2019	Drew Puckett	2
2020*	Lilly Hooper	2
2021	Emma Kauf	2

### HOME RUNS

YEAR	PLAYER	NO.
1987	Sherri Holder	1
	Mandy Brown	1
1988	Sherri Holder	1
1989	--	--
1990	Amy Bishop	1
	Ropekia Gunn	1
1991	Jan Hulsey	1
	Ropekia Gunn	1
1992	Stephanie Weitman	3
1993	Jan Hulsey	3
1994	Terri Bolden	6
1995	Stephanie Weitman	4
1996	Laura Williams	4
1997	Anne Knobbe	4
1998	Anne Knobbe	9
1999	Anne Knobbe	10
2000	Anne Knobbe	16
2001	Tasha Waugh	5
	Tara Knudsen	5
2002	Tara Knudsen	16
2003	Tara Knudsen	13
2004	Tara Knudsen	12
2005	Savannah Brown	6
2006	Whitney Haller	24
2007	Savannah Brown	20
2008	Brittany Barnes	12
2009	Jen Yee	16
2010	Jen Yee	29
2011	Kelsi Weseman	21
2012	Kelsi Weseman	13
2013	Hope Rush	17
2014	Alysha Rudnik	11
2015	Courtney Ziese	7
2016	Courtney Ziese	11
2017	Samantha Pierannunzi	11
	Kelsey Chisholm	11
2018	Katie Krzus	9
	Draven Sonnon	9
2019	Cameron Stanford	13
2020*	Emma Kauf	6
2021	Tricia Awald	11

### WALKS

YEAR	PLAYER	NO.
1987	Lori Stringer	18
1988	Lori Stringer	20
1989	Shannon Shelton	18
1990	Lori Stringer	14
1991	Ropekia Gunn	16
	Shannon Shelton	16
1992	Andrea Harper	12
	Shannon Shelton	12
1993	Juanita Albarado	8
	Christie Camp	8
1994	Stephanie Webb	15
1995	Stephanie Webb	15
1996	Laura Williams	20
1997	Lauren Webb	13
1998	Anne Knobbe	17
	Lauren Webb	17
1999	Anne Knobbe	21
2000	Anne Knobbe	26
2001	Jamie Frost	16
	Tasha Waugh	16
2002	Tara Knudsen	37
2003	Tara Knudsen	33

\*2020 Season shortened due to COVID-19

# SEASON LEADERS

2004	Tara Knudsen	39
2005	Christine Sheridan	35
2006	Amy Hosier	52
2007	Caitlin Lever	32
	Savannah Brown	32
2008	Aileen Morales	22
2009	Jen Yee	41
2010	Jen Yee	88
2011	Kelsi Weseman	25
2012	Kelsi Weseman	38
2013	Hope Rush	38
2014	Alysha Rudnik	26
2015	Katie Johnsky	29
2016	Samantha Pierannunzi	29
2017	Samantha Pierannunzi	35
2018	Cameron Stanford	32
	Katie Krzus	32
2019	Tricia Awald	39
2020*	Cameron Stanford	13
2021	Tricia Awald	34

2001	Tara Knudsen	407
2002	Tara Knudsen	687
2003	Tara Knudsen	591
2004	Tara Knudsen	696
2005	Christine Sheridan	380
2006	Whitney Haller	799
2007	Caitlin Lever	745
2008	Aileen Morales	556
2009	Jen Yee	813
2010	Jen Yee	1,270
2011	Kelsi Weseman	968
2012	Kelsi Weseman	772
2013	Alysha Rudnik	676
2014	Alysha Rudnik	674
2015	Courtney Ziese	504
2016	Courtney Ziese	552
2017	Samantha Pierannunzi	551
2018	Cameron Stanford	549
2019	Katie Krzus	677
2020*	Crosby Huckabay	569
2021	Tricia Awald	726

1998	Anne Knobbe	160
1999	Abby Bickford	322
2000	Erin Hawley	171
2001	Erin Hawley	386
2002	Lindsay Wood	420
2003	Katie Donovan	303
2004	Tasha Waugh	375
2005	Savannah Brown	386
2006	Whitney Haller	424
2007	Whitney Haller	401
2008	Whitney Haller	390
2009	Whitney Haller	386
2010	Kristine Priebe	396
2011	Kristine Priebe	330
2012	Alysha Rudnik	277
2013	Karly Fullem	258
2014	Karly Fullem	303
2015	Courtney Ziese	239
2016	Katie Krzus	299
2017	Kaylee Elebracht	205
2018	Katie Krzus	265
2019	Tricia Awald	357
2020*	Tricia Awald	146
2021	Tricia Awald	281

1996	Lori Steiner	985
1997	Lori Steiner	985
1998	Erin Wall	1,000
1999	Heather Sumrow	986
2000	Kori Jacobson	1,000
2001	Erin Hawley	990
2002	Lindsay Wood	994
2003	Lindsay Wood	1,000
2004	Tasha Waugh	1,000
2005	Savannah Brown	993
2006	Kristina Hull	985
2007	Whitney Haller	993
2008	Blair Shimandle	1,000
2009	Jessica Weaver	988
2010	Kristine Priebe	988
2011	Kristine Priebe	997
2012	Shannon Bear	1,000
2013	Karly Fullem	993
2014	Karly Fullem	991
2015	Samantha Pierannunzi	1,000
2016	Katie Krzus	997
2017	Drew Puckett	1,000
	Isabella Many	1,000
2018	Rebecca Prairie	1,000
2019	Rebecca Prairie	993
2020*	Tricia Awald	1,000
	Cameron Stanford	1,000
	Kennedy Cowden	1,000
2021	Cameron Stanford	1,000
	Breanna Roper	1,000
	Morgan Bruce	1,000

## STOLEN BASES

YEAR	PLAYER	SB-ATT
1987	Lori Stringer	10
1988	Lori Stringer	9
1989	Lori Stringer	6
1990	Ropekia Gunn	15-21
1991	Ropekia Gunn	22-26
1992	Ropekia Gunn	12-16
1993	Stephanie Webb	13-19
1994	Laura Williams	26-28
1995	Laura Williams	25-28
1996	Laura Williams	32-34
1997	Laura Williams	27-31
1998	Lauren Schwartz	26-30
1999	Lauren Schwartz	16-18
2000	Heather Sumrow	8-12
2001	Soraya Reddick	7-10
2002	Soraya Reddick	14-16
2003	Felicia Coursey	11-17
2004	Soraya Reddick	20-23
2005	Aileen Morales	44-49
2006	Aileen Morales	30-35
2007	Aileen Morales	34-41
2008	Aileen Morales	46-48
2009	Blair Shimandle	23-27
2010	Jen Yee	21-22
2011	Christy Jones	33-38
2012	Ashley Thomas	31-40
2013	Ashley Thomas	37-46
2014	Hayley Downs	20-21
2015	Chelsie Thomas	10-13
2016	Samantha Pierannunzi	15
2017	Samantha Pierannunzi	6-8
	Kelsey Chisholm	6-7
2018	Skye Webb	3-4
2019	Skye Webb	12-13
2020*	Emma Kauf	7-9
2021	Jin Sileo	12-15

## ON-BASE PERCENTAGE

YEAR	PLAYER	PCT.
1987	--	--
1988	--	--
1989	--	--
1990	--	--
1991	Ropekia Gunn	.396
1992	--	--
1993	--	--
1994	--	--
1995	Laura Williams	.418
1996	Laura Williams	.479
1997	Laura Williams	.503
1998	Erin Hawley	.408
1999	Anne Knobbe	.441
2000	Anne Knobbe	.467
2001	Tara Knudsen	.320
2002	Tara Knudsen	.464
2003	Tara Knudsen	.427
2004	Tara Knudsen	.507
2005	Christine Sheridan	.485
2006	Amy Hosier	.513
2007	Caitlin Lever	.526
2008	Aileen Morales	.429
2009	Jen Yee	.534
2010	Jen Yee	.732
2011	Kelsi Weseman	.538
2012	Kelsi Weseman	.583
2013	Ashley Thomas	.516
2014	Ashley Thomas	.480
2015	Samantha Pierannunzi	.422
2016	Maddie Lionberger	.365
	Samantha Pierannunzi	.365
2017	Jessica Kowalewicz	.419
2018	Cameron Stanford	.419
2019	Tricia Awald	.463
2020*	Tricia Awald	.410
2021	Tricia Awald	.555

## ASSISTS

YEAR	PLAYER	NO.
1987	Melissa Stitcher	78
1988	Kim Wells	74
1989	Kathryn Riddlehoover	83
1990	Lisa Neal	188
1991	Christie Camp	126
1992	Mechelle Rolin	132
1993	Christie Camp	157
1994	Nikki Johnson	155
1995	Laura Williams	132
1996	Stephanie Webb	107
1997	Laura Williams	126
1998	Ellen Styer	117
	Lauren Webb	117
1999	Ellen Styer	153
2000	Jamie Frost	121
2001	Jamie Frost	142
2002	Jamie Frost	153
2003	Felicia Coursey	74
2004	Kirin Kumar	83
2005	Katie Donovan	90
2006	Christine Sheridan	143
2007	Aileen Morales	117
2008	Aileen Morales	109
2009	Tiffany Johnson	129
2010	Kelsi Weseman	152
2011	Kelsi Weseman	121
2012	Ashley Thomas	119
2013	Ashley Thomas	148
2014	Ashley Thomas	115
2015	Ashley Thomas	77
2016	Kelsey Chisholm	139
2017	Malea Bell	97
2018	Kelsey Chisholm	72
2019	Bailee Zeitler	102
2020*	Bailee Zeitler	42
2021	Jin Sileo	84

## PITCHING

### GAMES STARTED

YEAR	PLAYER	NO.
1987	Paige Lord	16
1988	Julie Jones	23
1989	Paige Lord	18
1990	Paige Lord	24
1991	Misty Reeder	23
1992	Dina El Sheshai	21
1993	Kim Gulakowski	21
1994	Nikki Johnson	32
1995	Erin Ryan	20
1996	Erin Ryan	17
1997	Jamie Smith	19
1998	Erin Ryan	26
1999	Mimi Utt	38
2000	Jamie Smith	29
	Tiffany Goodman	29
2001	Erin Voeltz	26
2002	Jessica Sallinger	36
2003	Jessica Sallinger	35
2004	Jessica Sallinger	40
2005	Jessica Sallinger	41
2006	Sarah Wood	30
2007	Whitney Humphreys	30
2008	Whitney Humphreys	35
2009	Kristen Adkins	28
2010	Hope Rush	32
2011	Kristen Adkins	27
2012	Hope Rush	40
2013	Hope Rush	27
2014	Kylie Kleinschmidt	31
2015	Kylie Kleinschmidt	30
2016	Jenna Goodrich	29
2017	Emily Anderson	27
2018	Emily Anderson	36
2019	Morgan Bruce	31
2020*	Morgan Bruce	9
	Blake Neleman	9
2021	Madison McPherson	28

## SLUGGING PERCENTAGE

YEAR	PLAYER	PCT.
1987	Sherri Holder	.356
1988	Sherri Holder	.557
1989	Paige Lord	.371
1990	Ropekia Gunn	.310
1991	Jan Hulsey	.453
1992	Stephanie Weitman	.484
1993	Stephanie Webb	.431
1994	Laura Williams	.603
1995	Stephanie Weitman	.521
1996	Laura Williams	.617
1997	Laura Williams	.593
1998	Lauren Webb	.527
1999	Anne Knobbe	.605
2000	Anne Knobbe	.743

## DEFENSE

### PUTOUTS

YEAR	PLAYER	NO.
1987	Lori Tannebaum	102
1988	Wendy Ezell	211
1989	Wendy Ezell	243
1990	Wendy Ezell	291
1991	Wendy Ezell	314
1992	Lynne Borosky	380
1993	Lynne Borosky	368
1994	Lynne Borosky	419
1995	Lori Steiner	156
1996	Lori Steiner	380
1997	Lori Steiner	308

### FIELDING PERCENTAGE

YEAR	PLAYER	PCT.
1987	Lori Tannebaum	.991
1988	Lori Stringer	.973
1989	Misty Reeder	.974
1990	Paige Lord	1.000
	Jan Hulsey	1.000
1991	Wendy Ezell	.988
1992	--	--
1993	--	--
1994	--	--
1995	Erin Ryan	.990

RECORDS

\*2020 Season shortened due to COVID-19

# SEASON LEADERS

## COMPLETE GAMES

YEAR	PLAYER	NO.
1987	Lisa Neal	13
1988	Julie Jones	18
1989	--	--
1990	Paige Lord	16
1991	Kim Gulakowski	11
1992	Kim Gulakowski	15
1993	Kim Gulakowski	15
1994	Nikki Johnson	29
1995	Amy Robertson	14
1996	Erin Ryan	11
1997	Jamie Smith	10
1998	Erin Ryan	22
1999	Mimi Utt	26
2000	Jamie Smith	25
2001	Erin Voeltz	25
2002	Jessica Sallinger	32
2003	Jessica Sallinger	32
2004	Jessica Sallinger	27
2005	Jessica Sallinger	32
2006	Sarah Wood	6
2007	Whitney Humphreys	11
2008	Whitney Humphreys	22
2009	Kristen Adkins	17
2010	Hope Rush	28
2011	Kristen Adkins	13
2012	Hope Rush	31
2013	Hope Rush	18
2014	Kylie Kleinschmidt	20
2015	Kylie Kleinschmidt	15
2016	Emily Anderson	20
	Jenna Goodrich	20
2017	Emily Anderson	14
2018	Emily Anderson	27
2019	Morgan Bruce	10
2020*	Blake Neleman	6
2021	Blake Neleman	10

## FEWEST ER (MIN 50 IP)

YEAR	PLAYER	NO.
1987	--	--
1988	Julie Jones	47
1989	Paige Lord	21
1990	Misty Reeder	22
1991	Kim Gulakowski	15
1992	Laila Krastins	22
1993	Laila Krastins	18
1994	Laila Krastins	9
1995	Laura Brown	26
1996	Carey Schiller	16
1997	Carey Schiller	28
1998	Beth Warren	27
1999	Jamie Smith	73
2000	Tiffany Goodman	93
2001	Tiffany Goodman	18
2002	Tiffany Goodman	28
2003	Jessica Sallinger	45
2004	Jessica Sallinger	28
2005	Sarah Wood	34
2006	Whitney Humphreys	52
2007	Sarah Wood	45
2008	Tiffany Johnson	25
2009	Tiffany Johnson	35
2010	Kristen Adkins	29
2011	Kristen Adkins	36
2012	Hope Rush	71
2013	Kylie Kleinschmidt	88
2014	Kylie Kleinschmidt	69
2015	Emily Anderson	51
2016	Emily Anderson	69
2017	Brooke Barfield	91
2018	Brooke Barfield	22
2019	Amber Johns	38
2020*	Blake Neleman	13
2021	Morgan Bruce	41

## FEWEST WALKS (MIN 50 IP)

YEAR	PLAYER	NO.
1987	Lisa Neal	84
1988	Julie Jones	75
1989	Misty Reeder	32
1990	Misty Reeder	32
1991	Misty Reeder	24
1992	Kim Gulakowski	35
1993	Kim Gulakowski	46
1994	Laura Brown	14
1995	Laura Brown	25
1996	Laura Brown	9
1997	Carey Schiller	26
1998	Beth Warren	35
1999	Jamie Smith	46
2000	Jamie Smith	54
2001	Mimi Utt	8
2002	Tiffany Goodman	18
2003	Erin Voeltz	59
2004	Erin Voeltz	31
2005	Sarah Wood	16
2006	Whitney Humphreys	24
2007	Tiffany Johnson	59
2008	Tiffany Johnson	26
2009	Jessica Coan	34
2010	Kristen Adkins	35
	Jessica Coan	35
2011	Lindsay Anderson	56
2012	Kylie Kleinschmidt	88
2013	Hope Rush	79
2014	Kanani Cabrales	54
2015	Emily Anderson	43
2016	Emily Anderson	64
2017	Jenna Goodrich	72
2018	Naomi Dickerson	11
2019	Amber Johns	24
2020*	Morgan Bruce	15
2021	Madison McPherson	17

## WINS (MIN 50 IP)

YEAR	PLAYER	NO.
1987	Lisa Neal	4
1988	Julie Jones	7
1989	Misty Reeder	10
1990	Paige Lord	11
1991	Misty Reeder	17
1992	Dina El Sheshai	13
1993	Dina El Sheshai	11
1994	Nikki Johnson	17
1995	Laura Brown	11
1996	Jamie Smith	11
1997	Jamie Smith	9
1998	Erin Ryan	13
1999	Mimi Utt	13
2000	Jamie Smith	14
2001	Erin Voeltz	12
2002	Jessica Sallinger	28
2003	Jessica Sallinger	22
2004	Jessica Sallinger	31
2005	Jessica Sallinger	28
2006	Sarah Wood	20
2007	Whitney Humphreys	23
2008	Whitney Humphreys	20
2009	Kristen Adkins	24
2010	Hope Rush	28
2011	Kristen Adkins	20
2012	Hope Rush	26
2013	Hope Rush	13
2014	Kylie Kleinschmidt	15
2015	Christina Biggerstaff	7
2016	Jenna Goodrich	11
2017	Emily Anderson	10
2018	Emily Anderson	19
2019	Morgan Bruce	17
2020*	Blake Neleman	9
2021	Blake Neleman	12

## INNINGS PITCHED

YEAR	PLAYER	NO.
1987	Lisa Neal	110.2
1988	Julie Jones	147.1
1989	Misty Reeder	137.2
1990	Paige Lord	151.0
1991	Misty Reeder	155.2
1992	Kim Gulakowski	155.1
1993	Kim Gulakowski	151.1
1994	Nikki Johnson	210.1
1995	Amy Robertson	163.0
1996	Erin Ryan	132.1
1997	Beth Warren	127.0
1998	Erin Ryan	189.0
1999	Mimi Utt	240.2
2000	Jamie Smith	223.1
2001	Erin Voeltz	200.0
2002	Jessica Sallinger	257.0
2003	Jessica Sallinger	249.1
2004	Jessica Sallinger	238.1
2005	Jessica Sallinger	264.0
2006	Sarah Wood	166.0
2007	Whitney Humphreys	167.0
2008	Whitney Humphreys	226.2
2009	Kristen Adkins	182.1
2010	Hope Rush	222.1
2011	Kristen Adkins	160.1
2012	Hope Rush	248.0
2013	Hope Rush	178.1
2014	Kylie Kleinschmidt	174.2
2015	Kylie Kleinschmidt	156.1
2016	Jenna Goodrich	195.2
2017	Emily Anderson	159.1
2018	Emily Anderson	244.0
2019	Morgan Bruce	177.1
2020*	Blake Neleman	62.2
2021	Blake Neleman	106.2

## ERA (MIN 50 IP)

YEAR	PLAYER	NO.
1987	Paige Lord	2.50
1988	Julie Jones	2.23
1989	Misty Reeder	1.27
1990	Dina El Sheshai	1.51
1991	Kim Gulakowski	0.94
1992	Kim Gulakowski	1.58
1993	Dina El Sheshai	1.97
1994	Nikki Johnson	1.30
1995	Amy Robertson	1.46
1996	Erin Ryan	1.59
1997	Carey Schiller	2.35
1998	Carey Schiller	2.13
1999	Mimi Utt	2.70
2000	Jamie Smith	3.07
2001	Tiffany Goodman	1.13
2002	Jessica Sallinger	1.17
2003	Jessica Sallinger	1.26
2004	Jessica Sallinger	0.82
2005	Jessica Sallinger	1.19
2006	Sarah Wood	2.87
2007	Tiffany Johnson	2.22
2008	Whitney Humphreys	2.13
2009	Kristen Adkins	1.69
2010	Hope Rush	1.98
2011	Kristen Adkins	1.57
2012	Hope Rush	2.00
2013	Hope Rush	4.04
2014	Kylie Kleinschmidt	2.77
2015	Kylie Kleinschmidt	4.39
2016	Emily Anderson	3.02
2017	Emily Anderson	3.91
2018	Emily Anderson	2.24
2019	Morgan Bruce	3.87
2020*	Blake Neleman	1.45
2021	Blake Neleman	3.87

## STRIKEOUTS (MIN 50 IP)

YEAR	PLAYER	NO.
1987	Lisa Neal	36
1988	Julie Jones	86
1989	Misty Reeder	59
1990	Dina El Sheshai	76
1991	Misty Reeder	93
1992	Kim Gulakowski	65
1993	Dina El Sheshai	73
1994	Nikki Johnson	127
1995	Amy Robertson	81
1996	Erin Ryan	94
1997	Jamie Smith	35
1998	Erin Ryan	107
1999	Mimi Utt	123
2000	Tiffany Goodman	51
2001	Erin Voeltz	119
2002	Jessica Sallinger	337
2003	Jessica Sallinger	337
2004	Jessica Sallinger	351
2005	Jessica Sallinger	373
2006	Sarah Wood	98
2007	Tiffany Johnson	188
2008	Whitney Humphreys	160
2009	Tiffany Johnson	138
2010	Hope Rush	170
2011	Kristen Adkins	138
2012	Hope Rush	146
2013	Hope Rush	75
2014	Kylie Kleinschmidt	170
2015	Kylie Kleinschmidt	170
2016	Jenna Goodrich	120
2017	Emily Anderson	111
2018	Emily Anderson	193
2019	Morgan Bruce	138
2020*	Blake Neleman	77
2021	Blake Neleman	111

## W-L PERCENTAGE (MIN 50 IP)

YEAR	PLAYER	NO.
1987	Lisa Neal	.235
1988	Julie Jones	.318
1989	Misty Reeder	.588
1990	Paige Lord	.478
1991	Kim Gulakowski	.929
1992	Dina El Sheshai	.619
1993	Dina El Sheshai	.611
1994	Laila Krastins	1.000
1995	Laura Brown	.733
1996	Jamie Smith	.786
1997	Jamie Smith	.500
1998	Beth Warren	.444
1999	Beth Warren	.500
2000	Jamie Smith	.438
2001	Tiffany Goodman	.500
2002	Jessica Sallinger	.757
2003	Erin Voeltz	.684
2004	Jessica Sallinger	.756
2005	Sarah Wood	.789
2006	Whitney Humphreys	.720
2007	Sarah Wood	.800
2008	Whitney Humphreys	.541
2009	Tiffany Johnson	.824
2010	Jessica Coan	.938
2011	Lindsay Anderson	.867
2012	Hope Rush	.684
2013	Kylie Kleinschmidt	.500
2014	Kylie Kleinschmidt	.536
2015	Christina Biggerstaff	.500
2016	Emily Anderson	.435
2017	Emily Anderson	.417
2018	Emily Anderson	.528
2019	Morgan Bruce	.548
2020*	Blake Neleman	.900
2021	Blake Neleman	.600

\*2020 Season shortened due to COVID-19

## TEAM YEAR BY YEAR STATISTICS

## BATTING &amp; DEFENSE

YEAR	G	AB	BA	R	H	2B	3B	HR	RBI	SLG	OBP	SH	SF	BB	SO	HBP	SB-SBA	PO	A	E	F%
1987	31	714	.230	92	164	3	1	0	62	.237	--	--	--	99	80	4	51	559	271	67	.925
1988	38	956	.250	114	239	23	9	1	81	.296	--	--	--	84	94	7	25-33	722	299	119	.896
1989	36	833	.217	97	181	16	9	0	76	.256	--	--	--	95	89	7	22-35	702	298	65	.939
1990	49	1187	.251	114	251	23	3	2	87	.241	--	--	--	63	140	10	57-88	1023	618	113	.936
1991	51	1399	.289	222	405	40	15	2	176	.344	.331	25	11	85	146	8	56-70	1062	408	69	.955
1992	52	1367	.247	172	338	27	16	8	121	.308	--	--	--	82	174	6	47-65	1066	521	96	.943
1993	53	1434	.250	180	359	41	30	8	137	.338	--	38	--	50	175	4	42-56	--	--	--	--
1994	58	1590	.311	312	494	37	39	24	174	.428	--	--	--	85	170	18	88-95	--	--	--	--
1995	55	1494	.282	236	422	50	21	10	192	.364	.333	26	7	99	152	17	60-69	1111	507	77	.955
1996	52	1393	.301	220	419	66	22	6	184	.393	.354	41	10	100	163	20	82-90	1013	472	52	.966
1997	56	1522	.292	213	444	70	12	11	166	.375	.337	62	2	93	178	12	74-91	1114	506	86	.950
1998	52	1323	.249	164	329	33	5	17	135	.320	.307	54	2	102	195	11	55-66	1048	428	73	.953
1999	60	1634	.287	234	469	60	13	14	205	.365	.342	61	7	120	217	21	44-56	1214	618	85	.956
2000	58	1538	.272	217	419	46	11	23	181	.362	.326	64	5	106	182	18	33-47	1156	577	65	.964
2001	53	1274	.213	147	271	43	8	17	107	.299	.266	53	8	80	194	15	26-39	1057	551	80	.953
2002	70	1868	.263	264	492	81	20	37	230	.388	.336	46	10	198	293	11	56-74	1482	515	54	.974
2003	63	1607	.236	210	380	63	5	35	186	.347	.313	32	7	169	385	13	35-48	366	50	11	.970
2004	66	1618	.263	264	425	74	4	36	227	.380	.355	30	10	221	328	17	89-112	1301	329	65	.962
2005	65	1690	.288	309	486	67	10	25	268	.383	.371	25	15	217	301	16	159-188	1321	407	51	.971
2006	70	1823	.306	428	557	99	11	75	385	.495	.394	25	23	249	247	33	138-158	1362	591	94	.954
2007	70	1915	.322	451	616	95	14	96	416	.536	.394	32	19	200	325	41	105-120	1383	443	56	.970
2008	63	1615	.258	241	417	47	9	49	217	.389	.319	33	7	110	287	38	124-137	1231	477	57	.968
2009	61	1602	.305	356	488	86	9	71	328	.502	.393	23	13	183	292	59	64-76	1193	463	41	.976
2010	62	1578	.295	418	465	77	7	118	393	.577	.411	42	8	259	341	57	40-43	1200	477	69	.960
2011	57	1497	.323	349	483	67	16	100	333	.589	.410	37	8	178	285	48	78-90	1117	457	52	.968
2012	60	1494	.274	294	409	56	7	54	641	.429	.389	47	7	210	304	75	96-119	1180	486	55	.968
2013	55	1470	.293	304	431	67	12	47	273	.451	.390	28	10	197	275	42	94-112	1060	434	62	.960
2014	47	1230	.297	222	365	54	10	37	210	.447	.379	31	9	144	204	25	65-74	912	388	53	.961
2015	50	1193	.235	175	280	48	8	35	163	.376	.333	33	9	162	277	18	24-29	922	245	41	.966
2016	55	1415	.228	162	323	50	5	32	139	.339	.304	41	8	133	299	24	45-55	1127	519	63	.963
2017	53	1444	.256	234	369	59	4	54	205	.414	.355	32	13	197	329	34	38-49	1124	395	59	.963
2018	54	1375	.227	233	312	52	9	54	211	.396	.345	18	11	217	339	37	9-14	1104	327	78	.948
2019	58	1514	.277	326	419	104	6	61	302	.474	.395	13	15	256	283	50	26-33	1114	397	57	.964
2020*	23	584	.245	94	29	29	3	19	86	.402	.339	7	6	76	122	10	25-29	474	162	19	.971
2021	46	1180	.276	234	326	48	2	56	219	.463	.381	13	15	176	235	33	29-38	892	301	36	.971

## PITCHING

YEAR	GS	CG	W	L	W-L%	ERA	SV	SHO	IP	H	R	ER	BB	SO	2B	3B	HR	AB	BAVG	WP	HBP	
1987	31	23	5	26	.161	3.29	--	1	200.0	--	208	94	258	75	--	--	--	--	--	--	--	--
1988	38	27	8	30	.210	3.12	2	2/0	242.1	245	229	108	163	108	--	--	--	--	--	--	--	--
1989	36	--	19	16	.543	1.36	0	7	236.0	193	100	46	136	96	--	--	--	--	--	18	5	
1990	49	--	15	34	.306	1.98	3	5	343.2	282	191	97	110	164	--	--	--	--	--	39	5	
1991	51	24	38	12	.760	1.32	9	14/11	354.0	237	101	67	109	243	--	--	--	--	.185	28	9	
1992	52	30	30	22	.576	1.89	7	6/5	355.1	307	162	96	132	133	26	14	4	1392	.221	25	9	
1993	53	27	28	25	.528	2.38	5	4/4	359.1	319	195	122	170	134	24	17	11	1350	.236	33	13	
1994	58	45	35	23	.603	1.35	1	15	368.1	299	139	71	73	182	28	20	9	1445	.207	19	4	
1995	55	31	30	25	.545	1.83	3	6/4	371.1	323	164	97	120	144	33	12	6	1389	.233	6	10	
1996	52	33	32	20	.615	1.89	3	10/10	337.2	295	135	91	78	156	49	7	13	1285	.230	17	7	
1997	56	22	22	34	.392	3.07	3	3/3	371.2	448	256	163	161	87	68	9	18	1511	.296	14	8	
1998	52	32	23	29	.442	2.75	1	5/0	349.1	413	193	137	159	149	69	6	18	1500	.275	23	23	
1999	60	39	22	38	.367	3.11	0	1/0	404.2	475	260	180	150	183	73	7	26	1868	.292	31	21	
2000	58	44	25	33	.431	3.47	0	3/0	385.1	455	232	191	130	101	104	7	28	1737	.299	30	13	
2001	53	36	24	29	.453	1.55	6	9/5	352.1	325	141	78	101	158	43	6	18	1297	.251	8	8	
2002	70	48	52	18	.743	1.70	5	17/2	494.2	369	151	120	199	457	49	8	22	1760	.210	5	15	
2003	62	47	37	25	.597	1.70	0	16/1	420.2	270	135	102	171	459	42	7	24	1471	.184	9	24	
2004	66	48	47	19	.712	0.97	1	29/8	433.2	262	102	60	110	526	27	3	23	1532	.171	5	22	
2005	65	39	51	14	.784	1.49	6	26/6	440.1	279	123	94	128	490	40	6	26	1567	.178	15	30	
2006	70	13	48	22	.686	3.27	13	9/5	454.0	475	272	212	120	277	68	3	58	1794	.265	30	50	
2007	70	25	54	16	.771	2.54	7	13/7	461.0	377	208	167	203	429	47	9	50	1712	.220	47	61	
2008	63	39	32	31	.508	2.85	3	9/0	410.1	396	216	167	154	272	52	8	40	1572	.252	24	40	
2009	61	33	46	15	.754	2.15	3	15/4	397.2	323	145	122	157	348	39	3	37	1471	.220	33	25	
2010	62	39	51	11	.823	2.19	4	15/2	400.0	341	166	125	164	351	37	5	33	1516	.225	18	33	
2011	57	28	45	12	.789	2.37	7	14/7	372.1	300	155	126	189	354	30	6	31	1397	.215	20	20	
2012	60	44	37	23	.617	3.27	2	11/1	393.1	344	226	184	253	245	64	11	33	1444	.238	33	32	
2013	55	29	25	30	.454	5.37	4	3/0	353.1	443	340	271	221	160	87	2	67	1436	.308	21	35	
2014	47	29	23	24	.489	4.24	1	3/0	304.0	347	231	184	202	230	55	3	33	1219	.285	27	26	
2015	50	25	16	34	.320	4.90	2	4/2	307.1	274	241	215	221	354	48	2	46	1162	.236	35	44	
2016	55	41	22	33	.400	4.21	2	8/1	375.2	418	258	226	226	239	54	4	46	1492	.280	15	32	
2017	53	26	19	34	.358	4.82	1	2/1	374.2	443	296	258	232	242	65	7	52	1496	.296	31	38	
2018	54	31	28	26	.519	2.74	3	8/0	368.0	380	200	144	114	240	80	8	36	1468	.259	10	25	
2019	58	12	31	27	.534	4.60	8	4/1	371.1	463	308	244	169	230	75	5	64	1536	.301	42	28	
2020*	23	7	12																			



## 2022 SCHEDULE

<b>Feb. 11</b>	<b>Saint Joseph's \$</b>	<b>3:30 p.m.</b>	<b>Atlanta, Ga.</b>
	<b>Villanova \$</b>	<b>6 p.m.</b>	<b>Atlanta, Ga.</b>
<b>Feb. 12</b>	<b>Villanova \$</b>	<b>12:30 p.m.</b>	<b>Atlanta, Ga.</b>
	<b>Saint Joseph's \$</b>	<b>3:30 p.m.</b>	<b>Atlanta, Ga.</b>
<b>Feb. 13</b>	<b>Marshall \$</b>	<b>1 p.m.</b>	<b>Atlanta, Ga.</b>
<b>Feb. 15</b>	<b>Mercer \$</b>	<b>5 p.m.</b>	<b>Atlanta, Ga.</b>
Feb. 18	Central Arkansas & Southern Illinois &	11 a.m. 1:30 p.m.	Starkville, Miss. Starkville, Miss.
Feb. 19	Southern Illinois & Mississippi State &	11 a.m. 1:30 p.m.	Starkville, Miss. Starkville, Miss.
Feb. 20	Mississippi State &	Noon	Starkville, Miss.
<b>Feb. 22</b>	<b>Furman</b>	<b>3 p.m.</b>	<b>Atlanta, Ga.</b>
<b>Feb. 23</b>	<b>Georgia State</b>	<b>5 p.m.</b>	<b>Atlanta, Ga.</b>
<b>Feb. 25</b>	<b>Penn State (DH) ^</b>	<b>2 p.m.</b>	<b>Atlanta, Ga.</b>
	<b>Penn State (DH) ^</b>	<b>4:30 p.m.</b>	<b>Atlanta, Ga.</b>
<b>Feb. 26</b>	<b>East Tennessee State (DH) ^</b>	<b>2 p.m.</b>	<b>Atlanta, Ga.</b>
	<b>East Tennessee State (DH) ^</b>	<b>4:30 p.m.</b>	<b>Atlanta, Ga.</b>
<b>Feb. 27</b>	<b>Jacksonville State (DH) ^</b>	<b>1 p.m.</b>	<b>Atlanta, Ga.</b>
	<b>Jacksonville State (DH) ^</b>	<b>3:30 p.m.</b>	<b>Atlanta, Ga.</b>
March 2	Kennesaw State	TBA	Kennesaw, Ga.
<b>March 4</b>	<b>Duke *</b>	<b>5 p.m.</b>	<b>Atlanta, Ga.</b>
<b>March 5</b>	<b>Duke *</b>	<b>3 p.m.</b>	<b>Atlanta, Ga.</b>
<b>March 6</b>	<b>Duke *</b>	<b>1 p.m.</b>	<b>Atlanta, Ga.</b>
<b>March 8</b>	<b>Middle Tennessee</b>	<b>5 p.m.</b>	<b>Atlanta, Ga.</b>
<b>March 11</b>	<b>Florida State *</b>	<b>5 p.m.</b>	<b>Atlanta, Ga.</b>
<b>March 12</b>	<b>Florida State *</b>	<b>3 p.m.</b>	<b>Atlanta, Ga.</b>
<b>March 13</b>	<b>Florida State *</b>	<b>1 p.m.</b>	<b>Atlanta, Ga.</b>
March 15	Georgia	6 p.m.	Athens, Ga.
March 18	Louisville *	6 p.m.	Louisville, Ky.
March 19	Louisville *	1 p.m.	Louisville, Ky.
March 20	Louisville *	Noon	Louisville, Ky.
<b>March 22</b>	<b>Dartmouth (DH)</b>	<b>4 p.m.</b>	<b>Atlanta, Ga.</b>
	<b>Dartmouth (DH)</b>	<b>6:30 p.m.</b>	<b>Atlanta, Ga.</b>
<b>March 25</b>	<b>Syracuse *</b>	<b>6 p.m.</b>	<b>Atlanta, Ga.</b>
<b>March 26</b>	<b>Syracuse *</b>	<b>3 p.m.</b>	<b>Atlanta, Ga.</b>
<b>March 27</b>	<b>Syracuse *</b>	<b>1 p.m.</b>	<b>Atlanta, Ga.</b>
<b>March 30</b>	<b>Kennesaw State</b>	<b>6 p.m.</b>	<b>Atlanta, Ga.</b>
April 1	Notre Dame *	TBA	South Bend, Ind.
April 2	Notre Dame *	TBA	South Bend, Ind.
April 3	Notre Dame *	Noon	South Bend, Ind.
<b>April 5</b>	<b>Troy</b>	<b>6 p.m.</b>	<b>Atlanta, Ga.</b>
April 8	Boston College	3 p.m.	Chestnut Hill, Mass.
April 9	Boston College	1 p.m.	Chestnut Hill, Mass.
April 10	Boston College	Noon	Chestnut Hill, Mass.
April 13	UAB	6 p.m.	Birmingham, Ala.
<b>April 15</b>	<b>NC State</b>	<b>6 p.m.</b>	<b>Atlanta, Ga.</b>
<b>April 16</b>	<b>NC State</b>	<b>3 p.m.</b>	<b>Atlanta, Ga.</b>
<b>April 17</b>	<b>NC State</b>	<b>Noon</b>	<b>Atlanta, Ga.</b>
April 20	Georgia State	6 p.m.	Panthersville, Ga.
<b>April 23</b>	<b>Charlotte (DH)</b>	<b>3 p.m.</b>	<b>Atlanta, Ga.</b>
	<b>Charlotte (DH)</b>	<b>5:30 p.m.</b>	<b>Atlanta, Ga.</b>
<b>April 24</b>	<b>Charlotte</b>	<b>1 p.m.</b>	<b>Atlanta, Ga.</b>
April 29	Clemson	TBA	Clemson, S.C.
April 30	Clemson	TBA	Clemson, S.C.
May 1	Clemson	TBA	Clemson, S.C.

\* Denotes ACC game  
\$ Denotes Buzz Classic  
& Denotes Bulldog Kickoff Classic  
^ Denotes I-75 Tournament  
All times Eastern and subject to change  
Home games are in bold, italics