



# GEORGIA TECH BASKETBALL 2021-22

ACC Champions 1985, 1990, 1993, 2021 • Final Four 1990, 2004 • 17 NCAA Tournament appearances

## 2021-22 Schedule/Results

Date	Opponent	TV	Time
O31	MOREHOUSE (exh)	--	W, 89-52
N9	MIAMI, OHIO	ACCNX	L, 69-72
N12	STETSON	ACCNX	W, 77-52
N15	LAMAR	ACCNX	W, 75-66
N19	at Georgia	SECN	W, 88-78
N22	CHARLESTON SOUTHERN	ACCN	W, 85-70
N26	GEORGIA SOUTHERN	RSN	W, 61-59
D1	WISCONSIN* (23/21)	ESPN2	L, 66-70
D5	NORTH CAROLINA (rv)	ESPN2	L, 62-79
D11	vs. LSU# (25/24)	ESPN2	L, 53-69
D18	vs. Southern Cal+ (10/9)	Pac12	L, 53-67
D21	GEORGIA STATE	RSN	W, 72-62 (ot)
D23	ALABAMA A&M	ACCN	ppd.
D29	at Syracuse	RSN	ppd.
J2	LOUISVILLE	ESPN2	L, 64-67
J4	at Duke (2/2)	ACCN	L, 57-69
J8	NOTRE DAME	ACCN	L, 68-72 (ot)
J12	at Boston College	RSN	W, 81-76
J15	at North Carolina (rv)	ACCN	L, 65-88
J19	WAKE FOREST	ESPNU	L, 64-80
J23	CLAYTON STATE	ACCNX	5 p.m.
J26	FLORIDA STATE	ACCN	9 p.m.
J29	MIAMI	RSN	12 p.m.
F2	at Virginia Tech	ACCN	9 p.m.
F5	CLEMSON	RSN	2 p.m.
F9	at Miami	RSN	7 p.m.
F12	at Virginia	ESPN/2	4 p.m.
F15	N.C. STATE	ACCN	8 p.m.
F19	at Pittsburgh	ACCN	7 p.m.
F21	at Syracuse	RSN	7 p.m.
F23	VIRGINIA TECH	ESPN/ESPN2	9 p.m.
F26	at Notre Dame	ACCN	5 p.m.
M2	at Clemson	ACCN	7 p.m.
M5	BOSTON COLLEGE	RSN	12 p.m.

M8-12 ACC Tournament (Brooklyn, N.Y.)

\*Big Ten/ACC Challenge; #Holiday Hoopsgiving (State Farm Arena, Atlanta, Ga.); +Jerry Colangelo Classic (Phoenix, Ariz.)

All times Eastern; home games in ALL CAPS

(AP/USA) - rankings in AP/coaches polls at time of game, current rankings for upcoming games (rv=receiving votes)

### RADIO: Georgia Tech Sports Network by Legends Sports

Announcers	Andy Demetra, Randy Waters
Engineer	Miller Pope
Flagship station in Atlanta	680 AM, 93.7 FM
Satellite Radio	XM 386, SiriusXM app 976
Online	GT Gameday App, Ramblinwreck.com
Tuneln	buzz.gt/LiveTuneln

### Live Stream: ACC Network Extra

Announcers Wiley Ballard, Jon Babul

### COMMUNICATIONS

GTMBB contact	Mike Stamus
Phone	404-894-5445 (ofc), 404-218-9723 (cell)
E-mail	mstamus@athletics.gatech.edu

### SOCIAL MEDIA: #TogetherWeSwarm

Official Twitter	@GTMBB / @GTJoshPastner
Facebook	gtmensbasketball
Instagram	gtmensbasketball

## GEORGIA TECH (7-10, 1-6 ACC) vs. CLAYTON STATE (6-8, 1-4 PBC)

Game 18 • January 23, 2022 • 5 p.m. EST

### Jackets Steps Out of Conference

In the second game of a four-game homestand, Georgia Tech steps out of conference to host neighboring Clayton State for a 5 p.m. contest Sunday at McCamish Pavilion. This game was scheduled a week ago to replace the Yellow Jackets' cancelled Dec. 23 game against Alabama A&M. Patrons holding tickets for the Alabama A&M game may use them for Sunday's game.

Tech (7-10, 1-6 ACC) looks to rebound from a pair of double-digit Atlantic Coast Conference losses in the last week to North Carolina (88-65) and Wake Forest (80-64). The Yellow Jackets have lost nine of their last 11 games, defeating Georgia State at home (72-62) and Boston College on the road (81-76).

Reigning ACC Tournament MVP **Michael Devoe** (Orlando, Fla.), the ACC's third-leading scorer (19.4 points per game), No. 6 three-point shooter by volume (2.38 per game) and No. 2 by percentage (38.8), leads the Jackets along with senior forward **Jordan Usher** (Canton, Ga.), averaging 15.1 points and 7.1 rebounds per game.

Clayton State (6-8 overall, 1-4 PBC pending Saturday result), a Division II program competing in the Peach Belt Conference, scheduled Sunday's game between a pair of conference games Saturday at Georgia College and Monday at home against Lander.

### GAME INFORMATION

Event/Site	McCamish Pavilion, Atlanta, Ga.
Series vs. Clayton State	Tech leads, 1-0
In Atlanta	Tech leads, 1-0
Last meeting	11/7/2014 - Tech won 74-41 in Atlanta (exh)

### GEORGIA TECH YELLOW JACKETS

Rankings (AP/coaches/KenPom/NET)	nr   nr   136   177
Record breakdown	5-6 home   2-2 road   0-2 neutral
Head coach	Josh Pastner (Arizona, 1997)
Career record/at GT	256-159! (13th yr)   89-86! (6th yr)
Pastner vs. Clayton State	1-0
Next game	Jan. 26 vs. Florida State
! On-court record - 22 wins and 1 loss vacated by NCAA Committee on Infractions	

### CLAYTON STATE LAKERS

Rankings (AP/coaches/KenPom/NET)	nr   nr   na   na
Record breakdown	3-3 home   3-5 road   0-0 neutral
Head coach	Vince Alexander (Oklahoma Baptist, 1989)
Career record/at CS	347-258 (21st yr)   6-8 (1st yr)
Alexander vs. Tech	0-0
Next game	Jan. 24 vs. Lander

## ROSTER AT-A-GLANCE (#indicates last-game starter, \*5th-yr senior)

<b>30</b>	Coleman Boyd..... G ..... 6-1 .....173..... Jr..... Smyrna, Ga. ....--.....-- > Non-scholarship player 3rd year at Tech, played in 6 games career
<b>10</b>	Dallan "Deebo" Coleman... G ..... 6-6 .....215..... Fr..... Memphis, Tenn. ....5.9 ppg.....2.0 rpg > 2021 Mr. Basketball in state of Fla.; 22.7 min/g, 3 starts; 42.9% 3pt FG (34.6% in ACC games)
<b>33</b>	Brayden Daniels..... G ..... 6-4 .....170..... Fr..... Louisville, Ky.....--.....-- > Non-scholarship player, 1st year at Tech
<b>0</b>	Michael Devoe# ..... G ..... 6-5 .....193..... Sr..... Orlando, Fla. ....19.4 ppg.....2.9 apg > No. 2 ACC in scoring, No. 2 in 3pt FG pct. (38.8), No. 6 in 3pt made (2.38 pg)
<b>2</b>	Saba Gigiberia#..... C/F ..... 7-1 .....248..... So..... Tbilisi, Georgia .....2.3 ppg.....2.5 rpg > Played in 13 games, 8.6 mpg this season; played 14+ min vs. DU, UNC, WF; 18 total points, 11 total rebs
<b>43</b>	Jermontae Hill..... G ..... 6-6 .....198..... Fr..... Atlanta, Ga. ....--.....-- > Non-scholarship player, 1st year at Tech
<b>24</b>	Rodney Howard..... C/F ..... 6-10 .....246..... Jr..... Ypsilanti, Mich.....5.8 ppg.....5.3 rpg > Three games in double-figure points, returned following 5-game absence (ankle) to play 16:25 vs. WF
<b>35</b>	Jehloni James..... F ..... 6-6 .....192..... Jr..... Sugar Hill, Ga. ....--.....-- > Non-scholarship forward in his 3rd year with the program, played in 5 games career
<b>13</b>	Miles Kelly ..... G ..... 6-5 .....171..... Fr..... Stone Mountain, Ga. ....2.9 ppg.....1.2 rpg > Prepped at Hargrave Military Acad.; avg 11.9 minutes off bench; scored in 4 straight games (4-9 FG)
<b>11</b>	Tristan Maxwell..... G ..... 6-2 .....209..... So..... Huntersville, N.C.....6.4 ppg.....1.6 rpg > Played 1 game last season (foot injury); played 5 games this season; career-hi 22 points at BC (7-11 3pt)
<b>23</b>	Jordan Meka..... C/F ..... 6-8 .....225..... So..... Yaoundé, Cameroon.....0.6 ppg.....3.7 rpg > Played 17+ mins in each of 4 games prior to BC (3 starts); 6.0 rpg, 2.0 block/g over that stretch
<b>14</b>	Jalon Moore..... F ..... 6-6 .....211..... Fr..... Birmingham, Ala. ....1.8 ppg.....1.5 rpg > 3-star forward voted all-state in Alabama; played in 4 games, scored 1st ACC points at UNC (FG+FT)
<b>12</b>	Khalid Moore#..... F ..... 6-7 .....208..... Sr..... Briarwood, N.Y.....5.6 ppg.....4.0 rpg > Started all 17 games this season; averaging 6.4 ppg in ACC games (3.8 ppg 1st 6 games)
<b>3</b>	Bubba Parham ..... G ..... 5-10 .....161..... Sr.* ..... Snellville, Ga.....0.0 ppg.....1.0 apg > Double digits in 6 games, 33% 3pt FG last season; played 2 games this season (pre-season knee surgery)
<b>5</b>	Deivon Smith ..... G ..... 6-1 .....172..... So..... Loganville, Ga.....5.9 ppg.....2.1 apg > Transfer from Miss. St.; started 5 games (20.5 mpg); scored season-high 16 pts (7-11 FG) at UNC
<b>1</b>	Kyle Sturdivant#..... G ..... 6-2 .....197..... Jr..... Norcross, Ga.....7.3 ppg.....1.8 apg > Started 13 games (23.1 min/g), 30;22 ast/TO ratio; 8.4 ppg, 7-15 3pt FG, 10.5 A/TO last 7 games
<b>4</b>	Jordan Usher# ..... G/F ..... 6-7 .....220..... Sr.* ..... Canton, Ga. ....15.1 ppg.....7.1 rpg > Four double-doubles this season; 16.6 ppg, 7.0 rpg, 49.1% FG, 15-36 3pt FG last 9 games

# TECH NOTEBOOK

## Tech Team Statistics

Category	2021-22	ACC	NCAA
Scoring offense	68.2	12	263
Scoring defense	70.4	11	218
Scoring margin	-2.1	14	267
Field goal pct.	.436	11	207
Field goal pct. def.	.438	12	238
3-pt FG pct.	.346	8	123
3-pt FG made	6.6	12	249
3-pt FG pct. def.	.314	4	102
3-pt FG allowed	6.8	-	-
Free throw pct.	.684	14	249
Free throws made	10.3	14	276
Free throws against	12.1	-	-
Rebound average	35.1	11	224
Rebound margin	0.0	12	220
O-Reb per game	9.4	9	244
D-Reb per game	25.7	7	172
Assists per game	12.9	12	207
Assist/TO ratio	0.9	14	228
Turnover margin	-0.3	12	224
Turnovers per game	13.6	15	229
Turnovers forced	13.4	4	161
Blocks per game	3.1	12	195
Steals per game	7.5	6	103
Personal fouls per game	17.9	14	262

Rankings through games of January 19

## Games Started

Player	Consec.	2021-22	Career	Conf.
Deebo Coleman	-	3	3	2
Michael Devoe	11	15	92	60
Saba Gigiberia	1	1	1	1
Rodney Howard	-	11	15	1
Miles Kelly	-	-	-	-
Tristan Maxwell	-	-	-	-
Jordan Meka	-	3	3	3
Jalon Moore	-	-	-	-
Khalid Moore	27	17	50	24
Bubba Parham	-	-	82	46
Deivon Smith	-	5	13	6
Kyle Sturdivant	5	13	13	6
Jordan Usher	66	17	70	42

\*Includes starts at previous school

Career ACC includes ACC Tournament starts

## Non-Conference Breakdown

Team	Conf.	Record	Conf.	KP	NET
Charleston So.	Big South	4-13	1-4	350	349
Georgia	SEC	5-13	0-5	221	229
Georgia Southern	Sun Belt	8-7	1-3	232	207
Georgia State	Sun Belt	6-7	0-2	173	262
Lamar	WAC	2-15	0-4	334	349
LSU	SEC	15-3	3-3	10	9
Miami (Ohio)	MAC	8-8	2-3	155	191
Southern Cal	Pac-12	14-2	4-2	26	28
Stetson	A-Sun	7-11	1-4	292	316
Wisconsin	Big Ten	15-2	6-1	25	17
<b>GT strength of schedule rank</b>				<b>64</b>	<b>58</b>
<b>GT NC strength of schedule rank</b>				<b>276</b>	<b>145</b>

vs. Quad 1: 0-5 vs. Quad 2: 0-2  
vs. Quad 3: 2-2 vs. Quad 4: 5-1

KP - KenPom.com, NET - NCAA NET rankings

Rankings through games of January 19

The teams met once previously, a 74-41 Tech win in a 2014 exhibition game at McCamish Pavilion.

Sunday's game will be streamed live on ACC Network Extra, available through the ESPN app. Radio coverage will be on the Georgia Tech Sports Network by Legends Sports and flagship station WCNN (680/93.7 the Fan), and on satellite radio (XM channel 386, SiriusXM app 976).

## The Opening Tip

- **Rescheduled** - Sunday's game against Clayton State fills what was a bye in the Yellow Jackets' Atlantic Coast Conference schedule and created a four-game homestand for Tech. The ACC has also rescheduled Tech's postponed ACC game at Syracuse for Monday, Feb 21 at 7 p.m. (was originally scheduled for Dec. 29). That will give the Jackets three conference games in a five-day stretch (Feb. 19 at Pitt, Feb. 21 at Syracuse, Feb. 23 vs. Virginia Tech).

- **At home** - Georgia Tech is looking for its first conference win at home after an 0-4 start at McCamish Pavilion, where the Yellow Jackets are 5-6 overall this season. Clayton State is 3-5 on the road this season.

- **Eight lineups** - After starting a lineup without a true "5" player at Boston College and North Carolina (Georgia Tech's tallest starters being Jordan Usher and Khalid Moore, both 6-foot-7), Georgia Tech inserted sophomore Saba Gigiberia for his first collegiate start against Wake Forest, creating the Yellow Jackets' eighth different starting lineup this season. The small lineup produced one of the Jackets' most efficient offensive games this season at Boston College (an 81-76 win), but left Tech vulnerable defensively in losses to the Tar Heels and Wake Forest, who scored the most points the Jackets have yielded this season.

- **Over a thousand** - Senior Jordan Usher cleared the 1,000-point milestone for his career when he scored 22 points Jan. 15 at North Carolina. He has 1,021 points, 747 of them scored in a Tech uniform, giving Tech three 1,000-point scorers on its roster, including Michael Devoe (1,460) and Bubba Parham (1,452).

- **Hot streak** - Usher has averaged 16.6 points and 7.0 rebounds over Tech's last nine games, having hit 55-of-112 shots from the floor (49.1 percent) and 15-of-36 threes (41.7 percent).

- **MIKEY LIKES IT** - Senior guard Michael Devoe fell from the top spot in the ACC in scoring average for the first time this season after his 13-point game at Boston College, and is currently No. 2 at 19.4 points per game behind Wake Forest's Alondes Williams (20.3). Devoe is No. 2 in the ACC in three-point percentage (38.8) and No. 6 in three-point field goals per game (2.38).

- **Climbing the ladder** - After beginning the season No. 36 in career points at Tech, Devoe has risen to No. 18 on the Tech career points list with 1,460 points, passing such Tech luminaries as Iman Shumpert, Drew Barry, Jarrett Jack, Michael Maddox, Tico Brown, Marvin Lewis, Anthony Morrow, Lenny Horton and former teammate Jose Alvarado. The senior needs 38 points to take over 17th place from Kenny Anderson (1,497 from 1989-91).

- **Getting Moore done** - Senior forward Khalid Moore has averaged 6.6 points over Tech's last 10 games, after scoring a total of 23 points in the Jackets' first six games of the season. He has hit 27-of-57 from the floor over that stretch.

## Last Time Out

Despite taking a two-point lead midway through the second half, Georgia Tech men's basketball was unable to slow Wake Forest's offense, suffering the 80-64 setback on Wednesday night at McCamish Pavilion.

While the Yellow Jackets (7-10, 1-6 ACC) shot a modest 38.5 percent from the field, the Demon Deacons (15-4, 5-3 ACC) were hot from the start, shooting better than 55 percent in the first half and almost 57 percent for the game.

## Series vs. Florida State

### Tech trails, 30-44

**Home: 17-17, Away: 11-24, Neutral: 2-3**

All Home Games:	17-17
At McCamish Pavilion:	1-3
At Alexander Memorial Coliseum:	16-14
At Georgia Dome:	0-1
In Atlanta:	17-18
All Road Games:	11-24
At Tucker Center:	8-17
As ACC members:	20-30
In the ACC Tournament:	1-2
All Neutral Games:	1-3
As Metro Conference members:	1-3
Under Whack Hyder:	8-10
Under Dwane Morrison:	2-4
Under Bobby Cremins:	8-11
Under Paul Hewitt:	9-10
Under Brian Gregory:	1-4
Under Josh Pastner:	2-5
Vs. Leonard Hamilton:	10-18 (9-18 at FSU)
Longest Winning Streak:	5 games (1995-97)
Longest Losing Streak:	10 games (2007-15)
Most Points Scored:	111 on 2-11-1999
Fewest Points Scored:	47 on 2-16-19
Most Points Allowed:	108 on 2-19-72; 2-11-1999
Fewest Points Allowed:	55 on 1-19-1963
Largest Margin of Victory:	31 on 1-30-2002
Largest Margin of Defeat:	58 on 2-19-1972

### Recent Series Results

1-27-2001	.....h10	W	77-68	
2-28-2001	.....a	L	59-69	
1-30-2002	.....h10	W	77-46	
3-2-2002	.....a	W	86-78	
1-14-2003	.....h10	W	81-74	
2-15-2003	.....a	L	64-71	
2-3-2004	.....15/16	.....a	L	65-81
3-6-2004	.....19/22	.....h10	W	63-60
2-2-2005	.....25/23	.....h10	W	64-61
2-20-2005	.....a	W	76-75	
2-9-2006	.....a	L	79-80	
1-13-2007	.....h10	W	88-80	
2-13-2007	.....a	W	63-57	
12-30-2007	.....h10	L	64-66	
2-5-2009	.....a	L	58-62	
3-13-2009	.....22/22	.....n4	L	62-64
12-20-2009 (qt)	.....22/15	.....h10	L	59-66
1-24-2010	.....19/18	.....a	L	66-68
2-10-2011	.....h10	L	63-72	
2-1-2012	.....21/24	.....a	L	54-68
2-5-2013	.....h15	L	54-56	
3-2-2014	.....a	L	71-81	
2-14-2015	.....h15	L	53-57	
2-17-2016	.....a	W	86-80	
1-25-2017	.....6/6	.....h15	!	78-56
1-24-2018	.....a	L	77-88	
2-2-2019	.....25/rv	.....a	L	49-59
2-16-2019	.....17/19	.....h15	L	47-69
12-31-2019	.....18/18	.....a	L	58-70
12-15-2020	.....15/15	.....a	L	61-74
1-30-2021	.....16/16	.....h15	W	76-65
3-13-2021	.....16/16	.....n5	W	80-75

4-ACC Tournament (Georgia Dome, Atlanta, Ga.); n5-ACC Tournament (Greensboro Coliseum, Greensboro, N.C.)

GAME NOTES

# TECH NOTEBOOK

## Just Georgia Tech, please...

*The Georgia Institute of Technology is the official title, but Georgia Tech will work fine, or just Tech (unless you're in Virginia or Texas). We would appreciate it if you would use our name in those ways. Georgia Tech University is incorrect. Thank you.*

## Georgia Tech Quick Facts

<b>Official Name:</b> Georgia Institute of Technology
<b>Location:</b> Atlanta, Ga.
<b>Enrollment:</b> 43,859
<b>Founded:</b> 1885
<b>Colors:</b> Old Gold and White
<b>Nickname:</b> Yellow Jackets, Ramblin' Wreck
<b>Mascot:</b> Buzz (Yellow Jacket)
<b>Fight Songs:</b> Ramblin' Wreck, White and Gold
<b>Conference:</b> Atlantic Coast (ACC)
<b>Home Arena:</b> McCamish Pavilion (capacity 8,600)
<b>President:</b> Dr. Angel Cabrera
<b>Director of Athletics:</b> Todd Stansbury
<b>Faculty Rep. for Athletics:</b> Dr. Baratunde Cola
<b>Head Coach:</b> Josh Pastner (Arizona, 1997)
<b>Record at Tech:</b> 89-86 1 (6th season)
<b>Overall:</b> 256-159 1 (13th season)
<b>ACC Regular Season:</b> 43-55 1
<b>ACC Tournament:</b> 2-3
<b>NCAA Tournament:</b> 2-5
<b>Associate Head Coach:</b> Eric Reveno (Stanford, 1989), 5th season
<b>Assistant Coach:</b> Julian Swartz (Carroll College, 2005), 5th season
<b>Assistant Coach:</b> Anthony Wilkins (Kent State, 2013), 3rd season
<b>Assoc. Dir. of Player Personnel:</b> B.J. Elder (Georgia Tech, 2014)
<b>Director of Operations:</b> Tyler Benson (St. Bonaventure, 2009)
<b>Director of Scouting:</b> Hayden Sheridan (Arizona, 2016)
<b>Player Development Coach:</b> Eddie Dimas (Grand Canyon, 2015)
<b>Athletic Trainer:</b> Richard Stewart (Salisbury, 2005)
<i>! On-court record (Georgia Tech had 22 wins and one loss during the 2016-17 and 2017-18 seasons vacated by the NCAA's Committee on Infractions.)</i>

## Basketball History

<b>107th season:</b> 1st game, Feb. 17, 1906 vs. Auburn
<b>All-time Record:</b> 1,417-1,277 1
<b>Winning/Losing/500 Seasons:</b> 55 / 47 / 4
<b>NCAA Appearances (17):</b> 23-17 record
1960, 1985, 1986, 1987, 1988, 1989, 1990, 1991, 1992, 1993, 1996, 2001, 2004, 2005, 2007, 2010
<b>Final Fours (2):</b> 1990, 2004
<b>NIT Appearances (8):</b> 10-8 record
1970, 1971, 1984, 1994, 1998, 1999, 2003, 2016
<b>ACC Championships (4):</b> 1985, 1990, 1993, 2021
<b>ACC Regular-Season Titles (2):</b> 1985 (tie), 1996
<b>ACC Regular-Season Record (43rd season):</b> 277-397 1
<b>ACC Tournament Record:</b> 28-37
<b>SEC Championships (1):</b> 1938
<b>SEC Regular-Season Titles (1):</b> 1937
<b>SEC Regular-Season Record (1932-64):</b> 201-207
<b>Metro Conference Regular-Season Record (1975-78):</b> 9-10
<b>Metro Conference Tournament Record:</b> 4-3
<b>Record at McCamish Pavilion:</b> 108-59 1 (10th season)
<b>Record at Alexander Memorial Coliseum:</b> 556-194 (55 seasons, 1956-2011)
<b>Record at State Farm Arena:</b> 8-12
<b>Record at Gwinnett Arena:</b> 4-1
<b>Record at Georgia Dome:</b> 9-5
<b>All-Time Head Coaches:</b> 14
<b>ACC Head Coaches:</b> 5
<b>All-America Selections:</b> 14 (12 players)
<b>Consensus All-Americans:</b> 2
<b>First-Team All-Americans:</b> 5
<b>National Players of the Year:</b> 1
<b>All-ACC Selections:</b> 56 times (33 players)
<b>ACC Players of the Year:</b> 2
<b>ACC Rookies of the Year:</b> 11
<b>ACC Coaches of the Year:</b> 5 (3 coaches)
<b>ACC Tournament MVPs:</b> 4
<b>ACC All-Freshman Team:</b> 15

Tech was led offensively by Michael Devoe, who finished with 22 points, while Jordan Usher finished with 13 points and five rebounds. Sophomore Saba Gigiberia recorded a career-high eight points.

Wake Forest featured five double-digit scorers on the night, led by Alondes Williams, who finished with 19 points, nine assists and seven rebounds.

## Etcetera

- After Wednesday night's game, Georgia Tech has played six of its first seven ACC games against the top half of the current conference standings. Awaiting Tech are the top two teams in the standings (Florida State and Miami) at home next week.

- Georgia Tech employed its eighth different starting lineup of the season against Wake Forest, inserting 7-1 sophomore Saba Gigiberia for his first collegiate start, taking the place of Deebo Coleman who had started the last two games against Boston College and North Carolina.

- Tech utilized 10 players for the sixth time this season against Wake Forest, all played double-digit minutes, and for the first time this season, all 10 made it into the scoring column.

- Tech has surrendered its two highest point totals of the season in the last two games – 88 at North Carolina and 80 Wednesday night to Wake Forest. The Demon Deacons became the third team to shoot 50 percent against the Jackets, a season-high 56.9 percent.

- Tech's last six opponents have shot 30.9 percent from three-point range combined (47-of-152).

- Tech received 13 points from its bench against Wake Forest, whose reserves contributed eight. It was the ninth time in 17 games this season that Tech's bench has outscored that of its opponent. That happened just six times in 26 games in 2020-21. The Jackets' reserves have scored 76 points in their last three games.

- Tech has connected on 8-of-34 from three-point range (23.5 pct.) in its last two games. The Jackets failed to shoot 40 percent from the floor in four of its last five games (50.9 percent at Boston College was the exception).

- Tech has made 30 steals across its last three games, matching its season high of 11 against Wake Forest, spread out over seven players.

- Tech's last four opponents have averaged 41 points in the paint, and Wake Forest's 48 was a season high against the Jackets. The Demon Deacons' 24 fast break points also were a season high against Tech.

- Saba Gigiberia made his first collegiate start against Wake Forest, notching a career-high eight points (4-of-8 FG) with three assists in a career-high 16:47 minutes. The 7-1 sophomore had played 12 games previously this season, playing as many as 14 minutes in road games at Duke (6 pts, 6 reb) and North Carolina (4 pts, 4 reb).

- Michael Devoe shook off a 2-point night at North Carolina by leading the Jackets against Wake Forest, scoring 22 points and making his first 3-point field goal in three games. Devoe surpassed Jim Wood (1,459 from 1974-77) for 18th place on Tech's all-time scoring list with 1,460 points.

- Devoe has scored 20 or more points nine times this season (22 vs. Wake Forest) and has reached double figures in 23 of his last 25 games. Devoe has reached double figures in points 73 times in his career. He has scored 20 or more points 29 times.

- Jordan Usher has scored in double digits 14 times in 17 games this season, and has done so in Tech's last nine games. During that stretch, the senior has averaged 16.6 points per game (55-112 FG, 49.1 pct., 13-36 3pt FG). He averages 15.1 for the season, 14.4 in ACC games.

- Rodney Howard returned to the court after a five-game absence, playing for the first time since Dec. 18 against USC in Phoenix. He scored just one point in 16:25, but had three assists and four rebounds.

## Georgia Tech By the Numbers

1	SEC Championships
1	NCAA Post-Graduate Scholar
1	Naimsmith Award winner
2	Final Four appearances
2	ACC regular-season titles
2	ACC Players of the Year
2	National Freshmen of the Year
3	Years a Member of the Metro Conference
4	ACC Championships
5	First-team All-America players
6	Jersey numbers retired
6	Academic All-Americans
7	NCAA Sweet 16 appearances
8	Wins over teams ranked No. 1
8	NBA lottery picks
12	ACC Rookie of the Year honorees
14	Head coaches in program history
17	NCAA Tournament berths
19	NBA first-round draft picks
25	Total postseason berths (NCAA and NIT)
32	Years a Member of the SEC
42	Years a Member of the ACC
47	Players taken in the NBA Draft
49	Players selected All-ACC
228	Weeks ranked in either AP or Coaches Poll

## Pastner's Key Metrics

- **Assists to made field goals:** The Jackets have assisted on 50.2 percent of their field goals this season (219 assists on 436 made field goals), including 47.7 percent in ACC games (84/176). Its nightly goal is to assist on 60 percent of its made field goals, which Tech has met three times this season.

- **Free throws made to opponents' attempts:** Tech went 9-of-15 from the free throw line to Wake Forest's 6-of-7. Tech's goal each night is to make more free throws than the opponent attempts, which the Jackets have done three times this season.

- **Turnovers:** Tech has won the turnover battle in nine of 17 games this season (the Jackets had 15 to Wake's 18). Tech won the turnover battle in 21 of 26 games last season. Target each night is to commit 11 or fewer, which has Tech met seven times this season (14 times last season). More telling for Tech under Josh Pastner is that when Tech has committed fewer turnovers than its opponent, it is 45-29. When it has committed more, it is 39-47.

- **Guard rebounding:** Tech's perimeter players grabbed 18 of its 20 defensive rebounds against Wake Forest, and 334 of 437 (76.4 percent) for the season.

## Two-point (guard) conversion

Splitting the point guard duties nearly evenly so far this season in the wake of the departure of Jose Alvarado, Kyle Sturdivant and Deivon Smith have combined to average 12.5 points and 3.6 assists over 17 games, while compiling a 62:51 assist/turnover ratio. Sturdivant has started 13 games, while Smith has started five. They both started and played together for much of Tech's win over Charleston Southern in the absence of Michael Devoe.

## Big3

To replace ACC Player of the Year Moses Wright, Tech has turned to a trio of big men in junior Rodney Howard, who started Tech's first 11 games before missing the next five, along with sophomores Saba Gigiberia and Jordan Meka.

With Howard slowed by an ankle injury, Gigiberia and Meka stepped up to play nearly 35 minutes in Tech's victory over

## TECH NOTEBOOK

## Tech's Record

	2021-22	CJP
At home	5-6	65-32
On the road	2-2	19-42
At neutral sites	0-2	5-9
Vs. top-10 opponents	0-2	3-16
Vs. top-25 opponents	0-4	11-30
Vs. teams over .500	4-9	54-74
Vs. teams under .500	1-0	27-6
Vs. teams at .500	2-1	7-5
While in the top 25	0-0	0-0
In November	5-1	19-9
In December	1-4	20-21
In January	1-5	21-24
In February	0-0	15-25
In March/April	0-0	14-6
Wearing white uniforms	4-6	61-32
Wearing gold uniforms	2-2	17-29
Wearing navy uniforms	1-2	12-21
Wearing black uniforms	0-0	0-0
Game is decided by 5 pts./fewer or OT	3-4	23-23
Game is decided by 10/fewer or OT	5-3	43-43
Leading at the half	5-2	65-19
Trailing at the half	2-6	22-64
Tied at the half	0-2	2-2
Leading with 5:00 to play	5-3	76-9
Trailing with 5:00 to play	2-7	10-74
Tied with 5:00 to play	0-0	2-3
In overtime games	0-1	4-4
After a bye in the ACC schedule	0-0	2-3
Tech scores 100 or more points	0-0	0-1
Tech scores 70 or more points	6-0	64-15
Tech scores fewer than 70 points	1-10	26-70
Opponent scores 100 or more points	0-0	0-2
Opponent scores 70 or more	3-6	18-51
Opponent scores fewer than 70	4-4	73-32
Opponent scores fewer than 50	0-0	4-0
Tech shoots 50 pct. or better	4-0	36-9
Opponent shoots 50 pct. or better	1-2	6-16
Opponent shoots under 40 pct.	2-3	53-18
Tech has a higher FG% than opponent	6-2	82-22
Tech has a lower FG% than opponent	1-8	4-60
FG percentage is even	0-0	0-2
Tech has more 3-point FGs	5-2	33-20
Tech has fewer 3-point FGs	1-7	43-54
3-point FGs are even	1-1	13-9
Tech attempts more FT than opponent	2-2	62-23
Tech attempts fewer FT than opponent	3-8	21-57
Free throw attempts are even	2-0	6-5
Tech outrebounds opponent	6-3	48-23
Opponent outrebounds Tech	1-7	35-62
Rebounds are even	0-0	6-1
Tech has fewer turnovers than opponent	3-6	45-29
Tech has more turnovers than opponent	4-4	41-48
Turnovers are even	0-0	4-6
Tech has more assists than turnovers	4-2	58-25
Committing more fouls	4-8	23-54
Committing fewer fouls	3-2	59-23
Fouls are even	0-0	7-8
4/more Jackets score in double figures	2-0	42-17
A Jacket scores 20 or more	5-8	56-46
A Jacket scores 30 or more	2-1	6-4
Scoring more bench points	3-6	38-31
Scoring fewer bench points	4-3	49-47
Bench scoring is even	0-1	2-6

Georgia State and contribute 10 rebounds and four blocked shots. Meka started and averaged 20 minutes against Louisville, Duke and Notre Dame, grabbing 17 rebounds and blocking six shots combined. Meka played only 1:33 at Boston College as Tech went with a smaller lineup.

Gigiberia returned from protocols to notch season highs of six points and six rebounds in a career-long 14:06 at Duke, and added four points and four rebounds in 14:01 at North Carolina. He started and played 16:47 with a career-high eight points against Wake Forest as Howard returned to the court to play 16:25.

The trio has combined to average 6.0 points, 7.2 rebounds and 1.6 blocks per game.

## Early in Their Development

Of the 12 scholarship players who have seen rotation minutes for Georgia Tech this season, only seniors Michael Devoe, Jordan Usher and Khalid Moore had extensive experience entering this season.

The other nine came into the 2021-22 season having played a total of 123 college games covering 1,598 minutes (13 minutes per game). Seven of those players comprising the Yellow Jackets' freshman and sophomore classes, six of whom are seeing appreciable minutes, have a total of 87 career college games and 1,204 career minutes (13.8 per game) under their belts.

Season	Experience	Mins. Continuity	Bench Mins.
2020-21	#2	#10	#336
2021-22	#167	#149	#172

Source: KenPom.com

## ENTERING 2021-22 SEASON

Player	Games	Minutes	Note
Deebo Coleman	0	0	freshman
Saba Gigiberia	8	33	sophomore
Rodney Howard*	33	317	19 games at GT
Miles Kelly	0	0	freshman
Tristan Maxwell	1	8	soph., inj. in 2020-21
Jordan Meka	1	8	soph., inj. in 2020-21
Jalon Moore	0	0	freshman
Deivon Smith*	33	749	all at Mississippi St.
Kyle Sturdivant*	47	483	26 games at GT

\*transfer

## Program Trends

• **Less experienced** - According to KenPom.com, Tech ranks No. 167 in the nation in experience (average 1.97 years per player) and No. 149 in minutes continuity (52.6 percent), a measure of playing minutes from 2020-21 carrying over to 2021-22. The Jackets were No. 4 (2.54 years) and 10 (75.2), respectively, in those categories last season.

• **Two fouls in the first half?** No problem. Georgia Tech ranks No. 3 in the nation in two-foul participation (64.7 pct.), a measure of percentage of available minutes played by players with two fouls. Tech has ranked No. 4 or higher in this category each of the past four years, and was No. 1 in 2020 and 2021. Tech is far and away the leader among major conference teams - the closest power conference team to the Yellow Jackets is Texas Tech (18th nationally at 47.2 pct.).

• **Bench minutes** - Josh Pastner has expanded his rotation in the early part of the 2021-22 season, but the Jackets still rank No. 172 in minutes played by its reserves (32.4 percent). Tech has utilized nine or more players in most games this season (10 each vs. Georgia State, Louisville, Notre Dame, Wake Forest), and eight regulars are averaging better than 10 minutes per game.

• **Size doesn't matter** - Georgia Tech has gotten taller over last season in terms of average overall height, ranking No. 72 in the nation at 77.7 inches, according to KenPom.com. Tech ranked No. 256 last season (76.3 inches), taller than only

## A Make-or-Miss Game

Georgia Tech's offensive rankings vs. the ACC under Josh Pastner (regular season only)

Year	PPG	FG Pct.	3pt FG Pct.
2021-22	65.9 (12)	.417 (13)	.311 (12)
2020-21	71.8 (6)	.482 (2)	.360 (3)
2019-20	69.9 (9)	.462 (2)	.341 (6)
2018-19	60.7 (15)	.426 (8)	.306 (12)
2017-18	63.6 (14)	.419 (12)	.312 (15)
2016-17	65.1 (14)	.434 (14)	.309 (15)

three power conference teams (Arizona State, Georgia and Penn State), and taller than only seven teams that played in the NCAA Tournament field.

• Tech made great strides in its offensive efficiency under Josh Pastner in his first five seasons, ranking No. 22 nationally last season at 113.7, easily its highest ranking under Pastner. The Jackets managed to exceed one point per possession in 22 of 26 games (Tech reached that benchmark 11 times in all of 2019-20). Tech scored over a point per possession in its final 10 games. The Jackets have done so in six of 17 games this season.

## Be Like Mike

Senior guard Michael Devoe, the highest-rated high school prospect Georgia Tech has recruited under Josh Pastner until last fall, has steadily improved over the course of his career, making a quantum leap from his freshman to sophomore seasons and continuing to improve from there.

• Tech's top returning scorer from an ACC Championship unit, the Orlando, Fla., native has expanded his game and currently carries career bests in scoring average (19.4 ppg), rebound average (5.1 rpg) and assists (2.9 per game), while connecting on 47.8 percent of his shots from the floor, 38.8 percent from three-point range and 76.1 from the foul line.

• The 6-5 senior led the ACC in scoring all season until after his 13-point game at Boston College Jan. 12; he is No. 2 behind Alondes Williams of Wake Forest (20.3 ppg). He also is No. 2 in three-point percentage (38.8), and No. 6 in three-pointers per game (2.38).

• For his career, Devoe has connected on 40.3 percent of his three-point tries, and has hit 39.6 percent in ACC games.

• After beginning the season No. 36 in career points at Tech, the 6-5 guard is now No. 18 on Tech's all-time list with 1,460 points. He is No. 8 in career three-point field goals (191), 17th in assists (311) and 14th in steals (137).

• Left off the three All-ACC teams last season, he came up big for the Jackets in the ACC Tournament, scoring 13 points against Miami and 20 against Florida State in the championship game to earn tournament Outstanding Player honors.

• In the off-season, Devoe worked hard on improving his agility and athleticism so his defense would improve, and he spent a lot of time in the spring and summer working with **Tech track and field coach Nat Page**, who has coached several Olympians in sprints, hurdles and jumps.

## Call Me Ush

One of the most versatile players in the Atlantic Coast Conference, Jordan Usher was the unsung hero of Georgia Tech's run to the ACC title last season with his ability to contribute as a scorer, facilitator, rebounder, defender and leader.

• Taking advantage of his extra year of eligibility because of COVID-19, the Canton, Ga., native is off to the best start of his career by averaging 15.1 points, 7.1 rebounds and 2.3 assists per game, all career-best averages. He ranks 10th in the ACC in rebound average and is in the top 20 in scoring.

• The 6-7 guard/forward has averaged 16.6 points and 7.0 rebounds over Tech's last nine games, including a career-best 30-point effort against Georgia State, his first ACC double-

# TECH NOTEBOOK

## Tech Highs and Lows Under Josh Pastner

<b>Longest winning streak:</b> 8 games (2020-21)
<b>Longest ACC winning streak:</b> 8 games (2020-21)
<b>Longest ACC home winning streak:</b> 11 games (last 6 home games of 2019-20, first 5 of 2020-21, program record)
<b>Longest losing streak:</b> 7 games (2017-18, 2018-19)
<b>Longest ACC losing streak:</b> 7 games (2017-18, 2018-19)
<b>Most points scored in a game:</b> 120 vs. Georgia State (4ot), 11/25/2020
<b>Most points scored in a game (regulation):</b> 97 vs. Delaware State, 12/20/2020
<b>Most points scored - ACC opponent:</b> 96 at North Carolina, 1/4/2020
<b>Fewest points scored in a game:</b> 42 vs. Clemson, 2/6/2019
<b>Fewest points scored - ACC opponent:</b> 42 vs. Clemson, 2/6/2019
<b>Most points allowed in a game:</b> 123 vs. Georgia State (4ot), 11/25/2020
<b>Most points allowed in a game (regulation):</b> 110 at Duke, 1/4/2017
<b>Most points allowed - ACC opponent:</b> 110 at Duke, 1/4/2017
<b>Fewest points allowed in a game:</b> 40 vs. Florida A&M, 12/9/2018
<b>Fewest points allowed - ACC opponent:</b> 51 vs. Syracuse, 1/31/2018
<b>Largest margin of victory:</b> 38 vs. Tusculum (96-58), 2/7/2017
<b>Largest margin of victory - ACC opponent:</b> 27 at Miami (87-60), 2/20/2021
<b>Largest margin of victory - road game:</b> 27 at Miami (87-60), 2/20/2021
<b>Largest margin of victory - ACC road game:</b> 27 at Miami (87-60), 2/20/2021 (program record)
<b>Largest losing margin:</b> 53 (110-57) at Duke, 1/4/2017
<b>Largest losing margin at home:</b> 34 (97-63) vs. Syracuse, 12/18/2019
<b>Largest losing margin - ACC opponent:</b> 53 at Duke, 1/4/2017
<b>Most points allowed in a win:</b> 83 at North Carolina (96-83), 1/4/2020
<b>Most points scored in a loss:</b> 120 vs. Georgia State (4 ot), 11/25/2020
<b>Most points scored in a loss (regulation):</b> 81 vs. Wright State, 12/22/2017
<b>Fewest points scored in a win:</b> 52 vs. Northwestern (52-51), 11/28/2017
<b>Fewest points allowed in a loss:</b> 52 vs. Virginia Tech (52-49), 1/9/2019
<b>Largest deficit overcome to win a game:</b> 17 vs. Notre Dame (1stH-6:47), 2/6/2021
<b>Largest 2nd-half deficit overcome to win a game:</b> 10 vs. Georgia Southern (19:42), 11/26/2021
<b>Largest deficit overcome to win a road game:</b> 15 (4:01-1st) at NC State, 11/5/2019
<b>Largest lead given up in a loss:</b> 16 (15:06-2nd half) vs. St. John's, 12/1/2018
<b>Largest 2nd-half lead given up in a loss:</b> 16 (15:06-2nd half) vs. St. John's, 12/1/2018
<b>Highest FG pct.:</b> 60.7 (34-56) at Georgia, 11/19/2021
<b>Highest FG pct. - ACC opponent:</b> 59.5 (25-42) at Syracuse, 1/12/2019
<b>Lowest FG pct.:</b> 27.1 (16-59) vs. Florida State, 2/16/2019
<b>Lowest FG pct. - ACC opponent:</b> 27.1 (16-59) vs. Florida State, 2/16/2019
<b>Highest 3-pt pct.:</b> 62.5 (10-16) at NC State, 1/15/2017
<b>Highest 3-pt pct. - ACC opponent:</b> 62.5 (10-16) at NC State, 1/15/2017
<b>Most 3-pt FG:</b> 16 vs. Clemson, 1/20/2021
<b>Most 3-pt FG - ACC opponent:</b> 16 vs. Clemson, 1/20/2021
<b>Lowest 3-pt pct.:</b> 10.0 (1-10) vs. Miami, 1/3/18, (1-10) vs. Louisville, 1/19/2019
<b>Lowest 3-pt pct. - ACC opponent:</b> 10.0 (1-10) vs. Miami, 1/3/2018, (1-10) vs. Louisville, 1/19/2019
<b>Highest FG pct. allowed:</b> 59.3 (32-54) at Florida State, 1/24/2018; (32-54) Notre Dame, 2/6/2021
<b>Highest FG pct. allowed - ACC opponent:</b> 59.3 (32-54) at Florida State, 1/24/2018; (32-54) Notre Dame, 2/6/2021
<b>Lowest FG pct. allowed:</b> 21.6 (16-74) vs. Elon, 11/11/2019
<b>Lowest FG pct. allowed - ACC opponent:</b> 28.2 (20-71) vs. Florida State, 1/25/2017
<b>Highest 3-pt pct. allowed:</b> 60.0 (12-20) at Louisville, 2/8/2018
<b>Highest 3-pt pct. allowed - ACC opponent:</b> 60.0 (12-20) at Louisville, 2/8/2018
<b>Lowest 3-pt pct. allowed:</b> 6.7 (1-15) at Hawaii, 11/25/2019
<b>Lowest 3-pt pct. allowed - ACC opponent:</b> 9.5 (2-21) vs. Duke, 1/26/2019
<b>Highest FT pct.:</b> 95.2 (20-21) vs. Coppin State, 12/27/2017
<b>Highest FT pct. - ACC opponent:</b> 91.3 (21-23) vs. Pittsburgh, 2/14/2021
<b>Lowest FT pct.:</b> 28.6 (2-7) vs. Notre Dame, 3/12/2019
<b>Most free throws made:</b> 41 vs. Georgia State, 11/25/2020
<b>Most free throws attempted:</b> 59 vs. Georgia State, 11/25/2020 (program record)
<b>Fewest free throws made:</b> 2 at Miami, 2/15/17; at Duke, 1/26/2019; vs. Notre Dame, 3/12/2019; at Kentucky, 12/14/2019
<b>Most assists:</b> 29 vs. Kennesaw State, 12/28/2018
<b>Fewest assists:</b> 5 at Georgia, 12/19/17, at Tennessee, 11/13/2018, at Florida State, 2/2/2019, vs. Boise State, 12/22/2019; vs. USC, 12/18/2021
<b>Most turnovers:</b> 24 vs. Arkansas, 11/25/2019; Ball State, 12/18/2019; LSU, 12/11/2021
<b>Fewest turnovers:</b> 5 at Notre Dame, 2/1/2020
<b>Most blocked shots:</b> 16 vs. Southern, 11/14/2016 (Tech record)
<b>Most steals:</b> 15 vs. North Carolina, 12/31/2016; at Syracuse, 1/13/2019; vs. Kentucky, 12/6/2020; vs. Florida State, 3/13/2021

double with 16 points and 14 rebounds against Notre Dame and a 22-point effort at North Carolina.

- He has averaged 14.4 points in ACC games and leads the Jackets with 6.3 rebounds and 2.7 assists per game.

- Usher averaged 11.6 points per game last season, fourth on a team which included high scorers Moses Wright, Jose Alvarado and Michael Devoe. He shot 50 percent from the floor and was the Jackets' fourth-leading rebounder at 4.2 per game while averaging just under 30 minutes. He made the ACC all-tournament team after scoring 15 points each against Miami and Florida State.

- Usher has scored in double digits in 20 of Tech's last 23 games, including the final six of the 2020-21 season.

- Having started every game since he became a Jacket, Usher continues to demonstrate his versatility by ranking No. 2 on the team in both assists and steals this season.

- Usher surpassed the 1,000-career-point milestone Jan. 15 at North Carolina. He has scored 747 of his 1,021 points in a Tech uniform.

## Burning at Both Ends

Georgia Tech has lived and succeeded by playing excellent defense during its five-plus years under Josh Pastner, but has steadily become one of the better offensive teams in the ACC as well.

The Yellow Jackets currently rank No. 204 in offensive efficiency according to KenPom.com (101.5 points per 100 possessions), while ranking No. 203 in effective field goal percentage (49.3) and 107th in three-point percentage (34.8).

Tech finished 2020-21 with its highest offensive efficiency rating (113.7) and national ranking (22) under Pastner, and ranked No. 35 in effective field goal percentage (54.1) and No. 36 in lowest turnover percentage (16.1). The Jackets accomplished this relying more on the three-point shot than in any year before (36.4 percent of their FGA were threes compared to 29.6 percent the year before).

Tech scored more than a point per possession in its final 10 games and 22 times altogether in 2020-21, and have done so in six of 16 games this season.

## 3-POINT RELIANCE UNDER PASTNER

*Percentage of 3PA/FGA according to KenPom.com and percentage of points scored from 3-point FG*

Year	3PA/FGA	Rank	%Points	Rank
2021-22	32.5	298	29.2	233
2020-21	36.4	202	29.6	205
2019-20	29.6	324	22.5	336
2018-19	33.4	303	25.3	326
2017-18	27.7	335	22.3	336
2016-17	24.6	349	20.1	345

## Wire-to-Wire

Though he has expanded his bench to reflect the growing level of talent within the program, head coach Josh Pastner remains committed to a tight playing rotation when conference play rolls around, reminiscent of the way Bobby Cremins coached the Yellow Jackets over his 19 seasons.

Tech ranks No. 172 nationally in bench minutes (32.4 pct.), according to KenPom.com, up from last season reflecting a small expansion in the Jackets' rotation, consistently playing 8-to-9 players, with eight rotation players averaging more than 10 minutes per game.

Also, Tech's bench has contributed more points than that of its opponent in eight of 16 games this season. The Jackets accomplished that just six times in 26 games last season.

Tech still has ironmen on its roster, however. Michael Devoe (35.09 minutes per game) and Jordan Usher (32.65) both rank among the ACC's top 20 this season. Usher ranks No. 247 nationally in usage, while Devoe is only No. 217 because he missed one game with the flu.

Tech finished last season ranked No. 336 in percentage

## Offense/Defense Under Pastner

*Source: KenPom.com (Nat'l rank in parentheses)*

Year	Tempo	Off. Eff.	Def. Eff.
2021-22	68.5 (155)	101.5 (204)	99.1 (97)
2020-21	67.3 (223)	113.7 (22)	96.2 (68)
2019-20	70.0 (88)	103.0 (171)	91.8 (16)
2018-19	66.8 (225)	101.7 (228)	96.5 (43)
2017-18	66.1 (227)	103.6 (197)	98.7 (61)
2016-17	68.2 (179)	100.0 (259)	91.0 (6)

of minutes played by reserves (20.1), while Jose Alvarado, Moses Wright and Michael Devoe all ranked among the ACC's top 10 in average minutes per game.

Tech's highest ranking in bench minutes under Josh Pastner came in 2017-18, when the Jackets ranked No. 89 at 33.5 percent. They have not ranked higher than No. 210 in any other year under Pastner.

Three Tech starters ranked among the top 10 players in the ACC in average minutes played in ACC games - Jose Alvarado (No. 2), Moses Wright (No. 6), Michael Devoe (No. 9) - the only team with three players among the top 15.

## BENCH MINUTES UNDER PASTNER

Year	Pct.	Nat'l Rank	Natl Avg.
2021-22	32.4	172	31.6
2020-21	20.1	336	31.0
2019-20	26.5	267	30.3
2018-19	33.5	89	30.3
2017-18	30.1	210	31.5
2016-17	24.6	323	31.9

## Build the Wall

Due to its ability to play creative versions of both zone and man-to-man to keep opponents off-balance, Georgia Tech has been able to rely on its mixture of defenses to win games over Josh Pastner's first five seasons.

Tech is No. 97 currently in adjusted defensive efficiency, according to KenPom.com, at 99.1 points per 100 possessions, after ranking No. 68 last season (96.2). Twelve of the Jackets last 24 opponents have been held to under a point per possession dating back to last season.

The major difference between this year's unit and the previous five Tech teams is playing a small lineup the majority of the time and the absence of a rim-protector and shot blocker like the ones on the list below.

## ACC ALL-DEFENSIVE TEAM PLAYERS UNDER PASTNER

2017	Ben Lammers, C (Defensive Player of the Year)
2018	Ben Lammers, C
2019	James Banks III, C
2020	James Banks III, C
2021	Jose Alvarado, G; Moses Wright, C (Defensive POY)

## Assisted Living

Georgia Tech coach Josh Pastner preached and prodded his Yellow Jackets on ball and player movement and hard cutting from the first time he got his team on the practice court. His primary measuring stick on how well the Jackets perform offensively is their ratio of assists to made field goals.

Tech has consistently been above the national average and maintained a high rate in ACC games, though it is not currently above the national average. The Jackets finished the 2020-21 season No. 53 nationally at 57.1 percent and held the second-highest mark in ACC games only (58.8 pct.). They are currently No. 202 at 50.2 percent, 14th in the ACC at 47.7 percent in conference games.

**Tech's top assists-to-made field goals ratios:** 1987-88 - 68.3; 1988-89 - 65.9; 1986-87 - 65.8; 1992-93 -

# TECH NOTEBOOK

## The Last Time a Jacket...

### Scored 30 or more points:

Jordan Usher, 30 vs. Georgia State, 12/21/2021

### Led Tech in scoring off the bench:

Tristan Maxwell, 22 at Boston College, 1/12/2022

### Grabbed 15 or more rebounds:

Moses Wright, 16 vs. Syracuse, 2/27/2021

### Had 10 or more assists:

Josh Heath, 10 vs. NC State, 1/15/2017

### Had a double-double:

Jordan Usher (16 pts/14 reb) vs. Notre Dame, 1/8/2022

### Played 40 minutes in regulation:

Michael Devoe vs. Wisconsin, 12/1/2021

### Played every minute of an overtime game:

Jose Alvarado (45 minutes/1 OT) vs. Duke, 3/2/2021

### Played every minute of a multiple-OT game:

Matt Harpring (50 minutes/2 OT) vs. North Carolina, 2/9/1998

## The Last Time the Jackets...

### Scored 100 or more points:

vs. Georgia State (120-123) on 11/25/2020

### Scored 100 or more points in regulation:

vs. Green Bay (107-77) on 11/19/2015

### Scored 100 or more points in consecutive games:

vs. Jackson State (100-70) on 11/13/2006, Georgia State (103-74) on 11/16/2006

### Scored 100 or more points twice in one season:

vs. Cornell (116-81), 11/13/2015, Green Bay (107-77) on 11/19/2015

### Allowed 100 or more points:

vs. Georgia State (120-123) on 11/25/2020

### Allowed 100 or more points in regulation:

vs. Duke (110-57) on 1/4/2017

### Shot 60 percent or better:

.607 (34-56) at Georgia, 11/19/2021

### Failed to make a three-point basket:

0-for-12 vs. Virginia, 1/22/2015

### Did not allow a three-point basket:

0-for-11 vs. Pittsburgh, 3/5/2016

### Failed to make a free throw:

0-for-6 vs. Duke, 1/7/2014

### Grabbed 50 or more rebounds:

70 vs. Georgia State, 11/25/2020

### Multiple players had a double-double:

Jose Alvarado (29 pts/10 reb), Michael Devoe (24/13), Jordan Usher (15/10) and Moses Wright (31/19) vs. Georgia State, 11/25/2020

### Multiple players had 10 or more rebounds:

Jose Alvarado (10), Michael Devoe (13), Jordan Usher (10) and Moses Wright (19) vs. Georgia State, 11/25/2020

### Had 25 or more assists:

26 vs. Syracuse, 2/27/2021

### Blocked 10 or more shots:

10 vs. Pittsburgh, 3/4/2020

### Had 15 or more steals:

15 vs. Kentucky, 12/6/2020

### Had fewer than 10 turnovers:

9 at Duke, 1/4/2022

### Had five or more players in double-figures in points:

Moses Wright (21), Bubba Parham (17), Kyle Sturdivant (15), Jordan Usher (12), Jose Alvarado (10) vs. Kentucky, 12/6/2020

### Had three or more players score 20 points:

Michael Devoe (22), Jordan Usher (21) and Moses Wright (21) vs. Clemson, 1/20/2021

### Had no player score 10+ points:

Virginia (57-28 loss), 1/22/2015

### Allowed no player to score 10+ points:

Hawaii (73-40 win), 12/25/2019

### Had no player play 30 minutes:

at Miami (87-60 win), 2/20/2021

### Won by 30 or more points:

Kennesaw State (87-57), 1/28/2018

### Won by 40 or more points:

Kentucky State (98-50), 1/30/2010

### Won by 50 or more points:

Winston-Salem State (97-46), 1/3/2007

### Lost by 30 or more points:

Syracuse (97-63), 12/7/2019

### Played an overtime game:

Notre Dame (lost 72-68), 12/21/2021

### Defeated a Top 10 team:

#5/5 Louisville (64-58), 2/12/2020

### Defeated a Top 25 team:

#15/13 Florida State (80-75), 3/13/2021

### Defeated a Top 10 team on the road:

#7/7 Syracuse (67-62), 3/4/2014

### Defeated a Top 25 team on the road:

#16/15 Virginia Tech (69-53), 2/23/2015

### Had a game postponed (subsequently rescheduled and played):

Pittsburgh, 1/13/2021 (COVID), played on 2/14/2021

### Had a game cancelled:

Virginia in ACC Tournament, 3/12/2021 (COVID)

65.0; 1985-86 – 64.8; 2000-01 – 62.9; 1999-00 – 62.9; 2016-17 – 62.6.

## ASSISTS TO MADE FG UNDER PASTNER

Year	A/FGM	Nat'l Rank	Natl Avg.	Vs. ACC
2021-22	50.2	202	51.2	47.7
2020-21	57.1	53	51.8	58.8
2019-20	53.3	139	51.5	58.0
2018-19	57.4	46	51.9	56.4
2017-18	54.3	119	52.3	53.9
2016-17	62.4	13	52.4	63.2

## Pre-Season Storylines

• **107th season** - Georgia Tech is playing its 107th season of basketball in 2021-22 and began the season with an all-time on-court record of 1,410-1,267 (22 wins and one loss from the 2016-17 and 2017-18 seasons were vacated by the NCAA Committee on Infractions).

• **Tech in ACC play** - This is Tech's 43rd season as a member of the Atlantic Coast Conference, having won the conference championship in 1985, 1990, 1993 and 2021. Prior to that, Tech competed in the Metro Conference for three seasons from 1975-78, was an independent from 1964-75, and was a member of the Southeastern Conference for 32 years from 1932-64, winning one title in 1938.

• **67** - Total years of full-time experience on Division I staffs for Tech's coaching staff.

• This is Georgia Tech's sixth season under head coach Josh Pastner, who has built the Tech program based on a "get old and stay old" philosophy, elevating the talent level incrementally through ever-improving high school recruiting and attracting transfers who went to high school in the Atlanta area.

• Georgia Tech was projected by the ACC's official media panel to finish 10th in the conference regular season. Since the ACC expanded in 2005, Miami is the only defending ACC Champion to be projected lower than 10th the next season (12th prior to 2013-14 season). In the last three seasons, the Jackets have surpassed expectations, having been picked to finish 13th, 12th and ninth, respectively, before eventually finishing 10th, fifth and fourth in the regular season. No team that went on to win the ACC championship had ever been projected to finish as low as ninth before last season.

• Tech is coming off the team's first Atlantic Coast Conference championship in 28 years, and the fourth in program history.

• Tech is coming off the team's first NCAA Tournament appearance in 11 years, and 17th in program history.

• Tech has won 17 games overall each of the last two seasons, and has won 22 ACC regular-season games (11 each season), the most in back-to-back seasons in the team's ACC history.

• Tech has finished in fourth place (2021) and fifth place (2020) in the regular season ACC race the last two seasons, the program's best back-to-back finishes since 2004 and 2005.

• Four players with significant career experience as starters return from the ACC Championship team, led by ACC Tournament MVP Michael Devoe, who has been named honorable mention All-ACC each of the last two years, and is the Yellow Jackets' top all-conference candidate for 2021-22. He averaged 15.0 points per game and was one of the league's top three-point shooters at 40 percent for the season.

• Two seniors form the ACC Championship squad – Jordan Usher and Bubba Parham – return to take advantage of their available "COVID year." Usher, who began his college career at USC, has started every game for Tech since becoming eligible in midseason 2019-20, and last year was Tech's fourth-leading scorer (11.6 ppg) and third-leading rebounder (4.2 rpg), and made the ACC All-Tournament team. Parham has started 20 of 56 games in two seasons at Tech after transferring from VMI, averaging 5.8 points per game.

• Devoe and Parham are both career 1,000-point scorers, with Jordan Usher getting close.

• Devoe, Usher, Parham and senior forward Khalid Moore began the season with a combined 247 career collegiate starts.

• All three freshmen in this year's recruiting class were rated among the nation's top 150 prospects, and the class, which includes transfer guard Deivon Smith from Mississippi State, is ranked 28th in the nation, the highest-ranked class for Tech since 2012.

• Tech's center has made the ACC's All-Defensive Team five straight years - Ben Lammers (2017, 2018), James Banks III (2019, 2020), both of whom led the conference in blocked shots, and Moses Wright (2021). In 2020-21, Tech had two representatives on the All-Defensive Team - Jose Alvarado, who was also named ACC Defensive Player of the Year, joined Wright.

• In addition to its 20-game ACC schedule, Tech faces a strong non-conference slate that includes Power 5 conference opponents Georgia, Wisconsin, LSU and Southern California. Duke, Florida State, North Carolina and Virginia all were in the pre-season Associated Press top 25, while Virginia Tech, Syracuse, USC and LSU.

• Tech entered the season having won 14 of its last 15 ACC games at McCamish Pavilion, including a school-record 11-game winning streak that was stopped by Virginia on Feb. 10 of last season.

## Tech Inks Strong Recruiting Class

Georgia Tech signed its highest-rated class in nine years when four-star guards **Dallan "Deebo" Coleman** and **Miles Kelly**, as well as three-star forward **Jalon Moore**, put their names on letters-of-intent to join the Yellow Jackets.

The three-player class was rated as high as 15th-best in the nation and third-best in the Atlantic Coast Conference

## Tech All-Time vs. the ACC

Opponent	Overall	in ACC	Tourney	In McCamish Pavilion	In Opponent Current Venue	Current Streak
Boston College	17-12	13-11	1-3	2-1	5-6	Won 3
Clemson	66-74	38-51	4-1	5-4	9-40	Lost 1
Duke	24-76	20-64	3-7	1-4	5-38	Lost 1
Florida State	30-44	21-30	1-2	2-3	9-17	Won 2
Louisville	14-24	1-9	--	1-4	0-4	Lost 2
Miami	12-14	10-13	1-1	2-3	4-6	Won 3
North Carolina	27-71	25-57	5-4	1-5	5-26	Lost 2
NC State	43-57	35-43	3-3	2-3	6-11	Won 4
Notre Dame	12-13	6-11	0-1	6-3	1-8	Lost 1
Pittsburgh	10-5	5-5	0-1	4-1	1-3	Won 2
Syracuse	6-7	5-5	--	3-2	2-4	Won 1
Virginia	40-45	38-44	5-5	2-4	1-9	Lost 8
Virginia Tech	8-20	6-16	1-3	2-4	2-10	Won 2
Wake Forest	46-41	45-39	0-4	6-1	10-20	Lost 1

# TECH NOTEBOOK

## Tech in the NBA / G League

Player (years at Tech)	Team
Jose Alvarado (2017-21)	N.O. Pelicans/Birmingham Squadron
James Banks III (2018-20)	Birmingham Squadron
Derrick Favors (2009-10)	Oklahoma City Thunder
Kamreion Holsey (2011-14)	Agua Caliente Clippers
Marcus Georges-Hunt (2012-16)	College Park Skyhawks
Josh Okogie (2016-18)	Minnesota Timberwolves
Moses Wright (2017-18)	Los Angeles/Agua Caliente Clippers
Thaddeus Young (2006-07)	San Antonio Spurs

## Tech Alumni Elsewhere

Player (years at Tech)	Current/Most Recent Team
Tony Akins (1998-2002)	SK Knights (South Korea)
Brandon Alston (2017-19)	Kauhajoki (Finland)
Alade Aminu (2005-09)	Atleticos de San German (Puerto Rico)
Will Bynum (2004-06)	Bivouac/Big 3 (USA)
Demarco Cox (2014-15)	Quimper (France)
Mouhammad Faye (2006-08)	Promithias (Greece)
Marcus Georges-Hunt (2012-16)	Sichuan (China)
Dion Glover (1997-99)	Bivouac/Big 3 (USA)
Trae Golden (2013-14)	Bahcesehir Koleji Istanbul (Turkey)
Abdoulaye Gueye (2014-19)	Konyaspor (Turkey)
Josh Heath (2014-17)	Leuven Bears (Belgium)
Evan Jester (2018-20)	Team Miami (Eurobasket S League)
Tadic Jackson (2014-18)	Senjuri (Slovenia)
Ben Lammers (2014-18)	ALBA Berlin (Germany)
Gani Lawal (2007-10)	Champagne Châlons-Reims (France)
Anthony McHenry (2001-05)	Shinshu BW (Japan)
Daniel Miller (2009-14)	Levanga Hokkaido Sapporo (Japan)
Charles Mitchell (2014-16)	Dorados de Chihuahua (Mexico)
Anthony Morrow (2004-08)	Bivouac/Big3 (USA)
Zachery Peacock (2006-10)	FOS Provence (France)
Shembari Phillips (2018-20)	Baskets Koblenz (Germany)
Glen Rice, Jr. (2009-12)	Real Esteli (Nicaragua)
Robert Sampson (2013-15)	Yamaguchi (Japan)
Avi Schafer (2017-19)	Mikawa Sea Horses (Japan)
Adam Smith (2015-16)	Merkezefendi Belediyesi Denizli (Turkey)
Jeremis Smith (2004-08)	Bigua (Uruguay)
James White (2015-16)	Mauricio Baez (Dominican Republic)

## Former Tech Players in Coaching

Player (years at Tech)	Current Position
Kenny Anderson (1989-91)	Fisk University HC
Ty Anderson (2006-09)	Jacksonville State AC
Rod Balandis (1990-94)	Howard AC
Anthony Byrd (1981-84)	Knightdale (N.C.) HS HC
Shaun Fein (1999-2001)	L.A. Clippers AC
Dion Glover (1997-98)	Grand Rapids (G League) AC
Jarrett Jack (2002-05)	Phoenix Suns AC
Winston Neal (1999-01)	Columbia State (Tenn.) HC
Fred Vinson (1992-94)	New Orleans Pelicans AC
Mfon Udofia (2009-13)	College Park (G League) AC

## Former Tech Coaches in Coaching

Coach (years at Tech)	Current Position
Amir Abdur-Rahim (2011-12)	Kennesaw State HC
Sherman Dillard (1988-94)	Iowa AC
Chad Dollar (2011-16)	Cincinnati AC
Bruce Evans (2012-16)	North Florida AC
Brian Gregory (2011-16)	South Florida HC
Tavaras Hardy (2016-18)	Loyola-Maryland HC
Paul Hewitt (2000-11)	Agua Caliente (G League) HC
Chris Kreider (2007-09)	Georgia State HC
Daryl LaBarrie (2010-11, 2016-18)	Agua Caliente (G League) AC
Robert McCullum (2010-11)	Florida A&M HC
Mamadou N'Diaye (2014-16)	Central Florida AC
Billy Schmidt (2011-14)	Chicago Bulls AC
Cliff Warren (2000-05)	Georgia State AC
Charlton Young (2005-09)	Florida State AC

*+other staff*

according to the 247Sports composite team rankings (was 28th at the end of the summer).

Coleman, a 6-6 guard from Memphis, Tenn., who played his high school ball in Callahan, Fla., at No. 53 nationally, is the highest-rated player to sign with Tech during the tenure of head coach Josh Pastner. Kelly, a 6-4 guard from Lilburn, Ga., was No. 87 according to 247Sports. Moore, a 6-6 forward from Gardendale, Ala., was No. 120.

Coleman and Kelly were both among the nominees for the 2021 McDonald's All-American Game.

It was the first time since 2012 that Georgia Tech had signed as many as three players ranked among the nation's top 150 in the 247Sports ranking. Tech's 2012 recruiting class included four-star forwards **Marcus Georges-Hunt** and **Robert Carter, Jr.**, and was rated the nation's 10th-best. The Jackets had the nation's 11th-ranked class in 2009, a six-player group highlighted by forward **Derrick Favors**, the nation's top-ranked prospect, and guard **Mfon Udofia**.

## Transfer Smith Fortifies Backcourt

Deivon Smith, a former four-star point guard from Grayson, Ga., who played his freshman year at Mississippi State, transferred to Georgia Tech over the summer and joined the Yellow Jackets for the 2021-22 season.

Smith started eight games last season, averaging 5.2 points, 3.6 rebounds and 2.9 assists across 33 games for the Bulldogs, who went 18-15 overall and reached the championship game of the NIT. The 6-1 Loganville, Ga., native compiled a 97/56 assist/turnover ratio, shot 33.9 percent from the floor, 27.9 percent from three-point range and 61.5 percent from the foul line. He was better in SEC games, averaging 5.6 points, 3.6 rebounds and 3.0 assists in helping MSU go 8-10 in conference. Smith scored double figures in five games, with a high of 17 with three rebounds and three assists in the NIT championship game loss to Memphis.

Smith attended Grayson (Ga.) High School, where he was named the 2020 Gwinnett Prep Sports Player of the Year, averaging 17.6 points, 8.3 assists, 8.1 rebounds and 3.5 steals per game as a senior. He was ranked as high as No. 63 in the nation by 247Sports. He led Grayson to a 25-4 record in 2017-18, won the Region 8-AAAAAAA championship and went to the state final four.

## First ACC Championship in 28 Years, First in NCAA Tournament in 11

Ending an 11-year hiatus from the NCAA Tournament, Georgia Tech participated in March Madness for the first time since 2010, losing its first-round game, 71-60, to Loyola Chicago at Hinkle Fieldhouse in Indianapolis, Ind. The Yellow Jackets were a No. 9 seed in the field as an automatic qualifier after winning the Atlantic Coast Conference championship, the first conference title for the team since 1993.

The Yellow Jackets entered the NCAA Tournament having won eight straight games following a Feb. 12 loss at Clemson, including victories over Miami and Florida State to win the ACC Tournament. Tech also earned its highest ACC regular season finish (fourth) since the 2004 national runner-up team also finished fourth, and had a NCAA NET ranking of No. 34 (Jackets NET was 41 following NCAA Tournament). Tech's surge began with a 71-65 home win over Pitt on Feb. 14 and included three road victories over Miami, No. 16 Virginia Tech and Wake Forest.

But Tech was unable to get past the No. 8-seeded Ramblers after losing ACC Player of the Year Moses Wright under COVID-19 protocols, and its remarkable season ended with a 17-9 record.

## 2020-21 Season Highlights

- Georgia Tech's 34 wins over the past two seasons are the most for the program over two seasons since 2009-10 and 2010-11 (36). Tech's 17-9 record in 2020-21 marked its highest winning percentage for a season since the 2004 Final

Four team (28-10).

- Big wins for the Jackets** - Loyola, the 17th-ranked team in the Associated Press poll, was the 10th AP top-25 team the Yellow Jackets played during the 2020-21 season. Tech defeated five AP top 25 teams this season, most recently No. 15 Florida State in the ACC Tournament, more than any other team in the ACC. The Jackets also defeated No. 20 Kentucky (Dec. 6), No. 20 Clemson (Jan. 20), No. 16 Florida State (Jan. 30) and No. 16 Virginia Tech.

- Trifecta** - For the first time in its history, Georgia Tech defeated Kentucky, North Carolina and Duke in the same season.

- Fourth ACC title for Tech** - Georgia Tech claimed its fourth ACC Tournament championship and its first since 1993. The Yellow Jackets are 4-4 all-time in tournament title games.

- Streaking** - Tech's eight-game winning streak was the longest since the Yellow Jackets opened the 2003-04 season 12-0. But Tech had not won as many straight games so late in the season since the Jackets won nine in a row in 1996, seven to finish the regular season and their quarterfinal and semifinal games in the tournament. Tech lost in the finals to Wake Forest.

- Plus-side** - Tech has a winning streak or has won the last meeting against 11 of its 14 ACC foes. Virginia is the only team the Jackets have a current losing streak against (eight in a row), and is the only team that the Yellow Jackets haven't beaten under head coach Josh Pastner.

- Long time coming** - With an 11-6 ACC record to follow its 11-9 finish in 2019-20, Georgia Tech collected its most ACC victories (22) in back-to-back years in its 42-year history in the conference. The Yellow Jackets went 8-8 in 1994-95 and 13-3 in 1995-96 (21 wins).

- High cotton** - Tech's fourth-place finish in the ACC regular season was its highest since its NCAA Tournament runner-up team tied for third in 2004. Coupled with its fifth-place finish in 2019-20, the Yellow Jackets posted their highest back-to-back finishes since 2004 (T-3) and 2005 (4th).

- Double bye-bye** - Tech opened the ACC Tournament beyond the event's first day since 2005, and Tech earned the coveted double-bye for the first time since the ACC expanded to 15 teams.

- Back-to-back** - Tech achieved 10-plus ACC wins in back-to-back years for the first time in program history. Tech also posted winning ACC records in back-to-back seasons since 1989 and 1990 (both 8-6). Also, Tech reached five games over .500 in the ACC for the first time since March 3, 1996.

- Home sweet home** - Tech finished the 2020-21 campaign with an 8-1 record at home in ACC games, and has won 14 of its last 15 conference games at McCamish Pavilion.

- Snack runs** - After dropping its first five ACC road games in 2020-21, Tech won its last three by an average of 18.3 points against Miami (87-60), No. 16 Virginia Tech (69-53) and Wake Forest (75-63). It was the first time since the 2007-08 season that the Yellow Jackets have won three straight ACC road games.

- Rise above** - The Yellow Jackets once again outperformed pre-season projections in 2020-21, finishing fourth in the ACC after being projected to finish ninth. Last season, Tech finished in fifth place after being picked to finish 12th in the official poll of ACC media. Same thing in 2018-19, when Tech finished 10th in the ACC after being projected to finish no higher than 13th in the preseason. Tech also outperformed projections in 2016-17, finishing 11th after being picked to finish 14th in Josh Pastner's first season.

- Nothing but NET** - Georgia Tech went 9-7 against quad 1 and 2 teams and finished the season No. 41 in the NCAA's NET rankings, and No. 37 in the KenPom.com rankings. Tech's eight-game winning streak elevated the Yellow Jackets as high as No. 34 in the NET and No. 32 in KenPom), which were Tech's highest positions in both rankings during head coach Josh Pastner's tenure.

- Tech's ACC schedule among strongest** - Georgia Tech went 11-6 against an ACC schedule ranked No. 3 in

# TECH NOTEBOOK

## Media Guidelines

The Yellow Jackets' student-athletes and coaches are generally available to the media prior to practices once prior to each game during the season. The practice schedule varies once the season begins, and media sessions will be scheduled and announced weekly. All non-game day media availabilities will be conducted in person.

**Georgia Tech's practices are closed to the public and the media.**

Interview requests with student-athletes that need to be conducted at other times must be made through Mike Stamus in the communications office at least 24 hours in advance. These interviews will be scheduled around the student-athletes' availability and class schedule.

Media are asked not to contact student-athletes directly either by phone, text, social media or e-mail; they are instructed to refer media to the communications office. Every effort will be made to make players available when requested. Players are not available on game days until after the game.

## Interviewing Coach Pastner

Media wishing to speak with Coach Pastner at times other than scheduled media availabilities must notify Mike Stamus in the communications office in advance to make or confirm arrangements. He also is available each Monday on the ACC Teleconference beginning January 3.

## Post-Game Protocol

Post-game press conferences for home games will be held in person in the Shah Media Room across from the press box on the upper concourse of McCamish Pavilion.

Georgia Tech head coach and selected players will appear in the room following a cooling off period. The visiting team's head coach will also appear if that institution chooses to. If not, the visiting team coach will conduct his press conference virtually, and links will be provided to the media.

## Josh Pastner Radio Show

Head coach Josh Pastner's weekly radio show airs each Monday from 7-8 p.m. on "680 the Fan" and 93.7 FM, beginning in December.

## ACC Coaches Weekly Teleconference

The 15 ACC head basketball coaches will be featured on nine Monday teleconferences during the 2019-20 season, beginning on January 3, and continuing through March 1. Each coach will have 10 minutes to make an opening statement and answer questions. There will be an instant replay of each teleconference on the Conference's internet site TheACC.com each Monday afternoon.

Coaches whose teams play on Monday in January and February are not required to participate in that day's call. Coaches who do not have a Monday game - Georgia Tech is one - will be on every Monday at the same time. The teleconference schedule for each Monday will differ for the other head coaches, depending on what teams play that Monday night.

Contact Andy Fledderjohann at the ACC media relations office (afledder@theacc.org) for the call-in number and for questions on the schedule.

strength according to KenPom.com. Its schedule had been rated the strongest prior to playing at Wake Forest to finish the season.

- **Tech vs. NCAA teams** - Six ACC teams were the only Tech opponents to make the NCAA field, and the Yellow Jackets went 6-4 against them during the regular season and ACC Tournament. None of Tech's non-conference opponents made the NCAA or NIT fields.

- **Doing it at both ends** - Through the end of the regular season, Georgia Tech ranked No. 6 in the ACC (conference games only) in scoring offense (71.76 ppg) and No. 4 scoring defense (67.29 ppg). Florida State was the only other team to rank sixth or higher in both.

- **On second thought** - After intermission during its eight-game winning streak, the Yellow Jackets shot 55 percent from the floor (126-of-229). Tech shot 50 percent or better the second half of 14 of its 19 ACC games (including the ACC Tournament). In Tech's 13 ACC wins (including the tournament), the Jackets made 55.9 percent (204-365) of their attempts after halftime.

- **MVP** - Michael Devoe just missed making one of the three official All-ACC teams (he was top top vote-getter among the honorable mention players), but he became the fourth Tech player to win the Everett Case Award as the Outstanding Player in the ACC Tournament. The junior guard scored 20 points with three assists and two steals against Florida State in the championship game, and 13 points with seven assists in Tech's quarterfinal win over Miami. Combined, he went 12-of-20 from the floor, 5-of-8 from three-point range.

- **Call me Ush** - Jordan Usher, the fourth Yellow Jacket averaging in double figures in 2020-21, averaged 15.4 points over his last six games (Syracuse, Duke, Wake Forest, Miami, Florida State, Loyola), hitting 38-of-69 shots from the floor (55.1 percent) with 27 rebounds, 17 assists and 13 steals combined in the six games.

- **Ball security** - The Jackets finished the season No. 1 in the ACC and ranked No. 9 nationally in turnover margin (plus-4.58). Tech's margin of plus 4.12 in ACC games also ranked No. 1. Tech led the ACC in turnovers forced (15.73) and was third in fewest turnovers committed (11.15).

## Jackets Receive Top ACC Honors

**Moses Wright was named Atlantic Coast Conference Player of the Year and earned a spot on the All-ACC first team, and Jose Alvarado was voted the ACC's Defensive Player of the Year and a second-team All-ACC honoree,** highlighting the list of honors awarded to Yellow Jacket players following the team's run to a fourth-place regular-season finish in the ACC.

Wright became the third Yellow Jacket to be named the conference's top player. Mark Price was named by the Associated Press in 1985, and Dennis Scott was honored in 1990 by the Atlantic Coast Sportswriters Association, whose selections are recognized as the official team. Alvarado was the second Tech player to earn Defensive Player of the Year honors, following center Ben Lammers in 2017.

A native of Raleigh, N.C., Wright was the first Tech player to make the All-ACC first team since center Alvin Jones in 2001, and was the overall leading vote-getter in the balloting by the panel. Alvarado, a 6-foot senior, made the second team after being voted to the third-team in 2020. Junior guard **Michael Devoe (Orlando, Fla.) received honorable mention for the second year in a row**, 16th in overall points received.

Further, Alvarado and Wright both were named to the **ACC All-Defensive Team**, the first time Tech placed two individuals on that unit. Alvarado led the voting for that team, being named on 69 of 76 ballots.

## Eleven Straight ACC Home Wins

Georgia Tech set a program record for consecutive ACC wins at home with 11, a string that began Jan. 25 of the 2019-20 season and ended with a loss to No. 9 Virginia on Feb. 10 of

this season.

Date	Opponent	Score
Jan. 25, 2020	NC State	64-58
Feb. 4, 2020	Virginia Tech	76-57
Feb. 12, 2020	#5/5 Louisville	64-58
Feb. 25, 2020	Clemson	68-59
Feb. 29, 2020	Miami	63-57
Mar. 4, 2020	Pittsburgh	73-57
Dec. 29, 2020	North Carolina	72-67
Jan. 3, 2021	Wake Forest	70-54
Jan. 20, 2021	Clemson	83-65
Jan. 30, 2021	#16/16 Florida State	76-65
Feb. 6, 2021	Notre Dame	82-80

## Building Depth

The upward progress of Georgia Tech's program is evident in the development of its recruiting classes under head coach Josh Pastner, each of whom has played significant minutes and made significant contributions on the ACC level. Though not highly-rated in terms of rankings, the players have a wide range of skills and have developed into consistent conference-level performers for the next couple of years.

a. The 2017-18 class of Jose Alvarado, Evan Cole and Moses Wright combined to start 205 games (Cole graduated and transferred after the 2020-21 season). Alvarado and Wright started every game of the 2020-21 season (except for the NCAA Tournament game against Loyola which Wright missed) and were the Jackets' top two scorers and played the most minutes. Wright became Georgia Tech's first ACC Player of the Year since 1990, and Alvarado was named the ACC's Defensive Player of the Year.

b. The 2018-19 class of Michael Devoe, Khalid Moore and Kristian Sjolund combined to start 154 games (Sjolund redshirted before transferring to UTEP after the 2019-20 season). Devoe has started every game the last three seasons and was the Jackets' No. 3 scorer in 2020-21, and also was named the ACC Tournament MVP, while Moore has started 33 games in his career and has been an key contributor in ways that don't always show up in the box score.

c. James Banks III, who transferred from Texas, and Jordan Usher, a transfer from Southern California, started 54 games, contributed 17.7 points, 12.0 rebounds and played 56.2 minutes per game in 2019-20. Banks moved on to play professionally and is in the G League with the New Orleans Pelicans affiliate in Birmingham, while Usher has started every game over two-plus seasons and is the Jackets' No. 2 scorer this season.

## Five-Star Player Development

Notable player development successes over the past four seasons include Josh Okogie, Ben Lammers, Tadic Jackson, Abdoulaye Gueye, James Banks III, Jose Alvarado, Moses Wright and Michael Devoe, who maximized their skill sets and their production under the current coaching staff.

Okogie went from being ranked 11th in the state as a HS senior to a first-round NBA draft pick. Gueye, a 6-9 forward, developed from a project player into an ACC-level contributor in the first two seasons with the current staff, and is now in his fourth season with the Minnesota Timberwolves. Graduate transfer Brandon Alston had similar statistical numbers at the ACC level as he compiled in two seasons at Lehigh, and is now playing professionally overseas.

Banks, a 6-10 center, made the ACC's All-Defensive team twice in two years and finished his career No. 8 in blocked shots at Tech. Wright blossomed at the end of the 2018-19 season and doubled his scoring and rebounding averages in 2019-20 over his sophomore year, doubled again his senior year and was named the ACC Player of the Year. Devoe added more than six points to his scoring average and ranked among



# TECH NOTEBOOK

## Career Games With ...

Double-Figure Points	2021-22	Career
Deebo Coleman	4	4
Michael Devoe	14	73
Rodney Howard	3	3
Tristan Maxwell	1	1
Khalid Moore	2	9
Bubba Parham	-	+65
Deivon Smith	2	10
Kyle Sturdivant	5	#7
Jordan Usher	14	*49

*+includes 53 at VMI; \*includes 10 at USC; #includes 1 at USC*

20-plus Points	2021-22	Career
Michael Devoe	9	29
Tristan Maxwell	1	1
Bubba Parham	-	24
Jordan Usher	4	7

30-plus Points	2021-22	Career
Michael Devoe	2	3
Bubba Parham	-	9
Jordan Usher	1	1

10-plus Rebounds	2021-22	Career
Michael Devoe	-	1
Rodney Howard	1	1
Jordan Usher	5	6

Double-Doubles	2021-22	Career
Michael Devoe	-	1
Rodney Howard	1	1
Jordan Usher	4	5

## Tech Among ACC Leaders

All Games	Player	#	Rank
Scoring average	Michael Devoe	19.44	2
	Jordan Usher	15.12	13
Field goal pct.	Jordan Usher	.483	13
	Michael Devoe	.478	14
3-point FG made	Michael Devoe	2.38	6
3-point FG pct.	Michael Devoe	.388	2
Free throw pct.	Michael Devoe	.761	13
Steals	Michael Devoe	1.63	9
Rebound average	Jordan Usher	7.06	10
Def. reb. average	Jordan Usher	5.88	6
Minutes Played	Michael Devoe	35.09	5

ACC Games	Player	#	Rank
Scoring average	Michael Devoe	16.57	10
Rebound average	Jordan Usher	6.29	20
Field goal pct.	Jordan Usher	.482	12
Free throw pct.	Michael Devoe	.944	3
Blocked shots	Michael Devoe	0.86	t13
Steals	Michael Devoe	2.00	4
	Deebo Coleman	1.71	11
Def. reb. average	Jordan Usher	5.14	13
Minutes Played	Michael Devoe	35.60	13

*rankings through games of January 19*

the top five in the ACC in field goal and three-point percentage.

Jose Alvarado, a three-star guard out of Brooklyn, N.Y., who started as a freshman, improved his scoring, shooting and ballhandling every year as a Yellow Jacket, finishing his career with 1,429 points and ranking among the top 10 in Tech history in assists, steals and three-point field goals.

## Winning Starts at Home

Georgia Tech and head coach Josh Pastner have worked to make McCamish Pavilion a real homecourt advantage for the program, and the Yellow Jackets made a good start on that by setting a program record for wins at home (17) in 2017-18, including a 7-2 ACC record and two NIT victories.

Tech is 28-18 against ACC teams at home under Pastner, and that includes a 8-9 mark against ranked opponents.

Tech is 65-27 at McCamish Pavilion under Pastner, 108-57 since the building opened for the 2012-13 season.

## Welcome to The Hank

Georgia Tech is playing its 10th season in McCamish Pavilion, which was essentially brand new when it opened for the 2012-13 season. The only physical elements of McCamish Pavilion that remain from the venerable Alexander Memorial Coliseum are the roof and the 32 steel ribs that support it.

The capacity of McCamish Pavilion is 8,600, including 1,665 seats in the new balcony level and 6,935 seats in the lower seating bowl. There are no suites, but there is a club area that seats 500. Alexander Memorial Coliseum seated 9,191 spectators in its final configuration.

The most impressive features of McCamish Pavilion are its grand entrance, which fronts 10th and Fowler Streets, the ability for patrons to view the court from the main concourse all the way around, and the theatrical lighting system, which concentrates light on the court while leaving the seating areas dark, modeled after the Staples Center in Los Angeles and Madison Square Garden in New York.

Tech played 55 seasons in Alexander Memorial Coliseum, compiling a record of 556-194 (.741). Miami was the last team to play Tech in Alexander Memorial Coliseum, a game Tech won, and was the first ACC team to play in McCamish Pavilion on Jan. 5, which Miami won. For the 2011-12 season, Tech played its home games at Philips Arena and the Arena at Gwinnett.

## Five Tech Alumni on NBA Rosters

Since 1982, Georgia Tech has produced 19 first-round NBA draft picks and 46 draft picks overall. A total of 40 Georgia Tech alumni have played in the NBA.

Three former Georgia Tech basketball stars are on NBA rosters in 2021-22, including **Josh Okogie**, drafted 20th overall by the Minnesota Timberwolves in 2018, who is in his fourth season with the team.

**Thaddeus Young**, a 14-year NBA veteran, is now with the San Antonio Spurs after spending the last two seasons with the Chicago Bulls, three seasons with the Indiana Pacers, seven seasons in Philadelphia, one in Minnesota and two in Brooklyn.

**Derrick Favors**, an 11-year veteran, was traded to the Oklahoma City Thunder in the off-season, his third team in the last three seasons. He was a key figure with the Utah Jazz for nine seasons, but became a free agent after the 2018-19 season and signed with New Orleans, where he spent the 2019-20 season, then returned to Utah for the 2020-21 season.

**Jose Alvarado**, the ACC's Defensive Player of the Year in 2021, signed a two-way contract with the New Orleans Pelicans, and spent the entire season thus far in its roster until mid-December, when he was assigned to the Pelicans' G League affiliate in Birmingham.

Moses Wright, the ACC Player of the Year in 2021, was signed to the Los Angeles Clippers G League team, the Agua Caliente Clippers, where he excelled and earned a 10-day contract to play in L.A.

Two other former Yellow Jackets are in the G League.

Former center James Banks III also is a member of the Birmingham Squadron, the Pelicans' affiliate. While Kammeon Holsey is a member of the Los Angeles Clippers' G League affiliate, the Agua Caliente Clippers.

## Arts and Letters

Beginning with Moe Miller and Lance Storrs in the summer of 2011, every four-year senior in the Georgia Tech program has graduated, with the exception 2019 senior Ben Lammers, who is playing pro ball overseas and needs to complete one course, and 2021 senior Jose Alvarado, who likewise needs to complete one course.

Eleven different Georgia Tech players have made the ACC All-Academic team since it was established in 2011, with Marcus Georges-Hunt and Tadic Jackson making it twice.

Tech's men's basketball team has recorded the highest Academic Progress Report scores the last five years since the NCAA began tracking academic performance in 2004-05. The Jackets scored a perfect team single year APR score of 1000 three straight years from 2011-13.

## BASKETBALL GRADUATES

2012 - Derek Craig, Nick Foreman
2013 - Mfon Udofia, Pierre Jordan (Master's), Brandon Reed
2014 - Kammeon Holsey, Daniel Miller, Jason Morris
2015 - Robert Sampson
2016 - Marcus George-Hunt, Travis Jorgenson
2017 - Josh Heath, Corey Heyward, Kellen McCormick (Master's), Jordan Price (Master's), Rand Rowland, Quinton Stephens
2018 - Tadic Jackson, Ben Lammers (has one course to complete)
2019 - Abdoulaye Gueye, Sylvester Ogbonda, Brandon Alston (Master's)
2020 - Evan Cole
2021 - Shembari Phillips, Malachi Rice, Moses Wright

## Tech's NCAA Tournament History

Georgia Tech has played in the NCAA Tournament 17 times in its history. Sixteen of those appearances have occurred from 1985 to the present, 10 under Bobby Cremins and five under Paul Hewitt.

The most recent was 2021, when the Yellow Jackets won the ACC Championship and earned an automatic bid, then fell 71-60 to Loyola Chicago in the opening round of the Midwest Regional.

That ended an 11-year hiatus from the NCAA Tournament that dated back to 2010, when the Yellow Jackets defeated Oklahoma State in the first round before losing to Ohio State in the round of 32 of the Midwest Regional.

Tech has a record of 23-17 in NCAA Tournament play, highlighted by its 2004 trip to the NCAA title game as well as a Final Four berth in 1990. The Yellow Jackets have reached the NCAA Sweet 16 seven times (1960, 1985, 1986, 1990, 1992, 1996, 2004).

The 2004 and 2005 appearances were Tech's' first back-to-back appearances since Bobby Cremins led the Institute to the Big Dance nine straight years from 1985-93.

Georgia Tech has won at least one game in 11 of its 17 previous NCAA Tournament appearances.

# TECH NOTEBOOK

## McCamish Pavilion 411

**Name:** McCamish Pavilion (mc-CAM-ish), named for Atlanta insurance executive Hank McCamish who gave the lead gift for the facility

**Capacity:** approximately 8,600 (6935 court level, 1665 balcony level)

**Cost:** \$50 million

**Contractor:** Whiting-Turner

**Architect:** Populous

**Cremins Court:** the court remains named for the former Tech head coach

**Alexander Courtyard:** located at the Fowler Street entrance, honors the former Tech director of athletics and the history of the former Tech home arena named for him

**Grand entrance:** 10th and Fowler Streets, foyer includes graphic representations of retired jerseys and Tech's two Final Four appearances

**Other entrances:** West entrance off Fowler Street (students and media), East entrance from main arena parking (for club patrons)

**Features:** center-hung scoreboard and video boards, mezzanine fascia ribbon boards, theatrical lighting, primarily chairback seating, club area

## Facts and Dates

- 2,500 cubic yards of concrete removed
- 3,000 cubic yards of concrete installed
- 500 tons of new steel installed
- Over 1 mile of new railing installed
- 20,000 gallons of paint used
- 2,000 feet of new mechanical piping
- 2,500 feet of new ductwork
- \$4M in new audio-visual and scoreboards
- 50 TV's throughout the concourse and Callaway Club
- Farthest distance material has traveled to get on site: 4,835 miles
- Shortest distance material has traveled to get on site: 1 mile
- Number of Tech alumni involved in the project: over 100
- Number of days construction took: 520
- Number of 1950's old style Coke bottles found while installing the underground foundations: 11
- Number of new staircases: 13
- Number of new sports lights for the competition floor: Over 300
- 270-degree court view from concourse

**Groundbreaking:** May 5, 2011

**Opening:** October, 2012

**First public event:** Oct. 21, 2012 - Jacket Jam (men's and women's scrimmages)

**First men's game:** Nov. 9, 2012 vs. Tulane

**Head coaches:** Brian Gregory of Georgia Tech, Ed Conroy of Tulane

**Officiating crew:** Karl Hess, Gary Maxwell, Raymond Styons

**TV announce crew:** Tom Werme, Cory Alexander (ACC Network)

**First Tech points:** Marcus Georges-Hunt (2 FT, 18:13, 1st half)

**First basket:** Tulane's Josh Davis (18:44, 1st half)

**Attendance:** 8,600 (sellout)

**First women's game:** Nov. 11, 2012 vs. Tennessee

*Tech played 55 seasons in Alexander Memorial Coliseum, compiling a record of 556-194 (.741). Miami was the last team to play Tech there, a game Tech won, and was the first ACC team to play in McCamish Pavilion, which Miami won. For the 2011-12 season, Tech played its home games at Philips Arena and the Arena at Gwinnett.*

## Tech's ACC Tournament History

Georgia Tech has played in 41 ACC Tournaments, and has a 28-37 all-time record in the event. The Yellow Jackets have won four championships, in 1985 (Atlanta), 1990 (Charlotte), 1993 (Charlotte) and 2021 (Greensboro).

Tech has been a runner-up four times (1986, 1996, 2005, 2010). The 1986, 1996 and 2010 runs to the finals occurred in Greensboro. Tech also made the finals in 2005 at the Verizon Center in Washington, D.C.

Tech was 0-2 in the ACC Tournament under coach Dwane Morrison, 15-16 under Bobby Cremins (including all three titles), 9-11 under Paul Hewitt (runner-up in 2005 and 2010), 2-5 under Brian Gregory, and 1-3 under Josh Pastner.

Tech did not play in the 2020 tournament while serving an NCAA postseason ban.

## Series Notes vs. Florida State

- Georgia Tech won two of the three meetings against Florida State in 2020-21, winning its home game, 76-65, on Jan. 30 and the ACC Tournament championship game, 80-75. The Seminoles won, 74-61, in Tallahassee on Dec. 15.

- Florida State still has won 15 of the last 19 meetings in the series.

- Since FSU joined the ACC, Tech is 20-30 against the Seminoles. Florida State won the first six in a row, Tech followed by winning five straight, and is 15-24 against the Seminoles since then.

- In those 49 games, 22 have been decided by four points or less, 33 by fewer than 10 points. One of those games went to double-overtime, which the Yellow Jackets won 111-108 on Feb. 11, 1999 in Tallahassee.

- Tech is 17-18 against the Seminoles in Atlanta, 1-3 at McCamish Pavilion.

- Tech is 9-18 against Seminoles teams led by head coach Leonard Hamilton. Tech is 10-18 against Hamilton overall, with a victory over his Miami team in December of 1997.

- Tech is 11-24 in games played in Tallahassee, including an 8-17 mark at the Donald L. Tucker Civic Center, formerly known as the Tallahassee-Leon County Civic Center.

- Tech and Florida State were both members of the old Metro Conference from 1976-78, and the Seminoles won three of those four meetings.

- Florida State has won two of the ACC Tournament meetings between the schools. The three meetings have been decided by a total of eight points.

# BIO UPDATES

## Head Coach Josh Pastner • 6th season at Tech

After guiding Memphis to five post-season berths in seven seasons as the Tigers' head coach, Josh Pastner became Georgia Tech's 14th head basketball coach on April 8, 2016.

Implementing a high-energy style of play and creative offensive and defensive schemes, and building the Jackets' talent base for the future, Pastner has established the Yellow Jackets as one of the top defensive teams in the nation, while he and his staff have steadily improved the team's offense to be ranked in the top half of the Atlantic Coast Conference the last two years. Those efforts, as well as improving efforts in recruiting, produced Georgia Tech's first ACC Championship in 28 years and its first berth in the NCAA Tournament in 11 years in the 2020-21 season.

Pastner has tirelessly promoted the program on campus and throughout the city of Atlanta in an effort to re-create the major homecourt atmosphere that surrounded the Yellow Jackets throughout the 1980s, 1990s and into the middle of the 2000s. The result has been numerous wins, high excitement and 13 sellouts in four pre-pandemic seasons at McCamish Pavilion, and a school-record 11 consecutive home ACC wins over the 2019-20 and 2020-21 seasons.

Six of his players - guards Josh Okogie, Jose Alvarado and Michael Devoe, as well as frontcourt players Ben Lammers, James Banks III and Moses Wright - have earned Atlantic Conference honors during his tenure. Okogie, in particular, developed from an under-the-radar high school prospect into a highly-regarded NBA prospect, having played three years in the league, while Lammers and Banks have gone on to play professionally overseas.

In his fifth year at the helm in 2020-21, Pastner guided Georgia Tech to the ACC Championship, the Yellow Jackets' first since 1993, and a berth in the NCAA Tournament, the first since 2010. The Jackets also earned their highest regular-season ACC finish and tournament seed (4th for both) since the program's nationally-runner-up team in 2004. Tech's 17-9 overall record was its best by winning percentage since 2004, and its 11-6 ACC record was the fourth-highest by winning percentage in the program's 42-year history in the conference. Tech achieved its highest rankings in under Pastner in such categories as offensive efficiency, scoring, field goal percentage, three-point percentage and fewest turnovers, while maintaining its high level of play on the defensive end of the court.

Wright was named the ACC Player of the Year, Tech's first since 1990, and made the All-ACC first-team, while Alvarado was voted the ACC's Defensive Player of the Year and made the All-ACC second-team. Devoe earned honorable mention All-ACC recognition for the second straight year, and was named the Most Outstanding Player in the ACC Tournament.

That came on the heels of a successful 2019-20 campaign, in which the Yellow Jackets posted a 17-14 record, winning nine of its last 12 games, including six of the last seven. Tech finished with the program's first winning ACC record since 2004, its highest ACC finish since 2005 (fifth) and its most conference victories (11-9 record) since 1996.

The Jackets ranked No. 17 in the nation in defensive efficiency while finishing ninth in the ACC in scoring against league teams, second in field goal percentage and sixth in three-point percentage. Three players - Jose Alvarado (All-ACC third team), Michael Devoe (All-ACC honorable mention) and center James Banks III (ACC All-Defensive team) - earned conference honors.

Pastner, 44, compiled a 167-73 record over seven seasons as the head coach at Memphis, where the Tigers earned bids to the NCAA Tournament four times. Pastner's Memphis teams averaged 23.9 wins per season and compiled a conference regular-season record of 82-36, including a conference winning streak of 28 games. The Tigers went 11-4 in Conference USA and American Athletic Conference tournaments, including three championships.

He guided Memphis to five post-season berths, the NIT in 2010 and the NCAA Tournament in 2011, 2012, 2013 and 2014. Pastner twice won Conference USA Coach of the Year honors (2010, 2013) by various organizations and news media.

Pastner was born in Glen Dale, W.Va., and grew up in Kingwood, Texas. He earned his bachelor's degree in family studies in December of 1998, in just two and a half years, from Arizona and his master's degree in teaching and teacher education from Arizona in December of 1999, all while lettering four years in basketball under head coach Lute Olson.

He married the former Kerri Lamas of Sierra Vista, Ariz., in 2009. He has a stepson (Ethan), three daughters, Payten, Kamryn and Harper, and a newborn son, Cason.

### Pastner as a Head Coach

Season	School	Overall	Conference	Postseason
2009-10	Memphis	24-10	13-3/2nd	NIT second round
2010-11	Memphis	25-10	10-6/4th	NCAA Tournament
2011-12	Memphis	26-9	13-3/1st	NCAA Tournament
2012-13	Memphis	31-5	16-0/1st	NCAA Tournament, round of 32
2013-14	Memphis	24-10	12-6/t-3rd	NCAA Tournament, round of 32
2014-15	Memphis	18-14	10-8/t-5th	
2015-16	Memphis	19-15	8-10/7th	
<b>at Memphis</b>	<b>7 years</b>	<b>167-73</b>	<b>82-36</b>	
2016-17	Georgia Tech	! 21-16	! 8-10/11th	NIT finals!
2017-18	Georgia Tech	! 13-19	6-12/13th	
2018-19	Georgia Tech	14-18	6-12/10th	
2019-20	Georgia Tech	17-14	11-9/5th	
2020-21	Georgia Tech	17-9	11-6/5th	ACC Champions, NCAA Tournament
2021-22	Georgia Tech	7-10	1-6	
<b>at Georgia Tech</b>	<b>6 years</b>	<b>! 89-86</b>	<b>! 43-55</b>	
<b>Career</b>	<b>12 years</b>	<b>! 256-159</b>	<b>! 125-91</b>	

*! On-court record (22 wins and one loss from 2016-17 and 2017-18 seasons, as well as Tech's NIT appearance, vacated by the NCAA Committee on Infractions)*

### Pastner Resume

- Head coach, Georgia Tech (2016-present)
- Head coach, Memphis (2009-16) - 4 NCAA Tournaments, 1 NIT, 4 Conference USA titles
- Assistant coach under John Calipari, Memphis (2008-09) - NCAA Sweet 16, C-USA champions
- Assistant coach under Lute Olson, Arizona (2002-08) - 6 NCAA Tournaments, 2 Pac-10 titles
- Basketball staff assistant under Lute Olson, Arizona (2000-02) - Pac-10 champions in 2002
- Played collegiately for Lute Olson, Arizona (1996-2000) - 4 NCAA Tournaments, 1997 National Champions, 2 Pac-10 titles

## Also on the Bench

### ERIC REVENO

#### Associate Head Coach • 6th season at Tech

Eric Reveno, served 10 years as the head coach at the University of Portland, joined Josh Pastner's men's basketball staff at Georgia Tech as assistant coach on May 6, 2016. He was promoted to associate head coach on Nov. 1, 2019.

Working primarily with Tech's post players, Reveno has overseen some of the Yellow Jackets' greatest successes in player development, including 6-10 center Ben Lammers, who became a second-team All-ACC performer and the conference's Defensive Player of the Year in his final two seasons; 6-9 reserve forward, Abdoulaye Gueye, who developed into a significant contributor for the Yellow Jackets in his final two seasons, 6-10 transfer James Banks III, who after playing limited minutes at Texas became one of the ACC's top defensive players, making the ACC's All-Defensive team twice. He also had a hand in the rise of 6-9 forward Moses Wright from unheralded recruit to ACC Player of the year in 2021.

Reveno's penchant for analytics has led the Jackets to adopt advanced new methods and technologies to help the team's performance, such as the Noah shot-tracking systems in the Zelnak Practice Facility and the McCamish Pavilion main floor.

### JULIAN SWARTZ

#### Assistant Coach • 6th season at Tech

A 19-year coaching veteran, including 12 years on the NCAA Division I level, Julian Swartz was named an assistant coach on Josh Pastner's staff in August of 2018.

Swartz, 41, is responsible for on-court development of Tech players and focuses his efforts on the Yellow Jackets' defensive schemes as well as handle recruiting responsibilities. He helped guide Tech's defense to a national ranking of No. 37 in efficiency in 2018-19 and No. 17 in 2019-20, according to KenPom.com, and the Yellow Jackets also ranked among the top 15 in effective field goal percentage and three-point defense. In 2020-21, Tech used its trademark defenses in a completely different way, becoming the top team in the ACC and one of the best in the nation in forcing turnovers and steals to boost its offense.

Swartz's recruiting efforts have been central to the Jackets' last two recruiting classes, and he has been ranked No. 6 among college basketball recruiters by 247Sports. Tech's 2021 class of guards Dallon "Deebo" Coleman and Miles Kelly and forward Jalon Moore was ranked the 15th-best in the nation.

### ANTHONY WILKINS

#### Assistant Coach • 4th season at Tech

Anthony Wilkins, an Atlanta native who spent the past five seasons on the coaching staff at Tulane University, joined Georgia Tech's basketball staff in June of 2018.

Wilkins, 41, served as an assistant coach for four seasons at Tulane after serving as director of basketball operations during his first year with the Green Wave. At Tulane, Wilkins handled game strategy and scout prep responsibilities along with player development and recruiting duties. He also had six years of professional playing experience prior to entering the coaching world.

Focusing his on-court efforts with Tech's offense, the Yellow Jackets have made significant strides in his three seasons on The Flats, helping elevate the Jackets into the top half of the ACC in scoring, field goal percentage, three-point shooting and ballhandling. In 2020-21, Tech achieved its highest national ranking on offensive efficiency (23rd according to KenPom.com), and its highest ACC rankings in scoring (6th), field goal percentage (2nd), three-point percentage (3rd) and fewest turnovers (3rd). He helped develop Tech's guard tandem of Jose Alvarado and Michael Devoe into two of the ACC's top 10 scorers the last two years, and is credited with developing the perimeter skills of Moses Wright, the ACC Player of the year in 2021.

## BIO UPDATES (see game-by-game stats and career highs in stat pack)

### 30 • Coleman Boyd • G • 6-1 • 178 • Jr.

- Non-scholarship guard who enrolled at Tech for the summer term in 2019
- Played in four games as a freshman, scoring five points with two assists and a steal ... Drove for a layup against Hawaii for his first collegiate points, and hit a three-pointer against Morehouse
- All-state point guard from Georgia private school powerhouse Mt. Bethel Christian Academy
- Four-year letterwinner and captain at Mt. Bethel, which won state Georgia Independent Christian Athletic Association (GICAA) championships in 2017 and 2019, and reached the final four in 2016 and 2019 ... Team went 97-26 in his four years
- Earned all-region and honorable mention all-state honors in 2019 by the Georgia High School Association
- Played at Mt. Bethel for his father, Cal, a longtime successful high school coach in the Atlanta area and a standout basketball player at Wake Forest following a legendary high school career at Campbell High School in Smyrna

### 10 • Dallan "Deebo" Coleman • G • 6-6 • 215 • Fr.

- First name pronounced "DELL-un," but goes by Deebo (DEE-bo)
- Four-star wing guard who had been the highest-rated high school prospect to sign with the Yellow Jackets
- Named Florida's Mr. Basketball as well as the Florida Class 4A Player of the Year as a senior
- Wing guard has been a solid contributor averaging 5.9 points, Tech's sixth-leading scorer ... Hitting 39.2 percent of his shots from the floor, 42.9 percent on threes ... Ranks among the ACC's top 15 in steals in conference games (1.71 per game)
- Four double-figure scoring games, including 13 (3-4 3pt FG) in his ACC debut vs. North Carolina and 11 at Boston College (3-6 3pt) ... Averaging 6.0 ppg, 34.6 percent on threes vs. ACC
- Scored game-high 19 points vs. Lamar, 12 vs. Stetson ... Hit his first four three-point tries in each game
- Born and raised in Memphis, Tenn., spent his high school years in Jacksonville, Fla., area, where his father, Ran, took a high school head coaching position
- Consensus four-star prospect, rated at No. 48 in the class of 2021 according to the 247Sports Composite rankings ... ESPN ranked him No. 32 overall and No. 7 among shooting guards, 247Sports had him No. 68, No. 15 at his position
- Averaged 24.7 points, 9.0 rebounds and 4.2 assists as a senior for the Warriors, who turned around their season in mid-year with a 14-game winning streak and led them to the Florida High School Athletic Association final four
- Finished his West Nassau career with 2,539 points, second in the region's history behind only Fletcher's Myron Anthony during the 1990s
- Had 38 double-doubles at West Nassau, 19 of those as a senior.

### 33 • Brayden Daniels • G • 6-4 • 170 • Fr.

- Non-scholarship guard who joined the Yellow Jackets' program for the fall 2021 semester
- Son of former Georgia Tech football player Conrad Daniels (1995-99)
- Nephew of former Georgia Tech Hall of Fame track star Lynn Houston Moore (1994-98) and former Tech basketball star Clarence Moore (1999-2004)
- Also nephew to former Tennessee and NBA basketball star Allan Houston
- Attended and lettered four years in basketball the Christian Academy of Louisville (Ky.)
- Named to the All-Seventh Region team in Kentucky by the Louisville Courier-Journal as a senior
- Scored over 1,000 points in his high school career

### 0 • Michael Devoe • G • 6-5 • 191 • Sr.

- Preseason All-ACC second-team choice by ACC media (top vote-getter on second team) ... Named one of the nation's top 20 guards by writer C.L. Moore of The Athletic ... Named mid-season player of the year on the ACC by HoopsHD.com ... Earned honorable mention All-ACC honors last two seasons.
- High scoring guard his entire career who has developed into a standout all-around player
- No. 2 in the ACC in scoring (19.4 ppg) and No. 2 in three-point percentage (38.8 pct.) ... No. 6 in ACC in 3pt FG per game (2.38), and is No. 5 in minutes (35.09 mpg)
- Also sports a career-high average in rebounds (5.1 rpg) and is Tech's leader in assists (2.9 per game) and steals (1.6 per game)
- Tops Tech at 16.6 points per game vs. the ACC, hitting 44.4 percent from the floor, 26.2 percent on threes and 94.4 percent from the foul line (17-of-18), team-high 14 steals
- Scored 20 or more points nine times this season, including 23 vs. Louisville, 21 at Duke, 20 vs. Notre Dame and 22 vs. Wake Forest in ACC play
- In three-game stretch vs. Georgia, Georgia Southern and Wisconsin, he scored 96 points on 64 field goal attempts in total of 107 minutes, including a 33-point effort (11-20 FG, 5-10 3pt FG) last time out against Wisconsin
- Missed Charleston Southern game and did not start against Georgia Southern due to flu symptoms ... Entered Georgia Southern game midway through the first half and never came out, scoring 26 points (8-16 FG, 5-9 3pt FG) with five assists to lead the Jackets back from a 14-point deficit

- Scored career-high 37 points at Georgia, hitting 14-of-18 FG, 4-of-5 3pt FG, nine of his points in the final 4:34 minutes as Tech finished the game on a 17-5 run ... Scored 34 in same building two years earlier
- Won the Everett Case Award as the ACC Tournament's Most Outstanding Player in 2021 after scoring 20 points with three rebounds, three assists and two steals in Tech's ACC Championship win over FSU ... Scored 13 with seven assists in quarterfinal win over Miami ... Hit 12-of-20 FG and 5-of-8 from three in the two games
- Played at a higher level in ACC games in his first three seasons, averaging 13.7 points per game vs. 13.4 overall through his first three seasons, while connecting on 42.9 percent of his three-point tries
- Ranked No. 2 in the ACC in three-point field goals per game (2.47) in conference games last season, and was No. 3 in percentage ... Made a career-high seven threes in 11 attempts at Miami (part of his season-high 29 points), and went 6-of-7 in Jan. 20 win vs. Clemson
- Has hit 40.5 percent of his three-point shots over his career overall, and has risen to eighth place on the Tech career list with 191 three-pointers.
- Has risen from 36th to 18th on the Tech career points list with 1,460 points, passing such Tech luminaries as Iman Shumpert, Drew Barry, Jarrett Jack, Michael Maddox, Tico Brown, Marvin Lewis, Anthony Morrow and Jose Alvarado ... Also ranks 17th in assists (311)
- Scored 20 or more points 29 times in his career ... Scored in double digits 73 times in his career

### 2 • Saba Gigiberia • C/F • 7-1 • 248 • So.

- Name pronounced "SOBB-uh GEE-GEE-buh-REE-uh" *with a hard G*
- Has seen action in 13 games, averaging 8.6 minutes, 2.3 points and 2.5 rebounds ... Received first career start against Wake Forest (1/19), scoring career-high eight points, career-high 16:47 court time
- Notched six points and six rebounds at Duke in 14:06 minutes, four points and four rebounds at UNC in 14:01, his previous long stints
- Played short minutes in eight games as a freshman in 2020-21, with a high of 10:01 vs. Delaware State (2 pts, 6 reb) ... Scored buckets in four games, including his first 3-pointer vs. Clemson
- Four-star post prospect originally from the Republic of Georgia who played his high school basketball in the United States
- Excellent basketball IQ who can play with his back to the basket or facing the basket, has a 7-foot-4 wingspan
- Grew up playing rugby, but said his grandfather encouraged him to switch to basketball at 12 because of his height ... Developed well and earned a spot with a club in Spain at 14 years old, where he played for two years before leaving for the U.S. at age 16
- Played his final year of high school at Prolific Preparatory School in Napa, Calif., ranked as high as No. 72 nationally (247Sports) and No. 14 at his position ... Played at Findlay Prep his junior year.
- Played for his home country of Georgia in the FIBA U16 European Division B Championship in 2017, and in the FIBA U18 European Division B Championship in 2019.

### 43 • Jermontae Hill • G • 6-6 • 198 • Fr.

- First name pronounced "jer'MON-tay"
- Skilled big guard who turned down scholarship offers from Boston College and St. John's to walk-on at Georgia Tech (also East Carolina, Florida, Florida State and Kansas State according to 247Sports)
- Ranked as high as the No. 22 player in the state of Georgia according to 247Sports and the No. 67 small forward in the nation ... Ranked among 247's top 100 at one time
- Playmaking wing who can defend various positions and bring toughness to the perimeter
- Prepped following high school at DME Sports Academy in Daytona, Fla.
- Before that, he attended Tucker High School, where he earned first-team all-state honors in Class AAAAAA by the Atlanta Journal-Constitution as a senior in 2020, second-team all-state choice by Hoopseen
- Also named player of the year in the Class AAAAAA South by the Georgia Athletic Coaches Association.

**BIO UPDATES (see game-by-game stats and career highs in stat pack)****24 • Rodney Howard • C/F • 6-10 • 246 • Jr.**

- In his second season as Tech after transferring from Georgia, won the starting center job in the preseason and played well during the non-conference schedule
- Averaging 5.8 points and 5.3 rebounds over 12 games ... Started first 11 games before missing the next five (all ACC games) with an ankle injury ... Returned Jan. 19 to play 16:25 vs. Wake Forest,
- Hitting 50 percent of his shots from the floor ... Averaging 26 minutes a game
- Tech's leader in blocked shots (13) and has a positive assist/turnover ratio (23:18)
- Has scored in double digits three times, including a career-high 12 points (6-6 FG) with six rebounds vs. Charleston Southern, playing the final 16:58 with four fouls
- Posted his first career double-double against Miami with career highs of 10 points and 14 rebounds ... Eight points, seven rebounds at Georgia, all in the second half as he played with four fouls.
- Started Tech's first two games in the post in 2020-21, with highs of six points and four rebounds against Mercer, but played limited minutes thereafter as Tech went to a small lineup
- Played in 12 ACC games (DNP vs. Virginia on Feb. 10, Syracuse) for 66 total minutes as he has worked his way into more playing time ... Played 11 of the last 13 games of the season
- Scored a season-high eight points (4-7 FG) in season-high 16:35 at Miami ... Six points (2-2 FG, 2-2 FT) with five rebounds at Wake Forest ... Played 18 key minutes off the bench in the ACC quarterfinal against Miami when Moses Wright incurred foul trouble
- Played in 24 games as a freshman at Georgia, including a pair of starts ... Averaged 1.3 points, 1.5 rebounds and 0.6 blocks in 7.3 minutes of action per game, hitting 13-of-23 shots from the floor (56.5 pct.)

**35 • Jehloni James • F • 6-6 • 192 • Jr.**

- First name pronounced "ju-LON-ee"
- Non-scholarship player who joined the Tech program for the fall, 2019 semester
- Played in four games in 2020-21, logging a high of 4:38 against Delaware State ... Grabbed three rebounds in a 3:48 stint in Tech's win at Miami
- His father, Elbridge, played college basketball at Binghamton University
- Played in one game in 2019-20, for the final minute against Elon, and made his only field goal attempt.
- Played four years and lettered three at Lanier High School in Sugar Hill, Ga.

**13 • Miles Kelly • G • 6-5 • 171 • Fr.**

- Atlanta-area native who spent his senior year of high school at Hargrave Military Academy in Virginia, after prepping at Parkview High School in Lilburn
- Prospects soared after having been unranked in recruiting services
- Played in all but one game (at Duke) off the bench so far (11.9 minutes per game), scoring season-high eight points (4-6 FG) against Charleston Southern, seven points each against Stetson and Lamar
- Scored his first ACC points vs. Notre Dame, tallied four at Boston College and five at North Carolina ... Scored in Tech's last four games (4-9 FG)
- High-scoring player in high school, but has struggled to find the basket early as a freshman, hitting 35.2 percent of hit shots from the floor, 5-of-30 from three-point range
- Season high eight points (4-6 FG) with two assists and two steals and no turnovers vs. Charleston Southern
- Consensus four-star No. 87 in the 247Sports composite rankings – No. 90 by 247Sports (No. 22 among shooting guards) and No. 94 overall by Rivals (No. 24 among at his position)
- His 17.3 points per game, 3.4 3-pointers made per game and 46.1-percent 3-point percentage all ranked second on the team for the undefeated (27-0) Tigers, who averaged more points per game (114.3) than any other Hargrave team on record
- Helped lead the Tigers to a 31-1 overall record, losing only to DME Academy in the opening round of the National Prep Championship, where they were the No. 2 seed
- Starred at Parkview High School in Lilburn, Ga., before transferring to Hargrave, averaging 19.1 points, 5.8 rebounds and 2.0 steals ... Was named second-team all-county

**11 • Tristan Maxwell • G • 6-2 • 209 • So.**

- High-scoring and record-setting guard who was named the North Carolina state player of the year by the Charlotte Observer and MaxPreps following his senior year
- Breakout game at Boston College Jan. 12 with 22 points after scoring just nine in three games previously in his career ... Hit seven three-point baskets in 11 attempts (was 0-for-3 in his previous three games)
- Scored 10 total points in his other four games (3-21 FG)
- Did not play in first 10 games due to a combination of dental problems and a bout with the flu ... Saw first action against Georgia State (4:23) and hit his first career field goal ... Played 13 minutes vs. Notre Dame with four points
- A consensus three-star rating with a ranking as high as No. 198 nationally, and No. 37 at his position
- Missed most of Tech's preseason practice last season with a broken bone in his right foot, had a setback in recovery in January and has played only one game as a result ... Saw his only action against Delaware State (3 points on free throws in 8:12)
- Son of Vernon Maxwell, a former University of Florida All-American and longtime NBA veteran and champion with the Houston Rockets
- The first Charlotte, N.C., area prospect to sign with Georgia Tech since Anthony Morrow in 2005
- Double-figure scorer for North Mecklenburg High School since his freshman year, earning all-conference honors four years and all-state honors as a junior and senior
- Became the school's all-time leading scorer his senior year (finished with 2,253 points, 20th-most all-time in the state) and set the school mark for three-point field goals (finished with 331) by the end of his junior year
- North Mecklenburg compiled a record of 104-12 in his four years on the team, winning its conference and reaching the sectional finals each year

**23 • Jordan Meka • C/F • 6-8 • 225 • So.**

- Last name pronounced "MECK-uh"
- Third member of Tech's rotation at the "5" position who played in just one game before undergoing back surgery as a freshman
- Played in seven games this season, including 17-plus minutes in a four-game stretch prior to Boston College with starts against Louisville, Duke and Notre Dame in place of injured Rodney Howard (Tech played smaller lineup at BC and UNC) ... Has played just 1:33 in Tech's last three games as the Jackets went to a smaller lineup
- Grabbed 24 rebounds and blocked eight shots in the four games before BC ... Logged career-long 21:24 at Duke (8 rebounds, 3 blocks), 20:15 vs. Louisville (four rebounds, two blocks) and 21:19 vs. Georgia State (seven rebounds and two blocks) ... Had five rebounds and a block vs. Notre Dame
- Prior to Georgia State, had not played since Nov. 15, averaging 4.7 minutes and attempting one shot vs. Stetson and Lamar
- Played eight minutes vs. Mercer on Nov. 27 last season before missing the remainder of the season
- Multiple all-state and all-Atlanta Metro performer with a 7-foot-1 wingspan
- Ranked as high as No. 129 nationally and No. 26 at his position by 247Sports (power forward)
- Enjoyed a record-breaking career at Mount Bethel Christian Academy, setting school records for points, rebounds and blocked shots
- High-level student academically, originally from Yaoundé, Cameroon, moved to the United States in 2016
- Earned all-state honors in Mount Bethel's classification (A-private) every year since his freshman year, including player of the year honors as a sophomore ... Led the Eagles to a pair of state Georgia Independent Christian Athletic Association (GICAA) titles in 2017 and 2018
- Set career school records for points with 1,670 (surpassing current Tech teammate Coleman Boyd), rebounds (920) and blocked shots (>400)

**14 • Jalon Moore • F • 6-6 • 211 • Fr.**

- First name pronounced "JAY-lun"
- Athletic forward who earned all-state honors in Alabama, and was rated a three-star prospect
- Played briefly in four games so far, scoring four points in four minutes vs. Stetson
- Slashing type scorer who can get to the rim and is comfortable in transition
- Long and athletic player who can guard multiple positions
- First name pronounced "JAY-lun"
- Consensus three-star prospect, from Gardendale (Ala.) High School, where he earned all-state honors as a junior in 2019-20
- Ranked No. 120 overall in the 247 composite rankings in the class of 2021 (No. 27 among small forwards), and No. 146 by Rivals (35th at his position)
- Averaged 21.7 points, 9.0 rebounds, 2.6 assists and 1.5 blocked shots per game as a senior at Gardendale, hitting 57 percent of his shots from the floor and 33 percent of his three-point tries

## BIO UPDATES (see game-by-game stats and career highs in stat pack)

### 12 • Khalid Moore • F • 6-7 • 208 • Sr.

- First name pronounced "kuh-LEED"
- Athletic and long (7-foot, 0.5-inch wingspan) forward with good scoring ability and basketball IQ, and an excellent defender
- Kept his starting position from the end of last season at the small forward spot, and can play the "4" or "5" when Tech utilizes a small lineup
- Scored season-high 13 points in first meeting against North Carolina, career best for an ACC game, hitting 5-of-8 from the floor and 2-of-3 three-point attempts ... Averaging 6.4 points and 3.1 rebounds in ACC games (,425 from the floor)
- Averaged 6.6 points over Tech's last 11 games (3.8 ppg over first seven) ... Has hit 27-of-57 shots from the floor during that stretch ... Scored six vs. Louisville, seven at Duke, eight vs. Notre Dame
- Averaging 25.5 minutes ... Eighteen steals is No. 3 on the team ... Averaging career-best 4.0 rebounds
- Started the last nine games of the 2020-21 season, coinciding with Tech's eight-game winning streak and NCAA Tournament loss ... Averaged 5.9 points, 3.3 rebounds in more than 30 minutes per game over that stretch ... Played more than 30 minutes in six of the games ... Had 11 total starts
- Assigned to defend the Pitt's ACC-leading scorer and rebounder Justin Champagnie, held him to 13 points, six under his average, on six FG attempts, and six rebounds, half his average, and scored seven points with a pair of 3-point field goals in a season-high 37:35
- Averaged 4.8 points and 3.0 rebounds in 23.9 minutes per game for the season (ACC games: 4.1 ppg, 2.9 rpg, 24.1 mpg)
- Started 46 games in his career, scored in double figures nine times
- Does a lot of things that don't show up in the box score, good passer, moves well without the ball, keeps Tech offense moving, and his length and activity is an asset on defense ... Plus/minus rating generally on the positive side
- Came from the same high school (Archbishop Molloy) as Yellow Jackets' legendary point guard Kenny Anderson, and played on the same AAU team as teammate Jose Alvarado

### 3 • Bubba Parham • G • 5-10 • 161 • Sr.

- Last name pronounced "PARR-um"
- Missed Tech's first nine games after undergoing surgery Oct. 26 to repair a torn meniscus in right knee, then went through in health and safety protocols
- Made his season debut vs. Louisville Jan. 2 (14:39 minutes), then played 27 turnover-free minutes at Duke (three assists, zero turnovers, three steals) ... Has not played since then (knee soreness)
- Atlanta-area product who transferred to Georgia Tech following two standout seasons at VMI, where he made the All-Southern Conference team as a sophomore and was named SoCon Freshman of the Year
- Deep range three-point shooter who can score in a variety of ways despite his small stature
- Averaged 6.7 points in 2020-21, including six double-figure efforts - 17 vs. Kentucky, 16 vs. Mercer, 14 vs. Georgia State, 13 vs. FAMU ... Scored 12 points at Clemson and 11 vs. Pitt, hitting 7-17 FG, 4-11 3pt FG
- Had a good ACC Tournament, scoring nine points against Miami and five against FSU (5-10 FG, 2-5 3pt FG) in 23 total minutes
- Drained three 3-point field goals against North Carolina, two of them as Tech rallied from a 61-53 second-half deficit to win the game ... Also had three triples each against Kentucky and Pitt
- Started nine games, averaged 27 minutes ... Came off the bench in Tech's last eight games before the NCAA Tournament, getting a start against Loyola Chicago in place of Moses Wright
- Had team's best turnover rate, just 13 against 36 assists in 674 minutes ... Had 31 games with zero or one turnover at Tech
- In ACC games, averaged 4.8 points and 1.3 assists with just nine turnovers in 16 games ... 18-of-50 on three-pointers (36 pct.)
- Twelve career double-digit games at Tech ... Scored 1,452 points in his career, 327 of those at Tech, and has 231 career three-point field goals (57 at Tech)

### 5 • Deivon Smith • G • 6-1 • 172 • So.

- First name pronounced "DAY-von"
- Former four-star high school prospect from Georgia who played his freshman year at Mississippi state and transferred to Georgia Tech, enrolling for the 2021 summer term
- Has played in 15 games and started five times, averaging 20.5 minutes ... Missed the Georgia Southern game with flu symptoms and did not play at Duke (coach's decision)
- Played his most productive games of the season vs. Boston College and North Carolina back-to-back, scoring total of 25 points with six assists, 10-of-15 from the floor ... Scored season-high 16 points at North Carolina (7-11 FG, three assists, no turnovers in 24:13, following a solid performance at BC with nine points (3-4 FG, 3-4 FT) with five rebounds and three assists
- Scoring 5.9 points with 2.1 assists per game (32:29 assist/turnover ratio) ... Four or more assists in three games
- Scored season-high 11 points vs. Charleston Southern, high of five assists vs. Lamar ... Scored

nine vs. Wisconsin with a career-high 11 rebounds

- An explosive true point guard with dynamic court vision who excels in transition and is an exceptional finisher with both hands at the rim
- Started eight games as a freshman at Mississippi State ... Averaged 5.2 points, 3.6 rebounds and 2.9 assists across 33 games for the Bulldogs, who went 18-15 overall and reached the championship game of the NIT ... Better in SEC games, averaging 5.6 points, 3.6 rebounds and 3.0 assists in helping MSU go 8-10 in conference
- Had a 97:56 assist/turnover ratio, shot 33.9 percent from the floor, 27.9 percent from three-point range and 61.5 percent from the foul line
- Was invited to participate in the USA Basketball U19 Team Trials for the FIBA World Cup for Men, made the initial cut to 17 players, but did not make the final 12-man roster

### 1 • Kyle Sturdivant • G • 6-2 • 197 • Jr.

- In his second season at Tech after transferring from Southern California
- Started 13 games, including the last five beginning Jan. 4 at Duke ... Averaging 23.1 minutes, 7.3 points (third on Tech's team) and 1.8 assists ... 30:22 assist/turnover ratio
- Scored in double digits in three of Tech's last seven games (12 vs. Georgia State, 14 vs. Louisville, 7 at Duke, 10 vs. Notre Dame) hitting 222-of-49 from the floor, 7-of-15 from three-point range with 10 assists vs. five turnovers
- Scored career-high 17 points against Charleston Southern, hitting 7-of-13 FG, with three assists in a career-high 31 minutes, and had 11 with three assists vs. Georgia Southern
- Played in every game off the bench for Tech in 2020-21, averaging 3.5 points while posting a solid 27:17 assist/turnover ratio
- Averaged 7.3 points across Kentucky/Nebraska/FSU games early in the year ... Hit for a season-high 15 points (5-6 FG, 4-4 FT) with three assists against Kentucky
- Key factor off the bench in the ACC Tournament ... Scored five points each against Miami and FSU ... Hit a pair of field goals, including a three, against the Hurricanes, and went 5-for-6 from the foul line in the closing minutes against FSU ... Did not turn the ball over in either game in 28 total minutes
- ACC high was seven points against Wake Forest and Clemson (5-9 FG combined) ... Scored four in second meeting vs. FSU, five at Louisville, four vs. Notre Dame ... Averaged 3.4 points (44.9 pct. FG) and 10.9 minutes in conference games
- Made the All-ACC Academic Team in 2020-21
- First Norcross High School alumnus to join the Tech program since Gani Lawal (2007-10)
- Played in 21 games as a freshman at USC, averaging 8.3 minutes, 2.0 points and 1.1 rebounds while hitting 34.8 percent of his shots from the floor ... Recorded 25 assists over 22 turnovers

### 4 • Jordan Usher • G/F • 6-7 • 220 • Sr.

- Atlanta-area product in his second full season at Tech after transferring from Southern California (taking advantage of extra season due to COVID-19)
- Strong wing with a high motor and the ability to get to the rim and create scoring opportunities ... His athleticism and strength make him a force both offensively and defensively
- Became eligible mid-season in 2019-20 and has started all 66 games since, manning the wing spot on the floor and sometimes playing the post in a small lineup
- Averaging 16.6 points (49.1 pct. from the floor) and 7.0 rebounds over Tech's last 11 games, including his first career double-double vs. an ACC team (fourth of the season) with 16 points and 14 rebounds vs. Notre Dame.
- Averaging 15.1 points in all games this season ... Has hit 48.3 percent of his shots from the floor (top 15 in ACC) and 35.5 from three-point range ... No. 2 on the team in assists and steals
- In ACC games: averaging 14.4 points, 6.3 rebounds while hitting 48.2 percent from the floor and 32 percent from three-point range
- Scored career-high 30 points (8-14 FG, 5-6 3pt, 9-10 FT) with 11 rebounds in OT win vs. Georgia State ... Scored nine of his points with a pair of big threes in overtime
- Started strong with double figures in Tech's first five games, including 21 in a win at Georgia and career-high 24 the following game against Charleston Southern
- Four double-doubles this season total, also getting 14/11 vs. Stetson and 24/10 vs. Charleston Southern, and has five for his career
- Has become a strong rebounder this season at 7.1 per game, 10th in the ACC (4.2 last season), and has posted five games with double-digit rebounds
- Cleared 1,000 career points with his 22-point effort on Jan. 15 at North Carolina ... Has 1,021 in 114 career games (747 points in a Tech uniform) ... Notched 39 double-digit games at Tech, 18 of those in 2020-21 and 13 this season
- Unsung leader and major contributor in 2020-21 who averaged 11.6 points (fourth on the team) and 2.8 assists while grabbing 4.2 rebounds (third on the team) and 1.6 steals per game ... Connected on exactly 50 percent of his field goal tries
- Made the ACC All-Tournament team after scoring 15 points each against Miami and FSU ... Scored 15 points (7-9 FG) with five rebounds against Loyola Chicago in the NCAA Tournament



# 2021-22 SEASON STATISTICS AND RESULTS

## Game Records

Record	Overall	Home	Away	Neutral
ALL GAMES	7-10	5-6	2-2	0-2
CONFERENCE	1-6	0-4	1-2	0-0
NON-CONFERENCE	6-4	5-2	1-0	0-2

## Score by Periods

Team	1st	2nd	OT	TOT
Georgia Tech	562	579	19	1160
Opponents	552	631	13	1196

## Team Box Score

No.	Player				Total		3-Point		F-Throw		Rebounds											
		GP-GS	MIN	AVG	FG-FGA	FG%	3FG-3FGA	3FG%	FT-FTA	FT%	OFF	DEF	TOT	AVG	PF	DQ	A	TO	BLK	STL	PTS	AVG
0	DEVOE, Michael	16-15	561:29	35.1	111-232	.478	38-98	.388	51-67	.761	12	69	81	5.1	35	1	47	48	8	26	311	19.4
4	USHER, Jordan	17-17	554:41	32.6	100-207	.483	22-62	.355	35-54	.648	20	100	120	7.1	47	2	39	44	3	23	257	15.1
1	STURDIVANT, Kyle	17-13	392:19	23.1	44-103	.427	11-31	.355	25-33	.758	4	33	37	2.2	26	1	30	22	1	11	124	7.3
11	MAXWELL, Tristan	5-0	77:54	15.6	11-32	.344	8-20	.400	2-4	.500	2	6	8	1.6	5	0	2	3	0	1	32	6.4
10	COLEMAN, Dallan "Deebo"	16-3	362:32	22.7	31-79	.392	21-49	.429	12-15	.800	6	26	32	2.0	36	1	10	11	2	17	95	5.9
5	SMITH, Deivon	15-5	307:07	20.5	37-97	.381	4-13	.308	10-18	.556	13	35	48	3.2	33	0	32	29	3	15	88	5.9
24	HOWARD, Rodney	12-11	311:33	26.0	29-58	.500	0-0	.000	11-22	.500	25	39	64	5.3	31	1	23	18	13	4	69	5.8
12	MOORE, Khalid	17-17	432:55	25.5	36-85	.424	4-18	.222	20-27	.741	27	41	68	4.0	38	1	13	19	5	18	96	5.6
13	KELLY, Miles	16-0	191:01	11.9	19-54	.352	5-30	.167	4-5	.800	3	16	19	1.2	15	0	6	13	2	5	47	2.9
2	GIGIBERIA, Saba	13-1	111:10	8.6	13-27	.481	0-0	.000	4-8	.500	10	22	32	2.5	19	0	10	11	6	5	30	2.3
14	MOORE, Jalon	4-0	14:06	3.5	3-8	.375	0-0	.000	1-3	.333	1	5	6	1.5	2	0	0	0	1	0	7	1.8
23	MEKA, Jordan	7-3	91:33	13.1	2-11	.182	0-0	.000	0-0	.000	9	17	26	3.7	15	1	3	3	8	0	4	0.6
3	PARHAM, Bubba	2-0	41:39	20.8	0-6	.000	0-6	.000	0-0	.000	0	1	1	0.5	2	0	4	0	0	3	0	0.0
Team											27	27	54				11					
<b>Total</b>		<b>17</b>	<b>3450</b>		<b>436-999</b>	<b>.436</b>	<b>113-327</b>	<b>.346</b>	<b>175-256</b>	<b>.684</b>	<b>159</b>	<b>437</b>	<b>596</b>	<b>35.1</b>	<b>304</b>	<b>8</b>	<b>219</b>	<b>232</b>	<b>52</b>	<b>128</b>	<b>1160</b>	<b>68.2</b>
<b>Opponents</b>		<b>17</b>	<b>3450</b>		<b>437-997</b>	<b>.438</b>	<b>116-370</b>	<b>.314</b>	<b>206-300</b>	<b>.687</b>	<b>164</b>	<b>432</b>	<b>596</b>	<b>35.1</b>	<b>256</b>	<b>3</b>	<b>257</b>	<b>227</b>	<b>59</b>	<b>114</b>	<b>1196</b>	<b>70.4</b>

## Team Statistics

	GATECH	OPP
<b>Scoring</b>	<b>1160</b>	<b>1196</b>
Points per game	68.2	70.4
Scoring margin	-2.1	-
<b>Field goals-att</b>	<b>436-999</b>	<b>437-997</b>
Field goal pct	.436	.438
<b>3 point fg-att</b>	<b>113-327</b>	<b>116-370</b>
3-point FG pct	.346	.314
3-pt FG made per game	6.6	6.8
<b>Free throws-att</b>	<b>175-256</b>	<b>206-300</b>
Free throw pct	.684	.687
F-Throws made per game	10.3	12.1
<b>Rebounds</b>	<b>596</b>	<b>596</b>
Rebounds per game	35.1	35.1
Rebounding margin	0.0	-
<b>Assists</b>	<b>219</b>	<b>257</b>
Assists per game	12.9	15.1
<b>Turnovers</b>	<b>232</b>	<b>227</b>
Turnovers per game	13.6	13.4
Turnover margin	-0.3	-
Assist/turnover ratio	0.9	1.1
<b>Steals</b>	<b>128</b>	<b>114</b>
Steals per game	7.5	6.7
<b>Blocks</b>	<b>52</b>	<b>59</b>
Blocks per game	3.1	3.5
<b>Winning streak</b>	<b>0</b>	<b>-</b>
Home win streak	0	-
<b>Attendance</b>	<b>52437</b>	<b>40530</b>
Home games-Avg/Game	11-4767	4-10133
Neutral site-Avg/Game	-	2-6979

## Team Results

Date	Opponent		Score	Att.
11/09/2021	Miami (OH)	L	69-72	4221
11/12/2021	Stetson	W	77-52	4082
11/15/2021	Lamar University	W	75-66	3625
11/19/2021	at Georgia	W	88-78	9057
11/22/2021	Charleston So.	W	85-70	3912
11/26/2021	Ga. Southern	W	61-59	4486
12/01/2021	Wisconsin	L	66-70	6302
12/05/2021	North Carolina	L	62-79	6217
12/11/2021	vs LSU	L	53-69	6137
12/18/2021	vs Southern California	L	53-67	7821
12/21/2021	Georgia St.	Wot	72-62	4228
01/02/2022	Louisville	L	64-67	4853
01/04/2022	at Duke	L	57-69	9314
01/08/2022	Notre Dame	Lot	68-72	5813
01/12/2022	at Boston College	W	81-76	3591
01/15/2022	at North Carolina	L	65-88	18568
01/19/2022	Wake Forest	L	64-80	4698

# 2021-22 SEASON STATISTICS AND RESULTS - ACC ONLY

## Game Records

Record	Overall	Home	Away	Neutral
ALL GAMES	1-6	0-4	1-2	0-0
CONFERENCE	1-6	0-4	1-2	0-0
NON-CONFERENCE	0-0	0-0	0-0	0-0

## Score by Periods

Team	1st	2nd	OT	TOT
Georgia Tech	212	243	6	461
Opponents	243	278	10	531

## Team Box Score

No.	Player				Total		3-Point		F-Throw		Rebounds											
		GP-GS	MIN	AVG	FG-FGA	FG%	3FG-3FGA	3FG%	FT-FTA	FT%	OFF	DEF	TOT	AVG	PF	DQ	A	TO	BLK	STL	PTS	AVG
0	DEVOE, Michael	7-7	249:11	35.6	44-99	.444	11-42	.262	17-18	.944	6	27	33	4.7	16	0	14	24	6	14	116	16.6
4	USHER, Jordan	7-7	215:18	30.8	41-85	.482	8-25	.320	11-19	.579	8	36	44	6.3	20	1	19	17	0	9	101	14.4
1	STURDIVANT, Kyle	7-6	174:06	24.9	21-47	.447	5-12	.417	9-9	1.000	2	10	12	1.7	14	1	10	6	0	5	56	8.0
11	MAXWELL, Tristan	4-0	73:31	18.4	10-30	.333	8-19	.421	2-4	.500	1	6	7	1.8	5	0	2	3	0	1	30	7.5
12	MOORE, Khalid	7-7	189:39	27.1	17-40	.425	3-8	.375	8-13	.615	6	16	22	3.1	15	1	7	6	5	9	45	6.4
10	COLEMAN, Dallan "Deebo"	7-2	160:23	22.9	14-42	.333	9-26	.346	5-6	.833	3	11	14	2.0	15	0	3	3	1	12	42	6.0
5	SMITH, Deivon	6-1	97:07	16.2	14-30	.467	1-2	.500	4-8	.500	5	9	14	2.3	7	0	13	11	3	3	33	5.5
2	GIGIBERIA, Saba	5-1	49:42	9.9	8-17	.471	0-0	.000	2-6	.333	7	7	14	2.8	11	0	7	4	1	2	18	3.6
13	KELLY, Miles	6-0	62:52	10.5	4-15	.267	1-8	.125	3-3	1.000	0	7	7	1.2	6	0	1	5	1	1	12	2.0
14	MOORE, Jalon	2-0	04:16	2.1	1-1	1.000	0-0	.000	1-1	1.000	0	2	2	1.0	1	0	0	0	0	0	3	1.5
23	MEKA, Jordan	4-3	60:50	15.2	2-8	.250	0-0	.000	0-0	.000	8	9	17	4.3	10	1	1	2	6	0	4	1.0
24	HOWARD, Rodney	2-1	46:27	23.2	0-2	.000	0-0	.000	1-2	.500	2	4	6	3.0	4	0	3	2	2	1	1	0.5
3	PARHAM, Bubba	2-0	41:39	20.8	0-6	.000	0-6	.000	0-0	.000	0	1	1	0.5	2	0	4	0	0	3	0	0.0
Team											9	12	21									
<b>Total</b>		<b>7</b>	<b>1425</b>		<b>176-422</b>	<b>.417</b>	<b>46-148</b>	<b>.311</b>	<b>63-89</b>	<b>.708</b>	<b>57</b>	<b>157</b>	<b>214</b>	<b>30.6</b>	<b>126</b>	<b>4</b>	<b>84</b>	<b>88</b>	<b>25</b>	<b>60</b>	<b>461</b>	<b>65.9</b>
<b>Opponents</b>		<b>7</b>	<b>1425</b>		<b>197-405</b>	<b>.486</b>	<b>50-147</b>	<b>.340</b>	<b>87-123</b>	<b>.707</b>	<b>64</b>	<b>196</b>	<b>260</b>	<b>37.1</b>	<b>96</b>	<b>0</b>	<b>125</b>	<b>96</b>	<b>26</b>	<b>45</b>	<b>531</b>	<b>75.9</b>

## Team Statistics

	GATECH	OPP
<b>Scoring</b>	<b>461</b>	<b>531</b>
Points per game	65.9	75.9
Scoring margin	-10.0	-
<b>Field goals-att</b>	<b>176-422</b>	<b>197-405</b>
Field goal pct	.417	.486
<b>3 point fg-att</b>	<b>46-148</b>	<b>50-147</b>
3-point FG pct	.311	.340
3-pt FG made per game	6.6	7.1
<b>Free throws-att</b>	<b>63-89</b>	<b>87-123</b>
Free throw pct	.708	.707
F-Throws made per game	9.0	12.4
<b>Rebounds</b>	<b>214</b>	<b>260</b>
Rebounds per game	30.6	37.1
Rebounding margin	-6.6	-
<b>Assists</b>	<b>84</b>	<b>125</b>
Assists per game	12.0	17.9
<b>Turnovers</b>	<b>88</b>	<b>96</b>
Turnovers per game	12.6	13.7
Turnover margin	+1.1	-
Assist/turnover ratio	1.0	1.3
<b>Steals</b>	<b>60</b>	<b>45</b>
Steals per game	8.6	6.4
<b>Blocks</b>	<b>25</b>	<b>26</b>
Blocks per game	3.6	3.7
<b>Winning streak</b>	<b>0</b>	<b>-</b>
Home win streak	0	-
<b>Attendance</b>	<b>21581</b>	<b>31473</b>
Home games-Avg/Game	4-5395	3-10491
Neutral site-Avg/Game	-	0-0

## Team Results

Date	Opponent		Score	Att.
12/05/2021	North Carolina	L	62-79	6217
01/02/2022	Louisville	L	64-67	4853
01/04/2022	at Duke	L	57-69	9314
01/08/2022	Notre Dame	Lot	68-72	5813
01/12/2022	at Boston College	W	81-76	3591
01/15/2022	at North Carolina	L	65-88	18568
01/19/2022	Wake Forest	L	64-80	4698

GAME NOTES





**2021-22 Georgia Tech Men's Basketball  
Points-rebounds-assists  
All games**

Opponent	Date	Score		0	1	2	3	4	5	10	11	12	13	14
				DEVOE,MICH	STURDIVANT	GIGIBERIA,	PARHAM,BUB	USHER,JORD	SMITH,DEIV	COLEMAN,DA	MAXWELL,TR	MOORE,KHAL	KELLY,MILE	MOORE,JALO
Miami (OH)	11/09/2021	69-72	L	26-4-2	4-1-2	2-4-0	DNP	12-9-3	6-2-3	4-3-0	DNP	5-3-1	0-0-0	DNP
Stetson	11/12/2021	77-52	W	17-5-7	5-4-2	2-1-0	DNP	14-11-5	9-4-2	12-2-1	DNP	5-3-1	7-1-1	4-2-0
Lamar University	11/15/2021	75-66	W	11-7-6	4-0-1	DNP	DNP	15-8-3	5-2-5	19-2-3	DNP	5-5-0	7-0-1	DNP
at Georgia	11/19/2021	88-78	W	37-7-5	4-1-2	0-1-0	DNP	21-4-2	7-3-4	5-2-0	DNP	2-5-0	4-3-0	DNP
Charleston So.	11/22/2021	85-70	W	DNP	17-1-3	6-4-3	DNP	24-10-3	11-3-2	3-1-0	DNP	4-6-0	8-1-2	DNP
Ga. Southern	11/26/2021	61-59	W	26-4-5	11-5-3	0-0-0	DNP	9-10-2	DNP	3-2-0	DNP	2-3-0	0-2-0	0-2-0
Wisconsin	12/01/2021	66-70	L	33-6-1	0-1-4	0-0-0	DNP	5-2-0	9-11-0	2-5-1	DNP	8-2-0	0-2-0	DNP
North Carolina	12/05/2021	62-79	L	15-4-1	9-1-1	0-2-0	DNP	8-3-1	4-2-4	13-1-0	DNP	13-3-1	0-1-0	DNP
vs LSU	12/11/2021	53-69	L	12-5-3	6-4-2	DNP	DNP	15-6-2	0-1-0	2-1-1	DNP	7-5-0	4-0-1	DNP
vs Southern California	12/18/2021	53-67	L	25-4-1	5-1-0	0-5-0	DNP	11-5-0	4-5-1	3-0-1	DNP	2-8-2	2-0-0	DNP
Georgia St.	12/21/2021	72-62	Wot	8-6-3	12-7-1	2-3-0	DNP	30-11-0	4-3-2	DNP	2-1-0	11-6-2	3-3-0	DNP
Louisville	01/02/2022	64-67	L	23-2-2	14-2-1	DNP	0-1-1	17-6-4	0-1-0	2-1-0	DNP	6-4-2	0-0-0	0-0-0
at Duke	01/04/2022	57-69	L	21-7-2	7-3-2	6-6-1	0-0-3	11-4-1	DNP	3-1-0	DNP	7-2-0	DNP	DNP
Notre Dame	01/08/2022	68-72	Lot	20-6-3	10-1-4	0-1-1	DNP	16-14-6	2-3-0	6-2-1	4-0-0	8-4-0	2-1-0	DNP
at Boston College	01/12/2022	81-76	W	13-9-4	6-2-1	DNP	DNP	14-5-4	9-5-3	11-5-2	22-1-0	2-4-2	4-2-1	DNP
at North Carolina	01/15/2022	65-88	L	2-4-0	6-1-0	4-4-2	DNP	22-7-3	16-1-3	2-1-0	0-2-1	5-2-1	5-0-0	3-2-0
Wake Forest	01/19/2022	64-80	L	22-1-2	4-2-1	8-1-3	DNP	13-5-0	2-2-3	5-3-0	4-4-1	4-3-1	1-3-0	DNP

Opponent	Date	Score		23	24
				MEKA,JORDA	HOWARD,ROD
Miami (OH)	11/09/2021	69-72	L	DNP	10-14-0
Stetson	11/12/2021	77-52	W	0-1-0	2-4-3
Lamar University	11/15/2021	75-66	W	0-1-0	9-8-3
at Georgia	11/19/2021	88-78	W	DNP	8-7-4
Charleston So.	11/22/2021	85-70	W	DNP	12-6-3
Ga. Southern	11/26/2021	61-59	W	DNP	10-6-3
Wisconsin	12/01/2021	66-70	L	DNP	9-5-1
North Carolina	12/05/2021	62-79	L	DNP	0-2-0
vs LSU	12/11/2021	53-69	L	DNP	7-3-2
vs Southern California	12/18/2021	53-67	L	DNP	1-3-0
Georgia St.	12/21/2021	72-62	Wot	0-7-2	0-2-1
Louisville	01/02/2022	64-67	L	2-4-1	DNP
at Duke	01/04/2022	57-69	L	2-8-0	DNP
Notre Dame	01/08/2022	68-72	Lot	0-5-0	DNP
at Boston College	01/12/2022	81-76	W	0-0-0	DNP
at North Carolina	01/15/2022	65-88	L	DNP	DNP
Wake Forest	01/19/2022	64-80	L	DNP	1-4-3



**2021-22 Georgia Tech Men's Basketball  
Team Game-by-Game  
All games**

Opponent	Date	Score		Total		3-Pointers		Free throws		Rebounds										
				FG-FGA	PCT	3FG-3FGA	PCT	FT-FTA	PCT	OFF	DEF	TOT	AVG	PF	A	TO	BLK	STL	PTS	AVG
Miami (OH)	11/09/2021	69-72	L	24-61	.393	4-17	.235	17-20	.850	12	32	44	44.0	23	11	14	3	6	69	69.0
Stetson	11/12/2021	77-52	W	33-64	.516	9-19	.474	2-7	.286	10	33	43	43.5	13	22	16	1	9	77	73.0
Lamar University	11/15/2021	75-66	W	28-62	.452	12-25	.480	7-13	.538	12	30	42	43.0	15	22	10	1	3	75	73.7
at Georgia	11/19/2021	88-78	W	34-56	.607	8-15	.533	12-17	.706	10	25	35	41.0	24	17	15	4	8	88	77.3
Charleston So.	11/22/2021	85-70	W	35-62	.565	4-11	.364	11-15	.733	8	25	33	39.4	13	16	11	2	7	85	78.8
Ga. Southern	11/26/2021	61-59	W	21-51	.412	7-20	.350	12-24	.500	10	25	35	38.7	14	13	14	2	8	61	75.8
Wisconsin	12/01/2021	66-70	L	22-53	.415	6-16	.375	16-20	.800	10	26	36	38.3	20	7	10	3	5	66	74.4
North Carolina	12/05/2021	62-79	L	25-54	.463	6-16	.375	6-7	.857	4	17	21	36.1	16	8	13	3	11	62	72.9
vs LSU	12/11/2021	53-69	L	20-48	.417	3-15	.200	10-18	.556	6	23	29	35.3	21	11	24	5	9	53	70.7
vs Southern California	12/18/2021	53-67	L	21-64	.328	5-19	.263	6-9	.667	12	22	34	35.2	16	5	7	1	7	53	68.9
Georgia St.	12/21/2021	72-62	Wot	22-56	.393	9-22	.409	19-24	.792	12	39	51	36.6	19	11	23	5	6	72	69.2
Louisville	01/02/2022	64-67	L	23-56	.411	9-24	.375	9-12	.750	6	19	25	35.7	19	11	9	3	8	64	68.8
at Duke	01/04/2022	57-69	L	21-64	.328	6-20	.300	9-12	.750	10	25	35	35.6	27	9	9	7	5	57	67.8
Notre Dame	01/08/2022	68-72	Lot	26-67	.388	6-27	.222	10-12	.833	10	30	40	35.9	12	15	14	3	6	68	67.9
at Boston College	01/12/2022	81-76	W	29-57	.509	11-25	.440	12-17	.706	11	24	35	35.9	22	17	17	6	10	81	68.7
at North Carolina	01/15/2022	65-88	L	27-59	.458	3-14	.214	8-14	.571	4	22	26	35.3	20	10	11	1	9	65	68.5
Wake Forest	01/19/2022	64-80	L	25-65	.385	5-22	.227	9-15	.600	12	20	32	35.1	10	14	15	2	11	64	68.2
<b>Total</b>		<b>1160</b>		<b>436-999</b>	<b>.436</b>	<b>113-327</b>	<b>.346</b>	<b>175-256</b>	<b>.684</b>	<b>159</b>	<b>437</b>	<b>596</b>	<b>35.1</b>	<b>304</b>	<b>219</b>	<b>232</b>	<b>52</b>	<b>128</b>	<b>1160</b>	<b>68.2</b>
Opponents		1196		437-997	.438	116-370	.314	206-300	.687	164	432	596	35.1	256	257	227	59	114	1196	70.4

**Georgia Tech Averages**

Games Played	Points/game	FG Pct	3FG Pct	FT Pct	Rebounds/game	Assists/game	Turnovers/game	Assist/Turnover ratio	Steals/game	Blocks/game
17	68.2	43.6	34.6	68.4	35.1	12.9	13.6	0.9	7.5	3.1



**2021-22 Georgia Tech Men's Basketball  
Opponents Game-by-Game  
All games**

Opponent	Date	Score		Total		3-Pointers		Free throws		Rebounds										
				FG-FGA	PCT	3FG-3FGA	PCT	FT-FTA	PCT	OFF	DEF	TOT	AVG	PF	A	TO	BLK	STL	PTS	AVG
Miami (OH)	11/09/2021	69-72	L	25-64	.391	6-31	.194	16-21	.762	9	25	34	34.0	17	9	8	4	7	72	72.0
Stetson	11/12/2021	77-52	W	21-60	.350	6-27	.222	4-7	.571	8	24	32	33.0	9	13	17	2	11	52	62.0
Lamar University	11/15/2021	75-66	W	23-57	.404	5-19	.263	15-19	.789	6	26	32	32.7	13	16	8	5	6	66	63.3
at Georgia	11/19/2021	88-78	W	29-57	.509	8-17	.471	12-24	.500	11	15	26	31.0	19	16	14	1	4	78	67.0
Charleston So.	11/22/2021	85-70	W	26-59	.441	8-26	.308	10-15	.667	10	20	30	30.8	19	15	15	1	6	70	67.6
Ga. Southern	11/26/2021	61-59	W	24-56	.429	5-19	.263	6-13	.462	10	27	37	31.8	21	13	16	2	7	59	66.2
Wisconsin	12/01/2021	66-70	L	23-54	.426	9-24	.375	15-22	.682	8	20	28	31.3	18	13	8	5	4	70	66.7
North Carolina	12/05/2021	62-79	L	31-55	.564	10-17	.588	7-8	.875	7	26	33	31.5	13	21	14	2	8	79	68.3
vs LSU	12/11/2021	53-69	L	24-62	.387	3-19	.158	18-24	.750	17	25	42	32.7	17	13	21	6	11	69	68.3
vs Southern California	12/18/2021	53-67	L	25-52	.481	9-19	.474	8-13	.615	9	33	42	33.6	7	13	13	2	1	67	68.2
Georgia St.	12/21/2021	72-62	Wot	20-71	.282	7-22	.318	15-19	.789	12	21	33	33.5	20	11	11	5	12	62	67.6
Louisville	01/02/2022	64-67	L	24-50	.480	5-19	.263	14-22	.636	8	26	34	33.6	12	15	13	4	5	67	67.6
at Duke	01/04/2022	57-69	L	19-51	.373	5-16	.313	26-40	.650	14	34	48	34.7	14	11	10	8	3	69	67.7
Notre Dame	01/08/2022	68-72	Lot	31-66	.470	7-23	.304	3-6	.500	6	32	38	34.9	14	19	12	2	11	72	68.0
at Boston College	01/12/2022	81-76	W	29-62	.468	6-21	.286	12-19	.632	14	17	31	34.7	16	16	16	1	6	76	68.5
at North Carolina	01/15/2022	65-88	L	30-63	.476	9-25	.360	19-21	.905	11	31	42	35.1	15	20	13	1	3	88	69.8
Wake Forest	01/19/2022	64-80	L	33-58	.569	8-26	.308	6-7	.857	4	30	34	35.1	12	23	18	8	9	80	70.4
<b>Total</b>		<b>1196</b>		<b>437-997</b>	<b>.438</b>	<b>116-370</b>	<b>.314</b>	<b>206-300</b>	<b>.687</b>	<b>164</b>	<b>432</b>	<b>596</b>	<b>35.1</b>	<b>256</b>	<b>257</b>	<b>227</b>	<b>59</b>	<b>114</b>	<b>1196</b>	<b>70.4</b>
Georgia Tech		1160		436-999	.436	113-327	.346	175-256	.684	159	437	596	35.1	304	219	232	52	128	1160	68.2

**Opponents Averages**

Games Played	Points/game	FG Pct	3FG Pct	FT Pct	Rebounds/game	Assists/game	Turnovers/game	Assist/Turnover ratio	Steals/game	Blocks/game
17	70.4	43.8	31.4	68.7	35.1	15.1	13.4	1.1	6.7	3.5



**2021-22 Georgia Tech Men's Basketball  
Individual Game-by-Game  
All games**

**#0 DEVOE, Michael**

Opponent	Date	GS	MIN	Total		3-Pointers		Free throws		Rebounds				PF	A	TO	BLK	STL	PTS	AVG
				FG-FGA	PCT	3FG-3FGA	PCT	FT-FTA	PCT	OFF	DEF	TOT	AVG							
Miami (OH)	11/09/2021	*	38:25	8-18	.444	4-6	.667	6-6	1.000	1	3	4	4.0	0	2	3	0	1	26	26.0
Stetson	11/12/2021	*	29:40	7-11	.636	3-5	.600	0-1	.000	0	5	5	4.5	3	7	2	0	2	17	21.5
Lamar University	11/15/2021	*	36:19	4-9	.444	2-4	.500	1-2	.500	0	7	7	5.3	0	6	1	0	1	11	18.0
at Georgia	11/19/2021	*	37:00	14-18	.778	4-5	.800	5-6	.833	1	6	7	5.8	4	5	4	0	2	37	22.8
Ga. Southern	11/26/2021		30:17	8-16	.500	5-9	.556	5-8	.625	1	3	4	5.4	1	5	4	0	2	26	23.4
Wisconsin	12/01/2021	*	40:00	11-20	.550	5-10	.500	6-7	.857	0	6	6	5.5	3	1	0	0	0	33	25.0
North Carolina	12/05/2021	*	36:38	6-13	.462	1-5	.200	2-2	1.000	0	4	4	5.3	2	1	2	0	4	15	23.6
vs LSU	12/11/2021	*	36:16	4-8	.500	1-3	.333	3-6	.500	1	4	5	5.3	3	3	5	1	0	12	22.1
vs Southern California	12/18/2021	*	34:14	9-22	.409	2-6	.333	5-7	.714	1	3	4	5.1	0	1	0	0	3	25	22.4
Georgia St.	12/21/2021	*	30:07	2-11	.182	1-8	.125	3-6	.500	1	5	6	5.2	5	3	5	1	1	8	21.0
Louisville	01/02/2022	*	33:15	7-16	.438	4-8	.500	5-6	.833	0	2	2	4.9	3	2	4	0	3	23	21.2
at Duke	01/04/2022	*	38:37	8-19	.421	3-10	.300	2-2	1.000	1	6	7	5.1	3	2	2	1	1	21	21.2
Notre Dame	01/08/2022	*	42:43	8-15	.533	1-6	.167	3-3	1.000	1	5	6	5.2	1	3	4	1	1	20	21.1
at Boston College	01/12/2022	*	37:26	5-10	.500	0-2	.000	3-3	1.000	4	5	9	5.4	2	4	4	4	2	13	20.5
at North Carolina	01/15/2022	*	27:31	1-5	.200	0-2	.000	0-0	.000	0	4	4	5.3	3	0	6	0	2	2	19.3
Wake Forest	01/19/2022	*	33:01	9-21	.429	2-9	.222	2-2	1.000	0	1	1	5.1	2	2	2	0	1	22	19.4
<b>Totals</b>			<b>15 561:29</b>	<b>111-232</b>	<b>.478</b>	<b>38-98</b>	<b>.388</b>	<b>51-67</b>	<b>.761</b>	<b>12</b>	<b>69</b>	<b>81</b>	<b>5.1</b>	<b>35</b>	<b>47</b>	<b>48</b>	<b>8</b>	<b>26</b>	<b>311</b>	<b>19.4</b>

**Player Averages**

Games Played	Minutes/game	Points/game	FG Pct	3FG Pct	FT Pct	Rebounds/game	Assists/game	Turnovers/game	Assist/Turnover ratio	Steals/game	Blocks/game
16	35.1	19.4	47.8	38.8	76.1	5.1	2.9	3.0	1.0	1.6	0.5



**2021-22 Georgia Tech Men's Basketball  
Individual Game-by-Game  
All games**

**#1 STURDIVANT, Kyle**

Opponent	Date	GS	MIN	Total		3-Pointers		Free throws		Rebounds				PF	A	TO	BLK	STL	PTS	AVG	
				FG-FGA	PCT	3FG-3FGA	PCT	FT-FTA	PCT	OFF	DEF	TOT	AVG								
Miami (OH)	11/09/2021	*	22:09	1-5	.200	0-0	.000	2-2	1.000	0	1	1	1.0	0	2	0	1	0	4	4.0	
Stetson	11/12/2021	*	20:01	2-3	.667	0-1	.000	1-3	.333	0	4	4	2.5	2	2	1	0	0	5	4.5	
Lamar University	11/15/2021	*	17:22	1-3	.333	1-3	.333	1-2	.500	0	0	0	1.7	0	1	1	0	0	4	4.3	
at Georgia	11/19/2021	*	15:16	1-4	.250	0-1	.000	2-5	.400	0	1	1	1.5	0	2	1	0	2	4	4.3	
Charleston So.	11/22/2021	*	32:09	7-13	.538	1-2	.500	2-2	1.000	0	1	1	1.4	1	3	2	0	0	17	6.8	
Ga. Southern	11/26/2021	*	29:24	3-7	.429	0-2	.000	5-6	.833	0	5	5	2.0	2	3	2	0	2	11	7.5	
Wisconsin	12/01/2021	*	16:03	0-3	.000	0-1	.000	0-0	.000	1	0	1	1.9	1	4	3	0	1	0	6.4	
North Carolina	12/05/2021	*	23:26	3-6	.500	0-1	.000	3-3	1.000	0	1	1	1.8	2	1	1	0	1	9	6.8	
vs LSU	12/11/2021		17:00	2-3	.667	1-1	1.000	1-2	.500	0	4	4	2.0	2	2	4	0	0	6	6.7	
vs Southern California	12/18/2021		20:28	2-6	.333	1-4	.250	0-0	.000	0	1	1	1.9	1	0	1	0	0	5	6.5	
Georgia St.	12/21/2021		28:21	4-9	.444	2-4	.500	2-2	1.000	1	6	7	2.4	3	1	1	0	1	12	7.0	
Louisville	01/02/2022		25:30	6-13	.462	2-5	.400	0-0	.000	0	2	2	2.3	1	1	0	0	0	14	7.6	
at Duke	01/04/2022	*	20:40	2-5	.400	1-1	1.000	2-2	1.000	0	3	3	2.4	5	2	3	0	0	7	7.5	
Notre Dame	01/08/2022	*	37:58	3-8	.375	2-4	.500	2-2	1.000	1	0	1	2.3	3	4	0	0	2	10	7.7	
at Boston College	01/12/2022	*	19:05	3-6	.500	0-0	.000	0-0	.000	0	2	2	2.3	1	1	0	0	0	6	7.6	
at North Carolina	01/15/2022	*	21:45	2-5	.400	0-1	.000	2-2	1.000	0	1	1	2.2	1	0	0	0	0	6	7.5	
Wake Forest	01/19/2022	*	25:42	2-4	.500	0-0	.000	0-0	.000	1	1	2	2.2	1	1	2	0	2	4	7.3	
<b>Totals</b>			<b>13</b>	<b>392:19</b>	<b>44-103</b>	<b>.427</b>	<b>11-31</b>	<b>.355</b>	<b>25-33</b>	<b>.758</b>	<b>4</b>	<b>33</b>	<b>37</b>	<b>2.2</b>	<b>26</b>	<b>30</b>	<b>22</b>	<b>1</b>	<b>11</b>	<b>124</b>	<b>7.3</b>

**Player Averages**

Games Played	Minutes/ game	Points/ game	FG Pct	3FG Pct	FT Pct	Rebounds/ game	Assists/ game	Turnovers/ game	Assist/Turnover ratio	Steals/ game	Blocks/ game
17	23.1	7.3	42.7	35.5	75.8	2.2	1.8	1.3	1.4	0.6	0.1



**2021-22 Georgia Tech Men's Basketball  
Individual Game-by-Game  
All games**

**#2 GIGIBERIA, Saba**

Opponent	Date	GS	MIN	Total		3-Pointers		Free throws		Rebounds				PF	A	TO	BLK	STL	PTS	AVG
				FG-FGA	PCT	3FG-3FGA	PCT	FT-FTA	PCT	OFF	DEF	TOT	AVG							
Miami (OH)	11/09/2021		04:38	1-1	1.000	0-0	.000	0-0	.000	2	2	4	4.0	3	0	1	0	0	2	2.0
Stetson	11/12/2021		08:35	1-2	.500	0-0	.000	0-0	.000	0	1	1	2.5	0	0	0	0	1	2	2.0
at Georgia	11/19/2021		06:03	0-0	.000	0-0	.000	0-0	.000	0	1	1	2.0	0	0	1	0	0	0	1.3
Charleston So.	11/22/2021		12:42	2-3	.667	0-0	.000	2-2	1.000	1	3	4	2.5	1	3	0	2	1	6	2.5
Ga. Southern	11/26/2021		03:00	0-1	.000	0-0	.000	0-0	.000	0	0	0	2.0	2	0	1	0	1	0	2.0
Wisconsin	12/01/2021		03:38	0-0	.000	0-0	.000	0-0	.000	0	0	0	1.7	0	0	1	0	0	0	1.7
North Carolina	12/05/2021		02:42	0-0	.000	0-0	.000	0-0	.000	1	1	2	1.7	2	0	1	0	0	0	1.4
vs Southern California	12/18/2021		09:13	0-2	.000	0-0	.000	0-0	.000	0	5	5	2.1	1	0	0	1	0	0	1.3
Georgia St.	12/21/2021		13:39	1-1	1.000	0-0	.000	0-0	.000	0	3	3	2.2	1	0	3	2	0	2	1.3
at Duke	01/04/2022		14:06	2-6	.333	0-0	.000	2-4	.500	2	4	6	2.6	4	1	1	0	0	6	1.8
Notre Dame	01/08/2022		02:06	0-0	.000	0-0	.000	0-0	.000	0	1	1	2.5	0	1	0	0	0	0	1.6
at North Carolina	01/15/2022		14:01	2-3	.667	0-0	.000	0-2	.000	3	1	4	2.6	4	2	0	1	2	4	1.8
Wake Forest	01/19/2022	*	16:47	4-8	.500	0-0	.000	0-0	.000	1	0	1	2.5	1	3	2	0	0	8	2.3
<b>Totals</b>		<b>1</b>	<b>111:10</b>	<b>13-27</b>	<b>.481</b>	<b>0-0</b>	<b>.000</b>	<b>4-8</b>	<b>.500</b>	<b>10</b>	<b>22</b>	<b>32</b>	<b>2.5</b>	<b>19</b>	<b>10</b>	<b>11</b>	<b>6</b>	<b>5</b>	<b>30</b>	<b>2.3</b>

**Player Averages**

Games Played	Minutes/game	Points/game	FG Pct	3FG Pct	FT Pct	Rebounds/game	Assists/game	Turnovers/game	Assist/Turnover ratio	Steals/game	Blocks/game
13	8.6	2.3	48.1	0.0	50.0	2.5	0.8	0.8	0.9	0.4	0.5



2021-22 Georgia Tech Men's Basketball  
Individual Game-by-Game  
All games

#3 PARHAM, Bubba

Opponent	Date	GS	MIN	Total		3-Pointers		Free throws		Rebounds				PF	A	TO	BLK	STL	PTS	AVG
				FG-FGA	PCT	3FG-3FGA	PCT	FT-FTA	PCT	OFF	DEF	TOT	AVG							
Louisville	01/02/2022		14:39	0-1	.000	0-1	.000	0-0	.000	0	1	1	1.0	1	1	0	0	0	0	0.0
at Duke	01/04/2022		27:00	0-5	.000	0-5	.000	0-0	.000	0	0	0	0.5	1	3	0	0	3	0	0.0
<b>Totals</b>		<b>0</b>	<b>41:39</b>	<b>0-6</b>	<b>.000</b>	<b>0-6</b>	<b>.000</b>	<b>0-0</b>	<b>.000</b>	<b>0</b>	<b>1</b>	<b>1</b>	<b>0.5</b>	<b>2</b>	<b>4</b>	<b>0</b>	<b>0</b>	<b>3</b>	<b>0</b>	<b>0.0</b>

Player Averages

Games Played	Minutes/game	Points/game	FG Pct	3FG Pct	FT Pct	Rebounds/game	Assists/game	Turnovers/game	Assist/Turnover ratio	Steals/game	Blocks/game
2	20.8	0.0	0.0	0.0	0.0	0.5	2.0	0.0	4.0	1.5	0.0



**2021-22 Georgia Tech Men's Basketball  
Individual Game-by-Game  
All games**

**#4 USHER, Jordan**

Opponent	Date	GS	MIN	Total		3-Pointers		Free throws		Rebounds				PF	A	TO	BLK	STL	PTS	AVG
				FG-FGA	PCT	3FG-3FGA	PCT	FT-FTA	PCT	OFF	DEF	TOT	AVG							
Miami (OH)	11/09/2021	*	36:06	4-12	.333	0-4	.000	4-4	1.000	0	9	9	9.0	5	3	3	1	1	12	12.0
Stetson	11/12/2021	*	30:01	7-10	.700	0-0	.000	0-2	.000	2	9	11	10.0	2	5	4	0	1	14	13.0
Lamar University	11/15/2021	*	31:55	6-16	.375	1-5	.200	2-4	.500	4	4	8	9.3	3	3	4	0	1	15	13.7
at Georgia	11/19/2021	*	35:49	9-14	.643	1-3	.333	2-2	1.000	0	4	4	8.0	3	2	2	2	1	21	15.5
Charleston So.	11/22/2021	*	35:26	9-15	.600	3-4	.750	3-4	.750	1	9	10	8.4	0	3	1	0	1	24	17.2
Ga. Southern	11/26/2021	*	36:25	4-11	.364	1-5	.200	0-3	.000	1	9	10	8.7	2	2	3	0	1	9	15.8
Wisconsin	12/01/2021	*	28:57	2-7	.286	1-4	.250	0-0	.000	0	2	2	7.7	4	0	2	0	0	5	14.3
North Carolina	12/05/2021	*	23:36	4-10	.400	0-1	.000	0-0	.000	1	2	3	7.1	2	1	2	0	0	8	13.5
vs LSU	12/11/2021	*	36:29	5-9	.556	1-4	.250	4-6	.667	0	6	6	7.0	2	2	6	0	4	15	13.7
vs Southern California	12/18/2021	*	28:59	5-14	.357	1-2	.500	0-0	.000	2	3	5	6.8	3	0	1	0	1	11	13.4
Georgia St.	12/21/2021	*	39:16	8-14	.571	5-6	.833	9-10	.900	2	9	11	7.2	3	0	1	0	3	30	14.9
Louisville	01/02/2022	*	38:13	6-11	.545	3-6	.500	2-2	1.000	1	5	6	7.1	2	4	2	0	2	17	15.1
at Duke	01/04/2022	*	33:34	4-9	.444	0-0	.000	3-4	.750	2	2	4	6.8	3	1	2	0	1	11	14.8
Notre Dame	01/08/2022	*	40:04	7-17	.412	2-7	.286	0-0	.000	1	13	14	7.4	2	6	5	0	0	16	14.9
at Boston College	01/12/2022	*	27:17	6-12	.500	1-4	.250	1-4	.250	1	4	5	7.2	5	4	3	0	2	14	14.8
at North Carolina	01/15/2022	*	29:54	9-16	.563	1-3	.333	3-3	1.000	0	7	7	7.2	4	3	1	0	2	22	15.3
Wake Forest	01/19/2022	*	22:40	5-10	.500	1-4	.250	2-6	.333	2	3	5	7.1	2	0	2	0	2	13	15.1
<b>Totals</b>			<b>17 554:41</b>	<b>100-207</b>	<b>.483</b>	<b>22-62</b>	<b>.355</b>	<b>35-54</b>	<b>.648</b>	<b>20</b>	<b>100</b>	<b>120</b>	<b>7.1</b>	<b>47</b>	<b>39</b>	<b>44</b>	<b>3</b>	<b>23</b>	<b>257</b>	<b>15.1</b>

**Player Averages**

Games Played	Minutes/ game	Points/ game	FG Pct	3FG Pct	FT Pct	Rebounds/ game	Assists/ game	Turnovers/ game	Assist/Turnover ratio	Steals/ game	Blocks/ game
17	32.6	15.1	48.3	35.5	64.8	7.1	2.3	2.6	0.9	1.4	0.2





**2021-22 Georgia Tech Men's Basketball  
Individual Game-by-Game  
All games**

**#5 SMITH, Deivon**

Opponent	Date	GS	MIN	Total		3-Pointers		Free throws		Rebounds				PF	A	TO	BLK	STL	PTS	
				FG-FGA	PCT	3FG-3FGA	PCT	FT-FTA	PCT	OFF	DEF	TOT	AVG						6	AVG
Miami (OH)	11/09/2021		25:12	2-6	.333	0-0	.000	2-4	.500	1	1	2	2.0	4	3	3	0	1	6	6.0
Stetson	11/12/2021		21:29	4-11	.364	1-2	.500	0-0	.000	2	2	4	3.0	1	2	1	0	2	9	7.5
Lamar University	11/15/2021		21:40	2-6	.333	1-1	1.000	0-0	.000	0	2	2	2.7	3	5	1	0	0	5	6.7
at Georgia	11/19/2021		21:59	3-6	.500	1-2	.500	0-0	.000	1	2	3	2.8	4	4	2	0	2	7	6.8
Charleston So.	11/22/2021	*	30:05	4-12	.333	0-1	.000	3-5	.600	1	2	3	2.8	3	2	0	0	1	11	7.6
Wisconsin	12/01/2021		26:18	4-10	.400	0-0	.000	1-1	1.000	3	8	11	4.2	3	0	1	0	1	9	7.8
North Carolina	12/05/2021		15:31	2-6	.333	0-0	.000	0-0	.000	1	1	2	3.9	0	4	3	1	0	4	7.3
vs LSU	12/11/2021	*	20:04	0-6	.000	0-3	.000	0-0	.000	0	1	1	3.5	4	0	3	0	2	0	6.4
vs Southern California	12/18/2021	*	22:25	2-5	.400	0-2	.000	0-0	.000	0	5	5	3.7	2	1	1	0	2	4	6.1
Georgia St.	12/21/2021	*	20:49	2-5	.400	0-0	.000	0-0	.000	0	3	3	3.6	2	2	6	0	1	4	5.9
Louisville	01/02/2022	*	10:46	0-5	.000	0-0	.000	0-0	.000	1	0	1	3.4	1	0	0	0	0	0	5.4
Notre Dame	01/08/2022		07:02	1-3	.333	0-0	.000	0-0	.000	1	2	3	3.3	0	0	1	0	0	2	5.1
at Boston College	01/12/2022		24:17	3-4	.750	0-1	.000	3-4	.750	2	3	5	3.5	2	3	3	2	1	9	5.4
at North Carolina	01/15/2022		24:13	7-11	.636	1-1	1.000	1-4	.250	0	1	1	3.3	3	3	0	0	2	16	6.1
Wake Forest	01/19/2022		15:18	1-1	1.000	0-0	.000	0-0	.000	0	2	2	3.2	1	3	4	0	0	2	5.9
<b>Totals</b>		<b>5</b>	<b>307:07</b>	<b>37-97</b>	<b>.381</b>	<b>4-13</b>	<b>.308</b>	<b>10-18</b>	<b>.556</b>	<b>13</b>	<b>35</b>	<b>48</b>	<b>3.2</b>	<b>33</b>	<b>32</b>	<b>29</b>	<b>3</b>	<b>15</b>	<b>88</b>	<b>5.9</b>

**Player Averages**

Games Played	Minutes/game	Points/game	FG Pct	3FG Pct	FT Pct	Rebounds/game	Assists/game	Turnovers/game	Assist/Turnover ratio	Steals/game	Blocks/game
15	20.5	5.9	38.1	30.8	55.6	3.2	2.1	1.9	1.1	1.0	0.2



**2021-22 Georgia Tech Men's Basketball  
Individual Game-by-Game  
All games**

**#10 COLEMAN, Dallan "Deebo"**

Opponent	Date	GS	MIN	Total		3-Pointers		Free throws		Rebounds				PF	A	TO	BLK	STL	PTS	AVG
				FG-FGA	PCT	3FG-3FGA	PCT	FT-FTA	PCT	OFF	DEF	TOT	AVG							
Miami (OH)	11/09/2021		17:08	1-2	.500	0-1	.000	2-2	1.000	0	3	3	3.0	5	0	1	0	0	4	4.0
Stetson	11/12/2021		24:20	4-7	.571	4-6	.667	0-0	.000	0	2	2	2.5	0	1	3	0	0	12	8.0
Lamar University	11/15/2021		30:07	6-8	.750	5-7	.714	2-3	.667	0	2	2	2.3	3	3	0	0	1	19	11.7
at Georgia	11/19/2021		23:25	2-4	.500	1-2	.500	0-0	.000	0	2	2	2.3	2	0	0	0	0	5	10.0
Charleston So.	11/22/2021		16:56	1-3	.333	0-2	.000	1-2	.500	0	1	1	2.0	3	0	2	0	0	3	8.6
Ga. Southern	11/26/2021	*	24:36	1-3	.333	1-2	.500	0-0	.000	0	2	2	2.0	2	0	1	0	0	3	7.7
Wisconsin	12/01/2021		21:47	0-2	.000	0-0	.000	2-2	1.000	2	3	5	2.4	1	1	0	1	3	2	6.9
North Carolina	12/05/2021		25:08	5-7	.714	3-4	.750	0-0	.000	0	1	1	2.3	1	0	0	0	3	13	7.6
vs LSU	12/11/2021		19:32	1-3	.333	0-1	.000	0-0	.000	1	0	1	2.1	3	1	0	0	1	2	7.0
vs Southern California	12/18/2021		24:19	1-5	.200	1-2	.500	0-0	.000	0	0	0	1.9	2	1	1	0	0	3	6.6
Louisville	01/02/2022		18:14	0-2	.000	0-2	.000	2-2	1.000	0	1	1	1.8	2	0	0	0	1	2	6.2
at Duke	01/04/2022		20:40	1-5	.200	1-2	.500	0-0	.000	0	1	1	1.8	3	0	0	1	0	3	5.9
Notre Dame	01/08/2022		23:29	1-5	.200	1-5	.200	3-4	.750	0	2	2	1.8	2	1	1	0	3	6	5.9
at Boston College	01/12/2022	*	29:32	4-8	.500	3-6	.500	0-0	.000	3	2	5	2.0	4	2	1	0	2	11	6.3
at North Carolina	01/15/2022	*	22:32	1-6	.167	0-2	.000	0-0	.000	0	1	1	1.9	3	0	1	0	0	2	6.0
Wake Forest	01/19/2022		20:48	2-9	.222	1-5	.200	0-0	.000	0	3	3	2.0	0	0	0	0	3	5	5.9
<b>Totals</b>		<b>3</b>	<b>362:32</b>	<b>31-79</b>	<b>.392</b>	<b>21-49</b>	<b>.429</b>	<b>12-15</b>	<b>.800</b>	<b>6</b>	<b>26</b>	<b>32</b>	<b>2.0</b>	<b>36</b>	<b>10</b>	<b>11</b>	<b>2</b>	<b>17</b>	<b>95</b>	<b>5.9</b>

**Player Averages**

Games Played	Minutes/game	Points/game	FG Pct	3FG Pct	FT Pct	Rebounds/game	Assists/game	Turnovers/game	Assist/Turnover ratio	Steals/game	Blocks/game
16	22.7	5.9	39.2	42.9	80.0	2.0	0.6	0.7	0.9	1.1	0.1



**2021-22 Georgia Tech Men's Basketball  
Individual Game-by-Game  
All games**

**#11 MAXWELL, Tristan**

Opponent	Date	GS	MIN	Total		3-Pointers		Free throws		Rebounds				PF	A	TO	BLK	STL	PTS	AVG
				FG-FGA	PCT	3FG-3FGA	PCT	FT-FTA	PCT	OFF	DEF	TOT	AVG							
Georgia St.	12/21/2021		04:23	1-2	.500	0-1	.000	0-0	.000	1	0	1	1.0	0	0	0	0	0	2	2.0
Notre Dame	01/08/2022		13:22	2-6	.333	0-2	.000	0-0	.000	0	0	0	0.5	1	0	0	0	0	4	3.0
at Boston College	01/12/2022		25:56	7-11	.636	7-11	.636	1-2	.500	0	1	1	0.7	3	0	1	0	0	22	9.3
at North Carolina	01/15/2022		23:17	0-6	.000	0-3	.000	0-0	.000	0	2	2	1.0	1	1	1	0	0	0	7.0
Wake Forest	01/19/2022		10:56	1-7	.143	1-3	.333	1-2	.500	1	3	4	1.6	0	1	1	0	1	4	6.4
<b>Totals</b>		<b>0</b>	<b>77:54</b>	<b>11-32</b>	<b>.344</b>	<b>8-20</b>	<b>.400</b>	<b>2-4</b>	<b>.500</b>	<b>2</b>	<b>6</b>	<b>8</b>	<b>1.6</b>	<b>5</b>	<b>2</b>	<b>3</b>	<b>0</b>	<b>1</b>	<b>32</b>	<b>6.4</b>

**Player Averages**

Games Played	Minutes/game	Points/game	FG Pct	3FG Pct	FT Pct	Rebounds/game	Assists/game	Turnovers/game	Assist/Turnover ratio	Steals/game	Blocks/game
5	15.6	6.4	34.4	40.0	50.0	1.6	0.4	0.6	0.7	0.2	0.0



**2021-22 Georgia Tech Men's Basketball  
Individual Game-by-Game  
All games**

**#12 MOORE, Khalid**

Opponent	Date	GS	MIN	Total		3-Pointers		Free throws		Rebounds				PF	A	TO	BLK	STL	PTS	AVG	
				FG-FGA	PCT	3FG-3FGA	PCT	FT-FTA	PCT	OFF	DEF	TOT	AVG								
Miami (OH)	11/09/2021	*	21:31	2-9	.222	0-5	.000	1-1	1.000	2	1	3	3.0	2	1	1	0	3	5	5.0	
Stetson	11/12/2021	*	17:36	2-6	.333	0-1	.000	1-1	1.000	2	1	3	3.0	2	1	3	0	2	5	5.0	
Lamar University	11/15/2021	*	19:59	2-6	.333	1-3	.333	0-0	.000	0	5	5	3.7	2	0	0	0	0	5	5.0	
at Georgia	11/19/2021	*	20:39	0-0	.000	0-0	.000	2-2	1.000	2	3	5	4.0	4	0	2	0	0	2	4.3	
Charleston So.	11/22/2021	*	26:17	2-4	.500	0-0	.000	0-0	.000	3	3	6	4.4	0	0	2	0	2	4	4.2	
Ga. Southern	11/26/2021	*	23:52	1-3	.333	0-0	.000	0-0	.000	1	2	3	4.2	1	0	1	0	0	2	3.8	
Wisconsin	12/01/2021	*	22:24	3-3	1.000	0-0	.000	2-2	1.000	0	2	2	3.9	4	0	0	0	0	8	4.4	
North Carolina	12/05/2021	*	30:18	5-8	.625	2-3	.667	1-2	.500	0	3	3	3.8	1	1	1	1	3	13	5.5	
vs LSU	12/11/2021	*	32:43	3-4	.750	0-1	.000	1-2	.500	3	2	5	3.9	3	0	2	0	1	7	5.7	
vs Southern California	12/18/2021	*	25:13	1-3	.333	0-0	.000	0-0	.000	5	3	8	4.3	4	2	1	0	1	2	5.3	
Georgia St.	12/21/2021	*	33:02	3-7	.429	0-0	.000	5-6	.833	3	3	6	4.5	1	2	1	0	0	11	5.8	
Louisville	01/02/2022	*	28:52	3-5	.600	0-0	.000	0-2	.000	0	4	4	4.4	1	2	1	1	1	6	5.8	
at Duke	01/04/2022	*	23:59	3-9	.333	1-2	.500	0-0	.000	0	2	2	4.2	5	0	0	2	0	7	5.9	
Notre Dame	01/08/2022	*	35:34	3-9	.333	0-2	.000	2-3	.667	2	2	4	4.2	1	0	0	1	0	8	6.1	
at Boston College	01/12/2022	*	21:02	0-3	.000	0-0	.000	2-2	1.000	1	3	4	4.2	4	2	2	0	3	2	5.8	
at North Carolina	01/15/2022	*	22:15	2-3	.667	0-0	.000	1-2	.500	1	1	2	4.1	0	1	2	0	1	5	5.8	
Wake Forest	01/19/2022	*	27:39	1-3	.333	0-1	.000	2-2	1.000	2	1	3	4.0	3	1	0	0	1	4	5.6	
<b>Totals</b>			<b>17</b>	<b>432:55</b>	<b>36-85</b>	<b>.424</b>	<b>4-18</b>	<b>.222</b>	<b>20-27</b>	<b>.741</b>	<b>27</b>	<b>41</b>	<b>68</b>	<b>4.0</b>	<b>38</b>	<b>13</b>	<b>19</b>	<b>5</b>	<b>18</b>	<b>96</b>	<b>5.6</b>

**Player Averages**

Games Played	Minutes/game	Points/game	FG Pct	3FG Pct	FT Pct	Rebounds/game	Assists/game	Turnovers/game	Assist/Turnover ratio	Steals/game	Blocks/game
17	25.5	5.6	42.4	22.2	74.1	4.0	0.8	1.1	0.7	1.1	0.3



2021-22 Georgia Tech Men's Basketball  
Individual Game-by-Game  
All games

#13 KELLY, Miles

Opponent	Date	GS	MIN	Total		3-Pointers		Free throws		Rebounds				PF	A	TO	BLK	STL	PTS	AVG
				FG-FGA	PCT	3FG-3FGA	PCT	FT-FTA	PCT	OFF	DEF	TOT	AVG							
Miami (OH)	11/09/2021		04:15	0-1	.000	0-1	.000	0-0	.000	0	0	0	0.0	1	0	0	0	0	0	0.0
Stetson	11/12/2021		13:55	3-7	.429	1-4	.250	0-0	.000	1	0	1	0.5	0	1	1	0	1	7	3.5
Lamar University	11/15/2021		10:16	3-4	.750	1-2	.500	0-0	.000	0	0	0	0.3	0	1	1	0	0	7	4.7
at Georgia	11/19/2021		13:52	1-2	.500	1-2	.500	1-2	.500	0	3	3	1.0	2	0	1	1	0	4	4.5
Charleston So.	11/22/2021		19:07	4-6	.667	0-2	.000	0-0	.000	0	1	1	1.0	1	2	0	0	2	8	5.2
Ga. Southern	11/26/2021		10:53	0-2	.000	0-2	.000	0-0	.000	1	1	2	1.2	2	0	1	0	0	0	4.3
Wisconsin	12/01/2021		04:31	0-1	.000	0-1	.000	0-0	.000	0	2	2	1.3	1	0	0	0	0	0	3.7
North Carolina	12/05/2021		12:39	0-4	.000	0-2	.000	0-0	.000	0	1	1	1.3	2	0	1	0	0	0	3.3
vs LSU	12/11/2021		09:34	2-4	.500	0-2	.000	0-0	.000	0	0	0	1.1	0	1	1	0	1	4	3.3
vs Southern California	12/18/2021		15:31	1-7	.143	0-3	.000	0-0	.000	0	0	0	1.0	2	0	0	0	0	2	3.2
Georgia St.	12/21/2021		26:15	1-5	.200	1-3	.333	0-0	.000	1	2	3	1.2	0	0	3	0	0	3	3.2
Louisville	01/02/2022		09:35	0-2	.000	0-2	.000	0-0	.000	0	0	0	1.1	3	0	1	0	1	0	2.9
Notre Dame	01/08/2022		05:04	1-3	.333	0-1	.000	0-0	.000	0	1	1	1.1	0	0	0	0	0	2	2.8
at Boston College	01/12/2022		13:52	1-3	.333	0-1	.000	2-2	1.000	0	2	2	1.1	1	1	1	0	0	4	2.9
at North Carolina	01/15/2022		10:58	2-3	.667	1-2	.500	0-0	.000	0	0	0	1.1	0	0	0	0	0	5	3.1
Wake Forest	01/19/2022		10:44	0-0	.000	0-0	.000	1-1	1.000	0	3	3	1.2	0	0	2	1	0	1	2.9
<b>Totals</b>		<b>0</b>	<b>191:01</b>	<b>19-54</b>	<b>.352</b>	<b>5-30</b>	<b>.167</b>	<b>4-5</b>	<b>.800</b>	<b>3</b>	<b>16</b>	<b>19</b>	<b>1.2</b>	<b>15</b>	<b>6</b>	<b>13</b>	<b>2</b>	<b>5</b>	<b>47</b>	<b>2.9</b>

Player Averages

Games Played	Minutes/game	Points/game	FG Pct	3FG Pct	FT Pct	Rebounds/game	Assists/game	Turnovers/game	Assist/Turnover ratio	Steals/game	Blocks/game
16	11.9	2.9	35.2	16.7	80.0	1.2	0.4	0.8	0.5	0.3	0.1



**2021-22 Georgia Tech Men's Basketball  
Individual Game-by-Game  
All games**

**#14 MOORE, Jalon**

Opponent	Date	GS	MIN	Total		3-Pointers		Free throws		Rebounds				PF	A	TO	BLK	STL	PTS	AVG
				FG-FGA	PCT	3FG-3FGA	PCT	FT-FTA	PCT	OFF	DEF	TOT	AVG							
Stetson	11/12/2021		04:16	2-6	.333	0-0	.000	0-0	.000	0	2	2	2.0	1	0	0	0	0	4	4.0
Ga. Southern	11/26/2021		05:34	0-1	.000	0-0	.000	0-2	.000	1	1	2	2.0	0	0	0	1	0	0	2.0
Louisville	01/02/2022		00:42	0-0	.000	0-0	.000	0-0	.000	0	0	0	1.3	0	0	0	0	0	0	1.3
at North Carolina	01/15/2022		03:34	1-1	1.000	0-0	.000	1-1	1.000	0	2	2	1.5	1	0	0	0	0	3	1.8
<b>Totals</b>		<b>0</b>	<b>14:06</b>	<b>3-8</b>	<b>.375</b>	<b>0-0</b>	<b>.000</b>	<b>1-3</b>	<b>.333</b>	<b>1</b>	<b>5</b>	<b>6</b>	<b>1.5</b>	<b>2</b>	<b>0</b>	<b>0</b>	<b>1</b>	<b>0</b>	<b>7</b>	<b>1.8</b>

**Player Averages**

Games Played	Minutes/ game	Points/ game	FG Pct	3FG Pct	FT Pct	Rebounds/ game	Assists/ game	Turnovers/ game	Assist/Turnover ratio	Steals/ game	Blocks/ game
4	3.5	1.8	37.5	0.0	33.3	1.5	0.0	0.0	0.0	0.0	0.3



**2021-22 Georgia Tech Men's Basketball  
Individual Game-by-Game  
All games**

**#23 MEKA, Jordan**

Opponent	Date	GS	MIN	Total		3-Pointers		Free throws		Rebounds				PF	A	TO	BLK	STL	PTS	AVG
				FG-FGA	PCT	3FG-3FGA	PCT	FT-FTA	PCT	OFF	DEF	TOT	AVG							
Stetson	11/12/2021		04:27	0-0	.000	0-0	.000	0-0	.000	0	1	1	1.0	0	0	0	0	0	0	0.0
Lamar University	11/15/2021		04:57	0-1	.000	0-0	.000	0-0	.000	0	1	1	1.0	1	0	0	0	0	0	0.0
Georgia St.	12/21/2021		21:19	0-2	.000	0-0	.000	0-0	.000	1	6	7	3.0	4	2	1	2	0	0	0.0
Louisville	01/02/2022	*	20:15	1-1	1.000	0-0	.000	0-0	.000	2	2	4	3.3	5	1	0	2	0	2	0.5
at Duke	01/04/2022	*	21:24	1-6	.167	0-0	.000	0-0	.000	4	4	8	4.2	3	0	0	3	0	2	0.8
Notre Dame	01/08/2022	*	17:38	0-1	.000	0-0	.000	0-0	.000	2	3	5	4.3	2	0	2	1	0	0	0.7
at Boston College	01/12/2022		01:33	0-0	.000	0-0	.000	0-0	.000	0	0	0	3.7	0	0	0	0	0	0	0.6
<b>Totals</b>		<b>3</b>	<b>91:33</b>	<b>2-11</b>	<b>.182</b>	<b>0-0</b>	<b>.000</b>	<b>0-0</b>	<b>.000</b>	<b>9</b>	<b>17</b>	<b>26</b>	<b>3.7</b>	<b>15</b>	<b>3</b>	<b>3</b>	<b>8</b>	<b>0</b>	<b>4</b>	<b>0.6</b>

**Player Averages**

Games Played	Minutes/game	Points/game	FG Pct	3FG Pct	FT Pct	Rebounds/game	Assists/game	Turnovers/game	Assist/Turnover ratio	Steals/game	Blocks/game
7	13.1	0.6	18.2	0.0	0.0	3.7	0.4	0.4	1.0	0.0	1.1



**2021-22 Georgia Tech Men's Basketball  
Individual Game-by-Game  
All games**

**#24 HOWARD, Rodney**

Opponent	Date	GS	MIN	Total		3-Pointers		Free throws		Rebounds				PF	A	TO	BLK	STL	PTS	AVG	
				FG-FGA	PCT	3FG-3FGA	PCT	FT-FTA	PCT	OFF	DEF	TOT	AVG								
Miami (OH)	11/09/2021	*	30:36	5-7	.714	0-0	.000	0-1	.000	3	11	14	14.0	3	0	2	1	0	10	10.0	
Stetson	11/12/2021	*	25:40	1-1	1.000	0-0	.000	0-0	.000	0	4	4	9.0	2	3	1	1	0	2	6.0	
Lamar University	11/15/2021	*	27:25	4-9	.444	0-0	.000	1-2	.500	3	5	8	8.7	3	3	2	1	0	9	7.0	
at Georgia	11/19/2021	*	25:57	4-8	.500	0-0	.000	0-0	.000	5	2	7	8.3	5	4	1	1	1	8	7.3	
Charleston So.	11/22/2021	*	27:18	6-6	1.000	0-0	.000	0-0	.000	2	4	6	7.8	4	3	3	0	0	12	8.2	
Ga. Southern	11/26/2021	*	35:59	4-7	.571	0-0	.000	2-5	.400	4	2	6	7.5	2	3	1	1	2	10	8.5	
Wisconsin	12/01/2021	*	36:22	2-7	.286	0-0	.000	5-8	.625	3	2	5	7.1	3	1	2	2	0	9	8.6	
North Carolina	12/05/2021	*	30:02	0-0	.000	0-0	.000	0-0	.000	0	2	2	6.5	4	0	2	1	0	0	7.5	
vs LSU	12/11/2021	*	28:22	3-11	.273	0-0	.000	1-2	.500	1	2	3	6.1	4	2	0	4	0	7	7.4	
vs Southern California	12/18/2021	*	19:38	0-0	.000	0-0	.000	1-2	.500	1	2	3	5.8	1	0	2	0	0	1	6.8	
Georgia St.	12/21/2021	*	07:49	0-0	.000	0-0	.000	0-0	.000	1	1	2	5.5	0	1	2	0	0	0	6.2	
Wake Forest	01/19/2022	*	16:25	0-2	.000	0-0	.000	1-2	.500	2	2	4	5.3	0	3	0	1	1	1	5.8	
<b>Totals</b>			<b>11</b>	<b>311:33</b>	<b>29-58</b>	<b>.500</b>	<b>0-0</b>	<b>.000</b>	<b>11-22</b>	<b>.500</b>	<b>25</b>	<b>39</b>	<b>64</b>	<b>5.3</b>	<b>31</b>	<b>23</b>	<b>18</b>	<b>13</b>	<b>4</b>	<b>69</b>	<b>5.8</b>

**Player Averages**

Games Played	Minutes/game	Points/game	FG Pct	3FG Pct	FT Pct	Rebounds/game	Assists/game	Turnovers/game	Assist/Turnover ratio	Steals/game	Blocks/game
12	26.0	5.8	50.0	0.0	50.0	5.3	1.9	1.5	1.3	0.3	1.1





**2021-22 Georgia Tech Men's Basketball  
Player Highs Analysis  
All games**

**Georgia Tech - Individual Game Highs**

<b>POINTS</b>	37		Michael Devoe at Georgia (11/19/2021)
	33		Michael Devoe vs Wisconsin (12/01/2021)
	30		Jordan Usher vs Georgia St. (12/21/2021)
	26		Michael Devoe vs Ga. Southern (11/26/2021)
	26		Michael Devoe vs Miami (OH) (11/09/2021)
<b>FIELD GOALS MADE</b>	14		Michael Devoe at Georgia (11/19/2021)
	11		Michael Devoe vs Wisconsin (12/01/2021)
<b>FIELD GOAL ATTEMPTS</b>	22		Michael Devoe vs Southern California (N) (12/18/2021)
	21		Michael Devoe vs Wake Forest (01/19/2022)
<b>FIELD GOAL PERCENTAGE (min 5 made)</b>	1.000	(6-6)	Rodney Howard vs Charleston So. (11/22/2021)
	.778	(14-18)	Michael Devoe at Georgia (11/19/2021)
<b>3 PT FG MADE</b>	7		Tristan Maxwell at Boston College (01/12/2022)
	5		Jordan Usher vs Georgia St. (12/21/2021)
	5		Michael Devoe vs Wisconsin (12/01/2021)
	5		Michael Devoe vs Ga. Southern (11/26/2021)
	5		Dallan "Deebo" Coleman vs Lamar University (11/15/2021)
<b>3 PT FG ATTEMPTS</b>	11		Tristan Maxwell at Boston College (01/12/2022)
	10		Michael Devoe at Duke (01/04/2022)
	10		Michael Devoe vs Wisconsin (12/01/2021)
<b>3 PT FG PERCENTAGE (min 2 made)</b>	.833	(5-6)	Jordan Usher vs Georgia St. (12/21/2021)
	.800	(4-5)	Michael Devoe at Georgia (11/19/2021)
<b>FREE THROWS MADE</b>	9		Jordan Usher vs Georgia St. (12/21/2021)
	6		Michael Devoe vs Wisconsin (12/01/2021)
	6		Michael Devoe vs Miami (OH) (11/09/2021)
<b>FREE THROW ATTEMPTS</b>	10		Jordan Usher vs Georgia St. (12/21/2021)
	8		Rodney Howard vs Wisconsin (12/01/2021)
	8		Michael Devoe vs Ga. Southern (11/26/2021)
<b>FREE THROW PERCENTAGE (min 3 made)</b>	1.000	(6-6)	Michael Devoe vs Miami (OH) (11/09/2021)
	1.000	(4-4)	Jordan Usher vs Miami (OH) (11/09/2021)
	1.000	(3-3)	Jordan Usher at North Carolina (01/15/2022)
	1.000	(3-3)	Michael Devoe at Boston College (01/12/2022)
	1.000	(3-3)	Michael Devoe vs Notre Dame (01/08/2022)
	1.000	(3-3)	Kyle Sturdivant vs North Carolina (12/05/2021)
<b>REBOUNDS</b>	14		Jordan Usher vs Notre Dame (01/08/2022)
	14		Rodney Howard vs Miami (OH) (11/09/2021)
<b>ASSISTS</b>	7		Michael Devoe vs Stetson (11/12/2021)
	6		Jordan Usher vs Notre Dame (01/08/2022)
	6		Michael Devoe vs Lamar University (11/15/2021)
<b>STEALS</b>	4		Jordan Usher vs LSU (N) (12/11/2021)
	4		Michael Devoe vs North Carolina (12/05/2021)
<b>BLOCKED SHOTS</b>	4		Michael Devoe at Boston College (01/12/2022)
	4		Rodney Howard vs LSU (N) (12/11/2021)
<b>TURNOVERS</b>	6		Michael Devoe at North Carolina (01/15/2022)
	6		Deivon Smith vs Georgia St. (12/21/2021)
	6		Jordan Usher vs LSU (N) (12/11/2021)
<b>FOULS</b>	5		Jordan Usher at Boston College (01/12/2022)
	5		Kyle Sturdivant at Duke (01/04/2022)
	5		Khalid Moore at Duke (01/04/2022)
	5		Jordan Meka vs Louisville (01/02/2022)
	5		Michael Devoe vs Georgia St. (12/21/2021)
	5		Rodney Howard at Georgia (11/19/2021)
	5		Jordan Usher vs Miami (OH) (11/09/2021)
	5		Dallan "Deebo" Coleman vs Miami (OH) (11/09/2021)



**2021-22 Georgia Tech Men's Basketball  
Player Highs Analysis  
All games**

**Opponent - Individual Game Highs**

<b>POINTS</b>	29		Armando Bacot at North Carolina (01/15/2022)
	27		Brad Davison vs Wisconsin (12/01/2021)
	24		Quinten Post at Boston College (01/12/2022)
	23		Tari Eason vs LSU (N) (12/11/2021)
	23		RJ Davis vs North Carolina (12/05/2021)
	23		Mekhi Lairy vs Miami (OH) (11/09/2021)
<b>FIELD GOALS MADE</b>	10		Armando Bacot at North Carolina (01/15/2022)
	10		Quinten Post at Boston College (01/12/2022)
<b>FIELD GOAL ATTEMPTS</b>	21		Blake Wesley vs Notre Dame (01/08/2022)
	19		Mekhi Lairy vs Miami (OH) (11/09/2021)
<b>FIELD GOAL PERCENTAGE (min 5 made)</b>	.889	(8-9)	Paul Atkinson Jr. vs Notre Dame (01/08/2022)
	.833	(5-6)	Dre Davis vs Louisville (01/02/2022)
<b>3 PT FG MADE</b>	5		Brad Davison vs Wisconsin (12/01/2021)
	4		RJ Davis at North Carolina (01/15/2022)
	4		Brevin Galloway at Boston College (01/12/2022)
	4		Corey Allen vs Georgia St. (12/21/2021)
	4		Drew Peterson vs Southern California (N) (12/18/2021)
	4		RJ Davis vs North Carolina (12/05/2021)
	4		Cam Bryant vs Ga. Southern (11/26/2021)
	4		Aaron Cook at Georgia (11/19/2021)
<b>3 PT FG ATTEMPTS</b>	11		Corey Allen vs Georgia St. (12/21/2021)
	11		Tahlik Chavez vs Charleston So. (11/22/2021)
<b>3 PT FG PERCENTAGE (min 2 made)</b>	1.000	(2-2)	Jabri Abdur-Rahim at Georgia (11/19/2021)
	.750	(3-4)	Ethan Anderson vs Southern California (N) (12/18/2021)
<b>FREE THROWS MADE</b>	9		Armando Bacot at North Carolina (01/15/2022)
	9		Paolo Banchemo at Duke (01/04/2022)
	9		Kane Williams vs Georgia St. (12/21/2021)
<b>FREE THROW ATTEMPTS</b>	16		Paolo Banchemo at Duke (01/04/2022)
	9		Armando Bacot at North Carolina (01/15/2022)
	9		Jeremy Roach at Duke (01/04/2022)
	9		Kane Williams vs Georgia St. (12/21/2021)
<b>FREE THROW PERCENTAGE (min 3 made)</b>	1.000	(9-9)	Armando Bacot at North Carolina (01/15/2022)
	1.000	(9-9)	Kane Williams vs Georgia St. (12/21/2021)
	1.000	(4-4)	Dawson Garcia at North Carolina (01/15/2022)
	1.000	(4-4)	Eric Gaines vs LSU (N) (12/11/2021)
	1.000	(4-4)	Chucky Hepburn vs Wisconsin (12/01/2021)
	1.000	(4-4)	Sadarius Bowser vs Charleston So. (11/22/2021)
	1.000	(4-4)	Davion Buster vs Lamar University (11/15/2021)
	1.000	(3-3)	Matt Cross vs Louisville (01/02/2022)
	1.000	(3-3)	RJ Davis vs North Carolina (12/05/2021)
1.000	(3-3)	Jailyn Ingram at Georgia (11/19/2021)	
<b>REBOUNDS</b>	14		Mark Williams at Duke (01/04/2022)
	13		Armando Bacot vs North Carolina (12/05/2021)
<b>ASSISTS</b>	9		Alondes Williams vs Wake Forest (01/19/2022)
	9		Jake LaRavia vs Wake Forest (01/19/2022)
	9		Prentiss Hubb vs Notre Dame (01/08/2022)



2021-22 Georgia Tech Men's Basketball  
Player Highs Analysis  
All games

**Opponent - Individual Game Highs**

<b>STEALS</b>	3	Dallas Walton vs Wake Forest (01/19/2022)
	3	Blake Wesley vs Notre Dame (01/08/2022)
	3	Cormac Ryan vs Notre Dame (01/08/2022)
	3	Jarrold West vs Louisville (01/02/2022)
	3	Evan Johnson vs Georgia St. (12/21/2021)
	3	Jalen Thomas vs Georgia St. (12/21/2021)
	3	Caleb Love vs North Carolina (12/05/2021)
	3	Davion Buster vs Lamar University (11/15/2021)
	3	Chase Johnston vs Stetson (11/12/2021)
	3	Stephan Swenson vs Stetson (11/12/2021)
<b>BLOCKED SHOTS</b>	4	Jalen Thomas vs Georgia St. (12/21/2021)
	4	Alex Fudge vs LSU (N) (12/11/2021)
<b>TURNOVERS</b>	6	Caleb Love at North Carolina (01/15/2022)
	6	Jaeden Zackery at Boston College (01/12/2022)
<b>FOULS</b>	5	Nelson Phillips vs Georgia St. (12/21/2021)
	5	Ja'Heim Hudson vs Georgia St. (12/21/2021)
	5	Jailyn Ingram at Georgia (11/19/2021)



**2021-22 Georgia Tech Men's Basketball  
Team High/Low Analysis  
All games**

**Georgia Tech - Game Highs**

<b>POINTS</b>	88		at Georgia (11/19/2021)
	85		Charleston So. (11/22/2021)
	81		at Boston College (01/12/2022)
	77		Stetson (11/12/2021)
	75		Lamar University (11/15/2021)
<b>FIELD GOALS MADE</b>	35		Charleston So. (11/22/2021)
	34		at Georgia (11/19/2021)
<b>FIELD GOAL ATTEMPTS</b>	67		Notre Dame (01/08/2022)
	65		Wake Forest (01/19/2022)
<b>FIELD GOAL PERCENTAGE</b>	.607	(34-56)	at Georgia (11/19/2021)
	.565	(35-62)	Charleston So. (11/22/2021)
<b>3 PT FG MADE</b>	12		Lamar University (11/15/2021)
	11		at Boston College (01/12/2022)
<b>3 PT FG ATTEMPTS</b>	27		Notre Dame (01/08/2022)
	25		at Boston College (01/12/2022)
	25		Lamar University (11/15/2021)
<b>3 PT FG PERCENTAGE</b>	.533	(8-15)	at Georgia (11/19/2021)
	.480	(12-25)	Lamar University (11/15/2021)
<b>FREE THROWS MADE</b>	19		Georgia St. (12/21/2021)
	17		Miami (OH) (11/09/2021)
<b>FREE THROW ATTEMPTS</b>	24		Georgia St. (12/21/2021)
	24		Ga. Southern (11/26/2021)
<b>FREE THROW PERCENTAGE</b>	.857	(6-7)	North Carolina (12/05/2021)
	.850	(17-20)	Miami (OH) (11/09/2021)
<b>REBOUNDS</b>	51		Georgia St. (12/21/2021)
	44		Miami (OH) (11/09/2021)
<b>ASSISTS</b>	22		Lamar University (11/15/2021)
	22		Stetson (11/12/2021)
<b>STEALS</b>	11		Wake Forest (01/19/2022)
	11		North Carolina (12/05/2021)
<b>BLOCKED SHOTS</b>	7		at Duke (01/04/2022)
	6		at Boston College (01/12/2022)
<b>TURNOVERS</b>	24		vs LSU (N) (12/11/2021)
	23		Georgia St. (12/21/2021)
<b>FOULS</b>	27		at Duke (01/04/2022)
	24		at Georgia (11/19/2021)



**2021-22 Georgia Tech Men's Basketball  
Team High/Low Analysis  
All games**

**Opponent - Game Highs**

<b>POINTS</b>	88		at North Carolina (01/15/2022)
	80		Wake Forest (01/19/2022)
	79		North Carolina (12/05/2021)
	78		at Georgia (11/19/2021)
	76		at Boston College (01/12/2022)
<b>FIELD GOALS MADE</b>	33		Wake Forest (01/19/2022)
	31		Notre Dame (01/08/2022)
	31		North Carolina (12/05/2021)
<b>FIELD GOAL ATTEMPTS</b>	71		Georgia St. (12/21/2021)
	66		Notre Dame (01/08/2022)
<b>FIELD GOAL PERCENTAGE</b>	.569	(33-58)	Wake Forest (01/19/2022)
	.564	(31-55)	North Carolina (12/05/2021)
<b>3 PT FG MADE</b>	10		North Carolina (12/05/2021)
	9		at North Carolina (01/15/2022)
	9		vs Southern California (N) (12/18/2021)
	9		Wisconsin (12/01/2021)
<b>3 PT FG ATTEMPTS</b>	31		Miami (OH) (11/09/2021)
	27		Stetson (11/12/2021)
<b>3 PT FG PERCENTAGE</b>	.588	(10-17)	North Carolina (12/05/2021)
	.474	(9-19)	vs Southern California (N) (12/18/2021)
<b>FREE THROWS MADE</b>	26		at Duke (01/04/2022)
	19		at North Carolina (01/15/2022)
<b>FREE THROW ATTEMPTS</b>	40		at Duke (01/04/2022)
	24		vs LSU (N) (12/11/2021)
	24		at Georgia (11/19/2021)
<b>FREE THROW PERCENTAGE</b>	.905	(19-21)	at North Carolina (01/15/2022)
	.875	(7-8)	North Carolina (12/05/2021)
<b>REBOUNDS</b>	48		at Duke (01/04/2022)
	42		at North Carolina (01/15/2022)
	42		vs Southern California (N) (12/18/2021)
	42		vs LSU (N) (12/11/2021)
<b>ASSISTS</b>	23		Wake Forest (01/19/2022)
	21		North Carolina (12/05/2021)
<b>STEALS</b>	12		Georgia St. (12/21/2021)
	11		Notre Dame (01/08/2022)
	11		vs LSU (N) (12/11/2021)
	11		Stetson (11/12/2021)
<b>BLOCKED SHOTS</b>	8		Wake Forest (01/19/2022)
	8		at Duke (01/04/2022)
<b>TURNOVERS</b>	21		vs LSU (N) (12/11/2021)
	18		Wake Forest (01/19/2022)
<b>FOULS</b>	22		Ga. Southern (11/26/2021)
	20		Georgia St. (12/21/2021)



**2021-22 Georgia Tech Men's Basketball  
Team High/Low Analysis  
All games**

**Georgia Tech - Game Lows**

<b>POINTS</b>	53		vs Southern California (N) (12/18/2021)
	53		vs LSU (N) (12/11/2021)
	57		at Duke (01/04/2022)
	61		Ga. Southern (11/26/2021)
	62		North Carolina (12/05/2021)
<b>FIELD GOALS MADE</b>	20		vs LSU (N) (12/11/2021)
	21		at Duke (01/04/2022)
	21		vs Southern California (N) (12/18/2021)
	21		Ga. Southern (11/26/2021)
<b>FIELD GOAL ATTEMPTS</b>	48		vs LSU (N) (12/11/2021)
	51		Ga. Southern (11/26/2021)
<b>FIELD GOAL PERCENTAGE</b>	.328	(21-64)	at Duke (01/04/2022)
	.328	(21-64)	vs Southern California (N) (12/18/2021)
<b>3 PT FG MADE</b>	3		at North Carolina (01/15/2022)
	3		vs LSU (N) (12/11/2021)
<b>3 PT FG ATTEMPTS</b>	11		Charleston So. (11/22/2021)
	14		at North Carolina (01/15/2022)
<b>3 PT FG PERCENTAGE</b>	.200	(3-15)	vs LSU (N) (12/11/2021)
	.214	(3-14)	at North Carolina (01/15/2022)
<b>FREE THROWS MADE</b>	2		Stetson (11/12/2021)
	6		vs Southern California (N) (12/18/2021)
	6		North Carolina (12/05/2021)
<b>FREE THROW ATTEMPTS</b>	7		North Carolina (12/05/2021)
	7		Stetson (11/12/2021)
<b>FREE THROW PERCENTAGE</b>	.286	(2-7)	Stetson (11/12/2021)
	.500	(12-24)	Ga. Southern (11/26/2021)
<b>REBOUNDS</b>	21		North Carolina (12/05/2021)
	25		Louisville (01/02/2022)
<b>ASSISTS</b>	5		vs Southern California (N) (12/18/2021)
	7		Wisconsin (12/01/2021)
<b>STEALS</b>	3		Lamar University (11/15/2021)
	5		at Duke (01/04/2022)
	5		Wisconsin (12/01/2021)
<b>BLOCKED SHOTS</b>	1		at North Carolina (01/15/2022)
	1		vs Southern California (N) (12/18/2021)
	1		Lamar University (11/15/2021)
	1		Stetson (11/12/2021)
<b>TURNOVERS</b>	7		vs Southern California (N) (12/18/2021)
	9		at Duke (01/04/2022)
	9		Louisville (01/02/2022)
<b>FOULS</b>	10		Wake Forest (01/19/2022)
	12		Notre Dame (01/08/2022)



**2021-22 Georgia Tech Men's Basketball  
Team High/Low Analysis  
All games**

**Opponent - Game Lows**

<b>POINTS</b>	52		Stetson (11/12/2021)
	59		Ga. Southern (11/26/2021)
	62		Georgia St. (12/21/2021)
	66		Lamar University (11/15/2021)
	67		Louisville (01/02/2022)
	67		vs Southern California (N) (12/18/2021)
<b>FIELD GOALS MADE</b>	19		at Duke (01/04/2022)
	20		Georgia St. (12/21/2021)
<b>FIELD GOAL ATTEMPTS</b>	50		Louisville (01/02/2022)
	51		at Duke (01/04/2022)
<b>FIELD GOAL PERCENTAGE</b>	.282	(20-71)	Georgia St. (12/21/2021)
	.350	(21-60)	Stetson (11/12/2021)
<b>3 PT FG MADE</b>	3		vs LSU (N) (12/11/2021)
	5		at Duke (01/04/2022)
	5		Louisville (01/02/2022)
	5		Ga. Southern (11/26/2021)
	5		Lamar University (11/15/2021)
<b>3 PT FG ATTEMPTS</b>	16		at Duke (01/04/2022)
	17		North Carolina (12/05/2021)
	17		at Georgia (11/19/2021)
<b>3 PT FG PERCENTAGE</b>	.158	(3-19)	vs LSU (N) (12/11/2021)
	.194	(6-31)	Miami (OH) (11/09/2021)
<b>FREE THROWS MADE</b>	3		Notre Dame (01/08/2022)
	4		Stetson (11/12/2021)
<b>FREE THROW ATTEMPTS</b>	6		Notre Dame (01/08/2022)
	7		Wake Forest (01/19/2022)
	7		Stetson (11/12/2021)
<b>FREE THROW PERCENTAGE</b>	.462	(6-13)	Ga. Southern (11/26/2021)
	.500	(12-24)	at Georgia (11/19/2021)
	.500	(3-6)	Notre Dame (01/08/2022)
<b>REBOUNDS</b>	26		at Georgia (11/19/2021)
	28		Wisconsin (12/01/2021)
<b>ASSISTS</b>	9		Miami (OH) (11/09/2021)
	11		at Duke (01/04/2022)
	11		Georgia St. (12/21/2021)
<b>STEALS</b>	1		vs Southern California (N) (12/18/2021)
	3		at North Carolina (01/15/2022)
	3		at Duke (01/04/2022)
<b>BLOCKED SHOTS</b>	1		at North Carolina (01/15/2022)
	1		at Boston College (01/12/2022)
	1		Charleston So. (11/22/2021)
	1		at Georgia (11/19/2021)
<b>TURNOVERS</b>	8		Wisconsin (12/01/2021)
	8		Lamar University (11/15/2021)
	8		Miami (OH) (11/09/2021)
<b>FOULS</b>	7		vs Southern California (N) (12/18/2021)
	9		Stetson (11/12/2021)



**Georgia Tech Men's Basketball  
Individual Career Summaries  
All games**

**BOYD, Coleman**

				Field Goals		3-Point		F-Throws		Rebounds									Scoring	
SEASON	TEAM	GP-GS	MIN/AVG	FG-FGA	FG%	3FG-3FGA	3FG%	FT-FTA	FT%	OFF	DEF	TOT	AVG	PF-FO	A	TO	BLK	STL	PTS	AVG
2019-20	GaTech	4-0	7/1.8	2-5	.400	1-4	.250	0-0	.000	0	2	2	0.5	1-0	3	0	0	1	5	1.3
2020-21	GaTech	2-0	2/1.0	0-0	.000	0-0	.000	0-0	.000	0	0	0	0.0	0-0	0	0	0	0	0	0.0
<b>TOTAL</b>		<b>6-0</b>	<b>9/1.5</b>	<b>2-5</b>	<b>.400</b>	<b>1-4</b>	<b>.250</b>	<b>0-0</b>	<b>.000</b>	<b>0</b>	<b>2</b>	<b>2</b>	<b>0.3</b>	<b>1-0</b>	<b>3</b>	<b>0</b>	<b>0</b>	<b>1</b>	<b>5</b>	<b>0.8</b>

**Single Game Highs**

Statistic	Value	
Points	3	vs Morehouse 01/28/20
Rebounds	1	vs Elon 11/11/19, vs Virginia Tech 02/04/20
Assists	2	vs Morehouse 01/28/20
Steals	1	vs Morehouse 01/28/20
FG Made	1	vs Morehouse 01/28/20, at Hawaii 12/25/19
FG Attempts	3	vs Morehouse 01/28/20
3FG Made	1	vs Morehouse 01/28/20
3FG Attempts	3	vs Morehouse 01/28/20

**COLEMAN, Dallan "deebo"**

				Field Goals		3-Point		F-Throws		Rebounds									Scoring	
SEASON	TEAM	GP-GS	MIN/AVG	FG-FGA	FG%	3FG-3FGA	3FG%	FT-FTA	FT%	OFF	DEF	TOT	AVG	PF-FO	A	TO	BLK	STL	PTS	AVG
2021-22	GaTech	16-3	363/22.7	31-79	.392	21-49	.429	12-15	.800	6	26	32	2.0	36-1	10	11	2	17	95	5.9
<b>TOTAL</b>		<b>16-3</b>	<b>363/22.7</b>	<b>31-79</b>	<b>.392</b>	<b>21-49</b>	<b>.429</b>	<b>12-15</b>	<b>.800</b>	<b>6</b>	<b>26</b>	<b>32</b>	<b>2.0</b>	<b>36-1</b>	<b>10</b>	<b>11</b>	<b>2</b>	<b>17</b>	<b>95</b>	<b>5.9</b>

**Single Game Highs**

Statistic	Value	
Points	19	vs Lamar University 11/15/21
Rebounds	5	vs Wisconsin 12/01/21, at Boston College 01/12/22
Assists	3	vs Lamar University 11/15/21
Steals	3	4 times
Blocks	1	vs Wisconsin 12/01/21, at Duke 01/04/22
FG Made	6	vs Lamar University 11/15/21
FG Attempts	9	vs Wake Forest 01/19/22
3FG Made	5	vs Lamar University 11/15/21
3FG Attempts	7	vs Lamar University 11/15/21
FT Made	3	vs Notre Dame 01/08/22
FT Attempts	4	vs Notre Dame 01/08/22





**Georgia Tech Men's Basketball  
Individual Career Summaries  
All games**

**DEVOE, Michael**

SEASON	TEAM	GP-GS	MIN/AVG	Field Goals		3-Point		F-Throws		Rebounds				Scoring						
				FG-FGA	FG%	3FG-3FGA	3FG%	FT-FTA	FT%	OFF	DEF	TOT	AVG	PF-FO	A	TO	BLK	STL	PTS	AVG
2018-19	GaTech	32-23	1030/32.2	101-251	.402	42-107	.393	66-93	.710	13	93	106	3.3	57-1	81	71	16	44	310	9.7
2019-20	GaTech	28-28	984/35.1	157-330	.476	53-124	.427	81-108	.750	11	99	110	3.9	68-2	96	95	3	34	448	16.0
2020-21	GaTech	26-26	903/34.7	136-298	.456	58-145	.400	61-81	.753	18	94	112	4.3	44-0	87	68	7	33	391	15.0
2021-22	GaTech	16-15	561/35.1	111-232	.478	38-98	.388	51-67	.761	12	69	81	5.1	35-1	47	48	8	26	311	19.4
<b>TOTAL</b>		<b>102-92</b>	<b>3478/34.1</b>	<b>505-1111</b>	<b>.455</b>	<b>191-474</b>	<b>.403</b>	<b>259-349</b>	<b>.742</b>	<b>54</b>	<b>355</b>	<b>409</b>	<b>4.0</b>	<b>204-4</b>	<b>311</b>	<b>282</b>	<b>34</b>	<b>137</b>	<b>1460</b>	<b>14.3</b>

**Single Game Highs**

Statistic	Value	
Points	37	at Georgia 11/19/21
Rebounds	13	vs Georgia St. 11/25/20
Assists	8	vs Clemson 02/25/20, vs Florida A&M 12/18/20
Steals	5	at Clemson 02/12/21
Blocks	4	at Boston College 01/12/22
FG Made	14	at Georgia 11/19/21
FG Attempts	25	vs Georgia St. 11/25/20
3FG Made	7	at Miami (FL) 02/20/21
3FG Attempts	12	vs Georgia St. 11/25/20
FT Made	8	vs Florida St. 01/30/21, vs Duke 03/02/21, at Clemson 02/12/21
FT Attempts	12	vs Florida St. 01/30/21

**GIGIBERIA, Saba**

SEASON	TEAM	GP-GS	MIN/AVG	Field Goals		3-Point		F-Throws		Rebounds				Scoring						
				FG-FGA	FG%	3FG-3FGA	3FG%	FT-FTA	FT%	OFF	DEF	TOT	AVG	PF-FO	A	TO	BLK	STL	PTS	AVG
2020-21	GaTech	8-0	33/4.1	4-11	.364	1-2	.500	0-1	.000	4	10	14	1.8	10-0	2	2	0	0	9	1.1
2021-22	GaTech	13-1	111/8.6	13-27	.481	0-0	.000	4-8	.500	10	22	32	2.5	19-0	10	11	6	5	30	2.3
<b>TOTAL</b>		<b>21-1</b>	<b>144/6.9</b>	<b>17-38</b>	<b>.447</b>	<b>1-2</b>	<b>.500</b>	<b>4-9</b>	<b>.444</b>	<b>14</b>	<b>32</b>	<b>46</b>	<b>2.2</b>	<b>29-0</b>	<b>12</b>	<b>13</b>	<b>6</b>	<b>5</b>	<b>39</b>	<b>1.9</b>

**Single Game Highs**

Statistic	Value	
Points	8	vs Wake Forest 01/19/22
Rebounds	6	vs Delaware St. 12/20/20, at Duke 01/04/22
Assists	3	vs Charleston So. 11/22/21, vs Wake Forest 01/19/22
Steals	2	at North Carolina 01/15/22
Blocks	2	vs Charleston So. 11/22/21, vs Georgia St. 12/21/21
FG Made	4	vs Wake Forest 01/19/22
FG Attempts	8	vs Wake Forest 01/19/22
3FG Made	1	vs Clemson 01/20/21
3FG Attempts	1	vs Delaware St. 12/20/20, vs Clemson 01/20/21
FT Made	2	vs Charleston So. 11/22/21, at Duke 01/04/22
FT Attempts	4	at Duke 01/04/22



**HOWARD, Rodney**

				Field Goals		3-Point		F-Throws		Rebounds									Scoring	
SEASON	TEAM	GP-GS	MIN/AVG	FG-FGA	FG%	3FG-3FGA	3FG%	FT-FTA	FT%	OFF	DEF	TOT	AVG	PF-FO	A	TO	BLK	STL	PTS	AVG
2019-20	UGa	24-2	174/7.2	13-23	.565	0-0	.000	5-18	.278	15	20	35	1.5	31-0	3	10	15	2	31	1.3
2020-21	GaTech	19-2	143/7.6	13-25	.520	0-0	.000	5-7	.714	5	21	26	1.4	28-0	3	4	8	3	31	1.6
2021-22	GaTech	12-11	312/26.0	29-58	.500	0-0	.000	11-22	.500	25	39	64	5.3	31-1	23	18	13	4	69	5.8
<b>TOTAL FOR GaTech</b>		<b>31-13</b>	<b>455/14.7</b>	<b>42-83</b>	<b>.506</b>	<b>0-0</b>	<b>.000</b>	<b>16-29</b>	<b>.552</b>	<b>30</b>	<b>60</b>	<b>90</b>	<b>2.9</b>	<b>59-1</b>	<b>26</b>	<b>22</b>	<b>21</b>	<b>7</b>	<b>100</b>	<b>3.2</b>
<b>TOTAL</b>		<b>55-15</b>	<b>629/11.4</b>	<b>55-106</b>	<b>.519</b>	<b>0-0</b>	<b>.000</b>	<b>21-47</b>	<b>.447</b>	<b>45</b>	<b>80</b>	<b>125</b>	<b>2.3</b>	<b>90-1</b>	<b>29</b>	<b>32</b>	<b>36</b>	<b>9</b>	<b>131</b>	<b>2.4</b>

**Single Game Highs**

Statistic	Value	
Points	12	vs Charleston So. 11/22/21
Rebounds	14	vs Miami (OH) 11/09/21
Assists	4	at Georgia 11/19/21
Steals	2	vs Ga. Southern 11/26/21
Blocks	4	vs N.C. Central 12/04/19, vs LSU 12/11/21
FG Made	6	vs Charleston So. 11/22/21
FG Attempts	11	vs LSU 12/11/21
FT Made	5	vs Wisconsin 12/01/21
FT Attempts	8	vs Wisconsin 12/01/21

**JAMES, Jehloni**

				Field Goals		3-Point		F-Throws		Rebounds									Scoring	
SEASON	TEAM	GP-GS	MIN/AVG	FG-FGA	FG%	3FG-3FGA	3FG%	FT-FTA	FT%	OFF	DEF	TOT	AVG	PF-FO	A	TO	BLK	STL	PTS	AVG
2019-20	GaTech	1-0	1/0.7	1-1	1.000	0-0	.000	0-0	.000	0	0	0	0.0	0-0	0	0	0	0	2	2.0
2020-21	GaTech	4-0	10/2.6	0-0	.000	0-0	.000	0-0	.000	1	3	4	1.0	2-0	0	0	0	0	0	0.0
<b>TOTAL</b>		<b>5-0</b>	<b>11/2.2</b>	<b>1-1</b>	<b>1.000</b>	<b>0-0</b>	<b>.000</b>	<b>0-0</b>	<b>.000</b>	<b>1</b>	<b>3</b>	<b>4</b>	<b>0.8</b>	<b>2-0</b>	<b>0</b>	<b>0</b>	<b>0</b>	<b>0</b>	<b>2</b>	<b>0.4</b>

**Single Game Highs**

Statistic	Value	
Points	2	vs Elon 11/11/19
Rebounds	3	at Miami (FL) 02/20/21
FG Made	1	vs Elon 11/11/19
FG Attempts	1	vs Elon 11/11/19



**Georgia Tech Men's Basketball**  
**Individual Career Summaries**  
**All games**

**KELLY, Miles**

				Field Goals		3-Point		F-Throws		Rebounds									Scoring	
SEASON	TEAM	GP-GS	MIN/AVG	FG-FGA	FG%	3FG-3FGA	3FG%	FT-FTA	FT%	OFF	DEF	TOT	AVG	PF-FO	A	TO	BLK	STL	PTS	AVG
2021-22	GaTech	16-0	191/11.9	19-54	.352	5-30	.167	4-5	.800	3	16	19	1.2	15-0	6	13	2	5	47	2.9
<b>TOTAL</b>		<b>16-0</b>	<b>191/11.9</b>	<b>19-54</b>	<b>.352</b>	<b>5-30</b>	<b>.167</b>	<b>4-5</b>	<b>.800</b>	<b>3</b>	<b>16</b>	<b>19</b>	<b>1.2</b>	<b>15-0</b>	<b>6</b>	<b>13</b>	<b>2</b>	<b>5</b>	<b>47</b>	<b>2.9</b>

**Single Game Highs**

Statistic	Value	
Points	8	vs Charleston So. 11/22/21
Rebounds	3	at Georgia 11/19/21, vs Georgia St. 12/21/21, vs Wake Forest 01/19/22
Assists	2	vs Charleston So. 11/22/21
Steals	2	vs Charleston So. 11/22/21
Blocks	1	at Georgia 11/19/21, vs Wake Forest 01/19/22
FG Made	4	vs Charleston So. 11/22/21
FG Attempts	7	vs Stetson 11/12/21, vs Southern California 12/18/21
3FG Made	1	5 times
3FG Attempts	4	vs Stetson 11/12/21
FT Made	2	at Boston College 01/12/22
FT Attempts	2	at Georgia 11/19/21, at Boston College 01/12/22

**MAXWELL, Tristan**

				Field Goals		3-Point		F-Throws		Rebounds									Scoring	
SEASON	TEAM	GP-GS	MIN/AVG	FG-FGA	FG%	3FG-3FGA	3FG%	FT-FTA	FT%	OFF	DEF	TOT	AVG	PF-FO	A	TO	BLK	STL	PTS	AVG
2020-21	GaTech	1-0	8/8.2	0-2	.000	0-2	.000	3-3	1.000	0	0	0	0.0	0-0	0	0	0	0	3	3.0
2021-22	GaTech	5-0	78/15.6	11-32	.344	8-20	.400	2-4	.500	2	6	8	1.6	5-0	2	3	0	1	32	6.4
<b>TOTAL</b>		<b>6-0</b>	<b>86/14.4</b>	<b>11-34</b>	<b>.324</b>	<b>8-22</b>	<b>.364</b>	<b>5-7</b>	<b>.714</b>	<b>2</b>	<b>6</b>	<b>8</b>	<b>1.3</b>	<b>5-0</b>	<b>2</b>	<b>3</b>	<b>0</b>	<b>1</b>	<b>35</b>	<b>5.8</b>

**Single Game Highs**

Statistic	Value	
Points	22	at Boston College 01/12/22
Rebounds	4	vs Wake Forest 01/19/22
Assists	1	at North Carolina 01/15/22, vs Wake Forest 01/19/22
Steals	1	vs Wake Forest 01/19/22
FG Made	7	at Boston College 01/12/22
FG Attempts	11	at Boston College 01/12/22
3FG Made	7	at Boston College 01/12/22
3FG Attempts	11	at Boston College 01/12/22
FT Made	3	vs Delaware St. 12/20/20
FT Attempts	3	vs Delaware St. 12/20/20



**Georgia Tech Men's Basketball  
Individual Career Summaries  
All games**

**MEKA, Jordan**

				Field Goals		3-Point		F-Throws		Rebounds									Scoring	
SEASON	TEAM	GP-GS	MIN/AVG	FG-FGA	FG%	3FG-3FGA	3FG%	FT-FTA	FT%	OFF	DEF	TOT	AVG	PF-FO	A	TO	BLK	STL	PTS	AVG
2020-21	GaTech	1-0	8/8.1	0-1	.000	0-0	.000	0-0	.000	0	1	1	1.0	0-0	0	0	0	0	0	0
2021-22	GaTech	7-3	92/13.1	2-11	.182	0-0	.000	0-0	.000	9	17	26	3.7	15-1	3	3	8	0	4	0.6
<b>TOTAL</b>		<b>8-3</b>	<b>100/12.5</b>	<b>2-12</b>	<b>.167</b>	<b>0-0</b>	<b>.000</b>	<b>0-0</b>	<b>.000</b>	<b>9</b>	<b>18</b>	<b>27</b>	<b>3.4</b>	<b>15-1</b>	<b>3</b>	<b>3</b>	<b>8</b>	<b>0</b>	<b>4</b>	<b>0.5</b>

**Single Game Highs**

Statistic	Value	
Points	2	vs Louisville 01/02/22, at Duke 01/04/22
Rebounds	8	at Duke 01/04/22
Assists	2	vs Georgia St. 12/21/21
Blocks	3	at Duke 01/04/22
FG Made	1	vs Louisville 01/02/22, at Duke 01/04/22
FG Attempts	6	at Duke 01/04/22

**MOORE, Jalon**

				Field Goals		3-Point		F-Throws		Rebounds									Scoring	
SEASON	TEAM	GP-GS	MIN/AVG	FG-FGA	FG%	3FG-3FGA	3FG%	FT-FTA	FT%	OFF	DEF	TOT	AVG	PF-FO	A	TO	BLK	STL	PTS	AVG
2021-22	GaTech	4-0	14/3.5	3-8	.375	0-0	.000	1-3	.333	1	5	6	1.5	2-0	0	0	1	0	7	1.8
<b>TOTAL</b>		<b>4-0</b>	<b>14/3.5</b>	<b>3-8</b>	<b>.375</b>	<b>0-0</b>	<b>.000</b>	<b>1-3</b>	<b>.333</b>	<b>1</b>	<b>5</b>	<b>6</b>	<b>1.5</b>	<b>2-0</b>	<b>0</b>	<b>0</b>	<b>1</b>	<b>0</b>	<b>7</b>	<b>1.8</b>

**Single Game Highs**

Statistic	Value	
Points	4	vs Stetson 11/12/21
Rebounds	2	vs Stetson 11/12/21, vs Ga. Southern 11/26/21, at North Carolina 01/15/22
Blocks	1	vs Ga. Southern 11/26/21
FG Made	2	vs Stetson 11/12/21
FG Attempts	6	vs Stetson 11/12/21
FT Made	1	at North Carolina 01/15/22
FT Attempts	2	vs Ga. Southern 11/26/21



**Georgia Tech Men's Basketball  
Individual Career Summaries  
All games**

**MOORE, Khalid**

SEASON	TEAM	GP-GS	MIN/AVG	Field Goals		3-Point		F-Throws		Rebounds				Other					Scoring	
				FG-FGA	FG%	3FG-3FGA	3FG%	FT-FTA	FT%	OFF	DEF	TOT	AVG	PF-FO	A	TO	BLK	STL	PTS	AVG
2018-19	GaTech	31-10	509/16.4	40-84	.476	7-22	.318	42-64	.656	5	40	45	1.5	54-1	36	22	2	11	129	4.2
2019-20	GaTech	29-12	491/16.9	31-89	.348	9-27	.333	24-47	.511	15	47	62	2.1	48-3	33	36	4	20	95	3.3
2020-21	GaTech	25-11	598/23.9	41-108	.380	12-53	.226	26-41	.634	16	58	74	3.0	40-0	21	20	12	17	120	4.8
2021-22	GaTech	17-17	433/25.5	36-85	.424	4-18	.222	20-27	.741	27	41	68	4.0	38-1	13	19	5	18	96	5.6
<b>TOTAL</b>		<b>102-50</b>	<b>2031/19.9</b>	<b>148-366</b>	<b>.404</b>	<b>32-120</b>	<b>.267</b>	<b>112-179</b>	<b>.626</b>	<b>63</b>	<b>186</b>	<b>249</b>	<b>2.4</b>	<b>180-5</b>	<b>103</b>	<b>97</b>	<b>23</b>	<b>66</b>	<b>440</b>	<b>4.3</b>

**Single Game Highs**

Statistic	Value	
Points	14	vs Florida A&M 12/09/18
Rebounds	9	vs Elon 11/11/19
Assists	6	vs Syracuse 12/07/19, vs Syracuse 02/27/21
Steals	6	at NC State 11/05/19
Blocks	3	vs Miami (FL) 03/11/21
FG Made	6	vs Florida A&M 12/09/18
FG Attempts	9	6 times
3FG Made	2	7 times
3FG Attempts	6	vs Notre Dame 03/12/19, at Duke 01/26/21, vs Florida St. 03/13/21
FT Made	6	vs Wake Forest 01/05/19
FT Attempts	8	vs Georgia St. 11/25/20



**Georgia Tech Men's Basketball  
Individual Career Summaries  
All games**

**PARHAM, Bubba**

SEASON	TEAM	GP-GS	MIN/AVG	Field Goals		3-Point		F-Throws		Rebounds				Scoring						
				FG-FGA	FG%	3FG-3FGA	3FG%	FT-FTA	FT%	OFF	DEF	TOT	AVG	PF-FO	A	TO	BLK	STL	PTS	AVG
2017-18	VMI	30-30	895/29.8	145-363	.399	58-175	.331	91-114	.798	12	89	101	3.4	67-0	74	83	0	24	439	14.6
2018-19	VMI	32-32	1084/33.9	210-494	.425	116-292	.397	150-189	.794	10	99	109	3.4	60-0	112	82	1	20	686	21.4
2019-20	GaTech	31-6	822/26.5	54-151	.358	26-86	.302	26-30	.867	12	63	75	2.4	85-3	55	42	1	25	160	5.2
2020-21	GaTech	25-14	674/27.0	57-139	.410	31-94	.330	22-27	.815	14	52	66	2.6	61-0	36	13	0	24	167	6.7
2021-22	GaTech	2-0	42/20.8	0-6	.000	0-6	.000	0-0	.000	0	1	1	0.5	2-0	4	0	0	3	0	0.0
<b>TOTAL FOR GaTech</b>		<b>58-20</b>	<b>1537/26.5</b>	<b>111-296</b>	<b>.375</b>	<b>57-186</b>	<b>.306</b>	<b>48-57</b>	<b>.842</b>	<b>26</b>	<b>116</b>	<b>142</b>	<b>2.4</b>	<b>148-3</b>	<b>95</b>	<b>55</b>	<b>1</b>	<b>52</b>	<b>327</b>	<b>5.6</b>
<b>TOTAL</b>		<b>120-82</b>	<b>3517/29.3</b>	<b>466-1153</b>	<b>.404</b>	<b>231-653</b>	<b>.354</b>	<b>289-360</b>	<b>.803</b>	<b>48</b>	<b>304</b>	<b>352</b>	<b>2.9</b>	<b>275-3</b>	<b>281</b>	<b>220</b>	<b>2</b>	<b>96</b>	<b>1452</b>	<b>12.1</b>

**Single Game Highs**

Statistic	Value	
Points	41	vs Western Caro. 03/08/19
Rebounds	9	at Stetson 11/23/18
Assists	9	vs The Citadel 03/02/19
Steals	4	at The Citadel 02/17/18
Blocks	1	vs UNC Greensboro 01/05/19, vs Morehouse 01/28/20
FG Made	13	at Western Caro. 02/23/19
FG Attempts	26	at Western Caro. 02/23/19
3FG Made	10	at Kentucky 11/18/18
3FG Attempts	16	at Kentucky 11/18/18
FT Made	17	vs Western Caro. 03/08/19
FT Attempts	18	vs Western Caro. 03/08/19



**Georgia Tech Men's Basketball  
Individual Career Summaries  
All games**

**SMITH, Deivon**

SEASON	TEAM	GP-GS	MIN/AVG	Field Goals		3-Point		F-Throws		Rebounds				Other				Scoring		
				FG-FGA	FG%	3FG-3FGA	3FG%	FT-FTA	FT%	OFF	DEF	TOT	AVG	PF-FO	A	TO	BLK	STL	PTS	AVG
2020-21	MSU	33-8	749/22.7	65-192	.339	19-68	.279	24-39	.615	13	106	119	3.6	52-1	97	56	9	29	173	5.2
2021-22	GaTech	15-5	307/20.5	37-97	.381	4-13	.308	10-18	.556	13	35	48	3.2	33-0	32	29	3	15	88	5.9
<b>TOTAL FOR GaTech</b>		<b>15-5</b>	<b>307/20.5</b>	<b>37-97</b>	<b>.381</b>	<b>4-13</b>	<b>.308</b>	<b>10-18</b>	<b>.556</b>	<b>13</b>	<b>35</b>	<b>48</b>	<b>3.2</b>	<b>33-0</b>	<b>32</b>	<b>29</b>	<b>3</b>	<b>15</b>	<b>88</b>	<b>5.9</b>
<b>TOTAL</b>		<b>48-13</b>	<b>1056/22.0</b>	<b>102-289</b>	<b>.353</b>	<b>23-81</b>	<b>.284</b>	<b>34-57</b>	<b>.596</b>	<b>26</b>	<b>141</b>	<b>167</b>	<b>3.5</b>	<b>85-1</b>	<b>129</b>	<b>85</b>	<b>12</b>	<b>44</b>	<b>261</b>	<b>5.4</b>

**Single Game Highs**

Statistic	Value	
Points	17	vs Memphis 03/28/21
Rebounds	11	vs Wisconsin 12/01/21
Assists	9	vs Iowa St. 01/30/21
Steals	2	14 times
Blocks	2	at Boston College 01/12/22
FG Made	7	vs Memphis 03/28/21, at North Carolina 01/15/22
FG Attempts	16	vs Memphis 03/28/21
3FG Made	3	at Georgia 12/30/20
3FG Attempts	5	at South Carolina 02/06/21, vs Memphis 03/28/21
FT Made	3	vs Jackson St. 12/08/20, vs Charleston So. 11/22/21, at Boston College 01/12/22
FT Attempts	5	vs Charleston So. 11/22/21

**STURDIVANT, Kyle**

SEASON	TEAM	GP-GS	MIN/AVG	Field Goals		3-Point		F-Throws		Rebounds				Other				Scoring		
				FG-FGA	FG%	3FG-3FGA	3FG%	FT-FTA	FT%	OFF	DEF	TOT	AVG	PF-FO	A	TO	BLK	STL	PTS	AVG
2019-20	USC	21-0	175/8.3	16-46	.348	3-14	.214	8-9	.889	4	20	24	1.1	10-0	25	22	1	5	43	2.0
2020-21	GaTech	26-0	308/11.8	32-74	.432	8-22	.364	18-23	.783	2	22	24	0.9	27-0	27	17	2	6	90	3.5
2021-22	GaTech	17-13	392/23.1	44-103	.427	11-31	.355	25-33	.758	4	33	37	2.2	26-1	30	22	1	11	124	7.3
<b>TOTAL FOR GaTech</b>		<b>43-13</b>	<b>700/16.3</b>	<b>76-177</b>	<b>.429</b>	<b>19-53</b>	<b>.358</b>	<b>43-56</b>	<b>.768</b>	<b>6</b>	<b>55</b>	<b>61</b>	<b>1.4</b>	<b>53-1</b>	<b>57</b>	<b>39</b>	<b>3</b>	<b>17</b>	<b>214</b>	<b>5.0</b>
<b>TOTAL</b>		<b>64-13</b>	<b>875/13.7</b>	<b>92-223</b>	<b>.413</b>	<b>22-67</b>	<b>.328</b>	<b>51-65</b>	<b>.785</b>	<b>10</b>	<b>75</b>	<b>85</b>	<b>1.3</b>	<b>63-1</b>	<b>82</b>	<b>61</b>	<b>4</b>	<b>22</b>	<b>257</b>	<b>4.0</b>

**Single Game Highs**

Statistic	Value	
Points	17	vs Charleston So. 11/22/21
Rebounds	7	vs Georgia St. 12/21/21
Assists	5	vs FGCU 12/29/19
Steals	2	5 times
Blocks	1	4 times
FG Made	7	vs Charleston So. 11/22/21
FG Attempts	13	vs Charleston So. 11/22/21, vs Louisville 01/02/22
3FG Made	2	5 times
3FG Attempts	5	vs Louisville 01/02/22
FT Made	5	vs Florida St. 03/13/21, vs Ga. Southern 11/26/21
FT Attempts	6	vs Florida St. 03/13/21, vs Ga. Southern 11/26/21



**Georgia Tech Men's Basketball  
Individual Career Summaries  
All games**

**USHER, Jordan**

SEASON	TEAM	GP-GS	MIN/AVG	Field Goals		3-Point		F-Throws		Rebounds				Scoring						
				FG-FGA	FG%	3FG-3FGA	3FG%	FT-FTA	FT%	OFF	DEF	TOT	AVG	PF-FO	A	TO	BLK	STL	PTS	AVG
2017-18	USC	36-2	509/14.1	60-135	.444	27-66	.409	24-32	.750	21	50	71	2.0	65-0	34	25	4	18	171	4.8
2018-19	USC	12-2	290/24.2	38-84	.452	8-28	.286	19-27	.704	10	34	44	3.7	36-1	20	20	3	4	103	8.6
2019-20	GaTech	23-23	612/26.6	69-171	.404	9-44	.205	41-54	.759	17	84	101	4.4	58-1	49	58	6	18	188	8.2
2020-21	GaTech	26-26	766/29.4	121-242	.500	24-84	.286	36-54	.667	15	94	109	4.2	73-1	72	58	19	42	302	11.6
2021-22	GaTech	17-17	555/32.6	100-207	.483	22-62	.355	35-54	.648	20	100	120	7.1	47-2	39	44	3	23	257	15.1
<b>TOTAL FOR GaTech</b>		<b>66-66</b>	<b>1933/29.3</b>	<b>290-620</b>	<b>.468</b>	<b>55-190</b>	<b>.289</b>	<b>112-162</b>	<b>.691</b>	<b>52</b>	<b>278</b>	<b>330</b>	<b>5.0</b>	<b>178-4</b>	<b>160</b>	<b>160</b>	<b>28</b>	<b>83</b>	<b>747</b>	<b>11.3</b>
<b>TOTAL</b>		<b>114-70</b>	<b>2732/24.0</b>	<b>388-839</b>	<b>.462</b>	<b>90-284</b>	<b>.317</b>	<b>155-221</b>	<b>.701</b>	<b>83</b>	<b>362</b>	<b>445</b>	<b>3.9</b>	<b>279-5</b>	<b>214</b>	<b>205</b>	<b>35</b>	<b>105</b>	<b>1021</b>	<b>9.0</b>

**Single Game Highs**

Statistic	Value	
Points	30	vs Georgia St. 12/21/21
Rebounds	14	vs Notre Dame 01/08/22
Assists	7	vs Syracuse 02/27/21
Steals	4	5 times
Blocks	4	vs Wake Forest 01/03/21
FG Made	9	at Georgia 11/19/21, vs Charleston So. 11/22/21, at North Carolina 01/15/22
FG Attempts	17	vs Notre Dame 01/08/22
3FG Made	5	vs Clemson 01/20/21, vs Georgia St. 12/21/21
3FG Attempts	9	vs Western Ky. 03/19/18
FT Made	9	vs Georgia St. 12/21/21
FT Attempts	10	vs Georgia St. 12/21/21



# 2021-22 BOX SCORES

**Official Basketball Box Score - Final**  
**Miami (OH) at Georgia Tech**  
 11/09/21 McCamish Pavilion, Atlanta  
 2021-22 Men's Basketball  
 Game Time: 7:30 PM  
 Game Duration: 2:07  
 Attendance: 4,221  
 Officials: Ron Groover, Tony Henderson, Jemel Spearman

NO. Name	Min	FG		3P		FT		Rebounds		Fouls		TP	AS	TO	ST	Blocks		+/-
		M/A	M/A	M/A	M/A	OR	DR	OR	DR	PF	FF					BS	BA	
5 Precious Ayah	F 25:46	4-4	0-0	2-4	1-1	2-3	4-4	10	1	0	2	1	0	14				
13 Dalonte Brown	F 33:32	2-9	2-5	6-7	1-8	9-9	3-3	12	1	4	0	1	1	11				
2 Mekhi Lary	G 32:48	9-19	3-9	2-3	1-2	1-5	2-3	22	1	0	1	0	3					
3 Dae Da Grant	G 27:57	6-15	1-8	2-2	0-5	5-1	2-15	22	2	1	0	0	3					
22 Myja White	G 32:03	1-4	0-3	0-0	0-3	3-3	1-2	2-2	0	1	0	0	11					
33 Elijah McNamara	15:07	1-5	0-1	0-0	2-1	3-3	3-0	2	0	0	1	1	2	-7				
4 Isayah Coleman-Lands	19:02	1-5	0-3	0-0	0-1	1-1	1-2	2	1	0	1	0	0	0				
1 Kamari Williams	08:10	0-2	0-2	2-2	0-2	3-3	2-2	0	1	1	0	0	-8					
2 Saba Gigberia	04:34	1-1	0-0	2-3	0-2	2-2	0-4	0	0	0	0	0	-10					
35 Curtis Harrison IV	04:34	1-1	0-0	2-3	0-2	2-2	0-4	0	0	0	0	0	-10					
21 Jackson Ames	01:01	0-0	0-0	0-0	0-1	1-1	1-0	0	0	0	0	0	-2					
<b>Team</b>				2	2	4	0	0	0	0	0	0						
<b>Totals</b>		25-64	6-31	16-21	9	25	34	17	23	72	9	8	7	4	3	3		

**Shooting By Period**  
 1st FG% 13-31 38.7%  
 3PT% 2-13 15.4%  
 FT% 7-10 70%  
 2nd FG% 13-33 39.4%  
 3PT% 4-18 22.2%  
 FT% 9-11 81.8%  
 GM FG% 25-64 39.1%  
 3PT% 6-31 19.4%  
 FT% 16-21 76.2%  
 Dead Ball Rebounds: 3, 2

**Technical Fouls: NONE**

**Georgia Tech - 69** Record: 0-1

NO. Name	Min	FG		3P		FT		Rebounds		Fouls		TP	AS	TO	ST	Blocks		+/-
		M/A	M/A	M/A	M/A	OR	DR	OR	DR	PF	FF					BS	BA	
4 Jordan Usher	F 36:06	4-12	0-4	4-4	0-9	9-9	5-2	12	3	3	1	1	0	0				
12 Khalid Moore	F 21:31	2-9	0-5	1-1	2-1	3-3	2-1	5	1	1	3	0	0	-8				
24 Rodney Howard	C 30:36	5-7	0-0	1-1	3-3	14-14	3-3	10	0	2	3	1	0	0				
0 Michael Devove	G 38:25	8-18	4-6	6-6	1-3	4-4	0-26	2	2	3	0	1	3	2				
1 Kyle Sturdivant	G 22:09	1-5	0-0	2-2	0-1	1-2	0-4	2	0	0	1	1	-12					
5 Deivon Smith	25:12	2-6	0-0	2-4	1-1	2-4	2-6	3	3	1	0	0	-3					
2 Saba Gigberia	04:38	1-1	0-0	0-0	2-2	4-4	3-2	0	1	0	0	0	-9					
10 Dallan "Deebo" Coleman	17:08	1-2	0-1	2-2	0-3	3-3	5-3	4	0	1	0	0	0	-4				
13 Miles Kelly	04:15	0-1	0-0	0-0	0-0	1-1	0-0	0	0	0	0	0	-2					
<b>Team</b>				3	1	4	0	0	0	0	0	0						
<b>Totals</b>		24-61	4-17	17-20	12	32	44	23	17	69	11	14	6	3	4	-3		

**Shooting By Period**  
 1st FG% 13-31 41.9%  
 3PT% 4-13 30.8%  
 FT% 7-10 70%  
 2nd FG% 11-30 36.7%  
 3PT% 0-4 0.0%  
 FT% 14-15 93.3%  
 GM FG% 24-61 39.3%  
 3PT% 4-17 23.5%  
 FT% 17-20 85.0%  
 Dead Ball Rebounds: 1, 0

**Technical Fouls: NONE**

Biggest lead	Miami		GaTech	
	6 (2nd 18:09)	8 (1st 11:18)		
Best Scoring Run	9 (1st 7:44)	10 (2nd 10:27)		
Lead Changes	11			
Times Tied	6			
Time with Lead	12:34	23:49		

Points from Turnovers	Miami		GaTech	
	13	11		
Paint	26	34		
Second Chance	11	6		
Fast Breaks	11	17		
Bench	10	12		

Period by Period Scoring	Miami		GaTech	
	1st	2nd	TOT	TOT
	33	39	72	

**Official Basketball Box Score - Final**  
**Stetson at Georgia Tech**  
 11/12/21 McCamish Pavilion, Atlanta  
 2021-22 Men's Basketball  
 Game Time: 7:30 PM  
 Game Duration: 1:48  
 Attendance: 4,082  
 Officials: Bert Smith, Raynie Slyons, Tony Chizaa

NO. Name	Min	FG		3P		FT		Rebounds		Fouls		TP	AS	TO	ST	Blocks		+/-
		M/A	M/A	M/A	M/A	OR	DR	OR	DR	PF	FF					BS	BA	
15 Mahamadou Diawara	C 11:51	0-2	0-0	1-2	2-1	3-3	0-2	1	2	0	0	0	0	-10				
0 Christian Jones	G 25:32	2-6	1-4	3-5	2-2	4-4	1-3	8	0	1	0	0	0	-17				
2 Rob Perry	G 33:27	1-10	0-4	0-0	0-6	6-6	1-2	2	3	0	0	0	0	-20				
11 Chase Johnston	G 34:34	5-13	3-8	0-0	0-4	4-4	2-2	13	0	2	3	0	0	-16				
30 Stephan Swenson	G 25:51	3-8	1-4	0-0	1-1	2-2	7-7	4	3	3	0	0	0	-14				
12 Josh Smith	21:14	5-9	1-3	0-0	0-6	6-6	2-2	11	0	2	0	1	0	-4				
21 Aubin Gateretse	04:58	2-5	0-0	0-0	1-1	0-0	4-4	0	1	0	0	0	0	-12				
5 GianCarlo Valdez	17:24	2-4	0-2	0-0	0-3	3-3	1-0	4	5	2	2	1	0	-12				
35 Alvin Tumbin	04:58	0-0	0-0	0-0	0-0	0-0	0-0	0	0	0	0	0	0	-6				
1 Whesa Parizo	03:04	0-1	0-1	0-0	0-0	0-0	0-0	0	0	0	0	0	0	-2				
4 Keith Lamar	04:20	0-1	0-1	0-0	0-0	0-0	0-0	0	0	0	0	0	0	-8				
24 Alex Crawford	02:59	0-0	0-0	0-0	0-0	0-0	0-0	0	0	0	0	0	0	-4				
3 Tazos Cook	01:48	1-1	0-0	0-0	0-0	0-0	0-0	0	0	0	0	0	0	-4				
<b>Team</b>				4	0	4	0	0	0	1	1	1	2	1	-25			
<b>Totals</b>		21-60	6-27	4-7	8	24	32	9	13	52	13	17	11	2	1	-25		

**Shooting By Period**  
 1st FG% 9-28 32.1%  
 3PT% 3-13 23.1%  
 FT% 1-2 50%  
 2nd FG% 12-32 37.5%  
 3PT% 3-14 21.4%  
 FT% 3-5 60%  
 GM FG% 21-60 35.0%  
 3PT% 6-27 22.2%  
 FT% 4-7 57.1%  
 Dead Ball Rebounds: 1, 0

**Technical Fouls: NONE**

**Georgia Tech - 77** Record: 1-1

NO. Name	Min	FG		3P		FT		Rebounds		Fouls		TP	AS	TO	ST	Blocks		+/-
		M/A	M/A	M/A	M/A	OR	DR	OR	DR	PF	FF					BS	BA	
4 Jordan Usher	F 30:01	7-10	0-0	0-2	2-9	11-11	2-2	14	5	4	1	0	0	17				
12 Khalid Moore	F 17:36	2-6	0-1	1-1	2-1	3-3	2-1	5	1	3	2	0	0	25				
24 Rodney Howard	C 25:40	1-1	0-0	0-0	4-4	2-2	0-3	1	0	1	0	1	0	22				
0 Michael Devove	G 29:40	7-11	3-5	0-1	0-5	5-5	3-1	17	7	2	2	0	0	24				
1 Kyle Sturdivant	G 20:01	2-3	0-1	1-3	0-4	4-4	2-4	5	2	1	0	0	0	20				
2 Saba Gigberia	08:35	1-2	0-0	0-0	1-1	0-0	1-0	0	0	0	1	0	0	-3				
5 Deivon Smith	21:29	4-11	1-2	0-0	2-2	4-4	1-0	9	2	1	2	0	1	3				
10 Dallan "Deebo" Coleman	24:20	4-7	4-6	0-0	2-2	2-2	0-0	12	1	3	0	0	0	8				
13 Miles Kelly	13:55	3-7	1-4	0-0	1-0	1-1	0-0	7	1	1	1	0	0	5				
23 Jordan Meka	04:27	0-0	0-0	0-0	0-1	1-1	0-0	0	0	0	0	0	0	2				
14 Jalon Moore	04:16	2-6	0-0	0-0	2-2	1-1	4-4	0	0	0	0	0	0	1	2			
<b>Team</b>				3	2	5	0	0	0	0	0	0	0					
<b>Totals</b>		33-64	9-19	2-7	10	33	43	13	9	77	22	16	9	1	2	25		

**Shooting By Period**  
 1st FG% 17-30 56.7%  
 3PT% 3-7 42.9%  
 FT% 2-5 40%  
 2nd FG% 16-34 47.1%  
 3PT% 6-12 50.0%  
 FT% 0-2 0%  
 GM FG% 33-64 51.6%  
 3PT% 9-19 47.4%  
 FT% 2-7 28.6%  
 Dead Ball Rebounds: 2, 0

**Technical Fouls: NONE**

Biggest lead	Stet		GaTech	
	0 (1st 20:00)	25 (2nd 0:13)		
Best Scoring Run	6 (1st 1:34)	9 (1st 9:36)		
Lead Changes	0			
Times Tied	0			
Time with Lead	00:00	39:42		

Points from Turnovers	Stet		GaTech	
	18	12		
Paint	28	42		
Second Chance	5	8		
Fast Breaks	13	19		
Bench	21	34		

Period by Period Scoring	Stet		GaTech	
	1st	2nd	TOT	TOT
	22	30	52	

**Official Basketball Box Score - Final**  
**Lamar University at Georgia Tech**  
 11/15/21 McCamish Pavilion, Atlanta  
 2021-22 Men's Basketball  
 Game Time: 7:30 PM  
 Game Duration: 2:03  
 Attendance: 3,625  
 Officials: Roger Ayers, Jeffrey Anderson, Gare Aubry

NO. Name	Min	FG		3P		FT	
----------	-----	----	--	----	--	----	--

# 2021-22 BOX SCORES

Official Basketball Box Score - Final														Game Time: 7:00 PM	
Charleston So. at Georgia Tech														Game Duration: 2:0	
11/22/21 McCamish Pavilion, Atlanta														Attendance: 3,91	
2021-22 Men's Basketball														Officials: Tony Henderson, Brent Hampton, Jemel Spearman	
Charleston So. - 70														Record: 2-3	
NO. Name	Min	FG M-A	3P M-A	FT M-A	Rebounds OR DR TOT	Fouls PF FD	TP	AS	TO	ST	Blocks BS BA +/-	Shooting By Period			
1 Kalib Clinton	F 15:33	3-3	0-0	0-0	2 2 4	4 0	6	0	2	0	0	-12	1st FG% 11-27 40.7%		
14 Taje' Kelly	F 25:06	4-12	0-0	2-5	1 3 4	3 3	10	0	4	0	1	-11	3PT% 5-16 31.3%		
23 Sean Price	F 31:34	2-2	0-0	0-0	2 3 5	4 0	4	3	4	1	0	-11	FT% 2-3 66.7%		
4 Deontaye Buskey	G 26:32	4-10	3-8	0-1	0 2 2	1 2	11	2	3	0	0	-15	2nd FG% 15-32 46.9%		
13 Tahik Chavez	G 34:31	5-15	3-11	2-3	1 2 3	1 1	15	5	2	2	0	-12	3PT% 3-10 30.0%		
22 Sadarius Bowser	20:53	3-4	0-0	4-4	0 1 1	2 4	10	1	0	0	0	-2	FT% 8-12 66.7%		
34 Cheikh Faye	23:11	4-7	1-3	0-0	1 4 5	1 1	9	0	1	1	0	-3	GM FG% 26-59 44.1%		
12 Claudell Harris Jr.	15:51	1-6	1-4	0-0	2 2 2	2 0	3	2	0	0	0	0	3PT% 8-26 30.8%		
2 Emorie Knox	01:34	0-0	0-0	0-0	0 0 0	1 0	1	0	0	0	0	-3	FT% 10-15 66.7%		
11 Ja'Quavian Florence	05:05	0-0	0-0	2-2	0 1 1	0 1	2	1	1	0	0	-5	Dead Ball Rebounds: 1		
0 Travis Anderson	00:10	0-0	0-0	0-0	0 0 0	1 0	0	0	0	0	0	0			
Team					3 3 3										
Totals	26:59	8-26	10-15	10 20	30	19	13	70	15	6	1	2	-15		
Technical Fouls: NONE															
Georgia Tech - 85														Record: 4-1	
NO. Name	Min	FG M-A	3P M-A	FT M-A	Rebounds OR DR TOT	Fouls PF FD	TP	AS	TO	ST	Blocks BS BA +/-	Shooting By Period			
4 Jordan Usher	F 35:26	9-15	3-4	3-4	1 9 10	0 4	24	3	1	1	0	0	15	1st FG% 20-32 62.5%	
12 Khalid Moore	F 26:17	2-4	0-0	0-0	3 3 6	0 4	4	0	2	2	0	0	14	3PT% 1-2 50.0%	
24 Rodney Howard	C 27:18	6-6	0-0	0-0	2 4 6	4 0	12	3	3	0	0	0	16	2nd FG% 15-30 50.0%	
1 Kyle Sturdivant	G 32:09	7-13	1-2	2-2	0 1 1	1 1	17	3	2	0	0	22	3PT% 3-7 42.9%		
5 Devon Smith	G 30:05	4-12	0-1	3-5	1 2 3	3 4	11	2	0	1	0	13	FT% 10-13 76.9%		
10 Dallan "Deebo" Coleman	16:56	1-3	0-2	1-2	0 1 1	3 2	3	0	2	0	0	-8	GM FG% 35-62 56.5%		
2 Saba Gigberia	12:42	2-3	0-0	2-2	1 3 4	1 3	6	3	0	1	2	-1	3PT% 4-11 36.4%		
13 Miles Kelly	19:07	4-6	0-2	0-0	0 1 1	1 1	8	2	0	2	0	0	4	FT% 11-15 73.3%	
Team					0 1 1										
Totals	35:52	4-11	11-15	8 25	33	13	19	85	16	11	7	2	15		
Technical Fouls: NONE															
Biggest lead 0 (1st 20:00) 17 (2nd 19:05)															
Best Scoring Run 5 (1st 10:24) 8 (1st 17:51)															
Lead Changes 0															
Times Tied 0															
Time with Lead 00:00 39:22															
Points from CSU GaTech															
Turnovers 12 12															
Paint 30 50															
Second Chance 6 13															
Fast Breaks 4 10															
Bench 24 17															
Period by Period Scoring															
1st 2nd TOT															
CSU 29 41 70															
GaTech 42 43 85															

Official Basketball Box Score - Final														Game Time: 12:00 PM	
Ga. Southern at Georgia Tech														Game Duration: 1:57	
11/26/21 McCamish Pavilion, Atlanta														Attendance: 4,486	
2021-22 Men's Basketball														Officials: Brian O'Connell, Jeff Clark, Jeremy Mosler	
Ga. Southern - 59														Record: 4-2	
NO. Name	Min	FG M-A	3P M-A	FT M-A	Rebounds OR DR TOT	Fouls PF FD	TP	AS	TO	ST	Blocks BS BA +/-	Shooting By Period			
2 Elijah McCadden	F 37:07	6-14	0-3	2-6	0 7 7	1 3	14	3	5	1	0	0	-2	1st FG% 16-28 57.1%	
12 Andrei Savrasov	F 23:30	3-9	0-0	0-1	2 3 5	4 1	6	0	2	0	0	1	7	3PT% 4-10 40.0%	
24 Prince Toyambi	F 12:06	2-4	0-0	0-2	1 3 4	3 2	4	0	1	0	0	0	-5	FT% 3-7 42.9%	
3 Tre Cobbs	G 21:30	1-2	0-0	2-2	0 1 1	3 6	4	3	1	0	0	-6	2nd FG% 8-28 28.6%		
13 Gedi Juozapaitis	G 27:47	1-5	0-3	0-0	0 3 3	2 0	2	0	3	1	1	-13	3PT% 1-9 11.1%		
1 Cam Bryant	23:21	5-9	4-8	0-0	3 3 6	4 0	14	3	1	2	0	5	FT% 3-6 50%		
4 Kamari Brown	34:22	5-10	1-5	2-2	2 4 6	2 1	13	3	0	2	0	3	GM FG% 24-56 42.9%		
23 Grant Weatherford	08:27	0-0	0-0	0-0	0 1 1	0 1	0	1	0	0	0	-3	3PT% 5-19 26.3%		
10 Carlos Curry	11:50	1-3	0-0	0-0	2 2 2	2 0	2	0	1	0	0	4	FT% 6-13 46.2%		
Team					2 0 2										
Totals	24:56	5-19	6-13	10 27	37	22	14	59	13	16	7	2	-2		
Technical Fouls: Coach 2nd 3rd 20															
Georgia Tech - 61														Record: 5-1	
NO. Name	Min	FG M-A	3P M-A	FT M-A	Rebounds OR DR TOT	Fouls PF FD	TP	AS	TO	ST	Blocks BS BA +/-	Shooting By Period			
4 Jordan Usher	F 36:25	4-11	1-5	0-3	1 9 10	2 3	9	2	3	1	0	0	4	1st FG% 9-26 34.6%	
12 Khalid Moore	F 23:52	1-3	0-0	0-0	1 2 3	1 0	2	0	1	0	0	1	11	3PT% 4-10 40.0%	
24 Rodney Howard	C 35:59	4-7	0-0	2-5	4 2 6	2 4	10	3	1	2	1	0	7	FT% 5-11 45.5%	
1 Kyle Sturdivant	G 29:24	3-7	0-2	5-6	0 5 5	2 3	11	3	2	2	0	0	7	2nd FG% 12-25 48.0%	
10 Dallan "Deebo" Coleman	G 24:36	1-3	1-2	0-0	0 2 2	2 2	3	0	1	0	0	-12	3PT% 3-10 30.0%		
13 Miles Kelly	10:53	0-2	0-2	0-0	1 1 2	2 0	0	0	1	0	0	-6	FT% 7-13 53.8%		
2 Saba Gigberia	03:00	0-1	0-0	0-0	0 0 0	2 0	0	0	1	1	0	-1	GM FG% 21-51 41.2%		
14 Jalon Moore	05:34	0-1	0-0	0-2	1 1 2	0 1	0	0	0	0	0	1	1	3PT% 7-20 35.0%	
0 Michael Devoe	30:17	8-16	5-9	5-8	1 3 4	1 8	26	5	4	2	0	0	6	FT% 12-24 50.0%	
Team					1 0 1										
Totals	21:51	7-20	12-24	10 25	35	14	21	61	13	14	8	2	2		
Technical Fouls: NONE															
Biggest lead 14 (1st 0:23) 7 (2nd 3:20)															
Best Scoring Run 9 (1st 9:44) 7 (2nd 18:53)															
Lead Changes 5															
Times Tied 4															
Time with Lead 24:16 13:10															
Points from GaSo GaTech															
Turnovers 13 28															
Paint 24 26															
Second Chance 16 5															
Fast Breaks 4 13															
Bench 29 26															
Period by Period Scoring															
1st 2nd TOT															
GaSo 39 20 59															
GaTech 27 34 61															

Official Basketball Box Score - Final														Game Time: 9:15 PM	
Wisconsin at Georgia Tech														Game Duration: 2:04	
12/01/21 McCamish Pavilion, Atlanta														Attendance: 6,302	
2021-22 Men's Basketball														Officials: Ron Groover, Lee Cassell, Pat Driscoll	
Wisconsin - 70														Record: 6-1	
NO. Name	Min	FG M-A	3P M-A	FT M-A	Rebounds OR DR TOT	Fouls PF FD	TP	AS	TO	ST	Blocks BS BA +/-	Shooting By Period			
5 Tyler Wahl	F 33:08	4-8	0-0	1-3	0 3 3	2 2	9	1	0	1	2	1	2	1st FG% 9-26 34.6%	
22 Steven Crowl	F 27:37	2-7	0-3	1-2	1 3 4	4 3	5	0	1	1	0	-11	3PT% 6-14 42.9%		
1 Johnny Davis	G 36:57	4-9	2-4	5-8	2 4 6	2 5	15	5	4	1	1	0	-2	FT% 8-12 66.7%	
23 Chucky Hagburn	G 32:14	1-6	1-5	4-4	0 1 1	2 3	7	3	2	1	1	5	2nd FG% 14-28 50.0%		
34 Brad Davison	G 36:57	9-16	5-9	4-5	0 1 1	2 5	27	3	1	0	0	10	3PT% 3-10 30.0%		
33 Chris Vogt	12:05	0-2	0-0	3-4	7 4 1	0 1	10	0	0	0	0	15	FT% 7-10 70%		
11 Lorne Bowman II	07:46	2-3	1-2	0-0	2 2 1	0 5	0	0	0	0	0	-1	GM FG% 23-54 42.6%		
14 Carter Gilmore	05:47	0-0	0-0	0-0	1 1 1	0 0	0	0	0	0	0	8	3PT% 9-24 37.5%		
0 Jahcobi Neath	06:06	1-3	0-1	0-0	0 0 0	1 0	2	0	0	0	0	0	5	FT% 15-22 68.2%	
20 Ben Carlson	01:23	0-0	0-0	0-0	0 0 0	0 0	0	0	0	0	0	-6	Dead Ball Rebounds: 4		
Team					2 1 3										
Totals	23:54	9-24	15-22	8 20	28	18	20	70	13	8	4	5	3		
Technical Fouls: NONE															
Georgia Tech - 66														Record: 5-2	
NO. Name	Min	FG M-A	3P M-A	FT M-A	Rebounds OR DR TOT	Fouls PF FD	TP	AS	TO	ST	Blocks BS BA +/-	Shooting By Period			
4 Jordan Usher	F 28:57	2-7	1-4	0-0	0 2 2	4 1	5	0	2	0	0	-1	1-5	1st FG% 11-27 40.7%	
12 Khalid Moore	F 22:24	3-3	0-0	2-2	2 2 4	1 8	0	0	0	0	0	-15	3PT% 6-10 60.0%		
24 Rodney Howard	C 38:22	2-7	0-0	5-8	3 2 5	3 5	9	1	2	0	2	-1	FT% 3-4 75%		
0 Michael Devoe	G 40:00	11-20	5-10	6-7	0 6 6	3 7	33	1	0	0	0	-4	2nd FG% 11-26 42.3%		
1 Kyle Sturdivant	G 16:03	0-3	0-1	0-0	1 0 1	1 1	0	4	3	1	0	-4	3PT% 0-6 0.0%		
2 Saba Gigberia	03:38	0-0	0-0	0-0	0 0 0	0 0	0	0	0	0	0	-3	FT% 13-16 81.3%		
5 Devon Smith	25:18	4-10	0-0	1-1	3 8 11	3 2	9	0	1	0	1	-6	GM FG% 22-53 41.5%		
10 Dallan "Deebo" Coleman	21:47	0-2	0-0	2-2	3 5 1	1 2	1	0	0	3	1	0	7	3PT% 6-16 37.5%	
13 Miles Kelly	04:31	0-1	0-1	0-0	2 2 2	1 0	0	0	0	0	0	11	FT% 16-20 80.0%		
Team					1 1 2										
Totals	22:53	6-16	16-20	10 26	36	20	18	66	7	10	5	3	-4		
Technical Fouls: NONE															
Biggest lead 10 (2nd 11:40) 6 (1st 16:12)															
Best Scoring Run 7 (2nd 11:40) 7 (1st 16:12)															
Lead Changes 8															
Times Tied 7															
Time with Lead 23:43 11:17															
Points from Wisc GaTech															
Turnovers 11 5															
Paint 24 24															
Second Chance 11 10															
Fast Breaks 5 10															
Bench 7 11															
Period by Period Scoring															
1st 2nd TOT															
Wisc 32 38 70															
GaTech 31 35 66															

Official Basketball Box Score - Final														Game Time: 3:00 PM	
---------------------------------------	--	--	--	--	--	--	--	--	--	--	--	--	--	--------------------	--

# 2021-22 BOX SCORES

Official Basketball Box Score - Final													Game Time: 8:00 PM					
LSU at Georgia Tech													Game Duration: 2:08					
12/11/21 State Farm Arena, Atlanta													Attendance: 6,137					
2021-22 Men's Basketball													Officials: Pat Adams, Tony Greene, Jerry Heaster					
<b>LSU - 69</b>													<b>Record: 9-9</b>					
NO. Name	Min	FG	3P	FT	Rebounds	Fouls	TP	AS	TO	ST	Blocks	+/-	Shooting By Period					
4 Darius Days	F 28:05	2-11	1-7	0-1	1 9	10	2	3	5	1	2	1	0	1	4	1 <sup>st</sup> FG%	9.30	30.0%
5 Mwan Wilson	F 15:46	0-1	0-0	0-0	1 0	2	0	0	0	1	0	0	0	5	3 <sup>rd</sup> FG%	2.14	14.3%	
15 Elton Reid	C 23:02	3-9	0-1	0-1	5 3	8	3	2	6	2	1	2	1	8	2 <sup>nd</sup> FG%	10.14	71.4%	
0 Brandon Murray	G 29:37	3-8	1-4	3-4	1 2	3	2	2	10	0	2	2	0	1	10	3 <sup>rd</sup> FT%	1.5	20.0%
1 Xavier Pinson	G 32:04	3-6	1-3	6-7	0 1	1	2	7	13	6	4	2	0	0	17	FT%	8.10	80%
2 Eric Gaines	G 28:24	2-9	0-3	4-4	1 3	4	3	2	8	3	4	2	0	2	9	GM FG%	24.62	38.7%
3 Alex Fudge	G 15:37	2-5	0-0	0-0	3 2	5	0	1	4	0	4	0	4	0	10	3 <sup>rd</sup> FT%	3.19	15.8%
13 Tari Eason	G 27:25	9-13	0-1	5-7	2 4	6	3	4	23	1	2	2	0	0	17	FT%	18.24	75.0%
Team					3 1	4	0									Dead Ball Rebounds: 3.0		
<b>Totals</b>		24-62	3-19	18-24	17 25	42	17	21	69	13	21	11	6	5	16	Technical Fouls: NONE		
<b>Georgia Tech - 53</b>													<b>Record: 5-4</b>					
NO. Name	Min	FG	3P	FT	Rebounds	Fouls	TP	AS	TO	ST	Blocks	+/-	Shooting By Period					
4 Jordan Usher	F 36:29	5-9	1-4	4-6	0 6	6	2	5	15	2	6	4	0	0	-17	1 <sup>st</sup> FG%	14.26	53.8%
12 Khalid Moore	F 32:43	3-4	0-1	1-2	3 2	5	3	7	0	2	1	0	0	-19	3 <sup>rd</sup> FT%	4.7	57.1%	
24 Rodney Howard	C 28:22	3-11	0-0	1-2	1 2	3	4	1	7	2	0	0	4	3	-5	2 <sup>nd</sup> FG%	6.22	27.3%
0 Michael Devoe	G 38:16	4-8	1-3	6-6	1 4	5	3	6	12	3	5	0	1	-17	3 <sup>rd</sup> FT%	1.10	10.0%	
5 Devon Smith	G 20:04	0-6	0-3	0-0	0 1	4	1	0	0	0	3	2	0	-8	FT%	6.11	54.5%	
1 Kyle Sturdivant	17:00	2-3	1-1	1-2	0 4	4	2	1	6	2	0	0	1	-6	GM FG%	29.48	41.7%	
10 Dallen "Deebo" Coleman	19:32	1-3	0-1	0-0	1 0	1	0	3	0	2	1	0	0	-4	3 <sup>rd</sup> FT%	3.15	20.0%	
13 Miles Kelly	09:34	2-4	0-2	0-0	0 0	0	0	4	1	1	1	0	0	-4	FT%	10.18	55.6%	
Team					0 4	4	0									Dead Ball Rebounds: 5.1		
<b>Totals</b>		20-48	3-15	10-18	6 23	29	21	17	53	11	24	9	5	6	-16	Technical Fouls: NONE		
<b>LSU</b>													<b>GT</b>					
Biggest lead	18 (2 <sup>nd</sup> 1:48)	15 (1 <sup>st</sup> 6:50)	Points from Turnovers		33	15	Period by Period Scoring		1st		2nd		TOT					
Best Scoring Run	14 (2 <sup>nd</sup> 18:34)	11 (1 <sup>st</sup> 7:35)	Paint		42	32	LSU		30		39		69					
Lead Changes	3		Second Chance		19	10	GT		34		19		53					
Times Tied	3		Fast Breaks		19	17	Bench		35		12							
Time with Lead	17:05	21:47	Bench		35	12												

Official Basketball Box Score - Final													Game Time: 9:00 PM						
Georgia St. at Georgia Tech													Game Duration: 2:25						
12/21/21 McCamish Pavilion, Atlanta													Attendance: 4,228						
2021-22 Men's Basketball													Officials: Ron Groover, Mia Roberts, Chuck Jones						
<b>Georgia St. - 62</b>													<b>Record: 6-5</b>						
NO. Name	Min	FG	3P	FT	Rebounds	Fouls	TP	AS	TO	ST	Blocks	+/-	Shooting By Period						
15 Jai'Hern Hudson	F 28:35	4-5	0-0	3 3	6	5	0	8	0	1	2	0	1	-1	1 <sup>st</sup> FG%	4.10	40.0%		
25 Jalen Thomas	C 31:46	3-14	0-0	2-3	3 5	8	3	2	8	1	1	3	4	-20	3 <sup>rd</sup> FT%	7.7	100%		
10 Nelson Phillips	G 34:31	4-8	2-5	1-3	1 2	3	5	3	11	0	1	0	0	-2	2 <sup>nd</sup> FG%	8.31	25.8%		
11 Corey Allen	G 39:11	5-17	4-11	1-2	0 5	5	2	2	15	2	2	0	0	-13	3 <sup>rd</sup> FT%	3.10	30.0%		
12 Kane Williams	G 38:07	2-11	0-1	9-9	1 1	2	2	9	13	3	2	1	1	-6	FT%	7.10	70%		
2 Justin Roberts	22:57	0-1	0-1	2-2	0 2	2	2	2	2	0	2	0	0	-8	OT FG%	1.7	14.3%		
33 Jamall Clyce	11:03	1-2	0-0	0-0	1 2	3	0	2	0	0	0	0	0	-2	3 <sup>rd</sup> FT%	0.2	0.0%		
0 Evan Johnson	17:29	1-7	1-4	0-0	0 0	0	1	1	3	4	0	3	0	1	2	FT%	1.2	50%	
30 Kaleb Scott	01:21	0-0	0-0	0-0	0 0	0	0	0	0	0	0	0	0	0		GM FG%	20.71	28.2%	
Team					3 1	4	0									3 <sup>rd</sup> FT%		7.22	31.8%
<b>Totals</b>		20-71	7-22	15-19	12 21	33	20	19	62	11	11	12	5	5	-10	FT%		15.19	78.9%
<b>Georgia Tech - 72</b>													<b>Record: 6-5</b>						
NO. Name	Min	FG	3P	FT	Rebounds	Fouls	TP	AS	TO	ST	Blocks	+/-	Shooting By Period						
4 Jordan Usher	F 39:16	8-14	5-6	9-10	2 9	11	3	6	30	0	1	3	0	2	1	1 <sup>st</sup> FG%	14.26	53.8%	
12 Khalid Moore	F 33:02	3-7	0-0	5-6	3 3	6	1	4	11	2	1	0	0	6	3 <sup>rd</sup> FT%	6.8	75%		
24 Rodney Howard	C 07:49	0-0	0-0	0-0	1 1	2	0	1	2	0	0	0	0	6	2 <sup>nd</sup> FG%	6.25	24.0%		
0 Michael Devoe	G 30:07	2-11	1-8	3-6	1 5	6	5	4	8	3	5	1	1	0	-4	3 <sup>rd</sup> FT%	1.8	12.5%	
5 Devo Smith	G 20:49	2-5	0-0	0-0	3 3	2	0	4	2	6	1	0	1	-7	FT%	6.8	75%		
2 Saba Giberia	13:39	1-1	0-0	0-0	3 3	3	3	2	0	3	0	2	0	-10	OT FG%	2.5	40.0%		
1 Kyle Sturdivant	28:21	4-9	2-4	2-2	1 6	7	3	2	12	1	1	1	0	0	10	3 <sup>rd</sup> FT%	2.2	100.0%	
13 Miles Kelly	26:15	1-5	1-3	0-0	1 2	3	0	3	0	3	0	0	1	9	FT%	7.8	87.5%		
23 Jordan Meka	21:19	0-2	0-0	0-0	1 6	7	4	0	2	1	0	2	0	18	GM FG%	22.56	39.3%		
11 Tristan Maxwell	04:23	1-2	0-1	0-0	1 0	1	0	2	0	0	0	0	0	3	3 <sup>rd</sup> FT%	9.22	49.2%		
Team					1 1	2	0									FT%		19.24	79.2%
<b>Totals</b>		22-56	9-22	19-24	12 39	51	19	20	72	11	23	6	5	10		Technical Fouls: NONE			
<b>GSU</b>													<b>GaTech</b>						
Biggest lead	6 (2 <sup>nd</sup> 7:59)	15 (1 <sup>st</sup> 3:50)	Points from Turnovers		18	9	Period by Period Scoring		1st		2nd		TOT						
Best Scoring Run	10 (2 <sup>nd</sup> 7:59)	11 (1 <sup>st</sup> OT 2:50)	Paint		22	18	GSU		33		26		62						
Lead Changes	2		Second Chance		8	4	GaTech		40		19		13						
Times Tied	1		Fast Breaks		5	12	Bench		7		19								
Time with Lead	10:43	32:59	Bench		7	12													

Official Basketball Box Score - Final													Game Time: 2:00 PM					
Georgia Tech at Southern California													Game Duration: 1:42					
12/18/21 Footprint Center, Phoenix													Attendance: 7,621					
2021-22 Men's Basketball													Officials: Greg Nixon, Kipp Kissinger, Rob Riley					
<b>Georgia Tech - 53</b>													<b>Record: 5-5</b>					
NO. Name	Min	FG	3P	FT	Rebounds	Fouls	TP	AS	TO	ST	Blocks	+/-	Shooting By Period					
4 Jordan Usher	F 28:59	5-14	1-2	0-0	2 3	5	3	0	11	0	1	1	0	-8	1 <sup>st</sup> FG%	10.30	33.3%	
12 Khalid Moore	F 25:13	1-3	0-0	0-0	5 3	8	4	1	2	2	1	1	0	-6	3 <sup>rd</sup> FT%	2.8	25.0%	
24 Rodney Howard	C 19:38	0-0	0-0	1-2	1 2	3	1	1	1	0	2	0	0	-11	2 <sup>nd</sup> FG%	11.34	32.4%	
0 Michael Devoe	G 34:14	9-22	2-6	5-7	1 3	4	0	4	25	1	0	3	0	-5	3 <sup>rd</sup> FT%	3.11	27.3%	
5 Devo Smith	G 22:25	2-5	0-2	0-0	0 5	5	2	1	4	1	1	2	0	-14	FT%	4.5	80%	
2 Saba Giberia	09:13	0-2	0-0	0-0	0 5	5	1	0	0	0	0	0	1	-3	GM FG%	21.64	32.8%	
1 Kyle Sturdivant	20:28	2-6	1-4	0-0	1 1	1	1	0	5	0	1	0	0	-5	3 <sup>rd</sup> FT%	5.19	26.3%	
10 Dallen "Deebo" Coleman	24:19	1-5	1-2	0-0	0 0	0	2	0	3	1	1	0	0	-8	FT%	6.9	66.7%	
13 Miles Kelly	15:31	1-7	0-3	0-0	0 0	0	2	0	2	0	0	0	0	-10	Dead Ball Rebounds: 1.0			
Team					3 0	3	0									Technical Fouls: NONE		
<b>Totals</b>		21-64	5-19	6-9	12 22	34	16	7	53	5	7	7	1	2	-14			
<b>Southern California - 67</b>													<b>Record: 12-0</b>					
NO. Name	Min	FG	3P	FT	Rebounds	Fouls	TP	AS	TO	ST	Blocks	+/-	Shooting By Period					
1 Chavez Goodwin	F 28:34	4-7	0-0	5-6	3 5	8	0	3	13	1	1	0	0	6	1 <sup>st</sup> FG%	12.29	41.4%	
3 Isaiah Mobley	F 31:47	4-8	2-3	1-4	2 3	5	3	4	11	3	3	0	1	0	13	3 <sup>rd</sup> FT%	6.13	46.2%
0 Boogie Ellis	G 37:00	7-14	0-3	2-2	0 7	7	1	2	16	2	3	0	0	20	FT%	3.4	75%	
13 Drew Peterson	G 36:04	5-12	4-9	0-0	1 7	8	2	3	14	4	4	0	0	18	2 <sup>nd</sup> FG%	13.23	56.5%	
20 Ethan Anderson	G 32:14	4-8	3-4	0-0	3 3	1	1	1	11	2	0	1	0	14	3 <sup>rd</sup> FT%	3.6	50.0%	
21 Reese Dixon-Waters																		

# 2021-22 BOX SCORES

Official Basketball Box Score - Final															Game Time: 9:05 PM			
Georgia Tech at #2 Duke															Game Duration: 2:08			
01/04/22 Cameron Indoor Stadium, Durham, N.C.															Attendance: 9,934			
2021-22 Duke Basketball															Officials: Bert Smith, AJ Desai, Jeff Hartness			
Georgia Tech - 57															Record: 6-7 (0-3)			
NO.	Name	Min	FG	3P	FT	Rebounds	Fouls	TP	AS	TO	ST	Blocks	BS	BA	+	-	Shooting By Period	
4	Jordan Usher	F 33:34	4-9	0-0	3-4	2	2	4	3	5	11	1	2	1	0	3	-14	1st FG%: 8-32 25.0%
12	Khalid Moore	F 23:59	3-9	1-2	0-0	0	2	2	5	0	7	0	0	0	2	1	3	3PT%: 3-9 33.3%
23	Jordan Meka	C 21:24	1-6	0-0	0-0	4	4	8	3	0	2	0	0	0	0	3	-17	FT%: 4-4 100%
0	Michael Devoe	G 38:37	8-19	3-10	2-2	1	6	7	3	5	21	2	1	1	1	-12	2nd FG%: 13-32 40.6%	
1	Kyle Sturdivant	G 20:40	2-5	1-1	2-2	0	3	3	5	1	7	2	3	0	0	0	-2	3PT%: 3-11 27.3%
2	Saba Gigberia	G 14:06	2-6	0-0	2-4	2	4	6	4	2	6	1	1	0	0	2	4	FT%: 5-8 62.5%
3	Bubba Parham	G 27:00	0-5	0-0	0-0	0	0	0	1	1	0	3	0	0	1	-8	GM FG%: 21-64 32.8%	
10	Dallan "Deebo" Coleman	G 20:40	1-5	1-2	0-0	0	1	1	3	0	0	0	0	1	0	-14	3PT%: 6-20 30.0%	
Team															FT%: 9-12 75.0%			
Totals															21-64 6-20 9-12 10 25 35 27 14 57 9 9 5 7 8 -12			
Technical Fouls: NONE															Dead Ball Rebounds: 2, 0			

Official Basketball Box Score - Final															Game Time: 8:00 PM			
Georgia Tech at #2 Duke															Game Duration: 2:05			
01/04/22 Cameron Indoor Stadium, Durham, N.C.															Attendance: 5,613			
2021-22 Duke Basketball															Officials: Jame Luckie, Jeff Clark, Jeff Poir			
Georgia Tech - 68															Record: 9-5 (3-1)			
NO.	Name	Min	FG	3P	FT	Rebounds	Fouls	TP	AS	TO	ST	Blocks	BS	BA	+	-	Shooting By Period	
4	Jordan Usher	F 34:45	1-2	0-2	0-0	0	9	9	3	3	3	1	2	1	0	0	9	1st FG%: 13-32 40.6%
12	Khalid Moore	F 40:01	9-21	3-7	1-1	2	5	7	2	2	22	3	4	3	0	0	9	3PT%: 3-10 30.0%
3	Premish Hubb	G 40:40	4-10	2-6	0-1	0	4	4	2	2	10	9	3	2	0	0	5	FT%: 0-2 0%
0	Michael Devoe	G 23:05	3-5	1-2	0-0	0	1	1	4	1	7	0	1	3	0	0	-16	2nd FG%: 15-28 53.6%
1	Kyle Sturdivant	G 37:13	6-18	0-5	2-2	1	4	5	1	1	14	3	1	1	0	3	10	3PT%: 2-9 22.2%
2	Saba Gigberia	G 12:54	0-1	0-1	0-0	0	1	1	2	0	0	0	0	1	0	0	-4	FT%: 1-1 100%
20	Paul Atkinson Jr.	G 36:22	8-9	0-0	0-0	2	5	7	1	3	16	3	1	0	2	0	7	OT FG%: 3-6 50.0%
Team															FT%: 9-12 75.0%			
Totals															31-66 7-23 3-6 6 32 38 14 12 72 19 12 11 2 3 4			
Technical Fouls: NONE															Dead Ball Rebounds: 2, 0			

Official Basketball Box Score - Final															Game Time: 8:00 PM			
Georgia Tech at #2 Duke															Game Duration: 2:05			
01/04/22 Cameron Indoor Stadium, Durham, N.C.															Attendance: 5,613			
2021-22 Duke Basketball															Officials: Brian Dorsey, Pat Driscoll, Pat Adams			
Georgia Tech - 69															Record: 6-8 (0-4)			
NO.	Name	Min	FG	3P	FT	Rebounds	Fouls	TP	AS	TO	ST	Blocks	BS	BA	+	-	Shooting By Period	
0	Wendell Moore Jr.	F 35:32	2-11	1-3	3-5	1	1	2	2	3	8	2	3	0	0	3	4	1st FG%: 9-29 31.0%
5	Pablo Banchero	F 36:15	4-8	0-1	9-16	3	8	11	2	9	17	4	3	2	3	0	10	3PT%: 14-19 73.7%
15	Mark Williams	C 20:08	4-8	0-0	2-2	5	9	14	0	1	10	0	2	0	3	1	0	2nd FG%: 10-22 45.5%
1	Trevor Keels	G 36:10	4-10	2-6	0-0	0	5	5	2	0	10	0	1	1	0	0	5	3PT%: 2-7 28.6%
3	Jeremy Roach	G 36:10	1-5	0-2	7-9	0	3	3	4	7	9	3	1	0	0	1	11	FT%: 12-21 57.1%
12	Theo John	G 03:59	0-2	0-0	0-0	1	1	1	0	1	0	0	0	0	0	1	5	GM FG%: 19-51 37.3%
21	AJ Griffin	G 22:45	3-5	1-2	5-8	3	6	6	1	6	12	2	0	0	1	0	17	3PT%: 5-16 31.3%
13	Joey Baker	G 07:19	1-1	1-1	0-0	0	0	0	0	3	0	0	0	0	0	0	4	FT%: 26-40 65.0%
2	Jaylen Blakes	G 01:42	0-1	0-1	0-0	0	1	1	0	0	0	0	0	0	0	0	4	Dead Ball Rebounds: 7, 0
Team															FT%: 2-3 66.7%			
Totals															19-51 5-16 26-40 14 34 48 14 27 69 11 10 3 8 7 12			
Technical Fouls: NONE															Dead Ball Rebounds: 7, 0			

Biggest lead		GT		DUKE		Points from Turnovers		GT		DUKE		Period by Period Scoring			
2 (1st 15:16)		15 (2nd 8:21)		7		7		1st			2nd				
Best Scoring Run		6 (2nd 5:51)		8 (1st 2:27)		28		26		GT			34 57		
Lead Changes		2		8		17		17		DUKE			35 34 69		
Times Tied		1		4		14		14							
Time with Lead		01:20		37:23		9		15							

Official Basketball Box Score - Final															Game Time: 8:00 PM			
Georgia Tech at North Carolina															Game Duration: 2:05			
01/09/22 McCallister Pavilion, Atlanta															Attendance: 5,613			
2021-22 Men's Basketball															Officials: Jame Luckie, Jeff Clark, Jeff Poir			
Georgia Tech - 68															Record: 9-5 (3-1)			
NO.	Name	Min	FG	3P	FT	Rebounds	Fouls	TP	AS	TO	ST	Blocks	BS	BA	+	-	Shooting By Period	
14	Nate Laszewski	F 34:45	1-2	0-2	0-0	0	9	9	3	3	3	1	2	1	0	0	9	1st FG%: 13-32 40.6%
0	Blake Wesley	G 40:01	9-21	3-7	1-1	2	5	7	2	2	22	3	4	3	0	0	9	3PT%: 3-10 30.0%
3	Premish Hubb	G 40:40	4-10	2-6	0-1	0	4	4	2	2	10	9	3	2	0	0	5	FT%: 0-2 0%
0	Michael Devoe	G 23:05	3-5	1-2	0-0	0	1	1	4	1	7	0	1	3	0	0	-16	2nd FG%: 15-28 53.6%
23	Dane Goodwin	G 37:13	6-18	0-5	2-2	1	4	5	1	1	14	3	1	1	0	3	10	3PT%: 2-9 22.2%
2	Trey Wertz	G 12:54	0-1	0-1	0-0	0	1	1	2	0	0	0	0	1	0	0	-4	FT%: 1-1 100%
20	Paul Atkinson Jr.	G 36:22	8-9	0-0	0-0	2	5	7	1	3	16	3	1	0	2	0	7	OT FG%: 3-6 50.0%
Team															FT%: 9-12 75.0%			
Totals															31-66 7-23 3-6 6 32 38 14 12 72 19 12 11 2 3 4			
Technical Fouls: NONE															Dead Ball Rebounds: 2, 0			

Official Basketball Box Score - Final															Game Time: 8:00 PM			
Georgia Tech at North Carolina															Game Duration: 2:05			
01/09/22 McCallister Pavilion, Atlanta															Attendance: 5,613			
2021-22 Men's Basketball															Officials: Jame Luckie, Jeff Clark, Jeff Poir			
Georgia Tech - 68															Record: 9-5 (3-1)			
NO.	Name	Min	FG	3P	FT	Rebounds	Fouls	TP	AS	TO	ST	Blocks	BS	BA	+	-	Shooting By Period	
4	Jordan Usher	F 40:04	7-17	2-7	0-0	1	13	14	2	1	16	6	5	0	0	2	-2	1st FG%: 14-33 42.4%
12	Khalid Moore	F 35:34	3-9	0-2	2-3	2	2	4	1	3	8	0	0	0	1	0	-4	3PT%: 4-14 28.6%
23	Jordan Meka	C 17:38	0-1	0-0	0-0	2	3	5	2	0	0	0	2	0	1	0	-3	FT%: 10-27 37.0%
0	Michael Devoe	G 42:43	8-15	1-6	3-3	1	5	6	1	5	20	3	4	1	1	0	-4	2nd FG%: 10-27 37.0%
1	Kyle Sturdivant	G 37:58	3-8	2-4	2-2	1	0	1	3	1	10	4	0	2	0	0	-3	3PT%: 2-10 20.0%
10	Dallan "Deebo" Coleman	G 23:29	1-5	1-5	3-4	0	2	2	2	2	6	1	1	3	0	0	-2	FT%: 5-6 83.3%
2	Saba Gigberia	G 02:06	0-0	0-0	0-0	0	1	1	0	0	0	0	0	0	0	0	-2	OT FG%: 2-7 28.6%
11	Tristan Maxwell	G 13:22	2-6	0-2	0-0	0	0	0	1	1	4	0	0	0	0	0	4	3PT%: 0-3 0.0%
5	Devon Smith	G 07:02	1-3	0-0	0-0	1	2	3	0	1	2	0	1	0	0	0	-1	FT%: 2-2 100%
13	Mies Kelly	G 05:04	1-3	0-1	0-0	0	1	1	0	0	2	0	0	0	0	0	-3	GM FG%: 26-67 38.8%
Team															FT%: 6-7 85.7%			
Totals															26-67 6-27 10-12 10 30 40 12 14 68 15 14 6 3 2 -4			
Technical Fouls: NONE															Dead Ball Rebounds: 1, 0			

Biggest lead		ND		GaTech		Points from Turnovers		ND		GaTech		Period by Period Scoring			
6 (1st OT 1:49)		8 (1st 11:20)		13		17		1st			2nd				
Best Scoring Run		11 (2nd 12:38)		7 (1st 15:12)		40		26		GT			29 33 10 72		
Lead Changes		8		6		12		12							
Times Tied		4		12		16		14							
Time with Lead		11:33		27:46		16		14							

Official Basketball Box Score - Final															Game Time: 9:00 PM			
Georgia Tech at Boston College															Game Duration: 2:03			
01/12/22 Silvio O. Conte Forum, Chestnut Hill, Mass.															Attendance: 5,591			
2021-22 Men's Basketball															Officials: Brian Dorsey, Pat Driscoll, Pat Adams			
Georgia Tech - 81															Record: 7-8 (1-4)			
NO.	Name	Min	FG	3P	FT	Rebounds	Fouls	TP	AS	TO	ST	Blocks	BS	BA	+	-	Shooting By Period	
4	Jordan Usher	F 27:17	6-12	1-4	1-4	1	4	5	3	14	4	3	2	0	0	11	1st FG%: 14-29 48.3%	
12	Khalid Moore	F 21:02	0-3	0-0	2-2	1	3	4	4	3	2	2	2	3	0	1	6	3PT%: 5-12 41.7%
0	Michael Devoe	G 37:26	5-10	0-2	3-3	4	5	9	2	5	13	4	4	2	4	0	8	FT%: 3-5 60%
1	Kyle Sturdivant	G 19:05	3-6	0-0	0-0	0	2	2	1	0	6	1	0	0	0	3	2nd FG%: 15-26 57.7%	
10	Dallan "Deebo" Coleman	G 29:32	4-8	3-6	0-0	3	2	5	4	0	11	2	1	2	0	2	3	3PT%: 6-13 46.2%
5	Devon Smith	G 24:17	3-4	0-1	3-4	2	3	5	3	3	3	1	2	0	0	2		

# 2021-22 BOX SCORES

Wake Forest at Georgia Tech															Game Time: 7:00 PM																																									
Official Basketball Box Score - Final															Game Duration: 1:57																																									
01/19/22 McCamish Pavilion, Atlanta															Attendance: 4,698																																									
2021-22 Men's Basketball															Officials: Jamie Luckie, Ted Valentine, Johnq Gaffney																																									
<b>Wake Forest - 80</b>															Record: 15-4 (5-3)																																									
NO.	Name	Min	FG M-A	3P M-A	FT M-A	Rebounds OR DR TOT	Fouls PF FD	TP	AS	TO	ST	Blocks BS BA	+/-	Shooting By Period																																										
1	Isaiah Mucius	32:08	8-12	2-6	0-0	0 2 2	0 0	18	1	1	2	0 0	3	1 <sup>st</sup> FG%	16-29 55.2%																																									
13	Dallas Walton	21:36	5-7	0-0	1-1	1 2 3	2 1	11	1	1	3	1 0	7	3 <sup>rd</sup> FG%	3-13 23.1%																																									
0	Jake LaRavia	40:00	5-7	0-1	3-4	2 3 5	3 4	13	9	5	1	2 1	16	FT%	2-2 100%																																									
4	Daivien Williamson	23:30	4-9	3-5	0-0	1 1 2	0 1	11	0	3	1	0 1	6	2 <sup>nd</sup> FG%	17-29 58.6%																																									
31	Alondes Williams	36:40	8-13	1-5	2-2	0 7 7	2 3	19	9	4	1	3 0	14	3 <sup>rd</sup> FT%	5-13 38.5%																																									
20	Khadim Sy	22:08	0-3	0-3	0-0	0 5 5	3 1	0	0	3	1	0 0	18	FT%	4-5 80%																																									
30	Damari Monsanto	11:41	2-5	2-5	0-0	0 8 8	1 0	6	0	0	0	2 0	14	GM FG%	33-58 56.9%																																									
11	Carter Whitt	12:17	1-2	0-1	0-0	0 0 0	1 0	2	3	1	0	0 0	2	3 <sup>rd</sup> FT%	8-26 30.8%																																									
Team															Dead Ball Rebounds: 1, 1																																									
<b>Totals</b>															33-58 8-26 6-7 4 30 34 12 10 80 23 18 9 8 2 16																																									
Technical Fouls: Williams 1 <sup>st</sup> 1:36																																																								
<b>Georgia Tech - 64</b>															Record: 7-10 (1-6)																																									
NO.	Name	Min	FG M-A	3P M-A	FT M-A	Rebounds OR DR TOT	Fouls PF FD	TP	AS	TO	ST	Blocks BS BA	+/-	Shooting By Period																																										
4	Jordan Usher	22:40	5-10	1-4	2-6	2 3 5	2 4	13	0	2	2	0 1	-13	1 <sup>st</sup> FG%	14-35 40.0%																																									
12	Khalid Moore	27:39	1-3	0-1	2-2	2 1 3	3 1	4	1	0	1	0 0	-12	3 <sup>rd</sup> FT%	3-12 25.0%																																									
2	Saba Gigberia	16:47	4-8	0-0	0-0	1 0 1	1 0	8	3	2	0	0 0	-3	FT%	2-3 66.7%																																									
0	Michael Devevo	33:01	9-21	2-9	2-2	0 1 1	2 8	22	2	2	1	0 1	-17	2 <sup>nd</sup> FG%	11-30 36.7%																																									
1	Kyle Sturdivant	25:42	2-4	0-0	0-0	1 1 2	1 0	4	1	2	2	0 1	-11	3 <sup>rd</sup> FT%	2-10 20.0%																																									
24	Rodney Howard	16:25	0-2	0-0	1-2	2 2 4	0 1	1	3	0	1	1 1	-8	FT%	7-12 58.3%																																									
5	Devon Smith	15:18	1-1	0-0	0-0	0 2 2	1 1	2	3	4	0	0 0	-8	GM FG%	25-45 55.6%																																									
10	Dallan "Deebo" Coleman	20:48	2-9	1-5	0-0	0 3 3	0 0	5	0	0	3	0 2	0	3 <sup>rd</sup> FT%	5-22 22.7%																																									
11	Tristan Maxwell	10:56	1-7	1-3	1-2	1 3 4	0 2	4	1	1	1	0 2	-1	FT%	9-15 60.0%																																									
13	Miles Kelly	10:44	0-0	0-0	1-1	0 3 3	0 0	1	0	2	0	1 0	-7	Dead Ball Rebounds: 3, 1																																										
Team																																																								
<b>Totals</b>															25-65 5-22 9-15 12 20 32 10 12 64 14 15 11 2 8 -16																																									
Technical Fouls: NONE																																																								
<table border="1"> <tr> <th></th> <th>Wake</th> <th>GaTech</th> </tr> <tr> <td>Biggest lead</td> <td>16 (2<sup>nd</sup> 4:00)</td> <td>4 (1<sup>st</sup> 15:53)</td> </tr> <tr> <td>Best Scoring Run</td> <td>10 (2<sup>nd</sup> 5:51)</td> <td>6 (1<sup>st</sup> 15:53)</td> </tr> <tr> <td>Lead Changes</td> <td>5</td> <td></td> </tr> <tr> <td>Times Tied</td> <td>8</td> <td></td> </tr> <tr> <td>Time with Lead</td> <td>30:29</td> <td>04:25</td> </tr> </table>				Wake	GaTech	Biggest lead	16 (2 <sup>nd</sup> 4:00)	4 (1 <sup>st</sup> 15:53)	Best Scoring Run	10 (2 <sup>nd</sup> 5:51)	6 (1 <sup>st</sup> 15:53)	Lead Changes	5		Times Tied	8		Time with Lead	30:29	04:25	<table border="1"> <tr> <th>Points from</th> <th>Wake</th> <th>GaTech</th> </tr> <tr> <td>Turnovers</td> <td>21</td> <td>14</td> </tr> <tr> <td>Paint</td> <td>48</td> <td>30</td> </tr> <tr> <td>Second Chance</td> <td>2</td> <td>9</td> </tr> <tr> <td>Fast Breaks</td> <td>24</td> <td>13</td> </tr> <tr> <td>Bench</td> <td>8</td> <td>13</td> </tr> </table>			Points from	Wake	GaTech	Turnovers	21	14	Paint	48	30	Second Chance	2	9	Fast Breaks	24	13	Bench	8	13	<table border="1"> <tr> <th>Period by Period Scoring</th> <th>1st</th> <th>2nd</th> <th>TOT</th> </tr> <tr> <td>Wake</td> <td>37</td> <td>43</td> <td>80</td> </tr> <tr> <td>GaTech</td> <td>33</td> <td>31</td> <td>64</td> </tr> </table>			Period by Period Scoring	1st	2nd	TOT	Wake	37	43	80	GaTech	33	31	64
	Wake	GaTech																																																						
Biggest lead	16 (2 <sup>nd</sup> 4:00)	4 (1 <sup>st</sup> 15:53)																																																						
Best Scoring Run	10 (2 <sup>nd</sup> 5:51)	6 (1 <sup>st</sup> 15:53)																																																						
Lead Changes	5																																																							
Times Tied	8																																																							
Time with Lead	30:29	04:25																																																						
Points from	Wake	GaTech																																																						
Turnovers	21	14																																																						
Paint	48	30																																																						
Second Chance	2	9																																																						
Fast Breaks	24	13																																																						
Bench	8	13																																																						
Period by Period Scoring	1st	2nd	TOT																																																					
Wake	37	43	80																																																					
GaTech	33	31	64																																																					

# MISCELLANEOUS

## Starting Lineups

Game	Opponent	Result	F	F	C	G	G	Lineup#	Record
N9	MIAMI, OHIO	L, 69-72	Usher	K. Moore	Howard	Devoe	Sturdivant	1	0-1
N12	STETSON	W, 77-52	Usher	K. Moore	Howard	Devoe	Sturdivant	1	1-1
N15	LAMAR	W, 75-66	Usher	K. Moore	Howard	Devoe	Sturdivant	1	2-1
N19	at Georgia	W, 88-78	Usher	K. Moore	Howard	Devoe	Sturdivant	1	3-1
N22	CHARLESTON SOUTHERN	W, 85-70	Usher	K. Moore	Howard	Smith	Sturdivant	2	1-0
N26	GEORGIA SOUTHERN	W, 61-59	Usher	K. Moore	Howard	Coleman	Sturdivant	3	1-0
D1	WISCONSIN	L, 66-70	Usher	K. Moore	Howard	Devoe	Sturdivant	1	3-2
D5	NORTH CAROLINA	L, 62-79	Usher	K. Moore	Howard	Devoe	Sturdivant	1	3-3
D11	vs. LSU	L, 53-69	Usher	K. Moore	Howard	Devoe	Smith	4	0-1
D18	vs. Southern California	L, 53-67	Usher	K. Moore	Howard	Devoe	Smith	4	0-2
D21	GEORGIA STATE	W, 72-62 (ot)	Usher	K. Moore	Howard	Devoe	Smith	4	1-2
J1	LOUISVILLE	L, 64-67	Usher	K. Moore	Meka	Devoe	Smith	5	0-1
J4	at Duke	L, 57-69	Usher	K. Moore	Meka	Devoe	Sturdivant	6	0-1
J8	NOTRE DAME	L, 68-72 (ot)	Usher	K. Moore	Meka	Devoe	Sturdivant	6	0-2
J12	at Boston College	W, 81-76	Coleman	K. Moore	Usher	Devoe	Sturdivant	7	1-0
J15	at North Carolina	L, 65-88	Coleman	K. Moore	Usher	Devoe	Sturdivant	7	1-1
J19	WAKE FOREST	L, 64-80	Usher	K. Moore	Gigiberia	Devoe	Sturdivant	8	0-1
J23	CLAYTON STATE								
J26	FLORIDA STATE								
J29	MIAMI								
F2	at Virginia Tech								
F5	CLEMSON								
F9	at Miami								
F12	at Virginia								
F15	N.C. STATE								
F19	at Pittsburgh								
F21	at Syracuse								
F23	VIRGINIA TECH								
F26	at Notre Dame								
M2	at Clemson								
M5	BOSTON COLLEGE								
M8	ACC Tournament								

## Specialty Stats (GT/Opp)

Game	Opponent	Paint	OffTO	2ndCh	FBreak	Bench
N9	MIAMI, OHIO	34/26	11/13	6/11	17/11	12/10
N12	STETSON	42/28	12/15	8/5	19/13	34/21
N15	LAMAR	28/32	11/15	13/2	13/11	31/30
N19	at Georgia	42/42	17/14	8/9	9/8	16/23
N22	CHARLESTON SOUTHERN	50/30	12/13	11/6	10/4	17/24
N26	GEORGIA SOUTHERN	26/24	28/13	5/16	13/4	26/29
D1	WISCONSIN	24/24	5/11	10/11	10/5	11/7
D5	NORTH CAROLINA	32/38	18/21	2/7	23/15	17/17
D11	vs. LSU	32/42	15/33	10/19	17/19	12/35
D18	vs. Southern California	28/32	16/8	9/11	8/14	10/2
D21	GEORGIA STATE	18/22	9/18	4/8	12/5	19/7
J1	LOUISVILLE	22/36	13/11	2/8	8/15	16/15
J4	at Duke	28/26	7/7	8/17	4/14	9/15
J8	NOTRE DAME	26/40	17/13	7/6	12/4	14/16
J12	at Boston College	28/38	15/17	17/19	12/10	35/44
J15	at North Carolina	26/38	14/15	4/15	8/4	28/11
J19	WAKE FOREST	30/48	14.21	9/2	13/24	13/8
J23	CLAYTON STATE					
J26	FLORIDA STATE					
J29	MIAMI					
F2	at Virginia Tech					
F5	CLEMSON					
F9	at Miami					
F12	at Virginia					
F15	N.C. STATE					
F19	at Pittsburgh					
F21	at Syracuse					
F23	VIRGINIA TECH					
F26	at Notre Dame					
M2	at Clemson					
M5	BOSTON COLLEGE					
M8	ACC Tournament					

## Miscellaneous

Opponent	Uniform Color	Tip	Large Lead	Large Deficit	Ties	Lead Changes	GT Led	Opp Led	Game Tied	1st GT Subs	On the Floor at the End	
N9	MIAMI, OHIO	White	MOH	8	6	6	11	23:49	12:34	7:37	Smith > Sturdivant, 14:12-1H	Devoe, Gigiberia, Kelly, Smith, Sturdivant
N12	STETSON	White	GT	25	-	-	-	39:42	-	0:18	Smith, Gigiberia > Sturdivant, Howard, 14:12-1H	Coleman, Miles Kelly, Meka, J.Moore, Smith
N15	LAMAR	White	GT	22	-	1	-	37:57	-	2:03	Coleman, Smith > K.Moore, Sturdivant, 14:33-1H	Devoe, Sturdivant, Coleman, K.Moore, Usher
N19	at Georgia	Navy	UGA	10	6	8	13	21:57	13:57	4:06	Smith > Sturdivant, 17:55-1H	Devoe, Smith, Coleman, K.Moore, Usher
N22	CHARLESTON SOUTHERN	White	GT	17	-	-	-	39:22	-	0:38	Coleman > Smith, 14:55-1H	Kelly, Sturdivant, Howard, Coleman, Usher
N26	GEORGIA SOUTHERN	Gold	GSO	7	14	4	5	13:10	24:16	2:34	Kelly > K.Moore, 15:50-1H	Devoe, Sturdivant, K.Moore, Usher, Howard
D1	WISCONSIN	White	WIS	6	10	7	8	11:17	23:43	5:00	Smith, Coleman > Sturdivant, Usher - 13:41-1H	Devoe, Smith, Coleman, Usher, Howard
D5	NORTH CAROLINA	Gold	GT	9	19	6	5	12:53	22:34	4:33	Smith, Coleman > Sturdivant, K.Moore 15:35-1H	Devoe, Coleman, Kelly, K.Moore, Usher
D11	vs. LSU	White	GT	15	18	3	3	21:47	17:05	1:08	Sturdivant > K.Moore - 14:03-1H	Devoe, Usher, Coleman, K.Moore, Kelly
D18	vs. Southern California	Navy	USC	6	16	1	3	7:06	32:04	0:50	Gigiberia > Howard - 17:16-1H	Devoe, Smith, Sturdivant, Coleman, Kelly
D21	GEORGIA STATE	White	GST	15	6	1	2	32:59	10:43	2:18	Gigiberia > Howard - 12:11-1H	K.Moore, Usher, Sturdivant, Kelly, Meka
J1	LOUISVILLE	White	GT	7	8	5	6	16:48	20:28	3:44	Parham > Smith - 16:52-1H	Devoe, K.Moore, Usher, Coleman, Sturdivant
J4	at Duke	Navy	Duke	2	15	1	2	1:20	37:23	1:17	Gigiberia > Meka - 16:45-1H	Devoe, Parham, Coleman, Usher, Gigiberia
J8	NOTRE DAME	White	GT	8	6	4	8	27:46	11:33	0:41	Coleman > Meka - 15:16-1H	Sturdivant, Devoe, Coleman, K.Moore, Usher
J12	at Boston College	Gold	BC	12	5	4	13	21:39	14:23	4:58	Smith, Maxwell > Sturdivant, Moore - 17:07-1H	Devoe, Smith, Coleman, Maxwell, K.Moore
J15	at North Carolina	Gold	NC	-	32	-	-	-	39:46	0:14	Maxwell > Coleman - 18:11-1H	Coleman, Smith, Maxwell, Kelly, J.Moore
J19	WAKE FOREST	White	GT	4	16	8	5	4:25	30:29	5:06	Howard > Gigiberia - 16:14-1H	Devoe, Sturdivant, Coleman, Moore, Usher
J23	CLAYTON STATE											
J26	FLORIDA STATE											
J29	MIAMI											
F2	at Virginia Tech											
F5	CLEMSON											
F9	at Miami											
F12	at Virginia											
F15	N.C. STATE											
F19	at Pittsburgh											
F21	at Syracuse											
F23	VIRGINIA TECH											
F26	at Notre Dame											
M2	at Clemson											
M5	BOSTON COLLEGE											
M8	ACC Tournament											

\*retro gold or white uniform

GAME NOTES

# ROSTER AT-A-GLANCE

## NUMERICAL

No.	Name	Pos.	Ht.	Wt.	Cl.	Exp.	Hometown	High School/College
0	Michael Devoe	G	6-5	191	Sr.	3VL	Orlando, Fla.	Montverde Academy
1	Kyle Sturdivant	G	6-2	197	Jr.	1VL	Norcross, Ga.	Norcross HS/Southern California
2	Saba Gigiberia	C/F	7-1	248	So.	1VL	Tbilisi, Georgia	Prolific Preparatory School [Napa, Calif.]
3	Bubba Parham	G	5-10	161	Sr.*	2VL	Snellville, Ga.	Brookwood HS/VMI
4	Jordan Usher	G/F	6-7	220	Sr.*	2VL	Canton, Ga.	Wheeler HS/Southern California
5	Deivon Smith	G	6-1	172	So.	TR	Loganville, Ga.	Grayson HS/Mississippi State
10	Dallan "Deebo" Coleman	G	6-6	215	Fr.	HS	Memphis, Tenn.	West Nassau HS [Callahan, Fla.]
11	Tristan Maxwell	G	6-2	209	So.	1VL	Huntersville, N.C.	North Mecklenburg HS
12	Khalid Moore	F	6-7	208	Sr.	3VL	Briarwood, N.Y.	Archbishop Molloy HS
13	Miles Kelly	G	6-5	171	Fr.	HS	Stone Mountain, Ga.	Parkview HS/Hargrave Military Academy
14	Jalon Moore	F	6-6	211	Fr.	HS	Birmingham, Ala.	Gardendale HS
23	Jordan Meka	C/F	6-8	225	So.	1VL	Yaoundé, Cameroon	Mt. Bethel Christian Academy [Marietta, Ga.]
24	Rodney Howard	C/F	6-10	246	Jr.	1VL	Ypsilanti, Mich.	Legacy Charter School [Greenville, S.C.]/Georgia
30	Coleman Boyd	G	6-1	178	Jr.	2VL	Smyrna, Ga.	Mt. Bethel Christian Academy
35	Jehloni James	F	6-6	192	Jr.	2VL	Sugar Hill, Ga.	Lanier HS
33	Brayden Daniels	G	6-4	170	Fr.	HS	Louisville, Ky.	Christian Academy of Louisville
43	Jermontae Hill	G	6-6	198	Fr.	HS	Atlanta, Ga.	Tucker HS/DME Academy (Daytona, Fla.)

## ALPHABETICAL

No.	Name	Pos.	Ht.	Wt.	Cl.	Exp.	Hometown	High School/College
30	Coleman Boyd	G	6-1	178	Jr.	2VL	Smyrna, Ga.	Mt. Bethel Christian Academy
10	Dallan "Deebo" Coleman	G	6-6	215	Fr.	HS	Memphis, Tenn.	West Nassau HS [Callahan, Fla.]
33	Brayden Daniels	G	6-4	170	Fr.	HS	Louisville, Ky.	Christian Academy of Louisville
0	Michael Devoe	G	6-5	191	Sr.	3VL	Orlando, Fla.	Montverde Academy
2	Saba Gigiberia	C/F	7-1	248	So.	1VL	Tbilisi, Georgia	Prolific Preparatory School [Napa, Calif.]
43	Jermontae Hill	G	6-6	198	Fr.	HS	Atlanta, Ga.	Tucker HS/DME Academy (Daytona, Fla.)
24	Rodney Howard	C/F	6-10	246	Jr.	1VL	Ypsilanti, Mich.	Legacy Charter School [Greenville, S.C.]/Georgia
35	Jehloni James	F	6-6	192	Jr.	2VL	Sugar Hill, Ga.	Lanier HS
13	Miles Kelly	G	6-5	171	Fr.	HS	Stone Mountain, Ga.	Parkview HS/Hargrave Military Academy
11	Tristan Maxwell	G	6-2	209	So.	1VL	Huntersville, N.C.	North Mecklenburg HS
23	Jordan Meka	C/F	6-8	225	So.	1VL	Yaoundé, Cameroon	Mt. Bethel Christian Academy [Marietta, Ga.]
14	Jalon Moore	F	6-6	211	Fr.	HS	Birmingham, Ala.	Gardendale HS
12	Khalid Moore	F	6-7	208	Sr.	3VL	Briarwood, N.Y.	Archbishop Molloy HS
3	Bubba Parham	G	5-10	161	Sr.*	2VL	Snellville, Ga.	Brookwood HS/VMI
5	Deivon Smith	G	6-1	172	So.	TR	Loganville, Ga.	Grayson HS/Mississippi State
1	Kyle Sturdivant	G	6-2	197	Jr.	1VL	Norcross, Ga.	Norcross HS/Southern California
4	Jordan Usher	G/F	6-7	220	Sr.*	2VL	Canton, Ga.	Wheeler HS/Southern California

**Head Coach:** Josh Pastner (Arizona, 1997), 6th season

**Associate Head Coach:** Eric Reveno (Stanford, 1989), 6th season

**Assistant Coach:** Julian Swartz (Carroll College, 2005), 5th season

**Assistant Coach:** Anthony Wilkins (Kent State, 2013), 4th season

**Director of Operations:** Tyler Benson (St. Bonaventure, 2009), 6th season

**Associate Director of Player Personnel:** B.J. Elder (Georgia Tech, 2014), 3rd season

**Director of Scouting:** Hayden Sheridan (Arizona, 2016), 4th season

**Player Development Coach:** Eddie Dimas (Grand Canyon, 2015), 1st season

**Athletic Trainer:** Richard Stewart (Salisbury, 2005), 15th season

## Pronunciations

McCamish Pavilion	Mc-CAM-ish (like CAM Newton)
Saba Gigiberia	SOBB-uh GEE-GEE-buh-REE-uh (hard G)
Dallan "Deebo" Coleman	DELL-un, DEE-bo
Eddie Dimas	di-MAS
Jehloni James	juh-LONNIE
Jordan Meka	MECK-uh
Jalon Moore	JAY-lun
Khalid Moore	kuh-LEED
Bubba Parham	PAR-um
Eric Reveno	REV-uh-no
Deivon Smith	DAY-von
Kyle Sturdivant	STIR-de-vunt

## BY CLASS

**Seniors:** Michael Devoe, Bubba Parham, Khalid Moore, Jordan Usher

**Juniors:** Coleman Boyd, Rodney Howard, Jehloni James, Kyle Sturdivant

**Sophomores:** Saba Gigiberia, Tristan Maxwell, Jordan Meka, Deivon Smith

**Freshman:** Dallan "Deebo" Coleman, Brayden Daniels, Jermontae Hill, Miles Kelly, Jalon Moore

## BY STATE/COUNTRY

**Alabama:** Jalon Moore

**Cameroon:** Jordan Meka

**Florida:** Michael Devoe

**Georgia:** Coleman Boyd, Jermontae Hill, Jehloni James, Miles Kelly, Bubba Parham, Deivon Smith, Kyle Sturdivant, Jordan Usher

**Georgia (Republic of):** Saba Gigiberia

**Kentucky:** Brayden Daniels

**Michigan:** Rodney Howard

**New York:** Khalid Moore

**North Carolina:** Tristan Maxwell

**Tennessee:** Dallan "Deebo" Coleman

## BY MAJOR

**Business Administration:** Coleman Boyd, Dallan "Deebo" Coleman, Michael Devoe, Jehloni James, Miles Kelly, Jermontae Hill, Rodney Howard, Khalid Moore, Jordan Meka, Kyle Sturdivant, Jordan Usher

**Civil Engineering:** Jalon Moore

**History, Technology & Society:** Bubba Parham




**Industrial Engineering:** Brayden Daniels

**Literature, Media & Communication:** Saba Gigiberia, Tristan Maxwell, Deivon Smith

## BY HEIGHT

5-10	Bubba Parham
6-1	Coleman Boyd, Deivon Smith
6-2	Tristan Maxwell, Kyle Sturdivant
6-5	Michael Devoe, Miles Kelly
6-6	Deebo Coleman, Jermontae Hill, Jehloni James
6-7	Khalid Moore, Jordan Usher
6-8	Jordan Meka
6-9	David Didenko, Moses Wright
6-10	Rodney Howard
7-1	Saba Gigiberia

## RADIO/TV ROSTER

**Coleman  
Boyd**  
G • 6-1 • Jr.**30****Dallon "Deebo"  
Coleman**  
G • 6-3 • Fr.**10****Brayden  
Daniels**  
G • 6-4 • Fr.**33****Michael  
Devoe**  
G • 6-5 • Sr.**0****Saba  
Gigiberia**  
C • 7-1 • So.**2****Jermontae  
Hill**  
G • 6-6 • Fr.**43****Rodney  
Howard**  
F • 6-10 • Jr.**24****Jehloni  
James**  
F • 6-6 • Jr.**35****Miles  
Kelly**  
G • 6-5 • Fr.**13****Tristan  
Maxwell**  
G • 6-2 • So.**11****Jordan  
Meka**  
F • 6-8 • So.**23****Jalon  
Moore**  
F • 6-6 • Fr.**14****Khalid  
Moore**  
F • 6-7 • Sr.**12****Bubba  
Parham**  
G • 5-10 • Sr.**3****Deivon  
Smith**  
G • 6-1 • So.**5****Kyle  
Sturdivant**  
G • 6-2 • Jr.**1****Jordan  
Usher**  
G/F • 6-7 • Sr.**4****Josh Pastner**  
Head Coach

GAME NOTES

**Eric Reveno**  
Associate Head Coach**Julian Swartz**  
Assistant Coach**Anthony Wilkins**  
Assistant Coach**Tyler Benson**  
Director of Operations**B.J. Elder**  
Director of Player Personnel**Hayden Sheridan**  
Director of Scouting



# RADIO/TV CHEAT SHEET



0

**MICHAEL DEVOE**

**Guard • 6-5 • 191 • Senior • Orlando, Fla.**

Yr	GP/GS	PPG	RPG	APG	FG%	3FG%	FT%
2021-22	16/15	19.4	5.1	2.9	.478	.388	.761
<b>Season Highs</b>	<b>Pts: 37</b>	<b>Reb: 9</b>	<b>Ast: 7</b>	<b>Min: 42:43</b>			

Last Game: 22 pts (9-21 FG, 2-9 3pt), 1 reb, 2 ast in 33:01 vs. WF

**Notes**

- No. 2 in the ACC in scoring, No. 2 3pt FG%, No. 5 in minutes
- Nine times over 20 points this season, 22 points vs. Wake after season-low 2 at UNC
- Two games of 30+ points this season (JGA, WIS), eight of 20 or more
- ACC Tournament Outstanding Player in 2021; honorable mention All-ACC for the second straight year



1

**KYLE STURDIVANT**

**Guard • 6-2 • 197 • Junior • Norcross, Ga.**

Yr	GP/GS	PPG	RPG	APG	FG%	3FG%	FT%
2021-22	17/13	7.3	2.2	1.8	.427	.355	.758
<b>Season Highs</b>	<b>Pts: 17</b>	<b>Reb: 7</b>	<b>Ast: 4</b>	<b>Min: 37:58</b>			

Last Game: 4 pts (2-4 FG), 1 ast, 2 stl in 25:42 vs. WF

**Notes**

- Started 13 games this season at point guard, 23.1 min/g this season
- Double-digit points 3 times in last 7 games (10 vs. ND, 14 vs. LOU, 12 vs. GaSt), 8.8 ppg, 7-15 FG
- 30:22 assist/turnover ratio
- Played in every game of the 2020-21 season, All-ACC Academic Team



2

**SABA GIGIBERIA**

**Center/Forward • 7-1 • 248 • Sophomore • Tbilisi, Georgia**

Yr	GP/GS	PPG	RPG	BK/G	FG%	3FG%	FT%
2021-22	13/1	2.3	2.5	0.5	.481	.000	.500
<b>Season Highs</b>	<b>Pts: 8</b>	<b>Reb: 6</b>	<b>Blk: 2</b>	<b>Min: 16:47</b>			

Last Game: 8 pts (4-8 FG), 1 reb, 3 ast in 16:47 vs. WF

**Notes**

- Averaging 8.6 minutes off the bench in the post; career high 16:47 vs. WF (career-high 8 pts)
- Four-star post prospect originally from the Republic of Georgia, played in 8 games in 2020-21
- Played two years of HS basketball in the United States, senior year at Prolific Prep in Napa, Calif.
- Has a 7-foot-4 wingspan



3

**BUBBA PARHAM**

**Guard • 5-10 • 161 • Senior • Snellville, Ga.**

Yr	GP/GS	PPG	RPG	APG	FG%	3FG%	FT%
2021-22	2/0	0.0	0.5	2.0	.000	.000	.000
<b>Season Highs</b>	<b>Pts: 0</b>	<b>Reb: 1</b>	<b>Ast: 1</b>	<b>Min: 14:39</b>			

Last Game: did not play vs. WF (knee)

**Notes**

- Played vs. LOU, Duke after missing early season following knee surgery, DNP last 4 games (knee soreness)
- Started 13 games in 2020-21 (19 for his Tech career); 12 career double-digit games, 6 in 2020-21
- Turned the ball over just 13 times all last season, 36 assists (14 games with no turnovers)
- Former All-SoCon performer at VMI, has 1,439 career points, 230 career 3pt FG



4

**JORDAN USHER**

**Guard/Forward • 6-7 • 220 • Senior • Canton, Ga.**

Yr	GP/GS	PPG	RPG	APG	FG%	3FG%	FT%
2021-22	17/17	15.1	7.1	2.3	.483	.355	.648
<b>Season Highs</b>	<b>Pts: 30</b>	<b>Reb: 14</b>	<b>Ast: 6</b>	<b>Min: 40:04</b>			

Last Game: 13 pts (5-10 FG, 1-4 3pt), 5 reb, 2 stl in 22:40 vs. WF

**Notes**

- Averaging 16.6 ppg, 7.0 rpg over last 9 games, hit 49.1% from the floor, 15-of-37 3pt%, 16 steals
- Four 20-pt games this season - 21 vs. Georgia, 24 vs. Char. So., career-high 30 vs. Ga. State, 22 at UNC
- Four double-doubles this season vs. Stetson (14/11), Char. So. (24/10), Ga. State (30/11), Notre Dame (16/14)
- ACC All-Tournament first team in 2021, started all 63 games of his Tech career since his transfer from USC



5

**DEIVON SMITH**

**Guard • 6-1 • 172 • Sophomore • Loganville, Ga.**

Yr	GP/GS	PPG	RPG	APG	FG%	3FG%	FT%
2021-22	15/5	5.9	3.2	2.1	.381	.308	.556
<b>Season Highs</b>	<b>Pts: 16</b>	<b>Reb: 11</b>	<b>Ast: 5</b>	<b>Min: 30:05</b>			

Last Game: 2 pts (1-1 FG), 3 ast in 15:18 vs. WF

**Notes**

- Averaged 20.5 minutes this season as point guard with 5 starts; 32:29 assist/TO ratio
- 9 points, career-high 11 rebounds against Wisconsin; career-high 16 points (7-11 FG) with 0 TO at UNC
- Played in all 33 games, started 8 last year for Mississippi State, helping Bulldogs reach NIT championship game
- First name pronounced "DAY-von"



10

**DALLAN "DEEBO" COLEMAN**

**Guard • 6-6 • 215 • Freshman • Callahan, Fla.**

Yr	GP/GS	PPG	RPG	APG	FG%	3FG%	FT%
2021-22	16/3	5.9	2.0	0.6	.392	.222	.800
<b>Season Highs</b>	<b>Pts: 19</b>	<b>Reb: 5</b>	<b>Ast: 3</b>	<b>Min: 30:07</b>			

Last Game: 5 pts (2-9 FG, 1-5 3pt), 3 reb, 3 stl in 20:48 vs. WF

**Notes**

- Hitting 42.9% on threes for season, 34.6% in ACC games; 13 pts vs. UNC (3-4), 11 at BC (3-6)
- Scored 31 points (10-15 FG, 9-13 3pt FG) in back-to-back games vs. Stetson and Lamar (season-high 19 pts)
- Named Mr. Basketball in Florida following senior year, Class AAAA state player of the year
- Scored 2,539 points in his high school career, second in the region's history



11

**TRISTAN MAXWELL**

**Guard • 6-2 • 209 • Sophomore • Huntersville, N.C.**

Yr	GP/GS	PPG	RPG	APG	FG%	3FG%	FT%
2021-22	5/0	6.4	1.6	0.4	.344	.400	.500
<b>Season Highs</b>	<b>Pts: 22</b>	<b>Reb: 4</b>	<b>Ast: 1</b>	<b>Min: 25:56</b>			

Last Game: 4 pts (1-7 FG, 1-3 3pt), 4 reb, 1 ast, 1 stl in 10:56 vs. WF

**Notes**

- Played in 5 games, career-high 22 points at BC (7-11 3pt FG), 8-of-19 on threes vs. ACC
- Consensus N.C. state high school player of the year as a senior (played only 1 game due to right foot injury)
- Led North Mecklenburg HS to the state championship game, which was never held due to Covid-19
- North Mecklenburg's all-time leading scorer (2,253), NC HS record for 3pt FG (331)



12

**KHALID MOORE**

**Forward • 6-7 • 208 • Senior • Briarwood, N.Y.**

Yr	GP/GS	PPG	RPG	APG	FG%	3FG%	FT%
2021-22	17/17	5.6	4.0	0.8	.424	.222	.741
<b>Season Highs</b>	<b>Pts: 13</b>	<b>Reb: 8</b>	<b>Ast: 2</b>	<b>Min: 35:34</b>			

Last Game: 4 pts (1-3 FG, 2-2 FT), 3 reb, 1 ast, 1 stl in 27:39 vs. WF

**Notes**

- Versatile player who does a little of everything; started last 9 games of the 2020-21 season, all 17 this season
- Scored 6.4 ppg in ACC games (42.5% FG, 3-8 3pt); 13 pts vs. UNC (career-best vs. ACC team)
- Has 17 steals, 3rd on team
- Attended alma mater of legendary Tech guard Kenny Anderson, played on same AAU team as Jose Alvarado



13

**MILES KELLY**

**Guard • 6-5 • 171 • Freshman • Stone Mountain, Ga.**

Yr	GP/GS	PPG	RPG	APG	FG%	3FG%	FT%
2021-22	16/0	2.9	1.2	0.4	.352	.167	.800
<b>Season Highs</b>	<b>Pts: 8</b>	<b>Reb: 3</b>	<b>Ast: 2</b>	<b>Min: 21:36</b>			

Last Game: 1 pt (0-0 FG), 3 reb, 1 blk, 1 stl in 10:44 vs. WF

**Notes**

- Averaging 11.9 minutes off the bench, scored in each of last 4 games (3.0 ppg, 4-9 FG)
- Scored season-high 8 points (4-6 FG) with 2 assists, no turnovers in 22 minutes vs. Charleston Southern
- Attended Hargrave Military Academy in Virginia for his senior year of HS after starring at Parkview HS
- Helped Hargrave to a 31-1 record while averaging 17.3 ppg and hitting 46.1 pct. of his 3-pt FG



14

**JALON MOORE**

**Forward • 6-8 • 211 • Freshman • Birmingham, Ala.**

Yr	GP/GS	PPG	RPG	APG	FG%	3FG%	FT%
2021-22	4/0	1.8	1.5	0.0	.375	.000	.333
<b>Season Highs</b>	<b>Pts: 4</b>	<b>Reb: 2</b>	<b>Ast: 0</b>	<b>Min: 5:34</b>			

Last Game: did not play vs. WF

**Notes**

- Promising and physically strong frontcourt player who has played 4 games off the bench this season
- All-state performer from Gardendale HS in Alabama and a 3-star prospect
- Ranked as high as No. 120 in the 247Sports Composite rankings
- Averaged 21.7 points, 9.0 rebounds, 2.6 assists and 1.5 blocks as a senior



23

**JORDAN MEKA**

**Center/Forward • 6-8 • 225 • Sophomore • Yaoundé, Cameroon**

Yr	GP/GS	PPG	RPG	APG	FG%	3FG%	FT%
2021-22	7/3	0.6	3.7	1.1	.182	.000	.000
<b>Season Highs</b>	<b>Pts: 2</b>	<b>Reb: 7</b>	<b>Blk: 2</b>	<b>Min: 21:19</b>			

Last Game: did not play vs. WF

**Notes**

- Played in 7 games this season, 17+ minutes in 4 games before BC (3 starts) with 24 rebounds and 8 blocks
- Four-time all-state and all-Atlanta metro performer who set school records for points, rebounds, blocked shots
- Led Mt. Bethel to two Georgia Independent Christian Athletic Association state titles, one trip to class A semifinals
- Played only 1 game as a freshman before having back surgery and missing the remainder; 2 games this season



24

**RODNEY HOWARD**

**Center/Forward • 6-10 • 246 • Junior • Ypsilanti, Mich.**

Yr	GP/GS	PPG	RPG	BK/G	FG%	3FG%	FT%
2021-22	11/11	6.2	5.5	1.1	.518	.000	.500
<b>Season Highs</b>	<b>Pts: 12</b>	<b>Reb: 14</b>	<b>Blk: 4</b>	<b>Min: 36:22</b>			

Last Game: 1 pt (0-2 FG, 1-2 FT), 4 reb, 1 blk, 1 stl in 16:25 vs. WF

**Notes**

- Started first 11 games (51.8% FG), missed last 5 games with ankle injury, returned to play 16:25 vs. WF
- Scored in double figures 3 times this season, career-high 12 pts (6-6 FG) vs. Charleston Southern
- First career double-double with 10 pts/14 reb in season opener vs. Miami; 2.1 assists per game
- Played in 19 games (12 ACC) last season after transferring from Georgia

GAME NOTES