



# GEORGIA TECH BASKETBALL 2021-22

ACC Champions 1985, 1990, 1993, 2021 • Final Four 1990, 2004 • 17 NCAA Tournament appearances

## 2021-22 Schedule/Results

Date	Opponent	TV	Time
O31	MOREHOUSE (exh)	--	W, 89-52
N9	MIAMI, OHIO	ACCNX	L, 69-72
N12	STETSON	ACCNX	W, 77-52
N15	LAMAR	ACCNX	W, 75-66
N19	at Georgia	SECN	W, 88-78
N22	CHARLESTON SOUTHERN	ACCN	W, 85-70
N26	GEORGIA SOUTHERN	RSN	W, 61-59
D1	WISCONSIN* (23/21)	ESPN2	L, 66-70
D5	NORTH CAROLINA (rv)	ESPN2	L, 62-79
D11	vs. LSU# (25/24)	ESPN2	6 p.m.
D18	vs. Southern Cal+ (16/15)	Pac12	4 p.m.
D21	GEORGIA STATE	RSN	9 p.m.
D23	ALABAMA A&M	ACCN	7 p.m.
D29	at Syracuse	RSN	7 p.m.
J1	LOUISVILLE	ACCN	2 p.m.
J4	at Duke (3/3)	ACCN	9 p.m.
J8	NOTRE DAME	ACCN	6 p.m.
J12	at Boston College	RSN	9 p.m.
J15	at North Carolina (rv)	ACCN	8 p.m.
J19	WAKE FOREST (rv)	ESPNU	7 p.m.
J26	FLORIDA STATE	ACCN	9 p.m.
J29	MIAMI	RSN	12 p.m.
F2	at Virginia Tech	ACCN	9 p.m.
F5	CLEMSON	RSN	2 p.m.
F9	at Miami	RSN	7 p.m.
F12	at Virginia	ESPN/2	4 p.m.
F15	N.C. STATE	ACCN	8 p.m.
F19	at Pittsburgh	ACCN	7 p.m.
F23	VIRGINIA TECH	ESPN/ESPN2	9 p.m.
F26	at Notre Dame	ACCN	5 p.m.
M2	at Clemson	ACCN	7 p.m.
M5	BOSTON COLLEGE	RSN	12 p.m.

M8-12 ACC Tournament (Brooklyn, N.Y.)

\*Big Ten/ACC Challenge; #Holiday Hoopsgiving (State Farm Arena, Atlanta, Ga.); +Jerry Colangelo Classic (Phoenix, Ariz.)

All times Eastern; home games in ALL CAPS

(AP/USA) - rankings in AP/coaches polls at time of game, current rankings for upcoming games (rv=receiving votes)

## RADIO: Georgia Tech Sports Network by Legends Sports

Announcers	Andy Demetra, Randy Waters
Engineer	Miller Pope
Flagship station in Atlanta	680 AM, 93.7 FM
Satellite Radio	XM 384, SiriusXM app 974
Online	GT Gameday App, Ramblinwreck.com
TuneIn	buzz.gt/LiveTuneIn

## ONLINE STREAM: ESPN2

Announcers	Dave Neal, Daymeon Fishback
------------	-----------------------------

## COMMUNICATIONS

GTMBB contact	Mike Stamus
Phone	404-894-5445 (ofc), 404-218-9723 (cell)
E-mail	mstamus@athletics.gatech.edu

## SOCIAL MEDIA: #TogetherWeSwarm

Official Twitter	@GTMBB / @GTJoshPastner
Facebook	gtmensbasketball
Instagram	gtmensbasketball

## GEORGIA TECH (5-3, 0-1 ACC) vs. #25/24 LSU (8-0, 0-0 SEC)

Game 8 • Holiday Hoopsgiving • December 11, 2021 • 6 p.m.

### Jackets Take on LSU at State Farm Arena

Facing each other for the first time in 10 years, Georgia Tech and No. 25/24 LSU are set to battle on the hardwood at 6 p.m. Saturday in downtown Atlanta, the third game of four scheduled for the second Holiday Hoopsgiving event at State Farm Arena.

Looking to snap a two-game losing streak, the defending Atlantic Coast Conference Yellow Jackets (5-3) are facing their second top-25 team in the last three games on the heels of losses to No. 23/21 Wisconsin (70-66) and North Carolina (79-62) last week at McCamish Pavilion. Tech had won five straight prior to that, including an 88-78 road win at Georgia.

Reigning ACC Tournament MVP **Michael Devoe** (Orlando, Fla.), the ACC's leading scorer (23.6 points per game) and three-point shooter (54.5 percent, 3.43 made per game), leads the Jackets along with senior forward **Jordan Usher** (Canton, Ga.), averaging 13.5 points and 7.1 rebounds per game.

LSU (8-0) has played six of its eight games in Baton Rouge, also venturing to Florida for the Emerald Coast Classic, where the Tigers defeated Penn State (68-63 in overtime) and Wake Forest (75-61) the weekend after Thanksgiving. LSU has not played since Dec. 1, a 66-51 victory over Ohio.

Saturday's game will be televised live on ESPN2, and also

### GAME INFORMATION

Event/Site	State Farm Arena, Atlanta, Ga.
Series vs. LSU	LSU leads, 21-14
In Atlanta	series tied 7-7
Last meeting	11/20/2011 - LSU won, 59-50

### GEORGIA TECH YELLOW JACKETS

Rankings (AP/coaches/KenPom/NET)	nr   nr   86   146
Record breakdown	4-3 home   1-0 road   0-0 neutral
Head coach	Josh Pastner (Arizona, 1997)
Career record/at GT	254-152 ! (13th yr)   87-79 ! (6th yr)
Pastner vs. LSU	2-0
Next game	Dec. 18 vs. USC (Phoenix, Ariz.)

! On-court record - 22 wins and 1 loss vacated by NCAA Committee on Infractions

### LSU TIGERS

Rankings (AP/coaches/KenPom/NET)	25   24   17   12
Record breakdown	6-0 home   0-0 road   2-0 neutral
Head coach	Will Wade (Clemson, 2005)
Career record/at LSU	182-85 (9th yr)   91-40 (5th yr)
Wade vs. Tech	0-0
Next game	Dec. 14 vs. Northwestern State

## ROSTER AT-A-GLANCE (#indicates last-game starter, \*5th-yr senior)

<b>30</b>	Coleman Boyd..... G ..... 6-1 ..... 173..... Jr..... Smyrna, Ga. ....--
	> Non-scholarship player 3rd year at Tech, played in 6 games
<b>10</b>	Dallan "Deebo" Coleman... G ..... 6-6 ..... 215..... Fr..... Memphis, Tenn. ....7.6 ppg....2.3 rpg
	> 2021 Mr. Basketball in state of Fla. (West Nassau HS); 22.9 min/g off bench; 58.3% 3pt FG (14-of-24)
<b>33</b>	Brayden Daniels..... G ..... 6-4 ..... 170..... Fr..... Louisville, Ky.....--
	> Non-scholarship player, 1st year at Tech
<b>0</b>	Michael Devoe# ..... G ..... 6-5 ..... 193..... Sr..... Orlando, Fla. ....23.6 ppg....3.9 apg
	> Leads ACC in PPG, No 2 in nation; Leads ACC and ranked 4th nationally in 3pt FG% (54.5)
<b>2</b>	Saba Gigiberia..... C/F ..... 7-1 ..... 248..... So..... Tbilisi, Georgia .....1.4 ppg....1.7 rpg
	> Played in 8 games as a freshman; 5.9 mpg so far this season; career-hi 6 pts vs. Charleston Southern
<b>43</b>	Jermontae Hill..... G ..... 6-6 ..... 198..... Fr..... Atlanta, Ga. ....--
	> Non-scholarship player, 1st year at Tech
<b>24</b>	Rodney Howard#..... C/F ..... 6-10 ..... 246..... Jr..... Ypsilanti, Mich.....7.5 ppg....6.5 rpg
	> Three games in double-figure points, hitting 57.8% FG, 17 assists
<b>35</b>	Jehloni James..... F ..... 6-6 ..... 192..... Jr..... Sugar Hill, Ga. ....--
	> Non-scholarship forward in his 3rd year with the program, played in 5 games
<b>13</b>	Miles Kelly ..... G ..... 6-5 ..... 171..... Fr..... Lilburn, Ga.....3.3 ppg....1.3 rpg
	> Prepped at Hargrave Military Acad. following career at Parkview HS; avg 11.2 minutes off bench so far
<b>11</b>	Tristan Maxwell..... G ..... 6-2 ..... 209..... So..... Huntersville, N.C.....--
	> 2020 N.C. state HS POY; played 1 game (foot injury) last season; out 1st 3 games with dental problems
<b>23</b>	Jordan Meka..... C/F ..... 6-8 ..... 225..... So..... Yaoundé, Cameroon.....0.0 ppg....1.0 rpg
	> Multi-yr all-state at Mt. Bethel Christian (Marietta, Ga.); played 9 minutes off bench vs. Stetson/Lamar
<b>14</b>	Jalon Moore..... F ..... 6-6 ..... 211..... Fr..... Gardendale, Ala. ....--
	> 3-star forward voted all-state in Alabama; played in 2 games this season
<b>12</b>	Khalid Moore#..... F ..... 6-7 ..... 208..... Sr..... Briarwood, N.Y.....5.5 ppg....3.8 rpg
	> Started last 9 games of 2020-21 season, all 8 games this season; 13 pts vs. UNC, 21 total last 2 games
<b>3</b>	Bubba Parham ..... G ..... 5-10 ..... 161..... Sr.* ..... Snellville, Ga.....--
	> Scored in double digits in 6 games; 89 3pt FGA 3rd on team (33%); currently sidelined with knee injury
<b>5</b>	Deivon Smith ..... G ..... 6-1 ..... 172..... So..... Loganville, Ga.....7.3 ppg....2.9 apg
	> Transfer from Miss. St.; 23.2 mpg this season; season-hi 11 pts vs. Ch. So.; 20:11 asst/TO ratio
<b>1</b>	Kyle Sturdivant#..... G ..... 6-2 ..... 197..... Jr..... Norcross, Ga.....6.8 ppg....2.3 apg
	> Started all 8 games at PG (22.0 min/g), 18:11 ast/TO ratio; double-digit pts vs. Charleston So., Georgia So.
<b>4</b>	Jordan Usher# ..... G/F ..... 6-7 ..... 220..... Sr.* ..... Canton, Ga. ....13.5 ppg....7.1 rpg
	> Double-figure points 5 of 8 games, double-figure rebs 3 times; shooting 47.4% from floor

## TECH NOTEBOOK

## Tech Team Statistics

Category	2021-22	ACC	NCAA
Scoring offense	72.9	8	166
Scoring defense	68.3	11	172
Scoring margin	+4.6	11	174
Field goal pct.	.479	4	46
Field goal pct. def.	.437	13	236
3-pt FG pct.	.403	3	13
3-pt FG made	7.0	9	210
3-pt FG pct. def.	.317	3	139
3-pt FG allowed	7.1	-	-
Free throw pct.	.675	13	249
Free throws made	10.4	13	276
Free throws against	10.6	-	-
Rebound average	36.1	8	178
Rebound margin	+4.6	5	94
O-Reb per game	9.5	8	218
D-Reb per game	26.6	6	130
Assists per game	14.5	6	111
Assist/TO ratio	1.1	8	114
Turnover margin	-0.4	11	217
Turnovers per game	12.9	11	152
Turnovers forced	12.5	10	252
Blocks per game	2.4	14	285
Steals per game	7.1	8	162
Personal fouls per game	17.2	14	215

Rankings through games of December 8

## Games Started

Player	Consec.	2021-22	Career	Conf.
Deebo Coleman	1	1	1	-
Michael Devoe	2	6	83	58
Saba Gigiberia	-	-	-	-
Rodney Howard	8	8	12	-
Miles Kelly	-	-	-	-
Tristan Maxwell	-	-	-	-
Jordan Meka	-	-	-	-
Jalon Moore	-	-	-	-
Khalid Moore	17	8	41	20
Bubba Parham	-	-	82	46
Deivon Smith	-	1	9	5
Kyle Sturdivant	8	8	8	-
Jordan Usher	57	8	61	39

\*includes starts at previous school

Career ACC includes ACC Tournament starts

## Non-Conference Breakdown

Team	Conf.	Record	Conf.	KP	NET
Alabama A&M	SWAC	1-4	-	336	338
Charleston So.	Big South	3-6	-	342	332
Georgia	SEC	4-5	-	162	208
Georgia Southern Sun Belt		4-3	-	215	136
Georgia State	Sun Belt	5-3	-	125	165
Lamar	WAC	2-7	-	286	331
LSU	SEC	8-0	-	17	2
Miami (Ohio)	MAC	5-3	-	120	118
Southern Cal	Pac-12	9-0	2-0	13	7
Stetson	A-Sun	2-5	-	241	296
Wisconsin	Big Ten	7-1	-	26	18
GT strength of schedule rank				266	228
GT NC strength of schedule rank				311	284

vs. Quad 1: 0-2 vs. Quad 2: 0-0

vs. Quad 3: 2-1 vs. Quad 4: 3-0

KP - KenPom.com, NET - NCAA NET rankings

Rankings through games of December 8

streamed live on the ESPN app. Radio coverage will be on the Georgia Tech Sports Network by Legends Sports and flagship station WCNN (680/93.7 the Fan), and on satellite radio (XM channel 384, SiriusXM app 974).

## The Opening Tip

• **Deja vu** - Georgia Tech finds itself playing a top-25 team at State Farm Arena on the heels of a two-game losing streak for the second year in a row. Last December, the Yellow Jackets downed No. 20 Kentucky, 79-62, in the Holiday Hoopsgiving event after opening the season with home losses to Georgia State and Mercer.

• **Discount double check** - Tech has an 8-11 all-time record in State Farm Arena, including a 5-4 mark in games that were technically neutral-site contests. The arena served as Tech's home court during the 2011-12 season when McCamish Pavilion was being built, going 3-7. Tech's non-conference wins in State Farm Arena include Kentucky (twice), Syracuse (in 2001), St. Louis and Air Force.

• **Fight the power** - Saturday's game is the third in a stretch of four straight for Georgia Tech against power conference foes. Tech hosted No. 23/21 Wisconsin (70-66 loss) and North Carolina (79-62) last week, and follow up its contest against No. 25/24 LSU with a game against No. 16/15 Southern California next Saturday in Phoenix, Ariz.

• **From downtown** - Tech enters Saturday's game ranked No. 3 in the ACC and No. 13 nationally in three-point field goal percentage (40.3). After hitting just four 3s in 17 attempts (all by Michael Devoe) against Miami of Ohio, Georgia Tech has gone 52-of-122 (42.6 percent) in the last seven games, including 6-of-16 against North Carolina (three players hit a 3 in the game).

• **Friendly confines** - The Jackets play seven of their first eight games this season at McCamish Pavilion. Tech does not leave the state of Georgia to play until Dec. 18, when it travels to Phoenix, Ariz., to play Southern California.

• **Gang rebounding** - Tech has outrebounded six of its eight opponents this season and has a plus-4.6 rebound margin collectively, fifth in the ACC and the best mark for the Yellow Jackets in five-plus seasons under head coach Josh Pastner. Tech has finished a season on the plus side of rebounding margin only once in that span (+0.1 in 2017-18).

• **Mikey likes it** - Michael Devoe leads the ACC in scoring average (23.6 ppg) and three-point percentage (54.5), and ranks No. 2 and 5, respectively, in the nation on those categories.

• **Climbing the ladder** - After beginning the season No. 36 in career points at Tech, the 6-5 guard has jumped to 24th on the Tech career points list with 1,314 points, passing such Tech luminaries as Iman Shumpert, Drew Barry, Jarrett Jack, Michael Maddox and Tico Brown.

• **Two-point conversion** - Splitting the point guard duties nearly evenly, Kyle Sturdivant and Deivon Smith have combined to average 13.1 points and 4.8 assists over seven games, while compiling a 38:22 assist/turnover ratio. Sturdivant has started all eight games, while Smith missed one game with the flu. They played together for much of Tech's win over Charleston Southern in the absence of Michael Devoe.

• **Postman rings twice** - A rotation of Rodney Howard and Saba Gigiberia, has filled the 5-spot vacated by ACC Player of the Year Moses Wright, Tech has received an aggregate 8.9 points and 8.0 rebounds per game from those two. Howard, who has started all eight games and averaged 29.9 minutes, has accounted for most of that production.

## Series Notes vs. LSU

• LSU holds a 21-14 lead in the overall series that began in 1927, when both teams were members of the Southern Conference.

• The teams last met on Nov. 20, 2011, with LSU capturing a 59-50 victory in the fifth-place game of the

## Series vs. LSU

## Tech trails, 14-21

## Home: 7-5, Away: 6-11, Neutral: 1-5

2-10-1927	.....a	L	27-29
2-26-1932	.....n1	L	33-36
2-14-1938	.....a	L	35-47
2-9-1939	.....h9	W	37-35
2/2-1940	.....a	W	34-33
2-10-1941	.....a	L	41-43
2-6-1942	.....a	L	41-54
2-5-1943	.....h9	W	45-44
1-10-1948	.....a	W	52-40
1-26-1948	.....h	L	46-54
1-8-1949	.....a	L	59-65
2-7-1949	.....h9	L	63-72
3-3-1949	.....n2	L	53-55
1-6-1950	.....a	L	52-63
2-6-1950	.....h9	W	85-58
1-5-1951	.....a	L	49-68
2-4-1952	.....h9	L	51-73
2-21-1953	.....a	L	52-76
2-13-1954	.....17/12	h9	L 54-89
2-12-1955 (ot)	.....a	W	79-72
2-13-1956	.....h9	W	97-74
2-11-1957	.....a	W	87-60
2-10-1958	.....19/nr	a	W 88-61
2-9-1959	.....a	W	64-63
2-8-1960	.....6/6	h10	W 76-56
2-11-1961	.....a	L	50-63
2-10-1962	.....h10	L	51-52
2-9-1963	.....6/6	a	L 54-56
2-7-1964	.....h10	W	51-49
3-20-1986	.....6/6	n3	L 64-70
12-14-1986	.....15/nr	a	L 49-52
3-13-1987	.....n4	L	79-85
12-16-1987	.....h11	W	87-70
3-17-1990	.....9/7	19/nr	n5 W 94-91
11-20-2011	.....n6	L	50-59

n1-SEC Tournament (City Auditorium, Atlanta, Ga.); n2-SEC

Tournament (Louisville, Ky.); n3-NCAA Southeast Regional

semifinal (The Omni, Atlanta, Ga.); n4-NCAA Midwest Regional

first round (Rosemont Horizon, Chicago, Ill.); n5-NCAA Southeast

Regional second round (Thompson-Boling Arena, Knoxville,

Tenn.); n6-Charleston Classic (TD Arena, Charleston, S.C.)

## Tech in State Farm Arena

12-1-1999	Michigan <sup>2</sup>	L, 77-80
12-11-1999	Stanford <sup>1</sup>	L, 61-64 (ot)
12-9-2000	Kentucky <sup>1</sup>	W, 86-84
12-16-2001	Syracuse <sup>1</sup>	W, 96-80
12-15-2002	Tennessee <sup>1</sup>	L, 69-70
12-13-2003	Saint Louis <sup>1</sup>	W, 75-62
12-11-2004	Air Force <sup>1</sup>	W, 64-42
11-29-2011	Northwestern <sup>2</sup>	L, 60-76
1-3-2012	Alabama	L, 48-73
1-7-2012	Duke	L, 74-81
1-19-2012	Virginia	L, 38-70
1-24-2012	Miami	L, 49-64
2-4-2012	Boston College	W, 51-47
2-9-2012	NC State	L, 52-61
2-21-2012	Clemson	L, 37-56
2-25-2012	Maryland	W, 63-61
3-3-2012	Boston College	W, 69-62
3-8-2012	Miami <sup>4</sup>	L, 36-54
12/6/2020	Kentucky <sup>5</sup>	W, 79-62

<sup>1</sup>Chick-fil-A Classic for Kids; <sup>2</sup>ACC/Big Ten Challenge;<sup>4</sup>ACC Tournament; <sup>5</sup>Holiday Hoopsgiving

# TECH NOTEBOOK

## Just Georgia Tech, please...

*The Georgia Institute of Technology is the official title, but Georgia Tech will work fine, or just Tech (unless you're in Virginia or Texas). We would appreciate it if you would use our name in those ways. Georgia Tech University is incorrect. Thank you.*

## Georgia Tech Quick Facts

<b>Official Name:</b>	Georgia Institute of Technology
<b>Location:</b>	Atlanta, Ga.
<b>Enrollment:</b>	43,859
<b>Founded:</b>	1885
<b>Colors:</b>	Old Gold and White
<b>Nickname:</b>	Yellow Jackets, Ramblin' Wreck
<b>Mascot:</b>	Buzz (Yellow Jacket)
<b>Fight Songs:</b>	Ramblin' Wreck, White and Gold
<b>Conference:</b>	Atlantic Coast (ACC)
<b>Home Arena:</b>	McCamish Pavilion (capacity 8,600)
<b>President:</b>	Dr. Angel Cabrera
<b>Director of Athletics:</b>	Todd Stansbury
<b>Faculty Rep. for Athletics:</b>	Dr. Baratunde Cola
<b>Head Coach:</b>	Josh Pastner (Arizona, 1997)
<b>Record at Tech:</b>	87-79 1 (6th season)
<b>Overall:</b>	254-152 1 (13th season)
<b>ACC Regular Season:</b>	42-50 1
<b>ACC Tournament:</b>	2-3
<b>NCAA Tournament:</b>	2-5
<b>Associate Head Coach:</b>	Eric Reveno (Stanford, 1989), 5th season
<b>Assistant Coach:</b>	Julian Swartz (Carroll College, 2005), 5th season
<b>Assistant Coach:</b>	Anthony Wilkins (Kent State, 2013), 3rd season
<b>Assoc. Dir. of Player Personnel:</b>	B.J. Elder (Georgia Tech, 2014)
<b>Director of Operations:</b>	Tyler Benson (St. Bonaventure, 2009)
<b>Director of Scouting:</b>	Hayden Sheridan (Arizona, 2016)
<b>Player Development Coach:</b>	Eddie Dimas (Grand Canyon, 2015)
<b>Athletic Trainer:</b>	Richard Stewart (Salisbury, 2005)
<i>! On-court record (Georgia Tech had 22 wins and one loss during the 2016-17 and 2017-18 seasons vacated by the NCAA's Committee on Infractions.)</i>	

## Basketball History

<b>107th season:</b>	1st game, Feb. 17, 1906 vs. Auburn
<b>All-time Record:</b>	1,415-1,270 1
<b>Winning/Losing/500 Seasons:</b>	8 53 / 47 / 4
<b>NCAA Appearances (17):</b>	23-17 record
1960, 1985, 1986, 1987, 1988, 1989, 1990, 1991, 1992, 1993, 1996, 2001, 2004, 2005, 2007, 2010	
<b>Final Fours (2):</b>	1990, 2004
<b>NIT Appearances (8):</b>	10-8 record
1970, 1971, 1984, 1994, 1998, 1999, 2003, 2016	
<b>ACC Championships (4):</b>	1985, 1990, 1993, 2021
<b>ACC Regular-Season Titles (2):</b>	1985 (tie), 1996
<b>ACC Regular-Season Record (43rd season):</b>	276-392 1
<b>ACC Tournament Record:</b>	28-37
<b>SEC Championships (1):</b>	1938
<b>SEC Regular-Season Titles (1):</b>	1937
<b>SEC Regular-Season Record (1932-64):</b>	201-207
<b>Metro Conference Regular-Season Record (1975-78):</b>	9-10
<b>Metro Conference Tournament Record:</b>	4-3
<b>Record at McCamish Pavilion:</b>	107-56 1 (10th season)
<b>Record at Alexander Memorial Coliseum:</b>	556-194 (55 seasons, 1956-2011)
<b>Record at State Farm Arena:</b>	8-11
<b>Record at Infinite Energy Center:</b>	4-1
<b>Record at Georgia Dome:</b>	9-5
<b>All-Time Head Coaches:</b>	14
<b>ACC Head Coaches:</b>	5
<b>All-America Selections:</b>	14 (12 players)
<b>Consensus All-Americans:</b>	2
<b>First-Team All-Americans:</b>	5
<b>National Players of the Year:</b>	1
<b>All-ACC Selections:</b>	56 times (33 players)
<b>ACC Players of the Year:</b>	2
<b>ACC Rookies of the Year:</b>	11
<b>ACC Coaches of the Year:</b>	5 (3 coaches)
<b>ACC Tournament MVPs:</b>	4
<b>ACC All-Freshman Team:</b>	15

Charleston (S.C.) Classic. In that meeting, Tech was led by 14 points from Mfon Udofia, now an assistant coach with the College Park Skyhawks (the Atlanta Hawks' G League affiliate), and 10 from Kammeon Holsey, now a member of the Agua Caliente Clippers (the L.A. Clippers G League affiliate).

- Both teams became members of the Southeastern Conference in 1932, and the Yellow Jackets went 12-17 against the Tigers before Tech departed the SEC in 1964.

- Since then, the teams have met six times, and the Tigers have won four of those games.

- Five of those meetings occurred at neutral sites, three of them in the NCAA Tournament - LSU defeated Tech in 1986 in the Omni in Atlanta and in 1987 in Chicago. The Jackets, most notably, won a second-round game in 1990 in Knoxville, Tenn., on the way to its first Final Four. That LSU team that featured Shaquille O'Neal, Stanley Roberts and Chris Jackson.

- The lone on-campus meeting took place on Dec. 14, 1986 in Baton Rouge, with the Tigers winning 52-49. LSU returned to Atlanta the next December, where Tech captured an 87-70 victory at the Omni.

- Saturday's game marks the 13th meeting between the two teams in the city of Atlanta. Ten of those took place on Tech's campus, and two at the Omni, which sat on the same footprint as State Farm Arena does today.

## Last Time Out

A four-and-a-half minute, second-half scoring drought for Georgia Tech men's basketball proved to be too much to overcome as it fell 79-62 to hot-shooting North Carolina on Sunday afternoon at McCamish Pavilion.

After keeping the first half neck-and-neck, reaching the intermission tied at 31 apiece, Tech edged ahead 35-31 four minutes into the second half before the Tar Heels went on a 19-4 run to take control of the game. The Yellow Jackets (5-3, 0-1 ACC) were unable to keep up with the red-hot shooting Tar Heels (6-2, 1-0 ACC), who shot a blistering 56.4 percent from the field and 58.8 percent from three-point land to push their lead out to 19.

Conversely, Tech shot at a 46.3-percent clip overall, including a 42.9 percentage from downtown.

Individually, the Jackets had a balanced attack offensively. Michael Devoe, Khalid Moore and Deebo Coleman all led the way with 13 points apiece, while Kyle Sturdivant also finished in double digits with 11 points.

## Etcetera

- North Carolina's 56.4-percent shooting from the floor and its 58.8 percent from three-point range were season highs against Tech.

- Tech's 10 steals against UNC were a season high.

- Tech has outrebounded its opponent in six of eight games this season, but North Carolina won the battle Sunday, 33-21.

- Tech matched its season low for turnovers with 10 against North Carolina (also 10 vs. Lamar), but lost the turnover battle for the sixth time in eight games this season.

- After scoring more than 80 points each against Georgia and Charleston Southern, the Yellow Jackets have fallen short of 70 in each of their last three games. Tech has shot 42.1 collectively over its last three games.

- Tech has just 15 assists combined in its last two games on 47 made field goals, far below its season percentage.

- Khalid Moore has scored 21 points over Tech's last two games on 8-of-11 shooting from the floor. The 6-7 senior scored 13 against North Carolina, a career-best vs. an ACC opponent, for his eighth career double-digit game. He scored eight against Wisconsin when he was limited by foul trouble. His season high prior to that was five in each of the first three games of the season.

- Michael Devoe has hit a 3 in his last 17 straight games dating back to last Feb. 10 vs. Virginia, and went 5-of-10

## Georgia Tech By the Numbers

1	SEC Championships
1	NCAA Post-Graduate Scholar
1	Naismith Award winner
2	Final Four appearances
2	ACC regular-season titles
2	ACC Players of the Year
2	National Freshmen of the Year
3	Years a Member of the Metro Conference
4	ACC Championships
5	First-team All-America players
6	Jersey numbers retired
6	Academic All-Americans
7	NCAA Sweet 16 appearances
8	Wins over teams ranked No. 1
8	NBA lottery picks
12	ACC Rookie of the Year honorees
14	Head coaches in program history
17	NCAA Tournament berths
19	NBA first-round draft picks
25	Total postseason berths (NCAA and NIT)
32	Years a Member of the SEC
42	Years a Member of the ACC
47	Players taken in the NBA Draft
49	Players selected All-ACC
228	Weeks ranked in either AP or Coaches Poll

from distance against Wisconsin. The 2021 ACC Tournament MVP made at least one in 23 of 26 games last season, including the final 10 in a row.

- Devoe was 1-of-5 from three-point range and has connected on 54.5 percent for the season. He is averaging 23.4 points per game. Devoe continues to lead the ACC in both categories, and ranks No 2 and 5, respectively, in the nation.

- Devoe has reached double figures in 17 straight games as well, with that Virginia game being the last time he didn't, and has done so 66 times in his career. He has scored 20 or more points 24 times.

- Freshman Deebo Coleman reached double figures in points for the third time this season, scoring 13 against North Carolina. He previously scored 12 against Stetson and 19 vs. Lamar back-to-back in games 2-3 this season.

- Coleman hit 2-of-3 from three-point range against North Carolina and is 12-of-23 for the season. The 6-6 freshman has the highest offensive rating (129.3, 93rd nationally) on the team, according to KenPom.com.

## Pastner's Key Metrics

- Assists to made field goals:** The Jackets have 116 assists on 222 made field goals this season (52.3 percent), including 15 on 47 made vs. in its last two games. Its nightly goal is to assist on 60 percent of its made field goals, which Tech has met three times this season.

- Free throws made to opponents' attempts:** Tech went 6-of-7 from the free throw line to North Carolina's 7-of-8. The Jackets are nearly even with their opponents on free throws this season (83-of-123 to 85-of-129). Tech's goal each night is to make more free throws than the opponent attempts, which the Jackets have done once this season.

- Turnovers:** Tech has won the turnover battle in three of eight games this season. The Jackets had 13 to North Carolina's 14. Tech won the turnover battle in 21 of 26 games last season. Target each night is to commit 11 or fewer, which has Tech met three this season (14 times last season). More telling for Tech under Josh Pastner is that when Tech has committed fewer turnovers than its opponent, it is 45-24. When it has committed more, it is 37-46.

## TECH NOTEBOOK

## Tech's Record

	2021-22	CJP
At home	4-3	64-29
On the road	1-0	18-40
At neutral sites	0-0	5-7
Vs. top-10 opponents	0-0	3-14
Vs. top-25 opponents	0-1	11-27
Vs. teams over .500	3-2	53-67
Vs. teams under .500	0-0	26-6
Vs. teams at .500	2-1	7-5
While in the top 25	0-0	0-0

In November	5-1	19-9
In December	0-2	19-19
In January	0-0	20-19
In February	0-0	15-25
In March/April	0-0	14-6

Wearing white uniforms	3-2	60-28
Wearing gold uniforms	1-1	16-28
Wearing navy uniforms	1-0	12-19
Wearing black uniforms	0-0	0-0

Game is decided by 5 pts./fewer or OT	1-2	21-21
Game is decided by 10/fewer or OT	3-1	41-41

Leading at the half	4-0	64-17
Trailing at the half	1-1	21-59
Tied at the half	0-2	2-2
Leading with 5:00 to play	5-1	76-7
Trailing with 5:00 to play	0-2	8-69
Tied with 5:00 to play	0-0	2-3
In overtime games	0-0	4-3
After a bye in the ACC schedule	0-0	2-3

Tech scores 100 or more points	0-0	0-1
Tech scores 70 or more points	4-0	62-15
Tech scores fewer than 70 points	1-3	26-63
Opponent scores 100 or more points	0-0	0-2
Opponent scores 70 or more	2-3	17-48
Opponent scores fewer than 70	3-0	72-28
Opponent scores fewer than 50	0-0	4-0

Tech shoots 50 pct. or better	3-0	35-9
Opponent shoots 50 pct. or better	0-1	5-15
Opponent shoots under 40 pct.	1-1	52-16
Tech has a higher FG% than opponent	4-1	80-21
Tech has a lower FG% than opponent	1-2	4-54
FG percentage is even	0-0	0-2

Tech has more 3-point FGs	3-0	31-18
Tech has fewer 3-point FGs	1-3	43-50
3-point FGs are even	1-0	13-8

Tech attempts more FT than opponent	1-0	61-21
Tech attempts fewer FT than opponent	2-3	20-52
Free throw attempts are even	2-0	6-5

Tech outrebounds opponent	4-2	46-22
Opponent outrebounds Tech	1-1	35-56
Rebounds are even	0-0	6-1

Tech has fewer turnovers than opponent	3-1	45-24
Tech has more turnovers than opponent	2-2	39-46
Turnovers are even	0-0	4-6
Tech has more assists than turnovers	4-0	58-23

Committing more fouls	3-3	22-49
Committing fewer fouls	2-0	58-21
Fouls are even	0-0	7-8

4/more Jackets score in double figures	1-0	41-17
A Jacket scores 20 or more	3-2	54-40
A Jacket scores 30 or more	1-1	5-4

Scoring more bench points	2-2	37-27
Scoring fewer bench points	3-0	48-44
Bench scoring is even	0-1	2-6

• **Guard rebounding:** Tech's perimeter players grabbed 13 of its 17 defensive rebounds against North Carolina, and 163 of 213 (76.5 percent) for the season.

## Program Trends

• **Greener pastures** - According to KenPom.com, Tech ranks No. 166 in the nation in experience (average 1.96 years per player) and No. 162 in minutes continuity (50.5 percent), a measure of playing minutes from 2020-21 carrying over to 2021-22. The Jackets were No. 4 (2.54 years) and 10 (75.2), respectively, in those categories last season.

• **Two fouls in the first half?** No problem. Georgia Tech ranks No. 10 in the nation in two-foul participation, a measure of percentage of available minutes played by players with two fouls (52.4 percent for Tech). Tech ranked No. 3 in this category last season, led the nation in this category each of the previous two seasons, and were fourth in 2017-18.

• **Bench minutes** - Josh Pastner has expanded his rotation in the early part of the 2021-22 season, but the Jackets still rank No. 217 in minutes played by its reserves (29.7 percent). Tech has utilized nine players in most games this season, compared to utilizing seven consistently and eight occasionally in 2020-21.

• **Size doesn't matter** - Georgia Tech has gotten taller over last season in terms of average overall height, ranking No. 54 in the nation at 77.9 inches, according to KenPom.com. Tech ranked No. 256 last season (76.3 inches), taller than only three power conference teams (Arizona State, Georgia and Penn State), and taller than only seven teams that played in the NCAA Tournament field.

• Tech has made great strides in its offensive efficiency under Josh Pastner and continues to progress, ranking No. 22 nationally last season at 113.7, easily its highest ranking under Pastner. The Jackets managed to exceed one point per possession in 22 of 26 games (Tech reached that benchmark 11 times in all of 2019-20). Tech scored over a point per possession in its final 10 games, and has done so in five of eight games this season, ranking 85th in efficiency.

## Be Like Mike

Senior guard Michael Devoe, the highest-rated high school prospect Georgia Tech has recruited under Josh Pastner until last fall, has steadily improved over the course of his career, making a quantum leap from his freshman to sophomore seasons and continuing to improve from there.

• Tech's top returning scorer from an ACC Championship unit, the Orlando, Fla., native has expanded his game and currently carries career bests in scoring average (23.6 ppg), rebound average (5.3 rpg) and assists (3.9 per game), while connecting on 55.2 percent of his shots from the floor, 54.5 percent from three-point range and 78.1 from the foul line.

• The 6-5 senior leads the ACC in scoring and three-point percentage, while ranking No. 2 and 5, respectively, in the nation.

• For his career, Devoe has connected on 42.1 percent of his three-point tries, and has hit 42.7 percent in ACC games.

• After beginning the season No. 36 in career points at Tech, the 6-5 guard is now No. 24 on Tech's all-time list with 1,314 points. He is No. 9 in career three-point field goals (177), 17th in assists (291) and is close to entering the top 20 in steals.

• Left off the three All-ACC teams last season, he came up big for the Jackets in the ACC Tournament, scoring 13 points against Miami and 20 against Florida State in the championship game to earn tournament Outstanding Player honors.

• In the off-season, Devoe made an effort to improve his agility and athleticism so his defense would improve, and he spent a lot of time in the spring and summer working with **Tech track and field coach Nat Page**, who has coached several Olympians in sprints, hurdles and jumps.

## A Make-or-Miss Game

Georgia Tech's offensive rankings vs. the ACC under Josh Pastner (regular season only)

Year	PPG	FG Pct.	3pt FG Pct.
2020-21	71.8 (6)	.482 (2)	.360 (3)
2019-20	69.9 (9)	.462 (2)	.341 (6)
2018-19	60.7 (15)	.426 (8)	.306 (12)
2017-18	63.6 (14)	.419 (12)	.312 (15)
2016-17	65.1 (14)	.434 (14)	.309 (15)

## Call Me Ush

One of the most versatile players in the Atlantic Coast Conference, Jordan Usher was the unsung hero of Georgia Tech's run to the ACC title last season with his ability to contribute as a scorer, facilitator, rebounder, defender and leader.

• Taking advantage of his extra year of eligibility because of COVID-19, the Canton, Ga., native is off to a strong start by averaging 13.5 points, 7.1 rebounds and 2.4 assists per game, all career-best averages.

• The 6-7 guard/forward averaged 11.6 points per game last season, fourth on a team which included high scorers Moses Wright, Jose Alvarado and Michael Devoe. He shot 50 percent from the floor and was the Jackets' fourth-leading rebounder at 4.2 per game while averaging just under 30 minutes. He made the ACC all-tournament team after scoring 15 points each against Miami and Florida State.

• Usher has scored in double digits in 11 of Tech's last 13 games, including the final six of the 2020-21 season, hitting 79-of-154 shots from the floor (51.3 percent) over that stretch.

• Having started every game since he became a Jacket, Usher had at least one assist in every game since the beginning of last season (three or more in 17 games), at least one steal in 27 of 32 games (including the last 16 in a row) before Wisconsin (zero for both). He failed to reach double figures in points just 11 times.

At his current scoring rate, Usher will reach 1,000 career points some time in early January (he has 872).

## Build the Wall

Due to its ability to play creative versions of both zone and man-to-man to keep opponents off-balance, Georgia Tech has been able to rely on its mixture of defenses to win games over Josh Pastner's first five seasons.

Tech is No. 87 currently in adjusted defensive efficiency, according to KenPom.com, at 97.7 points per 100 possessions, after ranking No. 68 last season (96.2). Ten of the Jackets last 16 opponents have been held to under a point per possession dating back to last season.

## ACC ALL-DEFENSIVE TEAM PLAYERS UNDER PASTNER

2017	Ben Lammers, C (Defensive Player of the Year)
2018	Ben Lammers, C
2019	James Banks III, C
2020	James Banks III, C
2021	Jose Alvarado, G; Moses Wright, C (Defensive POY)

## Wire-to-Wire

Though he has expanded his bench to reflect the growing level of talent within the program, head coach Josh Pastner remains committed to a tight playing rotation when conference play rolls around, reminiscent of the way Bobby Cremins coached the Yellow Jackets over his 19 seasons.

Tech ranks No. 213 nationally in bench minutes (29.7 pct.), according to KenPom.com, up from last season reflecting a small expansion in the Jackets' rotation, consistently playing 8-to-9 players, as opposed to 7-to-8 in years past.

Tech still has ironmen on its roster, however. Michael Devoe (35.47 minutes per game) and Jordan Usher (32.3

# TECH NOTEBOOK

## Tech Highs and Lows Under Josh Pastner

Longest winning streak: 8 games (2020-21)
Longest ACC winning streak: 8 games (2020-21)
Longest ACC home winning streak: 11 games (last 6 home games of 2019-20, first 5 of 2020-21, program record)
Longest losing streak: 7 games (2017-18, 2018-19)
Longest ACC losing streak: 7 games (2017-18, 2018-19)
Most points scored in a game: 120 vs. Georgia State (40t), 11/25/20
Most points scored in a game (regulation): 97 vs. Delaware State, 12/20/2020
Most points scored - ACC opponent: 96 at North Carolina, 1/4/2020
Fewest points scored in a game: 42 vs. Clemson, 2/6/2019
Fewest points scored - ACC opponent: 42 vs. Clemson, 2/6/2019
Most points allowed in a game: 123 vs. Georgia State (40t), 11/25/2020
Most points allowed in a game (regulation): 110 at Duke, 1/4/2017
Most points allowed - ACC opponent: 110 at Duke, 1/4/2017
Fewest points allowed in a game: 40 vs. Florida A&M, 12/9/2018
Fewest points allowed - ACC opponent: 51 vs. Syracuse, 5/13/2018
Largest margin of victory: 38 vs. Tusculum (96-58), 2/7/2017
Largest margin of victory - ACC opponent: 27 at Miami (87-60), 2/20/2021
Largest margin of victory - road game: 27 at Miami (87-60), 2/20/2021
Largest margin of victory - ACC road game: 27 at Miami (87-60), 2/20/2021 (program record)
Largest losing margin: 53 (110-57) at Duke, 1/4/2017
Largest losing margin at home: 34 (97-63) vs. Syracuse, 12/18/2019
Largest losing margin - ACC opponent: 53 at Duke, 1/4/2017
Most points scored in a win: 83 at North Carolina (96-83), 1/4/2020
Most points scored in a loss: 120 vs. Georgia State (4 ot), 11/25/2020
Most points scored in a loss (regulation): 81 vs. Wright State, 12/22/2017
Fewest points scored in a win: 52 vs. Northwestern (52-51), 11/28/2017
Fewest points allowed in a loss: 52 vs. Virginia Tech (52-49), 1/9/2019
Largest deficit overcome to win a game: 17 vs. Notre Dame (1stH-6:47), 2/6/2021
Largest 2nd-half deficit overcome to win a game: 10 vs. Georgia Southern (19:42), 11/26/2021
Largest deficit overcome to win a road game: 15 (4:01-1st) at NC State, 11/5/2019
Largest lead given up in a loss: 16 (15:06-2nd half) vs. St. John's, 12/1/2018
Largest 2nd-half lead given up in a loss: 16 (15:06-2nd half) vs. St. John's, 12/1/2018
Highest FG pct.: 60.7 (34-56) at Georgia, 11/19/2021
Highest FG pct. - ACC opponent: 59.5 (25-42) at Syracuse, 1/12/2019
Lowest FG pct.: 27.1 (16-59) vs. Florida State, 2/16/2019
Lowest FG pct. - ACC opponent: 27.1 (16-59) vs. Florida State, 2/16/2019
Highest 3-pt pct.: 62.5 (10-16) at NC State, 1/15/2017
Highest 3-pt pct. - ACC opponent: 62.5 (10-16) at NC State, 1/15/2017
Most 3-pt FG: 16 vs. Clemson, 1/20/2021
Most 3-pt FG - ACC opponent: 16 vs. Clemson, 1/20/2021
Lowest 3-pt pct.: 10.0 (1-10) vs. Miami, 1/3/18, (1-10) vs. Louisville, 1/19/2019
Lowest 3-pt pct. - ACC opponent: 10.0 (1-10) vs. Miami, 1/3/2018, (1-10) vs. Louisville, 1/19/2019
Highest FG pct. allowed: 59.3 (32-54) at Florida State, 1/24/2018; (32-54) Notre Dame, 2/6/2021
Highest FG pct. allowed - ACC opponent: 59.3 (32-54) at Florida State, 1/24/2018; (32-54) Notre Dame, 2/6/2021
Lowest FG pct. allowed: 21.6 (16-74) vs. Elon, 11/11/2019
Lowest FG pct. allowed - ACC opponent: 28.2 (20-71) vs. Florida State, 1/25/2017
Highest 3-pt pct. allowed: 60.0 (12-20) at Louisville, 2/8/2018
Highest 3-pt pct. allowed - ACC opponent: 60.0 (12-20) at Louisville, 2/8/2018
Lowest 3-pt pct. allowed: 6.7 (1-15) at Hawai'i, 11/25/2019
Lowest 3-pt pct. allowed - ACC opponent: 9.5 (2-21) vs. Duke, 1/26/2019
Highest FT pct.: 95.2 (20-21) vs. Coppin State, 12/27/2017
Highest FT pct. - ACC opponent: 91.3 (21-23) vs. Pittsburgh, 2/14/2021
Lowest FT pct.: 28.6 (2-7) vs. Notre Dame, 3/12/2019
Most free throws made: 41 vs. Georgia State, 11/25/2020
Most free throws attempted: 59 vs. Georgia State, 11/25/2020 (program record)
Fewest free throws made: 2 at Miami, 2/15/17; at Duke, 1/26/2019; vs. Notre Dame, 3/12/2019; at Kentucky, 12/14/2019
Most assists: 29 vs. Kennesaw State, 12/28/2018
Fewest assists: 5 at Georgia, 12/19/17, at Tennessee, 11/13/2018, at Florida State, 2/2/2019, vs. Boise State, 12/22/2019
Most turnovers: 24 vs. Arkansas, 11/25/2019; Ball State, 12/18/2019
Fewest turnovers: 5 at Notre Dame, 2/1/2020
Most blocked shots: 16 vs. Southern, 11/14/2016 (Tech record)
Most steals: 15 vs. North Carolina, 12/31/2016; at Syracuse, 1/13/2019; vs. Kentucky, 12/6/2020; vs. Florida State, 3/13/2021

both rank among the ACC's top 10 this season.

Tech finished last season ranked No. 336 in percentage of minutes played by reserves (20.1), while Jose Alvarado, Moses Wright and Michael Devoe all ranked among the ACC's top 10 in average minutes per game.

Tech's highest ranking in bench minutes under Josh Pastner came in 2017-18, when the Jackets ranked No. 89 at 33.5 percent. They have not ranked higher than No. 210 in any other year under Pastner.

Three Tech starters ranked among the top 10 players in the ACC in average minutes played in ACC games - Jose Alvarado (No. 2), Moses Wright (No. 6), Michael Devoe (No. 9) - the only team with three players among the top 15.

### BENCH MINUTES UNDER PASTNER

Year	Pct.	Nat'l Rank	Natl Avg.
2021-22	29.7	213	31.0
2020-21	20.1	336	31.0
2019-20	26.5	267	30.3
2018-19	33.5	89	30.3
2017-18	30.1	210	31.5
2016-17	24.6	323	31.9

### Assisted Living

Georgia Tech coach Josh Pastner preached and prodded his Yellow Jackets on ball and player movement and hard cutting from the first time he got his team on the practice court. His primary measuring stick on how well the Jackets perform offensively is their ratio of assists to made field goals.

Tech has consistently been above the national average and maintained a high rate in ACC games. The Jackets finished the 2020-21 season No. 53 nationally at 57.1 percent and held the second-highest mark in ACC games only (58.8 pct.). They are currently No. 154 at 52.3 percent, dropping after the last two games (15 total assists vs. Wisconsin and North Carolina).

**Tech's top assists-to-made field goals ratios:** 1987-88 - 68.3; 1988-89 - 65.9; 1986-87 - 65.8; 1992-93 - 65.0; 1985-86 - 64.8; 2000-01 - 62.9; 1999-00 - 62.9; 2016-17 - 62.6.

### ASSISTS TO MADE FG UNDER PASTNER

Year	A/FGM	Nat'l Rank	Natl Avg.	Vs. ACC
2021-22	52.3	154	50.9	-
2020-21	57.1	53	51.8	58.8
2019-20	53.3	139	51.5	58.0
2018-19	57.4	46	51.9	56.4
2017-18	54.3	119	52.3	53.9
2016-17	62.4	13	52.4	63.2

### Burning at Both Ends

Georgia Tech has lived and succeeded by playing excellent defense during its five-plus years under Josh Pastner, but has steadily become one of the better offensive teams in the ACC.

The Yellow Jackets currently rank No. 86 in offensive efficiency according to KenPom.com (106.7 points per 100 possessions), while ranking No. 55 in effective field goal percentage (54.0) and 15th in three-point percentage (40.3).

In the 2020-21 rankings, Tech finished with its highest offensive efficiency rating (113.7) and national ranking (22) under Pastner, and ranked No. 35 in effective field goal percentage (54.1) and No. 36 in lowest turnover percentage (16.1). The Jackets accomplished this relying more on the three-point shot than in any year before (36.4 percent of their FGA were threes compared to 29.6 percent the year before).

Tech scored more than a point per possession in its final 10 games and 22 times altogether in 2020-21, and have done so in five of seven games this season.

### 3-POINT RELIANCE UNDER PASTNER

*Percentage of 3FA/FGA according to KenPom.com and percentage of points scored from 3-point FG*

Year	3PA/FGA	Rank	%Points	Rank
2021-22	30.0	316	28.8	236
2020-21	36.4	202	29.6	205
2019-20	29.6	324	22.5	336
2018-19	33.4	303	25.3	326
2017-18	27.7	335	22.3	336
2016-17	24.6	349	20.1	345

### Pre-Season Storylines

- **107th season** - Georgia Tech is playing its 107th season of basketball in 2021-22 and began the season with an all-time on-court record of 1,410-1,267 (22 wins and one loss from the 2016-17 and 2017-18 seasons were vacated by the NCAA Committee on Infractions).

- **Tech in ACC play** - This is Tech's 43rd season as a member of the Atlantic Coast Conference, having won the conference championship in 1985, 1990, 1993 and 2021. Prior to that, Tech competed in the Metro Conference for three seasons from 1975-78, was an independent from 1964-75, and was a member of the Southeastern Conference for 32 years from 1932-64, winning one title in 1938.

- **67** - Total years of full-time experience on Division I staffs for Tech's coaching staff.

- This is Georgia Tech's sixth season under head coach Josh Pastner, who has built the Tech program based on a "get old and stay old" philosophy, elevating the talent level incrementally through ever-improving high school recruiting and attracting transfers who went to high school in the Atlanta area.

- Georgia Tech was projected by the ACC's official media panel to finish 10th in the conference regular season. Since

### Tech All-Time vs. the ACC

Opponent	Overall	in ACC	Tourney	In McCamish Pavilion	In Opponent Current Venue	Current Streak
Boston College	16-12	12-11	1-3	2-1	4-6	Won 2
Clemson	66-74	38-51	4-1	5-4	9-40	Lost 1
Duke	24-75	20-63	3-7	1-4	5-37	Won 1
Florida State	30-44	21-30	1-2	2-3	9-17	Won 2
Louisville	14-23	1-8	--	1-3	0-4	Lost 1
Miami	12-14	10-13	1-1	2-3	4-6	Won 3
North Carolina	26-70	24-56	5-4	1-5	5-25	Lost 1
NC State	43-57	35-43	3-3	2-3	6-11	Won 4
Notre Dame	12-12	6-10	0-1	6-2	1-8	Won 1
Pittsburgh	10-5	5-5	0-1	4-1	1-3	Won 2
Syracuse	6-7	5-5	--	3-2	2-4	Won 1
Virginia	40-45	38-44	5-5	2-4	1-9	Lost 8
Virginia Tech	8-20	6-16	1-3	2-4	2-10	Won 2
Wake Forest	46-40	45-38	0-4	6-0	10-20	Won 5

## TECH NOTEBOOK

## The Last Time a Jacket...

## Scored 30 or more points:

Michael Devoe, 33 vs. Wisconsin, 12/1/2021

## Led Tech in scoring off the bench:

Michael Devoe, 26 vs. Georgia Southern, 11/26/2021

## Grabbed 15 or more rebounds:

Moses Wright, 16 vs. Syracuse, 2/27/2021

## Had 10 or more assists:

Josh Heath, 10 vs. NC State, 1/15/2017

## Had a double-double:

Jordan Usher (24 pts/19 reb) vs. Charleston Southern, 11/22/2021

## Played 40 minutes in regulation:

Michael Devoe vs. Wisconsin, 12/1/2021

## Played every minute of an overtime game:

Jose Alvarado (45 minutes/1 OT) vs. Duke, 3/2/2021

## Played every minute of a multiple-OT game:

Matt Harpring (50 minutes/2 OT) vs. North Carolina, 2/9/1998

## The Last Time the Jackets...

## Scored 100 or more points:

vs. Georgia State (120-123) on 11/25/2020

## Scored 100 or more points in regulation:

vs. Green Bay (107-77) on 11/19/2015

## Scored 100 or more points in consecutive games:

vs. Jackson State (100-70) on 11/13/2006, Georgia State (103-74) on 11/16/2006

## Scored 100 or more points twice in one season:

vs. Cornell (116-81), 11/13/2015, Green Bay (107-77) on 11/19/2015

## Allowed 100 or more points:

vs. Georgia State (120-123) on 11/25/2020

## Allowed 100 or more points in regulation:

vs. Duke (110-57) on 1/4/2017

## Shot 60 percent or better:

.607 (34-56) at Georgia, 11/19/2021

## Failed to make a three-point basket:

0-for-12 vs. Virginia, 1/22/2015

## Did not allow a three-point basket:

0-for-11 vs. Pittsburgh, 3/5/2016

## Failed to make a free throw:

0-for-6 vs. Duke, 1/7/2014

## Grabbed 50 or more rebounds:

70 vs. Georgia State, 11/25/2020

## Multiple players had a double-double:

Jose Alvarado (29 pts/10 reb), Michael Devoe (24/13), Jordan Usher (15/10) and Moses Wright (31/19) vs. Georgia State, 11/25/2020

## Multiple players had 10 or more rebounds:

Jose Alvarado (10), Michael Devoe (13), Jordan Usher (10) and Moses Wright (19) vs. Georgia State, 11/25/2020

## Had 25 or more assists:

26 vs. Syracuse, 2/27/2021

## Blocked 10 or more shots:

10 vs. Pittsburgh, 3/4/2020

## Had 15 or more steals:

15 vs. Kentucky, 12/6/2020

## Had fewer than 10 turnovers:

7 vs. Florida State, 3/13/2021

## Had five or more players in double-figures in points:

Moses Wright (21), Bubba Parham (17), Kyle Sturdivant (15), Jordan Usher (12), Jose Alvarado (10) vs. Kentucky, 12/6/2020

## Had three or more players score 20 points:

Michael Devoe (22), Jordan Usher (21) and Moses Wright (21) vs. Clemson, 1/20/2021

## Had no player score 10+ points:

Virginia (57-28 loss), 1/22/2015

## Allowed no player to score 10+ points:

Hawaii (73-40 win), 12/25/2019

## Had no player play 30 minutes:

at Miami (87-60 win), 2/20/2021

## Won by 30 or more points:

Kennesaw State (87-57), 1/28/2018

## Won by 40 or more points:

Kentucky State (98-50), 1/30/2010

## Won by 50 or more points:

Winston-Salem State (97-46), 1/3/2007

## Lost by 30 or more points:

Syracuse (97-63), 12/7/2019

## Played an overtime game:

Duke (won 81-77), 3/2/2021

## Defeated a Top 10 team:

#5/5 Louisville (64-58), 2/12/2020

## Defeated a Top 25 team:

#15/13 Florida State (80-75), 3/13/2021

## Defeated a Top 10 team on the road:

#7/7 Syracuse (67-62), 3/4/2014

## Defeated a Top 25 team on the road:

#16/15 Virginia Tech (69-53), 2/23/2015

## Had a game postponed (subsequently rescheduled and played):

Pittsburgh, 1/13/2021 (COVID), played on 2/14/2021

## Had a game cancelled:

Virginia in ACC Tournament, 3/12/2021 (COVID)

the ACC expanded in 2005, Miami is the only defending ACC Champion to be projected lower than 10th the next season (12th prior to 2013-14 season). In the last three seasons, the Jackets have surpassed expectations, having been picked to finish 13th, 12th and ninth, respectively, before eventually finishing 10th, fifth and fourth in the regular season. No team that went on to win the ACC championship had ever been projected to finish as low as ninth before last season.

- Tech is coming off the team's first Atlantic Coast Conference championship in 28 years, and the fourth in program history.

- Tech is coming off the team's first NCAA Tournament appearance in 11 years, and 17th in program history.

- Tech has won 17 games overall each of the last two seasons, and has won 22 ACC regular-season games (11 each season), the most in back-to-back seasons in the team's ACC history.

- Tech has finished in fourth place (2021) and fifth place (2020) in the regular season ACC race the last two seasons, the program's best back-to-back finishes since 2004 and 2005.

- Four players with significant career experience as starters return from the ACC Championship team, led by ACC Tournament MVP Michael Devoe, who has been named honorable mention All-ACC each of the last two years, and is the Yellow Jackets' top all-conference candidate for 2021-22. He averaged 15.0 points per game and was one of the league's top three-point shooters at 40 percent for the season.

- Two seniors form the ACC Championship squad – Jordan Usher and Bubba Parham – return to take advantage of their available "COVID year." Usher, who began his college career at USC, has started every game for Tech since becoming eligible in midseason 2019-20, and last year was Tech's fourth-leading scorer (11.6 ppg) and third-leading rebounder (4.2 rpg), and made the ACC All-Tournament team. Parham has started 20 of 56 games in two seasons at Tech after transferring from VMI, averaging 5.8 points per game.

- Devoe and Parham are both career 1,000-point scorers.

- Devoe, Usher, Parham and senior forward Khalid Moore began the season with a combined 247 career collegiate starts.

- All three freshmen in this year's recruiting class were rated among the nation's top 150 prospects, and the class, which includes transfer guard Deivon Smith from Mississippi State, is ranked 28th in the nation, the highest-ranked class for Tech since 2012.

- Tech's center has made the ACC's All-Defensive Team five straight years – Ben Lammers (2017, 2018), James Banks III (2019, 2020), both of whom led the conference in blocked shots, and Moses Wright (2021). In 2020-21, Tech had two representatives on the All-Defensive Team – Jose Alvarado, who was also named ACC Defensive Player of the Year, joined Wright.

- In addition to its 20-game ACC schedule, Tech faces a strong non-conference slate that includes Power 5 conference opponents Georgia, Wisconsin, LSU and Southern California. Duke, Florida State, North Carolina and Virginia all were in the pre-season Associated Press top 25, while Virginia Tech, Syracuse, USC and LSU.

- Tech has won 14 of its last 15 ACC games at McCamish Pavilion, including a school-record 11-game winning streak that was stopped by Virginia on Feb. 10 of last season.

## Tech Inks Strong Recruiting Class

Georgia Tech signed its highest-rated class in nine years when four-star guards Dallan "Deebo" Coleman and Miles Kelly, as well as three-star forward Jalon Moore, put their names on letters-of-intent to join the Yellow Jackets.

The three-player class was rated as high as 15th-best in the nation and third-best in the Atlantic Coast Conference according to the 247Sports composite team rankings (was 28th at the end of the summer).

Coleman, a 6-6 guard from Memphis, Tenn., who played his high school ball in Callahan, Fla., at No. 53 nationally, is the

## Offense/Defense Under Pastner

Source: KenPom.com (Nat'l rank in parentheses)

Year	Tempo	Off. Eff.	Def. Eff.
2021-22	68.5 (178)	106.7 (85)	97.7 (87)
2020-21	67.3 (223)	113.7 (22)	96.2 (68)
2019-20	70.0 (88)	103.0 (171)	91.8 (16)
2018-19	66.8 (225)	101.7 (228)	96.5 (43)
2017-18	66.1 (227)	103.6 (197)	98.7 (61)
2016-17	68.2 (179)	100.0 (259)	91.0 (6)

highest-rated player to sign with Tech during the tenure of head coach Josh Pastner. Kelly, a 6-4 guard from Lilburn, Ga., was No. 87 according to 247Sports. Moore, a 6-6 forward from Gardendale, Ala., was No. 120.

Coleman and Kelly were both among the nominees for the 2021 McDonald's All-American Game.

It was the first time since 2012 that Georgia Tech had signed as many as three players ranked among the nation's top 150 in the 247Sports ranking. Tech's 2012 recruiting class included four-star forwards Marcus Georges-Hunt and Robert Carter, Jr., and was rated the nation's 10th-best. The Jackets had the nation's 11th-ranked class in 2009, a six-player group highlighted by forward Derrick Favors, the nation's top-ranked prospect, and guard Mfon Udofia.

## Transfer Smith Fortifies Backcourt

Deivon Smith, a former four-star point guard from Grayson, Ga., who played his freshman year of college basketball at Mississippi State, transferred to Georgia Tech over the summer and joins the Yellow Jackets for the 2021-22 season.

Smith started eight games last season, averaging 5.2 points, 3.6 rebounds and 2.9 assists across 33 games for the Bulldogs, who went 18-15 overall and reached the championship game of the NIT. The 6-1 Loganville, Ga., native compiled a 97/56 assist/turnover ratio, shot 33.9 percent from the floor, 27.9 percent from three-point range and 61.5 percent from the foul line. He was better in SEC games, averaging 5.6 points, 3.6 rebounds and 3.0 assists in helping MSU go 8-10 in conference. Smith scored double figures in five games, with a high of 17 with three rebounds and three assists in the NIT championship game loss to Memphis.

Smith attended Grayson (Ga.) High School, where he was named the 2020 Gwinnett Prep Sports Player of the Year, averaging 17.6 points, 8.3 assists, 8.1 rebounds and 3.5 steals per game as a senior. He was ranked as high as No. 63 in the nation by 247Sports. He led Grayson to a 25-4 record in 2017-18, won the Region 8-AAAAAAA championship and went to the state final four.

## First ACC Championship in 28 Years, First in NCAA Tournament in 11

Ending an 11-year hiatus from the NCAA Tournament, Georgia Tech participated in March Madness for the first time since 2010, losing its first-round game, 71-60, to Loyola Chicago at Hinkle Fieldhouse in Indianapolis, Ind. The Yellow Jackets were a No. 9 seed in the field as an automatic qualifier after winning the Atlantic Coast Conference championship, the first conference title for the team since 1993.

The Yellow Jackets entered the NCAA Tournament having won eight straight games following a Feb. 12 loss at Clemson, including victories over Miami and Florida State to win the ACC Tournament. Tech also earned its highest ACC regular season finish (fourth) since the 2004 national runner-up team also finished fourth, and had a NCAA NET ranking of No. 34 (Jackets NET was 41 following NCAA Tournament). Tech's surge began with a 71-65 home win over Pitt on Feb. 14 and included three road victories over Miami, No. 16 Virginia Tech and Wake Forest.

# TECH NOTEBOOK

## Tech in the NBA / G League

Player (years at Tech)	Team
Jose Alvarado (2017-21)	New Orleans Pelicans
James Banks III (2018-20)	Birmingham Squadron
Derrick Favors (2009-10)	Oklahoma City Thunder
Kamreion Holmes (2011-14)	Agua Caliente Clippers
Josh Okogie (2016-18)	Minnesota Timberwolves
Moses Wright (2017-18)	Agua Caliente Clippers
Thaddeus Young (2006-07)	San Antonio Spurs

## Tech Alumni Elsewhere

Player (years at Tech)	Current/Most Recent Team
Tony Atkins (1998-2002)	SK Knights (South Korea)
Brandon Alston (2017-19)	Kauhajoki (Finland)
Alade Aminu (2005-09)	Atleticos de San German (Puerto Rico)
Will Bynum (2004-06)	Bivouac/Big 3 (USA)
Demarco Cox (2014-15)	Quimper (France)
Mouhammad Faye (2006-08)	Promithias (Greece)
Marcus Georges-Hunt (2012-16)	Sichuan (China)
Dion Glover (1997-99)	Bivouac/Big 3 (USA)
Trae Golden (2013-14)	Bahcesehir Koleji Istanbul (Turkey)
Abdoulaye Gueye (2014-19)	Konyaspor (Turkey)
Josh Heath (2014-17)	Leuven Bears (Belgium)
Evan Jester (2018-20)	Team Miami (Eurobasket S League)
Tadic Jackson (2014-18)	Sentjurj (Slovenia)
Ben Lammers (2014-18)	ALBA Berlin (Germany)
Gani Lawal (2007-10)	Champagne Châlons-Reims (France)
Anthony McHenry (2001-05)	Shinshu BW (Japan)
Daniel Miller (2009-14)	Levanga Hokkaido Sapporo (Japan)
Charles Mitchell (2014-16)	Dorados de Chihuahua (Mexico)
Anthony Morrow (2004-08)	Bivouac/Big3 (USA)
Zachery Peacock (2006-10)	FOS Provence (France)
Shembari Phillips (2018-20)	Baskets Koblenz (Germany)
Glen Rice, Jr. (2009-12)	Real Esteli (Nicaragua)
Robert Sampson (2013-15)	Yamaguchi (Japan)
Avi Schafer (2017-19)	Mikawa Sea Horses (Japan)
Adam Smith (2015-16)	Merkezefendi Belediyesi Denizli (Turkey)
Jeremis Smith (2004-08)	Biqua (Uruguay)
James White (2015-16)	Mauricio Baez (Dominican Republic)

## Former Tech Players in Coaching

Player (years at Tech)	Current Position
Kenny Anderson (1989-91)	Fisk University HC
Ty Anderson (2006-09)	Jacksonville State AC
Rod Balanis (1990-94)	Howard AC
Anthony Byrd (1981-84)	Knightdale (N.C.) HS HC
Shaun Fein (1999-2001)	L.A. Clippers AC
Dion Glover (1997-98)	Grand Rapids (G League) AC
Jarrett Jack (2002-05)	Phoenix Suns AC
Winston Neal (1999-01)	Columbia State (Tenn.) HC
Fred Vinson (1992-94)	New Orleans Pelicans AC
Mfon Udofia (2009-13)	College Park (G League) AC

## Former Tech Coaches in Coaching

Coach (years at Tech)	Current Position
Amir Abdur-Rahim (2011-12)	Kennesaw State HC
Sherman Dillard (1988-94)	Iowa AC
Chad Dollar (2011-16)	Cincinnati AC
Bruce Evans (2012-16)	North Florida AC
Brian Gregory (2011-16)	South Florida HC
Tavaras Hardy (2016-18)	Loyola-Maryland HC
Paul Hewitt (2000-11)	Agua Caliente (G League) HC
Chris Kreider (2007-09)	Georgia State HC
Darryl LaBarrie (2010-11, 2016-18)	Agua Caliente (G League) AC
Robert McCullum (2010-11)	Florida A&M HC
Mamadou N'Diaye (2014-16)	Central Florida AC
Billy Schmidt (2011-14)	Chicago Bulls AC
Cliff Warren (2000-05)	Georgia State AC
Charlton Young (2005-09)	Florida State AC

-other staff

But Tech was unable to get past the No. 8-seeded Ramblers after losing ACC Player of the Year Moses Wright under COVID-19 protocols, and its remarkable season ended with a 17-9 record.

## 2020-21 Season Highlights

- Georgia Tech's 34 wins over the past two seasons are the most for the program over two seasons since 2009-10 and 2010-11 (36). Tech's 17-9 record in 2020-21 marked its highest winning percentage for a season since the 2004 Final Four team (28-10).

- Big wins for the Jackets** - Loyola, the 17th-ranked team in the Associated Press poll, was the 10th AP top-25 team the Yellow Jackets played during the 2020-21 season. Tech defeated five AP top 25 teams this season, most recently No. 15 Florida State in the ACC Tournament, more than any other team in the ACC. The Jackets also defeated No. 20 Kentucky (Dec. 6), No. 20 Clemson (Jan. 20), No. 16 Florida State (Jan. 30) and No. 16 Virginia Tech.

- Trifecta** - For the first time in its history, Georgia Tech defeated Kentucky, North Carolina and Duke in the same season.

- Fourth ACC title for Tech** - Georgia Tech claimed its fourth ACC Tournament championship and its first since 1993. The Yellow Jackets are 4-4 all-time in tournament title games.

- Streaking** - Tech's eight-game winning streak was the longest since the Yellow Jackets opened the 2003-04 season 12-0. But Tech had not won as many straight games so late in the season since the Jackets won nine in a row in 1996, seven to finish the regular season and their quarterfinal and semifinal games in the tournament. Tech lost in the finals to Wake Forest.

- Plus-side** - Tech has a winning streak or has won the last meeting against 11 of its 14 ACC foes. Virginia is the only team the Jackets have a current losing streak against (eight in a row), and is the only team that the Yellow Jackets haven't beaten under head coach Josh Pastner.

- Long time coming** - With an 11-6 ACC record to follow its 11-9 finish in 2019-20, Georgia Tech collected its most ACC victories (22) in back-to-back years in its 42-year history in the conference. The Yellow Jackets went 8-8 in 1994-95 and 13-3 in 1995-96 (21 wins).

- High cotton** - Tech's fourth-place finish in the ACC regular season was its highest since its NCAA Tournament runner-up team tied for third in 2004. Coupled with its fifth-place finish in 2019-20, the Yellow Jackets posted their highest back-to-back finishes since 2004 (T-3) and 2005 (4th).

- Double bye-bye** - Tech opened the ACC Tournament beyond the event's first day since 2005, and Tech earned the coveted double-bye for the first time since the ACC expanded to 15 teams.

- Back-to-back** - Tech achieved 10-plus ACC wins in back-to-back years for the first time in program history. Tech also posted winning ACC records in back-to-back seasons since 1989 and 1990 (both 8-6). Also, Tech reached five games over .500 in the ACC for the first time since March 3, 1996.

- Home sweet home** - Tech finished the 2020-21 campaign with an 8-1 record at home in ACC games, and has won 14 of its last 15 conference games at McCamish Pavilion.

- Snack runs** - After dropping its first five ACC road games in 2020-21, Tech won its last three by an average of 18.3 points against Miami (87-60), No. 16 Virginia Tech (69-53) and Wake Forest (75-63). It was the first time since the 2007-08 season that the Yellow Jackets have won three straight ACC road games.

- Rise above** - The Yellow Jackets once again outperformed pre-season projections in 2020-21, finishing fourth in the ACC after being projected to finish ninth. Last season, Tech finished in fifth place after being picked to finish 12th in the official poll of ACC media. Same thing in 2018-19, when Tech finished 10th in the ACC after being projected to finish no higher than 13th in the preseason. Tech also outperformed projections in 2016-17, finishing 11th after being

picked to finish 14th in Josh Pastner's first season.

- Nothing but NET** - Georgia Tech went 9-7 against quad 1 and 2 teams and finished the season No. 41 in the NCAA's NET rankings, and No. 37 in the KenPom.com rankings. Tech's eight-game winning streak elevated the Yellow Jackets as high as No. 34 in the NET and No. 32 in KenPom, which were were Tech's highest positions in both rankings during head coach Josh Pastner's tenure.

- Tech's ACC schedule among strongest** - Georgia Tech went 11-6 against an ACC schedule ranked No. 3 in strength according to KenPom.com. Its schedule had been rated the strongest prior to playing at Wake Forest to finish the season.

- Tech vs. NCAA teams** - Six ACC teams were the only Tech opponents to make the NCAA field, and the Yellow Jackets went 6-4 against them during the regular season and ACC Tournament. None of Tech's non-conference opponents made the NCAA or NIT fields.

- Doing it at both ends** - Through the end of the regular season, Georgia Tech ranked No. 6 in the ACC (conference games only) in scoring offense (71.76 ppg) and No. 4 scoring defense (67.29 ppg). Florida State was the only other team to rank sixth or higher in both.

- On second thought** - After intermission during its eight-game winning streak, the Yellow Jackets shot 55 percent from the floor (126-of-229). Tech shot 50 percent or better the second half of 14 of its 19 ACC games (including the ACC Tournament). In Tech's 13 ACC wins (including the tournament), the Jackets made 55.9 percent (204-365) of their attempts after halftime.

- MVP** - Michael Devoe just missed making one of the three official All-ACC teams (he was top top vote-getter among the honorable mention players), but he became the fourth Tech player to win the Everett Case Award as the Outstanding Player in the ACC Tournament. The junior guard scored 20 points with three assists and two steals against Florida State in the championship game, and 13 points with seven assists in Tech's quarterfinal win over Miami. Combined, he went 12-of-20 from the floor, 5-of-8 from three-point range.

- Call me Ush** - Jordan Usher, the fourth Yellow Jacket averaging in double figures in 2020-21, averaged 15.4 points over his last six games (Syracuse, Duke, Wake Forest, Miami, Florida State, Loyola), hitting 38-of-69 shots from the floor (55.1 percent) with 27 rebounds, 17 assists and 13 steals combined in the six games.

- Ball security** - The Jackets finished the season No. 1 in the ACC and ranked No. 9 nationally in turnover margin (plus-4.58). Tech's margin of plus 4.12 in ACC games also ranked No. 1. Tech led the ACC in turnovers forced (15.73) and was third in fewest turnovers committed (11.15).

## Jackets Receive Top ACC Honors

Moses Wright was named Atlantic Coast Conference Player of the Year and earned a spot on the All-ACC first team, and Jose Alvarado was voted the ACC's Defensive Player of the Year and a second-team All-ACC honoree, highlighting the list of honors awarded to Yellow Jacket players following the team's run to a fourth-place regular-season finish in the ACC.

Wright became the third Yellow Jacket to be named the conference's top player. Mark Price was named by the Associated Press in 1985, and Dennis Scott was honored in 1990 by the Atlantic Coast Sportswriters Association, whose selections are recognized as the official team. Alvarado was the second Tech player to earn Defensive Player of the Year honors, following center Ben Lammers in 2017.

A native of Raleigh, N.C., Wright was the first Tech player to make the All-ACC first team since center Alvin Jones in 2001, and was the overall leading vote-getter in the balloting by the panel. Alvarado, a 6-foot senior, made the second team after being voted to the third-team in 2020. Junior guard Michael Devoe (Orlando, Fla.) received honorable mention for the second year in a row, 16th in overall points received.

# TECH NOTEBOOK

## Media Guidelines

The Yellow Jackets' student-athletes and coaches are generally available to the media prior to practices once prior to each game during the season. The practice schedule varies once the season begins, and media sessions will be scheduled and announced weekly. All non-game day media availabilities will be conducted in person.

**Georgia Tech's practices are closed to the public and the media.**

Interview requests with student-athletes that need to be conducted at other times must be made through Mike Stamus in the communications office at least 24 hours in advance. These interviews will be scheduled around the student-athletes' availability and class schedule.

Media are asked not to contact student-athletes directly either by phone, text, social media or e-mail; they are instructed to refer media to the communications office. Every effort will be made to make players available when requested. Players are not available on game days until after the game.

## Interviewing Coach Pastner

Media wishing to speak with Coach Pastner at times other than scheduled media availabilities must notify Mike Stamus in the communications office in advance to make or confirm arrangements. He also is available each Monday on the ACC Teleconference beginning January 3.

## Post-Game Protocol

Post-game press conferences for home games will be held in person in the Shah Media Room across from the press box on the upper concourse of McCamish Pavilion.

Georgia Tech head coach and selected players will appear in the room following a cooling off period. The visiting team's head coach will also appear if that institution chooses to. If not, the visiting team coach will conduct his press conference virtually, and links will be provided to the media.

## Josh Pastner Radio Show

Head coach Josh Pastner's weekly radio show airs each Monday from 7-8 p.m. on "680 the Fan" and 93.7 FM, beginning in December.

## ACC Coaches Weekly Teleconference

The 15 ACC head basketball coaches will be featured on nine Monday teleconferences during the 2019-20 season, beginning on January 3, and continuing through March 1. Each coach will have 10 minutes to make an opening statement and answer questions. There will be an instant replay of each teleconference on the Conference's internet site TheACC.com each Monday afternoon.

Coaches whose teams play on Monday in January and February are not required to participate in that day's call. Coaches who do not have a Monday game - Georgia Tech is one - will be on every Monday at the same time. The teleconference schedule for each Monday will differ for the other head coaches, depending on what teams play that Monday night.

Contact Andy Fledderjohann at the ACC media relations office (afledder@theacc.org) for the call-in number and for questions on the schedule.

Further, Alvarado and Wright both were named to the **ACC All-Defensive Team**, the first time Tech placed two individuals on that unit. Alvarado led the voting for that team, being named on 69 of 76 ballots.

## Eleven Straight ACC Home Wins

Georgia Tech set a program record for consecutive ACC wins at home with 11, a string that began Jan. 25 of the 2019-20 season and ended with a loss to No. 9 Virginia on Feb. 10 of this season.

Date	Opponent	Score
Jan. 25, 2020	NC State	64-58
Feb. 4, 2020	Virginia Tech	76-57
Feb. 12, 2020	#5/5 Louisville	64-58
Feb. 25, 2020	Clemson	68-59
Feb. 29, 2020	Miami	63-57
Mar. 4, 2020	Pittsburgh	73-57
Dec. 29, 2020	North Carolina	72-67
Jan. 3, 2021	Wake Forest	70-54
Jan. 20, 2021	Clemson	83-65
Jan. 30, 2021	#16/16 Florida State	76-65
Feb. 6, 2021	Notre Dame	82-80

## Building Depth

The upward progress of Georgia Tech's program is evident in the development of its recruiting classes under head coach Josh Pastner, each of whom has played significant minutes and made significant contributions on the ACC level. Though not highly-rated in terms of rankings, the players have a wide range of skills and have developed into consistent conference-level performers for the next couple of years.

a. The 2017-18 class of Jose Alvarado, Evan Cole and Moses Wright combined to start 205 games (Cole graduated and transferred after the 2020-21 season). Alvarado and Wright started every game of the 2020-21 season (except for the NCAA Tournament game against Loyola which Wright missed) and were the Jackets' top two scorers and played the most minutes. Wright became Georgia Tech's first ACC Player of the Year since 1990, and Alvarado was named the ACC's Defensive Player of the Year.

b. The 2018-19 class of Michael Devoe, Khalid Moore and Kristian Sjolund combined to start 154 games (Sjolund redshirted before transferring to UTEP after the 2019-20 season). Devoe has started every game the last three seasons and was the Jackets' No. 3 scorer in 2020-21, and also was named the ACC Tournament MVP, while Moore has started 33 games in his career and has been an key contributor in ways that don't always show up in the box score.

c. James Banks III, who transferred from Texas, and Jordan Usher, a transfer from Southern California, started 54 games, contributed 17.7 points, 12.0 rebounds and played 56.2 minutes per game in 2019-20. Banks moved on to play professionally and is in the G League with the New Orleans Pelicans affiliate in Birmingham, while Usher has started every game over two-plus seasons and is the Jackets' No. 2 scorer this season.

## Five-Star Player Development

Notable player development successes over the past four seasons include Josh Okogie, Ben Lammers, Tadic Jackson, Abdoulaye Gueye, James Banks III, Jose Alvarado, Moses Wright and Michael Devoe, who maximized their skill sets and their production under the current coaching staff.

Okogie went from being ranked 11th in the state as a HS senior to a first-round NBA draft pick. Gueye, a 6-9 forward, developed from a project player into an ACC-level contributor in the first two seasons with the current staff, and is now in his fourth season with the Minnesota Timberwolves. Graduate transfer Brandon Alston had similar statistical numbers at the

ACC level as he compiled in two seasons at Lehigh, and is now playing professionally overseas.

Banks, a 6-10 center, made the ACC's All-Defensive team twice in two years and finished his career No. 8 in blocked shots at Tech. Wright blossomed at the end of the 2018-19 season and doubled his scoring and rebounding averages in 2019-20 over his sophomore year, doubled again his senior year and was named the ACC Player of the Year. Devoe added more than six points to his scoring average and ranked among the top five in the ACC in field goal and three-point percentage.

Jose Alvarado, a three-star guard out of Brooklyn, N.Y., who started as a freshman, improved his scoring, shooting and ballhandling every year as a Yellow Jacket, finishing his career with 1,429 points and ranking among the top 10 in Tech history in assists, steals and three-point field goals.

## Winning Starts at Home

Georgia Tech and head coach Josh Pastner have worked to make McCamish Pavilion a real homecourt advantage for the program, and the Yellow Jackets made a good start on that by setting a program record for wins at home (17) in 2017-18, including a 7-2 ACC record and two NIT victories.

Tech is 28-17 against ACC teams at home under Pastner, and that includes a 8-9 mark against ranked opponents.

Tech is 64-26 at McCamish Pavilion under Pastner, 107-56 since the building opened for the 2012-13 season.

## Welcome to The Hank

Georgia Tech is playing its 10th season in McCamish Pavilion, which was essentially brand new when it opened for the 2012-13 season. The only physical elements of McCamish Pavilion that remain from the venerable Alexander Memorial Coliseum are the roof and the 32 steel ribs that support it.

The capacity of McCamish Pavilion is 8,600, including 1,665 seats in the new balcony level and 6,935 seats in the lower seating bowl. There are no suites, but there is a club area that seats 500. Alexander Memorial Coliseum seated 9,191 spectators in its final configuration.

The most impressive features of McCamish Pavilion are its grand entrance, which fronts 10th and Fowler Streets, the ability for patrons to view the court from the main concourse all the way around, and the theatrical lighting system, which concentrates light on the court while leaving the seating areas dark, modeled after the Staples Center in Los Angeles and Madison Square Garden in New York.

Tech played 55 seasons in Alexander Memorial Coliseum, compiling a record of 556-194 (.741). Miami was the last team to play Tech in Alexander Memorial Coliseum, a game Tech won, and was the first ACC team to play in McCamish Pavilion on Jan. 5, which Miami won. For the 2011-12 season, Tech played its home games at Philips Arena and the Arena at Gwinnett.

## Four Tech Alumni on NBA Rosters

Since 1982, Georgia Tech has produced 19 first-round NBA draft picks and 46 draft picks overall. A total of 40 Georgia Tech alumni have played in the NBA.

Three former Georgia Tech basketball stars are on NBA rosters in 2021-22, including **Josh Okogie**, drafted 20th overall by the Minnesota Timberwolves in 2018, who is in his fourth season with the team.

**Thaddeus Young**, a 14-year NBA veteran, is now with the San Antonio Spurs after spending the last two seasons with the Chicago Bulls, three seasons with the Indiana Pacers, seven seasons in Philadelphia, one in Minnesota and two in Brooklyn.

**Derrick Favors**, an 11-year veteran, was traded to the Oklahoma City Thunder in the off-season, his third team in the last three seasons. He was a key figure with the Utah Jazz for nine seasons, but became a free agent after the 2018-19 season and signed with New Orleans, where he spent the 2019-20 season, then returned to Utah for the 2020-21 season.

**Jose Alvarado**, the ACC's Defensive Player of the Year in

# TECH NOTEBOOK

## Career Games With ...

Double-Figure Points	2021-22	Career
Deebo Coleman	2	2
Michael Devoe	6	65
Rodney Howard	3	3
Khalid Moore	1	8
Bubba Parham	-	+65
Deivon Smith	1	9
Kyle Sturdivant	2	#4
Jordan Usher	4	*40

+includes 53 at VMI; \*includes 10 at USC; #includes 1 at USC

20-plus Points	2021-22	Career
Michael Devoe	4	24
Bubba Parham	-	24
Jordan Usher	2	5

30-plus Points	2021-22	Career
Michael Devoe	2	3
Bubba Parham	-	9

10-plus Rebounds	2021-22	Career
Michael Devoe	-	1
Rodney Howard	1	1
Jordan Usher	3	4

Double-Doubles	2021-22	Career
Michael Devoe	-	1
Rodney Howard	1	1
Jordan Usher	2	3

## Tech Among ACC Leaders

All Games	Player	#	Rank
Scoring average	Michael Devoe	23.57	1
Field goal pct.	Michael Devoe	.552	7
	Jordan Usher	.474	14
3-point FG made	Michael Devoe	3.43	1
3-point FG pct.	Michael Devoe	.545	1
Free throw pct.	Michael Devoe	.781	13
Assists	Michael Devoe	3.86	8
Assist/TO ratio	Deivon Smith	1.69	13
Steals	Michael Devoe	1.71	8
Rebound average	Jordan Usher	7.71	8
	Rodney Howard	7.14	t11
Blocked shots	Rodney Howard	1.00	t10
Off. reb. average	Rodney Howard	2.50	10
Def. reb. average	Jordan Usher	6.00	6
	Michael Devoe	4.86	14
Minutes Played	Michael Devoe	35.47	4

rankings through games of December 6

2021, signed a two-way contract with the New Orleans Pelicans, and spent the entire season thus far in its roster until this week, when he was assigned to the Pelicans' G League affiliate in Birmingham.

Three former Yellow Jackets are in the G League. Former center James Banks III also is a member of the Birmingham Squadron, the Pelicans' affiliate. Moses Wright, the 2021 ACC Player of the Year, is a member of the Los Angeles Clippers' G League affiliate, the Agua Caliente Clippers along with former Jacket Kammeon Holsey.

## Arts and Letters

Beginning with Moe Miller and Lance Storrs in the summer of 2011, every four-year senior in the Georgia Tech program has graduated, with the exception 2019 senior Ben Lammers, who is playing pro ball overseas and needs to complete one course, and 2021 senior Jose Alvarado, who likewise needs to complete one course.

Eleven different Georgia Tech players have made the ACC All-Academic team since it was established in 2011, with Marcus Georges-Hunt and Tadic Jackson making it twice.

Tech's men's basketball team has recorded the highest Academic Progress Report scores the last five years since the NCAA began tracking academic performance in 2004-05. The Jackets scored a perfect team single year APR score of 1000 three straight years from 2011-13.

## BASKETBALL GRADUATES

2012 - Derek Craig, Nick Foreman
2013 - Mfon Udofia, Pierre Jordan (Master's), Brandon Reed
2014 - Kammeon Holsey, Daniel Miller, Jason Morris
2015 - Robert Sampson
2016 - Marcus George-Hunt, Travis Jorgenson
2017 - Josh Heath, Corey Heyward, Kellen McCormick (Master's), Jodan Price (Master's), Rand Rowland, Quinton Stephens
2018 - Tadic Jackson, Ben Lammers (has one course to complete)
2019 - Abdoulaye Gueye, Sylvester Ogbonda, Brandon Alston (Master's)
2020 - Evan Cole
2021 - Shembari Phillips, Malachi Rice, Moses Wright

## Tech's NCAA Tournament History

Georgia Tech has played in the NCAA Tournament 17 times in its history. Sixteen of those appearances have occurred from 1985 to the present, 10 under Bobby Cremins and five under Paul Hewitt.

The most recent was 2021, when the Yellow Jackets won the ACC Championship and earned an automatic bid, then fell 71-60 to Loyola Chicago in the opening round of the Midwest Regional.

That ended an 11-year hiatus from the NCAA Tournament that dated back to 2010, when the Yellow Jackets defeated Oklahoma State in the first round before losing to Ohio State in the round of 32 of the Midwest Regional.

Tech has a record of 23-17 in NCAA Tournament play, highlighted by its 2004 trip to the NCAA title game as well as a Final Four berth in 1990. The Yellow Jackets have reached the NCAA Sweet 16 seven times (1960, 1985, 1986, 1990, 1992, 1996, 2004).

The 2004 and 2005 appearances were Tech's' first back-to-back appearances since Bobby Cremins led the Institute to the Big Dance nine straight years from 1985-93.

Georgia Tech has won at least one game in 11 of its 17 previous NCAA Tournament appearances.

## Tech's ACC Tournament History

Georgia Tech has played in 41 ACC Tournaments, and has a 28-37 all-time record in the event. The Yellow Jackets have won four championships, in 1985 (Atlanta), 1990 (Charlotte), 1993 (Charlotte) and 2021 (Greensboro).

Tech has been a runner-up four times (1986, 1996, 2005, 2010). The 1986, 1996 and 2010 runs to the finals occurred in Greensboro. Tech also made the finals in 2005 at the Verizon Center in Washington, D.C.

Tech was 0-2 in the ACC Tournament under coach Dwane Morrison, 15-16 under Bobby Cremins (including all three titles), 9-11 under Paul Hewitt (runner-up in 2005 and 2010), 2-5 under Brian Gregory, and 1-3 under Josh Pastner.

Tech did not play in the 2020 tournament while serving an NCAA postseason ban.

# TECH NOTEBOOK

## McCamish Pavilion 411

**Name:** McCamish Pavilion (mc-CAM-ish), named for Atlanta insurance executive Hank McCamish who gave the lead gift for the facility

**Capacity:** approximately 8,600 (6935 court level, 1665 balcony level)

**Cost:** \$50 million

**Contractor:** Whiting-Turner

**Architect:** Populous

**Cremins Court:** the court remains named for the former Tech head coach

**Alexander Courtyard:** located at the Fowler Street entrance, honors the former Tech director of athletics and the history of the former Tech home arena named for him

**Grand entrance:** 10th and Fowler Streets, foyer includes graphic representations of retired jerseys and Tech's two Final Four appearances

**Other entrances:** West entrance off Fowler Street (students and media), East entrance from main arena parking (for club patrons)

**Features:** center-hung scoreboard and video boards, mezzanine fascia ribbon boards, theatrical lighting, primarily chairback seating, club area

## Facts and Dates

- 2,500 cubic yards of concrete removed
- 3,000 cubic yards of concrete installed
- 500 tons of new steel installed
- Over 1 mile of new railing installed
- 20,000 gallons of paint used
- 2,000 feet of new mechanical piping
- 2,500 feet of new ductwork
- \$4M in new audio-visual and scoreboards
- 50 TV's throughout the concourse and Callaway Club
- Farthest distance material has traveled to get on site: 4,835 miles
- Shortest distance material has traveled to get on site: 1 mile
- Number of Tech alumni involved in the project: over 100
- Number of days construction took: 520
- Number of 1950's old style Coke bottles found while installing the underground foundations: 11
- Number of new staircases: 13
- Number of new sports lights for the competition floor: Over 300
- 270-degree court view from concourse

**Groundbreaking:** May 5, 2011

**Opening:** October, 2012

**First public event:** Oct. 21, 2012 - Jacket Jam (men's and women's scrimmages)

**First men's game:** Nov. 9, 2012 vs. Tulane

**Head coaches:** Brian Gregory of Georgia Tech, Ed Conroy of Tulane

**Officiating crew:** Karl Hess, Gary Maxwell, Raymond Styons

**TV announce crew:** Tom Werme, Cory Alexander (ACC Network)

**First Tech points:** Marcus Georges-Hunt (2 FT, 18:13, 1st half)

**First basket:** Tulane's Josh Davis (18:44, 1st half)

**Attendance:** 8,600 (sellout)

**First women's game:** Nov. 11, 2012 vs. Tennessee

*Tech played 55 seasons in Alexander Memorial Coliseum, compiling a record of 556-194 (.741). Miami was the last team to play Tech there, a game Tech won, and was the first ACC team to play in McCamish Pavilion, which Miami won. For the 2011-12 season, Tech played its home games at Philips Arena and the Arena at Gwinnett.*

# BIO UPDATES

## Head Coach Josh Pastner • 6th season at Tech

After guiding Memphis to five post-season berths in seven seasons as the Tigers' head coach, Josh Pastner became Georgia Tech's 14th head basketball coach on April 8, 2016.

Implementing a high-energy style of play and creative offensive and defensive schemes, and building the Jackets' talent base for the future, Pastner has established the Yellow Jackets as one of the top defensive teams in the nation, while he and his staff have steadily improved the team's offense to be ranked in the top half of the Atlantic Coast Conference the last two years. Those efforts, as well as improving efforts in recruiting, produced Georgia Tech's first ACC Championship in 28 years and its first berth in the NCAA Tournament in 11 years in the 2020-21 season.

Pastner has tirelessly promoted the program on campus and throughout the city of Atlanta in an effort to re-create the major homecourt atmosphere that surrounded the Yellow Jackets throughout the 1980s, 1990s and into the middle of the 2000s. The result has been numerous wins, high excitement and 13 sellouts in four pre-pandemic seasons at McCamish Pavilion, and a school-record 11 consecutive home ACC wins over the 2019-20 and 2020-21 seasons.

Six of his players - guards Josh Okogie, Jose Alvarado and Michael Devoe, as well as frontcourt players Ben Lammers, James Banks III and Moses Wright - have earned Atlantic Conference honors during his tenure. Okogie, in particular, developed from an under-the-radar high school prospect into a highly-regarded NBA prospect, having played three years in the league, while Lammers and Banks have gone on to play professionally overseas.

In his fifth year at the helm in 2020-21, Pastner guided Georgia Tech to the ACC Championship, the Yellow Jackets' first since 1993, and a berth in the NCAA Tournament, the first since 2010. The Jackets also earned their highest regular-season ACC finish and tournament seed (4th for both) since the program's nationally-runner-up team in 2004. Tech's 17-9 overall record was its best by winning percentage since 2004, and its 11-6 ACC record was the fourth-highest by winning percentage in the program's 42-year history in the conference. Tech achieved its highest rankings in under Pastner in such categories as offensive efficiency, scoring, field goal percentage, three-point percentage and fewest turnovers, while maintaining its high level of play on the defensive end of the court.

Wright was named the ACC Player of the Year, Tech's first since 1990, and made the All-ACC first-team, while Alvarado was voted the ACC's Defensive Player of the Year and made the All-ACC second-team. Devoe earned honorable mention All-ACC recognition for the second straight year, and was named the Most Outstanding Player in the ACC Tournament.

That came on the heels of a successful 2019-20 campaign, in which the Yellow Jackets posted a 17-14 record, winning nine of its last 12 games, including six of the last seven. Tech finished with the program's first winning ACC record since 2004, its highest ACC finish since 2005 (fifth) and its most conference victories (11-9 record) since 1996.

The Jackets ranked No. 17 in the nation in defensive efficiency while finishing ninth in the ACC in scoring against league teams, second in field goal percentage and sixth in three-point percentage. Three players - Jose Alvarado (All-ACC third team), Michael Devoe (All-ACC honorable mention) and center James Banks III (ACC All-Defensive team) - earned conference honors.

Pastner, 44, compiled a 167-73 record over seven seasons as the head coach at Memphis, where the Tigers earned bids to the NCAA Tournament four times. Pastner's Memphis teams averaged 23.9 wins per season and compiled a conference regular-season record of 82-36, including a conference winning streak of 28 games. The Tigers went 11-4 in Conference USA and American Athletic Conference tournaments, including three championships.

He guided Memphis to five post-season berths, the NIT in 2010 and the NCAA Tournament in 2011, 2012, 2013 and 2014. Pastner twice won Conference USA Coach of the Year honors (2010, 2013) by various organizations and news media.

Pastner was born in Glen Dale, W.Va., and grew up in Kingwood, Texas. He earned his bachelor's degree in family studies in December of 1998, in just two and a half years, from Arizona and his master's degree in teaching and teacher education from Arizona in December of 1999, all while lettering four years in basketball under head coach Lute Olson.

He married the former Kerri Lamas of Sierra Vista, Ariz., in 2009. He has a stepson (Ethan), three daughters, Payten, Kamryn and Harper, and a newborn son, Cason.

### Pastner as a Head Coach

Season	School	Overall	Conference	Postseason
2009-10	Memphis	24-10	13-3/2nd	NIT second round
2010-11	Memphis	25-10	10-6/4th	NCAA Tournament
2011-12	Memphis	26-9	13-3/1st	NCAA Tournament
2012-13	Memphis	31-5	16-0/1st	NCAA Tournament, round of 32
2013-14	Memphis	24-10	12-6/t-3rd	NCAA Tournament, round of 32
2014-15	Memphis	18-14	10-8/t-5th	
2015-16	Memphis	19-15	8-10/7th	
<b>at Memphis</b>	<b>7 years</b>	<b>167-73</b>	<b>82-36</b>	
2016-17	Georgia Tech	! 21-16	! 8-10/11th	NIT finals!
2017-18	Georgia Tech	! 13-19	6-12/13th	
2018-19	Georgia Tech	14-18	6-12/10th	
2019-20	Georgia Tech	17-14	11-9/5th	
2020-21	Georgia Tech	17-9	11-6/5th	ACC Champions, NCAA Tournament
2021-22	Georgia Tech	5-3	0-1	
<b>at Georgia Tech</b>	<b>6 years</b>	<b>! 87-79</b>	<b>! 42-50</b>	
<b>Career</b>	<b>12 years</b>	<b>! 254-152</b>	<b>! 124-86</b>	

! On-court record (22 wins and one loss from 2016-17 and 2017-18 seasons, as well as Tech's NIT appearance, vacated by the NCAA Committee on Infractions)

### Pastner Resume

- Head coach, Georgia Tech (2016-present)
- Head coach, Memphis (2009-16) - 4 NCAA Tournaments, 1 NIT, 4 Conference USA titles
- Assistant coach under John Calipari, Memphis (2008-09) - NCAA Sweet 16, C-USA champions
- Assistant coach under Lute Olson, Arizona (2002-08) - 6 NCAA Tournaments, 2 Pac-10 titles
- Basketball staff assistant under Lute Olson, Arizona (2000-02) - Pac-10 champions in 2002
- Played collegiately for Lute Olson, Arizona (1996-2000) - 4 NCAA Tournaments, 1997 National Champions, 2 Pac-10 titles

## Also on the Bench

### ERIC REVENO

#### Associate Head Coach • 6th season at Tech

Eric Reveno, served 10 years as the head coach at the University of Portland, joined Josh Pastner's men's basketball staff at Georgia Tech as assistant coach on May 6, 2016. He was promoted to associate head coach on Nov. 1, 2019.

Working primarily with Tech's post players, Reveno has overseen some of the Yellow Jackets' greatest successes in player development, including 6-10 center Ben Lammers, who became a second-team All-ACC performer and the conference's Defensive Player of the Year in his final two seasons; 6-9 reserve forward, Abdoulaye Gueye, who developed into a significant contributor for the Yellow Jackets in his final two seasons, 6-10 transfer James Banks III, who after playing limited minutes at Texas became one of the ACC's top defensive players, making the ACC's All-Defensive team twice. He also had a hand in the rise of 6-9 forward Moses Wright from unheralded recruit to ACC Player of the year in 2021.

Reveno's penchant for analytics has led the Jackets to adopt advanced new methods and technologies to help the team's performance, such as the Noah shot-tracking systems in the Zelnak Practice Facility and the McCamish Pavilion main floor.

### JULIAN SWARTZ

#### Assistant Coach • 6th season at Tech

A 19-year coaching veteran, including 12 years on the NCAA Division I level, Julian Swartz was named an assistant coach on Josh Pastner's staff in August of 2018.

Swartz, 41, is responsible for on-court development of Tech players and focuses his efforts on the Yellow Jackets' defensive schemes as well as handle recruiting responsibilities. He helped guide Tech's defense to a national ranking of No. 37 in efficiency in 2018-19 and No. 17 in 2019-20, according to KenPom.com, and the Yellow Jackets also ranked among the top 15 in effective field goal percentage and three-point defense. In 2020-21, Tech used its trademark defenses in a completely different way, becoming the top team in the ACC and one of the best in the nation in forcing turnovers and steals to boost its offense.

Swartz's recruiting efforts have been central to the Jackets' last two recruiting classes, and he has been ranked No. 6 among college basketball recruiters by 247Sports. Tech's 2021 class of guards Dallen "Deebo" Coleman and Miles Kelly and forward Jalon Moore was ranked the 15th-best in the nation.

### ANTHONY WILKINS

#### Assistant Coach • 4th season at Tech

Anthony Wilkins, an Atlanta native who spent the past five seasons on the coaching staff at Tulane University, joined Georgia Tech's basketball staff in June of 2018.

Wilkins, 41, served as an assistant coach for four seasons at Tulane after serving as director of basketball operations during his first year with the Green Wave. At Tulane, Wilkins handled game strategy and scout prep responsibilities along with player development and recruiting duties. He also had six years of professional playing experience prior to entering the coaching world.

Focusing his on-court efforts with Tech's offense, the Yellow Jackets have made significant strides in his three seasons on The Flats, helping elevate the Jackets into the top half of the ACC in scoring, field goal percentage, three-point shooting and ballhandling. In 2020-21, Tech achieved its highest national ranking on offensive efficiency (23rd according to KenPom.com), and its highest ACC rankings in scoring (6th), field goal percentage (2nd), three-point percentage (3rd) and fewest turnovers (3rd). He helped develop Tech's guard tandem of Jose Alvarado and Michael Devoe into two of the ACC's top 10 scorers the last two years, and is credited with developing the perimeter skills of Moses Wright, the ACC Player of the year in 2021.

# BIO UPDATES (see game-by-game stats and career highs in stat pack)

## 30 • Coleman Boyd • G • 6-1 • 178 • Jr.

- Non-scholarship guard who enrolled at Tech for the summer term in 2019
- Played in four games as a freshman, scoring five points with two assists and a steal ... Drove for a layup against Hawaii for his first collegiate points, and hit a three-pointer against Morehouse
- All-state point guard from Georgia private school powerhouse Mt. Bethel Christian Academy
- Four-year letterwinner and captain at Mt. Bethel, which won state Georgia Independent Christian Athletic Association (GICAA) championships in 2017 and 2019, and reached the final four in 2016 and 2019 ... Team went 97-26 in his four years
- Earned all-region and honorable mention all-state honors in 2019 by the Georgia High School Association
- Played at Mt. Bethel for his father, Cal, a longtime successful high school coach in the Atlanta area and a standout basketball player at Wake Forest following a legendary high school career at Campbell High School in Smyrna

## 10 • Dallan "Deebo" Coleman • G • 6-6 • 215 • Fr.

- First name pronounced "DELL-un," but goes by Deebo (DEE-bo)
- Four-star wing guard who had been the highest-rated high school prospect to sign with the Yellow Jackets
- Named Florida's Mr. Basketball as well as the Florida Class 4A Player of the Year as a senior
- Wing guard off to a strong start averaging 7.6 points, Tech's third-leading scorer ... Hitting 55.6 percent of his shots from the floor, 58.3 percent on threes
- Three double-figure scoring games, including 13 (5-7 FG) in his ACC debut vs. North Carolina ... Scored game-high 19 points vs. Lamar, 12 vs. Stetson
- Hit his first four three-point tries each against Stetson and Lamar ... Went 3-of-4 vs. UNC
- Born and raised in Memphis, Tenn., spent his high school years in Jacksonville, Fla., area, where his father, Ran, took a high school head coaching position
- Consensus four-star prospect, rated at No. 48 in the class of 2021 according to the 247Sports Composite rankings ... ESPN ranked him No. 32 overall and No. 7 among shooting guards, 247Sports had him No. 68, No. 15 at his position
- Averaged 24.7 points, 9.0 rebounds and 4.2 assists as a senior for the Warriors, who turned around their season in mid-year with a 14-game winning streak and led them to the Florida High School Athletic Association final four
- Finished his West Nassau career with 2,539 points, second in the region's history behind only Fletcher's Myron Anthony during the 1990s
- Had 38 double-doubles at West Nassau, 19 of those as a senior.

## 33 • Brayden Daniels • G • 6-4 • 170 • Fr.

- Non-scholarship guard who joined the Yellow Jackets' program for the fall 2021 semester
- Son of former Georgia Tech football player Conrad Daniels (1995-99)
- Nephew of former Georgia Tech Hall of Fame track star Lynn Houston Moore (1994-98) and former Tech basketball star Clarence Moore (1999-2004)
- Also nephew to former Tennessee and NBA basketball star Allan Houston
- Attended and lettered four years in basketball the Christian Academy of Louisville (Ky.)
- Named to the All-Seventh Region team in Kentucky by the Louisville Courier-Journal as a senior
- Scored over 1,000 points in his high school career

## 0 • Michael Devoe • G • 6-5 • 191 • Sr.

- Preseason All-ACC second-team choice by ACC media (top vote-getter on second team) ... Named one of the nation's top 20 guards by writer C.L. Moore of The Athletic
- High scoring guard his entire career who has developed into a standout all-around player
- Leads the ACC in scoring (23.6 ppg) and three-point percentage (54.5 pct.) ... Ranks 5th and 2nd nationally in those categories ... Also tops ACC in 3pt FG per game (3.43), and is eighth in assist average (3.86 per game)
- Also sports a career-high average in rebounds (5.3 rpg) and has a 27:16 assist/turnover ratio (13th-best in ACC) ... Also team leader in steals with 12
- In the three games prior to North Carolina, he scored 96 points on 64 field goal attempts in total of 107 minutes, including a 33-point effort (11-20 FG, 5-10 3pt FG) last time out against Wisconsin ... Scored 15 (6-13 FG) vs. the Tar Heels
- Missed Charleston Southern game and did not start against Georgia Southern due to flu symptoms ... Entered Georgia Southern game midway through the first half and never came out, scoring 26 points (8-16 FG, 5-9 3pt FG) with five assists to lead the Jackets back from a 14-point deficit
- Scored career-high 37 points at Georgia, hitting 14-of-18 FG, 4-of-5 3pt FG, nine of his points in the final 4:34 minutes as Tech finished the game on a 17-5 run ... Scored 34 in same building two years earlier
- Smooth, left-handed combo guard with a high basketball IQ who earned honorable mention All-Atlantic Coast Conference honors each of the last two seasons
- Won the Everett Case Award as the ACC Tournament's Most Outstanding Player in 2021 after scoring 20 points with three rebounds, three assists and two steals in Tech's ACC Championship win

over FSU ... Scored 13 with seven assists in quarterfinal win over Miami ... Hit 12-of-20 FG and 5-of-8 from three in the two games

- Has played at a higher level in ACC games, averaging 16.1 points per game (No. 9 in the conference) while connecting on 41.2 percent of his three-point tries
- Ranked No. 2 in the ACC in three-point field goals per game (2.47) in conference games last season, and was No. 3 in percentage ... Made a career-high seven threes in 11 attempts at Miami (part of his season-high 29 points), and went 6-of-7 in Jan. 20 win vs. Clemson
- Has hit 42.1 percent of his three-point shots over his career, and has risen to ninth place on the Tech career list with 177 three-pointers ... Has hit 42.8 percent against the ACC over his career.
- Has jumped from 36th to 24th on the Tech career points list with 1,314 points, passing such Tech luminaries as Iman Shumpert, Drew Barry, Jarrett Jack, Michael Maddox and Tico Brown ... Also ranks 17th in assists (291)
- Scored 20 or more points four times, 24 times in his career ... Scored in double digits 66 times in his career

## 2 • Saba Gigiberia • C/F • 7-1 • 248 • So.

- Name pronounced "SOBB-uh GEE-GEE-buh-REE-uh" *with a hard G*
- Has seen action in seven games, averaging 5.9 minutes, 1.4 points and 1.7 rebounds ... Notched season highs of six points, four rebounds vs. Charleston Southern
- Played short minutes in eight games in 2020-21, with a high of 10:01 vs. Delaware State (2 pts, 6 reb) ... Scored buckets in four games, including his first 3-pointer vs. Clemson
- Four-star post prospect originally from the Republic of Georgia who played his high school basketball in the United States
- Excellent basketball IQ who can play with his back to the basket or facing the basket, has a 7-foot-4 wingspan
- Grew up playing rugby, but said his grandfather encouraged him to switch to basketball at 12 because of his height ... Developed well and earned a spot with a club in Spain at 14 years old, where he played for two years before leaving for the U.S. at age 16
- Played his final year of high school at Prolific Preparatory School in Napa, Calif., ranked as high as No. 72 nationally (247Sports) and No. 14 at his position ... Played at Findlay Prep his junior year.
- Played for his home country of Georgia in the FIBA U16 European Division B Championship in 2017, and in the FIBA U18 European Division B Championship in 2019.

## 43 • Jermontae Hill • G • 6-6 • 198 • Fr.

- Skilled big guard who turned down scholarship offers from Boston College and St. John's to walk-on at Georgia Tech (also East Carolina, Florida, Florida State and Kansas State according to 247Sports)
- Ranked as high as the No. 22 player in the state of Georgia according to 247Sports and the No. 67 small forward in the nation ... Ranked among 247's top 100 at one time
- Playmaking wing who can defend various positions and bring toughness to the perimeter
- Prepped following high school at DME Sports Academy in Daytona, Fla.
- Before that, he attended Tucker High School, where he earned first-team all-state honors in Class AAAAAA by the Atlanta Journal-Constitution as a senior in 2020, second-team all-state choice by Hoopseen
- Also named player of the year in the Class AAAAAA South by the Georgia Athletic Coaches Association.

## 24 • Rodney Howard • C/F • 6-10 • 246 • Jr.

- In his second season as Tech after transferring from Georgia, won the starting center job in the preseason and is improving each game
- Averaging 7.5 points and 6.5 rebounds over eight games, hitting 57.8 percent of his shots from the floor ... Averaging just under 30 minutes a game ... Ranks 14th in the ACC in rebound average
- Has scored in double digits three times, including a career-high 12 points (6-6 FG) with six rebounds vs. Charleston Southern, playing the final 16:58 with four fouls
- Posted his first career double-double against Miami with career highs of 10 points and 14 rebounds ... Eight points, seven rebounds at Georgia, all in the second half as he played with four fouls.
- Also an effective passer from the post, averaging 2.1 assists against just 14 turnovers
- Started Tech's first two games in the post in 2020-21, with highs of six points and four rebounds against Mercer, but played limited minutes thereafter as Tech went to a small lineup
- Played in 12 ACC games (DNP vs. Virginia on Feb. 10, Syracuse) for 66 total minutes as he has worked his way into more playing time ... Played 11 of the last 13 games of the season
- Scored a season-high eight points (4-7 FG) in season-high 16:35 at Miami ... Six points (2-2 FG, 2-2 FT) with five rebounds at Wake Forest ... Played 18 key minutes off the bench in the ACC quarterfinal against Miami when Moses Wright incurred foul trouble
- Played in 24 games as a freshman at Georgia, including a pair of starts, as Georgia ... Averaged 1.3 points, 1.5 rebounds and 0.6 blocks in 7.3 minutes of action per game, hitting 13-of-23 shots from the floor (56.5 pct.)

## BIO UPDATES (see game-by-game stats and career highs in stat pack)

### 35 • Jehloni James • F • 6-6 • 192 • Jr.

- Non-scholarship player who joined the Tech program for the fall, 2019 semester
- Played in four games in 2020-21, logging a high of 4:38 against Delaware State ... Grabbed three rebounds in a 3:48 stint in Tech's win at Miami
- Played in all eight games off the bench so far, scoring season-high eight points (4-6 FG) against Charleston Southern, seven points each against Stetson and Lamar ... Scoreless in last three games, however
- Hit 40.7 percent of hit shots from the floor this season, 3-of-16 on threes
- Season high eight points (4-6 FG) with two assists and two steals and no turnovers vs. Charleston Southern
- Consensus four-star No. 87 in the 247Sports composite rankings – No. 90 by 247Sports (No. 22 among shooting guards) and No. 94 overall by Rivals (No. 24 among at his position)
- His 17.3 points per game, 3.4 3-pointers made per game and 46.1-percent 3-point percentage all ranked second on the team for the undefeated (27-0) Tigers, who averaged more points per game (114.3) than any other Hargrave team on record
- Helped lead the Tigers to a 31-1 overall record, losing only to DME Academy in the opening round of the National Prep Championship, where they were the No. 2 seed
- Starred at Parkview High School in Lilburn, Ga., before transferring to Hargrave, averaging 19.1 points, 5.8 rebounds and 2.0 steals ... Was named second-team all-county

### 13 • Miles Kelly • G • 6-5 • 171 • Fr.

- Atlanta-area native who spent his senior year of high school at Hargrave Military Academy in Virginia, after prepping at Parkview High School in Lilburn
- Prospects soared after having been unranked in recruiting services
- Hit 40.7 percent of hit shots from the floor this season, 3-of-16 on threes
- Season high eight points (4-6 FG) with two assists and two steals and no turnovers vs. Charleston Southern
- Consensus four-star No. 87 in the 247Sports composite rankings – No. 90 by 247Sports (No. 22 among shooting guards) and No. 94 overall by Rivals (No. 24 among at his position)
- His 17.3 points per game, 3.4 3-pointers made per game and 46.1-percent 3-point percentage all ranked second on the team for the undefeated (27-0) Tigers, who averaged more points per game (114.3) than any other Hargrave team on record
- Helped lead the Tigers to a 31-1 overall record, losing only to DME Academy in the opening round of the National Prep Championship, where they were the No. 2 seed
- Starred at Parkview High School in Lilburn, Ga., before transferring to Hargrave, averaging 19.1 points, 5.8 rebounds and 2.0 steals ... Was named second-team all-county

### 11 • Tristan Maxwell • G • 6-2 • 209 • So.

- High-scoring and record-setting guard who was named the North Carolina state player of the year by the Charlotte Observer and MaxPreps following his senior year
- Has yet to play this season due to a combination of dental problems and a bout with the flu
- A consensus three-star rating with a ranking as high as No. 198 nationally, and No. 37 at his position
- Missed most of Tech's preseason practice last season with a broken bone in his right foot, had a setback in recovery in January and has played only one game as a result ... Saw his only action against Delaware State (3 points on free throws in 8:12)
- Son of Vernon Maxwell, a former University of Florida All-American and longtime NBA veteran and champion with the Houston Rockets
- The first Charlotte, N.C., area prospect to sign with Georgia Tech since Anthony Morrow in 2005
- Double-figure scorer for North Mecklenburg High School since his freshman year, earning all-conference honors four years and all-state honors as a junior and senior
- Became the school's all-time leading scorer his senior year (finished with 2,253 points, 20th-most all-time in the state) and set the school mark for three-point field goals (finished with 331) by the end of his junior year
- North Mecklenburg compiled a record of 104-12 in his four years on the team, winning its conference and reaching the sectional finals each year

### 23 • Jordan Meka • C/F • 6-8 • 225 • So.

- Last name pronounced "MECK-uh"
- Third member of Tech's rotation at the "5" position, coming off a freshman season in which he played in just one game before undergoing back surgery
- Played in two games this season (Stetson and Lamar), averaging 4.7 minutes and attempting one shot ... Took one rebound in each game
- Played eight minutes vs. Mercer on Nov. 27 last season before missing the remainder of the season
- Multiple all-state and all-Atlanta Metro performer with a 7-foot-1 wingspan
- Ranked as high as No. 129 nationally and No. 26 at his position by 247Sports (power forward)
- Enjoyed a record-breaking career at Mount Bethel Christian Academy, setting school records for points, rebounds and blocked shots
- High-level student academically, originally from Yaoundé, Cameroon, moved to the United States in 2016
- Earned all-state honors in Mount Bethel's classification (A-private) every year since his freshman year, including player of the year honors as a sophomore
- Led the Eagles to a pair of state Georgia Independent Christian Athletic Association (GICAA) titles in 2017 and 2018, and to the Class A semifinals as a junior in 2019 ... Reached the A-private state playoffs in 2020 and finished second, beating the No. 4, No. 9 and 15 teams along the way ... Four-year record of 87-36
- Set career school records for points with 1,670, surpassing current Tech guard Coleman Boyd, rebounds (920) and blocked shots (>400)

### 14 • Jalon Moore • F • 6-6 • 211 • Fr.

- Athletic forward who earned all-state honors in Alabama, and was rated a three-star prospect
- Played briefly in two games so far, scoring four points in four minutes vs. Stetson
- Slashing type scorer who can get to the rim and is comfortable in transition
- Long and athletic player who can guard multiple positions
- First name pronounced "JAY-lun"
- Consensus three-star prospect, from Gardendale High School in Gardendale, Ala., where he earned all-state honors as a junior in 2019-20
- Ranked No. 120 overall in the 247 composite rankings in the class of 2021 (No. 27 among small forwards), and No. 146 by Rivals (35th at his position)
- Averaged 21.7 points, 9.0 rebounds, 2.6 assists and 1.5 blocked shots per game as a senior at Gardendale, hitting 57 percent of his shots from the floor and 33 percent of his three-point tries
- As aa junior, he averaged more than 20 points and 10 rebounds per game, was an ASWA (Alabama Sports Writers Association) All-State selection and was also named to the Class AAAAAA All-Area 11 team.

### 12 • Khalid Moore • F • 6-7 • 208 • Sr.

- First name pronounced "kuh-LEED"
- Athletic and long (7-foot, 0.5-inch wingspan) forward with good scoring ability and basketball IQ, and an excellent defender
- Kept his starting position from the end of last season at the small forward spot, and can play the "4" or "5" when Tech utilizes a small lineup
- Scored season-high 13 points against North Carolina, career best for an ACC game, hitting 5-of-8 from the floor and 2-of-3 three-point attempts, and gathered three steals ... Scored eight points against Wisconsin despite being limited by foul trouble
- Averaging 22.8 minutes ... Ten steals is No. 2 on the team
- Started the last nine games of the 2020-21 season, coinciding with Tech's eight-game winning streak and NCAA Tournament loss ... Averaged 5.9 points, 3.3 rebounds in more than 30 minutes per game over that stretch ... Played more than 30 minutes in six of the games ... Had 11 total starts
- Assigned to defend the Pitt's ACC-leading scorer and rebounder Justin Champagnie, held him to 13 points, six under his average, on six FG attempts, and six rebounds, half his average, and scored seven points with a pair of 3-point field goals in a season-high 37:35
- Scored nine points, matching his ACC high for the year, with five rebounds and six assists (no turnovers) against Syracuse ... Seven points, six boards March 2 vs. Duke
- Averaged 4.8 points and 3.0 rebounds in 23.9 minutes per game for the season (ACC games: 4.1 ppg, 2.9 rpg, 24.1 mpg)
- Key player in Tech's win at Nebraska with season highs of 11 points (5-7 FG) and eight rebounds ... Had four points, six rebounds, four assists Dec. 15 at Florida State ... Matched career high with 11 vs. Delaware State (2-3 FG, 2-2 3pt FG, 5-6 FT)
- Started 41 games in his career, scored in double figures eight times
- Does a lot of things that don't show up in the box score, good passer, moves well without the ball, keeps Tech offense moving, and his length and activity is an asset on defense ... Plus/minus rating generally on the positive side
- Came from the same high school (Archbishop Molloy) as Yellow Jackets' legendary point guard Kenny Anderson, and played on the same AAU team as teammate Jose Alvarado

# BIO UPDATES (see game-by-game stats and career highs in stat pack)

## 3 • Bubba Parham • G • 5-10 • 161 • Sr.

- Last name pronounced "PARR-um"
- Currently sidelined for an indefinite period of time after undergoing surgery Oct. 26 to repair a torn meniscus in right knee
- Atlanta-area product who transferred to Georgia Tech following two standout seasons at VMI, where he made the All-Southern Conference team as a sophomore and was named SoCon Freshman of the Year
- Deep range three-point shooter who can score in a variety of ways despite his small stature
- Averaged 6.7 points in 2020-21, including six double-figure efforts - 17 vs. Kentucky, 16 vs. Mercer, 14 vs. Georgia State, 13 vs. FAMU ... Scored 12 points at Clemson and 11 vs. Pitt, hitting 7-17 FG, 4-11 3pt FG
- Had a good ACC Tournament, scoring nine points against Miami and five against FSU (5-10 FG, 2-5 3pt FG) in 23 total minutes
- Drained three 3-point field goals against North Carolina, two of them as Tech rallied from a 61-53 second-half deficit to win the game ... Also had three triples each against Kentucky and Pitt
- Came off the bench in Tech's first two games, then started nine straight before missing the FSU game due to death in the family, and averaged 27 minutes per game ... Came off the bench in Tech's last eight games before the NCAA Tournament, getting a start against Loyola Chicago in place of Moses Wright
- Had team's best turnover rate, just 13 against 36 assists in 674 minutes ... Had 31 games with zero or one turnover at Tech
- In ACC games, averaged 4.8 points and 1.3 assists with just nine turnovers in 16 games ... 18-of-50 on three-pointers (36 pct.)
- Twelve career career double-digit games at Tech ... In three career games vs. Kentucky, averaged 20.7 points (22-of-37 FG, 15-of-26 3pt FG)
- Scored 1,452 points in his career, 327 of those at Tech, and has 231 career three-point field goals (57 at Tech)

## 5 • Deivon Smith • G • 6-1 • 172 • So.

- First name pronounced "DAY-von"
- Former four-star high school prospect from Georgia who played his freshman year at Mississippi state and transferred to Georgia Tech, enrolling for the 2021 summer term
- Has come off the bench in six games and started against Charleston Southern in place of Michael Devoe, who was ill ... Averaged 23.2 minutes ... Missed the Georgia Southern game with flu symptoms
- Scoring 7.3 points with 2.9 assists per game (20:11 assist/turnover ratio)
- Scored season-high 11 points vs. Charleston Southern, high of five assists vs. Lamar ... Scored nine vs. Wisconsin with a career-high 11 rebounds
- An explosive true point guard with dynamic court vision who excels in transition and is an exceptional finisher with both hands at the rim
- Started the first three games of the season and five in SEC competition (eight starts altogether) as a freshman at Mississippi State
- Averaged 5.2 points, 3.6 rebounds and 2.9 assists across 33 games for the Bulldogs, who went 18-15 overall and reached the championship game of the NIT
- Had a 97:56 assist/turnover ratio, shot 33.9 percent from the floor, 27.9 percent from three-point range and 61.5 percent from the foul line
- Better in SEC games, averaging 5.6 points, 3.6 rebounds and 3.0 assists in helping MSU go 8-10 in conference
- Was invited to participate in the USA Basketball U19 Team Trials for the FIBA World Cup for Men, made the initial cut to 17 players, but did not make the final 12-man roster

## 1 • Kyle Sturdivant • G • 6-2 • 197 • Jr.

- In his second season at Tech after transferring from Southern California
- Started all eight games this season, averaging 22 minutes, 6.7 points and 2.3 assists ... 18:11 assist/turnover ratio
- Scored in double figures twice, including 11 with three assists against Georgia Southern.
- Scored career-high 17 points against Charleston Southern, hitting 7-of-13 FG, with three assists in a career-high 31 minutes
- Played in every game off the bench for Tech in 2020-21, averaging 3.5 points while posting a solid 27:17 assist/turnover ratio
- Averaged 7.3 points across Kentucky/Nebraska/FSU games early in the year after going scoreless in first two ... Hit for a season-high 15 points (5-6 FG, 4-4 FT) with three assists against Kentucky
- Key factor off the bench in the ACC Tournament ... Scored five points each against Miami and FSU ... Hit a pair of field goals, including a three, against the Hurricanes, and went 5-for-6 from the foul line in the closing minutes against FSU ... Did not turn the ball over in either game in 28 total minutes
- ACC high was seven points against Wake Forest and Clemson (5-9 FG combined) ... Scored four in second meeting vs. FSU, five at Louisville, four vs. Notre Dame ... Averaged 3.4 points (44.9 pct. FG) and 10.9 minutes in conference games
- Made the All-ACC Academic Team in 2020-21
- First Norcross High School alumnus to join the Tech program since Gani Lawal (2007-10)
- Played in 21 games as a freshman at USC, averaging 8.3 minutes, 2.0 points and 1.1 rebounds while hitting 34.8 percent of his shots from the floor ... Recorded 25 assists over 22 turnovers

## 4 • Jordan Usher • G/F • 6-7 • 220 • Sr.

- Atlanta-area product in his second full season at Tech after transferring from Southern California
- Strong wing with size, a high motor and the ability to get to the rim and create scoring opportunities ... His athleticism and strength make him a force both offensively and defensively
- Became eligible mid-season in 2019-20 and has started all 57 games since, manning the wing spot on the floor and sometimes playing the post in a small lineup
- Started strong with double figures in Tech's first five games, including 21 in a win at Georgia and career-high 24 the following game against Charleston Southern
- Scored six of his points in the final three minutes as Tech pulled away at Georgia ... Notched second double-double of the season (third career) by adding 11 rebounds vs. Charleston Southern
- Has hit 47.4 percent of his shots from the floor, and has posted three games with double-digit rebounds (Stetson, Charleston Southern, Georgia Southern)
- Notched a double-double with 14 points and 11 rebounds against Stetson (has three for his Tech career)
- Had at least two assists and a steal in every game this season until Wisconsin (zero for both)
- Unsung leader and major contributor in 2020-21 who averaged 11.6 points (fourth on the team) and 2.8 assists while grabbing 4.2 rebounds (third on the team) and 1.6 steals per game ... Connected on exactly 50 percent of his field goal tries
- Averaged 15.4 points and 4.5 rebounds over the final six games of the season, hitting 38-of-69 from the floor (55.1 percent) with 17 assists and 13 steals
- Made the ACC All-Tournament team after scoring 15 points each against Miami and FSU ... Went 12-of-27 from the floor combined with five rebounds, five assists and four steals ... Scored 15 points (7-9 FG) with five rebounds against Loyola Chicago in the NCAA Tournament
- Averaged 11.6 points and 3.8 rebounds in ACC games, while hitting 49.7 percent from the floor, 31.1 percent from three-point range
- Notched 31 double-digit games at Tech, 18 of those in 2020-21

# 2021-22 SEASON STATISTICS AND RESULTS

## Game Records

Record	Overall	Home	Away	Neutral
ALL GAMES	5-3	4-3	1-0	0-0
CONFERENCE	0-1	0-1	0-0	0-0
NON-CONFERENCE	5-2	4-2	1-0	0-0

## Score by Periods

Team	1st	2nd	OT	TOT
Georgia Tech	283	300	0	583
Opponents	244	302	0	546

## Team Box Score

No.	Player				Total		3-Point		F-Throw		Rebounds													
		GP-GS	MIN	AVG	FG-FGA	FG%	3FG-3FGA	3FG%	FT-FTA	FT%	OFF	DEF	TOT	AVG	PF	DQ	A	TO	BLK	STL	PTS	AVG		
0	DEVOE, Michael	7-6	248:19	35.5	58-105	.552	24-44	.545	25-32	.781	3	34	37	5.3	13	0	27	16	0	12	165	23.6		
4	USHER, Jordan	8-8	258:15	32.3	45-95	.474	7-26	.269	11-19	.579	9	48	57	7.1	21	1	19	21	3	6	108	13.5		
10	COLEMAN, Dallan "Deebo"	8-1	183:27	22.9	20-36	.556	14-24	.583	7-9	.778	2	16	18	2.3	17	1	5	7	1	7	61	7.6		
24	HOWARD, Rodney	8-8	239:19	29.9	26-45	.578	0-0	.000	8-16	.500	20	32	52	6.5	26	1	17	14	8	3	60	7.5		
5	SMITH, Deivon	7-1	162:13	23.2	21-57	.368	3-6	.500	6-10	.600	9	18	27	3.9	18	0	20	11	1	7	51	7.3		
1	STURDIVANT, Kyle	8-8	175:50	22.0	18-44	.409	2-11	.182	16-23	.696	1	13	14	1.8	8	0	18	11	1	6	54	6.8		
12	MOORE, Khalid	8-8	182:36	22.8	17-39	.436	3-12	.250	7-8	.875	10	20	30	3.8	16	0	3	10	1	10	44	5.5		
13	KELLY, Miles	8-0	89:29	11.2	11-27	.407	3-16	.188	1-2	.500	2	8	10	1.3	9	0	4	5	1	3	26	3.3		
14	MOORE, Jalon	2-0	09:50	4.9	2-7	.286	0-0	.000	0-2	.000	1	3	4	2.0	1	0	0	0	1	0	4	2.0		
2	GIGIBERIA, Saba	7-0	41:18	5.9	4-7	.571	0-0	.000	2-2	1.000	4	8	12	1.7	8	0	3	5	2	3	10	1.4		
23	MEKA, Jordan	2-0	09:24	4.7	0-1	.000	0-0	.000	0-0	.000	0	2	2	1.0	1	0	0	0	0	0	0	0.0		
Team											15	11	26					3						
Total		8	1600		222-463	.479	56-139	.403	83-123	.675	76	213	289	36.1	138	3	116	103	19	57	583	72.9		
Opponents		8	1600		202-462	.437	57-180	.317	85-129	.659	69	183	252	31.5	129	1	116	100	22	53	546	68.3		

## Team Statistics

	GATECH	OPP
<b>Scoring</b>	<b>583</b>	<b>546</b>
Points per game	72.9	68.3
Scoring margin	+4.6	-
<b>Field goals-att</b>	<b>222-463</b>	<b>202-462</b>
Field goal pct	.479	.437
<b>3 point fg-att</b>	<b>56-139</b>	<b>57-180</b>
3-point FG pct	.403	.317
3-pt FG made per game	7.0	7.1
<b>Free throws-att</b>	<b>83-123</b>	<b>85-129</b>
Free throw pct	.675	.659
F-Throws made per game	10.4	10.6
<b>Rebounds</b>	<b>289</b>	<b>252</b>
Rebounds per game	36.1	31.5
Rebounding margin	+4.6	-
<b>Assists</b>	<b>116</b>	<b>116</b>
Assists per game	14.5	14.5
<b>Turnovers</b>	<b>103</b>	<b>100</b>
Turnovers per game	12.9	12.5
Turnover margin	-0.4	-
Assist/turnover ratio	1.1	1.2
<b>Steals</b>	<b>57</b>	<b>53</b>
Steals per game	7.1	6.6
<b>Blocks</b>	<b>19</b>	<b>22</b>
Blocks per game	2.4	2.8
<b>Winning streak</b>	<b>0</b>	<b>-</b>
Home win streak	0	-
<b>Attendance</b>	<b>32845</b>	<b>9057</b>
Home games-Avg/Game	7-4692	1-9057
Neutral site-Avg/Game	-	0-0

## Team Results

Date	Opponent		Score	Att.
11/09/2021	Miami (OH)	L	69-72	4221
11/12/2021	Stetson	W	77-52	4082
11/15/2021	Lamar University	W	75-66	3625
11/19/2021	at Georgia	W	88-78	9057
11/22/2021	Charleston So.	W	85-70	3912
11/26/2021	Ga. Southern	W	61-59	4486
12/01/2021	Wisconsin	L	66-70	6302
12/05/2021	North Carolina	L	62-79	6217

## 2021-22 SEASON STATISTICS AND RESULTS - ACC ONLY

## Game Records

Record	Overall	Home	Away	Neutral
ALL GAMES	0-1	0-1	0-0	0-0
CONFERENCE	0-1	0-1	0-0	0-0
NON-CONFERENCE	0-0	0-0	0-0	0-0

## Score by Periods

Team	1st	2nd	OT	TOT
Georgia Tech	31	31	0	62
Opponents	31	48	0	79

## Team Box Score

No.	Player				Total		3-Point		F-Throw		Rebounds													
		GP-GS	MIN	AVG	FG-FGA	FG%	3FG-3FGA	3FG%	FT-FTA	FT%	OFF	DEF	TOT	AVG	PF	DQ	A	TO	BLK	STL	PTS	AVG		
0	DEVOE, Michael	1-1	36:38	36.6	6-13	.462	1-5	.200	2-2	1.000	0	4	4	4.0	2	0	1	2	0	4	15	15.0		
10	COLEMAN, Dallan "Deebo"	1-0	25:08	25.1	5-7	.714	3-4	.750	0-0	.000	0	1	1	1.0	1	0	0	0	0	3	13	13.0		
12	MOORE, Khalid	1-1	30:18	30.3	5-8	.625	2-3	.667	1-2	.500	0	3	3	3.0	1	0	1	1	1	3	13	13.0		
1	STURDIVANT, Kyle	1-1	23:26	23.4	3-6	.500	0-1	.000	3-3	1.000	0	1	1	1.0	2	0	1	1	0	1	9	9.0		
4	USHER, Jordan	1-1	23:36	23.6	4-10	.400	0-1	.000	0-0	.000	1	2	3	3.0	2	0	1	2	0	0	8	8.0		
5	SMITH, Deivon	1-0	15:31	15.5	2-6	.333	0-0	.000	0-0	.000	1	1	2	2.0	0	0	4	3	1	0	4	4.0		
24	HOWARD, Rodney	1-1	30:02	30.0	0-0	.000	0-0	.000	0-0	.000	0	2	2	2.0	4	0	0	2	1	0	0	0.0		
13	KELLY, Miles	1-0	12:39	12.7	0-4	.000	0-2	.000	0-0	.000	0	1	1	1.0	2	0	0	1	0	0	0	0.0		
2	GIGIBERIA, Saba	1-0	02:42	2.7	0-0	.000	0-0	.000	0-0	.000	1	1	2	2.0	2	0	0	1	0	0	0	0.0		
Team											1	1	2											
Total		1	200		25-54	.463	6-16	.375	6-7	.857	4	17	21	21.0	16	0	8	13	3	11	62	62.0		
Opponents		1	200		31-55	.564	10-17	.588	7-8	.875	7	26	33	33.0	13	0	21	14	2	8	79	79.0		

## Team Statistics

	GATECH	OPP
<b>Scoring</b>	<b>62</b>	<b>79</b>
Points per game	62.0	79.0
Scoring margin	-17.0	-
<b>Field goals-att</b>	<b>25-54</b>	<b>31-55</b>
Field goal pct	.463	.564
<b>3 point fg-att</b>	<b>6-16</b>	<b>10-17</b>
3-point FG pct	.375	.588
3-pt FG made per game	6.0	10.0
<b>Free throws-att</b>	<b>6-7</b>	<b>7-8</b>
Free throw pct	.857	.875
F-Throws made per game	6.0	7.0
<b>Rebounds</b>	<b>21</b>	<b>33</b>
Rebounds per game	21.0	33.0
Rebounding margin	-12.0	-
<b>Assists</b>	<b>8</b>	<b>21</b>
Assists per game	8.0	21.0
<b>Turnovers</b>	<b>13</b>	<b>14</b>
Turnovers per game	13.0	14.0
Turnover margin	+1.0	-
Assist/turnover ratio	0.6	1.5
<b>Steals</b>	<b>11</b>	<b>8</b>
Steals per game	11.0	8.0
<b>Blocks</b>	<b>3</b>	<b>2</b>
Blocks per game	3.0	2.0
<b>Winning streak</b>	<b>0</b>	<b>-</b>
Home win streak	0	-
<b>Attendance</b>	<b>6217</b>	<b>0</b>
Home games-Avg/Game	1-6217	0-0
Neutral site-Avg/Game	-	0-0

## Team Results

Date	Opponent		Score	Att.
12/05/2021	North Carolina	L	62-79	6217



# 2021-22 BOX SCORES

Official Basketball Box Score - Final  
Charleston So. at Georgia Tech  
11/22/21 McCamish Pavilion, Atlanta  
2021-22 Men's Basketball

Game Time: 7:00 PM  
Game Duration: 2:03  
Attendance: 3,911

Officials: Tony Henderson, Brent Hampton, Jemel Spearman

Charleston So. - 70

Record: 2-3

NO. Name	Min	FG M-A	3P M-A	FT M-A	Rebounds OR DR TOT	Fouls PF FD	TP	AS	TO	ST	Blocks BS BA +/-
1 Kalib Clinton	F 15:33	3-3	0-0	0-0	2 2 4	4 0	6	0	0	2	0 -12
14 Tajé Kelly	F 25:06	4-12	0-0	2-5	1 3 4	3 3	10	0	4	0 1 -11	
23 Sean Price	F 31:34	2-2	0-0	0-0	2 3 5	4 0	4	3	4	1 0 -11	
4 Deontaye Buskey	G 26:32	4-10	3-8	0-1	0 2 2	1 2	11	2	3	0 0 -15	
13 Tahluk Chavez	G 34:31	5-15	3-11	2-3	1 2 3	1 1	15	5	2	2 0 -12	
22 Sadarius Bowser	20:53	3-4	0-0	4-4	0 1 1	2 4	10	1	0	0 0 -2	
34 Cheikh Faye	23:11	4-7	1-3	0-0	1 4 5	1 1	9	0	1	1 0 -3	
12 Claudell Harris Jr.	15:51	1-6	1-4	0-0	2 2 2	2 0	3	2	0	0 0 0	
2 Emorie Knox	01:34	0-0	0-0	0-0	0 0 0	1 0	0	1	0	0 0 -3	
11 Ja'Quavian Florence	05:05	0-0	0-0	2-2	0 1 1	0 1	2	1	1	0 0 -5	
0 Travis Anderson	00:10	0-0	0-0	0-0	0 0 0	0 1	0	0	0	0 0 0	
Team					3 0 3		0	0			
Totals	26:59	8-26	10-15	10 20 30	19 13	70	15	15	6	1 2 -15	

Technical Fouls: NONE


Georgia Tech - 85

Record: 4-1

NO. Name	Min	FG M-A	3P M-A	FT M-A	Rebounds OR DR TOT	Fouls PF FD	TP	AS	TO	ST	Blocks BS BA +/-
4 Jordan Usher	F 35:26	9-15	3-4	3-4	1 9 10	0 4	24	3	1	1	0 0 15
12 Khalid Moore	F 26:17	2-4	0-0	0-0	0 3 3	6 0	4	0	2	2	0 0 14
24 Rodney Howard	C 27:18	6-6	0-0	0-0	2 4 6	4 0	12	3	0	0	0 0 16
1 Kyle Sturdivant	G 32:09	7-13	1-2	2-2	0 1 1	1 1	17	3	2	0	0 1 22
5 Devon Smith	G 30:05	4-12	0-1	3-5	1 2 3	3 4	11	2	0	1	0 0 13
10 Dallon "Deebo" Coleman	16:56	1-3	0-2	1-2	0 1 1	3 2	3	0	2	0	0 0 -8
2 Saba Gigberia	12:42	2-3	0-0	2-2	1 3 4	1 3	6	3	0	1	2 -1
13 Miles Kelly	19:07	4-6	0-2	0-0	0 1 1	1 1	8	2	0	2	0 0 4
Team					0 1 1		0	1			
Totals	35:52	4-11	11-15	8 25 33	13 19	85	16	11	7	2 1 15	

Technical Fouls: NONE

Biggest lead	CSU		GaTech	Points from Turnovers	CSU	GaTech	Period by Period Scoring			
	1st	2nd	TOT							
Best Scoring Run	0 (1 <sup>st</sup> 20:00)	17 (2 <sup>nd</sup> 19:05)		Paint	30	50	CSU	29	41	70
Lead Changes	5 (1 <sup>st</sup> 10:24)	8 (1 <sup>st</sup> 17:51)		Second Chance	6	13				
Times Tied	0			Fast Breaks	4	10	GaTech	42	43	85
Time with Lead	00:00	39:22		Bench	24	17				



Official Basketball Box Score - Final

Ga. Southern at Georgia Tech

11/26/21 McCamish Pavilion, Atlanta

2021-22 Men's Basketball

Officials: Brian O'Connell, Jeff Clark, Jeremy Mosler

Game Time: 12:00 PM

Game Duration: 1:57

Attendance: 4,486

Ga. Southern - 59

Record: 4-2

NO. Name	Min	FG M-A	3P M-A	FT M-A	Rebounds OR DR TOT	Fouls PF FD	TP	AS	TO	ST	Blocks BS BA +/-	Shooting By Period			
2 Elijah McCadden	F 37:07	6-14	0-3	2-6	0 7 7	1 3	14	3	5	1	0	-2	1st FG%	16-28	57.1%
12 Andrei Savrasov	F 23:30	3-9	0-0	0-1	2 3 5	4 1	6	0	2	0	0	1	3PT%	4-10	40.0%
24 Prince Toyambi	F 12:06	2-4	0-0	0-2	1 3 4	3 2	4	0	1	0	0	-5	FT%	3-7	42.9%
3 Tre Cobbs	G 21:30	1-2	0-0	2-2	0 1 1	3 6	4	3	3	1	0	-6	2nd FG%	8-28	28.6%
13 Gedi Juozapalis	G 27:47	1-5	0-3	0-0	0 3 3	2 0	2	0	3	1	1	-13	3PT%	1-9	11.1%
1 Cam Bryant	23:21	5-9	4-8	0-0	3 3 6	4 0	14	3	1	2	0	0	GM FG%	24-56	42.9%
4 Kamari Brown	34:22	5-10	1-5	2-2	2 4 6	2 1	13	3	0	2	0	0	3PT%	5-19	26.3%
23 Grant Weatherford	08:27	0-0	0-0	0-0	0 1 1	0 1	0	1	0	0	0	-3	FT%	6-13	46.2%
10 Carlos Curry	11:50	1-3	0-0	0-0	2 2 2	0 0	2	0	1	0	1	0	Dead Ball Rebounds: 4		0
Team					2 0 2								Dead Ball Rebounds: 4		0
Totals	24:56	5-19	6-13	10 27 37	22 14	59	13	16	7	2	2	-2	Technical Fouls: Coach 2nd 3rd 20		

Ga. Southern - 59

Record: 4-2

NO. Name	Min	FG M-A	3P M-A	FT M-A	Rebounds OR DR TOT	Fouls PF FD	TP	AS	TO	ST	Blocks BS BA +/-	Shooting By Period			
4 Jordan Usher	F 36:25	4-11	1-5	0-3	1 9 10	2 3	9	2	3	1	0	0	1st FG%	9-26	34.6%
12 Khalid Moore	F 23:52	1-3	0-0	0-0	1 2 3	1 0	2	0	1	0	0	1	3PT%	4-10	40.0%
24 Rodney Howard	C 35:59	4-7	0-0	2-5	4 2 6	2 4	10	3	1	2	1	0	FT%	5-11	45.5%
1 Kyle Sturdivant	G 29:24	3-7	0-2	5-6	0 5 5	2 3	11	3	2	2	0	0	2nd FG%	12-25	48.0%
10 Dallon "Deebo" Coleman	G 24:36	1-3	1-2	0-0	0 2 2	2 2	3	0	1	0	0	-12	3PT%	3-10	30.0%
13 Miles Kelly	10:53	0-2	0-2	0-0	1 1 2	2 0	0	0	1	0	0	-6	GM FG%	21-51	41.2%
2 Saba Gigberia	03:00	0-1	0-0	0-0	0 0 0	2 0	0	0	1	1	0	-1	3PT%	7-20	35.0%
14 Jalón Moore	05:34	0-1	0-0	0-2	1 1 2	0 1	0	0	0	0	0	1	FT%	12-24	50.0%
0 Michael Devoe	30:17	8-16	5-9	5-8	1 3 4	1 8	26	5	4	2	0	0	Dead Ball Rebounds: 5		0
Team					1 0 1								Dead Ball Rebounds: 5		0
Totals	21:51	7-20	12-24	10 25 35	14 21	61	13	14	8	2	2	2	Technical Fouls: NONE		

GaSo

GaTech

Biggest lead	14 (1 <sup>st</sup> 2:23)	7 (2 <sup>nd</sup> 3:20)
Best Scoring Run	9 (1 <sup>st</sup> 9:44)	7 (2 <sup>nd</sup> 18:53)
Lead Changes	5	
Times Tied	4	
Time with Lead	24:16	13:10

Points from

GaSo

GaTech

Turnovers	13	28
Paint	24	26
Second Chance	16	5
Fast Breaks	4	13
Bench	29	26

Period by Period Scoring

1st

2nd

TOT

GaSo	39	20	59
GaTech	27	34	61



2021-22 Georgia Tech Men's Basketball  
Points-rebounds-assists  
All games

Page 1/1  
as of Dec 06, 2021

Opponent	Date	Score		0 DEVOE,MICH	1 STURDIVANT	2 GIGIBERIA,	4 USHER,JORD	5 SMITH,DEIV	10 COLEMAN,DA	12 MOORE,KHAL	13 KELLY,MILE	14 MOORE,JALO	23 MEKA,JORDA	24 HOWARD,ROD
Miami (OH)	11/09/2021	69-72	L	26-4-2	4-1-2	2-4-0	12-9-3	6-2-3	4-3-0	5-3-1	0-0-0	DNP	DNP	10-14-0
Stetson	11/12/2021	77-52	W	17-5-7	5-4-2	2-1-0	14-11-5	9-4-2	12-2-1	5-3-1	7-1-1	4-2-0	0-1-0	2-4-3
Lamar University	11/15/2021	75-66	W	11-7-6	4-0-1	DNP	15-8-3	5-2-5	19-2-3	5-5-0	7-0-1	DNP	0-1-0	9-8-3
at Georgia	11/19/2021	88-78	W	37-7-5	4-1-2	0-1-0	21-4-2	7-3-4	5-2-0	2-5-0	4-3-0	DNP	DNP	8-7-4
Charleston So.	11/22/2021	85-70	W	DNP	17-1-3	6-4-3	24-10-3	11-3-2	3-1-0	4-6-0	8-1-2	DNP	DNP	12-6-3
Ga. Southern	11/26/2021	61-59	W	26-4-5	11-5-3	0-0-0	9-10-2	DNP	3-2-0	2-3-0	0-2-0	0-2-0	DNP	10-6-3
Wisconsin	12/01/2021	66-70	L	33-6-1	0-1-4	0-0-0	5-2-0	9-11-0	2-5-1	8-2-0	0-2-0	DNP	DNP	9-5-1
North Carolina	12/05/2021	62-79	L	15-4-1	9-1-1	0-2-0	8-3-1	4-2-4	13-1-0	13-3-1	0-1-0	DNP	DNP	0-2-0



**2021-22 Georgia Tech Men's Basketball  
Team Game-by-Game  
All games**

Page 1/1  
as of Dec 06, 2021

				Total		3-Pointers		Free throws		Rebounds											
Opponent	Date	Score		FG-FGA	PCT	3FG-3FGA	PCT	FT-FTA	PCT	OFF	DEF	TOT	AVG	PF	A	TO	BLK	STL	PTS	AVG	
Miami (OH)	11/09/2021	69-72	L	24-61	.393	4-17	.235	17-20	.850	12	32	44	44.0	23	11	14	3	6	69	69.0	
Stetson	11/12/2021	77-52	W	33-64	.516	9-19	.474	2-7	.286	10	33	43	43.5	13	22	16	1	9	77	73.0	
Lamar University	11/15/2021	75-66	W	28-62	.452	12-25	.480	7-13	.538	12	30	42	43.0	15	22	10	1	3	75	73.7	
at Georgia	11/19/2021	88-78	W	34-56	.607	8-15	.533	12-17	.706	10	25	35	41.0	24	17	15	4	8	88	77.3	
Charleston So.	11/22/2021	85-70	W	35-62	.565	4-11	.364	11-15	.733	8	25	33	39.4	13	16	11	2	7	85	78.8	
Ga. Southern	11/26/2021	61-59	W	21-51	.412	7-20	.350	12-24	.500	10	25	35	38.7	14	13	14	2	8	61	75.8	
Wisconsin	12/01/2021	66-70	L	22-53	.415	6-16	.375	16-20	.800	10	26	36	38.3	20	7	10	3	5	66	74.4	
North Carolina	12/05/2021	62-79	L	25-54	.463	6-16	.375	6-7	.857	4	17	21	36.1	16	8	13	3	11	62	72.9	
Total		583		222-463	.479	56-139	.403	83-123	.675	76	213	289	36.1	138	116	103	19	57	583	72.9	
Opponents		546		202-462	.437	57-180	.317	85-129	.659	69	183	252	31.5	129	116	100	22	53	546	68.3	

**Georgia Tech Averages**

Games Played	Points/game	FG Pct	3FG Pct	FT Pct	Rebounds/game	Assists/game	Turnovers/game	Assist/Turnover ratio	Steals/game	Blocks/game
8	72.9	47.9	40.3	67.5	36.1	14.5	12.9	1.1	7.1	2.4



# 2021-22 Georgia Tech Men's Basketball Opponents Game-by-Game All games

Page 1/1  
as of Dec 06, 2021

				Total		3-Pointers		Free throws		Rebounds											
Opponent	Date	Score		FG-FGA	PCT	3FG-3FGA	PCT	FT-FTA	PCT	OFF	DEF	TOT	AVG	PF	A	TO	BLK	STL	PTS	AVG	
Miami (OH)	11/09/2021	69-72	L	25-64	.391	6-31	.194	16-21	.762	9	25	34	34.0	17	9	8	4	7	72	72.0	
Stetson	11/12/2021	77-52	W	21-60	.350	6-27	.222	4-7	.571	8	24	32	33.0	9	13	17	2	11	52	62.0	
Lamar University	11/15/2021	75-66	W	23-57	.404	5-19	.263	15-19	.789	6	26	32	32.7	13	16	8	5	6	66	63.3	
at Georgia	11/19/2021	88-78	W	29-57	.509	8-17	.471	12-24	.500	11	15	26	31.0	19	16	14	1	4	78	67.0	
Charleston So.	11/22/2021	85-70	W	26-59	.441	8-26	.308	10-15	.667	10	20	30	30.8	19	15	15	1	6	70	67.6	
Ga. Southern	11/26/2021	61-59	W	24-56	.429	5-19	.263	6-13	.462	10	27	37	31.8	21	13	16	2	7	59	66.2	
Wisconsin	12/01/2021	66-70	L	23-54	.426	9-24	.375	15-22	.682	8	20	28	31.3	18	13	8	5	4	70	66.7	
North Carolina	12/05/2021	62-79	L	31-55	.564	10-17	.588	7-8	.875	7	26	33	31.5	13	21	14	2	8	79	68.3	
Total		546		202-462	.437	57-180	.317	85-129	.659	69	183	252	31.5	129	116	100	22	53	546	68.3	
Georgia Tech		583		222-463	.479	56-139	.403	83-123	.675	76	213	289	36.1	138	116	103	19	57	583	72.9	

## Opponents Averages

Games Played	Points/game	FG Pct	3FG Pct	FT Pct	Rebounds/game	Assists/game	Turnovers/game	Assist/Turnover ratio	Steals/game	Blocks/game
8	68.3	43.7	31.7	65.9	31.5	14.5	12.5	1.2	6.6	2.8



2021-22 Georgia Tech Men's Basketball  
Individual Game-by-Game  
All games

Page 1/11  
as of Dec 06, 2021

#0 DEVOE, Michael

Opponent	Date	GS	MIN	Total		3-Pointers		Free throws		Rebounds				PF	A	TO	BLK	STL	PTS	AVG
				FG-FGA	PCT	3FG-3FGA	PCT	FT-FTA	PCT	OFF	DEF	TOT	AVG							
Miami (OH)	11/09/2021	*	38:25	8-18	.444	4-6	.667	6-6	1.000	1	3	4	4.0	0	2	3	0	1	26	26.0
Stetson	11/12/2021	*	29:40	7-11	.636	3-5	.600	0-1	.000	0	5	5	4.5	3	7	2	0	2	17	21.5
Lamar University	11/15/2021	*	36:19	4-9	.444	2-4	.500	1-2	.500	0	7	7	5.3	0	6	1	0	1	11	18.0
at Georgia	11/19/2021	*	37:00	14-18	.778	4-5	.800	5-6	.833	1	6	7	5.8	4	5	4	0	2	37	22.8
Ga. Southern	11/26/2021		30:17	8-16	.500	5-9	.556	5-8	.625	1	3	4	5.4	1	5	4	0	2	26	23.4
Wisconsin	12/01/2021	*	40:00	11-20	.550	5-10	.500	6-7	.857	0	6	6	5.5	3	1	0	0	0	33	25.0
North Carolina	12/05/2021	*	36:38	6-13	.462	1-5	.200	2-2	1.000	0	4	4	5.3	2	1	2	0	4	15	23.6
Totals		6	248:19	58-105	.552	24-44	.545	25-32	.781	3	34	37	5.3	13	27	16	0	12	165	23.6

Player Averages

Games Played	Minutes/ game	Points/ game	FG Pct	3FG Pct	FT Pct	Rebounds/ game	Assists/ game	Turnovers/ game	Assist/Turnover ratio	Steals/ game	Blocks/ game
7	35.5	23.6	55.2	54.5	78.1	5.3	3.9	2.3	1.7	1.7	0.0



2021-22 Georgia Tech Men's Basketball  
Individual Game-by-Game  
All games

Page 2/11  
as of Dec 06, 2021

#1 STURDIVANT, Kyle

Opponent	Date	GS	MIN	Total		3-Pointers		Free throws		Rebounds				PF	A	TO	BLK	STL	PTS	AVG
				FG-FGA	PCT	3FG-3FGA	PCT	FT-FTA	PCT	OFF	DEF	TOT	AVG							
Miami (OH)	11/09/2021	*	22:09	1-5	.200	0-0	.000	2-2	1.000	0	1	1	1.0	0	2	0	1	0	4	4.0
Stetson	11/12/2021	*	20:01	2-3	.667	0-1	.000	1-3	.333	0	4	4	2.5	2	2	1	0	0	5	4.5
Lamar University	11/15/2021	*	17:22	1-3	.333	1-3	.333	1-2	.500	0	0	0	1.7	0	1	1	0	0	4	4.3
at Georgia	11/19/2021	*	15:16	1-4	.250	0-1	.000	2-5	.400	0	1	1	1.5	0	2	1	0	2	4	4.3
Charleston So.	11/22/2021	*	32:09	7-13	.538	1-2	.500	2-2	1.000	0	1	1	1.4	1	3	2	0	0	17	6.8
Ga. Southern	11/26/2021	*	29:24	3-7	.429	0-2	.000	5-6	.833	0	5	5	2.0	2	3	2	0	2	11	7.5
Wisconsin	12/01/2021	*	16:03	0-3	.000	0-1	.000	0-0	.000	1	0	1	1.9	1	4	3	0	1	0	6.4
North Carolina	12/05/2021	*	23:26	3-6	.500	0-1	.000	3-3	1.000	0	1	1	1.8	2	1	1	0	1	9	6.8
Totals		8	175:50	18-44	.409	2-11	.182	16-23	.696	1	13	14	1.8	8	18	11	1	6	54	6.8

Player Averages

Games Played	Minutes/game	Points/game	FG Pct	3FG Pct	FT Pct	Rebounds/game	Assists/game	Turnovers/game	Assist/Turnover ratio	Steals/game	Blocks/game
8	22.0	6.8	40.9	18.2	69.6	1.8	2.3	1.4	1.6	0.8	0.1



2021-22 Georgia Tech Men's Basketball  
Individual Game-by-Game  
All games

Page 3/11  
as of Dec 06, 2021

#2 GIGIBERIA, Saba

Opponent	Date	GS	MIN	Total		3-Pointers		Free throws		Rebounds											
				FG-FGA	PCT	3FG-3FGA	PCT	FT-FTA	PCT	OFF	DEF	TOT	AVG	PF	A	TO	BLK	STL	PTS	AVG	
Miami (OH)	11/09/2021		04:38	1-1	1.000	0-0	.000	0-0	.000	2	2	4	4.0	3	0	1	0	0	2	2.0	
Stetson	11/12/2021		08:35	1-2	.500	0-0	.000	0-0	.000	0	1	1	2.5	0	0	0	0	1	2	2.0	
at Georgia	11/19/2021		06:03	0-0	.000	0-0	.000	0-0	.000	0	1	1	2.0	0	0	1	0	0	0	1.3	
Charleston So.	11/22/2021		12:42	2-3	.667	0-0	.000	2-2	1.000	1	3	4	2.5	1	3	0	2	1	6	2.5	
Ga. Southern	11/26/2021		03:00	0-1	.000	0-0	.000	0-0	.000	0	0	0	2.0	2	0	1	0	1	0	2.0	
Wisconsin	12/01/2021		03:38	0-0	.000	0-0	.000	0-0	.000	0	0	0	1.7	0	0	1	0	0	0	1.7	
North Carolina	12/05/2021		02:42	0-0	.000	0-0	.000	0-0	.000	1	1	2	1.7	2	0	1	0	0	0	1.4	
Totals		0	41:18	4-7	.571	0-0	.000	2-2	1.000	4	8	12	1.7	8	3	5	2	3	10	1.4	

Player Averages

Games Played	Minutes/ game	Points/ game	FG Pct	3FG Pct	FT Pct	Rebounds/ game	Assists/ game	Turnovers/ game	Assist/Turnover ratio	Steals/ game	Blocks/ game
7	5.9	1.4	57.1	0.0	100.0	1.7	0.4	0.7	0.6	0.4	0.3



**2021-22 Georgia Tech Men's Basketball**  
**Individual Game-by-Game**  
**All games**

Page 4/11  
as of Dec 06, 2021

**#4 USHER, Jordan**

Opponent	Date	GS	MIN	Total		3-Pointers		Free throws		Rebounds				PF	A	TO	BLK	STL	PTS	AVG
				FG-FGA	PCT	3FG-3FGA	PCT	FT-FTA	PCT	OFF	DEF	TOT	AVG							
Miami (OH)	11/09/2021	*	36:06	4-12	.333	0-4	.000	4-4	1.000	0	9	9	9.0	5	3	3	1	1	12	12.0
Stetson	11/12/2021	*	30:01	7-10	.700	0-0	.000	0-2	.000	2	9	11	10.0	2	5	4	0	1	14	13.0
Lamar University	11/15/2021	*	31:55	6-16	.375	1-5	.200	2-4	.500	4	4	8	9.3	3	3	4	0	1	15	13.7
at Georgia	11/19/2021	*	35:49	9-14	.643	1-3	.333	2-2	1.000	0	4	4	8.0	3	2	2	2	1	21	15.5
Charleston So.	11/22/2021	*	35:26	9-15	.600	3-4	.750	3-4	.750	1	9	10	8.4	0	3	1	0	1	24	17.2
Ga. Southern	11/26/2021	*	36:25	4-11	.364	1-5	.200	0-3	.000	1	9	10	8.7	2	2	3	0	1	9	15.8
Wisconsin	12/01/2021	*	28:57	2-7	.286	1-4	.250	0-0	.000	0	2	2	7.7	4	0	2	0	0	5	14.3
North Carolina	12/05/2021	*	23:36	4-10	.400	0-1	.000	0-0	.000	1	2	3	7.1	2	1	2	0	0	8	13.5
<b>Totals</b>		<b>8</b>	<b>258:15</b>	<b>45-95</b>	<b>.474</b>	<b>7-26</b>	<b>.269</b>	<b>11-19</b>	<b>.579</b>	<b>9</b>	<b>48</b>	<b>57</b>	<b>7.1</b>	<b>21</b>	<b>19</b>	<b>21</b>	<b>3</b>	<b>6</b>	<b>108</b>	<b>13.5</b>

**Player Averages**

Games Played	Minutes/ game	Points/ game	FG Pct	3FG Pct	FT Pct	Rebounds/ game	Assists/ game	Turnovers/ game	Assist/Turnover ratio	Steals/ game	Blocks/ game
8	32.3	13.5	47.4	26.9	57.9	7.1	2.4	2.6	0.9	0.8	0.4



2021-22 Georgia Tech Men's Basketball  
Individual Game-by-Game  
All games

Page 5/11  
as of Dec 06, 2021

#5 SMITH, Deivon

Opponent	Date	GS	MIN	Total		3-Pointers		Free throws		Rebounds				PF	A	TO	BLK	STL	PTS	AVG
				FG-FGA	PCT	3FG-3FGA	PCT	FT-FTA	PCT	OFF	DEF	TOT	AVG							
Miami (OH)	11/09/2021		25:12	2-6	.333	0-0	.000	2-4	.500	1	1	2	2.0	4	3	3	0	1	6	6.0
Stetson	11/12/2021		21:29	4-11	.364	1-2	.500	0-0	.000	2	2	4	3.0	1	2	1	0	2	9	7.5
Lamar University	11/15/2021		21:40	2-6	.333	1-1	1.000	0-0	.000	0	2	2	2.7	3	5	1	0	0	5	6.7
at Georgia	11/19/2021		21:59	3-6	.500	1-2	.500	0-0	.000	1	2	3	2.8	4	4	2	0	2	7	6.8
Charleston So.	11/22/2021	*	30:05	4-12	.333	0-1	.000	3-5	.600	1	2	3	2.8	3	2	0	0	1	11	7.6
Wisconsin	12/01/2021		26:18	4-10	.400	0-0	.000	1-1	1.000	3	8	11	4.2	3	0	1	0	1	9	7.8
North Carolina	12/05/2021		15:31	2-6	.333	0-0	.000	0-0	.000	1	1	2	3.9	0	4	3	1	0	4	7.3
<b>Totals</b>		<b>1</b>	<b>162:13</b>	<b>21-57</b>	<b>.368</b>	<b>3-6</b>	<b>.500</b>	<b>6-10</b>	<b>.600</b>	<b>9</b>	<b>18</b>	<b>27</b>	<b>3.9</b>	<b>18</b>	<b>20</b>	<b>11</b>	<b>1</b>	<b>7</b>	<b>51</b>	<b>7.3</b>

Player Averages

Games Played	Minutes/ game	Points/ game	FG Pct	3FG Pct	FT Pct	Rebounds/ game	Assists/ game	Turnovers/ game	Assist/Turnover ratio	Steals/ game	Blocks/ game
7	23.2	7.3	36.8	50.0	60.0	3.9	2.9	1.6	1.8	1.0	0.1



**2021-22 Georgia Tech Men's Basketball  
Individual Game-by-Game  
All games**

Page 6/11  
as of Dec 06, 2021

**#10 COLEMAN, Dallan "Deebo"**

Opponent	Date	GS	MIN	Total		3-Pointers		Free throws		Rebounds				PF	A	TO	BLK	STL	PTS	AVG
				FG-FGA	PCT	3FG-3FGA	PCT	FT-FTA	PCT	OFF	DEF	TOT	AVG							
Miami (OH)	11/09/2021		17:08	1-2	.500	0-1	.000	2-2	1.000	0	3	3	3.0	5	0	1	0	0	4	4.0
Stetson	11/12/2021		24:20	4-7	.571	4-6	.667	0-0	.000	0	2	2	2.5	0	1	3	0	0	12	8.0
Lamar University	11/15/2021		30:07	6-8	.750	5-7	.714	2-3	.667	0	2	2	2.3	3	3	0	0	1	19	11.7
at Georgia	11/19/2021		23:25	2-4	.500	1-2	.500	0-0	.000	0	2	2	2.3	2	0	0	0	0	5	10.0
Charleston So.	11/22/2021		16:56	1-3	.333	0-2	.000	1-2	.500	0	1	1	2.0	3	0	2	0	0	3	8.6
Ga. Southern	11/26/2021	*	24:36	1-3	.333	1-2	.500	0-0	.000	0	2	2	2.0	2	0	1	0	0	3	7.7
Wisconsin	12/01/2021		21:47	0-2	.000	0-0	.000	2-2	1.000	2	3	5	2.4	1	1	0	1	3	2	6.9
North Carolina	12/05/2021		25:08	5-7	.714	3-4	.750	0-0	.000	0	1	1	2.3	1	0	0	0	3	13	7.6
<b>Totals</b>		<b>1</b>	<b>183:27</b>	<b>20-36</b>	<b>.556</b>	<b>14-24</b>	<b>.583</b>	<b>7-9</b>	<b>.778</b>	<b>2</b>	<b>16</b>	<b>18</b>	<b>2.3</b>	<b>17</b>	<b>5</b>	<b>7</b>	<b>1</b>	<b>7</b>	<b>61</b>	<b>7.6</b>

**Player Averages**

Games Played	Minutes/game	Points/game	FG Pct	3FG Pct	FT Pct	Rebounds/game	Assists/game	Turnovers/game	Assist/Turnover ratio	Steals/game	Blocks/game
8	22.9	7.6	55.6	58.3	77.8	2.3	0.6	0.9	0.7	0.9	0.1



2021-22 Georgia Tech Men's Basketball  
Individual Game-by-Game  
All games

Page 7/11  
as of Dec 06, 2021

#12 MOORE, Khalid

Opponent	Date	GS	MIN	Total		3-Pointers		Free throws		Rebounds				PF	A	TO	BLK	STL	PTS	AVG
				FG-FGA	PCT	3FG-3FGA	PCT	FT-FTA	PCT	OFF	DEF	TOT	AVG							
Miami (OH)	11/09/2021	*	21:31	2-9	.222	0-5	.000	1-1	1.000	2	1	3	3.0	2	1	1	0	3	5	5.0
Stetson	11/12/2021	*	17:36	2-6	.333	0-1	.000	1-1	1.000	2	1	3	3.0	2	1	3	0	2	5	5.0
Lamar University	11/15/2021	*	19:59	2-6	.333	1-3	.333	0-0	.000	0	5	5	3.7	2	0	0	0	0	5	5.0
at Georgia	11/19/2021	*	20:39	0-0	.000	0-0	.000	2-2	1.000	2	3	5	4.0	4	0	2	0	0	2	4.3
Charleston So.	11/22/2021	*	26:17	2-4	.500	0-0	.000	0-0	.000	3	3	6	4.4	0	0	2	0	2	4	4.2
Ga. Southern	11/26/2021	*	23:52	1-3	.333	0-0	.000	0-0	.000	1	2	3	4.2	1	0	1	0	0	2	3.8
Wisconsin	12/01/2021	*	22:24	3-3	1.000	0-0	.000	2-2	1.000	0	2	2	3.9	4	0	0	0	0	8	4.4
North Carolina	12/05/2021	*	30:18	5-8	.625	2-3	.667	1-2	.500	0	3	3	3.8	1	1	1	1	3	13	5.5
<b>Totals</b>		<b>8</b>	<b>182:36</b>	<b>17-39</b>	<b>.436</b>	<b>3-12</b>	<b>.250</b>	<b>7-8</b>	<b>.875</b>	<b>10</b>	<b>20</b>	<b>30</b>	<b>3.8</b>	<b>16</b>	<b>3</b>	<b>10</b>	<b>1</b>	<b>10</b>	<b>44</b>	<b>5.5</b>

Player Averages

Games Played	Minutes/game	Points/game	FG Pct	3FG Pct	FT Pct	Rebounds/game	Assists/game	Turnovers/game	Assist/Turnover ratio	Steals/game	Blocks/game
8	22.8	5.5	43.6	25.0	87.5	3.8	0.4	1.3	0.3	1.3	0.1



**2021-22 Georgia Tech Men's Basketball**  
**Individual Game-by-Game**  
**All games**

Page 8/11  
as of Dec 06, 2021

**#13 KELLY, Miles**

Opponent	Date	GS	MIN	Total		3-Pointers		Free throws		Rebounds				PF	A	TO	BLK	STL	PTS	AVG
				FG-FGA	PCT	3FG-3FGA	PCT	FT-FTA	PCT	OFF	DEF	TOT	AVG							
Miami (OH)	11/09/2021		04:15	0-1	.000	0-1	.000	0-0	.000	0	0	0	0.0	1	0	0	0	0	0	0.0
Stetson	11/12/2021		13:55	3-7	.429	1-4	.250	0-0	.000	1	0	1	0.5	0	1	1	0	1	7	3.5
Lamar University	11/15/2021		10:16	3-4	.750	1-2	.500	0-0	.000	0	0	0	0.3	0	1	1	0	0	7	4.7
at Georgia	11/19/2021		13:52	1-2	.500	1-2	.500	1-2	.500	0	3	3	1.0	2	0	1	1	0	4	4.5
Charleston So.	11/22/2021		19:07	4-6	.667	0-2	.000	0-0	.000	0	1	1	1.0	1	2	0	0	2	8	5.2
Ga. Southern	11/26/2021		10:53	0-2	.000	0-2	.000	0-0	.000	1	1	2	1.2	2	0	1	0	0	0	4.3
Wisconsin	12/01/2021		04:31	0-1	.000	0-1	.000	0-0	.000	0	2	2	1.3	1	0	0	0	0	0	3.7
North Carolina	12/05/2021		12:39	0-4	.000	0-2	.000	0-0	.000	0	1	1	1.3	2	0	1	0	0	0	3.3
<b>Totals</b>		<b>0</b>	<b>89:29</b>	<b>11-27</b>	<b>.407</b>	<b>3-16</b>	<b>.188</b>	<b>1-2</b>	<b>.500</b>	<b>2</b>	<b>8</b>	<b>10</b>	<b>1.3</b>	<b>9</b>	<b>4</b>	<b>5</b>	<b>1</b>	<b>3</b>	<b>26</b>	<b>3.3</b>

**Player Averages**

Games Played	Minutes/game	Points/game	FG Pct	3FG Pct	FT Pct	Rebounds/game	Assists/game	Turnovers/game	Assist/Turnover ratio	Steals/game	Blocks/game
8	11.2	3.3	40.7	18.8	50.0	1.3	0.5	0.6	0.8	0.4	0.1



2021-22 Georgia Tech Men's Basketball  
Individual Game-by-Game  
All games

Page 9/11  
as of Dec 06, 2021

#14 MOORE, Jalon

Opponent	Date	GS	MIN	Total		3-Pointers		Free throws		Rebounds				PF	A	TO	BLK	STL	PTS	AVG
				FG-FGA	PCT	3FG-3FGA	PCT	FT-FTA	PCT	OFF	DEF	TOT	AVG							
Stetson	11/12/2021		04:16	2-6	.333	0-0	.000	0-0	.000	0	2	2	2.0	1	0	0	0	0	4	4.0
Ga. Southern	11/26/2021		05:34	0-1	.000	0-0	.000	0-2	.000	1	1	2	2.0	0	0	0	1	0	0	2.0
Totals		0	09:50	2-7	.286	0-0	.000	0-2	.000	1	3	4	2.0	1	0	0	1	0	4	2.0

Player Averages

Games Played	Minutes/game	Points/game	FG Pct	3FG Pct	FT Pct	Rebounds/game	Assists/game	Turnovers/game	Assist/Turnover ratio	Steals/game	Blocks/game
2	4.9	2.0	28.6	0.0	0.0	2.0	0.0	0.0	0.0	0.0	0.5



2021-22 Georgia Tech Men's Basketball  
Individual Game-by-Game  
All games

Page 10/11  
as of Dec 06, 2021

#23 MEKA, Jordan

Opponent	Date	GS	MIN	Total		3-Pointers		Free throws		Rebounds											
				FG-FGA	PCT	3FG-3FGA	PCT	FT-FTA	PCT	OFF	DEF	TOT	AVG	PF	A	TO	BLK	STL	PTS	AVG	
Stetson	11/12/2021		04:27	0-0	.000	0-0	.000	0-0	.000	0	1	1	1.0	0	0	0	0	0	0	0.0	
Lamar University	11/15/2021		04:57	0-1	.000	0-0	.000	0-0	.000	0	1	1	1.0	1	0	0	0	0	0	0.0	
Totals		0	09:24	0-1	.000	0-0	.000	0-0	.000	0	2	2	1.0	1	0	0	0	0	0	0.0	

Player Averages

Games Played	Minutes/game	Points/game	FG Pct	3FG Pct	FT Pct	Rebounds/game	Assists/game	Turnovers/game	Assist/Turnover ratio	Steals/game	Blocks/game
2	4.7	0.0	0.0	0.0	0.0	1.0	0.0	0.0	0.0	0.0	0.0



**2021-22 Georgia Tech Men's Basketball**  
**Individual Game-by-Game**  
**All games**

Page 11/11  
as of Dec 06, 2021

**#24 HOWARD, Rodney**

Opponent	Date	GS	MIN	Total		3-Pointers		Free throws		Rebounds				PF	A	TO	BLK	STL	PTS	AVG
				FG-FGA	PCT	3FG-3FGA	PCT	FT-FTA	PCT	OFF	DEF	TOT	AVG							
Miami (OH)	11/09/2021	*	30:36	5-7	.714	0-0	.000	0-1	.000	3	11	14	14.0	3	0	2	1	0	10	10.0
Stetson	11/12/2021	*	25:40	1-1	1.000	0-0	.000	0-0	.000	0	4	4	9.0	2	3	1	1	0	2	6.0
Lamar University	11/15/2021	*	27:25	4-9	.444	0-0	.000	1-2	.500	3	5	8	8.7	3	3	2	1	0	9	7.0
at Georgia	11/19/2021	*	25:57	4-8	.500	0-0	.000	0-0	.000	5	2	7	8.3	5	4	1	1	1	8	7.3
Charleston So.	11/22/2021	*	27:18	6-6	1.000	0-0	.000	0-0	.000	2	4	6	7.8	4	3	3	0	0	12	8.2
Ga. Southern	11/26/2021	*	35:59	4-7	.571	0-0	.000	2-5	.400	4	2	6	7.5	2	3	1	1	2	10	8.5
Wisconsin	12/01/2021	*	36:22	2-7	.286	0-0	.000	5-8	.625	3	2	5	7.1	3	1	2	2	0	9	8.6
North Carolina	12/05/2021	*	30:02	0-0	.000	0-0	.000	0-0	.000	0	2	2	6.5	4	0	2	1	0	0	7.5
<b>Totals</b>		<b>8</b>	<b>239:19</b>	<b>26-45</b>	<b>.578</b>	<b>0-0</b>	<b>.000</b>	<b>8-16</b>	<b>.500</b>	<b>20</b>	<b>32</b>	<b>52</b>	<b>6.5</b>	<b>26</b>	<b>17</b>	<b>14</b>	<b>8</b>	<b>3</b>	<b>60</b>	<b>7.5</b>

**Player Averages**

Games Played	Minutes/game	Points/game	FG Pct	3FG Pct	FT Pct	Rebounds/game	Assists/game	Turnovers/game	Assist/Turnover ratio	Steals/game	Blocks/game
8	29.9	7.5	57.8	0.0	50.0	6.5	2.1	1.8	1.2	0.4	1.0



**Georgia Tech Men's Basketball**  
**Individual Career Summaries**  
**All games**

Page 1/9  
as of Dec 06, 2021

**BOYD, Coleman**

				Field Goals		3-Point		F-Throws		Rebounds									Scoring	
SEASON	TEAM	GP-GS	MIN/AVG	FG-FGA	FG%	3FG-3FGA	3FG%	FT-FTA	FT%	OFF	DEF	TOT	AVG	PF-FO	A	TO	BLK	STL	PTS	AVG
2019-20	GaTech	4-0	7/1.8	2-5	.400	1-4	.250	0-0	.000	0	2	2	0.5	1-0	3	0	0	1	5	1.3
2020-21	GaTech	2-0	2/1.0	0-0	.000	0-0	.000	0-0	.000	0	0	0	0.0	0-0	0	0	0	0	0	0.0
<b>TOTAL</b>		<b>6-0</b>	<b>9/1.5</b>	<b>2-5</b>	<b>.400</b>	<b>1-4</b>	<b>.250</b>	<b>0-0</b>	<b>.000</b>	<b>0</b>	<b>2</b>	<b>2</b>	<b>0.3</b>	<b>1-0</b>	<b>3</b>	<b>0</b>	<b>0</b>	<b>1</b>	<b>5</b>	<b>0.8</b>

**Single Game Highs**

Statistic	Value	
Points	3	vs Morehouse 01/28/20
Rebounds	1	vs Elon 11/11/19, vs Virginia Tech 02/04/20
Assists	2	vs Morehouse 01/28/20
Steals	1	vs Morehouse 01/28/20
FG Made	1	vs Morehouse 01/28/20, at Hawaii 12/25/19
FG Attempts	3	vs Morehouse 01/28/20
3FG Made	1	vs Morehouse 01/28/20
3FG Attempts	3	vs Morehouse 01/28/20

**COLEMAN, Dallan "deebo"**

				Field Goals		3-Point		F-Throws		Rebounds									Scoring	
SEASON	TEAM	GP-GS	MIN/AVG	FG-FGA	FG%	3FG-3FGA	3FG%	FT-FTA	FT%	OFF	DEF	TOT	AVG	PF-FO	A	TO	BLK	STL	PTS	AVG
2021-22	GaTech	8-1	183/22.9	20-36	.556	14-24	.583	7-9	.778	2	16	18	2.3	17-1	5	7	1	7	61	7.6
<b>TOTAL</b>		<b>8-1</b>	<b>183/22.9</b>	<b>20-36</b>	<b>.556</b>	<b>14-24</b>	<b>.583</b>	<b>7-9</b>	<b>.778</b>	<b>2</b>	<b>16</b>	<b>18</b>	<b>2.3</b>	<b>17-1</b>	<b>5</b>	<b>7</b>	<b>1</b>	<b>7</b>	<b>61</b>	<b>7.6</b>

**Single Game Highs**

Statistic	Value	
Points	19	vs Lamar University 11/15/21
Rebounds	5	vs Wisconsin 12/01/21
Assists	3	vs Lamar University 11/15/21
Steals	3	vs Wisconsin 12/01/21, vs North Carolina 12/05/21
Blocks	1	vs Wisconsin 12/01/21
FG Made	6	vs Lamar University 11/15/21
FG Attempts	8	vs Lamar University 11/15/21
3FG Made	5	vs Lamar University 11/15/21
3FG Attempts	7	vs Lamar University 11/15/21
FT Made	2	vs Miami (OH) 11/09/21, vs Lamar University 11/15/21, vs Wisconsin 12/01/21
FT Attempts	3	vs Lamar University 11/15/21



**Georgia Tech Men's Basketball  
Individual Career Summaries  
All games**

Page 2/9  
as of Dec 06, 2021

**DEVOE, Michael**

SEASON	TEAM	GP-GS	MIN/AVG	Field Goals		3-Point		F-Throws		Rebounds									Scoring	
				FG-FGA	FG%	3FG-3FGA	3FG%	FT-FTA	FT%	OFF	DEF	TOT	AVG	PF-FO	A	TO	BLK	STL	PTS	AVG
2018-19	GaTech	32-23	1030/32.2	101-251	.402	42-107	.393	66-93	.710	13	93	106	3.3	57-1	81	71	16	44	310	9.7
2019-20	GaTech	28-28	984/35.1	157-330	.476	53-124	.427	81-108	.750	11	99	110	3.9	68-2	96	95	3	34	448	16.0
2020-21	GaTech	26-26	903/34.7	136-298	.456	58-145	.400	61-81	.753	18	94	112	4.3	44-0	87	68	7	33	391	15.0
2021-22	GaTech	7-6	248/35.5	58-105	.552	24-44	.545	25-32	.781	3	34	37	5.3	13-0	27	16	0	12	165	23.6
<b>TOTAL</b>		<b>93-83</b>	<b>3165/34.0</b>	<b>452-984</b>	<b>.459</b>	<b>177-420</b>	<b>.421</b>	<b>233-314</b>	<b>.742</b>	<b>45</b>	<b>320</b>	<b>365</b>	<b>3.9</b>	<b>182-3</b>	<b>291</b>	<b>250</b>	<b>26</b>	<b>123</b>	<b>1314</b>	<b>14.1</b>

**Single Game Highs**

Statistic	Value	
Points	37	at Georgia 11/19/21
Rebounds	13	vs Georgia St. 11/25/20
Assists	8	vs Clemson 02/25/20, vs Florida A&M 12/18/20
Steals	5	at Clemson 02/12/21
Blocks	2	at Notre Dame 02/10/19, at Northwestern 11/28/18
FG Made	14	at Georgia 11/19/21
FG Attempts	25	vs Georgia St. 11/25/20
3FG Made	7	at Miami (FL) 02/20/21
3FG Attempts	12	vs Georgia St. 11/25/20
FT Made	8	vs Florida St. 01/30/21, vs Duke 03/02/21, at Clemson 02/12/21
FT Attempts	12	vs Florida St. 01/30/21

**GIGIBERIA, Saba**

SEASON	TEAM	GP-GS	MIN/AVG	Field Goals		3-Point		F-Throws		Rebounds									Scoring	
				FG-FGA	FG%	3FG-3FGA	3FG%	FT-FTA	FT%	OFF	DEF	TOT	AVG	PF-FO	A	TO	BLK	STL	PTS	AVG
2020-21	GaTech	8-0	33/4.1	4-11	.364	1-2	.500	0-1	.000	4	10	14	1.8	10-0	2	2	0	0	9	1.1
2021-22	GaTech	7-0	41/5.9	4-7	.571	0-0	.000	2-2	1.000	4	8	12	1.7	8-0	3	5	2	3	10	1.4
<b>TOTAL</b>		<b>15-0</b>	<b>74/4.9</b>	<b>8-18</b>	<b>.444</b>	<b>1-2</b>	<b>.500</b>	<b>2-3</b>	<b>.667</b>	<b>8</b>	<b>18</b>	<b>26</b>	<b>1.7</b>	<b>18-0</b>	<b>5</b>	<b>7</b>	<b>2</b>	<b>3</b>	<b>19</b>	<b>1.3</b>

**Single Game Highs**

Statistic	Value	
Points	6	vs Charleston So. 11/22/21
Rebounds	6	vs Delaware St. 12/20/20
Assists	3	vs Charleston So. 11/22/21
Steals	1	vs Stetson 11/12/21, vs Charleston So. 11/22/21, vs Ga. Southern 11/26/21
Blocks	2	vs Charleston So. 11/22/21
FG Made	2	vs Charleston So. 11/22/21
FG Attempts	6	vs Delaware St. 12/20/20
3FG Made	1	vs Clemson 01/20/21
3FG Attempts	1	vs Delaware St. 12/20/20, vs Clemson 01/20/21
FT Made	2	vs Charleston So. 11/22/21
FT Attempts	2	vs Charleston So. 11/22/21



**Georgia Tech Men's Basketball**  
**Individual Career Summaries**  
**All games**

Page 3/9  
as of Dec 06, 2021

**HOWARD, Rodney**

				Field Goals		3-Point		F-Throws		Rebounds									Scoring	
SEASON	TEAM	GP-GS	MIN/AVG	FG-FGA	FG%	3FG-3FGA	3FG%	FT-FTA	FT%	OFF	DEF	TOT	AVG	PF-FO	A	TO	BLK	STL	PTS	AVG
2019-20	UGa	24-2	174/7.2	13-23	.565	0-0	.000	5-18	.278	15	20	35	1.5	31-0	3	10	15	2	31	1.3
2020-21	GaTech	19-2	143/7.6	13-25	.520	0-0	.000	5-7	.714	5	21	26	1.4	28-0	3	4	8	3	31	1.6
2021-22	GaTech	8-8	239/29.9	26-45	.578	0-0	.000	8-16	.500	20	32	52	6.5	26-1	17	14	8	3	60	7.5
TOTAL FOR GaTech		27-10	383/14.2	39-70	.557	0-0	.000	13-23	.565	25	53	78	2.9	54-1	20	18	16	6	91	3.4
TOTAL		51-12	556/10.9	52-93	.559	0-0	.000	18-41	.439	40	73	113	2.2	85-1	23	28	31	8	122	2.4

**Single Game Highs**

Statistic	Value	
Points	12	vs Charleston So. 11/22/21
Rebounds	14	vs Miami (OH) 11/09/21
Assists	4	at Georgia 11/19/21
Steals	2	vs Ga. Southern 11/26/21
Blocks	4	vs N.C. Central 12/04/19
FG Made	6	vs Charleston So. 11/22/21
FG Attempts	9	vs Lamar University 11/15/21
FT Made	5	vs Wisconsin 12/01/21
FT Attempts	8	vs Wisconsin 12/01/21

**JAMES, Jehloni**

				Field Goals		3-Point		F-Throws		Rebounds										Scoring	
SEASON	TEAM	GP-GS	MIN/AVG	FG-FGA	FG%	3FG-3FGA	3FG%	FT-FTA	FT%	OFF	DEF	TOT	AVG	PF-FO	A	TO	BLK	STL	PTS	AVG	
2019-20	GaTech	1-0	1/0.7	1-1	1.000	0-0	.000	0-0	.000	0	0	0	0.0	0-0	0	0	0	0	2	2.0	
2020-21	GaTech	4-0	10/2.6	0-0	.000	0-0	.000	0-0	.000	1	3	4	1.0	2-0	0	0	0	0	0	0.0	
TOTAL		5-0	11/2.2	1-1	1.000	0-0	.000	0-0	.000	1	3	4	0.8	2-0	0	0	0	0	2	0.4	

**Single Game Highs**

Statistic	Value	
Points	2	vs Elon 11/11/19
Rebounds	3	at Miami (FL) 02/20/21
FG Made	1	vs Elon 11/11/19
FG Attempts	1	vs Elon 11/11/19



Georgia Tech Men's Basketball  
Individual Career Summaries  
All games

Page 4/9  
as of Dec 06, 2021

**KELLY, Miles**

				Field Goals		3-Point		F-Throws		Rebounds									Scoring	
SEASON	TEAM	GP-GS	MIN/AVG	FG-FGA	FG%	3FG-3FGA	3FG%	FT-FTA	FT%	OFF	DEF	TOT	AVG	PF-FO	A	TO	BLK	STL	PTS	AVG
2021-22	GaTech	8-0	89/11.2	11-27	.407	3-16	.188	1-2	.500	2	8	10	1.3	9-0	4	5	1	3	26	3.3
<b>TOTAL</b>		<b>8-0</b>	<b>89/11.2</b>	<b>11-27</b>	<b>.407</b>	<b>3-16</b>	<b>.188</b>	<b>1-2</b>	<b>.500</b>	<b>2</b>	<b>8</b>	<b>10</b>	<b>1.3</b>	<b>9-0</b>	<b>4</b>	<b>5</b>	<b>1</b>	<b>3</b>	<b>26</b>	<b>3.3</b>

**Single Game Highs**

Statistic	Value	
Points	8	vs Charleston So. 11/22/21
Rebounds	3	at Georgia 11/19/21
Assists	2	vs Charleston So. 11/22/21
Steals	2	vs Charleston So. 11/22/21
Blocks	1	at Georgia 11/19/21
FG Made	4	vs Charleston So. 11/22/21
FG Attempts	7	vs Stetson 11/12/21
3FG Made	1	vs Stetson 11/12/21, vs Lamar University 11/15/21, at Georgia 11/19/21
3FG Attempts	4	vs Stetson 11/12/21
FT Made	1	at Georgia 11/19/21
FT Attempts	2	at Georgia 11/19/21

**MAXWELL, Tristan**

				Field Goals		3-Point		F-Throws		Rebounds									Scoring	
SEASON	TEAM	GP-GS	MIN/AVG	FG-FGA	FG%	3FG-3FGA	3FG%	FT-FTA	FT%	OFF	DEF	TOT	AVG	PF-FO	A	TO	BLK	STL	PTS	AVG
2020-21	GaTech	1-0	8/8.2	0-2	.000	0-2	.000	3-3	1.000	0	0	0	0.0	0-0	0	0	0	0	3	3.0
<b>TOTAL</b>		<b>1-0</b>	<b>8/8.2</b>	<b>0-2</b>	<b>.000</b>	<b>0-2</b>	<b>.000</b>	<b>3-3</b>	<b>1.000</b>	<b>0</b>	<b>0</b>	<b>0</b>	<b>0.0</b>	<b>0-0</b>	<b>0</b>	<b>0</b>	<b>0</b>	<b>0</b>	<b>3</b>	<b>3.0</b>

**Single Game Highs**

Statistic	Value	
Points	3	vs Delaware St. 12/20/20
FG Attempts	2	vs Delaware St. 12/20/20
3FG Attempts	2	vs Delaware St. 12/20/20
FT Made	3	vs Delaware St. 12/20/20
FT Attempts	3	vs Delaware St. 12/20/20



Georgia Tech Men's Basketball  
Individual Career Summaries  
All games

Page 5/9  
as of Dec 06, 2021

**MEKA, Jordan**

				Field Goals		3-Point		F-Throws		Rebounds									Scoring	
SEASON	TEAM	GP-GS	MIN/AVG	FG-FGA	FG%	3FG-3FGA	3FG%	FT-FTA	FT%	OFF	DEF	TOT	AVG	PF-FO	A	TO	BLK	STL	PTS	AVG
2020-21	GaTech	1-0	8/8.1	0-1	.000	0-0	.000	0-0	.000	0	1	1	1.0	0-0	0	0	0	0	0	0.0
2021-22	GaTech	2-0	9/4.7	0-1	.000	0-0	.000	0-0	.000	0	2	2	1.0	1-0	0	0	0	0	0	0.0
<b>TOTAL</b>		<b>3-0</b>	<b>17/5.8</b>	<b>0-2</b>	<b>.000</b>	<b>0-0</b>	<b>.000</b>	<b>0-0</b>	<b>.000</b>	<b>0</b>	<b>3</b>	<b>3</b>	<b>1.0</b>	<b>1-0</b>	<b>0</b>	<b>0</b>	<b>0</b>	<b>0</b>	<b>0</b>	<b>0.0</b>

**Single Game Highs**

Statistic	Value	
Rebounds	1	vs Mercer 11/27/20, vs Stetson 11/12/21, vs Lamar University 11/15/21
FG Attempts	1	vs Mercer 11/27/20, vs Lamar University 11/15/21

**MOORE, Jalon**

				Field Goals		3-Point		F-Throws		Rebounds									Scoring	
SEASON	TEAM	GP-GS	MIN/AVG	FG-FGA	FG%	3FG-3FGA	3FG%	FT-FTA	FT%	OFF	DEF	TOT	AVG	PF-FO	A	TO	BLK	STL	PTS	AVG
2021-22	GaTech	2-0	10/4.9	2-7	.286	0-0	.000	0-2	.000	1	3	4	2.0	1-0	0	0	1	0	4	2.0
<b>TOTAL</b>		<b>2-0</b>	<b>10/4.9</b>	<b>2-7</b>	<b>.286</b>	<b>0-0</b>	<b>.000</b>	<b>0-2</b>	<b>.000</b>	<b>1</b>	<b>3</b>	<b>4</b>	<b>2.0</b>	<b>1-0</b>	<b>0</b>	<b>0</b>	<b>1</b>	<b>0</b>	<b>4</b>	<b>2.0</b>

**Single Game Highs**

Statistic	Value	
Points	4	vs Stetson 11/12/21
Rebounds	2	vs Stetson 11/12/21, vs Ga. Southern 11/26/21
Blocks	1	vs Ga. Southern 11/26/21
FG Made	2	vs Stetson 11/12/21
FG Attempts	6	vs Stetson 11/12/21
FT Attempts	2	vs Ga. Southern 11/26/21



**Georgia Tech Men's Basketball**  
**Individual Career Summaries**  
**All games**

Page 6/9  
as of Dec 06, 2021

**MOORE, Khalid**

SEASON	TEAM	GP-GS	MIN/AVG	Field Goals		3-Point		F-Throws		Rebounds									Scoring	
				FG-FGA	FG%	3FG-3FGA	3FG%	FT-FTA	FT%	OFF	DEF	TOT	AVG	PF-FO	A	TO	BLK	STL	PTS	AVG
2018-19	GaTech	31-10	509/16.4	40-84	.476	7-22	.318	42-64	.656	5	40	45	1.5	54-1	36	22	2	11	129	4.2
2019-20	GaTech	29-12	491/16.9	31-89	.348	9-27	.333	24-47	.511	15	47	62	2.1	48-3	33	36	4	20	95	3.3
2020-21	GaTech	25-11	598/23.9	41-108	.380	12-53	.226	26-41	.634	16	58	74	3.0	40-0	21	20	12	17	120	4.8
2021-22	GaTech	8-8	183/22.8	17-39	.436	3-12	.250	7-8	.875	10	20	30	3.8	16-0	3	10	1	10	44	5.5
<b>TOTAL</b>		<b>93-41</b>	<b>1781/19.2</b>	<b>129-320</b>	<b>.403</b>	<b>31-114</b>	<b>.272</b>	<b>99-160</b>	<b>.619</b>	<b>46</b>	<b>165</b>	<b>211</b>	<b>2.3</b>	<b>158-4</b>	<b>93</b>	<b>88</b>	<b>19</b>	<b>58</b>	<b>388</b>	<b>4.2</b>

**Single Game Highs**

Statistic	Value	
Points	14	vs Florida A&M 12/09/18
Rebounds	9	vs Elon 11/11/19
Assists	6	vs Syracuse 12/07/19, vs Syracuse 02/27/21
Steals	6	at NC State 11/05/19
Blocks	3	vs Miami (FL) 03/11/21
FG Made	6	vs Florida A&M 12/09/18
FG Attempts	9	4 times
3FG Made	2	7 times
3FG Attempts	6	vs Notre Dame 03/12/19, at Duke 01/26/21, vs Florida St. 03/13/21
FT Made	6	vs Wake Forest 01/05/19
FT Attempts	8	vs Georgia St. 11/25/20



**Georgia Tech Men's Basketball**  
**Individual Career Summaries**  
**All games**

Page 7/9  
as of Dec 06, 2021

**PARHAM, Bubba**

SEASON	TEAM	GP-GS	MIN/AVG	Field Goals		3-Point		F-Throws		Rebounds									Scoring	
				FG-FGA	FG%	3FG-3FGA	3FG%	FT-FTA	FT%	OFF	DEF	TOT	AVG	PF-FO	A	TO	BLK	STL	PTS	AVG
2017-18	VMI	30-30	895/29.8	145-363	.399	58-175	.331	91-114	.798	12	89	101	3.4	67-0	74	83	0	24	439	14.6
2018-19	VMI	32-32	1084/33.9	210-494	.425	116-292	.397	150-189	.794	10	99	109	3.4	60-0	112	82	1	20	686	21.4
2019-20	GaTech	31-6	822/26.5	54-151	.358	26-86	.302	26-30	.867	12	63	75	2.4	85-3	55	42	1	25	160	5.2
2020-21	GaTech	25-14	674/27.0	57-139	.410	31-94	.330	22-27	.815	14	52	66	2.6	61-0	36	13	0	24	167	6.7
<b>TOTAL FOR GaTech</b>		<b>56-20</b>	<b>1496/26.7</b>	<b>111-290</b>	<b>.383</b>	<b>57-180</b>	<b>.317</b>	<b>48-57</b>	<b>.842</b>	<b>26</b>	<b>115</b>	<b>141</b>	<b>2.5</b>	<b>146-3</b>	<b>91</b>	<b>55</b>	<b>1</b>	<b>49</b>	<b>327</b>	<b>5.8</b>
<b>TOTAL</b>		<b>118-82</b>	<b>3475/29.4</b>	<b>466-1147</b>	<b>.406</b>	<b>231-647</b>	<b>.357</b>	<b>289-360</b>	<b>.803</b>	<b>48</b>	<b>303</b>	<b>351</b>	<b>3.0</b>	<b>273-3</b>	<b>277</b>	<b>220</b>	<b>2</b>	<b>93</b>	<b>1452</b>	<b>12.3</b>

**Single Game Highs**

Statistic	Value	
Points	41	vs Western Caro. 03/08/19
Rebounds	9	at Stetson 11/23/18
Assists	9	vs The Citadel 03/02/19
Steals	4	at The Citadel 02/17/18
Blocks	1	vs UNC Greensboro 01/05/19, vs Morehouse 01/28/20
FG Made	13	at Western Caro. 02/23/19
FG Attempts	26	at Western Caro. 02/23/19
3FG Made	10	at Kentucky 11/18/18
3FG Attempts	16	at Kentucky 11/18/18
FT Made	17	vs Western Caro. 03/08/19
FT Attempts	18	vs Western Caro. 03/08/19

**SMITH, Deivon**

SEASON	TEAM	GP-GS	MIN/AVG	Field Goals		3-Point		F-Throws		Rebounds									Scoring	
				FG-FGA	FG%	3FG-3FGA	3FG%	FT-FTA	FT%	OFF	DEF	TOT	AVG	PF-FO	A	TO	BLK	STL	PTS	AVG
2020-21	MSU	33-8	749/22.7	65-192	.339	19-68	.279	24-39	.615	13	106	119	3.6	52-1	97	56	9	29	173	5.2
2021-22	GaTech	7-1	162/23.2	21-57	.368	3-6	.500	6-10	.600	9	18	27	3.9	18-0	20	11	1	7	51	7.3
<b>TOTAL FOR GaTech</b>		<b>7-1</b>	<b>162/23.2</b>	<b>21-57</b>	<b>.368</b>	<b>3-6</b>	<b>.500</b>	<b>6-10</b>	<b>.600</b>	<b>9</b>	<b>18</b>	<b>27</b>	<b>3.9</b>	<b>18-0</b>	<b>20</b>	<b>11</b>	<b>1</b>	<b>7</b>	<b>51</b>	<b>7.3</b>
<b>TOTAL</b>		<b>40-9</b>	<b>911/22.8</b>	<b>86-249</b>	<b>.345</b>	<b>22-74</b>	<b>.297</b>	<b>30-49</b>	<b>.612</b>	<b>22</b>	<b>124</b>	<b>146</b>	<b>3.7</b>	<b>70-1</b>	<b>117</b>	<b>67</b>	<b>10</b>	<b>36</b>	<b>224</b>	<b>5.6</b>

**Single Game Highs**

Statistic	Value	
Points	17	vs Memphis 03/28/21
Rebounds	11	vs Wisconsin 12/01/21
Assists	9	vs Iowa St. 01/30/21
Steals	2	11 times
Blocks	1	10 times
FG Made	7	vs Memphis 03/28/21
FG Attempts	16	vs Memphis 03/28/21
3FG Made	3	at Georgia 12/30/20
3FG Attempts	5	at South Carolina 02/06/21, vs Memphis 03/28/21
FT Made	3	vs Jackson St. 12/08/20, vs Charleston So. 11/22/21
FT Attempts	5	vs Charleston So. 11/22/21



**Georgia Tech Men's Basketball**  
**Individual Career Summaries**  
**All games**

Page 8/9  
as of Dec 06, 2021

**STURDIVANT, Kyle**

				Field Goals		3-Point		F-Throws		Rebounds								Scoring		
SEASON	TEAM	GP-GS	MIN/AVG	FG-FGA	FG%	3FG-3FGA	3FG%	FT-FTA	FT%	OFF	DEF	TOT	AVG	PF-FO	A	TO	BLK	STL	PTS	AVG
2019-20	USC	21-0	175/8.3	16-46	.348	3-14	.214	8-9	.889	4	20	24	1.1	10-0	25	22	1	5	43	2.0
2020-21	GaTech	26-0	308/11.8	32-74	.432	8-22	.364	18-23	.783	2	22	24	0.9	27-0	27	17	2	6	90	3.5
2021-22	GaTech	8-8	176/22.0	18-44	.409	2-11	.182	16-23	.696	1	13	14	1.8	8-0	18	11	1	6	54	6.8
TOTAL FOR GaTech		34-8	483/14.2	50-118	.424	10-33	.303	34-46	.739	3	35	38	1.1	35-0	45	28	3	12	144	4.2
TOTAL		55-8	658/12.0	66-164	.402	13-47	.277	42-55	.764	7	55	62	1.1	45-0	70	50	4	17	187	3.4

**Single Game Highs**

Statistic	Value	
Points	17	vs Charleston So. 11/22/21
Rebounds	5	at Nebraska 12/09/20, vs Ga. Southern 11/26/21
Assists	5	vs FGCU 12/29/19
Steals	2	vs Florida St. 03/13/21, at Georgia 11/19/21, vs Ga. Southern 11/26/21
Blocks	1	4 times
FG Made	7	vs Charleston So. 11/22/21
FG Attempts	13	vs Charleston So. 11/22/21
3FG Made	2	vs LSU 12/21/19, vs Duke 03/02/21
3FG Attempts	4	vs LSU 12/21/19
FT Made	5	vs Florida St. 03/13/21, vs Ga. Southern 11/26/21
FT Attempts	6	vs Florida St. 03/13/21, vs Ga. Southern 11/26/21



**Georgia Tech Men's Basketball  
Individual Career Summaries  
All games**

Page 9/9  
as of Dec 06, 2021

**USHER, Jordan**

				Field Goals		3-Point		F-Throws		Rebounds										Scoring	
SEASON	TEAM	GP-GS	MIN/AVG	FG-FGA	FG%	3FG-3FGA	3FG%	FT-FTA	FT%	OFF	DEF	TOT	AVG	PF-FO	A	TO	BLK	STL	PTS	AVG	
2017-18	USC	36-2	509/14.1	60-135	.444	27-66	.409	24-32	.750	21	50	71	2.0	65-0	34	25	4	18	171	4.8	
2018-19	USC	12-2	290/24.2	38-84	.452	8-28	.286	19-27	.704	10	34	44	3.7	36-1	20	20	3	4	103	8.6	
2019-20	GaTech	23-23	612/26.6	69-171	.404	9-44	.205	41-54	.759	17	84	101	4.4	58-1	49	58	6	18	188	8.2	
2020-21	GaTech	26-26	766/29.4	121-242	.500	24-84	.286	36-54	.667	15	94	109	4.2	73-1	72	58	19	42	302	11.6	
2021-22	GaTech	8-8	258/32.3	45-95	.474	7-26	.269	11-19	.579	9	48	57	7.1	21-1	19	21	3	6	108	13.5	
TOTAL FOR GaTech		57-57	1636/28.7	235-508	.463	40-154	.260	88-127	.693	41	226	267	4.7	152-3	140	137	28	66	598	10.5	
TOTAL		105-61	2436/23.2	333-727	.458	75-248	.302	131-186	.704	72	310	382	3.6	253-4	194	182	35	88	872	8.3	

**Single Game Highs**

Statistic	Value	
Points	24	vs Charleston So. 11/22/21
Rebounds	11	vs Stetson 11/12/21
Assists	7	vs Syracuse 02/27/21
Steals	4	4 times
Blocks	4	vs Wake Forest 01/03/21
FG Made	9	at Georgia 11/19/21, vs Charleston So. 11/22/21
FG Attempts	16	vs Vanderbilt 11/11/18, vs Lamar University 11/15/21
3FG Made	5	vs Clemson 01/20/21
3FG Attempts	9	vs Western Ky. 03/19/18
FT Made	8	at Santa Clara 12/18/18
FT Attempts	8	vs CSU Bakersfield 11/25/18, at Santa Clara 12/18/18, vs Georgia St. 11/25/20



# MISCELLANEOUS

## Starting Lineups

Game	Opponent	Result	F	F	G	G	G	Lineup#	Record
N9	MIAMI, OHIO	L, 69-72	Usher	K. Moore	Howard	Devoe	Sturdivant	1	0-1
N12	STETSON	W, 77-52	Usher	K. Moore	Howard	Devoe	Sturdivant	1	1-1
N15	LAMAR	W, 75-66	Usher	K. Moore	Howard	Devoe	Sturdivant	1	2-1
N19	at Georgia	W, 88-78	Usher	K. Moore	Howard	Devoe	Sturdivant	1	3-1
N22	CHARLESTON SOUTHERN	W, 85-70	Usher	K. Moore	Howard	Smith	Sturdivant	2	1-0
N26	GEORGIA SOUTHERN	W, 61-59	Usher	K. Moore	Howard	Coleman	Sturdivant	3	1-0
D1	WISCONSIN	L, 66-70	Usher	K. Moore	Howard	Devoe	Sturdivant	1	3-2
D5	NORTH CAROLINA	L, 62-79	Usher	K. Moore	Howard	Devoe	Sturdivant	1	3-3
D11	vs. LSU								
D18	vs. Southern California								
D21	GEORGIA STATE								
D23	ALABAMA A&M								
D29	at Syracuse								
J1	LOUISVILLE								
J4	at Duke								
J8	NOTRE DAME								
J12	at Boston College								
J15	at North Carolina								
J19	WAKE FOREST								
J26	FLORIDA STATE								
J29	MIAMI								
F2	at Virginia Tech								
F5	CLEMSON								
F9	at Miami								
F12	at Virginia								
F15	N.C. STATE								
F19	at Pittsburgh								
F23	VIRGINIA TECH								
F26	at Notre Dame								
M2	at Clemson								
M5	BOSTON COLLEGE								
M8	ACC Tournament								

## Specialty Stats (GT/Opp)

Game	Opponent	Paint	OffT0	2ndCh	FBreak	Bench
N9	MIAMI, OHIO	34/26	11/13	6/11	17/11	12/10
N12	STETSON	42/28	12/15	8/5	19/13	34/21
N15	LAMAR	28/32	11/15	13/2	13/11	31/30
N19	at Georgia	42/42	17/14	8/9	9/8	16/23
N22	CHARLESTON SOUTHERN	50/30	12/13	11/6	10/4	17/24
N26	GEORGIA SOUTHERN	26/24	28/13	5/16	13/4	26/29
D1	WISCONSIN	24/24	5/11	10/11	10/5	11/7
D5	NORTH CAROLINA	32/38	18/21	2/7	23/15	17/17
D11	vs. LSU					
D18	vs. Southern California					
D21	GEORGIA STATE					
D23	ALABAMA A&M					
D29	at Syracuse					
J1	LOUISVILLE					
J4	at Duke					
J8	NOTRE DAME					
J12	at Boston College					
J15	at North Carolina					
J19	WAKE FOREST					
J26	FLORIDA STATE					
J29	MIAMI					
F2	at Virginia Tech					
F5	CLEMSON					
F9	at Miami					
F12	at Virginia					
F15	N.C. STATE					
F19	at Pittsburgh					
F23	VIRGINIA TECH					
F26	at Notre Dame					
M2	at Clemson					
M5	BOSTON COLLEGE					
M8	ACC Tournament					

## Miscellaneous

	Opponent	Uniform Color	Tip	Large Lead	Large Deficit	Ties	Lead Changes	GT Led	Opp Led	Game Tied	1st GT Subs	On the Floor at the End
N9	MIAMI, OHIO	White	MOH	8	6	6	11	23:49	12:34	7:37	Smith > Sturdivant, 14:12-1H	Devoe, Gigiberia, Kelly, Smith, Sturdivant
N12	STETSON	White	GT	25	-	-	-	39:42	-	0:18	Smith, Gigiberia > Sturdivant, Howard, 14:12-1H	Coleman, Miles Kelly, Meka, J.Moore, Smith
N15	LAMAR	White	GT	22	-	1	-	37:57	-	2:03	Coleman, Smith > Moore, Sturdivant, 14:33-1H	Devoe, Sturdivant, Coleman, K.Moore, Usher
N19	at Georgia	Navy	UGA	10	6	8	13	21:57	13:57	4:06	Smith > Sturdivant, 17:55-1H	Devoe, Smith, Coleman, Moore, Usher
N22	CHARLESTON SOUTHERN	White	GT	17	-	-	-	39:22	-	0:38	Coleman > Smith, 14:55-1H	Kelly, Sturdivant, Howard, Coleman, Usher
N26	GEORGIA SOUTHERN	Gold	GSO	7	14	4	5	13:10	24:16	2:34	Kelly > K.Moore, 15:50-1H	Devoe, Sturdivant, Moore, Usher, Howard
D1	WISCONSIN	White	WIS	6	10	7	8	11:17	23:43	5:00	Smith, Coleman > Sturdivant, Usher - 13:41-1H	Devoe, Smith, Coleman, Usher, Howard
D5	NORTH CAROLINA	Gold	GT	9	19	6	5	12:53	22:34	4:33	Smith, Coleman > Sturdivant, Moore 15:35-1H	Devoe, Coleman, Kelly, K.Moore, Usher
D11	vs. LSU											
D18	vs. Southern California											
D21	GEORGIA STATE											
D23	ALABAMA A&M											
D29	at Syracuse											
J1	LOUISVILLE											
J4	at Duke											
J8	NOTRE DAME											
J12	at Boston College											
J15	at North Carolina											
J19	WAKE FOREST											
J26	FLORIDA STATE											
J29	MIAMI											
F2	at Virginia Tech											
F5	CLEMSON											
F9	at Miami											
F12	at Virginia											
F15	N.C. STATE											
F19	at Pittsburgh											
F23	VIRGINIA TECH											
F26	at Notre Dame											
M2	at Clemson											
M5	BOSTON COLLEGE											
M8	ACC Tournament											
*retro gold or white uniform												

# ROSTER AT-A-GLANCE

## NUMERICAL

No.	Name	Pos.	Ht.	Wt.	Cl.	Exp.	Hometown	High School/College
0	Michael Devoe	G	6-5	191	Sr.	3VL	Orlando, Fla.	Montverde Academy
1	Kyle Sturdivant	G	6-2	197	Jr.	1VL	Norcross, Ga.	Norcross HS/Southern California
2	Saba Gigiberia	C/F	7-1	248	So.	1VL	Tbilisi, Georgia	Prolific Preparatory School [Napa, Calif.]
3	Bubba Parham	G	5-10	161	Sr.*	2VL	Snellville, Ga.	Brookwood HS/VMI
4	Jordan Usher	G/F	6-7	220	Sr.*	2VL	Canton, Ga.	Wheeler HS/Southern California
5	Deivon Smith	G	6-1	172	So.	TR	Loganville, Ga.	Grayson HS/Mississippi State
10	Dallan "Deebo" Coleman	G	6-6	215	Fr.	HS	Memphis, Tenn.	West Nassau HS [Callahan, Fla.]
11	Tristan Maxwell	G	6-2	209	So.	1VL	Huntersville, N.C.	North Mecklenburg HS
12	Khalid Moore	F	6-7	208	Sr.	3VL	Briarwood, N.Y.	Archbishop Molloy HS
13	Miles Kelly	G	6-5	171	Fr.	HS	Lilburn, Ga.	Parkview HS/Hargrave Military Academy
14	Jalon Moore	F	6-6	211	Fr.	HS	Gardendale, Ala.	Gardendale HS
23	Jordan Meka	C/F	6-8	225	So.	1VL	Yaoundé, Cameroon	Mt. Bethel Christian Academy [Marietta, Ga.]
24	Rodney Howard	C/F	6-10	246	Jr.	1VL	Ypsilanti, Mich.	Legacy Charter School [Greenville, S.C.]/Georgia
30	Coleman Boyd	G	6-1	178	Jr.	2VL	Smyrna, Ga.	Mt. Bethel Christian Academy
35	Jehloni James	F	6-6	192	Jr.	2VL	Sugar Hill, Ga.	Lanier HS
33	Brayden Daniels	G	6-4	170	Fr.	HS	Louisville, Ky.	Christian Academy of Louisville
43	Jermontae Hill	G	6-6	198	Fr.	HS	Atlanta, Ga.	Tucker HS/DME Academy (Daytona, Fla.)

## ALPHABETICAL

No.	Name	Pos.	Ht.	Wt.	Cl.	Exp.	Hometown	High School/College
30	Coleman Boyd	G	6-1	178	Jr.	2VL	Smyrna, Ga.	Mt. Bethel Christian Academy
10	Dallan "Deebo" Coleman	G	6-6	215	Fr.	HS	Memphis, Tenn.	West Nassau HS [Callahan, Fla.]
33	Brayden Daniels	G	6-4	170	Fr.	HS	Louisville, Ky.	Christian Academy of Louisville
0	Michael Devoe	G	6-5	191	Sr.	3VL	Orlando, Fla.	Montverde Academy
2	Saba Gigiberia	C/F	7-1	248	So.	1VL	Tbilisi, Georgia	Prolific Preparatory School [Napa, Calif.]
43	Jermontae Hill	G	6-6	198	Fr.	HS	Atlanta, Ga.	Tucker HS/DME Academy (Daytona, Fla.)
24	Rodney Howard	C/F	6-10	246	Jr.	1VL	Ypsilanti, Mich.	Legacy Charter School [Greenville, S.C.]/Georgia
35	Jehloni James	F	6-6	192	Jr.	2VL	Sugar Hill, Ga.	Lanier HS
13	Miles Kelly	G	6-5	171	Fr.	HS	Lilburn, Ga.	Parkview HS/Hargrave Military Academy
11	Tristan Maxwell	G	6-2	209	So.	1VL	Huntersville, N.C.	North Mecklenburg HS
23	Jordan Meka	C/F	6-8	225	So.	1VL	Yaoundé, Cameroon	Mt. Bethel Christian Academy [Marietta, Ga.]
14	Jalon Moore	F	6-6	211	Fr.	HS	Gardendale, Ala.	Gardendale HS
12	Khalid Moore	F	6-7	208	Sr.	3VL	Briarwood, N.Y.	Archbishop Molloy HS
3	Bubba Parham	G	5-10	161	Sr.*	2VL	Snellville, Ga.	Brookwood HS/VMI
5	Deivon Smith	G	6-1	172	So.	TR	Loganville, Ga.	Grayson HS/Mississippi State
1	Kyle Sturdivant	G	6-2	197	Jr.	1VL	Norcross, Ga.	Norcross HS/Southern California
4	Jordan Usher	G/F	6-7	220	Sr.*	2VL	Canton, Ga.	Wheeler HS/Southern California

**Head Coach:** Josh Pastner (Arizona, 1997), 6th season

**Associate Head Coach:** Eric Reveno (Stanford, 1989), 6th season

**Assistant Coach:** Julian Swartz (Carroll College, 2005), 5th season

**Assistant Coach:** Anthony Wilkins (Kent State, 2013), 4th season

**Director of Operations:** Tyler Benson (St. Bonaventure, 2009), 6th season

**Associate Director of Player Personnel:** B.J. Elder (Georgia Tech, 2014), 3rd season

**Director of Scouting:** Hayden Sheridan (Arizona, 2016), 4th season

**Player Development Coach:** Eddie Dimas (Grand Canyon, 2015), 1st season

**Athletic Trainer:** Richard Stewart (Salisbury, 2005), 15th season

## Pronunciations

McCamish Pavilion	Mc-CAM-ish (like CAM Newton)
Saba Gigiberia	SOBB-uh GEE-GEE-buh-REE-uh (hard G)
Dallan "Deebo" Coleman	DELL-un, DEE-bo
Eddie Dimas	di-MAS
Jehloni James	juh-LONNIE
Jordan Meka	MECK-uh
Jalon Moore	JAY-lun
Khalid Moore	kuh-LEED
Bubba Parham	PAR-um
Eric Reveno	REV-uh-no
Deivon Smith	DAY-von
Kyle Sturdivant	STIR-de-vunt

## BY CLASS

**Seniors:** Michael Devoe, Bubba Parham, Khalid Moore, Jordan Usher

**Juniors:** Coleman Boyd, Rodney Howard, Jehloni James, Kyle Sturdivant

**Sophomores:** Saba Gigiberia, Tristan Maxwell, Jordan Meka, Deivon Smith

**Freshman:** Dallan "Deebo" Coleman, Brayden Daniels, Jermontae Hill, Miles Kelly, Jalon Moore

## BY STATE/COUNTRY

**Alabama:** Jalon Moore

**Cameroon:** Jordan Meka

**Florida:** Michael Devoe

**Georgia:** Coleman Boyd, Jermonatae Hill, Jehloni James, Miles Kelly, Bubba Parham, Deivon Smith, Kyle Sturdivant, Jordan Usher

**Georgia (Republic of):** Saba Gigiberia

**Kentucky:** Brayden Daniels

**Michigan:** Rodney Howard

**New York:** Khalid Moore

**North Carolina:** Tristan Maxwell

**Tennessee:** Dallan "Deebo" Coleman

## BY MAJOR

**Business Administration:** Coleman Boyd, Dallan "Deebo" Coleman, Michael Devoe, Jehloni James, Miles Kelly, Tristan Maxwell, Jermontae Hill, Rodney Howard, Khalid Moore, Jordan Meka, Kyle Sturdivant, Jordan Usher

**Civil Engineering:** Jalon Moore

**History, Technology & Society:** Bubba Parham

**Industrial Design:** Saba Gigiberia

**Industrial Engineering:** Brayden Daniels

**Literature, Media & Communication:** Deivon Smith

## BY HEIGHT

5-10	Bubba Parham
6-1	Coleman Boyd, Deivon Smith
6-2	Tristan Maxwell, Kyle Sturdivant
6-5	Michael Devoe, Miles Kelly
6-6	Deebo Coleman, Jermontae Hill, Jehloni James
6-7	Khalid Moore, Jordan Usher
6-8	Jordan Meka
6-9	David Didenko, Moses Wright
6-10	Rodney Howard
7-1	Saba Gigiberia

# RADIO/TV ROSTER



**Coleman  
Boyd**

G • 6-1 • Jr.

**30**



**Dallan "Deebo"  
Coleman**

G • 6-3 • Fr.


**10**



**Brayden  
Daniels**

G • 6-4 • Fr.


**33**



**Michael  
Devoe**

G • 6-5 • Sr.

**0**



**Saba  
Gigiberia**

C • 7-1 • So.


**2**



**Jermontae  
Hill**

G • 6-6 • Fr.

**43**



**Rodney  
Howard**

F • 6-10 • Jr.

**24**



**Jehloni  
James**

F • 6-6 • Jr.

**35**



**Miles  
Kelly**

G • 6-5 • Fr.

**13**



**Tristan  
Maxwell**

G • 6-2 • So.

**11**



**Jordan  
Meka**

F • 6-8 • So.

**23**



**Jalon  
Moore**

F • 6-6 • Fr.

**14**



**Khalid  
Moore**

F • 6-7 • Sr.

**12**



**Bubba  
Parham**

G • 5-10 • Sr.

**3**



**Deivon  
Smith**

G • 6-1 • So.

**5**



**Kyle  
Sturdivant**

G • 6-2 • Jr.

**1**



**Jordan  
Usher**

G/F • 6-7 • Sr.

**4**



**Josh Pastner**

Head Coach



**Eric Reveno**

Associate Head Coach



**Julian Swartz**

Assistant Coach



**Anthony Wilkins**

Assistant Coach



**Tyler Benson**

Director of Operations



**B.J. Elder**

Director of Player Personnel



**Hayden Sheridan**

Director of Scouting

# RADIO/TV CHEAT SHEET



0

## MICHAEL DEVOE

**Guard • 6-5 • 191 • Senior • Orlando, Fla.**

Yr	GP/GS	PPG	RPG	APG	FG%	3FG%	FT%
2021-22	7/6	23.6	5.3	3.9	.552	.545	.781
Season Highs	Pts: 37	Reb: 7	Ast: 7	Min: 40:00			
Last Game:	15 pts (6-13 FG, 1-5 3pt), 4 reb, 1 ast, 4 stl in 36:38 vs. UNC						

## Notes

- Leads ACC in scoring and 3pt FG% (No. 5 and 2 in NCAA), 8th in ACC in assists
- Made a 3pt FG in 17 straight games, 30 of 33 dating back to beginning of 2020-21 season
- 96 pts in 107 minutes on 54 FGA in 3-game stretch (career-hi 37 at UGA, 26 vs. Ga. Southern, 33 vs. WIS)
- ACC Tournament Outstanding Player in 2021; honorable mention All-ACC for the second straight year



1

## KYLE STURDIVANT

**Guard • 6-2 • 197 • Junior • Norcross, Ga.**

Yr	GP/GS	PPG	RPG	APG	FG%	3FG%	FT%
2021-22	8/8	6.8	1.8	2.3	.409	.182	.696
Season Highs	Pts: 17	Reb: 5	Ast: 3	Min: 30:47			
Last Game:	9 pts (3-6 FG, 3-3 FT), 1 ast, 1 stl in 23:26 vs. UNC						

## Notes

- Started all 8 games this season at point guard (first starts of college career), 22.0 min/g this season
- Double-digit points in 2 games, career-high 17 vs. Charleston So., 11 vs. Georgia So., 10-20 FG, 6 ast
- 18:11 assist/turnover ratio
- Played in every game of the 2020-21 season, All-ACC Academic Team



2

## SABA GIGIBERIA

**Center/Forward • 7-1 • 248 • Sophomore • Tbilisi, Georgia**

Yr	GP/GS	PPG	RPG	BK/G	FG%	3FG%	FT%
2021-22	7/0	1.4	1.7	0.3	.571	.000	1.000
Season Highs	Pts: 6	Reb: 4	Blk: 2	Min: 12:33			
Last Game:	0 pts (0-0 FG), 2 reb in 2:42 vs. UNC						

## Notes

- Averaging 5.9 minutes off the bench in the post; high of 4 reb vs. Miami-OH, 6 pts vs. Charleston Southern
- Four-star post prospect originally from the Republic of Georgia, played in 8 games in 2020-21
- Played two years of HS basketball in the United States., senior year at Prolific Prep in Napa, Calif.
- Has a 7-foot-4 wingspan



3

## BUBBA PARHAM

**Guard • 5-10 • 161 • Senior • Snellville, Ga.**

Yr	GP/GS	PPG	RPG	APG	FG%	3FG%	FT%
2021-22							
Season Highs	Pts: -	Reb: -	Ast: -	Min: -			
Last Game:	has not played this season due to pre-season knee surgery						

## Notes

- Has 12 career double-digit games, 6 in 2020-21
- Started 13 games in 2020-21 (19 for his Tech career)
- Turned the ball over just 13 times all last season, 36 assists (14 games with no turnovers)
- Former All-SoCon performer at VMI, has 1,439 career points, 230 career 3pt FG



4

## JORDAN USHER

**Guard/Forward • 6-7 • 220 • Senior • Canton, Ga.**

Yr	GP/GS	PPG	RPG	APG	FG%	3FG%	FT%
2021-22	7/7	13.5	7.1	2.4	.474	.269	.579
Season Highs	Pts: 24	Reb: 11	Ast: 5	Min: 36:25			
Last Game:	8 pts (4-10 FG), 3 reb, 1 ast in 23:36 vs. UNC						

## Notes

- Has reached double figures in points in 41 games at Tech, including 11 of last 14
- Scored 21 pts in win at Georgia, followed with career-high 24 with 10 reb vs. Charleston Southern
- Has nearly doubled his rebound average from 2020-21 (was 4.2 rpg), 3 double-digit games this season
- ACC All-Tournament first team in 2021, started all 57 games of his Tech career since his transfer from USC



5

## DEIVON SMITH

**Guard • 6-1 • 172 • Sophomore • Loganville, Ga.**

Yr	GP/GS	PPG	RPG	APG	FG%	3FG%	FT%
2021-22	7/1	7.3	3.9	2.9	.368	.500	.600
Season Highs	Pts: 11	Reb: 11	Ast: 5	Min: 30:05			
Last Game:	4 pts (2-6 FG), 2 reb, 4 ast in 15:31 vs. UNC						

## Notes

- Averaged 23.2 minutes off the bench this season as backup point guard; 20:11 assist/TO ratio
- 9 points, career-high 11 rebounds against Wisconsin
- Played in all 33 games, started 8 last year for Mississippi State, helping Bulldogs reach NIT championship game
- First name pronounced "DAY-von"



10


## DALLAN "DEEBO" COLEMAN

**Guard • 6-6 • 215 • Freshman • Callahan, Fla.**

Yr	GP/GS	PPG	RPG	APG	FG%	3FG%	FT%
2021-22	7/0	7.6	2.3	0.6	.556	.583	.778
Season Highs	Pts: 19	Reb: 3	Ast: 3	Min: 30:07			
Last Game:	13 pts (5-7 FG, 3-4 3pt), 1 reb, 3 stl in 25:08 vs. UNC						

## Notes

- Hit 14-of-23 3pt FG in last 7 games, shooting 55.6% FG for season, 58.3% on 3s
- Scored 31 points (10-15 FG, 9-13 3pt FG) in back-to-back games vs. Stetson and Lamar (season-high 19 pts)
- Named Mr. Basketball in Florida following senior year, Class AAAA state player of the year
- Scored 2,539 points in his high school career, second in the region's history



11

## TRISTAN MAXWELL

**Guard • 6-2 • 209 • Sophomore • Huntersville, N.C.**

Yr	GP/GS	PPG	RPG	APG	FG%	3FG%	FT%
2021-22							
Season Highs	Pts: -	Reb: -	Ast: -	Min: -			
Last Game:	has not played due to dental issues, then flu						

## Notes

- Consensus N.C. state high school player of the year as a senior (played only 1 game due to right foot injury)
- Led North Mecklenburg HS to the state championship game, which was never held due to Covid-19
- North Mecklenburg's all-time leading scorer (2,253), NC HS record for 3pt FG (331)
- Led North Mecklenburg to 104-12 record in his four years on the varsity team



12

## KHALID MOORE

**Forward • 6-7 • 208 • Senior • Briarwood, N.Y.**

Yr	GP/GS	PPG	RPG	APG	FG%	3FG%	FT%
2021-22	8/8	5.5	3.8	0.4	.436	.250	.875
Season Highs	Pts: 13	Reb: 6	Ast: 1	Min: 30:18			
Last Game:	13 pts (5-8 FG, 2-3 3pt), 3 reb, 3 stl in 30:18 vs. UNC						

## Notes

- Versatile player who does a little of everything; started last 9 games of the 2020-21 season, all 8 this season
- Scored 21 pts last 2 games (8-11 FG); 13 pts vs. UNC (5-8 FG, 2-3 3pt) was career-best vs. ACC team
- Has 10 steals, 2nd on team behind Devoe (12)
- Attended alma mater of legendary Tech guard Kenny Anderson, played on same AAU team as Jose Alvarado



13


## MILES KELLY

**Guard • 6-5 • 171 • Freshman • Lilburn, Ga.**

Yr	GP/GS	PPG	RPG	APG	FG%	3FG%	FT%
2021-22	7/0	3.3	1.3	0.5	.407	.188	.500
Season Highs	Pts: 8	Reb: 2	Ast: 2	Min: 21:36			
Last Game:	0 pts (0-4 FG), 1 reb in 12:39 vs. UNC						

## Notes

- Averaging 11.2 minutes off the bench, scoreless last 3 games (0-7 FG)
- Scored season-high 8 points (4-6 FG) with 2 assists, no turnovers in 22 minutes vs. Charleston Southern
- Attended Hargrave Military Academy in Virginia for his senior year of HS after starring at Parkview HS
- Helped Hargrave to a 31-1 record while averaging 17.3 ppg and hitting 46.1 pct. of his 3-pt FG



14

## JALON MOORE

**Forward • 6-8 • 211 • Freshman • Gardendale, Ala.**

Yr	GP/GS	PPG	RPG	APG	FG%	3FG%	FT%
2021-22	2/0	2.0	2.0	0.0	.286	.000	.000
Season Highs	Pts: 4	Reb: 2	Ast: 0	Min: 5:34			
Last Game:	did not play vs. UNC						

## Notes

- Promising frontcourt player who has played 2 games off the bench this season
- All-state performer from Gardendale HS in Alabama and a 3-star prospect
- Ranked as high as No. 120 in the 247Sports Composite rankings
- Averaged 21.7 points, 9.0 rebounds, 2.6 assists and 1.5 blocks as a senior



23

## JORDAN MEKA

**Center/Forward • 6-8 • 225 • Sophomore • Yaoundé, Cameroon**

Yr	GP/GS	PPG	RPG	APG	FG%	3FG%	FT%
2021-22	2/0	0.0	1.0	0.0	.000	.000	.000
Season Highs	Pts: 0	Reb: 1	Ast: 0	Min: 4:27			
Last Game:	did not play vs. UNC						

## Notes

- Spent all four years of HS at Mt. Bethel Christian Academy in Kennesaw, Ga.; played 2 games, 9 min this season
- Four-time all-state and all-Atlanta metro performer who set school records for points, rebounds, blocked shots
- Led Mt. Bethel to two Georgia Independent Christian Athletic Association state titles, one trip to class A semifinals
- Played only 1 game as a freshman before having back surgery and missing the remainder; 2 games this season



24

## RODNEY HOWARD

**Center/Forward • 6-10 • 246 • Junior • Ypsilanti, Mich.**

Yr	GP/GS	PPG	RPG	BK/G	FG%	3FG%	FT%
2021-22	7/7	7.5	6.5	1.0	.578	.000	.500
Season Highs	Pts: 12	Reb: 14	Blk: 2	Min: 36:22			
Last Game:	0 pts (0-0 FG), 2 reb, 1 blk in 30:02 vs. UNC						

## Notes

- Has become a steady force at the "5", hitting 57.8% FG, solid defender
- Scored in double figures 3 times this season, career-hi 12 pts (6-6 FG) vs. Charleston Southern
- First career double-double with 10 pts/14 reb in season opener vs. Miami; 2.4 assists per game
- Played in 19 games (12 ACC) last season after transferring from Georgia