



# GEORGIA TECH BASKETBALL 2021-22

ACC Champions 1985, 1990, 1993, 2021 • Final Four 1990, 2004 • 17 NCAA Tournament appearances

## 2021-22 Schedule/Results

Date	Opponent	TV	Time
O31	MOREHOUSE (exh)	--	W, 89-52
N9	MIAMI, OHIO	ACCNX	L, 69-72
N12	STETSON	ACCNX	W, 77-52
N15	LAMAR	ACCNX	W, 75-66
N19	at Georgia	SECN	W, 88-78
N22	CHARLESTON SOUTHERN	ACCN	W, 85-70
N26	GEORGIA SOUTHERN	RSN	W, 61-59
D1	WISCONSIN* (23/21)	ESPN2	9:15 p.m.
D5	NORTH CAROLINA (rv)	ESPN	3 p.m.
D11	vs. LSU# (rv)	ESPN2	6 p.m.
D18	vs. Southern Cal+ (20/18)	Pac12	4 p.m.
D21	GEORGIA STATE	RSN	9 p.m.
D23	ALABAMA A&M	ACCN	7 p.m.
D29	at Syracuse	RSN	7 p.m.
J1	LOUISVILLE (rv)	ACCN	2 p.m.
J4	at Duke (1/1)	ACCN	9 p.m.
J8	NOTRE DAME	ACCN	6 p.m.
J12	at Boston College	RSN	9 p.m.
J15	at North Carolina	ACCN	8 p.m.
J19	WAKE FOREST (rv)	ESPNU	7 p.m.
J26	FLORIDA STATE	ACCN	9 p.m.
J29	MIAMI	RSN	12 p.m.
F2	at Virginia Tech (rv)	ACCN	9 p.m.
F5	CLEMSON	RSN	2 p.m.
F9	at Miami	RSN	7 p.m.
F12	at Virginia	ESPN/2	4 p.m.
F15	N.C. STATE	ACCN	8 p.m.
F19	at Pittsburgh	ACCN	7 p.m.
F23	VIRGINIA TECH (rv)	ESPN/ESPN2	9 p.m.
F26	at Notre Dame	ACCN	5 p.m.
M2	at Clemson	ACCN	7 p.m.
M5	BOSTON COLLEGE	RSN	12 p.m.
M8-12	ACC Tournament (Brooklyn, N.Y.)		

\*Big Ten/ACC Challenge; #Holiday Hoopsgiving (State Farm Arena, Atlanta, Ga.); +Jerry Colangelo Classic (Phoenix, Ariz.)  
All times Eastern; home games in ALL CAPS  
(AP/USA) - rankings in AP/coaches polls at time of game, current rankings for upcoming games (rv=receiving votes)

### RADIO: Georgia Tech Sports Network by Legends Sports

Announcers	Andy Demetra, Randy Waters
Engineer	Miller Pope
Flagship station in Atlanta	680 AM, 93.7 FM
Satellite Radio	XM 382, SiriusXM app 972
Online	GT Gameday App, Ramblinwreck.com
Tuneln	buzz.gt/LiveTuneln

### ONLINE STREAM: ESPN2

Announcers	Dave Pasch, Debbie Antonelli
------------	------------------------------

### COMMUNICATIONS

GTMBB contact	Mike Stamus
Phone	404-894-5445 (ofc), 404-218-9723 (cell)
E-mail	mstamus@athletics.gatech.edu

### SOCIAL MEDIA: #TogetherWeSwarm

Official Twitter	@GTMBB / @GTJoshPastner
Facebook	gtmensbasketball
Instagram	gtmensbasketball

## GEORGIA TECH (5-1, 0-0 ACC) vs. #23/21 WISCONSIN (5-1, 0-0 Big Ten)

Game 7 • December 1, 2021 • 9:15 p.m.

### Jackets Host No. 23/21 Wisconsin

Meeting on the hardwood for the first time in 20 years, Georgia Tech hosts No. 23/21 Wisconsin in the 2021 edition of the Big Ten/ACC Challenge at 9:15 p.m. Wednesday night at McCamish Pavilion.

Coming off its first ACC championship season since 1993 and its first NCAA Tournament appearance since 2011, the Yellow Jackets (5-1) have won five straight games since dropping a 72-69 decision to Miami of Ohio in their season opener on Nov. 9. Tech extended the streak Friday, 61-59 over Georgia Southern, despite not dressing six players due to flu symptoms.

Reigning ACC Tournament MVP **Michael Devoe (Orlando, Fla.)**, the ACC's leading scorer (23.4 points per game) and three-point shooter (62.1 percent, 3.6 made per game), leads the Yellow Jackets along with senior forward **Jordan Usher (Canton, Ga.)**, averaging 15.8 points and 8.7 rebounds per game.

Wisconsin (5-1), playing its first true road game of the season, has jumped into the national top 25 rankings after winning the Maui Jim Maui Invitational last week, defeating Texas A&M, Houston and Saint Mary's in succession. The Badgers played their first three games at home, defeating St Francis (N.Y.) and Green Bay before falling to Providence.

### GAME INFORMATION

Event/Site	McCamish Pavilion, Atlanta, Ga.
Series vs. Wisconsin	series tied, 1-1
In Atlanta	Tech leads, 1-0
Last meeting	11/28/2001 - Tech won, 62-61

### GEORGIA TECH YELLOW JACKETS

Rankings (AP/coaches/KenPom/NET)	nr   nr   67   na
Record breakdown	4-1 home   1-0 road   0-0 neutral
Head coach	Josh Pastner (Arizona, 1997)
Career record/at GT	254-150 ! (13th yr)   87-77 ! (6th yr)
Pastner vs. Wisconsin	0-0
Next game	Dec. 5 vs. North Carolina

! On-court record - 22 wins and 1 loss vacated by NCAA Committee on Infractions

### WISCONSIN BADGERS

Rankings (AP/coaches/KenPom/NET)	23   21   32   na
Record breakdown	2-1 home   0-0 road   3-0 neutral
Head coach	Greg Gard (Wisconsin-Platteville, 1995)
Career record/at WIS	124-71 (7th yr)   124-71 (7th yr)
Gard vs. Tech	0-0
Next game	Dec. 4 vs. Marquette

! On-court record - 22 wins and 1 loss vacated by NCAA Committee on Infractions

## ROSTER AT-A-GLANCE (#indicates last-game starter, \*5th-yr senior)

<b>30</b>	Coleman Boyd..... G ..... 6-1 .....173..... Jr..... Smyrna, Ga. ....--..... > Non-scholarship player 3rd year at Tech, played in 6 games
<b>10</b>	Dallan "Deebo" Coleman... G ..... 6-6 .....215..... Fr..... Memphis, Tenn. ....7.7 ppg....2.0 rpg > 2021 Mr. Basketball in state of Fla. (West Nassau HS); 22.8 min/g off bench; 11-of-20 3pt FG
<b>33</b>	Brayden Daniels..... G ..... 6-4 .....170..... Fr..... Louisville, Ky.....--..... > Non-scholarship player, 1st year at Tech
<b>0</b>	Michael Devoe# ..... G ..... 6-5 .....193..... Sr..... Orlando, Fla. ....23.4 ppg....5.0 apg > Leads nation in 3pt FG% (62.1), No. 5 in PPG; Scored 63 pts on 34 FGA his last 2 games (67 minutes)
<b>2</b>	Saba Gigiberia..... C/F ..... 7-1 .....248..... So..... Tbilisi, Georgia .....2.0 ppg....2.0 rpg > Played in 8 games as a freshman; 7.0 mpg so far this season; career-hi 6 pts vs. Charleston Southern
<b>43</b>	Jermontae Hill..... G ..... 6-6 .....198..... Fr..... Atlanta, Ga. ....--..... > Non-scholarship player, 1st year at Tech
<b>24</b>	Rodney Howard#..... C/F ..... 6-10 .....246..... Jr..... Ypsilanti, Mich.....8.5 ppg....7.5 rpg > Three games in double-figure points, hitting 63.2% FG, 16 ast/8 TO last 5 games
<b>35</b>	Jehloni James..... F ..... 6-6 .....192..... Jr..... Sugar Hill, Ga. ....--..... > Non-scholarship forward in his 3rd year with the program, played in 5 games
<b>13</b>	Miles Kelly ..... G ..... 6-5 .....171..... Fr..... Lilburn, Ga.....4.3 ppg...1.02 rpg > Prepped at Hargrave Military Acad. following career at Parkview HS; avg 12.1 minutes off bench so far
<b>11</b>	Tristan Maxwell..... G ..... 6-2 .....209..... So..... Huntersville, N.C.....--..... > 2020 N.C. state HS POY; played 1 game (foot injury) last season; out 1st 3 games with dental problems
<b>23</b>	Jordan Meka..... C/F ..... 6-8 .....225..... So..... Yaoundé, Cameroon.....0.0 ppg....1.0 rpg > Multi-yr all-state at Mt. Bethel Christian (Marietta, Ga.); played 9 minutes off bench vs. Stetson/Lamar
<b>14</b>	Jalon Moore..... F ..... 6-6 .....211..... Fr..... Gardendale, Ala. ....--..... > 3-star forward voted all-state in Alabama; played 4 minutes vs. Stetson
<b>12</b>	Khalid Moore#..... F ..... 6-7 .....208..... Sr..... Briarwood, N.Y.....3.8 ppg....4.2 rpg > Started last 9 games of 2020-21 season, all 6 games this season
<b>3</b>	Bubba Parham ..... G ..... 5-10 .....161..... Sr.*..... Snellville, Ga.....--..... > Scored in double digits in 6 games; 89 3pt FGA 3rd on team (33%); currently sidelined with knee injury
<b>5</b>	Deivon Smith ..... G ..... 6-1 .....172..... So..... Loganville, Ga.....7.6 ppg....3.3 apg > Transfer from Miss. St., started 8 games as freshman; 24.1 mpg this season; season-hi 11 pts vs. Ch. So.
<b>1</b>	Kyle Sturdivant#..... G ..... 6-2 .....197..... Jr..... Norcross, Ga.....7.5 ppg....2.2 apg > Started all 6 games at PG (22.7 min/g), 13:7 ast/TO ratio; 28 pts total last 2 games
<b>4</b>	Jordan Usher# ..... G/F ..... 6-7 .....220..... Sr.*..... Canton, Ga. ....14.8 ppg....8.7 rpg > Double-figure points 5 of 6 games, double-figure rebs 3 times; scored 54 pts last 3 games (22-40 FG)

## TECH NOTEBOOK

## Tech Team Statistics

Category	2021-22	ACC	NCAA
Scoring offense	75.8	6	124
Scoring defense	66.2	9	130
Scoring margin	+9.7	6	103
Field goal pct.	.492	2	28
Field goal pct. def.	.419	10	174
3-pt FG pct.	.411	3	19
3-pt FG made	7.3	9	189
3-pt FG pct. def.	.273	2	45
3-pt FG allowed	6.3	-	-
Free throw pct.	.635	14	318
Free throws made	10.2	15	266
Free throws against	10.5	-	-
Rebound average	38.7	4	101
Rebound margin	+6.8	5	64
O-Reb per game	10.3	7	170
D-Reb per game	28.3	3	69
Assists per game	16.8	2	33
Assist/TO ratio	1.3	4	75
Turnover margin	-0.3	9	211
Turnovers per game	13.3	10	166
Turnovers forced	13.0	9	217
Blocks per game	2.2	15	291
Steals per game	6.8	9	206
Personal fouls per game	17.0	12	191

Rankings through games of November 28

## Games Started

Player	Consec.	2021-22	Career	Conf.
Deebo Coleman	1	1	1	-
Michael Devoe	-	4	81	58
Saba Gigiberia	-	-	-	-
Rodney Howard	6	6	10	-
Miles Kelly	-	-	-	-
Tristan Maxwell	-	-	-	-
Jordan Meka	-	-	-	-
Jalon Moore	-	-	-	-
Khalid Moore	15	6	39	20
Bubba Parham	-	-	82	46
Deivon Smith	-	1	9	5
Kyle Sturdivant	6	6	6	-
Jordan Usher	55	6	59	39

\*Includes starts at previous school

Career ACC includes ACC Tournament starts

## Non-Conference Breakdown

Team	Conf.	Record	Conf.	KP	NET
Alabama A&M	SWAC	1-4	-	336	
Charleston So.	Big South	2-5	-	344	
Georgia	SEC	2-5	-	172	
Georgia Southern Sun Belt		4-2	-	203	
Georgia State	Sun Belt	4-2	-	119	
Lamar	WAC	1-6	-	289	
LSU	SEC	7-0	-	17	
Miami (Ohio)	MAC	5-1	-	121	
Southern Cal	Pac-12	6-0	-	12	
Stetson	A-Sun	2-3	-	224	
Wisconsin	Big Ten	5-1	-	32	
<b>GT strength of schedule rank</b>				<b>337</b>	<b>--</b>
<b>GT NC strength of schedule rank</b>				<b>337</b>	<b>--</b>
<b>vs. Quad 1: 0-0</b>			<b>vs. Quad 2: 0-0</b>		
<b>vs. Quad 3: 0-0</b>			<b>vs. Quad 4: 0-0</b>		

KP - KenPom.com, NET - NCAA NET rankings

Rankings through games of Nov. 29

Wednesday's game will be televised live on ESPN2, which included Bally Sports South in the Southeastern United States, and also streamed live on the ESPN app. Radio coverage will be on the Georgia Tech Sports Network by Legends Sports and flagship station WCNN (680/93.7 the Fan), and on satellite radio (XM channel 382, SiriusXM app 972).

## The Opening Tip

• **Banner night** - Georgia Tech will unveil the banner for its 2021 ACC Championship Wednesday night in a pre-game recognition. Tech's team was honored in person at halftime of its season-opening football game against Northern Illinois in September.

• **First top-25 foe** - Wisconsin is Georgia Tech's first AP/Coaches top-25 opponent of the 2021-22 season and the first of two the Yellow Jackets will face in December. Tech went 5-4 against top-25 foes last season.

• **Fight the power** - Wednesday night's game begins a stretch of four straight games for Georgia Tech against power conference foes. After Wisconsin, the Yellow Jackets open their ACC season Sunday at home against North Carolina, then meet LSU Dec. 11 at State Farm Arena and No. 20 Southern California Dec. 18 in Phoenix, Ariz.

• **From downtown** - Tech enters Friday's game ranked No. 3 in the ACC and No. 18 nationally in three-point percentage (41.1). After hitting just four 3s in 17 attempts (all by Michael Devoe) against Miami of Ohio, Georgia Tech has gone 40-of-90 (44.4 percent) in the last five games, including 7-of-20 against Georgia Southern.

• **Friendly confines** - The Jackets play seven of their first eight games this season at McCamish Pavilion. Tech does not leave the state of Georgia to play until Dec. 18, when it travels to Phoenix, Ariz., to play Southern California.

• **Mikey likes it** - Michael Devoe ranks No. 5 in in scoring average (23.4 ppg, also leads the ACC) and leads the nation in three-point shooting percentage (42.1 pct.). He also ranks second on the ACC in assists (5.0 apg), No. 1 in three-point field goals per game (3.60), and No. 4 in minutes (34.34 per game).

• **Efficiency** - Devoe has scored 63 points on 34 field goal attempts in 67 minutes over his last two games (37 vs. Georgia, 26 vs. Georgia Southern). He missed the Charleston Southern game with flu symptoms.

• **Two-point conversion** - Splitting the point guard duties nearly evenly, Kyle Sturdivant and Deivon Smith have combined to average 12.2 points and 5.8 assists over six games, while compiling a 29:14 assist/turnover ratio. Sturdivant has started all six games, but Smith has averaged about two more minutes per game. They played together for much of last Monday's win over Charleston Southern in the absence of Michael Devoe.

• **Big3** - A rotation of Rodney Howard and Saba Gigiberia, and Jordan Meka in a more limited role, has filled the 5-spot vacated by ACC Player of the Year Moses Wright, Tech has received an aggregate 10.2 points and 9.5 rebounds per game from those three. Howard, who has started all six games and averaged 28.8 minutes, has accounted for most of that production, and has posted a positive plus-minus in each game thus far (aggregate +59).

• **Small ball** - Tech has utilized a small lineup, sometimes by choice, sometimes not, without either of its three bigs, using either Khalid Moore and Jordan Usher at the 5-spot. Tech played small the final 2:11 at Georgia after Howard fouled out, outscoring the Bulldogs, 9-4.

• **Gang rebounding** - Tech has outrebounded five of its six opponents this season and has a plus-6.8 rebound margin collectively, which ranks No. 5 in the ACC. Georgia Southern was the first to rebound the Jackets (37-35).

## Series vs. Wisconsin

## Series tied, 1-1

Home: 1-0, Away: 0-0, Neutral: 0-1

12-28-1963 .....n1 L 84-104  
11-28-2001 .....h1 W 62-61  
h1-ACC-Big Ten Challenge (AMC); n1-Milwaukee Classic (Milwaukee, Wis.)

## Tech in the Big Ten/ACC Challenge

Overall record: 9-11 (Home: 6-3, Away: 3-8)

Date	Result	Opponent	TR	OR
12/9/20	aW 75-64	Nebraska	-	-
12/4/19	hW 73-56	Nebraska	-	-
11/28/18	aL 61-67	Northwestern	-	-
11/28/17	hW 52-51	Northwestern	-	-
11/29/16	aL 60-67	Penn State	-	-
2015	did not participate		-	-
12/3/14	aW 66-58	Northwestern	-	-
12/3/13	hW 67-64	Illinois	-	-
11/28/12	aL 62-75	Illinois	-	22/22
11/29/11	hL* 60-76	Northwestern	-	-
11/30/10	aL 71-91	Northwestern	-	-
2009	did not participate		-	-
12/30/08	hL 83-85	Penn State	-	-
11/27/07	aL 79-83	Indiana	-	15/15
11/28/06	hW 77-73	Penn State	21/24	
11/30/05	aL 88-86	Michigan State	-	13/14
11/30/04	hW 99-68	Michigan	4/4	-
12/3/03	aW 73-53	Ohio State	13/15	-
12/4/02	aL 63-64	Minnesota	-	20/17
11/28/01	hW 62-61	Wisconsin	-	-
11/28/00	aL 67-85	Iowa	-	-
12/1/99	hL* 77-80	Michigan	-	-

\*Phillips Arena, Atlanta, Ga.

# TECH NOTEBOOK

## Just Georgia Tech, please...

*The Georgia Institute of Technology is the official title, but Georgia Tech will work fine, or just Tech (unless you're in Virginia or Texas). We would appreciate it if you would use our name in those ways. Georgia Tech University is incorrect. Thank you.*

## Georgia Tech Quick Facts

**Official Name:** Georgia Institute of Technology  
**Location:** Atlanta, Ga.  
**Enrollment:** 43,859  
**Founded:** 1885  
**Colors:** Old Gold and White  
**Nickname:** Yellow Jackets, Ramblin' Wreck  
**Mascot:** Buzz (Yellow Jacket)  
**Fight Songs:** Ramblin' Wreck, White and Gold  
**Conference:** Atlantic Coast (ACC)  
**Home Arena:** McCamish Pavilion (capacity 8,600)  
**President:** Dr. Angel Cabrera  
**Director of Athletics:** Todd Stansbury  
**Faculty Rep. for Athletics:** Dr. Baratunde Cola  
**Head Coach:** Josh Pastner (Arizona, 1997)  
 Record at Tech: 87-77 ! (6th season)  
 Overall: 254-150 ! (13th season)  
 ACC Regular Season: 42-49 !  
 ACC Tournament: 2-3  
 NCAA Tournament: 2-5

**Associate Head Coach:** Eric Reveno (Stanford, 1989), 5th season  
**Assistant Coach:** Julian Swartz (Carroll College, 2005), 5th season  
**Assistant Coach:** Anthony Wilkins (Kent State, 2013), 3rd season  
**Assoc. Dir. of Player Personnel:** B.J. Eder (Georgia Tech, 2014)  
**Director of Operations:** Tyler Benson (St. Bonaventure, 2009)  
**Director of Scouting:** Hayden Sheridan (Arizona, 2016)  
**Player Development Coach:** Eddie Dimas (Grand Canyon, 2015)  
**Athletic Trainer:** Richard Stewart (Salisbury, 2005)

*! On-court record (Georgia Tech had 22 wins and one loss during the 2016-17 and 2017-18 seasons vacated by the NCAA's Committee on Infractions.)*

## Basketball History

**107th season:** 1st game, Feb. 17, 1906 vs. Auburn  
**All-time Record:** 1,415-1,268 !  
**Winning/Losing/500 Seasons:** 853 / 47 / 4  
**NCAA Appearances (17):** 23-17 record  
 1960, 1985, 1986, 1987, 1988, 1989, 1990, 1991, 1992, 1993, 1996, 2001, 2004, 2005, 2007, 2010  
**Final Fours (2):** 1990, 2004  
**NIT Appearances (8):** 10-8 record  
 1970, 1971, 1984, 1994, 1998, 1999, 2003, 2016  
**ACC Championships (4):** 1985, 1990, 1993, 2021  
**ACC Regular-Season Titles (2):** 1985 (tie), 1996  
**ACC Regular-Season Record (43rd season):** 276-391 !  
**ACC Tournament Record:** 28-37  
**SEC Championships (1):** 1938  
**SEC Regular-Season Titles (1):** 1937  
**SEC Regular-Season Record (1932-64):** 201-207  
**Metro Conference Regular-Season Record (1975-78):** 9-10  
**Metro Conference Tournament Record:** 4-3  
**Record at McCamish Pavilion:** 107-54 ! (10th season)  
**Record at Alexander Memorial Coliseum:** 556-194 (55 seasons, 1956-2011)  
**Record at State Farm Arena:** 8-11  
**Record at Infinite Energy Center:** 4-1  
**Record at Georgia Dome:** 9-5  
**All-Time Head Coaches:** 14  
**ACC Head Coaches:** 5  
**All-America Selections:** 14 (12 players)  
**Consensus All-Americans:** 2  
**First-Team All-Americans:** 5  
**National Players of the Year:** 1  
**All-ACC Selections:** 56 times (33 players)  
**ACC Players of the Year:** 2  
**ACC Rookies of the Year:** 11  
**ACC Coaches of the Year:** 5 (3 coaches)  
**ACC Tournament MVPs:** 4  
**ACC All-Freshman Team:** 15

## Series vs. Wisconsin

Georgia Tech and Wisconsin are meeting for just the third time, with the series tied at a win apiece.

The last meeting was a nailbiter as part of the Big Ten/ACC Challenge on Nov. 28, 2001, a 62-61 win for the Yellow Jackets at Alexander Memorial Coliseum, Tech's former on-campus home.

Tech erased a 20-point second-half deficit, which remains the largest from which Tech has rallied to win a game.

Guard Halston Lane provided the winning margin with a pair of free throws with 14 seconds left, completing a comeback which was the Jackets trailing by 20 with 16 minutes left, and still behind 61-50 with 4:18 remaining.

The Badgers didn't score again, and guard Tony Akins scored seven of his 20 points to help pull Tech within 61-60 before Lane made his game-winning free throws.

Wisconsin won the team's only other meeting, a 104-84 decision in the 1963 Milwaukee Classic.

## Tech in the Big Ten/ACC Challenge

Georgia Tech has a 9-11 mark in the Big Ten/ACC Challenge with back-to-back victories over Nebraska the last two seasons.

- Tech and Northwestern have met five times in the Challenge, its most frequent opponent. The Yellow Jackets dropped the first two, then won the next two before the Wildcats prevailed in 2018. Tech is 1-1 at home, Northwestern 2-1.

- Tech and Penn State have met three times in the annual event, with the Nittany Lions taking two of the three meetings.

- Tech has played Illinois (2012 and 2013), Nebraska (2019 and 2020) and Northwestern (2010 and 2011, 2017 and 2018) in consecutive years.

- Tech has played nine "home" games in the series and has a 6-3 record in those contests. Four of the games were played at Alexander Memorial Coliseum, where Tech defeated Wisconsin (2001) and Michigan (2004) and went 1-1 against Penn State (2006, 2008). Two others were played at Phillips Arena, an 80-77 loss to Michigan in the first Challenge game in 1999, and a 76-60 loss to Northwestern in 2011.

- The Yellow Jackets have a 3-8 mark in Big Ten/ACC Challenge games on the road. The Yellow Jackets' scored a 73-53 win at Ohio State in 2003, the year in which Tech reached the NCAA Championship game, won at Northwestern in 2014 and at Nebraska in 2020. Tech also has visited Iowa, Minnesota, Michigan State, Indiana and Northwestern (three times).

- Maryland and Purdue are the only Big Ten teams the Yellow Jackets have not faced in the annual series.

## Last Time Out

Doubtful to play due to a case of the flu, Michael Devoe came off the bench to score 26 points and help Georgia Tech erase a 14-point deficit in Friday afternoon's 61-59 win over Georgia Southern at McCamish Pavilion.

Devoe, who missed Monday's win over Charleston Southern, did not enter Friday's game until the midway point of the first half, as head coach Josh Pastner elected to not start the Atlantic Coast Conference's leading scorer as he continued to recover from his illness. However, with Georgia Southern controlling the action early on, Devoe checked in to the contest with 10:17 to go in the opening half.

Despite scoring 11 points in 10 first-half minutes, Devoe's presence didn't make an immediate impact, as Georgia Southern stretched its advantage to as many as 14 points with less than a minute to go in the opening period and led 39-27 at halftime.

But Tech came out firing on all cylinders after the break. Sparked by seven-straight points from Rodney Howard and capped by back-to-back driving layups from Devoe, the Yellow Jackets opened the second half on a 16-3 run and took their first lead since the opening minutes of the game at 43-42 with 13:15 to play.

## Georgia Tech By the Numbers

1	SEC Championships
1	NCAA Post-Graduate Scholar
1	Naismith Award winner
2	Final Four appearances
2	ACC regular-season titles
2	ACC Players of the Year
2	National Freshmen of the Year
3	Years a Member of the Metro Conference
4	ACC Championships
5	First-team All-America players
6	Jersey numbers retired
6	Academic All-Americans
7	NCAA Sweet 16 appearances
8	Wins over teams ranked No. 1
8	NBA lottery picks
12	ACC Rookie of the Year honorees
14	Head coaches in program history
17	NCAA Tournament berths
19	NBA first-round draft picks
25	Total postseason berths (NCAA and NIT)
32	Years a Member of the SEC
42	Years a Member of the ACC
47	Players taken in the NBA Draft
49	Players selected All-ACC
228	Weeks ranked in either AP or Coaches Poll

Minutes later, Georgia Southern (4-2) regained a short-lived 48-47 lead, but a pull-up three-pointer by Devoe gave Tech a 50-48 advantage with a little more than nine minutes to go and the Jackets never trailed the rest of the way. The Eagles made it interesting by pulling within a point with less than a minute left in the game, but GSU's Elijah McCadden missed two potential go-ahead jumpers in the final 10 seconds and the Jackets escaped with the two-point win.

Tech also tightened up its defense, limiting the Eagles to 8-of-28 from the floor after intermission, 1-of-9 from three-point range, after they had connected in 55.2 percent in the first half.

Devoe sank 5-of-9 three-pointers and led all scorers with his 26 points in 30 minutes of play. Kyle Sturdivant added 11 points, Howard scored 10 and Jordan Usher came up just one point shy of a double-double with nine points and 10 rebounds to help lead the Jackets.

Short-handed Georgia Tech, which had six players unavailable due to the flu, outscored Georgia Southern 34-20 in the second half.

## Etcetera

- Because of flu issues within the team, Georgia Tech started its third different lineup in the last three games. Michael Devoe did not start but did enter the game midway through the first half, and Deivon Smith, who started Monday night's game against Charleston Southern, did not dress. Tech dressed only 10 players for the game.

- Tech's 61 points against Georgia Southern was a season low after the Jackets had exceeded 80 in each of its two previous games, and its 41.2-percent shooting from the floor was its lowest since the season opener against Miami of Ohio (39.2).

- After giving up 39 points, 55.2-percent shooting and 4-of-10 from three-point range in the opening half, Tech limited Georgia Southern to 20 points, 28.6-percent from the floor and 1-of-9 from three-point range after intermission.

- Tech led Georgia Southern for just 13 minutes and 10 seconds in the game, trailing by as many as 14 points late in the first half. The Yellow Jackets took their first lead at the 13:15 mark of the second half, but did not take the lead for good until

## TECH NOTEBOOK

## Tech's Record

	2021-22	CJP
At home	4-1	64-27
On the road	1-0	18-40
At neutral sites	0-0	5-7
Vs. top-10 opponents	0-0	3-14
Vs. top-25 opponents	0-0	11-26
Vs. teams over .500	3-0	53-65
Vs. teams under .500	0-0	26-6
Vs. teams at .500	2-1	7-5
While in the top 25	0-0	0-0
In November	5-1	19-9
In December	0-0	19-17
In January	0-0	20-19
In February	0-0	15-25
In March/April	0-0	14-6
Wearing white uniforms	3-1	60-27
Wearing gold uniforms	1-0	16-27
Wearing navy uniforms	1-0	12-19
Wearing black uniforms	0-0	0-0
Game is decided by 5 pts./fewer or OT	1-1	21-20
Game is decided by 10/fewer or OT	3-0	41-40
Leading at the half	4-0	64-17
Trailing at the half	1-0	21-58
Tied at the half	0-1	2-1
Leading with 5:00 to play	5-1	76-7
Trailing with 5:00 to play	0-0	8-67
Tied with 5:00 to play	0-0	2-3
In overtime games	0-0	4-3
After a bye in the ACC schedule	0-0	2-3
Tech scores 100 or more points	0-0	0-1
Tech scores 70 or more points	4-0	62-15
Tech scores fewer than 70 points	1-1	26-61
Opponent scores 100 or more points	0-0	0-2
Opponent scores 70 or more	2-1	17-46
Opponent scores fewer than 70	3-0	72-28
Opponent scores fewer than 50	0-0	4-0
Tech shoots 50 pct. or better	3-0	35-9
Opponent shoots 50 pct. or better	0-0	5-14
Opponent shoots under 40 pct.	1-1	52-16
Tech has a higher FG% than opponent	4-1	80-21
Tech has a lower FG% than opponent	1-0	4-52
FG percentage is even	0-0	0-2
Tech has more 3-point FGs	3-0	31-18
Tech has fewer 3-point FGs	1-1	43-48
3-point FGs are even	1-0	13-8
Tech attempts more FT than opponent	1-0	61-21
Tech attempts fewer FT than opponent	2-1	20-50
Free throw attempts are even	2-0	6-5
Tech outrebounds opponent	4-1	46-21
Opponent outrebounds Tech	1-0	35-55
Rebounds are even	0-0	6-1
Tech has fewer turnovers than opponent	3-0	45-23
Tech has more turnovers than opponent	2-1	39-45
Turnovers are even	0-0	4-6
Tech has more assists than turnovers	4-0	58-23
Committing more fouls	3-1	22-47
Committing fewer fouls	2-0	58-21
Fouls are even	0-0	7-8
4/more Jackets score in double figures	1-0	41-17
A Jacket scores 20 or more	3-1	54-39
A Jacket scores 30 or more	1-0	5-3
Scoring more bench points	2-1	37-26
Scoring fewer bench points	3-0	48-44
Bench scoring is even	0-0	2-5

7:59 remained in the game.

- Even without three scholarship players dressed, Tech used nine players against Georgia Southern.

- Michael Devoe did not start for the first time this season due to flu symptoms, but entered the game with 10:17 remaining in the first half and played the rest of the game (30:17).

- Devoe entered Friday's game as the ACC's leading scorer at 22.8 ppg and exceeded his average with 26 points, hitting 8-of-16 shots from the floor and 5-of-9 from three-point range. He added five rebounds and five assists, both on his average, and two steals. He also drew eight fouls and went 5-of-8 from the line.

- Devoe has hit a 3 in his last 15 straight games dating back to last Feb. 10 vs. Virginia, and went 5-of-9 from distance against Georgia Southern. The 2021 ACC Tournament MVP made at least one in 23 of 26 games last season, including the final 10 in a row.

- Devoe has reached double figures in 15 straight games as well, with that Virginia game being the last time he didn't, and has done so 64 times in his career. He has scored 20 or more points 23 times.

- Rodney Howard posted his third double-figure scoring game of the season against Georgia Southern, tallying 10 points on 4-of-7 shooting from the floor. He has made 24-of-38 (63.2 percent) for the season.

- After overcoming severe foul trouble in Tech's last two games, Howard played the entire first half without committing a foul and finished with two. The 6-10 junior had played the final 16:58 of the Charleston Southern game, and played 16:36 of the Georgia game with four fouls.

- Howard had three assists and one turnover against Georgia Southern, giving him a 16:8 ratio across his last five games. In those five games, he has recorded 3-3-4-3-3 assists.

- Jordan Usher gathered 10 rebounds for the second straight game and for the third time this season. He leads the Jackets in rebound average at 8.7.

- Kyle Sturdivant posted his third game with double-digit points in a Tech uniform, and second in a row with 11 points against Georgia Southern. The 6-2 junior scored a career-high 17 Monday night against Charleston Southern.

### Pastner's Key Metrics

- **Assists to made field goals:** Tech has 101 assists on 175 made field goals this season (57.7 percent), including 13 on 21 field goals made against Georgia Southern. Its nightly goal is to assist on 60 percent, which Tech has met three times this season.

- **Free throws made to opponents' attempts:** Tech went 12-for-24 from the free throw line to Georgia Southern's 6-of-13. The Jackets have scored 10.2 points per game from the line this season. Tech's goal each night is to make more free throws than the opponent attempts, which the Jackets have done once this season.

- **Turnovers:** Tech had 14 to Georgia Southern's 16 and won the turnover battle for the second straight game after trailing in each of the first four games. Tech won the turnover battle in 21 of 26 games last season. Target each night is to commit 11 or fewer, which has Tech met twice this season (14 times last season). More telling for Tech under Josh Pastner is that when Tech has committed fewer turnovers than its opponent, it is 45-23. When it has committed more, it is 37-45.

- **Guard rebounding:** Tech's perimeter players grabbed 22 of its 25 defensive rebounds against Georgia Southern, and 127 of 170 (74.7 percent) for the season.

### Program Trends

- **Greener pastures** - According to KenPom.com, Tech ranks No. 173 in the nation in experience (average 1.94 years per player) and No. 171 in minutes continuity (48.9 percent),

### A Make-or-Miss Game

Georgia Tech's offensive rankings vs. the ACC under Josh Pastner (regular season only)

Year	PPG	FG Pct.	3pt FG Pct.
2020-21	71.8 (6)	.482 (2)	.360 (3)
2019-20	69.9 (9)	.462 (2)	.341 (6)
2018-19	60.7 (15)	.426 (8)	.306 (12)
2017-18	63.6 (14)	.419 (12)	.312 (15)
2016-17	65.1 (14)	.434 (14)	.309 (15)

a measure of playing minutes from 2020-21 carrying over to 2021-22. The Jackets were No. 4 (2.54 years) and 10 (75.2), respectively, in those categories last season.

- **Two fouls in the first half?** No problem. Georgia Tech ranks No. 21 in the nation in two-foul participation, a measure of percentage of available minutes played by players with two fouls (47.3 percent for Tech). Tech ranked No. 3 in this category last season, led the nation in this category each of the previous two seasons, and were fourth in 2017-18.

- **Bench minutes** - Josh Pastner has expanded his rotation in the early part of the 2021-22 season, but the Jackets still rank No. 193 in minutes played by its reserves (30.6 percent). Tech has played eight or nine players in each game, compared to utilizing seven consistently and eight occasionally in 2020-21.

- **Size doesn't matter** - Georgia Tech has gotten taller over last season in terms of average overall height, ranking No. 57 in the nation at 77.9 inches, according to KenPom.com. Tech ranked No. 256 last season (76.3 inches), taller than only three power conference teams (Arizona State, Georgia and Penn State), and taller than only seven teams that played in the NCAA Tournament field.

- Tech has made great strides in its offensive efficiency under Josh Pastner and continues to progress, ranking No. 22 nationally last season at 113.7, easily its highest ranking under Pastner. The Jackets managed to exceed one point per possession in 22 of 26 games (Tech reached that benchmark 11 times in all of 2019-20). Tech scored over a point per possession in its final 10 games, and has done so in four of six games this season.

### Be Like Mike

Senior guard Michael Devoe, the highest-rated high school prospect Georgia Tech has recruited under Josh Pastner until last fall, has steadily improved over the course of his career, making a quantum leap from his freshman to sophomore seasons and continuing to improve from there.

- Tech's top returning scorer from an ACC Championship unit, the Orlando, Fla., native has expanded his game and currently carries career bests in scoring average (23.4 ppg), rebound average (5.4 rpg) and assists (5.0 per game), while connecting on 56.9 percent of his shots from the floor, 62.1 percent from three-point range and 73.9 from the foul line.

- Devoe leads the nation in three-point percentage, and ranks No. 5 in scoring average. He leads the ACC in both categories while ranking No. in assists.

- For his career, Devoe has connected on 42.2 percent of his three-point tries, and has hit 42.9 percent in ACC games.

- After beginning the season No. 36 in career points at Tech, the 6-5 guard is now No. 27 on Tech's all-time list with 1,266 points. He is No. 12 in career three-point field goals (171) and is close to entering the top 20 in career assists and steals.

- Left off the three All-ACC teams last season, he came up big for the Jackets in the ACC Tournament and scored 13 points against Miami and 20 against Florida State in the championship game to earn tournament Outstanding Player honors.

- The 6-5 guard averaged 16.1 points in ACC regular

# TECH NOTEBOOK

## Tech Highs and Lows Under Josh Pastner

<b>Longest winning streak:</b> 8 games (2020-21)
<b>Longest ACC winning streak:</b> 8 games (2020-21)
<b>Longest ACC home winning streak:</b> 11 games (last 6 home games of 2019-20, first 5 of 2020-21, program record)
<b>Longest losing streak:</b> 7 games (2017-18, 2018-19)
<b>Longest ACC losing streak:</b> 7 games (2017-18, 2018-19)
<b>Most points scored in a game:</b> 120 vs. Georgia State (4ot), 11/25/2020
<b>Most points scored in a game (regulation):</b> 97 vs. Delaware State, 12/20/2020
<b>Most points scored - ACC opponent:</b> 96 at North Carolina, 1/4/2020
<b>Fewest points scored in a game:</b> 42 vs. Clemson, 2/6/2019
<b>Fewest points scored - ACC opponent:</b> 42 vs. Clemson, 2/6/2019
<b>Most points allowed in a game:</b> 123 vs. Georgia State (4ot), 11/25/2020
<b>Most points allowed in a game (regulation):</b> 110 at Duke, 1/4/2017
<b>Most points allowed - ACC opponent:</b> 110 at Duke, 1/4/2017
<b>Fewest points allowed in a game:</b> 40 vs. Florida A&M, 12/9/2018
<b>Fewest points allowed - ACC opponent:</b> 51 vs. Syracuse, 1/31/2018
<b>Largest margin of victory:</b> 38 vs. Tusculum (96-58), 2/7/2017
<b>Largest margin of victory - ACC opponent:</b> 27 at Miami (87-60), 2/20/2021
<b>Largest margin of victory - road game:</b> 27 at Miami (87-60), 2/20/2021
<b>Largest margin of victory - ACC road game:</b> 27 at Miami (87-60), 2/20/2021 (program record)
<b>Largest losing margin:</b> 53 (110-57) at Duke, 1/4/2017
<b>Largest losing margin at home:</b> 34 (97-63) vs. Syracuse, 12/18/2019
<b>Largest losing margin - ACC opponent:</b> 53 at Duke, 1/4/2017
<b>Most points allowed in a win:</b> 83 at North Carolina (96-83), 1/4/2020
<b>Most points scored in a loss:</b> 120 vs. Georgia State (4 ot), 11/25/2020
<b>Most points scored in a loss (regulation):</b> 81 vs. Wright State, 12/22/2017
<b>Fewest points scored in a win:</b> 52 vs. Northwestern (52-51), 11/28/2017
<b>Fewest points allowed in a loss:</b> 52 vs. Virginia Tech (52-49), 1/9/2019
<b>Largest deficit overcome to win a game:</b> 17 vs. Notre Dame (1stH-6:47), 2/6/2021
<b>Largest 2nd-half deficit overcome to win a game:</b> 10 vs. Georgia Southern (19:42), 11/26/2021
<b>Largest deficit overcome to win a road game:</b> 15 (4:01-1st) at NC State, 11/5/2019
<b>Largest lead given up in a loss:</b> 16 (15:06-2nd half) vs. St. John's, 12/1/2018
<b>Largest 2nd-half lead given up in a loss:</b> 16 (15:06-2nd half) vs. St. John's, 12/1/2018
<b>Highest FG pct.:</b> 60.7 (34-56) at Georgia, 11/19/2021
<b>Highest FG pct. - ACC opponent:</b> 59.5 (25-42) at Syracuse, 1/12/2019
<b>Lowest FG pct.:</b> 27.1 (16-59) vs. Florida State, 2/16/2019
<b>Lowest FG pct. - ACC opponent:</b> 27.1 (16-59) vs. Florida State, 2/16/2019
<b>Highest 3-pt pct.:</b> 62.5 (10-16) at NC State, 1/15/2017
<b>Highest 3-pt pct. - ACC opponent:</b> 62.5 (10-16) at NC State, 1/15/2017
<b>Most 3-pt FG:</b> 16 vs. Clemson, 1/20/2021
<b>Most 3-pt FG - ACC opponent:</b> 16 vs. Clemson, 1/20/2021
<b>Lowest 3-pt pct.:</b> 10.0 (1-10) vs. Miami, 1/3/18, (1-10) vs. Louisville, 1/19/2019
<b>Lowest 3-pt pct. - ACC opponent:</b> 10.0 (1-10) vs. Miami, 1/3/2018, (1-10) vs. Louisville, 1/19/2019
<b>Highest FG pct. allowed:</b> 59.3 (32-54) at Florida State, 1/24/2018; (32-54) Notre Dame, 2/6/2021
<b>Highest FG pct. allowed - ACC opponent:</b> 59.3 (32-54) at Florida State, 1/24/2018; (32-54) Notre Dame, 2/6/2021
<b>Lowest FG pct. allowed:</b> 21.6 (16-74) vs. Elon, 11/11/2019
<b>Lowest FG pct. allowed - ACC opponent:</b> 28.2 (20-71) vs. Florida State, 1/25/2017
<b>Highest 3-pt pct. allowed:</b> 60.0 (12-20) at Louisville, 2/8/2018
<b>Highest 3-pt pct. allowed - ACC opponent:</b> 60.0 (12-20) at Louisville, 2/8/2018
<b>Lowest 3-pt pct. allowed:</b> 6.7 (1-15) at Hawai'i, 11/25/2019
<b>Lowest 3-pt pct. allowed - ACC opponent:</b> 9.5 (2-21) vs. Duke, 1/26/2019
<b>Highest FT pct.:</b> 95.2 (20-21) vs. Coppin State, 12/27/2017
<b>Highest FT pct. - ACC opponent:</b> 91.3 (21-23) vs. Pittsburgh, 2/14/2021
<b>Lowest FT pct.:</b> 28.6 (2-7) vs. Notre Dame, 3/12/2019
<b>Most free throws made:</b> 41 vs. Georgia State, 11/25/2020
<b>Most free throws attempted:</b> 59 vs. Georgia State, 11/25/2020 (program record)
<b>Fewest free throws made:</b> 2 at Miami, 2/15/17; at Duke, 1/26/2019; vs. Notre Dame, 3/12/2019; at Kentucky, 12/14/2019
<b>Most assists:</b> 29 vs. Kennesaw State, 12/28/2018
<b>Fewest assists:</b> 5 at Georgia, 12/19/17; at Tennessee, 11/13/2018, at Florida State, 2/2/2019, vs. Boise State, 12/22/2019
<b>Most turnovers:</b> 24 vs. Arkansas, 11/25/2019; Ball State, 12/18/2019
<b>Fewest turnovers:</b> 5 at Notre Dame, 2/1/2020
<b>Most blocked shots:</b> 16 vs. Southern, 11/14/2016 (Tech record)
<b>Most steals:</b> 15 vs. North Carolina, 12/31/2016; at Syracuse, 1/13/2019; vs. Kentucky, 12/6/2020; vs. Florida State, 3/13/2021

season games (No. 8 in the conference). He led the ACC in three-point percentage in conference games at times last season, finishing No. 3 at 41.2 percent, and ranked No. 4 in threes per game (2.47). He drained a career-high seven threes at Miami in 11 attempts, and had a 6-for-7 game Jan. 20 against Clemson.

• In the off-season, Devoe made an effort to improve his agility and athleticism so his defense would improve, and he spent a lot of time in the spring and summer working with **Tech track and field coach Nat Page**, who has coached several Olympians in sprints, hurdles and jumps.

### Call Me Ush

One of the most versatile players in the Atlantic Coast Conference, Jordan Usher was the unsung hero of Georgia Tech's run to the ACC title last season with his ability to contribute as a scorer, facilitator, rebounder, defender and leader.

• Taking advantage of his extra year of eligibility because of COVID-19, the Canton, Ga., native is off to a strong start by averaging 15.8 points, 8.7 rebounds and 3.0 assists per game, all career-best averages.

• The 6-7 guard/forward averaged 11.6 points per game last season, fourth on a team which included high scorers Moses Wright, Jose Alvarado and Michael Devoe. He shot 50 percent from the floor and was the Jackets' fourth-leading rebounder at 4.2 per game while averaging just under 30 minutes. He made the ACC all-tournament team after scoring 15 points each against Miami and Florida State.

• Usher has scored in double digits in 11 of Tech's last 12 games, including the final six of the 2020-21 season, hitting 77-of-147 shots from the floor (52.4 percent) over that stretch.

• Having started every game since he became a Jacket, Usher has had at least one assist in every game since the beginning of last season (three or more in 17 games), at least one steal in 27 of 32 games (including the last 16 in a row). He failed to reach double figures in points just nine times.

At his current scoring rate, Usher will reach 1,000 career points some time in early January (he has 859).

### Burning at Both Ends

Georgia Tech has lived and succeeded by playing excellent defense during its five-plus years under Josh Pastner, but has steadily become one of the better offensive teams in the ACC.

The Yellow Jackets currently rank No. 83 in offensive efficiency according to KenPom.com (106.5 points per 100 possessions), while ranking No. 42 in effective field goal percentage (55.5) and 16th in three-point percentage (41.6).

In the 2020-21 rankings, Tech finished with its highest offensive efficiency rating (113.7) and national ranking (22) under Pastner, and ranked No. 35 in effective field goal percentage (54.1) and No. 36 in lowest turnover percentage (16.1). The Jackets accomplished this relying more on the

three-point shot than in any year before (36.4 percent of their FGA were threes compared to 29.6 percent the year before).

Tech scored more than a point per possession in its final 10 games and 22 times altogether in 2020-21.

### 3-POINT RELIANCE UNDER PASTNER

Percentage of 3FA/FGA according to KenPom.com and percentage of points scored from 3-point FG

Year	3PA/FGA	Rank	%Points	Rank
2021-22	30.1	318	29.0	226
2020-21	36.4	202	29.6	205
2019-20	29.6	324	22.5	336
2018-19	33.4	303	25.3	326
2017-18	27.7	335	22.3	336
2016-17	24.6	349	20.1	345

### Build the Wall

Due to its ability to play creative versions of both zone and man-to-man to keep opponents off-balance, Georgia Tech has been able to rely on its mixture of defenses to win games over Josh Pastner's first five seasons.

Tech is No. 67 currently in adjusted defensive efficiency, according to KenPom.com, at 95.6 points per 100 possessions, after ranking No. 68 last season (96.2). Ten of the Jackets last 14 opponents have been held to under a point per possession dating back to last season.

After giving up 205 points against Georgia State and Mercer early last season, Tech went on to limit 13 of its last 24 opponents to less than one point per possession, nine of them in the ACC (Wake Forest 0.772, North Carolina 0.955, Florida State 0.886, Virginia 0.993, Pittsburgh 0.985, Miami 0.877, Virginia Tech 0.936, Duke 0.981, Wake Forest 0.932, Miami 0.949).

### ACC ALL-DEFENSIVE TEAM PLAYERS UNDER PASTNER

2017	Ben Lammers, C (Defensive Player of the Year)
2018	Ben Lammers, C
2019	James Banks III, C
2020	James Banks III, C
2021	Jose Alvarado, G; Moses Wright, C (Defensive POY)

### Takeaways Over Rejection

Not only has Georgia Tech cut down on its own turnovers last season, it became one of the nation's best teams at creating turnovers as a way of generating offense. It was a by-product of playing a smaller lineup that lacks a rim protector.

Tech finished the season No. 1 in the ACC in steals in conference games (9.20 per game), with Alvarado, Jordan Usher and Wright all ranked among the top seven individually. Tech also was No. 1 in most turnovers forced (15.92 per game). Wright also improved as a rim protector, sitting No. 6 in the ACC in blocked shots (1.64 per game)

The Jackets ranked No. 2 nationally in steal percentage

## Tech All-Time vs. the ACC

Opponent	Overall	in ACC	Tourney	In McCamish Pavilion	In Opponent Current Venue	Current Streak
Boston College	16-12	12-11	1-3	2-1	4-6	Won 2
Clemson	66-74	38-51	4-1	5-4	9-40	Lost 1
Duke	24-75	20-63	3-7	1-4	5-37	Won 1
Florida State	30-44	21-30	1-2	2-3	9-17	Won 2
Louisville	14-23	1-8	--	1-3	0-4	Lost 1
Miami	12-14	10-13	1-1	2-3	4-6	Won 3
North Carolina	26-69	24-55	5-4	1-4	5-25	Won 2
NC State	43-57	35-43	3-3	2-3	6-11	Won 4
Notre Dame	12-12	6-10	0-1	6-2	1-8	Won 1
Pittsburgh	10-5	5-5	0-1	4-1	1-3	Won 2
Syracuse	6-7	5-5	--	3-2	2-4	Won 1
Virginia	40-45	38-44	5-5	2-4	1-9	Lost 8
Virginia Tech	8-20	6-16	1-3	2-4	2-10	Won 2
Wake Forest	46-40	45-38	0-4	6-0	10-20	Won 5



# TECH NOTEBOOK

## Tech in the NBA / G League

Player (years at Tech)	Team
Jose Alvarado (2017-21)	New Orleans Pelicans
James Banks III (2018-20)	Birmingham Squadron
Derrick Favors (2009-10)	Oklahoma City Thunder
Kammeon Holsley (2011-14)	Agua Caliente Clippers
Josh Okogie (2016-18)	Minnesota Timberwolves
Moses Wright (2017-18)	Agua Caliente Clippers
Thaddeus Young (2006-07)	San Antonio Spurs

## Tech Alumni Elsewhere

Player (years at Tech)	Current/Most Recent Team
Tony Akins (1998-2002)	SK Knights (South Korea)
Brandon Alston (2017-19)	Kauhajoki (Finland)
Alade Aminu (2005-09)	Atleticos de San German (Puerto Rico)
Will Bynum (2004-06)	Bivouac/Big 3 (USA)
Demarco Cox (2014-15)	Quimper (France)
Mouhammad Faye (2006-08)	Promithias (Greece)
Marcus Georges-Hunt (2012-16)	Sichuan (China)
Dion Glover (1997-99)	Bivouac/Big 3 (USA)
Trae Golden (2013-14)	Bahcesehir Koleji Istanbul (Turkey)
Abdoulaye Gueye (2014-19)	Konyaspor (Turkey)
Josh Heath (2014-17)	Leuven Bears (Belgium)
Evan Jester (2018-20)	Team Miami (Eurobasket S League)
Tadic Jackson (2014-18)	Sentjur (Slovenia)
Ben Lammers (2014-18)	ALBA Berlin (Germany)
Gani Lawal (2007-10)	Champagne Chalons-Reims (France)
Anthony McHenry (2001-05)	Shinshu BW (Japan)
Daniel Miller (2009-14)	Levanga Hokkaido Sapporo (Japan)
Charles Mitchell (2014-16)	Dorados de Chihuahua (Mexico)
Anthony Morrow (2004-08)	Bivouac/Big3 (USA)
Zachery Peacock (2006-10)	FOS Provence (France)
Shembari Phillips (2018-20)	Baskets Koblenz (Germany)
Glen Rice, Jr. (2009-12)	Real Esteli (Nicaragua)
Robert Sampson (2013-15)	Yamaguchi (Japan)
Avi Schafer (2017-19)	Mikawa Sea Horses (Japan)
Adam Smith (2015-16)	Merkezefendi Belediyesi Denizli (Turkey)
Jeremis Smith (2004-08)	Biqua (Uruguay)
James White (2015-16)	Mauricio Baez (Dominican Republic)

## Former Tech Players in Coaching

Player (years at Tech)	Current Position
Kenny Anderson (1989-91)	Fisk University HC
Ty Anderson (2006-09)	Jacksonville State AC
Rod Balanis (1990-94)	Howard AC
Anthony Byrd (1981-84)	Knightdale (N.C.) HS HC
Shaun Fein (1999-2001)	L.A Clippers AC
Dion Glover (1997-98)	Grand Rapids (G League) AC
Jarrett Jack (2002-05)	Phoenix Suns AC
Winston Neal (1999-01)	Columbia State (Tenn.) HC
Fred Vinson (1992-94)	New Orleans Pelicans AC
Mfon Udofia (2009-13)	College Park (G League) AC

## Former Tech Coaches in Coaching

Coach (years at Tech)	Current Position
Amir Abdur-Rahim (2011-12)	Kennesaw State HC
Sherman Dillard (1988-94)	Iowa AC
Chad Dollar (2011-16)	Cincinnati AC
Bruce Evans (2012-16)	North Florida AC
Brian Gregory (2011-16)	South Florida HC
Tavaras Hardy (2016-18)	Loyola-Maryland HC
Paul Hewitt (2000-11)	Agua Caliente (G League) HC
Chris Kreider (2007-09)	Georgia State HC
Darryl LaBarrie (2010-11, 2016-18)	Agua Caliente (G League) AC
Robert McCullum (2010-11)	Florida A&M HC
Mamadou N'Diaye (2014-16)	Central Florida AC
Billy Schmidt (2011-14)	Chicago Bulls AC
Cliff Warren (2000-05)	Georgia State AC
Charlton Young (2005-09)	Florida State AC

-/other staff

Tech since 2012.

- Tech's center has made the ACC's All-Defensive Team five straight years - Ben Lammers (2017, 2018), James Banks III (2019, 2020), both of whom led the conference in blocked shots, and Moses Wright (2021). In 2020-21, Tech had two representatives on the All-Defensive Team - Jose Alvarado, who was also named ACC Defensive Player of the Year, joined Wright.

- In addition to its 20-game ACC schedule, Tech faces a strong non-conference slate that includes Power 5 conference opponents Georgia, Wisconsin, LSU and Southern California. Duke, Florida State, North Carolina and Virginia all were in the pre-season Associated Press top 25, while Virginia Tech, Syracuse, USC and LSU.

- Tech has won 14 of its last 15 ACC games at McCamish Pavilion, including a school-record 11-game winning streak that was stopped by Virginia on Feb. 10 of last season.

## Tech Inks Strong Recruiting Class

Georgia Tech signed its highest-rated class in nine years when four-star guards **Dallan "Deebo" Coleman** and **Miles Kelly**, as well as three-star forward **Jalon Moore**, put their names on letters-of-intent to join the Yellow Jackets.

The three-player class was rated as high as 15th-best in the nation and third-best in the Atlantic Coast Conference according to the 247Sports composite team rankings (was 28th at the end of the summer).

Coleman, a 6-6 guard from Memphis, Tenn., who played his high school ball in Callahan, Fla., at No. 53 nationally, is the highest-rated player to sign with Tech during the tenure of head coach Josh Pastner. Kelly, a 6-4 guard from Lilburn, Ga., was No. 87 according to 247Sports. Moore, a 6-6 forward from Gardendale, Ala., was No. 120.

Coleman and Kelly were both among the nominees for the 2021 McDonald's All-American Game.

It was the first time since 2012 that Georgia Tech had signed as many as three players ranked among the nation's top 150 in the 247Sports ranking. Tech's 2012 recruiting class included four-star forwards **Marcus Georges-Hunt** and **Robert Carter, Jr.**, and was rated the nation's 10th-best. The Jackets had the nation's 11th-ranked class in 2009, a six-player group highlighted by forward **Derrick Favors**, the nation's top-ranked prospect, and guard **Mfon Udofia**.

## Transfer Smith Fortifies Backcourt

Deivon Smith, a former four-star point guard from Grayson, Ga., who played his freshman year of college basketball at Mississippi State, transferred to Georgia Tech over the summer and joins the Yellow Jackets for the 2021-22 season.

Smith started eight games last season, averaging 5.2 points, 3.6 rebounds and 2.9 assists across 33 games for the Bulldogs, who went 18-15 overall and reached the championship game of the NIT. The 6-1 Loganville, Ga., native compiled a 97/56 assist/turnover ratio, shot 33.9 percent from the floor, 27.9 percent from three-point range and 61.5 percent from the foul line. He was better in SEC games, averaging 5.6 points, 3.6 rebounds and 3.0 assists in helping MSU go 8-10 in conference. Smith scored double figures in five games, with a high of 17 with three rebounds and three assists in the NIT championship game loss to Memphis.

Smith attended Grayson (Ga.) High School, where he was named the 2020 Gwinnett Prep Sports Player of the Year, averaging 17.6 points, 8.3 assists, 8.1 rebounds and 3.5 steals per game as a senior. He was ranked as high as No. 63 in the nation by 247Sports. He led Grayson to a 25-4 record in 2017-18, won the Region 8-AAAAAAA championship and went to the state final four.

## First ACC Championship in 28 Years, First in NCAA Tournament in 11

Ending an 11-year hiatus from the NCAA Tournament, Georgia Tech participated in March Madness for the first time since 2010, losing its first-round game, 71-60, to Loyola Chicago at Hinkle Fieldhouse in Indianapolis, Ind. The Yellow Jackets were a No. 9 seed in the field as an automatic qualifier after winning the Atlantic Coast Conference championship, the first conference title for the team since 1993.

The Yellow Jackets entered the NCAA Tournament having won eight straight games following a Feb. 12 loss at Clemson, including victories over Miami and Florida State to win the ACC Tournament. Tech also earned its highest ACC regular season finish (fourth) since the 2004 national runner-up team also finished fourth, and had a NCAA NET ranking of No. 34 (Jackets NET was 41 following NCAA Tournament). Tech's surge began with a 71-65 home win over Pitt on Feb. 14 and included three road victories over Miami, No. 16 Virginia Tech and Wake Forest.

But Tech was unable to get past the No. 8-seeded Ramblers after losing ACC Player of the Year Moses Wright under COVID-19 protocols, and its remarkable season ended with a 17-9 record.

## 2020-21 Season Highlights

- Georgia Tech's 34 wins over the past two seasons are the most for the program over two seasons since 2009-10 and 2010-11 (36). Tech's 17-9 record in 2020-21 marked its highest winning percentage for a season since the 2004 Final Four team (28-10).

- **Big wins for the Jackets** - Loyola, the 17th-ranked team in the Associated Press poll, was the 10th AP top-25 team the Yellow Jackets played during the 2020-21 season. Tech defeated five AP top 25 teams this season, most recently No. 15 Florida State in the ACC Tournament, more than any other team in the ACC. The Jackets also defeated No. 20 Kentucky (Dec. 6), No. 20 Clemson (Jan. 20), No. 16 Florida State (Jan. 30) and No. 16 Virginia Tech.

- **Trifecta** - For the first time in its history, Georgia Tech defeated Kentucky, North Carolina and Duke in the same season.

- **Fourth ACC title for Tech** - Georgia Tech claimed its fourth ACC Tournament championship and its first since 1993. The Yellow Jackets are 4-4 all-time in tournament title games.

- **Streaking** - Tech's eight-game winning streak was the longest since the Yellow Jackets opened the 2003-04 season 12-0. But Tech had not won as many straight games so late in the season since the Jackets won nine in a row in 1996, seven to finish the regular season and their quarterfinal and semifinal games in the tournament. Tech lost in the finals to Wake Forest.

- **Plus-side** - Tech has a winning streak or has won the last meeting against 11 of its 14 ACC foes. Virginia is the only team the Jackets have a current losing streak against (eight in a row), and is the only team that the Yellow Jackets haven't beaten under head coach Josh Pastner.

- **Long time coming** - With an 11-6 ACC record to follow its 11-9 finish in 2019-20, Georgia Tech collected its most ACC victories (22) in back-to-back years in its 42-year history in the conference. The Yellow Jackets went 8-8 in 1994-95 and 13-3 in 1995-96 (21 wins).

- **High cotton** - Tech's fourth-place finish in the ACC regular season was its highest since its NCAA Tournament runner-up team tied for third in 2004. Coupled with its fifth-place finish in 2019-20, the Yellow Jackets posted their highest back-to-back finishes since 2004 (T-3) and 2005 (4th).

- **Double bye-bye** - Tech opened the ACC Tournament beyond the event's first day since 2005, and Tech earned the coveted double-bye for the first time since the ACC expanded to 15 teams.

- **Back-to-back** - Tech achieved 10-plus ACC wins in back-to-back years for the first time in program history. Tech also posted winning ACC records in back-to-back seasons since

GAME NOTES

# TECH NOTEBOOK

## Media Guidelines

The Yellow Jackets' student-athletes and coaches are generally available to the media prior to practices once prior to each game during the season. The practice schedule varies once the season begins, and media sessions will be scheduled and announced weekly. All non-game day media availabilities will be conducted in person.

**Georgia Tech's practices are closed to the public and the media.**

Interview requests with student-athletes that need to be conducted at other times must be made through Mike Stamus in the communications office at least 24 hours in advance. These interviews will be scheduled around the student-athletes' availability and class schedule.

Media are asked not to contact student-athletes directly either by phone, text, social media or e-mail; they are instructed to refer media to the communications office. Every effort will be made to make players available when requested. Players are not available on game days until after the game.

## Interviewing Coach Pastner

Media wishing to speak with Coach Pastner at times other than scheduled media availabilities must notify Mike Stamus in the communications office in advance to make or confirm arrangements. He also is available each Monday on the ACC Teleconference beginning January 3.

## Post-Game Protocol

Post-game press conferences for home games will be held in person in the Shah Media Room across from the press box on the upper concourse of McCamish Pavilion.

Georgia Tech head coach and selected players will appear in the room following a cooling off period. The visiting team's head coach will also appear if that institution chooses to. If not, the visiting team coach will conduct his press conference virtually, and links will be provided to the media.

## Josh Pastner Radio Show

Head coach Josh Pastner's weekly radio show airs each Monday from 7-8 p.m. on "680 the Fan" and 93.7 FM, beginning in December.

## ACC Coaches Weekly Teleconference

The 15 ACC head basketball coaches will be featured on nine Monday teleconferences during the 2019-20 season, beginning on January 3, and continuing through March 1. Each coach will have 10 minutes to make an opening statement and answer questions. There will be an instant replay of each teleconference on the Conference's internet site TheACC.com each Monday afternoon.

Coaches whose teams play on Monday in January and February are not required to participate in that day's call. Coaches who do not have a Monday game - Georgia Tech is one - will be on every Monday at the same time. The teleconference schedule for each Monday will differ for the other head coaches, depending on what teams play that Monday night.

Contact Andy Fledderjohann at the ACC media relations office (afledder@theacc.org) for the call-in number and for questions on the schedule.

1989 and 1990 (both 8-6). Also, Tech reached five games over .500 in the ACC for the first time since March 3, 1996.

- **Home sweet home** - Tech finished the 2020-21 campaign with an 8-1 record at home in ACC games, and has won 14 of its last 15 conference games at McCamish Pavilion.

- **Snack runs** - After dropping its first five ACC road games in 2020-21, Tech won its last three by an average of 18.3 points against Miami (87-60), No. 16 Virginia Tech (69-53) and Wake Forest (75-63). It was the first time since the 2007-08 season that the Yellow Jackets have won three straight ACC road games.

- **Rise above** - The Yellow Jackets once again outperformed pre-season projections in 2020-21, finishing fourth in the ACC after being projected to finish ninth. Last season, Tech finished in fifth place after being picked to finish 12th in the official poll of ACC media. Same thing in 2018-19, when Tech finished 10th in the ACC after being projected to finish no higher than 13th in the preseason. Tech also outperformed projections in 2016-17, finishing 11th after being picked to finish 14th in Josh Pastner's first season.

- **Nothing but NET** - Georgia Tech went 9-7 against quad 1 and 2 teams and finished the season No. 41 in the NCAA's NET rankings, and No. 37 in the KenPom.com rankings. Tech's eight-game winning streak elevated the Yellow Jackets as high as No. 34 in the NET and No. 32 in KenPom, which were Tech's highest positions in both rankings during head coach Josh Pastner's tenure.

- **Tech's ACC schedule among strongest** - Georgia Tech went 11-6 against an ACC schedule ranked No. 3 in strength according to KenPom.com. Its schedule had been rated the strongest prior to playing at Wake Forest to finish the season.

- **Tech vs. NCAA teams** - Six ACC teams were the only Tech opponents to make the NCAA field, and the Yellow Jackets went 6-4 against them during the regular season and ACC Tournament. None of Tech's non-conference opponents made the NCAA or NIT fields.

- **Doing it at both ends** - Through the end of the regular season, Georgia Tech ranked No. 6 in the ACC (conference games only) in scoring offense (71.76 ppg) and No. 4 scoring defense (67.29 ppg). Florida State was the only other team to rank sixth or higher in both.

- **On second thought** - After intermission during its eight-game winning streak, the Yellow Jackets shot 55 percent from the floor (126-of-229). Tech shot 50 percent or better the second half of 14 of its 19 ACC games (including the ACC Tournament). In Tech's 13 ACC wins (including the tournament), the Jackets made 55.9 percent (204-365) of their attempts after halftime.

- **MVP** - Michael Devoe just missed making one of the three official All-ACC teams (he was top top vote-getter among the honorable mention players), but he became the fourth Tech player to win the Everett Case Award as the Outstanding Player in the ACC Tournament. The junior guard scored 20 points with three assists and two steals against Florida State in the championship game, and 13 points with seven assists in Tech's quarterfinal win over Miami. Combined, he went 12-of-20 from the floor, 5-of-8 from three-point range.

- **Call me Ush** - Jordan Usher, the fourth Yellow Jacket averaging in double figures in 2020-21, averaged 15.4 points over his last six games (Syracuse, Duke, Wake Forest, Miami, Florida State, Loyola), hitting 38-of-69 shots from the floor (55.1 percent) with 27 rebounds, 17 assists and 13 steals combined in the six games.

- **Ball security** - The Jackets finished the season No. 1 in the ACC and ranked No. 9 nationally in turnover margin (plus-4.58). Tech's margin of plus 4.12 in ACC games also ranked No. 1. Tech led the ACC in turnovers forced (15.73) and was third in fewest turnovers committed (11.15).

## Jackets Receive Top ACC Honors

Moses Wright was named Atlantic Coast Conference Player of the Year and earned a spot on the All-ACC first team, and Jose Alvarado was voted the ACC's Defensive Player of the Year and a second-team All-ACC honoree, highlighting the list of honors awarded to Yellow Jacket players following the team's run to a fourth-place regular-season finish in the ACC.

Wright became the third Yellow Jacket to be named the conference's top player. Mark Price was named by the Associated Press in 1985, and Dennis Scott was honored in 1990 by the Atlantic Coast Sportswriters Association, whose selections are recognized as the official team. Alvarado was the second Tech player to earn Defensive Player of the Year honors, following center Ben Lammers in 2017.

A native of Raleigh, N.C., Wright was the first Tech player to make the All-ACC first team since center Alvin Jones in 2001, and was the overall leading vote-getter in the balloting by the panel. Alvarado, a 6-foot senior, made the second team after being voted to the third-team in 2020. Junior guard **Michael Devoe (Orlando, Fla.)** received honorable mention for the second year in a row, 16th in overall points received.

Further, Alvarado and Wright both were named to the ACC All-Defensive Team, the first time Tech placed two individuals on that unit. Alvarado led the voting for that team, being named on 69 of 76 ballots.

## Eleven Straight ACC Home Wins

Georgia Tech set a program record for consecutive ACC wins at home with 11, a string that began Jan. 25 of the 2019-20 season and ended with a loss to No. 9 Virginia on Feb. 10 of this season.

Date	Opponent	Score
Jan. 25, 2020	NC State	64-58
Feb. 4, 2020	Virginia Tech	76-57
Feb. 12, 2020	#5/5 Louisville	64-58
Feb. 25, 2020	Clemson	68-59
Feb. 29, 2020	Miami	63-57
Mar. 4, 2020	Pittsburgh	73-57
Dec. 29, 2020	North Carolina	72-67
Jan. 3, 2021	Wake Forest	70-54
Jan. 20, 2021	Clemson	83-65
Jan. 30, 2021	#16/16 Florida State	76-65
Feb. 6, 2021	Notre Dame	82-80

## Building Depth

The upward progress of Georgia Tech's program is evident in the development of its recruiting classes under head coach Josh Pastner, each of whom has played significant minutes and made significant contributions on the ACC level. Though not highly-rated in terms of rankings, the players have a wide range of skills and have developed into consistent conference-level performers for the next couple of years.

a. The 2017-18 class of Jose Alvarado, Evan Cole and Moses Wright combined to start 205 games (Cole graduated and transferred after the 2020-21 season). Alvarado and Wright started every game of the 2020-21 season (except for the NCAA Tournament game against Loyola which Wright missed) and were the Jackets' top two scorers and played the most minutes. Wright became Georgia Tech's first ACC Player of the Year since 1990, and Alvarado was named the ACC's Defensive Player of the Year.

b. The 2018-19 class of Michael Devoe, Khalid Moore and Kristian Sjolund combined to start 154 games (Sjolund redshirted before transferring to UTEP after the 2019-20 season). Devoe has started every game the last three seasons and was the Jackets' No. 3 scorer in 2020-21, and also was named the ACC Tournament MVP, while Moore has started 33 games in his career and has been an key contributor in ways that don't always show up in the box



# TECH NOTEBOOK

## Career Games With ...

Double-Figure Points	2021-22	Career
Deebo Coleman	1	1
Michael Devoe	4	63
Rodney Howard	3	3
Khalid Moore	-	7
Bubba Parham	-	+65
Deivon Wmth	1	9
Kyle Sturdivant	2	4
Jordan Usher	4	40

+includes 53 at VMI; \*includes 10 at USC; #includes 1 at USC

20-plus Points	2021-22	Career
Michael Devoe	3	23
Bubba Parham	-	24
Jordan Usher	2	5

30-plus Points	2021-22	Career
Michael Devoe	1	2
Bubba Parham	-	9

10-plus Rebounds	2021-22	Career
Michael Devoe	-	1
Rodney Howard	1	1
Jordan Usher	3	4

Double-Doubles	2021-22	Career
Michael Devoe	-	1
Rodney Howard	1	1
Jordan Usher	2	3

## Tech Among ACC Leaders

All Games	Player	#	Rank
Scoring average	Michael Devoe	23.40	1
	Jordan Usher	15.83	8
Field goal pct.	Michael Devoe	.569	8
	Jordan Usher	.500	t11
3-point FG made	Michael Devoe	3.60	1
	Deebo Coleman	1.83	t15
3-point FG pct.	Michael Devoe	.621	1
Assists	Michael Devoe	5.00	2
Assist/TO ratio	Deivon Smith	2.29	8
	Michael Devoe	1.79	11
Rebound average	Jordan Usher	8.67	14
	Rodney Howard	7.50	11
Blocked shots	Rodney Howard	0.83	t12
Off. reb. average	Rodney Howard	2.83	4
Def. reb. average	Jordan Usher	7.33	3
	Michael Devoe	34.34	4
Minutes Played	Jordan Usher	34.28	5

rankings through games of Nov. 29

score.

c. James Banks III, who transferred from Texas, and Jordan Usher, a transfer from Southern California, started 54 games, contributed 17.7 points, 12.0 rebounds and played 56.2 minutes per game in 2019-20. Banks moved on to play professionally and is in the G League with the New Orleans Pelicans affiliate in Birmingham, while Usher has started every game over two-plus seasons and is the Jackets' No. 2 scorer this season.

## Five-Star Player Development

Notable player development successes over the past four seasons include Josh Okogie, Ben Lammers, Tadic Jackson, Abdoulaye Gueye, James Banks III, Jose Alvarado, Moses Wright and Michael Devoe, who maximized their skill sets and their production under the current coaching staff.

Okogie went from being ranked 11th in the state as a HS senior to a first-round NBA draft pick. Gueye, a 6-9 forward, developed from a project player into an ACC-level contributor in the first two seasons with the current staff, and is now in his fourth season with the Minnesota Timberwolves. Graduate transfer Brandon Alston had similar statistical numbers at the ACC level as he compiled in two seasons at Lehigh, and is now playing professionally overseas.

Banks, a 6-10 center, made the ACC's All-Defensive team twice in two years and finished his career No. 8 in blocked shots at Tech. Wright blossomed at the end of the 2018-19 season and doubled his scoring and rebounding averages in 2019-20 over his sophomore year, doubled again his senior year and was named the ACC Player of the Year. Devoe added more than six points to his scoring average and ranked among the top five in the ACC in field goal and three-point percentage.

Jose Alvarado, a three-star guard out of Brooklyn, N.Y., who started as a freshman, improved his scoring, shooting and ballhandling every year as a Yellow Jacket, finishing his career with 1,429 points and ranking among the top 10 in Tech history in assists, steals and three-point field goals.

## Winning Starts at Home

Georgia Tech and head coach Josh Pastner have worked to make McCamish Pavilion a real homecourt advantage for the program, and the Yellow Jackets made a good start on that by setting a program record for wins at home (17) in 2017-18, including a 7-2 ACC record and two NIT victories.

Tech is 28-16 against ACC teams at home under Pastner, and that includes a 8-9 mark against ranked opponents.

Tech is 64-24 at McCamish Pavilion under Pastner, 107-54 since the building opened for the 2012-13 season.

## Welcome to The Hank

Georgia Tech is playing its 10th season in McCamish Pavilion, which was essentially brand new when it opened for the 2012-13 season. The only physical elements of McCamish Pavilion that remain from the venerable Alexander Memorial Coliseum are the roof and the 32 steel ribs that support it.

The capacity of McCamish Pavilion is 8,600, including 1,665 seats in the new balcony level and 6,935 seats in the lower seating bowl. There are no suites, but there is a club area that seats 500. Alexander Memorial Coliseum seated 9,191 spectators in its final configuration.

The most impressive features of McCamish Pavilion are its grand entrance, which fronts 10th and Fowler Streets, the ability for patrons to view the court from the main concourse all the way around, and the theatrical lighting system, which concentrates light on the court while leaving the seating areas dark, modeled after the Staples Center in Los Angeles and Madison Square Garden in New York.

Tech played 55 seasons in Alexander Memorial Coliseum, compiling a record of 556-194 (.741). Miami was the last team to play Tech in Alexander Memorial Coliseum, a game Tech won, and was the first ACC team to play in McCamish Pavilion on Jan.

5, which Miami won. For the 2011-12 season, Tech played its home games at Philips Arena and the Arena at Gwinnett.

## Three Tech Alumni on NBA Rosters

Since 1982, Georgia Tech has produced 19 first-round NBA draft picks and 46 draft picks overall. A total of 40 Georgia Tech alumni have played in the NBA.

Three former Georgia Tech basketball stars are on NBA rosters in 2021-22, including **Josh Okogie**, drafted 20th overall by the Minnesota Timberwolves in 2018, who is in his fourth season with the team.

**Thaddeus Young**, a 14-year NBA veteran, is now with the San Antonio Spurs after spending the last two seasons with the Chicago Bulls, three seasons with the Indiana Pacers, seven seasons in Philadelphia, one in Minnesota and two in Brooklyn.

**Derrick Favors**, an 11-year veteran, was traded to the Oklahoma City Thunder in the off-season, his third team in the last three seasons. He was a key figure with the Utah Jazz for nine seasons, but became a free agent after the 2018-19 season and signed with New Orleans, where he spent the 2019-20 season, then returned to Utah for the 2020-21 season.

Four former Yellow Jackets are in the G League. Jose Alvarado, the ACC's Defensive Player of the Year in 2021, signed a two-way contract with the New Orleans Pelicans, and has spent time on both the Pelican's NBA team and its G League team, the Birmingham Squadron, where former center James Banks III also is a member. Moses Wright, the 2021 ACC Player of the Year, is a member of the Los Angeles Clippers' G League affiliate, the Agua Caliente Clippers along with former Jacket Kammeon Holsey.

## Arts and Letters

Beginning with Moe Miller and Lance Storrs in the summer of 2011, every four-year senior in the Georgia Tech program has graduated, with the exception 2019 senior Ben Lammers, who is playing pro ball overseas and needs to complete one course, and 2021 senior Jose Alvarado, who likewise needs to complete one course

Eleven different Georgia Tech players have made the ACC All-Academic team since it was established in 2011, with Marcus Georges-Hunt and Tadic Jackson making it twice.

Tech's men's basketball team has recorded the highest Academic Progress Report score the last five years since the NCAA began tracking academic performance in 2004-05. The Jackets scored a perfect team single year APR score of 1000 three straight years from 2011-13.

## BASKETBALL GRADUATES

2012 - Derek Craig, Nick Foreman
2013 - Mfon Udofia, Pierre Jordan (Master's), Brandon Reed
2014 - Kammeon Holsey, Daniel Miller, Jason Morris
2015 - Robert Sampson
2016 - Marcus George-Hunt, Travis Jorgenson
2017 - Josh Heath, Corey Heyward, Kellen McCormick (Master's), Jordan Price (Master's), Rand Rowland, Quinton Stephens
2018 - Tadic Jackson, Ben Lammers (has one course to complete)
2019 - Abdoulaye Gueye, Sylvester Ogbonda, Brandon Alston (Master's)
2020 - Evan Cole
2021 - Shembari Phillips, Malachi Rice, Moses Wright

# TECH NOTEBOOK

## McCamish Pavilion 411

**Name:** McCamish Pavilion (mc-CAM-ish), named for Atlanta insurance executive Hank McCamish who gave the lead gift for the facility

**Capacity:** approximately 8,600 (6935 court level, 1665 balcony level)

**Cost:** \$50 million

**Contractor:** Whiting-Turner

**Architect:** Populous

**Cremins Court:** the court remains named for the former Tech head coach

**Alexander Courtyard:** located at the Fowler Street entrance, honors the former Tech director of athletics and the history of the former Tech home arena named for him

**Grand entrance:** 10th and Fowler Streets, foyer includes graphic representations of retired jerseys and Tech's two Final Four appearances

**Other entrances:** West entrance off Fowler Street (students and media), East entrance from main arena parking (for club patrons)

**Features:** center-hung scoreboard and video boards, mezzanine fascia ribbon boards, theatrical lighting, primarily chairback seating, club area

## Facts and Dates

- 2,500 cubic yards of concrete removed
- 3,000 cubic yards of concrete installed
- 500 tons of new steel installed
- Over 1 mile of new railing installed
- 20,000 gallons of paint used
- 2,000 feet of new mechanical piping
- 2,500 feet of new ductwork
- \$4M in new audio-visual and scoreboards
- 50 TV's throughout the concourse and Callaway Club
- Farthest distance material has traveled to get on site: 4,835 miles
- Shortest distance material has traveled to get on site: 1 mile
- Number of Tech alumni involved in the project: over 100
- Number of days construction took: 520
- Number of 1950's old style Coke bottles found while installing the underground foundations: 11
- Number of new staircases: 13
- Number of new sports lights for the competition floor: Over 300
- 270-degree court view from concourse

**Groundbreaking:** May 5, 2011

**Opening:** October, 2012

**First public event:** Oct. 21, 2012 - Jacket Jam (men's and women's scrimmages)

**First men's game:** Nov. 9, 2012 vs. Tulane

**Head coaches:** Brian Gregory of Georgia Tech, Ed Conroy of Tulane

**Officiating crew:** Karl Hess, Gary Maxwell, Raymond Styons

**TV announce crew:** Tom Werme, Cory Alexander (ACC Network)

**First Tech points:** Marcus Georges-Hunt (2 FT, 18:13, 1st half)

**First basket:** Tulane's Josh Davis (18:44, 1st half)

**Attendance:** 8,600 (sellout)

**First women's game:** Nov. 11, 2012 vs. Tennessee

*Tech played 55 seasons in Alexander Memorial Coliseum, compiling a record of 556-194 (.741). Miami was the last team to play Tech there, a game Tech won, and was the first ACC team to play in McCamish Pavilion, which Miami won. For the 2011-12 season, Tech played its home games at Philips Arena and the Arena at Gwinnett.*

## Tech's NCAA Tournament History

Georgia Tech has played in the NCAA Tournament 17 times in its history. Sixteen of those appearances have occurred from 1985 to the present, 10 under Bobby Cremins and five under Paul Hewitt.

The most recent was 2021, when the Yellow Jackets won the ACC Championship and earned an automatic bid, then fell 71-60 to Loyola Chicago in the opening round of the Midwest Regional.

That ended an 11-year hiatus from the NCAA Tournament that dated back to 2010, when the Yellow Jackets defeated Oklahoma State in the first round before losing to Ohio State in the round of 32 of the Midwest Regional.

Tech has a record of 23-17 in NCAA Tournament play, highlighted by its 2004 trip to the NCAA title game as well as a Final Four berth in 1990. The Yellow Jackets have reached the NCAA Sweet 16 seven times (1960, 1985, 1986, 1990, 1992, 1996, 2004).

The 2004 and 2005 appearances were Tech's first back-to-back appearances since Bobby Cremins led the Institute to the Big Dance nine straight years from 1985-93.

Georgia Tech has won at least one game in 11 of its 17 previous NCAA Tournament appearances.

## Tech's ACC Tournament History

Georgia Tech has played in 41 ACC Tournaments, and has a 28-37 all-time record in the event. The Yellow Jackets have won four championships, in 1985 (Atlanta), 1990 (Charlotte), 1993 (Charlotte) and 2021 (Greensboro).

Tech has been a runner-up four times (1986, 1996, 2005, 2010). The 1986, 1996 and 2010 runs to the finals occurred in Greensboro. Tech also made the finals in 2005 at the Verizon Center in Washington, D.C.

Tech was 0-2 in the ACC Tournament under coach Dwane Morrison, 15-16 under Bobby Cremins (including all three titles), 9-11 under Paul Hewitt (runner-up in 2005 and 2010), 2-5 under Brian Gregory, and 1-3 under Josh Pastner.

Tech did not play in the 2020 tournament while serving an NCAA postseason ban.

# BIO UPDATES

## Head Coach Josh Pastner • 6th season at Tech

After guiding Memphis to five post-season berths in seven seasons as the Tigers' head coach, Josh Pastner became Georgia Tech's 14th head basketball coach on April 8, 2016.

Implementing a high-energy style of play and creative offensive and defensive schemes, and building the Jackets' talent base for the future, Pastner has established the Yellow Jackets as one of the top defensive teams in the nation, while he and his staff have steadily improved the team's offense to be ranked in the top half of the Atlantic Coast Conference the last two years. Those efforts, as well as improving efforts in recruiting, produced Georgia Tech's first ACC Championship in 28 years and its first berth in the NCAA Tournament in 11 years in the 2020-21 season.

Pastner has tirelessly promoted the program on campus and throughout the city of Atlanta in an effort to re-create the major homecourt atmosphere that surrounded the Yellow Jackets throughout the 1980s, 1990s and into the middle of the 2000s. The result has been numerous wins, high excitement and 13 sellouts in four pre-pandemic seasons at McCamish Pavilion, and a school-record 11 consecutive home ACC wins over the 2019-20 and 2020-21 seasons.

Six of his players - guards Josh Okogie, Jose Alvarado and Michael Devoe, as well as frontcourt players Ben Lammers, James Banks III and Moses Wright - have earned Atlantic Conference honors during his tenure. Okogie, in particular, developed from an under-the-radar high school prospect into a highly-regarded NBA prospect, having played three years in the league, while Lammers and Banks have gone on to play professionally overseas.

In his fifth year at the helm in 2020-21, Pastner guided Georgia Tech to the ACC Championship, the Yellow Jackets' first since 1993, and a berth in the NCAA Tournament, the first since 2010. The Jackets also earned their highest regular-season ACC finish and tournament seed (4th for both) since the program's nationally-runner-up team in 2004. Tech's 17-9 overall record was its best by winning percentage since 2004, and its 11-6 ACC record was the fourth-highest by winning percentage in the program's 42-year history in the conference. Tech achieved its highest rankings in under Pastner in such categories as offensive efficiency, scoring, field goal percentage, three-point percentage and fewest turnovers, while maintaining its high level of play on the defensive end of the court.

Wright was named the ACC Player of the Year, Tech's first since 1990, and made the All-ACC first-team, while Alvarado was voted the ACC's Defensive Player of the Year and made the All-ACC second-team. Devoe earned honorable mention All-ACC recognition for the second straight year, and was named the Most Outstanding Player in the ACC Tournament.

That came on the heels of a successful 2019-20 campaign, in which the Yellow Jackets posted a 17-14 record, winning nine of its last 12 games, including six of the last seven. Tech finished with the program's first winning ACC record since 2004, its highest ACC finish since 2005 (fifth) and its most conference victories (11-9 record) since 1996.

The Jackets ranked No. 17 in the nation in defensive efficiency while finishing ninth in the ACC in scoring against league teams, second in field goal percentage and sixth in three-point percentage. Three players - Jose Alvarado (All-ACC third team), Michael Devoe (All-ACC honorable mention) and center James Banks III (ACC All-Defensive team) - earned conference honors.

Pastner, 44, compiled a 167-73 record over seven seasons as the head coach at Memphis, where the Tigers earned bids to the NCAA Tournament four times. Pastner's Memphis teams averaged 23.9 wins per season and compiled a conference regular-season record of 82-36, including a conference winning streak of 28 games. The Tigers went 11-4 in Conference USA and American Athletic Conference tournaments, including three championships.

He guided Memphis to five post-season berths, the NIT in 2010 and the NCAA Tournament in 2011, 2012, 2013 and 2014. Pastner twice won Conference USA Coach of the Year honors (2010, 2013) by various organizations and news media.

Pastner was born in Glen Dale, W.Va., and grew up in Kingwood, Texas. He earned his bachelor's degree in family studies in December of 1998, in just two and a half years, from Arizona and his master's degree in teaching and teacher education from Arizona in December of 1999, all while lettering four years in basketball under head coach Lute Olson.

He married the former Kerri Lamas of Sierra Vista, Ariz., in 2009. He has a stepson (Ethan), three daughters, Payten, Kamryn and Harper, and a newborn son, Cason.

### Pastner as a Head Coach

Season	School	Overall	Conference	Postseason
2009-10	Memphis	24-10	13-3/2nd	NIT second round
2010-11	Memphis	25-10	10-6/4th	NCAA Tournament
2011-12	Memphis	26-9	13-3/1st	NCAA Tournament
2012-13	Memphis	31-5	16-0/1st	NCAA Tournament, round of 32
2013-14	Memphis	24-10	12-6/t-3rd	NCAA Tournament, round of 32
2014-15	Memphis	18-14	10-8/t-5th	
2015-16	Memphis	19-15	8-10/7th	
<b>at Memphis</b>	<b>7 years</b>	<b>167-73</b>	<b>82-36</b>	
2016-17	Georgia Tech	! 21-16	! 8-10/11th	NIT finals!
2017-18	Georgia Tech	! 13-19	6-12/13th	
2018-19	Georgia Tech	14-18	6-12/10th	
2019-20	Georgia Tech	17-14	11-9/5th	
2020-21	Georgia Tech	17-9	11-6/5th	ACC Champions, NCAA Tournament
2021-22	Georgia Tech	5-1	0-0	
<b>at Georgia Tech</b>	<b>6 years</b>	<b>! 87-77</b>	<b>! 42-49</b>	
<b>Career</b>	<b>12 years</b>	<b>! 254-150</b>	<b>! 124-85</b>	

! On-court record (22 wins and one loss from 2016-17 and 2017-18 seasons, as well as Tech's NIT appearance, vacated by the NCAA Committee on Infractions)

### Pastner Resume

- Head coach, Georgia Tech (2016-present)
- Head coach, Memphis (2009-16) - 4 NCAA Tournaments, 1 NIT, 4 Conference USA titles
- Assistant coach under John Calipari, Memphis (2008-09) - NCAA Sweet 16, C-USA champions
- Assistant coach under Lute Olson, Arizona (2002-08) - 6 NCAA Tournaments, 2 Pac-10 titles
- Basketball staff assistant under Lute Olson, Arizona (2000-02) - Pac-10 champions in 2002
- Played collegiately for Lute Olson, Arizona (1996-2000) - 4 NCAA Tournaments, 1997 National Champions, 2 Pac-10 titles

## Also on the Bench

### ERIC REVENO

#### Associate Head Coach • 6th season at Tech

Eric Reveno, served 10 years as the head coach at the University of Portland, joined Josh Pastner's men's basketball staff at Georgia Tech as assistant coach on May 6, 2016. He was promoted to associate head coach on Nov. 1, 2019.

Working primarily with Tech's post players, Reveno has overseen some of the Yellow Jackets' greatest successes in player development, including 6-10 center Ben Lammers, who became a second-team All-ACC performer and the conference's Defensive Player of the Year in his final two seasons; 6-9 reserve forward, Abdoulaye Gueye, who developed into a significant contributor for the Yellow Jackets in his final two seasons, 6-10 transfer James Banks III, who after playing limited minutes at Texas became one of the ACC's top defensive players, making the ACC's All-Defensive team twice. He also had a hand in the rise of 6-9 forward Moses Wright from unheralded recruit to ACC Player of the year in 2021.

Reveno's penchant for analytics has led the Jackets to adopt advanced new methods and technologies to help the team's performance, such as the Noah shot-tracking systems in the Zelnak Practice Facility and the McCamish Pavilion main floor.

### JULIAN SWARTZ

#### Assistant Coach • 6th season at Tech

A 19-year coaching veteran, including 12 years on the NCAA Division I level, Julian Swartz was named an assistant coach on Josh Pastner's staff in August of 2018.

Swartz, 41, is responsible for on-court development of Tech players and focuses his efforts on the Yellow Jackets' defensive schemes as well as handle recruiting responsibilities. He helped guide Tech's defense to a national ranking of No. 37 in efficiency in 2018-19 and No. 17 in 2019-20, according to KenPom.com, and the Yellow Jackets also ranked among the top 15 in effective field goal percentage and three-point defense. In 2020-21, Tech used its trademark defenses in a completely different way, becoming the top team in the ACC and one of the best in the nation in forcing turnovers and steals to boost its offense.

Swartz's recruiting efforts have been central to the Jackets' last two recruiting classes, and he has been ranked No. 6 among college basketball recruiters by 247Sports. Tech's 2021 class of guards Dallon "Deebo" Coleman and Miles Kelly and forward Jalon Moore was ranked the 15th-best in the nation.

### ANTHONY WILKINS

#### Assistant Coach • 4th season at Tech

Anthony Wilkins, an Atlanta native who spent the past five seasons on the coaching staff at Tulane University, joined Georgia Tech's basketball staff in June of 2018.

Wilkins, 41, served as an assistant coach for four seasons at Tulane after serving as director of basketball operations during his first year with the Green Wave. At Tulane, Wilkins handled game strategy and scout prep responsibilities along with player development and recruiting duties. He also had six years of professional playing experience prior to entering the coaching world.

Focusing his on-court efforts with Tech's offense, the Yellow Jackets have made significant strides in his three seasons on The Flats, helping elevate the Jackets into the top half of the ACC in scoring, field goal percentage, three-point shooting and ballhandling. In 2020-21, Tech achieved its highest national ranking on offensive efficiency (23rd according to KenPom.com), and its highest ACC rankings in scoring (6th), field goal percentage (2nd), three-point percentage (3rd) and fewest turnovers (3rd). He helped develop Tech's guard tandem of Jose Alvarado and Michael Devoe into two of the ACC's top 10 scorers the last two years, and is credited with developing the perimeter skills of Moses Wright, the ACC Player of the year in 2021.

## BIO UPDATES (see game-by-game stats and career highs in stat pack)

### 30 • Coleman Boyd • G • 6-1 • 178 • Jr.

- Non-scholarship guard who enrolled at Tech for the summer term in 2019
- Played in four games as a freshman, scoring five points with two assists and a steal ... Drove for a layup against Hawaii for his first collegiate points, and hit a three-pointer against Morehouse
- All-state point guard from Georgia private school powerhouse Mt. Bethel Christian Academy
- Four-year letterwinner and captain at Mt. Bethel, which won state Georgia Independent Christian Athletic Association (GICAA) championships in 2017 and 2019, and reached the final four in 2016 and 2019 ... Team went 97-26 in his four years
- Earned all-region and honorable mention all-state honors in 2019 by the Georgia High School Association
- Played at Mt. Bethel for his father, Cal, a longtime successful high school coach in the Atlanta area and a standout basketball player at Wake Forest following a legendary high school career at Campbell High School in Smyrna

### 10 • Dallan "Deebo" Coleman • G • 6-6 • 215 • Fr.

- First name pronounced "DELL-un," but goes by Deebo (DEE-bo)
- Four-star wing guard who had been the highest-rated high school prospect to sign with the Yellow Jackets
- Named Florida's Mr. Basketball as well as the Florida Class 4A Player of the Year as a senior
- Wing guard off to a strong start averaging 7.7 points with two double-figure games, and hitting 55.6 percent of his shots from the floor ... Scored game-high 19 points vs. Lamar, 12 vs. Stetson
- Has hit 11-of-19 from three-point range in Tech's last five games, hitting his first four tries each against Stetson and Lamar
- Born and raised in Memphis, Tenn., spent his high school years in Jacksonville, Fla., area, where his father, Ran, took a high school head coaching position
- Consensus four-star prospect, rated at No. 48 in the class of 2021 according to the 247Sports Composite rankings ... ESPN ranked him No. 32 overall and No. 7 among shooting guards, 247Sports had him No. 68, No. 15 at his position
- Averaged 24.7 points, 9.0 rebounds and 4.2 assists as a senior for the Warriors, who turned around their season in mid-year with a 14-game winning streak and led them to the Florida High School Athletic Association final four
- Finished his West Nassau career with 2,539 points, second in the region's history behind only Fletcher's Myron Anthony during the 1990s
- Had 38 double-doubles at West Nassau, 19 of those as a senior.

### 33 • Brayden Daniels • G • 6-4 • 170 • Fr.

- Non-scholarship guard who joined the Yellow Jackets' program for the fall 2021 semester
- Son of former Georgia Tech football player Conrad Daniels (1995-99)
- Nephew of former Georgia Tech Hall of Fame track star Lynn Houston Moore (1994-98) and former Tech basketball star Clarence Moore (1999-2004)
- Also nephew to former Tennessee and NBA basketball star Allan Houston
- Attended and lettered four years in basketball the Christian Academy of Louisville (Ky.)
- Named to the All-Seventh Region team in Kentucky by the Louisville Courier-Journal as a senior
- Scored over 1,000 points in his high school career

### 0 • Michael Devoe • G • 6-5 • 191 • Sr.

- Preseason All-ACC second-team choice by ACC media (top vote-getter on second team) ... Named one of the nation's top 20 guards by writer C.L. Moore of The Athletic
- High scoring guard his entire career who has developed into a standout all-around player
- Leads the nation in three-point percentage (62.1 pct.) and ranks No. 5 in scoring (23.4 ppg) ... Leads the ACC in both categories ... Also tops ACC in 3pt FG per game (3.60), 15th in nation
- Also sports career-high averages in rebound average (5.4 rpg) and assist average (5.0 apg), and has a 25:14 assist/turnover ratio ... Also team leader in steals with eight
- Missed Charleston Southern game and did not start against Georgia Southern due to flu symptoms ... Entered Georgia Southern game midway through the first half and never came out, scoring 26 points (8-16 FG, 5-9 3pt FG) with five assists to lead the Jackets back from a 14-point deficit
- Scored career-high 37 points at Georgia, hitting 14-of-18 FG, 4-of-5 3pt FG, nine of his points in the final 4:34 minutes as Tech finished the game on a 17-5 run ... Scored 34 in same building two years earlier
- Smooth, left-handed combo guard with a high basketball IQ who earned honorable mention All-Atlantic Coast Conference honors for the second straight year in 2020-21
- Won the Everett Case Award as the ACC Tournament's Most Outstanding Player after scoring 20 points with three rebounds, three assists and two steals in Tech's ACC Championship win over FSU ... Scored 13 with seven assists in quarterfinal win over Miami ... Hit 12-of-20 FG and 5-of-8 from three in the two games
- Played at a higher level in ACC games, averaging 16.1 points per game (No. 9 in the conference) while connecting on 41.2 percent of his three-point tries
- Ranked No. 2 in the ACC in three-point field goals per game (2.47) in conference games, and

- was No. 3 in percentage ... Made a career-high seven threes in 11 attempts at Miami (part of his season-high 29 points), and went 6-of-7 in Jan. 20 win vs. Clemson
- Averaged 15.0 points per game overall (10th in ACC), ranked No. 5 in the ACC in 3-point FG made (2.23), 10th in assists (3.35)
- Tech's No. 2 rebounder (4.3 rpg) and No. 2 assist man last season ... Hit 40 percent of his threes overall and 75.3 percent from the foul line
- Has hit 42.2 percent of his three-point shots over his career, and has risen to 12th place on the Tech career list with 172 three-pointers ... Has hit 42.9 percent against the ACC over his career.
- Has jumped from 36th to 27th on the Tech career points list with 1,266 points ... Also tied for 17th in assists (289)
- Scored 20 or more points eight times in 2020-21, 23 times in his career ... Scored in double digits 64 times in his career

### 2 • Saba Gigiberia • C/F • 7-1 • 248 • So.

- Name pronounced "SOBB-uh GEE-GEE-buh-REE-uh" *with a hard G*
- Has seen action in five games, averaging 7.0 minutes, 2.0 points and 2.0 rebounds ... Six points, three rebounds vs. Charleston Southern
- Played short minutes in eight games in 2020-21, with a high of 10:01 vs. Delaware State (2 pts, 6 reb) ... Scored buckets in four games, including his first 3-pointer vs. Clemson
- Four-star post prospect originally from the Republic of Georgia who played his high school basketball in the United States
- Excellent basketball IQ who can play with his back to the basket or facing the basket, has a 7-foot-4 wingspan
- Grew up playing rugby, but said his grandfather encouraged him to switch to basketball at 12 because of his height ... Developed well and earned a spot with a club in Spain at 14 years old, where he played for two years before leaving for the U.S. at age 16
- Played his final year of high school at Prolific Preparatory School in Napa, Calif., ranked as high as No. 72 nationally (247Sports) and No. 14 at his position ... Played at Findlay Prep his junior year.
- Played for his home country of Georgia in the FIBA U16 European Division B Championship in 2017, and in the FIBA U18 European Division B Championship in 2019.

### 43 • Jermontae Hill • G • 6-6 • 198 • Fr.

- Skilled forward who turned down scholarship offers from Boston College and St. John's to walk-on at Georgia Tech (also East Carolina, Florida, Florida State and Kansas State according to 247Sports)
- Ranked as high as the No. 22 player in the state of Georgia according to 247Sports and the No. 67 small forward in the nation ... Ranked among 247's top 100 at one time
- Playmaking wing who can defend various positions and bring toughness to the perimeter
- Prepped following high school at DME Sports Academy in Daytona, Fla.
- Before that, he attended Tucker High School, where he earned first-team all-state honors in Class AAAAAA by the Atlanta Journal-Constitution as a senior in 2020, second-team all-state choice by Hoopseen
- Also named player of the year in the Class AAAAAA South by the Georgia Athletic Coaches Association.

### 24 • Rodney Howard • C/F • 6-10 • 246 • Jr.

- In his second season as Tech after transferring from Georgia, won the starting center job in the preseason and is improving each game
- Averaging 8.5 points and 7.5 rebounds over six games, hitting 63.2 percent of his shots from the floor ... Averaging just over 28 minutes a game
- Has scored in double digits three times, including a career-high 12 points (6-6 FG) with six rebounds vs. Charleston Southern, playing the final 16:58 with four fouls
- Posted his first career double-double against Miami with career highs of 10 points and 14 rebounds ... Eight points, seven rebounds at Georgia, all in the second half as he played with four fouls.
- Also an effective passer from the post, averaging 2.7 assists, 16 over Tech's last five games against just eight turnovers
- Started Tech's first two games in the post in 2020-21, with highs of six points and four rebounds against Mercer, but played limited minutes thereafter as Tech went to a small lineup
- Played in 12 ACC games (DNP vs. Virginia on Feb. 10, Syracuse) for 66 total minutes as he has worked his way into more playing time ... Played 11 of the last 13 games of the season
- Scored a season-high eight points (4-7 FG) in season-high 16:35 at Miami ... Six points (2-2 FG, 2-2 FT) with five rebounds at Wake Forest ... Played 18 key minutes off the bench in the ACC quarterfinal against Miami when Moses Wright incurred foul trouble
- Played in 24 games as a freshman at Georgia, including a pair of starts, as Georgia ... Averaged 1.3 points, 1.5 rebounds and 0.6 blocks in 7.3 minutes of action per game, hitting 13-of-23 shots from the floor (56.5 pct.)

**BIO UPDATES (see game-by-game stats and career highs in stat pack)****35 • Jehloni James • F • 6-6 • 192 • Jr.**

- Non-scholarship player who joined the Tech program for the fall, 2019 semester
- Played in four games in 2020-21, logging a high of 4:38 against Delaware State ... Grabbed three rebounds in a 3:48 stint in Tech's win at Miami
- Played in all six games off the bench so far, scoring season-high eight points (4-6 FG) against Charleston Southern, seven points each against Stetson and Lamar
- Hit 50 percent of hit shots from the floor this season, 3-of-13 on threes
- Season high eight points (4-6 FG) with two assists and two steals and no turnovers vs. Charleston Southern
- Consensus four-star No. 87 in the 247Sports composite rankings – No. 90 by 247Sports (No. 22 among shooting guards) and No. 94 overall by Rivals (No. 24 among at his position)
- His 17.3 points per game, 3.4 3-pointers made per game and 46.1-percent 3-point percentage all ranked second on the team for the undefeated (27-0) Tigers, who averaged more points per game (114.3) than any other Hargrave team on record
- Helped lead the Tigers to a 31-1 overall record, losing only to DME Academy in the opening round of the National Prep Championship, where they were the No. 2 seed
- Starred at Parkview High School in Lilburn, Ga., before transferring to Hargrave, averaging 19.1 points, 5.8 rebounds and 2.0 steals ... Was named second-team all-county

**13 • Miles Kelly • G • 6-5 • 171 • Fr.**

- Atlanta-area native who spent his senior year of high school at Hargrave Military Academy in Virginia, after prepping at Parkview High School in Lilburn
- Prospects soared after having been unranked in recruiting services
- Played in all six games off the bench so far, scoring season-high eight points (4-6 FG) against Charleston Southern, seven points each against Stetson and Lamar
- Hit 50 percent of hit shots from the floor this season, 3-of-13 on threes
- Season high eight points (4-6 FG) with two assists and two steals and no turnovers vs. Charleston Southern
- Consensus four-star No. 87 in the 247Sports composite rankings – No. 90 by 247Sports (No. 22 among shooting guards) and No. 94 overall by Rivals (No. 24 among at his position)
- His 17.3 points per game, 3.4 3-pointers made per game and 46.1-percent 3-point percentage all ranked second on the team for the undefeated (27-0) Tigers, who averaged more points per game (114.3) than any other Hargrave team on record
- Helped lead the Tigers to a 31-1 overall record, losing only to DME Academy in the opening round of the National Prep Championship, where they were the No. 2 seed
- Starred at Parkview High School in Lilburn, Ga., before transferring to Hargrave, averaging 19.1 points, 5.8 rebounds and 2.0 steals ... Was named second-team all-county

**11 • Tristan Maxwell • G • 6-2 • 209 • So.**

- High-scoring and record-setting guard who was named the North Carolina state player of the year by the Charlotte Observer and MaxPreps following his senior year
- Has yet to play this season due to a combination of dental problems and a bout with the flu
- A consensus three-star rating with a ranking as high as No. 198 nationally, and No. 37 at his position
- Missed most of Tech's preseason practice last season with a broken bone in his right foot, had a setback in recovery in January and has played only one game as a result ... Saw his only action against Delaware State (3 points on free throws in 8:12)
- Son of Vernon Maxwell, a former University of Florida All-American and longtime NBA veteran and champion with the Houston Rockets
- The first Charlotte, N.C., area prospect to sign with Georgia Tech since Anthony Morrow in 2005
- Double-figure scorer for North Mecklenburg High School since his freshman year, earning all-conference honors four years and all-state honors as a junior and senior
- Became the school's all-time leading scorer his senior year (finished with 2,253 points, 20th-most all-time in the state) and set the school mark for three-point field goals (finished with 331) by the end of his junior year
- North Mecklenburg compiled a record of 104-12 in his four years on the team, winning its conference and reaching the sectional finals each year

**23 • Jordan Meka • C/F • 6-8 • 225 • So.**

- Last name pronounced "MECK-uh"
- Third member of Tech's rotation at the "5" position, coming off a freshman season in which he played in just one game before undergoing back surgery
- Played in two games this season (Stetson and Lamar), averaging 4.7 minutes and attempting one shot ... Took one rebound in each game
- Played eight minutes vs. Mercer on Nov. 27 last season before missing the remainder of the season
- Multiple all-state and all-Atlanta Metro performer with a 7-foot-1 wingspan
- Ranked as high as No. 129 nationally and No. 26 at his position by 247Sports (power forward)
- Enjoyed a record-breaking career at Mount Bethel Christian Academy, setting school records for points, rebounds and blocked shots
- High-level student academically, originally from Yaoundé, Cameroon, moved to the United States in 2016
- Earned all-state honors in Mount Bethel's classification (A-private) every year since his freshman year, including player of the year honors as a sophomore
- Led the Eagles to a pair of state Georgia Independent Christian Athletic Association (GICAA) titles in 2017 and 2018, and to the Class A semifinals as a junior in 2019 ... Reached the A-private state playoffs in 2020 and finished second, beating the No. 4, No. 9 and 15 teams along the way ... Four-year record of 87-36
- Set career school records for points with 1,670, surpassing current Tech guard Coleman Boyd, rebounds (920) and blocked shots (>400)

**14 • Jalon Moore • F • 6-6 • 211 • Fr.**

- Athletic forward who earned all-state honors in Alabama, and was rated a three-star prospect
- Played briefly in two games so far, scoring four points in four minutes vs. Stetson
- Slashing type scorer who can get to the rim and is comfortable in transition
- Long and athletic player who can guard multiple positions
- First name pronounced "JAY-lun"
- Consensus three-star prospect, from Gardendale High School in Gardendale, Ala., where he earned all-state honors as a junior in 2019-20
- Ranked No. 120 overall in the 247 composite rankings in the class of 2021 (No. 27 among small forwards), and No. 146 by Rivals (35th at his position)
- Averaged 21.7 points, 9.0 rebounds, 2.6 assists and 1.5 blocked shots per game as a senior at Gardendale, hitting 57 percent of his shots from the floor and 33 percent of his three-point tries
- As aa junior, he averaged more than 20 points and 10 rebounds per game, was an ASWA (Alabama Sports Writers Association) All-State selection and was also named to the Class AAAAAA All-Area 11 team.

**12 • Khalid Moore • F • 6-7 • 208 • Sr.**

- First name pronounced "kuh-LEED"
- Athletic and long (7-foot, 0.5-inch wingspan) forward with good scoring ability and basketball IQ, and an excellent defender
- Kept his starting position from the end of last season at the small forward spot, and can play the "4" or "5" when Tech utilizes a small lineup
- Scored five points in each of the first three games this season, and is averaging 21.6 minutes ... Seven steals is No. 2 on the team
- Started the last nine games of the season, coinciding with Tech's eight-game winning streak and NCAA Tournament loss ... Averaged 5.9 points, 3.3 rebounds in more than 30 minutes per game over that stretch ... Played more than 30 minutes in six of the games ... Had 11 total starts
- Was assigned to defend the Pitt's ACC-leading scorer and rebounder, Justin Champagnie ... Held him to 13 points, six under his average, on six FG attempts, and six rebounds, half his average, and scored seven points with a pair of 3-point field goals in a season-high 37:35
- Scored nine points, matching his ACC high for the year, with five rebounds and six assists (no turnovers) against Syracuse ... Seven points, six boards March 2 vs. Duke
- Averaged 4.8 points and 3.0 rebounds in 23.9 minutes per game for the season (ACC games: 4.1 ppg, 2.9 rpg, 24.1 mpg)
- Key player in Tech's win at Nebraska with season highs of 11 points (5-7 FG) and eight rebounds ... Had four points, six rebounds, four assists Dec. 15 at Florida State ... Matched career high with 11 vs. Delaware State (2-3 FG, 2-2 3pt FG, 5-6 FT)
- Started 38 games in his career, scored in double figures six times
- Does a lot of things that don't show up in the box score, good passer, moves well without the ball, keeps Tech offense moving, and his length and activity is an asset on defense ... Plus/minus rating generally on the positive side
- Came from the same high school (Archbishop Molloy) as Yellow Jackets' legendary point guard Kenny Anderson, and played on the same AAU team as teammate Jose Alvarado

**BIO UPDATES (see game-by-game stats and career highs in stat pack)****3 • Bubba Parham • G • 5-10 • 161 • Sr.**

- Last name pronounced "PARR-um"
- Currently sidelined for an indefinite period of time after undergoing surgery Oct. 26 to repair a torn meniscus in right knee
- Atlanta-area product who transferred to Georgia Tech following two standout seasons at VMI, where he made the All-Southern Conference team as a sophomore and was named SoCon Freshman of the Year
- Deep range three-point shooter who can score in a variety of ways despite his small stature
- Averaged 6.7 points in 2020-21, including six double-figure efforts - 17 vs. Kentucky, 16 vs. Mercer, 14 vs. Georgia State, 13 vs. FAMU ... Scored 12 points at Clemson and 11 vs. Pitt, hitting 7-17 FG, 4-11 3pt FG
- Had a good ACC Tournament, scoring nine points against Miami and five against FSU (5-10 FG, 2-5 3pt FG) in 23 total minutes
- Drained three 3-point field goals against North Carolina, two of them as Tech rallied from a 61-53 second-half deficit to win the game ... Also had three triples each against Kentucky and Pitt
- Came off the bench in Tech's first two games, then started nine straight before missing the FSU game due to death in the family, and averaged 27 minutes per game ... Came off the bench in Tech's last eight games before the NCAA Tournament, getting a start against Loyola Chicago in place of Moses Wright
- Had team's best turnover rate, just 13 against 36 assists in 674 minutes ... Had 31 games with zero or one turnover at Tech
- In ACC games, averaged 4.8 points and 1.3 assists with just nine turnovers in 16 games ... 18-of-50 on three-pointers (36 pct.)
- Twelve career double-digit games at Tech ... In three career games vs. Kentucky, averaged 20.7 points (22-of-37 FG, 15-of-26 3pt FG)
- Scored 1,452 points in his career, 327 of those at Tech, and has 231 career three-point field goals (57 at Tech)

**5 • Deivon Smith • G • 6-1 • 172 • So.**

- First name pronounced "DAY-von"
- Former four-star high school prospect from Georgia who played his freshman year at Mississippi state and transferred to Georgia Tech, enrolling for the 2021 summer term
- Came off the bench in Tech's first four games and started against Charleston Southern in place of Michael Devoe, who was ill ... Averaged 24.1 minutes ... Missed the Georgia Southern game with flu symptoms
- Scoring 7.6 points with 3.2 assists per game (16:7 assist/turnover ratio)
- Scored season-high 11 points vs. Charleston Southern, high of five assists vs. Lamar
- An explosive true point guard with dynamic court vision who excels in transition and is an exceptional finisher with both hands at the rim
- Started the first three games of the season and five in SEC competition (eight starts altogether) as a freshman at Mississippi State
- Averaged 5.2 points, 3.6 rebounds and 2.9 assists across 33 games for the Bulldogs, who went 18-15 overall and reached the championship game of the NIT
- Had a 97:56 assist/turnover ratio, shot 33.9 percent from the floor, 27.9 percent from three-point range and 61.5 percent from the foul line
- Better in SEC games, averaging 5.6 points, 3.6 rebounds and 3.0 assists in helping MSU go 8-10 in conference
- Was invited to participate in the USA Basketball U19 Team Trials for the FIBA World Cup for Men, made the initial cut to 17 players, but did not make the final 12-man roster

**1 • Kyle Sturdivant • G • 6-2 • 197 • Jr.**

- In his second season at Tech after transferring from Southern California
- Started all six games this season, averaging 22.7 minutes, 7.5 points and 2.0 assists ... 13:7 assist/turnover ratio
- Scored in double figures in Tech's last two games, including 11 with three assists last time out against Georgia Southern.
- Scored career-high 17 points against Charleston Southern, hitting 7-of-13 FG, with three assists in a career-high 31 minutes
- Played in every game off the bench for Tech in 2020-21, averaging 3.5 points while posting a solid 27:17 assist/turnover ratio
- Averaged 7.3 points across Kentucky/Nebraska/FSU games early in the year after going scoreless in first two ... Hit for a season-high 15 points (5-6 FG, 4-4 FT) with three assists against Kentucky
- Key factor off the bench in the ACC Tournament ... Scored five points each against Miami and FSU ... Hit a pair of field goals, including a three, against the Hurricanes, and went 5-for-6 from the foul line in the closing minutes against FSU ... Did not turn the ball over in either game in 28 total minutes
- ACC high was seven points against Wake Forest and Clemson (5-9 FG combined) ... Scored four in second meeting vs. FSU, five at Louisville, four vs. Notre Dame ... Averaged 3.4 points (44.9 pct. FG) and 10.9 minutes in conference games
- Made the All-ACC Academic Team in 2020-21
- First Norcross High School alumnus to join the Tech program since Gani Lawal (2007-10)
- Played in 21 games as a freshman at USC, averaging 8.3 minutes, 2.0 points and 1.1 rebounds while hitting 34.8 percent of his shots from the floor ... Recorded 25 assists over 22 turnovers

**4 • Jordan Usher • G/F • 6-7 • 220 • Sr.**

- Atlanta-area product in his second full season at Tech after transferring from Southern California
- Strong wing with size, a high motor and the ability to get to the rim and create scoring opportunities ... His athleticism and strength make him a force both offensively and defensively
- Became eligible mid-season in 2019-20 and has started all 54 games since, manning the wing spot on the floor and sometimes playing the post
- Off to a strong start, averaging 15.8 points, career-best 8.7 rebounds (double his 2020-21 average), and 3.0 assists
- Scored 54 points (22-40 FG) in his last three games, including 21 in Tech's victory at Georgia and a career-high 24 vs. Charleston Southern
- Scored six of his points in the final three minutes as Tech pulled away at Georgia ... Notched second double-double of the season (third career) by adding 11 rebounds vs. Charleston Southern
- Notched a double-double with 14 points and 11 rebounds against Stetson
- Has at least two assists in each game this season, at least one steal in every game
- Unsung leader and major contributor in 2020-21 who averaged 11.6 points (fourth on the team) and 2.8 assists while grabbing 4.2 rebounds (third on the team) and 1.6 steals per game ... Connected on exactly 50 percent of his field goal tries
- Averaged 15.4 points and 4.5 rebounds over the final six games of the season, hitting 38-of-69 from the floor (55.1 percent) with 17 assists and 13 steals ... Broke a three-game scoring slump with 19 against Syracuse (7-11 FG), adding a seven rebounds, a career-high seven assists and three steals ... Scored 14 each against Duke and Wake Forest
- Made the ACC All-Tournament team after scoring 15 points each against Miami and FSU ... Went 12-of-27 from the floor combined with five rebounds, five assists and four steals ... Scored 15 points (7-9 FG) with five rebounds against Loyola Chicago in the NCAA Tournament
- Averaged 11.6 points and 3.8 rebounds in ACC games, while hitting 49.7 percent from the floor, 31.1 percent from three-point range
- Recorded his first career double-double with 15 points and 10 rebounds against Georgia State in last year's season opener
- Notched 31 double-digit games at Tech, 18 of those in 2020-21



# 2021-22 SEASON STATISTICS AND RESULTS

## Game Records

Record	Overall	Home	Away	Neutral
ALL GAMES	5-1	4-1	1-0	0-0
CONFERENCE	0-0	0-0	0-0	0-0
NON-CONFERENCE	5-1	4-1	1-0	0-0

## Score by Periods

Team	1st	2nd	OT	TOT
Georgia Tech	221	234	0	455
Opponents	181	216	0	397

## Team Box Score

No.	Player				Total		3-Point		F-Throw		Rebounds											
		GP-GS	MIN	AVG	FG-FGA	FG%	3FG-3FGA	3FG%	FT-FTA	FT%	OFF	DEF	TOT	AVG	PF	DQ	A	TO	BLK	STL	PTS	AVG
0	DEVOE, Michael	5-4	171:41	34.3	41-72	.569	18-29	.621	17-23	.739	3	24	27	5.4	8	0	25	14	0	8	117	23.4
4	USHER, Jordan	6-6	205:42	34.3	39-78	.500	6-21	.286	11-19	.579	8	44	52	8.7	15	1	18	17	3	6	95	15.8
24	HOWARD, Rodney	6-6	172:55	28.8	24-38	.632	0-0	.000	3-8	.375	17	28	45	7.5	19	1	16	10	5	3	51	8.5
10	COLEMAN, Dallan "Deebo"	6-1	136:32	22.8	15-27	.556	11-20	.550	5-7	.714	0	12	12	2.0	15	1	4	7	0	1	46	7.7
5	SMITH, Deivon	5-1	120:24	24.1	15-41	.366	3-6	.500	5-9	.556	5	9	14	2.8	15	0	16	7	0	6	38	7.6
1	STURDIVANT, Kyle	6-6	136:21	22.7	15-35	.429	2-9	.222	13-20	.650	0	12	12	2.0	5	0	13	7	1	4	45	7.5
13	KELLY, Miles	6-0	72:19	12.1	11-22	.500	3-13	.231	1-2	.500	2	5	7	1.2	6	0	4	4	1	3	26	4.3
12	MOORE, Khalid	6-6	129:54	21.6	9-28	.321	1-9	.111	4-4	1.000	10	15	25	4.2	11	0	2	9	0	7	23	3.8
14	MOORE, Jalon	2-0	09:50	4.9	2-7	.286	0-0	.000	0-2	.000	1	3	4	2.0	1	0	0	0	1	0	4	2.0
2	GIGIBERIA, Saba	5-0	34:58	7.0	4-7	.571	0-0	.000	2-2	1.000	3	7	10	2.0	6	0	3	3	2	3	10	2.0
23	MEKA, Jordan	2-0	09:24	4.7	0-1	.000	0-0	.000	0-0	.000	0	2	2	1.0	1	0	0	0	0	0	0	0.0
Team											13	9	22				2					
<b>Total</b>		<b>6</b>	<b>1200</b>		<b>175-356</b>	<b>.492</b>	<b>44-107</b>	<b>.411</b>	<b>61-96</b>	<b>.635</b>	<b>62</b>	<b>170</b>	<b>232</b>	<b>38.7</b>	<b>102</b>	<b>3</b>	<b>101</b>	<b>80</b>	<b>13</b>	<b>41</b>	<b>455</b>	<b>75.8</b>
<b>Opponents</b>		<b>6</b>	<b>1200</b>		<b>148-353</b>	<b>.419</b>	<b>38-139</b>	<b>.273</b>	<b>63-99</b>	<b>.636</b>	<b>54</b>	<b>137</b>	<b>191</b>	<b>31.8</b>	<b>98</b>	<b>1</b>	<b>82</b>	<b>78</b>	<b>15</b>	<b>41</b>	<b>397</b>	<b>66.2</b>

## Team Statistics

	GATECH	OPP
<b>Scoring</b>	<b>455</b>	<b>397</b>
Points per game	75.8	66.2
Scoring margin	+9.7	-
<b>Field goals-att</b>	<b>175-356</b>	<b>148-353</b>
Field goal pct	.492	.419
<b>3 point fg-att</b>	<b>44-107</b>	<b>38-139</b>
3-point FG pct	.411	.273
3-pt FG made per game	7.3	6.3
<b>Free throws-att</b>	<b>61-96</b>	<b>63-99</b>
Free throw pct	.635	.636
F-Throws made per game	10.2	10.5
<b>Rebounds</b>	<b>232</b>	<b>191</b>
Rebounds per game	38.7	31.8
Rebounding margin	+6.8	-
<b>Assists</b>	<b>101</b>	<b>82</b>
Assists per game	16.8	13.7
<b>Turnovers</b>	<b>80</b>	<b>78</b>
Turnovers per game	13.3	13.0
Turnover margin	-0.3	-
Assist/turnover ratio	1.3	1.1
<b>Steals</b>	<b>41</b>	<b>41</b>
Steals per game	6.8	6.8
<b>Blocks</b>	<b>13</b>	<b>15</b>
Blocks per game	2.2	2.5
<b>Winning streak</b>	<b>5</b>	<b>-</b>
Home win streak	4	-
<b>Attendance</b>	<b>20326</b>	<b>9057</b>
Home games-Avg/Game	5-4065	1-9057
Neutral site-Avg/Game	-	0-0

## Team Results

Date	Opponent		Score	Att.
11/09/2021	Miami (OH)	L	69-72	4221
11/12/2021	Stetson	W	77-52	4082
11/15/2021	Lamar University	W	75-66	3625
11/19/2021	at Georgia	W	88-78	9057
11/22/2021	Charleston So.	W	85-70	3912
11/26/2021	Ga. Southern	W	61-59	4486





# 2021-22 BOX SCORES

Official Basketball Box Score - Final															Game Time: 7:00 PM		
Charleston So. at Georgia Tech															Game Duration: 2:00		
11/22/21 McCamish Pavilion, Atlanta															Attendance: 3,911		
2021-22 Men's Basketball															Officials: Tony Henderson, Brent Hampton, Jemel Spears		
Charleston So. - 70															Record: 2-3		
NO.	Name	Min	FG	3P	FT	Rebounds	Fouls	TP	AS	TO	ST	Blocks	+/-				
1	Kalib Clinton	F 15:33	3-3	0-0	0-0	2 2 4	4 0	6	0	0	2	0	0	-12	Shooting By Period		
14	Taje Kelly	F 25:06	4-12	0-0	2-5	1 3 4	3 3	10	0	4	0	1	2	-11	1st FG% 11-27 40.7%		
23	Sean Price	F 31:34	2-2	0-0	0-0	2 3 5	4 0	4	3	4	1	0	0	-11	3PT% 5-16 31.3%		
4	Deontaye Buskey	G 26:32	4-10	3-8	0-1	0 2 2	1 2	11	2	3	0	0	0	-15	FT% 2-3 66.7%		
13	Tahik Chavez	G 34:31	5-15	3-11	2-3	1 2 3	1 1	15	5	2	2	0	0	-12	2nd FG% 15-32 46.9%		
22	Sadarus Bowser	20:53	3-4	0-0	4-4	0 1 1	2 4	10	1	0	0	0	0	-2	3PT% 3-10 30.0%		
34	Cheikh Faye	23:11	4-7	1-3	0-0	1 4 5	1 1	9	0	1	1	0	0	-3	GM FG% 26-59 44.1%		
12	Claudell Harris Jr.	15:51	1-6	1-4	0-0	0 2 2	2 0	3	2	0	0	0	0	0	FT% 8-12 66.7%		
2	Emorie Knox	01:34	0-0	0-0	0-0	0 0 0	1 0	0	1	0	0	0	0	-3	3PT% 8-26 30.8%		
11	Ja'Quavian Florence	05:05	0-0	0-0	2-2	0 1 1	0 1	2	1	1	0	0	0	-5	FT% 10-15 66.7%		
0	Travis Anderson	00:10	0-0	0-0	0-0	0 0 0	0 1	0	0	0	0	0	0	0	GM FG% 26-59 44.1%		
Team															Dead Ball Rebounds: 1,0		
Totals															26-59 8-26 10-15 10 20 30 19 13 70 15 15 6 1 2 -15		
															Technical Fouls: NONE		
Georgia Tech - 85															Record: 4-1		
NO.	Name	Min	FG	3P	FT	Rebounds	Fouls	TP	AS	TO	ST	Blocks	+/-				
4	Jordan Usher	F 35:26	9-15	3-4	3-4	1 9 10	0 4	24	3	1	1	0	0	15	Shooting By Period		
12	Khalid Moore	F 26:17	2-4	0-0	0-0	3 3 6	0 4	4	0	2	2	0	0	14	1st FG% 20-32 62.5%		
24	Rodney Howard	C 27:18	6-6	0-0	0-0	2 4 6	4 0	12	3	3	0	0	0	16	3PT% 1-4 25.0%		
1	Kyle Sturdivant	G 32:09	7-13	1-2	2-2	0 1 1	1 1	17	3	2	0	0	1	22	FT% 1-2 50%		
5	Devon Smith	G 30:05	4-12	0-1	3-5	1 2 3	3 4	11	2	0	1	0	0	13	2nd FG% 15-30 50.0%		
10	Dallan "Deebo" Coleman	16:56	1-3	0-2	1-2	0 1 1	3 2	3	0	2	0	0	0	-8	3PT% 3-7 42.9%		
2	Saba Gigberia	12:42	2-3	0-0	2-2	1 3 4	1 3	6	3	0	1	2	0	-1	FT% 10-13 76.9%		
13	Miles Kelly	19:07	4-6	0-2	0-0	0 1 1	1 1	8	2	0	2	0	0	4	GM FG% 35-62 56.5%		
Team															Dead Ball Rebounds: 3,2		
Totals															35-62 4-11 11-15 8 25 33 13 19 85 16 11 7 2 1 15		
															Technical Fouls: NONE		
Biggest lead		CSU		GaTech		Points from		CSU		GaTech		Period by Period Scoring					
0 (1st 20:00)		17 (2nd 19:05)		Turnovers		12		12									
Best Scoring Run		5 (1st 10:24)		8 (1st 17:51)		Paint		30		50							
Lead Changes		0		Second Chance		6		13									
Times Tied		0		Fast Breaks		4		10									
Time with Lead		00:00		39:22		Bench		24		17							

Official Basketball Box Score - Final															Game Time: 12:00 PM		
Ga. Southern at Georgia Tech															Game Duration: 1:57		
11/26/21 McCamish Pavilion, Atlanta															Attendance: 4,486		
2021-22 Men's Basketball															Officials: Brian O'Connell, Jeff Clark, Jeremy Mosier		
Ga. Southern - 59															Record: 4-2		
NO.	Name	Min	FG	3P	FT	Rebounds	Fouls	TP	AS	TO	ST	Blocks	+/-				
2	Elijah McCadden	F 37:07	6-14	0-3	2-6	0 7 7	1 3	14	3	5	1	0	0	-2	Shooting By Period		
12	Andrei Savrasov	F 23:30	3-9	0-0	0-1	2 3 5	4 1	6	0	2	0	0	1	7	1st FG% 16-28 57.1%		
24	Prince Toyambi	F 12:06	2-4	0-0	0-2	1 3 4	3 2	4	0	1	0	0	0	-5	3PT% 4-10 40.0%		
3	Tre Cobbs	G 21:30	1-2	0-0	2-2	0 1 1	3 6	4	3	3	1	0	0	-6	FT% 3-7 42.9%		
13	Gedi Juozapalis	G 27:47	1-5	0-3	0-0	0 3 3	2 0	2	0	0	3	1	1	-13	2nd FG% 8-28 28.6%		
1	Cam Bryant	23:21	5-9	4-8	0-0	3 3 6	4 0	14	3	1	2	0	0	5	3PT% 1-9 11.1%		
4	Kamari Brown	34:22	5-10	1-5	2-2	2 4 6	2 1	13	3	0	2	0	0	3	GM FG% 24-56 42.9%		
23	Grant Weatherford	08:27	0-0	0-0	0-0	0 1 1	0 1	0	1	0	0	0	0	-3	FT% 5-19 26.3%		
10	Carlos Curry	11:50	1-3	0-0	0-0	0 2 2	2 0	2	0	1	0	1	0	4	3PT% 6-13 46.2%		
Team															Dead Ball Rebounds: 4,0		
Totals															24-56 5-19 6-13 10 27 37 22 14 59 13 16 7 2 2 -2		
															Technical Fouls: Coach 2nd 3:20		
Georgia Tech - 61															Record: 5-1		
NO.	Name	Min	FG	3P	FT	Rebounds	Fouls	TP	AS	TO	ST	Blocks	+/-				
4	Jordan Usher	F 36:25	4-11	1-5	0-3	1 9 10	2 3	9	2	3	1	0	0	4	Shooting By Period		
12	Khalid Moore	F 23:52	1-3	0-0	0-0	1 2 3	1 0	2	0	1	0	0	1	11	1st FG% 9-26 34.6%		
24	Rodney Howard	C 35:59	4-7	0-0	2-5	4 2 6	2 4	10	3	1	2	1	0	7	3PT% 4-10 40.0%		
1	Kyle Sturdivant	G 29:24	3-7	0-2	5-6	0 5 5	2 3	11	3	2	2	0	0	0	FT% 5-11 45.5%		
10	Dallan "Deebo" Coleman	G 24:36	1-3	1-2	0-0	0 2 2	2 2	3	0	1	0	0	0	-12	2nd FG% 12-25 48.0%		
13	Miles Kelly	10:53	0-2	0-2	0-0	1 1 2	2 0	0	0	1	0	0	0	-6	3PT% 3-10 30.0%		
2	Saba Gigberia	03:00	0-1	0-0	0-0	0 0 0	2 0	0	0	1	1	0	1	-1	GM FG% 21-51 41.2%		
14	Jalon Moore	05:34	0-1	0-0	0-2	1 1 2	0 1	0	0	0	0	0	1	0	FT% 7-20 35.0%		
0	Michael Devoe	30:17	8-16	5-9	5-8	1 3 4	1 8	26	5	4	2	0	0	6	3PT% 12-24 50.0%		
Team															Dead Ball Rebounds: 5,0		
Totals															21-51 7-20 12-24 10 25 35 14 21 61 13 14 8 2 2 2		
															Technical Fouls: NONE		
Biggest lead		GaSo		GaTech		Points from		GaSo		GaTech		Period by Period Scoring					
14 (1st 0:23)		7 (2nd 3:20)		Turnovers		13		26									
Best Scoring Run		9 (1st 9:44)		7 (2nd 18:53)		Paint		24		26							
Lead Changes		5		Second Chance		16		5									
Times Tied		4		Fast Breaks		4		13									
Time with Lead		24:16		13:10		Bench		29		26							

GAME NOTES



**2021-22 Georgia Tech Men's Basketball  
Points-rebounds-assists  
All games**

Opponent	Date	Score		0	1	2	4	5	10	12	13	14	23	24
				DEVOE,MICH	STURDIVANT	GIGIBERIA,	USHER,JORD	SMITH,DEIV	COLEMAN,DA	MOORE,KHAL	KELLY,MILE	MOORE,JALO	MEKA,JORDA	HOWARD,ROD
Miami (OH)	11/09/2021	69-72	L	26-4-2	4-1-2	2-4-0	12-9-3	6-2-3	4-3-0	5-3-1	0-0-0	DNP	DNP	10-14-0
Stetson	11/12/2021	77-52	W	17-5-7	5-4-2	2-1-0	14-11-5	9-4-2	12-2-1	5-3-1	7-1-1	4-2-0	0-1-0	2-4-3
Lamar University	11/15/2021	75-66	W	11-7-6	4-0-1	DNP	15-8-3	5-2-5	19-2-3	5-5-0	7-0-1	DNP	0-1-0	9-8-3
at Georgia	11/19/2021	88-78	W	37-7-5	4-1-2	0-1-0	21-4-2	7-3-4	5-2-0	2-5-0	4-3-0	DNP	DNP	8-7-4
Charleston So.	11/22/2021	85-70	W	DNP	17-1-3	6-4-3	24-10-3	11-3-2	3-1-0	4-6-0	8-1-2	DNP	DNP	12-6-3
Ga. Southern	11/26/2021	61-59	W	26-4-5	11-5-3	0-0-0	9-10-2	DNP	3-2-0	2-3-0	0-2-0	0-2-0	DNP	10-6-3



**2021-22 Georgia Tech Men's Basketball  
Team Game-by-Game  
All games**

Opponent	Date	Score	L	Total		3-Pointers		Free throws		Rebounds				PF	A	TO	BLK	STL	PTS	AVG
				FG-FGA	PCT	3FG-3FGA	PCT	FT-FTA	PCT	OFF	DEF	TOT	AVG							
Miami (OH)	11/09/2021	69-72	L	24-61	.393	4-17	.235	17-20	.850	12	32	44	44.0	23	11	14	3	6	69	69.0
Stetson	11/12/2021	77-52	W	33-64	.516	9-19	.474	2-7	.286	10	33	43	43.5	13	22	16	1	9	77	73.0
Lamar University	11/15/2021	75-66	W	28-62	.452	12-25	.480	7-13	.538	12	30	42	43.0	15	22	10	1	3	75	73.7
at Georgia	11/19/2021	88-78	W	34-56	.607	8-15	.533	12-17	.706	10	25	35	41.0	24	17	15	4	8	88	77.3
Charleston So.	11/22/2021	85-70	W	35-62	.565	4-11	.364	11-15	.733	8	25	33	39.4	13	16	11	2	7	85	78.8
Ga. Southern	11/26/2021	61-59	W	21-51	.412	7-20	.350	12-24	.500	10	25	35	38.7	14	13	14	2	8	61	75.8
<b>Total</b>		<b>455</b>		<b>175-356</b>	<b>.492</b>	<b>44-107</b>	<b>.411</b>	<b>61-96</b>	<b>.635</b>	<b>62</b>	<b>170</b>	<b>232</b>	<b>38.7</b>	<b>102</b>	<b>101</b>	<b>80</b>	<b>13</b>	<b>41</b>	<b>455</b>	<b>75.8</b>
Opponents		397		148-353	.419	38-139	.273	63-99	.636	54	137	191	31.8	98	82	78	15	41	397	66.2

**Georgia Tech Averages**

Games Played	Points/game	FG Pct	3FG Pct	FT Pct	Rebounds/game	Assists/game	Turnovers/game	Assist/Turnover ratio	Steals/game	Blocks/game
6	75.8	49.2	41.1	63.5	38.7	16.8	13.3	1.3	6.8	2.2



**2021-22 Georgia Tech Men's Basketball  
Opponents Game-by-Game  
All games**

Opponent	Date	Score	L	Total		3-Pointers		Free throws		Rebounds										
				FG-FGA	PCT	3FG-3FGA	PCT	FT-FTA	PCT	OFF	DEF	TOT	AVG	PF	A	TO	BLK	STL	PTS	AVG
Miami (OH)	11/09/2021	69-72	L	25-64	.391	6-31	.194	16-21	.762	9	25	34	34.0	17	9	8	4	7	72	72.0
Stetson	11/12/2021	77-52	W	21-60	.350	6-27	.222	4-7	.571	8	24	32	33.0	9	13	17	2	11	52	62.0
Lamar University	11/15/2021	75-66	W	23-57	.404	5-19	.263	15-19	.789	6	26	32	32.7	13	16	8	5	6	66	63.3
at Georgia	11/19/2021	88-78	W	29-57	.509	8-17	.471	12-24	.500	11	15	26	31.0	19	16	14	1	4	78	67.0
Charleston So.	11/22/2021	85-70	W	26-59	.441	8-26	.308	10-15	.667	10	20	30	30.8	19	15	15	1	6	70	67.6
Ga. Southern	11/26/2021	61-59	W	24-56	.429	5-19	.263	6-13	.462	10	27	37	31.8	21	13	16	2	7	59	66.2
<b>Total</b>		<b>397</b>		<b>148-353</b>	<b>.419</b>	<b>38-139</b>	<b>.273</b>	<b>63-99</b>	<b>.636</b>	<b>54</b>	<b>137</b>	<b>191</b>	<b>31.8</b>	<b>98</b>	<b>82</b>	<b>78</b>	<b>15</b>	<b>41</b>	<b>397</b>	<b>66.2</b>
Georgia Tech		455		175-356	.492	44-107	.411	61-96	.635	62	170	232	38.7	102	101	80	13	41	455	75.8

**Opponents Averages**

Games Played	Points/game	FG Pct	3FG Pct	FT Pct	Rebounds/game	Assists/game	Turnovers/game	Assist/Turnover ratio	Steals/game	Blocks/game
6	66.2	41.9	27.3	63.6	31.8	13.7	13.0	1.1	6.8	2.5



**2021-22 Georgia Tech Men's Basketball  
Individual Game-by-Game  
All games**

**#0 DEVOE, Michael**

Opponent	Date	GS	MIN	Total		3-Pointers		Free throws		Rebounds				PF	A	TO	BLK	STL	PTS	AVG
				FG-FGA	PCT	3FG-3FGA	PCT	FT-FTA	PCT	OFF	DEF	TOT	AVG							
Miami (OH)	11/09/2021	*	38:25	8-18	.444	4-6	.667	6-6	1.000	1	3	4	4.0	0	2	3	0	1	26	26.0
Stetson	11/12/2021	*	29:40	7-11	.636	3-5	.600	0-1	.000	0	5	5	4.5	3	7	2	0	2	17	21.5
Lamar University	11/15/2021	*	36:19	4-9	.444	2-4	.500	1-2	.500	0	7	7	5.3	0	6	1	0	1	11	18.0
at Georgia	11/19/2021	*	37:00	14-18	.778	4-5	.800	5-6	.833	1	6	7	5.8	4	5	4	0	2	37	22.8
Ga. Southern	11/26/2021		30:17	8-16	.500	5-9	.556	5-8	.625	1	3	4	5.4	1	5	4	0	2	26	23.4
<b>Totals</b>		<b>4</b>	<b>171:41</b>	<b>41-72</b>	<b>.569</b>	<b>18-29</b>	<b>.621</b>	<b>17-23</b>	<b>.739</b>	<b>3</b>	<b>24</b>	<b>27</b>	<b>5.4</b>	<b>8</b>	<b>25</b>	<b>14</b>	<b>0</b>	<b>8</b>	<b>117</b>	<b>23.4</b>

**Player Averages**

Games Played	Minutes/ game	Points/ game	FG Pct	3FG Pct	FT Pct	Rebounds/ game	Assists/ game	Turnovers/ game	Assist/Turnover ratio	Steals/ game	Blocks/ game
5	34.3	23.4	56.9	62.1	73.9	5.4	5.0	2.8	1.8	1.6	0.0



2021-22 Georgia Tech Men's Basketball  
Individual Game-by-Game  
All games

#1 STURDIVANT, Kyle

Opponent	Date	GS	MIN	Total		3-Pointers		Free throws		Rebounds				PF	A	TO	BLK	STL	PTS	AVG	
				FG-FGA	PCT	3FG-3FGA	PCT	FT-FTA	PCT	OFF	DEF	TOT	AVG								
Miami (OH)	11/09/2021	*	22:09	1-5	.200	0-0	.000	2-2	1.000	0	1	1	1.0	0	2	0	1	0	4	4.0	
Stetson	11/12/2021	*	20:01	2-3	.667	0-1	.000	1-3	.333	0	4	4	2.5	2	2	1	0	0	5	4.5	
Lamar University	11/15/2021	*	17:22	1-3	.333	1-3	.333	1-2	.500	0	0	0	1.7	0	1	1	0	0	4	4.3	
at Georgia	11/19/2021	*	15:16	1-4	.250	0-1	.000	2-5	.400	0	1	1	1.5	0	2	1	0	2	4	4.3	
Charleston So.	11/22/2021	*	32:09	7-13	.538	1-2	.500	2-2	1.000	0	1	1	1.4	1	3	2	0	0	17	6.8	
Ga. Southern	11/26/2021	*	29:24	3-7	.429	0-2	.000	5-6	.833	0	5	5	2.0	2	3	2	0	2	11	7.5	
<b>Totals</b>			<b>6</b>	<b>136:21</b>	<b>15-35</b>	<b>.429</b>	<b>2-9</b>	<b>.222</b>	<b>13-20</b>	<b>.650</b>	<b>0</b>	<b>12</b>	<b>12</b>	<b>2.0</b>	<b>5</b>	<b>13</b>	<b>7</b>	<b>1</b>	<b>4</b>	<b>45</b>	<b>7.5</b>

Player Averages

Games Played	Minutes/game	Points/game	FG Pct	3FG Pct	FT Pct	Rebounds/game	Assists/game	Turnovers/game	Assist/Turnover ratio	Steals/game	Blocks/game
6	22.7	7.5	42.9	22.2	65.0	2.0	2.2	1.2	1.9	0.7	0.2



2021-22 Georgia Tech Men's Basketball  
Individual Game-by-Game  
All games

#2 GIGIBERIA, Saba

Opponent	Date	GS	MIN	Total		3-Pointers		Free throws		Rebounds				PF	A	TO	BLK	STL	PTS	AVG
				FG-FGA	PCT	3FG-3FGA	PCT	FT-FTA	PCT	OFF	DEF	TOT	AVG							
Miami (OH)	11/09/2021		04:38	1-1	1.000	0-0	.000	0-0	.000	2	2	4	4.0	3	0	1	0	0	2	2.0
Stetson	11/12/2021		08:35	1-2	.500	0-0	.000	0-0	.000	0	1	1	2.5	0	0	0	0	1	2	2.0
at Georgia	11/19/2021		06:03	0-0	.000	0-0	.000	0-0	.000	0	1	1	2.0	0	0	1	0	0	0	1.3
Charleston So.	11/22/2021		12:42	2-3	.667	0-0	.000	2-2	1.000	1	3	4	2.5	1	3	0	2	1	6	2.5
Ga. Southern	11/26/2021		03:00	0-1	.000	0-0	.000	0-0	.000	0	0	0	2.0	2	0	1	0	1	0	2.0
<b>Totals</b>		<b>0</b>	<b>34:58</b>	<b>4-7</b>	<b>.571</b>	<b>0-0</b>	<b>.000</b>	<b>2-2</b>	<b>1.000</b>	<b>3</b>	<b>7</b>	<b>10</b>	<b>2.0</b>	<b>6</b>	<b>3</b>	<b>3</b>	<b>2</b>	<b>3</b>	<b>10</b>	<b>2.0</b>

Player Averages

Games Played	Minutes/ game	Points/ game	FG Pct	3FG Pct	FT Pct	Rebounds/ game	Assists/ game	Turnovers/ game	Assist/Turnover ratio	Steals/ game	Blocks/ game
5	7.0	2.0	57.1	0.0	100.0	2.0	0.6	0.6	1.0	0.6	0.4



**2021-22 Georgia Tech Men's Basketball  
Individual Game-by-Game  
All games**

**#4 USHER, Jordan**

Opponent	Date	GS	MIN	Total		3-Pointers		Free throws		Rebounds				PF	A	TO	BLK	STL	PTS	AVG
				FG-FGA	PCT	3FG-3FGA	PCT	FT-FTA	PCT	OFF	DEF	TOT	AVG							
Miami (OH)	11/09/2021	*	36:06	4-12	.333	0-4	.000	4-4	1.000	0	9	9	9.0	5	3	3	1	1	12	12.0
Stetson	11/12/2021	*	30:01	7-10	.700	0-0	.000	0-2	.000	2	9	11	10.0	2	5	4	0	1	14	13.0
Lamar University	11/15/2021	*	31:55	6-16	.375	1-5	.200	2-4	.500	4	4	8	9.3	3	3	4	0	1	15	13.7
at Georgia	11/19/2021	*	35:49	9-14	.643	1-3	.333	2-2	1.000	0	4	4	8.0	3	2	2	2	1	21	15.5
Charleston So.	11/22/2021	*	35:26	9-15	.600	3-4	.750	3-4	.750	1	9	10	8.4	0	3	1	0	1	24	17.2
Ga. Southern	11/26/2021	*	36:25	4-11	.364	1-5	.200	0-3	.000	1	9	10	8.7	2	2	3	0	1	9	15.8
<b>Totals</b>		<b>6</b>	<b>205:42</b>	<b>39-78</b>	<b>.500</b>	<b>6-21</b>	<b>.286</b>	<b>11-19</b>	<b>.579</b>	<b>8</b>	<b>44</b>	<b>52</b>	<b>8.7</b>	<b>15</b>	<b>18</b>	<b>17</b>	<b>3</b>	<b>6</b>	<b>95</b>	<b>15.8</b>

**Player Averages**

Games Played	Minutes/game	Points/game	FG Pct	3FG Pct	FT Pct	Rebounds/game	Assists/game	Turnovers/game	Assist/Turnover ratio	Steals/game	Blocks/game
6	34.3	15.8	50.0	28.6	57.9	8.7	3.0	2.8	1.1	1.0	0.5





**2021-22 Georgia Tech Men's Basketball  
Individual Game-by-Game  
All games**

**#5 SMITH, Deivon**

Opponent	Date	GS	MIN	Total		3-Pointers		Free throws		Rebounds				PF	A	TO	BLK	STL	PTS	AVG
				FG-FGA	PCT	3FG-3FGA	PCT	FT-FTA	PCT	OFF	DEF	TOT	AVG							
Miami (OH)	11/09/2021		25:12	2-6	.333	0-0	.000	2-4	.500	1	1	2	2.0	4	3	3	0	1	6	6.0
Stetson	11/12/2021		21:29	4-11	.364	1-2	.500	0-0	.000	2	2	4	3.0	1	2	1	0	2	9	7.5
Lamar University	11/15/2021		21:40	2-6	.333	1-1	1.000	0-0	.000	0	2	2	2.7	3	5	1	0	0	5	6.7
at Georgia	11/19/2021		21:59	3-6	.500	1-2	.500	0-0	.000	1	2	3	2.8	4	4	2	0	2	7	6.8
Charleston So.	11/22/2021	*	30:05	4-12	.333	0-1	.000	3-5	.600	1	2	3	2.8	3	2	0	0	1	11	7.6
<b>Totals</b>		<b>1</b>	<b>120:24</b>	<b>15-41</b>	<b>.366</b>	<b>3-6</b>	<b>.500</b>	<b>5-9</b>	<b>.556</b>	<b>5</b>	<b>9</b>	<b>14</b>	<b>2.8</b>	<b>15</b>	<b>16</b>	<b>7</b>	<b>0</b>	<b>6</b>	<b>38</b>	<b>7.6</b>

**Player Averages**

Games Played	Minutes/game	Points/game	FG Pct	3FG Pct	FT Pct	Rebounds/game	Assists/game	Turnovers/game	Assist/Turnover ratio	Steals/game	Blocks/game
5	24.1	7.6	36.6	50.0	55.6	2.8	3.2	1.4	2.3	1.2	0.0



**2021-22 Georgia Tech Men's Basketball  
Individual Game-by-Game  
All games**

**#10 COLEMAN, Dallan "Deebo"**

Opponent	Date	GS	MIN	Total		3-Pointers		Free throws		Rebounds				PF	A	TO	BLK	STL	PTS	AVG
				FG-FGA	PCT	3FG-3FGA	PCT	FT-FTA	PCT	OFF	DEF	TOT	AVG							
Miami (OH)	11/09/2021		17:08	1-2	.500	0-1	.000	2-2	1.000	0	3	3	3.0	5	0	1	0	0	4	4.0
Stetson	11/12/2021		24:20	4-7	.571	4-6	.667	0-0	.000	0	2	2	2.5	0	1	3	0	0	12	8.0
Lamar University	11/15/2021		30:07	6-8	.750	5-7	.714	2-3	.667	0	2	2	2.3	3	3	0	0	1	19	11.7
at Georgia	11/19/2021		23:25	2-4	.500	1-2	.500	0-0	.000	0	2	2	2.3	2	0	0	0	0	5	10.0
Charleston So.	11/22/2021		16:56	1-3	.333	0-2	.000	1-2	.500	0	1	1	2.0	3	0	2	0	0	3	8.6
Ga. Southern	11/26/2021	*	24:36	1-3	.333	1-2	.500	0-0	.000	0	2	2	2.0	2	0	1	0	0	3	7.7
<b>Totals</b>		<b>1</b>	<b>136:32</b>	<b>15-27</b>	<b>.556</b>	<b>11-20</b>	<b>.550</b>	<b>5-7</b>	<b>.714</b>	<b>0</b>	<b>12</b>	<b>12</b>	<b>2.0</b>	<b>15</b>	<b>4</b>	<b>7</b>	<b>0</b>	<b>1</b>	<b>46</b>	<b>7.7</b>

**Player Averages**

Games Played	Minutes/game	Points/game	FG Pct	3FG Pct	FT Pct	Rebounds/game	Assists/game	Turnovers/game	Assist/Turnover ratio	Steals/game	Blocks/game
6	22.8	7.7	55.6	55.0	71.4	2.0	0.7	1.2	0.6	0.2	0.0



2021-22 Georgia Tech Men's Basketball  
Individual Game-by-Game  
All games

#12 MOORE, Khalid

Opponent	Date	GS	MIN	Total		3-Pointers		Free throws		Rebounds				PF	A	TO	BLK	STL	PTS	AVG
				FG-FGA	PCT	3FG-3FGA	PCT	FT-FTA	PCT	OFF	DEF	TOT	AVG							
Miami (OH)	11/09/2021	*	21:31	2-9	.222	0-5	.000	1-1	1.000	2	1	3	3.0	2	1	1	0	3	5	5.0
Stetson	11/12/2021	*	17:36	2-6	.333	0-1	.000	1-1	1.000	2	1	3	3.0	2	1	3	0	2	5	5.0
Lamar University	11/15/2021	*	19:59	2-6	.333	1-3	.333	0-0	.000	0	5	5	3.7	2	0	0	0	0	5	5.0
at Georgia	11/19/2021	*	20:39	0-0	.000	0-0	.000	2-2	1.000	2	3	5	4.0	4	0	2	0	0	2	4.3
Charleston So.	11/22/2021	*	26:17	2-4	.500	0-0	.000	0-0	.000	3	3	6	4.4	0	0	2	0	2	4	4.2
Ga. Southern	11/26/2021	*	23:52	1-3	.333	0-0	.000	0-0	.000	1	2	3	4.2	1	0	1	0	0	2	3.8
<b>Totals</b>			<b>6 129:54</b>	<b>9-28</b>	<b>.321</b>	<b>1-9</b>	<b>.111</b>	<b>4-4</b>	<b>1.000</b>	<b>10</b>	<b>15</b>	<b>25</b>	<b>4.2</b>	<b>11</b>	<b>2</b>	<b>9</b>	<b>0</b>	<b>7</b>	<b>23</b>	<b>3.8</b>

Player Averages

Games Played	Minutes/game	Points/game	FG Pct	3FG Pct	FT Pct	Rebounds/game	Assists/game	Turnovers/game	Assist/Turnover ratio	Steals/game	Blocks/game
6	21.6	3.8	32.1	11.1	100.0	4.2	0.3	1.5	0.2	1.2	0.0



**2021-22 Georgia Tech Men's Basketball  
Individual Game-by-Game  
All games**

**#13 KELLY, Miles**

Opponent	Date	GS	MIN	Total		3-Pointers		Free throws		Rebounds				PF	A	TO	BLK	STL	PTS	AVG
				FG-FGA	PCT	3FG-3FGA	PCT	FT-FTA	PCT	OFF	DEF	TOT	AVG							
Miami (OH)	11/09/2021		04:15	0-1	.000	0-1	.000	0-0	.000	0	0	0	0.0	1	0	0	0	0	0	0.0
Stetson	11/12/2021		13:55	3-7	.429	1-4	.250	0-0	.000	1	0	1	0.5	0	1	1	0	1	7	3.5
Lamar University	11/15/2021		10:16	3-4	.750	1-2	.500	0-0	.000	0	0	0	0.3	0	1	1	0	0	7	4.7
at Georgia	11/19/2021		13:52	1-2	.500	1-2	.500	1-2	.500	0	3	3	1.0	2	0	1	1	0	4	4.5
Charleston So.	11/22/2021		19:07	4-6	.667	0-2	.000	0-0	.000	0	1	1	1.0	1	2	0	0	2	8	5.2
Ga. Southern	11/26/2021		10:53	0-2	.000	0-2	.000	0-0	.000	1	1	2	1.2	2	0	1	0	0	0	4.3
<b>Totals</b>		<b>0</b>	<b>72:19</b>	<b>11-22</b>	<b>.500</b>	<b>3-13</b>	<b>.231</b>	<b>1-2</b>	<b>.500</b>	<b>2</b>	<b>5</b>	<b>7</b>	<b>1.2</b>	<b>6</b>	<b>4</b>	<b>4</b>	<b>1</b>	<b>3</b>	<b>26</b>	<b>4.3</b>

**Player Averages**

Games Played	Minutes/game	Points/game	FG Pct	3FG Pct	FT Pct	Rebounds/game	Assists/game	Turnovers/game	Assist/Turnover ratio	Steals/game	Blocks/game
6	12.1	4.3	50.0	23.1	50.0	1.2	0.7	0.7	1.0	0.5	0.2



**2021-22 Georgia Tech Men's Basketball  
Individual Game-by-Game  
All games**

**#14 MOORE, Jalon**

Opponent	Date	GS	MIN	Total		3-Pointers		Free throws		Rebounds				PF	A	TO	BLK	STL	PTS	AVG
				FG-FGA	PCT	3FG-3FGA	PCT	FT-FTA	PCT	OFF	DEF	TOT	AVG							
Stetson	11/12/2021		04:16	2-6	.333	0-0	.000	0-0	.000	0	2	2	2.0	1	0	0	0	0	4	4.0
Ga. Southern	11/26/2021		05:34	0-1	.000	0-0	.000	0-2	.000	1	1	2	2.0	0	0	0	1	0	0	2.0
<b>Totals</b>		<b>0</b>	<b>09:50</b>	<b>2-7</b>	<b>.286</b>	<b>0-0</b>	<b>.000</b>	<b>0-2</b>	<b>.000</b>	<b>1</b>	<b>3</b>	<b>4</b>	<b>2.0</b>	<b>1</b>	<b>0</b>	<b>0</b>	<b>1</b>	<b>0</b>	<b>4</b>	<b>2.0</b>

**Player Averages**

Games Played	Minutes/game	Points/game	FG Pct	3FG Pct	FT Pct	Rebounds/game	Assists/game	Turnovers/game	Assist/Turnover ratio	Steals/game	Blocks/game
2	4.9	2.0	28.6	0.0	0.0	2.0	0.0	0.0	0.0	0.0	0.5



**2021-22 Georgia Tech Men's Basketball  
Individual Game-by-Game  
All games**

**#23 MEKA, Jordan**

Opponent	Date	GS	MIN	Total		3-Pointers		Free throws		Rebounds				PF	A	TO	BLK	STL	PTS	AVG
				FG-FGA	PCT	3FG-3FGA	PCT	FT-FTA	PCT	OFF	DEF	TOT	AVG							
Stetson	11/12/2021		04:27	0-0	.000	0-0	.000	0-0	.000	0	1	1	1.0	0	0	0	0	0	0	0.0
Lamar University	11/15/2021		04:57	0-1	.000	0-0	.000	0-0	.000	0	1	1	1.0	1	0	0	0	0	0	0.0
<b>Totals</b>		<b>0</b>	<b>09:24</b>	<b>0-1</b>	<b>.000</b>	<b>0-0</b>	<b>.000</b>	<b>0-0</b>	<b>.000</b>	<b>0</b>	<b>2</b>	<b>2</b>	<b>1.0</b>	<b>1</b>	<b>0</b>	<b>0</b>	<b>0</b>	<b>0</b>	<b>0</b>	<b>0.0</b>

**Player Averages**

Games Played	Minutes/game	Points/game	FG Pct	3FG Pct	FT Pct	Rebounds/game	Assists/game	Turnovers/game	Assist/Turnover ratio	Steals/game	Blocks/game
2	4.7	0.0	0.0	0.0	0.0	1.0	0.0	0.0	0.0	0.0	0.0



2021-22 Georgia Tech Men's Basketball  
Individual Game-by-Game  
All games

#24 HOWARD, Rodney

Opponent	Date	GS	MIN	Total		3-Pointers		Free throws		Rebounds				PF	A	TO	BLK	STL	PTS	AVG
				FG-FGA	PCT	3FG-3FGA	PCT	FT-FTA	PCT	OFF	DEF	TOT	AVG							
Miami (OH)	11/09/2021	*	30:36	5-7	.714	0-0	.000	0-1	.000	3	11	14	14.0	3	0	2	1	0	10	10.0
Stetson	11/12/2021	*	25:40	1-1	1.000	0-0	.000	0-0	.000	0	4	4	9.0	2	3	1	1	0	2	6.0
Lamar University	11/15/2021	*	27:25	4-9	.444	0-0	.000	1-2	.500	3	5	8	8.7	3	3	2	1	0	9	7.0
at Georgia	11/19/2021	*	25:57	4-8	.500	0-0	.000	0-0	.000	5	2	7	8.3	5	4	1	1	1	8	7.3
Charleston So.	11/22/2021	*	27:18	6-6	1.000	0-0	.000	0-0	.000	2	4	6	7.8	4	3	3	0	0	12	8.2
Ga. Southern	11/26/2021	*	35:59	4-7	.571	0-0	.000	2-5	.400	4	2	6	7.5	2	3	1	1	2	10	8.5
<b>Totals</b>		<b>6</b>	<b>172:55</b>	<b>24-38</b>	<b>.632</b>	<b>0-0</b>	<b>.000</b>	<b>3-8</b>	<b>.375</b>	<b>17</b>	<b>28</b>	<b>45</b>	<b>7.5</b>	<b>19</b>	<b>16</b>	<b>10</b>	<b>5</b>	<b>3</b>	<b>51</b>	<b>8.5</b>

Player Averages

Games Played	Minutes/ game	Points/ game	FG Pct	3FG Pct	FT Pct	Rebounds/ game	Assists/ game	Turnovers/ game	Assist/Turnover ratio	Steals/ game	Blocks/ game
6	28.8	8.5	63.2	0.0	37.5	7.5	2.7	1.7	1.6	0.5	0.8



**Georgia Tech Men's Basketball  
Individual Career Summaries  
All games**

**BOYD, Coleman**

				Field Goals		3-Point		F-Throws		Rebounds									Scoring	
SEASON	TEAM	GP-GS	MIN/AVG	FG-FGA	FG%	3FG-3FGA	3FG%	FT-FTA	FT%	OFF	DEF	TOT	AVG	PF-FO	A	TO	BLK	STL	PTS	AVG
2019-20	GaTech	4-0	7/1.8	2-5	.400	1-4	.250	0-0	.000	0	2	2	0.5	1-0	3	0	0	1	5	1.3
2020-21	GaTech	2-0	2/1.0	0-0	.000	0-0	.000	0-0	.000	0	0	0	0.0	0-0	0	0	0	0	0	0.0
<b>TOTAL</b>		<b>6-0</b>	<b>9/1.5</b>	<b>2-5</b>	<b>.400</b>	<b>1-4</b>	<b>.250</b>	<b>0-0</b>	<b>.000</b>	<b>0</b>	<b>2</b>	<b>2</b>	<b>0.3</b>	<b>1-0</b>	<b>3</b>	<b>0</b>	<b>0</b>	<b>1</b>	<b>5</b>	<b>0.8</b>

**Single Game Highs**

Statistic	Value	
Points	3	vs Morehouse 01/28/20
Rebounds	1	vs Elon 11/11/19, vs Virginia Tech 02/04/20
Assists	2	vs Morehouse 01/28/20
Steals	1	vs Morehouse 01/28/20
FG Made	1	vs Morehouse 01/28/20, at Hawaii 12/25/19
FG Attempts	3	vs Morehouse 01/28/20
3FG Made	1	vs Morehouse 01/28/20
3FG Attempts	3	vs Morehouse 01/28/20

**COLEMAN, Dallan "deebo"**

				Field Goals		3-Point		F-Throws		Rebounds									Scoring	
SEASON	TEAM	GP-GS	MIN/AVG	FG-FGA	FG%	3FG-3FGA	3FG%	FT-FTA	FT%	OFF	DEF	TOT	AVG	PF-FO	A	TO	BLK	STL	PTS	AVG
2021-22	GaTech	6-1	137/22.8	15-27	.556	11-20	.550	5-7	.714	0	12	12	2.0	15-1	4	7	0	1	46	7.7
<b>TOTAL</b>		<b>6-1</b>	<b>137/22.8</b>	<b>15-27</b>	<b>.556</b>	<b>11-20</b>	<b>.550</b>	<b>5-7</b>	<b>.714</b>	<b>0</b>	<b>12</b>	<b>12</b>	<b>2.0</b>	<b>15-1</b>	<b>4</b>	<b>7</b>	<b>0</b>	<b>1</b>	<b>46</b>	<b>7.7</b>

**Single Game Highs**

Statistic	Value	
Points	19	vs Lamar University 11/15/21
Rebounds	3	vs Miami (OH) 11/09/21
Assists	3	vs Lamar University 11/15/21
Steals	1	vs Lamar University 11/15/21
FG Made	6	vs Lamar University 11/15/21
FG Attempts	8	vs Lamar University 11/15/21
3FG Made	5	vs Lamar University 11/15/21
3FG Attempts	7	vs Lamar University 11/15/21
FT Made	2	vs Miami (OH) 11/09/21, vs Lamar University 11/15/21
FT Attempts	3	vs Lamar University 11/15/21





**Georgia Tech Men's Basketball  
Individual Career Summaries  
All games**

**DEVOE, Michael**

SEASON	TEAM	GP-GS	MIN/AVG	Field Goals		3-Point		F-Throws		Rebounds				Scoring						
				FG-FGA	FG%	3FG-3FGA	3FG%	FT-FTA	FT%	OFF	DEF	TOT	AVG	PF-FO	A	TO	BLK	STL	PTS	AVG
2018-19	GaTech	32-23	1030/32.2	101-251	.402	42-107	.393	66-93	.710	13	93	106	3.3	57-1	81	71	16	44	310	9.7
2019-20	GaTech	28-28	984/35.1	157-330	.476	53-124	.427	81-108	.750	11	99	110	3.9	68-2	96	95	3	34	448	16.0
2020-21	GaTech	26-26	903/34.7	136-298	.456	58-145	.400	61-81	.753	18	94	112	4.3	44-0	87	68	7	33	391	15.0
2021-22	GaTech	5-4	172/34.3	41-72	.569	18-29	.621	17-23	.739	3	24	27	5.4	8-0	25	14	0	8	117	23.4
<b>TOTAL</b>		<b>91-81</b>	<b>3089/33.9</b>	<b>435-951</b>	<b>.457</b>	<b>171-405</b>	<b>.422</b>	<b>225-305</b>	<b>.738</b>	<b>45</b>	<b>310</b>	<b>355</b>	<b>3.9</b>	<b>177-3</b>	<b>289</b>	<b>248</b>	<b>26</b>	<b>119</b>	<b>1266</b>	<b>13.9</b>

**Single Game Highs**

Statistic	Value	
Points	37	at Georgia 11/19/21
Rebounds	13	vs Georgia St. 11/25/20
Assists	8	vs Clemson 02/25/20, vs Florida A&M 12/18/20
Steals	5	at Clemson 02/12/21
Blocks	2	at Notre Dame 02/10/19, at Northwestern 11/28/18
FG Made	14	at Georgia 11/19/21
FG Attempts	25	vs Georgia St. 11/25/20
3FG Made	7	at Miami (FL) 02/20/21
3FG Attempts	12	vs Georgia St. 11/25/20
FT Made	8	vs Florida St. 01/30/21, vs Duke 03/02/21, at Clemson 02/12/21
FT Attempts	12	vs Florida St. 01/30/21

**GIGIBERIA, Saba**

SEASON	TEAM	GP-GS	MIN/AVG	Field Goals		3-Point		F-Throws		Rebounds				Scoring						
				FG-FGA	FG%	3FG-3FGA	3FG%	FT-FTA	FT%	OFF	DEF	TOT	AVG	PF-FO	A	TO	BLK	STL	PTS	AVG
2020-21	GaTech	8-0	33/4.1	4-11	.364	1-2	.500	0-1	.000	4	10	14	1.8	10-0	2	2	0	0	9	1.1
2021-22	GaTech	5-0	35/7.0	4-7	.571	0-0	.000	2-2	1.000	3	7	10	2.0	6-0	3	3	2	3	10	2.0
<b>TOTAL</b>		<b>13-0</b>	<b>68/5.2</b>	<b>8-18</b>	<b>.444</b>	<b>1-2</b>	<b>.500</b>	<b>2-3</b>	<b>.667</b>	<b>7</b>	<b>17</b>	<b>24</b>	<b>1.8</b>	<b>16-0</b>	<b>5</b>	<b>5</b>	<b>2</b>	<b>3</b>	<b>19</b>	<b>1.5</b>

**Single Game Highs**

Statistic	Value	
Points	6	vs Charleston So. 11/22/21
Rebounds	6	vs Delaware St. 12/20/20
Assists	3	vs Charleston So. 11/22/21
Steals	1	vs Stetson 11/12/21, vs Charleston So. 11/22/21, vs Ga. Southern 11/26/21
Blocks	2	vs Charleston So. 11/22/21
FG Made	2	vs Charleston So. 11/22/21
FG Attempts	6	vs Delaware St. 12/20/20
3FG Made	1	vs Clemson 01/20/21
3FG Attempts	1	vs Delaware St. 12/20/20, vs Clemson 01/20/21
FT Made	2	vs Charleston So. 11/22/21
FT Attempts	2	vs Charleston So. 11/22/21



**HOWARD, Rodney**

				Field Goals		3-Point		F-Throws		Rebounds									Scoring	
SEASON	TEAM	GP-GS	MIN/AVG	FG-FGA	FG%	3FG-3FGA	3FG%	FT-FTA	FT%	OFF	DEF	TOT	AVG	PF-FO	A	TO	BLK	STL	PTS	AVG
2019-20	UGa	24-2	174/7.2	13-23	.565	0-0	.000	5-18	.278	15	20	35	1.5	31-0	3	10	15	2	31	1.3
2020-21	GaTech	19-2	143/7.6	13-25	.520	0-0	.000	5-7	.714	5	21	26	1.4	28-0	3	4	8	3	31	1.6
2021-22	GaTech	6-6	173/28.8	24-38	.632	0-0	.000	3-8	.375	17	28	45	7.5	19-1	16	10	5	3	51	8.5
<b>TOTAL FOR GaTech</b>		<b>25-8</b>	<b>316/12.7</b>	<b>37-63</b>	<b>.587</b>	<b>0-0</b>	<b>.000</b>	<b>8-15</b>	<b>.533</b>	<b>22</b>	<b>49</b>	<b>71</b>	<b>2.8</b>	<b>47-1</b>	<b>19</b>	<b>14</b>	<b>13</b>	<b>6</b>	<b>82</b>	<b>3.3</b>
<b>TOTAL</b>		<b>49-10</b>	<b>490/10.0</b>	<b>50-86</b>	<b>.581</b>	<b>0-0</b>	<b>.000</b>	<b>13-33</b>	<b>.394</b>	<b>37</b>	<b>69</b>	<b>106</b>	<b>2.2</b>	<b>78-1</b>	<b>22</b>	<b>24</b>	<b>28</b>	<b>8</b>	<b>113</b>	<b>2.3</b>

**Single Game Highs**

Statistic	Value	
Points	12	vs Charleston So. 11/22/21
Rebounds	14	vs Miami (OH) 11/09/21
Assists	4	at Georgia 11/19/21
Steals	2	vs Ga. Southern 11/26/21
Blocks	4	vs N.C. Central 12/04/19
FG Made	6	vs Charleston So. 11/22/21
FG Attempts	9	vs Lamar University 11/15/21
FT Made	2	5 times
FT Attempts	5	vs Ga. Southern 11/26/21

**JAMES, Jehloni**

				Field Goals		3-Point		F-Throws		Rebounds									Scoring	
SEASON	TEAM	GP-GS	MIN/AVG	FG-FGA	FG%	3FG-3FGA	3FG%	FT-FTA	FT%	OFF	DEF	TOT	AVG	PF-FO	A	TO	BLK	STL	PTS	AVG
2019-20	GaTech	1-0	1/0.7	1-1	1.000	0-0	.000	0-0	.000	0	0	0	0.0	0-0	0	0	0	0	2	2.0
2020-21	GaTech	4-0	10/2.6	0-0	.000	0-0	.000	0-0	.000	1	3	4	1.0	2-0	0	0	0	0	0	0.0
<b>TOTAL</b>		<b>5-0</b>	<b>11/2.2</b>	<b>1-1</b>	<b>1.000</b>	<b>0-0</b>	<b>.000</b>	<b>0-0</b>	<b>.000</b>	<b>1</b>	<b>3</b>	<b>4</b>	<b>0.8</b>	<b>2-0</b>	<b>0</b>	<b>0</b>	<b>0</b>	<b>0</b>	<b>2</b>	<b>0.4</b>

**Single Game Highs**

Statistic	Value	
Points	2	vs Elon 11/11/19
Rebounds	3	at Miami (FL) 02/20/21
FG Made	1	vs Elon 11/11/19
FG Attempts	1	vs Elon 11/11/19



**Georgia Tech Men's Basketball  
Individual Career Summaries  
All games**

**KELLY, Miles**

				Field Goals		3-Point		F-Throws		Rebounds									Scoring	
SEASON	TEAM	GP-GS	MIN/AVG	FG-FGA	FG%	3FG-3FGA	3FG%	FT-FTA	FT%	OFF	DEF	TOT	AVG	PF-FO	A	TO	BLK	STL	PTS	AVG
2021-22	GaTech	6-0	72/12.1	11-22	.500	3-13	.231	1-2	.500	2	5	7	1.2	6-0	4	4	1	3	26	4.3
<b>TOTAL</b>		<b>6-0</b>	<b>72/12.1</b>	<b>11-22</b>	<b>.500</b>	<b>3-13</b>	<b>.231</b>	<b>1-2</b>	<b>.500</b>	<b>2</b>	<b>5</b>	<b>7</b>	<b>1.2</b>	<b>6-0</b>	<b>4</b>	<b>4</b>	<b>1</b>	<b>3</b>	<b>26</b>	<b>4.3</b>

**Single Game Highs**

Statistic	Value	
Points	8	vs Charleston So. 11/22/21
Rebounds	3	at Georgia 11/19/21
Assists	2	vs Charleston So. 11/22/21
Steals	2	vs Charleston So. 11/22/21
Blocks	1	at Georgia 11/19/21
FG Made	4	vs Charleston So. 11/22/21
FG Attempts	7	vs Stetson 11/12/21
3FG Made	1	vs Stetson 11/12/21, vs Lamar University 11/15/21, at Georgia 11/19/21
3FG Attempts	4	vs Stetson 11/12/21
FT Made	1	at Georgia 11/19/21
FT Attempts	2	at Georgia 11/19/21

**MAXWELL, Tristan**

				Field Goals		3-Point		F-Throws		Rebounds									Scoring	
SEASON	TEAM	GP-GS	MIN/AVG	FG-FGA	FG%	3FG-3FGA	3FG%	FT-FTA	FT%	OFF	DEF	TOT	AVG	PF-FO	A	TO	BLK	STL	PTS	AVG
2020-21	GaTech	1-0	8/8.2	0-2	.000	0-2	.000	3-3	1.000	0	0	0	0.0	0-0	0	0	0	0	3	3.0
<b>TOTAL</b>		<b>1-0</b>	<b>8/8.2</b>	<b>0-2</b>	<b>.000</b>	<b>0-2</b>	<b>.000</b>	<b>3-3</b>	<b>1.000</b>	<b>0</b>	<b>0</b>	<b>0</b>	<b>0.0</b>	<b>0-0</b>	<b>0</b>	<b>0</b>	<b>0</b>	<b>0</b>	<b>3</b>	<b>3.0</b>

**Single Game Highs**

Statistic	Value	
Points	3	vs Delaware St. 12/20/20
FG Attempts	2	vs Delaware St. 12/20/20
3FG Attempts	2	vs Delaware St. 12/20/20
FT Made	3	vs Delaware St. 12/20/20
FT Attempts	3	vs Delaware St. 12/20/20



**Georgia Tech Men's Basketball  
Individual Career Summaries  
All games**

**MEKA, Jordan**

				Field Goals		3-Point		F-Throws		Rebounds									Scoring		
SEASON	TEAM	GP-GS	MIN/AVG	FG-FGA	FG%	3FG-3FGA	3FG%	FT-FTA	FT%	OFF	DEF	TOT	AVG	PF-FO	A	TO	BLK	STL	PTS	AVG	
2020-21	GaTech	1-0	8/8.1	0-1	.000	0-0	.000	0-0	.000	0	1	1	1.0	0-0	0	0	0	0	0	0	0.0
2021-22	GaTech	2-0	9/4.7	0-1	.000	0-0	.000	0-0	.000	0	2	2	1.0	1-0	0	0	0	0	0	0	0.0
<b>TOTAL</b>		<b>3-0</b>	<b>17/5.8</b>	<b>0-2</b>	<b>.000</b>	<b>0-0</b>	<b>.000</b>	<b>0-0</b>	<b>.000</b>	<b>0</b>	<b>3</b>	<b>3</b>	<b>1.0</b>	<b>1-0</b>	<b>0</b>	<b>0</b>	<b>0</b>	<b>0</b>	<b>0</b>	<b>0</b>	<b>0.0</b>

**Single Game Highs**

Statistic	Value	
Rebounds	1	vs Mercer 11/27/20, vs Stetson 11/12/21, vs Lamar University 11/15/21
FG Attempts	1	vs Mercer 11/27/20, vs Lamar University 11/15/21

**MOORE, Jalon**

				Field Goals		3-Point		F-Throws		Rebounds									Scoring	
SEASON	TEAM	GP-GS	MIN/AVG	FG-FGA	FG%	3FG-3FGA	3FG%	FT-FTA	FT%	OFF	DEF	TOT	AVG	PF-FO	A	TO	BLK	STL	PTS	AVG
2021-22	GaTech	2-0	10/4.9	2-7	.286	0-0	.000	0-2	.000	1	3	4	2.0	1-0	0	0	1	0	4	2.0
<b>TOTAL</b>		<b>2-0</b>	<b>10/4.9</b>	<b>2-7</b>	<b>.286</b>	<b>0-0</b>	<b>.000</b>	<b>0-2</b>	<b>.000</b>	<b>1</b>	<b>3</b>	<b>4</b>	<b>2.0</b>	<b>1-0</b>	<b>0</b>	<b>0</b>	<b>1</b>	<b>0</b>	<b>4</b>	<b>2.0</b>

**Single Game Highs**

Statistic	Value	
Points	4	vs Stetson 11/12/21
Rebounds	2	vs Stetson 11/12/21, vs Ga. Southern 11/26/21
Blocks	1	vs Ga. Southern 11/26/21
FG Made	2	vs Stetson 11/12/21
FG Attempts	6	vs Stetson 11/12/21
FT Attempts	2	vs Ga. Southern 11/26/21



**Georgia Tech Men's Basketball  
Individual Career Summaries  
All games**

**MOORE, Khalid**

SEASON	TEAM	GP-GS	MIN/AVG	Field Goals		3-Point		F-Throws		Rebounds				Other					Scoring	
				FG-FGA	FG%	3FG-3FGA	3FG%	FT-FTA	FT%	OFF	DEF	TOT	AVG	PF-FO	A	TO	BLK	STL	PTS	AVG
2018-19	GaTech	31-10	509/16.4	40-84	.476	7-22	.318	42-64	.656	5	40	45	1.5	54-1	36	22	2	11	129	4.2
2019-20	GaTech	29-12	491/16.9	31-89	.348	9-27	.333	24-47	.511	15	47	62	2.1	48-3	33	36	4	20	95	3.3
2020-21	GaTech	25-11	598/23.9	41-108	.380	12-53	.226	26-41	.634	16	58	74	3.0	40-0	21	20	12	17	120	4.8
2021-22	GaTech	6-6	130/21.6	9-28	.321	1-9	.111	4-4	1.000	10	15	25	4.2	11-0	2	9	0	7	23	3.8
<b>TOTAL</b>		<b>91-39</b>	<b>1728/19.0</b>	<b>121-309</b>	<b>.392</b>	<b>29-111</b>	<b>.261</b>	<b>96-156</b>	<b>.615</b>	<b>46</b>	<b>160</b>	<b>206</b>	<b>2.3</b>	<b>153-4</b>	<b>92</b>	<b>87</b>	<b>18</b>	<b>55</b>	<b>367</b>	<b>4.0</b>

**Single Game Highs**

Statistic	Value	
Points	14	vs Florida A&M 12/09/18
Rebounds	9	vs Elon 11/11/19
Assists	6	vs Syracuse 12/07/19, vs Syracuse 02/27/21
Steals	6	at NC State 11/05/19
Blocks	3	vs Miami (FL) 03/11/21
FG Made	6	vs Florida A&M 12/09/18
FG Attempts	9	4 times
3FG Made	2	6 times
3FG Attempts	6	vs Notre Dame 03/12/19, at Duke 01/26/21, vs Florida St. 03/13/21
FT Made	6	vs Wake Forest 01/05/19
FT Attempts	8	vs Georgia St. 11/25/20



**PARHAM, Bubba**

SEASON	TEAM	GP-GS	MIN/AVG	Field Goals		3-Point		F-Throws		Rebounds				Scoring						
				FG-FGA	FG%	3FG-3FGA	3FG%	FT-FTA	FT%	OFF	DEF	TOT	AVG	PF-FO	A	TO	BLK	STL	PTS	AVG
2017-18	VMI	30-30	895/29.8	145-363	.399	58-175	.331	91-114	.798	12	89	101	3.4	67-0	74	83	0	24	439	14.6
2018-19	VMI	32-32	1084/33.9	210-494	.425	116-292	.397	150-189	.794	10	99	109	3.4	60-0	112	82	1	20	686	21.4
2019-20	GaTech	31-6	822/26.5	54-151	.358	26-86	.302	26-30	.867	12	63	75	2.4	85-3	55	42	1	25	160	5.2
2020-21	GaTech	25-14	674/27.0	57-139	.410	31-94	.330	22-27	.815	14	52	66	2.6	61-0	36	13	0	24	167	6.7
<b>TOTAL FOR GaTech</b>		<b>56-20</b>	<b>1496/26.7</b>	<b>111-290</b>	<b>.383</b>	<b>57-180</b>	<b>.317</b>	<b>48-57</b>	<b>.842</b>	<b>26</b>	<b>115</b>	<b>141</b>	<b>2.5</b>	<b>146-3</b>	<b>91</b>	<b>55</b>	<b>1</b>	<b>49</b>	<b>327</b>	<b>5.8</b>
<b>TOTAL</b>		<b>118-82</b>	<b>3475/29.4</b>	<b>466-1147</b>	<b>.406</b>	<b>231-647</b>	<b>.357</b>	<b>289-360</b>	<b>.803</b>	<b>48</b>	<b>303</b>	<b>351</b>	<b>3.0</b>	<b>273-3</b>	<b>277</b>	<b>220</b>	<b>2</b>	<b>93</b>	<b>1452</b>	<b>12.3</b>

**Single Game Highs**

Statistic	Value	
Points	41	vs Western Caro. 03/08/19
Rebounds	9	at Stetson 11/23/18
Assists	9	vs The Citadel 03/02/19
Steals	4	at The Citadel 02/17/18
Blocks	1	vs UNC Greensboro 01/05/19, vs Morehouse 01/28/20
FG Made	13	at Western Caro. 02/23/19
FG Attempts	26	at Western Caro. 02/23/19
3FG Made	10	at Kentucky 11/18/18
3FG Attempts	16	at Kentucky 11/18/18
FT Made	17	vs Western Caro. 03/08/19
FT Attempts	18	vs Western Caro. 03/08/19

**SMITH, Deivon**

SEASON	TEAM	GP-GS	MIN/AVG	Field Goals		3-Point		F-Throws		Rebounds				Scoring						
				FG-FGA	FG%	3FG-3FGA	3FG%	FT-FTA	FT%	OFF	DEF	TOT	AVG	PF-FO	A	TO	BLK	STL	PTS	AVG
2020-21	MSU	33-8	749/22.7	65-192	.339	19-68	.279	24-39	.615	13	106	119	3.6	52-1	97	56	9	29	173	5.2
2021-22	GaTech	5-1	120/24.1	15-41	.366	3-6	.500	5-9	.556	5	9	14	2.8	15-0	16	7	0	6	38	7.6
<b>TOTAL FOR GaTech</b>		<b>5-1</b>	<b>120/24.1</b>	<b>15-41</b>	<b>.366</b>	<b>3-6</b>	<b>.500</b>	<b>5-9</b>	<b>.556</b>	<b>5</b>	<b>9</b>	<b>14</b>	<b>2.8</b>	<b>15-0</b>	<b>16</b>	<b>7</b>	<b>0</b>	<b>6</b>	<b>38</b>	<b>7.6</b>
<b>TOTAL</b>		<b>38-9</b>	<b>869/22.9</b>	<b>80-233</b>	<b>.343</b>	<b>22-74</b>	<b>.297</b>	<b>29-48</b>	<b>.604</b>	<b>18</b>	<b>115</b>	<b>133</b>	<b>3.5</b>	<b>67-1</b>	<b>113</b>	<b>63</b>	<b>9</b>	<b>35</b>	<b>211</b>	<b>5.6</b>

**Single Game Highs**

Statistic	Value	
Points	17	vs Memphis 03/28/21
Rebounds	8	at Texas A&M 03/03/21
Assists	9	vs Iowa St. 01/30/21
Steals	2	11 times
Blocks	1	9 times
FG Made	7	vs Memphis 03/28/21
FG Attempts	16	vs Memphis 03/28/21
3FG Made	3	at Georgia 12/30/20
3FG Attempts	5	at South Carolina 02/06/21, vs Memphis 03/28/21
FT Made	3	vs Jackson St. 12/08/20, vs Charleston So. 11/22/21
FT Attempts	5	vs Charleston So. 11/22/21



**Georgia Tech Men's Basketball  
Individual Career Summaries  
All games**

**STURDIVANT, Kyle**

SEASON	TEAM	GP-GS	MIN/AVG	Field Goals		3-Point		F-Throws		Rebounds				Other					Scoring	
				FG-FGA	FG%	3FG-3FGA	3FG%	FT-FTA	FT%	OFF	DEF	TOT	AVG	PF-FO	A	TO	BLK	STL	PTS	AVG
2019-20	USC	21-0	175/8.3	16-46	.348	3-14	.214	8-9	.889	4	20	24	1.1	10-0	25	22	1	5	43	2.0
2020-21	GaTech	26-0	308/11.8	32-74	.432	8-22	.364	18-23	.783	2	22	24	0.9	27-0	27	17	2	6	90	3.5
2021-22	GaTech	6-6	136/22.7	15-35	.429	2-9	.222	13-20	.650	0	12	12	2.0	5-0	13	7	1	4	45	7.5
<b>TOTAL FOR GaTech</b>		<b>32-6</b>	<b>444/13.9</b>	<b>47-109</b>	<b>.431</b>	<b>10-31</b>	<b>.323</b>	<b>31-43</b>	<b>.721</b>	<b>2</b>	<b>34</b>	<b>36</b>	<b>1.1</b>	<b>32-0</b>	<b>40</b>	<b>24</b>	<b>3</b>	<b>10</b>	<b>135</b>	<b>4.2</b>
<b>TOTAL</b>		<b>53-6</b>	<b>619/11.7</b>	<b>63-155</b>	<b>.406</b>	<b>13-45</b>	<b>.289</b>	<b>39-52</b>	<b>.750</b>	<b>6</b>	<b>54</b>	<b>60</b>	<b>1.1</b>	<b>42-0</b>	<b>65</b>	<b>46</b>	<b>4</b>	<b>15</b>	<b>178</b>	<b>3.4</b>

**Single Game Highs**

Statistic	Value	
Points	17	vs Charleston So. 11/22/21
Rebounds	5	at Nebraska 12/09/20, vs Ga. Southern 11/26/21
Assists	5	vs FGCU 12/29/19
Steals	2	vs Florida St. 03/13/21, at Georgia 11/19/21, vs Ga. Southern 11/26/21
Blocks	1	4 times
FG Made	7	vs Charleston So. 11/22/21
FG Attempts	13	vs Charleston So. 11/22/21
3FG Made	2	vs LSU 12/21/19, vs Duke 03/02/21
3FG Attempts	4	vs LSU 12/21/19
FT Made	5	vs Florida St. 03/13/21, vs Ga. Southern 11/26/21
FT Attempts	6	vs Florida St. 03/13/21, vs Ga. Southern 11/26/21



**Georgia Tech Men's Basketball  
Individual Career Summaries  
All games**

**USHER, Jordan**

SEASON	TEAM	GP-GS	MIN/AVG	Field Goals		3-Point		F-Throws		Rebounds				Scoring						
				FG-FGA	FG%	3FG-3FGA	3FG%	FT-FTA	FT%	OFF	DEF	TOT	AVG	PF-FO	A	TO	BLK	STL	PTS	AVG
2017-18	USC	36-2	509/14.1	60-135	.444	27-66	.409	24-32	.750	21	50	71	2.0	65-0	34	25	4	18	171	4.8
2018-19	USC	12-2	290/24.2	38-84	.452	8-28	.286	19-27	.704	10	34	44	3.7	36-1	20	20	3	4	103	8.6
2019-20	GaTech	23-23	612/26.6	69-171	.404	9-44	.205	41-54	.759	17	84	101	4.4	58-1	49	58	6	18	188	8.2
2020-21	GaTech	26-26	766/29.4	121-242	.500	24-84	.286	36-54	.667	15	94	109	4.2	73-1	72	58	19	42	302	11.6
2021-22	GaTech	6-6	206/34.3	39-78	.500	6-21	.286	11-19	.579	8	44	52	8.7	15-1	18	17	3	6	95	15.8
<b>TOTAL FOR GaTech</b>		<b>55-55</b>	<b>1584/28.8</b>	<b>229-491</b>	<b>.466</b>	<b>39-149</b>	<b>.262</b>	<b>88-127</b>	<b>.693</b>	<b>40</b>	<b>222</b>	<b>262</b>	<b>4.8</b>	<b>146-3</b>	<b>139</b>	<b>133</b>	<b>28</b>	<b>66</b>	<b>585</b>	<b>10.6</b>
<b>TOTAL</b>		<b>103-59</b>	<b>2383/23.1</b>	<b>327-710</b>	<b>.461</b>	<b>74-243</b>	<b>.305</b>	<b>131-186</b>	<b>.704</b>	<b>71</b>	<b>306</b>	<b>377</b>	<b>3.7</b>	<b>247-4</b>	<b>193</b>	<b>178</b>	<b>35</b>	<b>88</b>	<b>859</b>	<b>8.3</b>

**Single Game Highs**

Statistic	Value	
Points	24	vs Charleston So. 11/22/21
Rebounds	11	vs Stetson 11/12/21
Assists	7	vs Syracuse 02/27/21
Steals	4	4 times
Blocks	4	vs Wake Forest 01/03/21
FG Made	9	at Georgia 11/19/21, vs Charleston So. 11/22/21
FG Attempts	16	vs Vanderbilt 11/11/18, vs Lamar University 11/15/21
3FG Made	5	vs Clemson 01/20/21
3FG Attempts	9	vs Western Ky. 03/19/18
FT Made	8	at Santa Clara 12/18/18
FT Attempts	8	vs CSU Bakersfield 11/25/18, at Santa Clara 12/18/18, vs Georgia St. 11/25/20



# MISCELLANEOUS

## Starting Lineups

Game	Opponent	Result	F	F	G	G	G	Lineup#	Record
N9	MIAMI, OHIO	L, 69-72	Usher	K. Moore	Howard	Devoe	Sturdivant	1	0-1
N12	STETSON	W, 77-52	Usher	K. Moore	Howard	Devoe	Sturdivant	1	1-1
N15	LAMAR	W, 75-66	Usher	K. Moore	Howard	Devoe	Sturdivant	1	2-1
N19	at Georgia	W, 88-78	Usher	K. Moore	Howard	Devoe	Sturdivant	1	3-1
N22	CHARLESTON SOUTHERN	W, 85-70	Usher	K. Moore	Howard	Smith	Sturdivant	2	1-0
N26	GEORGIA SOUTHERN	W, 61-59	Usher	K. Moore	Howard	Coleman	Sturdivant	3	1-0
D1	WISCONSIN								
D5	NORTH CAROLINA								
D11	vs. LSU								
D18	vs. Southern California								
D21	GEORGIA STATE								
D23	ALABAMA A&M								
D29	at Syracuse								
J1	LOUISVILLE								
J4	at Duke								
J8	NOTRE DAME								
J12	at Boston College								
J15	at North Carolina								
J19	WAKE FOREST								
J26	FLORIDA STATE								
J29	MIAMI								
F2	at Virginia Tech								
F5	CLEMSON								
F9	at Miami								
F12	at Virginia								
F15	N.C. STATE								
F19	at Pittsburgh								
F23	VIRGINIA TECH								
F26	at Notre Dame								
M2	at Clemson								
M5	BOSTON COLLEGE								
M8	ACC Tournament								

## Specialty Stats (GT/Opp)

Game	Opponent	Paint	OffTO	2ndCh	FBreak	Bench
N9	MIAMI, OHIO	34/26	11/13	6/11	17/11	12/10
N12	STETSON	42/28	12/15	8/5	19/13	34/21
N15	LAMAR	28/32	11/15	13/2	13/11	31/30
N19	at Georgia	42/42	17/14	8/9	9/8	16/23
N22	CHARLESTON SOUTHERN	50/30	12/13	11/6	10/4	17/24
N26	GEORGIA SOUTHERN	26/24	28/13	5/16	13/4	26/29
D1	WISCONSIN					
D5	NORTH CAROLINA					
D11	vs. LSU					
D18	vs. Southern California					
D21	GEORGIA STATE					
D23	ALABAMA A&M					
D29	at Syracuse					
J1	LOUISVILLE					
J4	at Duke					
J8	NOTRE DAME					
J12	at Boston College					
J15	at North Carolina					
J19	WAKE FOREST					
J26	FLORIDA STATE					
J29	MIAMI					
F2	at Virginia Tech					
F5	CLEMSON					
F9	at Miami					
F12	at Virginia					
F15	N.C. STATE					
F19	at Pittsburgh					
F23	VIRGINIA TECH					
F26	at Notre Dame					
M2	at Clemson					
M5	BOSTON COLLEGE					
M8	ACC Tournament					

## Miscellaneous

Opponent	Uniform Color	Tip	Large Lead	Large Deficit	Ties	Lead Changes	GT Led	Opp Led	Game Tied	1st GT Subs	On the Floor at the End	
N9	MIAMI, OHIO	White	MOH	8	6	6	11	23:49	12:34	7:37	Smith > Sturdivant, 14:12-1H	Devoe, Gigiberia, Kelly, Smith, Sturdivant
N12	STETSON	White	GT	25	-	-	-	39:42	-	0:18	Smith, Gigiberia > Sturdivant, Howard, 14:12-1H	Coleman, Miles Kelly, Meka, J.Moore, Smith
N15	LAMAR	White	GT	22	-	1	-	37:57	-	2:03	Coleman, Smith > Moore, Sturdivant, 14:33-1H	Devoe, Sturdivant, Coleman, K.Moore, Usher
N19	at Georgia	Navy	UGA	10	6	8	13	21:57	13:57	4:06	Smith > Sturdivant, 17:55-1H	Devoe, Smith, Coleman, Moore, Usher
N22	CHARLESTON SOUTHERN	White	GT	17	-	-	-	39:22	-	0:38	Coleman > Smith, 14:55-1H	Kelly, Sturdivant, Howard, Coleman, Usher
N26	GEORGIA SOUTHERN	Gold	GSO	7	14	4	5	13:10	24:16	2:34	Kelly > K.Moore, 15:50-1H	Devoe, Sturdivant, Moore, Usher, Howard
D1	WISCONSIN											
D5	NORTH CAROLINA											
D11	vs. LSU											
D18	vs. Southern California											
D21	GEORGIA STATE											
D23	ALABAMA A&M											
D29	at Syracuse											
J1	LOUISVILLE											
J4	at Duke											
J8	NOTRE DAME											
J12	at Boston College											
J15	at North Carolina											
J19	WAKE FOREST											
J26	FLORIDA STATE											
J29	MIAMI											
F2	at Virginia Tech											
F5	CLEMSON											
F9	at Miami											
F12	at Virginia											
F15	N.C. STATE											
F19	at Pittsburgh											
F23	VIRGINIA TECH											
F26	at Notre Dame											
M2	at Clemson											
M5	BOSTON COLLEGE											
M8	ACC Tournament											

\*retro gold or white uniform

# ROSTER AT-A-GLANCE

## NUMERICAL

No.	Name	Pos.	Ht.	Wt.	Cl.	Exp.	Hometown	High School/College
0	Michael Devoe	G	6-5	191	Sr.	3VL	Orlando, Fla.	Montverde Academy
1	Kyle Sturdivant	G	6-2	197	Jr.	1VL	Norcross, Ga.	Norcross HS/Southern California
2	Saba Gigiberia	C/F	7-1	248	So.	1VL	Tbilisi, Georgia	Prolific Preparatory School [Napa, Calif.]
3	Bubba Parham	G	5-10	161	Sr.*	2VL	Snellville, Ga.	Brookwood HS/VMI
4	Jordan Usher	G/F	6-7	220	Sr.*	2VL	Canton, Ga.	Wheeler HS/Southern California
5	Deivon Smith	G	6-1	172	So.	TR	Loganville, Ga.	Grayson HS/Mississippi State
10	Dallan "Deebo" Coleman	G	6-6	215	Fr.	HS	Memphis, Tenn.	West Nassau HS [Callahan, Fla.]
11	Tristan Maxwell	G	6-2	209	So.	1VL	Huntersville, N.C.	North Mecklenburg HS
12	Khalid Moore	F	6-7	208	Sr.	3VL	Briarwood, N.Y.	Archbishop Molloy HS
13	Miles Kelly	G	6-5	171	Fr.	HS	Lilburn, Ga.	Parkview HS/Hargrave Military Academy
14	Jalon Moore	F	6-6	211	Fr.	HS	Gardendale, Ala.	Gardendale HS
23	Jordan Meka	C/F	6-8	225	So.	1VL	Yaoundé, Cameroon	Mt. Bethel Christian Academy [Marietta, Ga.]
24	Rodney Howard	C/F	6-10	246	Jr.	1VL	Ypsilanti, Mich.	Legacy Charter School [Greenville, S.C.]/Georgia
30	Coleman Boyd	G	6-1	178	Jr.	2VL	Smyrna, Ga.	Mt. Bethel Christian Academy
35	Jehloni James	F	6-6	192	Jr.	2VL	Sugar Hill, Ga.	Lanier HS
33	Brayden Daniels	G	6-4	170	Fr.	HS	Louisville, Ky.	Christian Academy of Louisville
43	Jermontae Hill	G	6-6	198	Fr.	HS	Atlanta, Ga.	Tucker HS/DME Academy (Daytona, Fla.)

## ALPHABETICAL

No.	Name	Pos.	Ht.	Wt.	Cl.	Exp.	Hometown	High School/College
30	Coleman Boyd	G	6-1	178	Jr.	2VL	Smyrna, Ga.	Mt. Bethel Christian Academy
10	Dallan "Deebo" Coleman	G	6-6	215	Fr.	HS	Memphis, Tenn.	West Nassau HS [Callahan, Fla.]
33	Brayden Daniels	G	6-4	170	Fr.	HS	Louisville, Ky.	Christian Academy of Louisville
0	Michael Devoe	G	6-5	191	Sr.	3VL	Orlando, Fla.	Montverde Academy
2	Saba Gigiberia	C/F	7-1	248	So.	1VL	Tbilisi, Georgia	Prolific Preparatory School [Napa, Calif.]
43	Jermontae Hill	G	6-6	198	Fr.	HS	Atlanta, Ga.	Tucker HS/DME Academy (Daytona, Fla.)
24	Rodney Howard	C/F	6-10	246	Jr.	1VL	Ypsilanti, Mich.	Legacy Charter School [Greenville, S.C.]/Georgia
35	Jehloni James	F	6-6	192	Jr.	2VL	Sugar Hill, Ga.	Lanier HS
13	Miles Kelly	G	6-5	171	Fr.	HS	Lilburn, Ga.	Parkview HS/Hargrave Military Academy
11	Tristan Maxwell	G	6-2	209	So.	1VL	Huntersville, N.C.	North Mecklenburg HS
23	Jordan Meka	C/F	6-8	225	So.	1VL	Yaoundé, Cameroon	Mt. Bethel Christian Academy [Marietta, Ga.]
14	Jalon Moore	F	6-6	211	Fr.	HS	Gardendale, Ala.	Gardendale HS
12	Khalid Moore	F	6-7	208	Sr.	3VL	Briarwood, N.Y.	Archbishop Molloy HS
3	Bubba Parham	G	5-10	161	Sr.*	2VL	Snellville, Ga.	Brookwood HS/VMI
5	Deivon Smith	G	6-1	172	So.	TR	Loganville, Ga.	Grayson HS/Mississippi State
1	Kyle Sturdivant	G	6-2	197	Jr.	1VL	Norcross, Ga.	Norcross HS/Southern California
4	Jordan Usher	G/F	6-7	220	Sr.*	2VL	Canton, Ga.	Wheeler HS/Southern California

**Head Coach:** Josh Pastner (Arizona, 1997), 6th season

**Associate Head Coach:** Eric Reveno (Stanford, 1989), 6th season

**Assistant Coach:** Julian Swartz (Carroll College, 2005), 5th season

**Assistant Coach:** Anthony Wilkins (Kent State, 2013), 4th season

**Director of Operations:** Tyler Benson (St. Bonaventure, 2009), 6th season

**Associate Director of Player Personnel:** B.J. Elder (Georgia Tech, 2014), 3rd season

**Director of Scouting:** Hayden Sheridan (Arizona, 2016), 4th season

**Player Development Coach:** Eddie Dimas (Grand Canyon, 2015), 1st season

**Athletic Trainer:** Richard Stewart (Salisbury, 2005), 15th season

## Pronunciations

McCamish Pavilion	Mc-CAM-ish (like CAM Newton)
Saba Gigiberia	SOBB-uh GEE-GEE-buh-REE-uh (hard G)
Dallan "Deebo" Coleman	DELL-un, DEE-bo
Eddie Dimas	di-MAS
Jehloni James	juh-LONNIE
Jordan Meka	MECK-uh
Jalon Moore	JAY-lun
Khalid Moore	kuh-LEED
Bubba Parham	PAR-um
Eric Reveno	REV-uh-no
Deivon Smith	DAY-von
Kyle Sturdivant	STIR-de-vunt

## BY CLASS

**Seniors:** Michael Devoe, Bubba Parham, Khalid Moore, Jordan Usher

**Juniors:** Coleman Boyd, Rodney Howard, Jehloni James, Kyle Sturdivant

**Sophomores:** Saba Gigiberia, Tristan Maxwell, Jordan Meka, Deivon Smith

**Freshman:** Dallan "Deebo" Coleman, Brayden Daniels, Jermontae Hill, Miles Kelly, Jalon Moore

## BY STATE/COUNTRY

**Alabama:** Jalon Moore

**Cameroon:** Jordan Meka

**Florida:** Michael Devoe

**Georgia:** Coleman Boyd, Jermontae Hill, Jehloni James, Miles Kelly, Bubba Parham, Deivon Smith, Kyle Sturdivant, Jordan Usher

**Georgia (Republic of):** Saba Gigiberia

**Kentucky:** Brayden Daniels

**Michigan:** Rodney Howard

**New York:** Khalid Moore

**North Carolina:** Tristan Maxwell

**Tennessee:** Dallan "Deebo" Coleman

## BY MAJOR

**Business Administration:** Coleman Boyd, Dallan "Deebo" Coleman, Michael Devoe, Jehloni James, Miles Kelly, Tristan Maxwell, Jermontae Hill, Rodney Howard, Khalid Moore, Jordan Meka, Kyle Sturdivant, Jordan Usher

**Civil Engineering:** Jalon Moore

**History, Technology & Society:** Bubba Parham

**Industrial Design:** Saba Gigiberia




**Industrial Engineering:** Brayden Daniels

**Literature, Media & Communication:** Deivon Smith

## BY HEIGHT

5-10	Bubba Parham
6-1	Coleman Boyd, Deivon Smith
6-2	Tristan Maxwell, Kyle Sturdivant
6-5	Michael Devoe, Miles Kelly
6-6	Deebo Coleman, Jermontae Hill, Jehloni James
6-7	Khalid Moore, Jordan Usher
6-8	Jordan Meka
6-9	David Didenko, Moses Wright
6-10	Rodney Howard
7-1	Saba Gigiberia

## RADIO/TV ROSTER

**Coleman  
Boyd**  
G • 6-1 • Jr.**30****Dallon "Deebo"  
Coleman**  
G • 6-3 • Fr.**10****Brayden  
Daniels**  
G • 6-4 • Fr.**33****Michael  
Devoe**  
G • 6-5 • Sr.**0****Saba  
Gigiberia**  
C • 7-1 • So.**2****Jermontae  
Hill**  
G • 6-6 • Fr.**43****Rodney  
Howard**  
F • 6-10 • Jr.**24****Jehloni  
James**  
F • 6-6 • Jr.**35****Miles  
Kelly**  
G • 6-5 • Fr.**13****Tristan  
Maxwell**  
G • 6-2 • So.**11****Jordan  
Meka**  
F • 6-8 • So.**23****Jalon  
Moore**  
F • 6-6 • Fr.**14****Khalid  
Moore**  
F • 6-7 • Sr.**12****Bubba  
Parham**  
G • 5-10 • Sr.**3****Deivon  
Smith**  
G • 6-1 • So.**5****Kyle  
Sturdivant**  
G • 6-2 • Jr.**1****Jordan  
Usher**  
G/F • 6-7 • Sr.**4****Josh Pastner**  
Head Coach

GAME NOTES

**Eric Reveno**  
Associate Head Coach**Julian Swartz**  
Assistant Coach**Anthony Wilkins**  
Assistant Coach**Tyler Benson**  
Director of Operations**B.J. Elder**  
Director of Player Personnel**Hayden Sheridan**  
Director of Scouting

