



# GEORGIA TECH BASKETBALL 2021-22

ACC Champions 1985, 1990, 1993, 2021 • Final Four 1990, 2004 • 17 NCAA Tournament appearances

## 2021-22 Schedule/Results

Date	Opponent	TV	Time
O31	MOREHOUSE (exh)	--	W, 89-52
N9	MIAMI, OHIO	ACCNX	L, 69-72
N12	STETSON	ACCNX	W, 77-52
N15	LAMAR	ACCNX	W, 75-66
N19	at Georgia	SECN	9 p.m.
N22	CHARLESTON SOUTHERN	ACCN	7 p.m.
N26	GEORGIA SOUTHERN	RSN	12 p.m.
D1	WISCONSIN*	ESPN2	9:15 p.m.
D5	NORTH CAROLINA	ESPN	3 p.m.
D11	vs. LSU#	ESPN2	6 p.m.
D18	vs. Southern California+	Pac12	4 p.m.
D21	GEORGIA STATE	RSN	9 p.m.
D23	ALABAMA A&M	ACCN	7 p.m.
D29	at Syracuse	RSN	7 p.m.
J1	LOUISVILLE	ACCN	2 p.m.
J4	at Duke	ACCN	9 p.m.
J8	NOTRE DAME	ACCN	6 p.m.
J12	at Boston College	RSN	9 p.m.
J15	at North Carolina	ACCN	8 p.m.
J19	WAKE FOREST	ESPNU	7 p.m.
J26	FLORIDA STATE	ACCN	9 p.m.
J29	MIAMI	RSN	12 p.m.
F2	at Virginia Tech	ACCN	9 p.m.
F5	CLEMSON	RSN	2 p.m.
F9	at Miami	RSN	7 p.m.
F12	at Virginia	ESPN/2	4 p.m.
F15	N.C. STATE	ACCN	8 p.m.
F19	at Pittsburgh	ACCN	7 p.m.
F23	VIRGINIA TECH	ESPN/ESPN2	9 p.m.
F26	at Notre Dame	ACCN	5 p.m.
M2	at Clemson	ACCN	7 p.m.
M5	BOSTON COLLEGE	RSN	12 p.m.
M8-12	ACC Tournament (Brooklyn, N.Y.)		
*Big Ten/ACC Challenge; #Holiday Hoopsgiving (State Farm Arena, Atlanta, Ga.); +Jerry Colangelo Classic (Phoenix, Ariz.)			
All times Eastern; home games in ALL CAPS			
(AP/USA) - rankings in AP/coaches polls at time of game, current rankings for upcoming games (rv=receiving votes)			

## RADIO: Georgia Tech Sports Network by Legends Sports

Announcers	Randy Waters, Quinton Stephens
Engineer	Miller Pope
Flagship station in Atlanta	680 AM, 93.7 FM
Satellite Radio	Sirius 133, XM 190, SiriusXM app 961
Online	GT Gameday App, Ramblinwreck.com
Tuneln	buzz.gt/LiveTuneln

## ONLINE STREAM: SEC Network

Announcers	Tom Hart, Daymeon Fishback
------------	----------------------------

## COMMUNICATIONS

GTMBB contact	Mike Stamus
Phone	404-894-5445 (ofc), 404-218-9723 (cell)
E-mail	mstamus@athletics.gatech.edu

## SOCIAL MEDIA: #TogetherWeSwarm

Official Twitter	@GTMBB / @GTJoshPastner
Facebook	gtmensbasketball
Instagram	gtmensbasketball

## GEORGIA TECH (2-1, 0-0 ACC) vs. GEORGIA (2-1, 0-0 SEC)

Game 4 • November 19, 2021 • 9 p.m.

### Jackets Visit Georgia

Georgia Tech leaves the confines of McCamish Pavilion for the first time Friday night when it visits cross-state rival Georgia for a 9 p.m. tip Friday night at Stegeman Coliseum in Athens.

Coming off its first ACC championship season since 1993 and its first NCAA Tournament appearance since 2011, the Yellow Jackets are 2-1 with victories over Lamar (75-66 Monday) and Stetson (77-52 Friday) after dropping a 72-69 decision to Miami of Ohio in their season opener on Nov. 9.

Reigning ACC Tournament MVP **Michael Devoe** (Orlando, Fla.), averaging a team-high 18 points and 5.3 assists per game, leads three Yellow Jackets averaging in double figures, along with senior forward **Jordan Usher** (Canton, Ga.) at 13.7 points and 9.3 rebounds per game, and freshman **Dallan "Deebo" Coleman** (Memphis, Tenn.) with 11.7 points per game.

The Jackets play seven of their first eight games this season at McCamish Pavilion. Tech does not leave the state of Georgia to play until Dec. 18, when it travels to Phoenix, Ariz., to play Southern California.

Georgia improved to 2-1 following their 76-60 victory over South Carolina State Tuesday night. In head coach Tom Crean's fourth season at the helm, the Bulldogs opened the

### GAME INFORMATION

Event/Site	Stegeman Coliseum, Athens, Ga.
Series vs. Georgia	Tech leads, 105-91
In Athens	Tech trails, 30-54
Last meeting	11/20/2019, Georgia won, 82-78

### GEORGIA TECH YELLOW JACKETS

Rankings (AP/coaches/KenPom/NET)	nr   nr   62   na
Record breakdown	2-1 home   0-0 road   0-0 neutral
Head coach	Josh Pastner (Arizona, 1997)
Career record/at GT	251-150 ! (13th yr)   84-77 ! (6th yr)
Pastner vs. Georgia	0-4
Next game	Nov. 22 vs. Charleston Southern
! On-court record - 22 wins and 1 loss vacated by NCAA Committee on Infractions	

### GEORGIA BULLDOGS

Rankings (AP/coaches/KenPom/NET)	nr   nr   162   na
Record breakdown	2-0 home   0-1 road   0-0 neutral
Head coach	Tom Crean (Central Michigan, 1989)
Career record/at Georgia	399-281 (22nd yr)   43-50 (4th yr)
Crean vs. Tech	2-1 (2-0 at Georgia)
Next game	Nov. 22 vs. Virginia (Newark, N.J.)
! On-court record - 22 wins and 1 loss vacated by NCAA Committee on Infractions	

## ROSTER AT-A-GLANCE (#indicates last-game starter, \*5th-yr senior)

<b>30</b>	Coleman Boyd..... G ..... 6-1 ..... 173..... Jr..... Smyrna, Ga. ....--
> Non-scholarship player 3rd year at Tech, played in 6 games	
<b>10</b>	Dallan "Deebo" Coleman... G ..... 6-6 ..... 215..... Fr..... Memphis, Tenn. ....11.7 ppg.....2.3 rpg
> 2021 Mr. Basketball in state of Fla. (West Nassau HS), 16.5 ppg, 9-13 3pt FG vs. Stetson/Lamar	
<b>33</b>	Brayden Daniels..... G ..... 6-4 ..... 170..... Fr..... Louisville, Ky.....--
> Non-scholarship player, 1st year at Tech	
<b>0</b>	Michael Devoe# ..... G ..... 6-5 ..... 193..... Sr..... Orlando, Fla. ....18.0 ppg.....5.0 apg
> 2021 ACC Tourney MVP; 9-of-15 from 3pt range in 3 games; 15 ast/6 TO	
<b>2</b>	Saba Gigiberia..... C/F ..... 7-1 ..... 248..... So..... Tbilisi, Georgia .....2.0 ppg.....2.5 rpg
> Played in 8 games as a freshman; 6.6 mpg so far this season	
<b>43</b>	Jermontae Hill..... G ..... 6-6 ..... 198..... Fr..... Atlanta, Ga. ....--
> Non-scholarship player, 1st year at Tech	
<b>24</b>	Rodney Howard#..... C/F ..... 6-10 ..... 246..... Jr..... Ypsilanti, Mich.....7.0 ppg.....8.7 rpg
> Played in 19 games (12 ACC games), notched double-double vs. Miami-OH (10 pts, 14 reb)	
<b>35</b>	Jehloni James..... F ..... 6-6 ..... 192..... Jr..... Sugar Hill, Ga. ....--
> Non-scholarship forward in his 3rd year with the program, played in 5 games	
<b>13</b>	Miles Kelly ..... G ..... 6-5 ..... 171..... Fr..... Lilburn, Ga.....4.7 ppg.....0.3 rpg
> Prepped at Hargrave Military Academy following career at Parkview HS; avg 9.5 minutes off bench so far	
<b>11</b>	Tristan Maxwell..... G ..... 6-2 ..... 209..... So..... Huntersville, N.C.....--
> 2020 N.C. state HS POY; played 1 game (foot injury) last season; out 1st 3 games with dental problems	
<b>23</b>	Jordan Meka..... C/F ..... 6-8 ..... 225..... So..... Yaoundé, Cameroon.....0.0 ppg.....1.0 rpg
> Multi-yr all-state at Mt. Bethel Christian (Marietta, Ga.); played 9 minutes off bench vs. Stetson/Lamar	
<b>14</b>	Jalon Moore..... F ..... 6-6 ..... 211..... Fr..... Gardendale, Ala. ....--
> 3-star forward voted all-state in Alabama; played 4 minutes vs. Stetson	
<b>12</b>	Khalid Moore#..... F ..... 6-7 ..... 208..... Sr..... Briarwood, N.Y.....5.0 ppg.....3.7 rpg
> Started last 9 games of 2020-21 season, all 3 games this season	
<b>3</b>	Bubba Parham ..... G ..... 5-10 ..... 161..... Sr.* ..... Snellville, Ga.....--
> Scored in double digits in 6 games; 89 3pt FGA 3rd on team (33%); currently sidelined with knee injury	
<b>5</b>	Deivon Smith ..... G ..... 6-1 ..... 172..... So..... Loganville, Ga.....6.7 ppg.....3.3 apg
> Transfer from Mississippi State, started 8 games as freshman; 22.8 mpg off bench this season	
<b>1</b>	Kyle Sturdivant#..... G ..... 6-2 ..... 197..... Jr..... Norcross, Ga.....4.3 ppg.....1.6 apg
> 10.9 mpg, 3.4 ppg in ACC games last season; started all 3 games at PG this season	
<b>4</b>	Jordan Usher# ..... G/F ..... 6-7 ..... 220..... Sr.* ..... Canton, Ga. ....13.7 ppg.....9.3 rpg
> Double-figure scoring in last 9 straight games; double-doube vs. Stetson (14 pts, 11 reb), second of career	

## TECH NOTEBOOK

## Tech Team Statistics

Category	2021-22	ACC	NCAA
Scoring offense	73.7	11	178
Scoring defense	63.3	7	110
Scoring margin	+10.3	10	142
Field goal pct.	.455	12	152
Field goal pct. def.	.381	5	90
3-pt FG pct.	.410	4	43
3-pt FG made	8.2	6	135
3-pt FG pct. def.	.221	2	32
3-pt FG allowed	5.7	-	-
Free throw pct.	.650	11	246
Free throws made	8.7	11	209
Free throws against	11.7	-	-
Rebound average	43.0	1	59
Rebound margin	+10.3	1	60
O-Reb per game	11.1	4	140
D-Reb per game	31.7	1	40
Assists per game	18.3	2	43
Assist/TO ratio	1.4	5	76
Turnover margin	-2.3	14	252
Turnovers per game	13.3	10	161
Turnovers forced	11.0	14	289
Blocks per game	1.7	15	308
Steals per game	6.0	11	242
Personal fouls per game	17.0	9	162

Rankings through games of November 15

## Games Started

Player	Consec.	2021-22	Career	Conf.
Deebo Coleman	-	-	-	-
Michael Devoe	38	3	80	58
Saba Gigiberia	-	-	-	-
Rodney Howard	3	3	7	-
Miles Kelly	-	-	-	-
Tristan Maxwell	-	-	-	-
Jordan Meka	-	-	-	-
Jalon Moore	-	-	-	-
Khalid Moore	12	3	36	20
Bubba Parham	-	-	82	46
Deivon Smith	-	-	8	5
Kyle Sturdivant	3	3	3	-
Jordan Usher	52	3	56	39

\*includes starts at previous school

Career ACC includes ACC Tournament starts

## Non-Conference Breakdown

Team	Conf.	Record	Conf.	KP	NET
Alabama A&M	SWAC	1-1	-	329	
Charleston So.	Big South	1-1	-	336	
Georgia	SEC	1-1	-	162	
Georgia Southern Sun Belt		2-0	-	227	
Georgia State	Sun Belt	2-0	-	98	
Lamar	WAC	1-2	-	280	
LSU	SEC	3-0	-	28	
Miami (Ohio)	MAC	2-0	-	114	
Southern Cal	Pac-12	2-0	-	18	
Stetson	A-Sun	1-1	-	201	
Wisconsin	Big Ten	2-1	-	45	
<b>GT strength of schedule rank</b>				<b>261</b>	<b>--</b>
<b>GT NC strength of schedule rank</b>				<b>261</b>	<b>--</b>
<b>vs. Quad 1: 0-0</b>			<b>vs. Quad 2: 0-0</b>		
<b>vs. Quad 3: 0-0</b>			<b>vs. Quad 4: 0-0</b>		
KP - KenPom.com, NET - NCAA NET rankings					
Rankings through games of Nov. 15					

season by defeating Florida International (58-51) before dropping a 73-68 decision at Cincinnati.

Friday's game will be televised live on the SEC Network and also streamed live on the ESPN app. Radio coverage will be on the Georgia Tech Sports Network by Legends Sports and flagship station WCNN (680/93.7 the Fan), as well as on satellite radio (Sirius channel 133, XM channel 190, SiriusXM app 961).

## Series vs. Georgia

• Georgia Tech leads the overall series 105-91 and has played the Bulldogs more than any other opponent in its basketball history.

• The teams did not play during the 2020-21 season due to scheduling restrictions brought on by COVID-19. It was the first season in which the schools did not meet since a 6-year hiatus from the 1914-15 season through the 1919-20 season.

• The series has been played alternately on the respective schools' campuses since the 1995-96 season. Georgia holds an 15-10 lead over that period.

• In the 25 on-campus meetings since 1995, Georgia has won three times in Atlanta, and Tech has won twice in Athens.

• Georgia has won the last five games in the series, three of those in Athens and two in Atlanta. The Bulldogs captured a 82-78 victory on November 20, 2019 at Stegeman Coliseum.

• Prior to that, Georgia Tech had won four consecutive games over Georgia for the first time since winning 10 in a row over the Bulldogs, the longest for either team in the series, from December of 1958 to February of 1961.

• Tech snapped a 13-game losing streak in games played at Stegeman Coliseum with a 68-56 win over Georgia on Dec. 7, 2011. It was Tech's first win in Athens since Nov. 26, 1976, a stretch that spanned three Tech coaches - Dwane Morrison (0-for-his-last-4), Bobby Cremins (0-4) and Paul Hewitt (0-5).

• With Tech's 80-71 win in the Nov. 15, 2013 contest in Athens, the Yellow Jackets won back-to-back in Athens for the first time since winning three in a row from 1959-61.

• Before the December, 1995 meeting in Athens that marked the return to on-campus play, the teams played 14 straight years at the Omni in downtown Atlanta, which was located on the site of the current Philips Arena. Tech went 8-6 against the Bulldogs in the facility, including eight of the last 10 before the neutral series ended. The teams have played on neutral sites other than the SEC or Southern Intercollegiate Championships only one other time, that coming at the 1960 Gator Bowl Tournament in Jacksonville, Fla.

• Tech is 0-4 against Georgia under head coach Josh Pastner, and 1-2 against the Bulldogs' current head coach Tom Crean (the Jackets defeated a Crean-coached Indiana team in the 2017 NIT).

• Tech and Georgia were both charter members of the Southeastern Conference, and the Yellow Jackets went 55-29 against the Bulldogs in the SEC before leaving the conference after the 1963-64 season.

• Tech is 35-34 against Georgia since leaving the SEC.

## The Opening Tip

• **Good luck charm?** - Former Georgia Tech forward Quinton Stephens, recently hired as basketball programs specialist with the Atlanta Hawks after retiring from pro basketball, is making his debut as a radio analyst Friday night for Georgia Tech's broadcast. Randy Waters moves over to the play-by-play seat, while regular play-by-play voice Andy Demetra is in South Bend, Ind., preparing to call Tech's Saturday football game at Notre Dame. Stephens, who played at Tech from 2013-17, is the Yellow Jackets' all-time leader in games played (135), and one of the highlights of his career came against Georgia on Nov. 14, 2014, when he scored 22 points and hit 6-of-8 three-point field goals in an 80-73 home win over the Bulldogs, which coincidentally is the last time the Yellow Jackets have defeated

## Series vs. Georgia

## Tech leads 105-91

**Home: 62-27, Away: 30-54, Neutral: 13-10**

All Home Games: 62-27

At Alexander Memorial Coliseum: 31-9

At McCamish Pavilion: 2-2

All Other Home Courts: 29-16

In Athens: 30-54

At Stegeman Coliseum: 5-28

All Neutral Games: 13-10

At The Omni: 8-6

In Atlanta: 69-34

As SEC members: 55-29

As SIC members: 11-11

Under Whack Hyder: 38-21

Under Dwane Morrison: 6-10

Under Bobby Cremins: 10-10

Under Paul Hewitt: 4-7

Under Brian Gregory: 4-1

Under Josh Pastner: 0-4

Vs. Mark Fox: 4-5

Vs. Tom Crean: 1-2 (0-2 at Georgia)

Longest Winning Streak: 10 games (1958-61)

Longest Losing Streak: 7 games (1909-21, 1980-84)

Most Points Scored: 112 on 12-19-1990

Fewest Points Scored: 8 on 2-14-1914

Most Points Allowed: 105 on 12-19-1990

Fewest Points Allowed: 11 on 3-17-1906

Largest Margin of Victory: 38 on 12-5-2004

Largest Margin of Defeat: 69 on 1-22-1909

## RECENT SERIES RESULTS

12-13-1995	.....	19/20	.....	a	L	70- 94
12-3-1996	.....	.....	.....	h10	W	62- 61
12-23-1997	.....	nr/23	.....	a	L	71- 77
12-13-1998 (ot)	.....	.....	.....	h10	W	84- 79
12-8-1999	.....	.....	.....	a	L	68- 70
12-6-2000	.....	.....	.....	h10	L	70- 75
12-9-2001	.....	.....	.....	a	L	82- 95
11-27-2002	.....	17/18	.....	h10	W	83- 77
1-3-2004 (2ot)	.....	4/4	.....	a	L	80- 83
12-5-2004	.....	4/4	.....	h10	W	87- 49
12-7-2005	.....	.....	.....	a	L	75- 91
12-22-2006	.....	.....	.....	h10	W	78- 69
1-9-2008	.....	.....	.....	a	L	72- 79
1-6-2009	.....	.....	.....	h10	W	67- 62
1-5-2010	.....	20/17	.....	a	L	66- 73
12-7-2010	.....	.....	.....	h10	L	72- 73
12-7-2011	.....	.....	.....	a	W	68- 56
12-4-2012	.....	.....	.....	h15	W	62- 54
11-15-2013	.....	.....	.....	a	W	80- 71
11-14-2014	.....	.....	.....	h15	W	80- 73
12-19-2015	.....	.....	.....	a	L	61- 75
12-20-2016	.....	.....	.....	h15	L	43- 60
12-19-2017	.....	.....	.....	a	L	59- 80
12-22-2018	.....	.....	.....	h15	L	59- 70
11-20-2019	.....	.....	.....	a	L	78- 82

# TECH NOTEBOOK

## Just Georgia Tech, please...

*The Georgia Institute of Technology is the official title, but Georgia Tech will work fine, or just Tech (unless you're in Virginia or Texas). We would appreciate it if you would use our name in those ways. Georgia Tech University is incorrect. Thank you.*

## Georgia Tech Quick Facts

**Official Name:** Georgia Institute of Technology  
**Location:** Atlanta, Ga.  
**Enrollment:** 43,859  
**Founded:** 1885  
**Colors:** Old Gold and White  
**Nickname:** Yellow Jackets, Ramblin' Wreck  
**Mascot:** Buzz (Yellow Jacket)  
**Fight Songs:** Ramblin' Wreck, White and Gold  
**Conference:** Atlantic Coast (ACC)  
**Home Arena:** McCamish Pavilion (capacity 8,600)  
**President:** Dr. Angel Cabrera  
**Director of Athletics:** Todd Stansbury  
**Faculty Rep. for Athletics:** Dr. Baratunde Cola  
**Head Coach:** Josh Pastner (Arizona, 1997)  
**Record at Tech:** 84-77 ! (6th season)  
**Overall:** 251-150 ! (13th season)  
**ACC Regular Season:** 42-49 !  
**ACC Tournament:** 2-3  
**NCAA Tournament:** 2-5

**Associate Head Coach:** Eric Reveno (Stanford, 1989), 5th season  
**Assistant Coach:** Julian Swartz (Carroll College, 2005), 5th season  
**Assistant Coach:** Anthony Wilkins (Kent State, 2013), 3rd season  
**Assoc. Dir. of Player Personnel:** B.J. Elder (Georgia Tech, 2014)  
**Director of Operations:** Tyler Benson (St. Bonaventure, 2009)  
**Director of Scouting:** Hayden Sheridan (Arizona, 2016)  
**Player Development Coach:** Eddie Dimas (Grand Canyon, 2015)  
**Athletic Trainer:** Richard Stewart (Salisbury, 2005)

*! On-court record (Georgia Tech had 22 wins and one loss during the 2016-17 and 2017-18 seasons vacated by the NCAA's Committee on Infractions.)*

## Basketball History

**105th season:** 1st game, Feb. 17, 1906 vs. Auburn  
**All-time Record:** 1,412-1,268 !  
**Winning/Losing/500 Seasons:** 853 / 47 / 4  
**NCAA Appearances (17):** 23-17 record  
 1960, 1985, 1986, 1987, 1988, 1989, 1990, 1991, 1992, 1993, 1996, 2001, 2004, 2005, 2007, 2010  
**Final Fours (2):** 1990, 2004  
**NIT Appearances (8):** 10-8 record  
 1970, 1971, 1984, 1994, 1998, 1999, 2003, 2016  
**ACC Championships (4):** 1985, 1990, 1993, 2021  
**ACC Regular-Season Titles (2):** 1985 (tie), 1996  
**ACC Regular-Season Record (42nd season):** 276-391 !  
**ACC Tournament Record:** 28-37  
**SEC Championships (1):** 1938  
**SEC Regular-Season Titles (1):** 1937  
**SEC Regular-Season Record (1932-64):** 201-207  
**Metro Conference Regular-Season Record (1975-78):** 9-10  
**Metro Conference Tournament Record:** 4-3  
**Record at McCamish Pavilion:** 105-54 ! (10th season)  
**Record at Alexander Memorial Coliseum:** 556-194 (55 seasons, 1956-2011)  
**Record at State Farm Arena:** 8-11  
**Record at Infinite Energy Center:** 4-1  
**Record at Georgia Dome:** 9-5  
**All-Time Head Coaches:** 14  
**ACC Head Coaches:** 5  
**All-America Selections:** 14 (12 players)  
**Consensus All-Americans:** 2  
**First-Team All-Americans:** 5  
**National Players of the Year:** 1  
**All-ACC Selections:** 56 times (33 players)  
**ACC Players of the Year:** 2  
**ACC Rookies of the Year:** 11  
**ACC Coaches of the Year:** 5 (3 coaches)  
**ACC Tournament MVPs:** 4  
**ACC All-Freshman Team:** 15

Georgia.

- **Devoe Vu** - Michael Devoe's career scoring high of 34 points occurred the last time Georgia Tech and Georgia played, an 82-78 Bulldog victory in Athens on Nov. 20, 2019 in Athens. The 6-5 then-sophomore went 12-of-21 from the field, including 5-of-7 from three-point range, a performance that was part of an early season hot streak in which he averaged 23.8 points to lead the ACC.

- **Mr. Smith goes to Athens** - Friday night will be Deivon Smith's second trip to Athens in as many years. The sophomore transfer from Mississippi State, who is from nearby Loganville, scored 13 points on 4-of-8 shooting (3-of-4 from three-point range) with three assists in 20 minutes in a game his team won, 83-73.

- **Point break** - Splitting the point guard duties nearly evenly, Kyle Sturdivant and Deivon Smith have combined to average 11.0 points and 5.0 assists over three games, while compiling a 15/7 assist/turnover ratio. Sturdivant has started all three games, but Smith has averaged about three more minutes per game.

- **Big3** - Utilizing a rotation of Rodney Howard, Saba Gigiberia and Jordan Meka in the 5-spot vacated by ACC Player of the Year Moses Wright, Tech has received an aggregate 12.7 points and 11.0 rebounds per game. Howard has started all three games and averaged 27.9 minutes.

- **Small ball** - Tech finished the first half of the Lamar game small, with a lineup of Smith, Devoe, Coleman, Miles Kelly and Khalid Moore (as the 5-man), and finished the game with Devoe, Sturdivant, Coleman, Moore and Usher on the floor.

## Last Time Out

Georgia Tech used red-hot shooting from long-distance to defeat Lamar University, 75-66, on Monday night at McCamish Pavilion.

The Yellow Jackets (2-1) shot 48 percent (12-of-25) from downtown and 45.2-percent shooting from the field to rush out to a 22-point lead, including a overwhelming 15-0 run in the first half.

The Cardinals (1-2) struggled offensively in the first half, getting held to 33.3 percent shooting from the field and 2-of-9 (22.2 percent) shooting of 3-pointers.

Led by Jordyn Adams' 11 second-half points, Lamar climbed to within four points late, but the Yellow Jackets' relentless attack — that included 31 points off the bench and 13 second-chance points — was too much to overcome.

Tech was led by freshman Deebo Coleman's game-high 19 points on the night, including 5-for-7 on 3-pointers. Michael Devoe and Jordan Usher continued stuffing the stat sheet as Devoe finished with 11 points, seven rebounds and six assists, while Usher recorded 15 points and eight rebounds — including four offensive boards.

## Etcetera

- After hitting just four 3s in 17 attempts (all by Michael Devoe) against Miami, Georgia Tech has gone 21-of-44 in the last two games, including 12-of-25 against Lamar. Seven different players made at least one, all but the two 5-men (Howard and Jordan Meka). The Jackets went 9-of-19 against Stetson, with four different players connecting.

- Lamar was the first team to hit 40 percent from the floor against Georgia Tech this season (40.4 percent). The Yellow Jackets held Miami to 39.1 percent, Stetson to 35.0 percent.

- Tech used nine players in the game and seven scored against Lamar. Tech's bench has outscored that of its opponent in all three games this season (31-30 vs. Lamar, 34-21 vs. Stetson, 12-10 vs. Miami). The Jackets' reserves outscored their opponents last year only six times, but won all six. The two highest bench point totals were 32 vs. Delaware State and 21 vs. Georgia State.
- Tech's 10 turnovers were a season low, but Lamar

## Georgia Tech By the Numbers

1	SEC Championships
1	NCAA Post-Graduate Scholar
1	Naismith Award winner
2	Final Four appearances
2	ACC regular-season titles
2	ACC Players of the Year
2	National Freshmen of the Year
3	Years a Member of the Metro Conference
4	ACC Championships
5	First-team All-America players
6	Jersey numbers retired
6	Academic All-Americans
7	NCAA Sweet 16 appearances
8	Wins over teams ranked No. 1
8	NBA lottery picks
12	ACC Rookie of the Year honorees
14	Head coaches in program history
17	NCAA Tournament berths
19	NBA first-round draft picks
25	Total postseason berths (NCAA and NIT)
32	Years a Member of the SEC
42	Years a Member of the ACC
47	Players taken in the NBA Draft
49	Players selected All-ACC
228	Weeks ranked in either AP or Coaches Poll

had just eight. The Jackets have had more turnovers than their opponents in all three games so far.

- Tech has outrebounded each opponent this season by double-digits and have a plus 10.3 rebound margin collectively. The Jackets led the ACC in rebound average, rebound margin and defensive rebounds per game.

- Michael Devoe has hit a three-pointer in 13 straight games dating back to last Feb. 10 vs. Virginia, and went 2-for-4 from distance against Lamar. The 2021 ACC Tournament MVP made at least one in 23 of 26 games last season, including the final 10 in a row.

- Devoe's overall stat line against Lamar was 11 points, 7 rebounds and 6 assists with just one turnover. This season, the 6-5 senior is averaging 18.0 points, 5.3 rebounds and 5.0 assists, all career high averages so far. He has 16 assists and six turnovers through three games.

- Devoe has reached double figures in 13 straight games as well, with that Virginia game being the last time he didn't, and has done so 62 times in his career.

- Devoe's career scoring high of 34 points was achieved in Georgia Tech's last meeting against Georgia on November 20, 2019.

- Dallen "Deebo" Coleman hit his first four 3-point attempts and went 5-of-7 from distance against Lamar. He hit his first four long ball attempts against Stetson and went 4-for-6 from distance in that game. He is 9-of-14 for the season.

- Coleman scored a game-high 19 points against Lamar and is averaging 11.7 for the season, and had no turnovers in 30 minutes.

- Dating back to the final six games of the 2020-21 season, Jordan Usher is averaging 14.8 points per game, hitting double figures in nine straight games. His low point over that stretch was 12 points against Miami of Ohio. The 6-7 senior has averaged 13.7 points in three games this season.

- Usher gathered 9 more rebounds against Lamar and leads the Jackets with a 9.3 average this season, more than twice his average last year (4.2 rpg).

- Rodney Howard's 9 points and 8 rebounds against Lamar gives him season averages of 7.0 points and 8.7 rebounds.



# TECH NOTEBOOK

## Tech's Record

	2021-22	CJP
At home	2-1	62-27
On the road	0-0	17-40
At neutral sites	0-0	5-7
Vs. top-10 opponents	0-0	3-14
Vs. top-25 opponents	0-0	11-26
Vs. teams over .500	1-0	51-65
Vs. teams under .500	0-0	26-6
Vs. teams at .500	1-1	6-5
While in the top 25	0-0	0-0

In November	2-1	16-9
In December	0-0	19-17
In January	0-0	20-19
In February	0-0	15-25
In March/April	0-0	14-6

Wearing white uniforms	2-1	59-27
Wearing gold uniforms	0-0	15-27
Wearing navy uniforms	0-0	11-19
Wearing black uniforms	0-0	0-0

Game is decided by 5 pts./fewer or OT	0-1	20-20
Game is decided by 10/fewer or OT	1-0	39-40

Leading at the half	2-0	62-17
Trailing at the half	0-0	20-58
Tied at the half	0-1	2-1
Leading with 5:00 to play	2-1	73-7
Trailing with 5:00 to play	0-0	8-67
Tied with 5:00 to play	0-0	2-3
In overtime games	0-0	4-3
After a bye in the ACC schedule	0-0	2-3

Tech scores 100 or more points	0-0	0-1
Tech scores 70 or more points	2-0	60-15
Tech scores fewer than 70 points	0-1	25-61
Opponent scores 100 or more points	0-0	0-2
Opponent scores 70 or more	0-1	15-46
Opponent scores fewer than 70	2-0	71-28
Opponent scores fewer than 50	0-0	4-0

Tech shoots 50 pct. or better	1-0	33-9
Opponent shoots 50 pct. or better	0-0	5-14
Opponent shoots under 40 pct.	1-1	52-16
Tech has a higher FG% than opponent	2-1	78-21
Tech has a lower FG% than opponent	0-0	3-52
FG percentage is even	0-0	0-2

Tech has more 3-point FGs	2-0	30-18
Tech has fewer 3-point FGs	0-1	42-48
3-point FGs are even	0-0	12-8

Tech attempts more FT than opponent	0-0	60-21
Tech attempts fewer FT than opponent	1-1	19-50
Free throw attempts are even	1-0	5-5

Tech outrebounds opponent	2-1	44-21
Opponent outrebounds Tech	0-0	34-55
Rebounds are even	0-0	6-1

Tech has fewer turnovers than opponent	1-0	43-23
Tech has more turnovers than opponent	1-1	38-45
Turnovers are even	0-0	4-6
Tech has more assists than turnovers	2-0	56-23

Committing more fouls	2-1	21-47
Committing fewer fouls	0-0	56-21
Fouls are even	0-0	7-8

4/more Jackets score in double figures	0-0	40-17
A Jacket scores 20 or more	0-1	51-39
A Jacket scores 30 or more	0-0	4-3

Scoring more bench points	2-1	37-26
Scoring fewer bench points	0-0	45-44
Bench scoring is even	0-0	2-5

## Pastner's Key Metrics

- **Assists to made field goals:** Tech assisted on 22 of its 28 made field goals against Lamar, including the first 12 of the game. The Jackets have 44 assists on 61 made field goals in the last two games after assisting on just 11 of 24 against Miami. Its nightly goal is to assist on 60 percent, which Tech met 10 times this season.

- **Free throws made to opponents' attempts:** Tech went just 7-of-13 from the free throw line to Lamar's 15-of-19. The Jackets are just 9-of-22 from the line in their last two games. Tech's goal each night is to make more free throws than the opponent attempts. The Jackets scored 12.0 points per game from the foul line last season.

- **Turnovers:** Tech had 10 to Lamar's eight and has lost the turnover battle in all three games this season. Tech won the turnover battle in 21 of 26 games last season. Target each night is to commit 11 or fewer, which Tech met 14 times last season. Tech averaged the third fewest turnovers in the ACC (11.2). More telling for Tech under Josh Pastner is that when Tech has committed fewer turnovers than its opponent, it is 43-23. When it has committed more, it is 36-45.

- **Guard rebounding:** Tech's perimeter players grabbed 20 of its 30 defensive rebounds against Lamar, and 71 of 95 (74.7 percent) for the season.

## Pre-Season Storylines

- **107th season** - Georgia Tech is playing its 107th season of basketball in 2021-22 and began the season with an all-time on-court record of 1,410-1,267 (22 wins and one loss from the 2016-17 and 2017-18 seasons were vacated by the NCAA Committee on Infractions).

- **Tech in ACC play** - This is Tech's 43rd season as a member of the Atlantic Coast Conference, having won the conference championship in 1985, 1990, 1993 and 2021. Prior to that, Tech competed in the Metro Conference for three seasons from 1975-78, was an independent from 1964-75, and was a member of the Southeastern Conference for 32 years from 1932-64, winning one title in 1938.

- **67** - Total years of full-time experience on Division I staffs for Tech's coaching staff.

- This is Georgia Tech's sixth season under head coach Josh Pastner, who has built the Tech program based on a "get old and stay old" philosophy, elevating the talent level incrementally through ever-improving high school recruiting and attracting transfers who went to high school in the Atlanta area.

- Georgia Tech also was projected by the media panel to finish 10th in the conference regular season. Since the ACC expanded in 2005, Miami is the only defending ACC Champion to be projected lower than 10th the next season (12th prior to 2013-14 season). In the last three seasons, the Jackets have surpassed expectations, having been picked to finish 13th, 12th and ninth, respectively, before eventually finishing 10th, fifth and fourth in the regular season. No team that went on to win the ACC championship had ever been projected to finish as low as ninth before last season.

- Tech is coming off the team's first Atlantic Coast Conference championship in 28 years, and the fourth in program history.

- Tech is coming off the team's first NCAA Tournament appearance in 11 years, and 17th in program history.

- Tech has won 17 games overall each of the last two seasons, and have won 22 ACC regular-season games (11 each season), the most in back-to-back seasons in the team's ACC history.

- Tech has finished in fourth place (2021) and fifth place (2020) in the regular season ACC race the last two seasons, the program's best back-to-back finishes since 2004 and 2005.

- Four players with significant career experience as starters return from the ACC Championship team, led by ACC Tournament MVP Michael Devoe, who has been named honorable mention All-ACC each of the last two years, and is the Yellow Jackets' top all-conference candidate for 2021-22. He

## A Make-or-Miss Game

*Georgia Tech's offensive rankings vs. the ACC under Josh Pastner (regular season only)*

Year	PPG	FG Pct.	3pt FG Pct.
2020-21	71.8 (6)	.482 (2)	.360 (3)
2019-20	69.9 (9)	.462 (2)	.341 (6)
2018-19	60.7 (15)	.426 (8)	.306 (12)
2017-18	63.6 (14)	.419 (12)	.312 (15)
2016-17	65.1 (14)	.434 (14)	.309 (15)

averaged 15.0 points per game and was one of the league's top three-point shooters at 40 percent for the season.

- Two seniors form the ACC Championship squad – Jordan Usher and Bubba Parham – return to take advantage of their available "COVID year." Usher, who began his college career at USC, has started every game for Tech since becoming eligible in midseason 2019-20, and last year was Tech's fourth-leading scorer (11.6 ppg) and third-leading rebounder (4.2 rpg), and made the ACC All-Tournament team. Parham has started 20 of 56 games in two seasons at Tech after transferring from VMI, averaging 5.8 points per game.

- Devoe and Parham are both career 1,000-point scorers.

- Devoe, Usher, Parham and senior forward Khalid Moore began the season with a combined 247 career collegiate starts.

- All three freshmen in this year's recruiting class were rated among the nation's top 150 prospects, and the class, which includes transfer guard Deivon Smith from Mississippi State, is ranked 28th in the nation, the highest-ranked class for Tech since 2012.

- Tech's starting "5" man has made the ACC's All-Defensive team each of the past five years - Ben Lammers in 2016 and 2017, James Banks III in 2018 and 2019, and Moses Wright in 2021.

- In addition to its 20-game ACC schedule, Tech faces a strong non-conference slate that includes Power 5 conference opponents Georgia, Wisconsin, LSU and Southern California. Duke, Florida State, North Carolina and Virginia all were in the pre-season Associated Press top 25, while Virginia Tech, Syracuse, USC and LSU.

- Tech has won 14 of its last 15 ACC games at McCamish Pavilion, including a school-record 11-game winning streak that was stopped by Virginia on Feb. 10 of last season.

## Tech Inks Strong Recruiting Class

Georgia Tech signed its highest-rated class in nine years when four-star guards **Dallan "Deebo" Coleman** and **Miles Kelly**, as well as three-star forward **Jalon Moore**, put their names on letters-of-intent to join the Yellow Jackets.

The three-player class was rated as high as 15th-best in the nation and third-best in the Atlantic Coast Conference according to the 247Sports composite team rankings (was 28th at the end of the summer).

Coleman, a 6-6 guard from Memphis, Tenn., who played his high school ball in Callahan, Fla., at No. 53 nationally, is the highest-rated player to sign with Tech during the tenure of head coach Josh Pastner. Kelly, a 6-4 guard from Lilburn, Ga., was No. 87 according to 247Sports. Moore, a 6-6 forward from Gardendale, Ala., was No. 120.

Coleman and Kelly were both among the nominees for the 2021 McDonald's All-American Game.

It was the first time since 2012 that Georgia Tech had signed as many as three players ranked among the nation's top 150 in the 247Sports ranking. Tech's 2012 recruiting class included four-star forwards **Marcus Georges-Hunt** and **Robert Carter, Jr.**, and was rated the nation's 10th-best. The Jackets had the nation's 11th-ranked class in 2009, a six-player group highlighted by forward **Derrick Favors**, the nation's top-ranked prospect, and guard **Mfon Udofia**.

# TECH NOTEBOOK

## Tech Highs and Lows Under Josh Pastner

Longest winning streak: 8 games (2020-21)
Longest ACC winning streak: 8 games (2020-21)
Longest ACC home winning streak: 11 games (last 6 home games of 2019-20, first 5 of 2020-21, program record)
Longest losing streak: 7 games (2017-18, 2018-19)
Longest ACC losing streak: 7 games (2017-18, 2018-19)
Most points scored in a game: 120 vs. Georgia State (40), 11/25/20
Most points scored in a game (regulation): 97 vs. Delaware State, 12/20/20
Most points scored - ACC opponent: 96 at North Carolina, 1/4/20
Fewest points scored in a game: 42 vs. Clemson, 2/6/19
Fewest points scored - ACC opponent: 42 vs. Clemson, 2/6/19
Most points allowed in a game: 123 vs. Georgia State (40), 11/25/20
Most points allowed in a game (regulation): 110 at Duke, 1/4/17
Most points allowed - ACC opponent: 110 at Duke, 1/4/17
Fewest points allowed in a game: 40 vs. Florida A&M, 12/9/18
Fewest points allowed - ACC opponent: 51 vs. Syracuse, 3/13/18
Largest margin of victory: 38 vs. Tusculum (96-58), 2/7/17
Largest margin of victory - ACC opponent: 27 at Miami (87-60), 2/20/2021
Largest margin of victory - road game: 27 at Miami (87-60), 2/20/2021
Largest margin of victory - ACC road game: 27 at Miami (87-60), 2/20/2021 (program record)
Largest losing margin: 53 (110-57) at Duke, 1/4/17
Largest losing margin at home: 34 (97-63) vs. Syracuse, 12/18/19
Largest losing margin - ACC opponent: 53 at Duke, 1/4/17
Most points allowed in a win: 83 at North Carolina (96-83), 1/4/20
Most points scored in a loss: 120 vs. Georgia State (40), 11/25/20
Most points scored in a loss (regulation): 81 vs. Wright State, 12/22/17
Fewest points scored in a win: 52 vs. Northwestern (52-51), 11/28/17
Fewest points allowed in a loss: 52 vs. Virginia Tech (52-49), 1/9/19
Largest deficit overcome to win a game: 17 vs. Notre Dame (1stH-6:47), 2/6/2021
Largest 2nd-half deficit overcome to win a game: 9 vs. NC State (17:15), 3/1/18; vs. Prairie View A&M (16:49), 11/23/18; at Hawaii (16:11), 11/25/19
Largest deficit overcome to win a road game: 15 (4:01-1st) at NC State, 1/15/19
Largest lead given up in a loss: 16 (15:06-2nd half) vs. St. John's, 12/1/18
Largest 2nd-half lead given up in a loss: 16 (15:06-2nd half) vs. St. John's, 12/1/18
Highest FG pct.: 59.5 (25-42) at Syracuse, 1/12/19
Highest FG pct. - ACC opponent: 59.5 (25-42) at Syracuse, 1/12/19
Lowest FG pct.: 27.1 (16-59) vs. Florida State, 2/16/19
Lowest FG pct. - ACC opponent: 27.1 (16-59) vs. Florida State, 2/16/19
Highest 3-pt pct.: 62.5 (10-16) at NC State, 1/15/17
Highest 3-pt pct. - ACC opponent: 62.5 (10-16) at NC State, 1/15/17
Most 3-pt FG: 16 vs. Clemson, 1/20/2021
Most 3-pt FG - ACC opponent: 16 vs. Clemson, 1/20/2021
Lowest 3-pt pct.: 10.0 (1-10) vs. Miami, 1/3/18, (1-10) vs. Louisville, 1/19/19
Lowest 3-pt pct. - ACC opponent: 10.0 (1-10) vs. Miami, 1/3/18, (1-10) vs. Louisville, 1/19/19
Highest FG pct. allowed: 59.3 (32-54) at Florida State, 1/24/18; (32-54) Notre Dame, 2/6/2021
Highest FG pct. allowed - ACC opponent: 59.3 (32-54) at Florida State, 1/24/18; (32-54) Notre Dame, 2/6/2021
Lowest FG pct. allowed: 21.6 (16-74) vs. Elon, 11/11/19
Lowest FG pct. allowed - ACC opponent: 28.2 (20-71) vs. Florida State, 1/25/17
Highest 3-pt pct. allowed: 60.0 (12-20) at Louisville, 2/8/18
Highest 3-pt pct. allowed - ACC opponent: 60.0 (12-20) at Louisville, 2/8/18
Lowest 3-pt pct. allowed: 6.7 (1-15) at Hawaii, 11/25/19
Lowest 3-pt pct. allowed - ACC opponent: 9.5 (2-21) vs. Duke, 1/26/19
Highest FT pct.: 95.2 (20-21) vs. Coppin State, 12/27/17
Highest FT pct. - ACC opponent: 91.3 (21-23) vs. Pittsburgh, 2/14/2021
Lowest FT pct.: 28.6 (2-7) vs. Notre Dame, 3/12/19
Most free throws made: 41 vs. Georgia State, 11/25/20
Most free throws attempted: 59 vs. Georgia State, 11/25/20 (program record)
Fewest free throws made: 2 at Miami, 2/15/17; at Duke, 1/26/19; vs. Notre Dame, 3/12/19; at Kentucky, 12/14/19
Most assists: 29 vs. Kennesaw State, 12/28/18
Fewest assists: 5 at Georgia, 12/19/17, at Tennessee, 11/13/18, at Florida State, 2/2/19, vs. Boise State, 12/22/19
Most turnovers: 24 vs. Arkansas, 11/25/19; Ball State, 12/18/19
Fewest turnovers: 5 at Notre Dame, 2/1/20
Most blocked shots: 16 vs. Southern, 11/14/16 (Tech record)
Most steals: 15 vs. North Carolina, 12/31/16; at Syracuse, 1/13/19; vs. Kentucky, 12/6/20; vs. Florida State, 3/13/21

## Transfer Smith Fortifies Backcourt

Deivon Smith, a former four-star point guard from Grayson, Ga., who played his freshman year of college basketball at Mississippi State, transferred to Georgia Tech over the summer and joins the Yellow Jackets for the 2021-22 season.

Smith started eight games last season, averaging 5.2 points, 3.6 rebounds and 2.9 assists across 33 games for the Bulldogs, who went 18-15 overall and reached the championship game of the NIT. The 6-1 Loganville, Ga., native compiled a 97/56 assist/turnover ratio, shot 33.9 percent from the floor, 27.9 percent from three-point range and 61.5 percent from the foul line. He was better in SEC games, averaging 5.6 points, 3.6 rebounds and 3.0 assists in helping MSU go 8-10 in conference. Smith scored double figures in five games, with a high of 17 with three rebounds and three assists in the NIT championship game loss to Memphis.

Smith attended Grayson (Ga.) High School, where he was named the 2020 Gwinnett Prep Sports Player of the Year, averaging 17.6 points, 8.3 assists, 8.1 rebounds and 3.5 steals per game as a senior. He was ranked as high as No. 63 in the nation by 247Sports. He led Grayson to a 25-4 record in 2017-18, won the Region 8-AAAAAAA championship and went to the state final four.

## First ACC Championship in 28 Years, First in NCAA Tournament in 11

Ending an 11-year hiatus from the NCAA Tournament, Georgia Tech participated in March Madness for the first time since 2010, losing its first-round game, 71-60, to Loyola Chicago at Hinkle Fieldhouse in Indianapolis, Ind. The Yellow Jackets were a No. 9 seed in the field as an automatic qualifier after winning the Atlantic Coast Conference championship, the first conference title for the team since 1993.

The Yellow Jackets entered the NCAA Tournament having won eight straight games following a Feb. 12 loss at Clemson, including victories over Miami and Florida State to win the ACC Tournament. Tech also earned its highest ACC regular season finish (fourth) since the 2004 national runner-up team also finished fourth, and had a NCAA NET ranking of No. 34 (Jackets NET was 41 following NCAA Tournament). Tech's surge began with a 71-65 home win over Pitt on Feb. 14 and included three road victories over Miami, No. 16 Virginia Tech and Wake Forest.

But Tech was unable to get past the No. 8-seeded Ramblers after losing ACC Player of the Year Moses Wright under COVID-19 protocols, and its remarkable season ended with a 17-9 record.

## 2020-21 Season Highlights

- Georgia Tech's 34 wins over the past two seasons are the most for the program over two seasons since 2009-10 and 2010-11 (36). Tech's 17-9 record in 2020-21 marked its

highest winning percentage for a season since the 2004 Final Four team (28-10).

- Big wins for the Jackets** - Loyola, the 17th-ranked team in the Associated Press poll, was the 10th AP top-25 team the Yellow Jackets played during the 2020-21 season. Tech defeated five AP top 25 teams this season, most recently No. 15 Florida State in the ACC Tournament, more than any other team in the ACC. The Jackets also defeated No. 20 Kentucky (Dec. 6), No. 20 Clemson (Jan. 20), No. 16 Florida State (Jan. 30) and No. 16 Virginia Tech.

- Trifecta** - For the first time in its history, Georgia Tech defeated Kentucky, North Carolina and Duke in the same season.

- Fourth ACC title for Tech** - Georgia Tech claimed its fourth ACC Tournament championship and its first since 1993. The Yellow Jackets are 4-4 all-time in tournament title games.

- Streaking** - Tech's eight-game winning streak was the longest since the Yellow Jackets opened the 2003-04 season 12-0. But Tech had not won as many straight games so late in the season since the Jackets won nine in a row in 1996, seven to finish the regular season and their quarterfinal and semifinal games in the tournament. Tech lost in the finals to Wake Forest.

- Plus-side** - Tech has a winning streak or has won the last meeting against 11 of its 14 ACC foes. Virginia is the only team the Jackets have a current losing streak against (eight in a row), and is the only team that the Yellow Jackets haven't beaten under head coach Josh Pastner.

- Long time coming** - With an 11-6 ACC record to follow its 11-9 finish in 2019-20, Georgia Tech collected its most ACC victories (22) in back-to-back years in its 42-year history in the conference. The Yellow Jackets went 8-8 in 1994-95 and 13-3 in 1995-96 (21 wins).

- High cotton** - Tech's fourth-place finish in the ACC regular season was its highest since its NCAA Tournament runner-up team tied for third in 2004. Coupled with its fifth-place finish in 2019-20, the Yellow Jackets posted their highest back-to-back finishes since 2004 (T-3) and 2005 (4th).

- Double bye-bye** - Tech opened the ACC Tournament beyond the event's first day since 2005, and Tech earned the coveted double-bye for the first time since the ACC expanded to 15 teams.

- Back-to-back** - Tech achieved 10-plus ACC wins in back-to-back years for the first time in program history. Tech also posted winning ACC records in back-to-back seasons since 1989 and 1990 (both 8-6). Also, Tech reached five games over .500 in the ACC for the first time since March 3, 1996.

- Home sweet home** - Tech finished the 2020-21 campaign with an 8-1 record at home in ACC games, and has won 14 of its last 15 conference games at McCamish Pavilion.

- Snack runs** - After dropping its first five ACC road games in 2020-21, Tech won its last three by an average of 18.3 points against Miami (87-60), No. 16 Virginia Tech (69-53) and Wake Forest (75-63). It was the first time since the

## Tech All-Time vs. the ACC

Opponent	Overall	in ACC	Tourney	In McCamish Pavilion	In Opponent Current Venue	Current Streak
Boston College	16-12	12-11	1-3	2-1	4-6	Won 2
Clemson	66-74	38-51	4-1	5-4	9-40	Lost 1
Duke	24-75	20-63	3-7	1-4	5-37	Won 1
Florida State	30-44	21-30	1-2	2-3	9-17	Won 2
Louisville	14-23	1-8	--	1-3	0-4	Lost 1
Miami	12-14	10-13	1-1	2-3	4-6	Won 3
North Carolina	26-69	24-55	5-4	1-4	5-25	Won 2
NC State	43-57	35-43	3-3	2-3	6-11	Won 4
Notre Dame	12-12	6-10	0-1	6-2	1-8	Won 1
Pittsburgh	10-5	5-5	0-1	4-1	1-3	Won 2
Syracuse	6-7	5-5	--	3-2	2-4	Won 1
Virginia	40-45	38-44	5-5	2-4	1-9	Lost 8
Virginia Tech	8-20	6-16	1-3	2-4	2-10	Won 2
Wake Forest	46-40	45-38	0-4	6-0	10-20	Won 5

## TECH NOTEBOOK

## The Last Time a Jacket...

## Scored 30 or more points:

Moses Wright, 31 vs. Syracuse, 2/27/2021

## Led Tech in scoring off the bench:

Evan Cole, 16 vs. USC Upstate, 1/2/2019

## Grabbed 15 or more rebounds:

Moses Wright, 16 vs. Syracuse, 2/27/2021

## Had 10 or more assists:

Josh Heath, 10 vs. NC State, 1/15/2017

## Had a double-double:

Jordan Usher (14 pts/11 reb) vs. Stetson, 11/12/2021

## Played 40 minutes in regulation:

Jose Alvarado vs. Florida State, 3/13/2021

## Played every minute of an overtime game:

Jose Alvarado (45 minutes/1 OT) vs. Duke, 3/2/2021

## Played every minute of a multiple-OT game:

Matt Harpring (50 minutes/2 OT) vs. North Carolina, 2/9/1998

## The Last Time the Jackets...

## Scored 100 or more points:

vs. Georgia State (120-123) on 11/25/2020

## Scored 100 or more points in regulation:

vs. Green Bay (107-77) on 11/19/2015

## Scored 100 or more points in consecutive games:

vs. Jackson State (100-70) on 11/13/2006, Georgia State (103-74) on 11/16/2006

## Scored 100 or more points twice in one season:

vs. Cornell (116-81), 11/13/2015, Green Bay (107-77) on 11/19/2015

## Allowed 100 or more points:

vs. Georgia State (120-123) on 11/25/2020

## Allowed 100 or more points in regulation:

vs. Duke (110-57) on 1/4/2017

## Shot 60 percent or better:

.603 (47-78) vs. Cornell, 11/13/2015

## Failed to make a three-point basket:

0-for-12 vs. Virginia, 1/22/2015

## Did not allow a three-point basket:

0-for-11 vs. Pittsburgh, 3/5/2016

## Failed to make a free throw:

0-for-6 vs. Duke, 1/7/2014

## Grabbed 50 or more rebounds:

70 vs. Georgia State, 11/25/2020

## Multiple players had a double-double:

Jose Alvarado (29 pts/10 reb), Michael Devoe (24/13), Jordan Usher (15/10) and Moses Wright (31/19) vs. Georgia State, 11/25/2020

## Multiple players had 10 or more rebounds:

Jose Alvarado (10), Michael Devoe (13), Jordan Usher (10) and Moses Wright (19) vs. Georgia State, 11/25/2020

## Had 25 or more assists:

26 vs. Syracuse, 2/27/2021

## Blocked 10 or more shots:

10 vs. Pittsburgh, 3/4/2020

## Had 15 or more steals:

15 vs. Kentucky, 12/6/2020

## Had fewer than 10 turnovers:

7 vs. Florida State, 3/13/2021

## Had five or more players in double-figures in points:

Moses Wright (21), Bubba Parham (17), Kyle Sturdivant (15), Jordan Usher (12), Jose Alvarado (10) vs. Kentucky, 12/6/2020

## Had three or more players score 20 points:

Michael Devoe (22), Jordan Usher (21) and Moses Wright (21) vs. Clemson, 1/20/2021

## Had no player score 10+ points:

Virginia (57-28 loss), 1/22/2015

## Allowed no player to score 10+ points:

Hawaii (73-40 win), 12/25/2019

## Had no player play 30 minutes:

at Miami (87-60 win), 2/20/2021

## Won by 30 or more points:

Kennesaw State (87-57), 1/28/2018

## Won by 40 or more points:

Kentucky State (98-50), 1/30/2010

## Won by 50 or more points:

Winston-Salem State (97-46), 1/3/2007

## Lost by 30 or more points:

Syracuse (97-63), 12/7/2019

## Played an overtime game:

Duke (won 81-77), 3/2/2021

## Defeated a Top 10 team:

#5/5 Louisville (64-58), 2/12/2020

## Defeated a Top 25 team:

#15/13 Florida State (80-75), 3/13/2021

## Defeated a Top 10 team on the road:

#7/7 Syracuse (67-62), 3/4/2014

## Defeated a Top 25 team on the road:

#16/15 Virginia Tech (69-53), 2/23/2015

## Had a game postponed:

Virginia in ACC Tournament, 3/12/2021 (COVID)

## Had a game cancelled:

UAB in Birmingham, 12/23/2020 (COVID)

2007-08 season that the Yellow Jackets have won three straight ACC road games.

- **Rise above** - The Yellow Jackets once again outperformed pre-season projections in 2020-21, finishing fourth in the ACC after being projected to finish ninth. Last season, Tech finished in fifth place after being picked to finish 12th in the official poll of ACC media. Same thing in 2018-19, when Tech finished 10th in the ACC after being projected to finish no higher than 13th in the preseason. Tech also outperformed projections in 2016-17, finishing 11th after being picked to finish 14th in Josh Pastner's first season.

- **Nothing but NET** - Georgia Tech went 9-7 against quad 1 and 2 teams and finished the season No. 41 in the NCAA's NET rankings, and No. 37 in the KenPom.com rankings. Tech's eight-game winning streak elevated the Yellow Jackets as high as No. 34 in the NET and No. 32 in KenPom), which were were Tech's highest positions in both rankings during head coach Josh Pastner's tenure.

- **Tech's ACC schedule among strongest** - Georgia Tech went 11-6 against an ACC schedule ranked No. 3 in strength according to KenPom.com. Its schedule had been rated the strongest prior to playing at Wake Forest to finish the season.

- **Tech vs. NCAA teams** - Six ACC teams were the only Tech opponents to make the NCAA field, and the Yellow Jackets went 6-4 against them during the regular season and ACC Tournament. None of Tech's non-conference opponents made the NCAA or NIT fields.

- **Doing it at both ends** - Through the end of the regular season, Georgia Tech ranked No. 6 in the ACC (conference games only) in scoring offense (71.76 ppg) and No. 4 scoring defense (67.29 ppg). Florida State was the only other team to rank sixth or higher in both.

- **On second thought** - After intermission during its eight-game winning streak, the Yellow Jackets shot 55 percent from the floor (126-of-229). Tech shot 50 percent or better the second half of 14 of its 19 ACC games (including the ACC Tournament). In Tech's 13 ACC wins (including the tournament), the Jackets made 55.9 percent (204-365) of their attempts after halftime.

- **MVP** - Michael Devoe just missed making one of the three official All-ACC teams (he was top top vote-getter among the honorable mention players), but he became the fourth Tech player to win the Everett Case Award as the Outstanding Player in the ACC Tournament. The junior guard scored 20 points with three assists and two steals against Florida State in the championship game, and 13 points with seven assists in Tech's quarterfinal win over Miami. Combined, he went 12-of-20 from the floor, 5-of-8 from three-point range.

- **Call me Ush** - Jordan Usher, the fourth Yellow Jacket averaging in double figures in 2020-21, averaged 15.4 points over his last six games (Syracuse, Duke, Wake Forest, Miami, Florida State, Loyola), hitting 38-of-69 shots from the floor (55.1 percent) with 27 rebounds, 17 assists and 13 steals combined in the six games.

- **Ball security** - The Jackets finished the season No. 1 in the ACC and ranked No. 9 nationally in turnover margin (plus-4.58). Tech's margin of plus 4.12 in ACC games also ranked No. 1. Tech led the ACC in turnovers forced (15.73) and was third in fewest turnovers committed (11.15).

## Jackets Receive Top ACC Honors

Moses Wright was named Atlantic Coast Conference Player of the Year and earned a spot on the All-ACC first team, and Jose Alvarado was voted the ACC's Defensive Player of the Year and a second-team All-ACC honoree, highlighting the list of honors awarded to Yellow Jacket players following the team's run to a fourth-place regular-season finish in the ACC.

Wright became the third Yellow Jacket to be named the conference's top player. Mark Price was named by the Associated Press in 1985, and Dennis Scott was honored in 1990 by the Atlantic Coast Sportswriters Association, whose

## Offense/Defense Under Pastner

Source: KenPom.com. Nat'l rank in parentheses.

Year	Tempo	Off. Eff.	Def. Eff.
2021-22	70.3 (195)	104.7 (79)	92.0 (46)
2020-21	67.3 (223)	113.7 (22)	96.2 (68)
2019-20	70.0 (88)	103.0 (171)	91.8 (16)
2018-19	66.8 (225)	101.7 (228)	96.5 (43)
2017-18	66.1 (227)	103.6 (197)	98.7 (61)
2016-17	68.2 (179)	100.0 (259)	91.0 (6)

selections are recognized as the official team. Alvarado was the second Tech player to earn Defensive Player of the Year honors, following center Ben Lammers in 2017.

A native of Raleigh, N.C., Wright was the first Tech player to make the All-ACC first team since center Alvin Jones in 2001, and was the overall leading vote-getter in the balloting by the panel. Alvarado, a 6-foot senior, made the second team after being voted to the third-team in 2020. Junior guard **Michael Devoe (Orlando, Fla.)** received honorable mention for the second year in a row, 16th in overall points received.

Further, Alvarado and Wright both were named to the **ACC All-Defensive Team**, the first time Tech placed two individuals on that unit. Alvarado led the voting for that team, being named on 69 of 76 ballots.

## Eleven Straight ACC Home Wins

Georgia Tech set a program record for consecutive ACC wins at home with 11, a string that began Jan. 25 of the 2019-20 season and ended with a loss to No. 9 Virginia on Feb. 10 of this season.

Date	Opponent	Score
Jan. 25, 2020	NC State	64-58
Feb. 4, 2020	Virginia Tech	76-57
Feb. 12, 2020	#5/5 Louisville	64-58
Feb. 25, 2020	Clemson	68-59
Feb. 29, 2020	Miami	63-57
Mar. 4, 2020	Pittsburgh	73-57
Dec. 29, 2020	North Carolina	72-67
Jan. 3, 2021	Wake Forest	70-54
Jan. 20, 2021	Clemson	83-65
Jan. 30, 2021	#16/16 Florida State	76-65
Feb. 6, 2021	Notre Dame	82-80

## Team Trends

- **Greener pastures** - According to KenPom.com, Tech ranks No. 166 in the nation in experience (average 1.97 years per player) and No. 147 in minutes continuity (50.7 percent), a measure of playing minutes from 2021-22 carrying over to 2021-22. The Jackets were No. 4 (2.54 years) and 10 (75.2), respectively, in those categories last season.

- **Two fouls in the first half?** No problem. Georgia Tech ranked No. 3 in the nation (No. 1 among power conference teams), a measure of percentage of available minutes played by players with two fouls (66.7 percent for Tech). Tech led the nation in this category each of the previous two seasons, and were fourth in 2017-18. Pastner has expanded his rotation in the early part of the 2021-22 season, but the Jackets still rank No. 20 in fewest bench minutes (27.5 percent).

- **Size doesn't matter** - Georgia Tech has gotten taller over last season in terms of average overall height, ranking No. 71 in the nation at 77.8 inches, according to KenPom.com. Tech ranked No. 256 last season (76.3 inches), taller than only three power conference teams (Arizona State, Georgia and Penn State), and taller than only seven teams that played in the NCAA Tournament field. Tech faced six of the top 20 teams in average height in 2020-21 and went 7-1 against them.

- **Small ball** - After Georgia Tech lost its opening two



# TECH NOTEBOOK

## Tech in the NBA / G League

Player (years at Tech)	Team
Jose Alvarado (2017-21)	New Orleans Pelicans
James Banks III (2018-20)	Birmingham Squadron
Derrick Favors (2009-10)	Oklahoma City Thunder
Kamreion Holsey (2011-14)	Agua Caliente Clippers
Josh Okogie (2016-18)	Minnesota Timberwolves
Moses Wright (2017-18)	Agua Caliente Clippers
Thaddeus Young (2006-07)	San Antonio Spurs

## Tech Alumni Elsewhere

Player (years at Tech)	Current/Most Recent Team
Tony Akins (1998-2002)	SK Knights (South Korea)
Brandon Alston (2017-19)	Kauhajoki (Finland)
Alade Aminu (2005-09)	Atleticos de San German (Puerto Rico)
Will Bynum (2004-06)	Bivouac/Big 3 (USA)
Demarco Cox (2014-15)	Quimper (France)
Mouhammad Faye (2006-08)	Promithias (Greece)
Marcus Georges-Hunt (2012-16)	Sichuan (China)
Dion Glover (1997-99)	Bivouac/Big 3 (USA)
Trae Golden (2013-14)	Bahcesehir Koleji Istanbul (Turkey)
Abdoulaye Gueye (2014-19)	Konyaspor (Turkey)
Josh Heath (2014-17)	Leuven Bears (Belgium)
Evan Jester (2018-20)	Team Miami (Eurobasket S League)
Tadic Jackson (2014-18)	Sentjurj (Slovenia)
Ben Lammers (2014-18)	ALBA Berlin (Germany)
Gani Lawal (2007-10)	Champagne Châlons-Reims (France)
Anthony McHenry (2001-05)	Shinshu BW (Japan)
Daniel Miller (2009-14)	Levanga Hokkaido Sapporo (Japan)
Charles Mitchell (2014-16)	Dorados de Chihuahua (Mexico)
Anthony Morrow (2004-08)	Bivouac/Big3 (USA)
Zachery Peacock (2006-10)	FOS Provence (France)
Shembari Phillips (2018-20)	Baskets Koblenz (Germany)
Glen Rice, Jr. (2009-12)	Real Estelí (Nicaragua)
Robert Sampson (2013-15)	Yamaguchi (Japan)
Avi Schafer (2017-19)	Mikawa Sea Horses (Japan)
Adam Smith (2015-16)	Merkezefendi Belediyesi Denizli (Turkey)
Jeremis Smith (2004-08)	Biqua (Uruguay)
James White (2015-16)	Mauricio Baez (Dominican Republic)

## Former Tech Players in Coaching

Player (years at Tech)	Current Position
Kenny Anderson (1989-91)	*Fisk University
Ty Anderson (2006-09)	#Jacksonville State
Rod Balaris (1990-94)	#Howard
Anthony Byrd (1981-84)	*Knightdale (N.C.) HS
Shaun Fein (1999-2001)	#L.A. Clippers
Dion Glover (1997-98)	#Grand Rapids (G League)
Jarrett Jack (2002-05)	+Phoenix Suns
Winston Neal (1999-01)	*Columbia State (Tenn.)
Fred Vinson (1992-94)	#New Orleans Pelicans
Mfon Udofia (2009-13)	#College Park (G League)

## Former Tech Coaches in Coaching

Coach (years at Tech)	Current Position
Amir Abdur-Rahim (2011-12)	*Kennesaw State
Sherman Dillard (1988-94)	#Iowa
Chad Dollar (2011-16)	#Cincinnati
Bruce Evans (2012-16)	#North Florida
Brian Gregory (2011-16)	*South Florida
Tavaras Hardy (2016-18)	*Loyola-Maryland
Tom Herrion (2014-16)	#South Florida
Paul Hewitt (2000-11)	*Agua Caliente (G League)
Chris Kreider (2007-09)	#Georgia State
Darryl LaBarrie (2010-11, 2016-18)	#Agua Caliente (G League)
Robert McCullum (2010-11)	*Florida A&M
Mamadou N'Diaye (2014-16)	#San Francisco
Billy Schmidt (2011-14)	+Chicago Bulls
Cliff Warren (2000-05)	#Georgia State
Charlton Young (2005-09)	#Florida State

\*head coach; #assistant coach; +other staff

games at home to Georgia State and Mercer, head coach Josh Pastner moved 6-9 senior Moses Wright, who had played the "4" position most of his career, into the "5" spot and started 5-10 senior Bubba Parham ahead of the Jackets' Dec. 6 win over Kentucky (then replaced by 6-7 junior Khalid Moore for the last nine games). The re-alignment worked as the Jackets shot 48.6 percent from the floor, hit 7.4 three-point field goals per game (36.2 percent), had a plus-105 margin on turnovers, and assisted on 58.4 percent of its field goals over the rest of the regular season.

- Four of Tech's starters averaged in double figures in scoring last season, something that hadn't happened since the 2015-16 season. Four or more Yellow Jackets have reached double figures in 11 games last season, at least three in all but three games.

- Tech turned the ball over just 11.15 times per game last season. Most impressively, Moses Wright had just 41 turnovers in more than 883 minutes of action, and Bubba Parham, who has only 13 in 673 minutes. The Yellow Jackets were plus-4.58 in that category this season (plus-4.12 in regular-season ACC games), ranking No. 1 in the ACC. Tech improved from minus-2.4 the previous year (14th in the ACC).

- Tech made great strides in its offensive efficiency this season and continues to progress, ranking No. 22 nationally at 113.7, easily its highest ranking under Josh Pastner. The Jackets managed to exceed one point per possession in 22 of 26 games (Tech reached that benchmark 11 times in all of 2019-20). Tech scored over a point a game in its final 10 games.

- Tech shot better than 50 percent from the floor in 12 games, winning 10 of them. The Jackets fell at Clemson on Feb. 12 despite hitting 52 percent of its field goal tries, and lost to Loyola in the NCAA Tournament despite hitting 57.4 percent from the floor.

- Three Tech starters ranked among the top 10 players in the ACC in average minutes played in ACC games - Jose Alvarado (No. 2), Moses Wright (No. 6), Michael Devoe (No. 9) - the only team with three players among the top 15. Tech ranked No. 336 in the nation in percentage of minutes played by reserves (20.1). The national average was 31.0 percent.

## Be Like Mike

Senior guard Michael Devoe, the highest-rated high school prospect Georgia Tech has recruited under Josh Pastner until last fall, has steadily improved over the course of his career, making a quantum leap from his freshman to sophomore seasons and continuing to improve from there.

Tech's top returning scorer from an ACC Championship unit, the Orlando, Fla., native has expanded his game and currently carries career bests in scoring average (18.0 ppg), rebound average (5.3 rpg) and assists (5.0 per game), while connecting on 50 percent of his shots from the floor, 60 percent from three-point range and 77.8 from the foul line.

For his career, Devoe has connected on 41.2 percent of his three-point tries, and has hit 42.9 percent in ACC games.

After beginning the season No. 36 in career points at Tech, the 6-5 guard is now No. 30 on Tech's all-time list with 1,203 points. He is No. 13 in career three-point field goals (162) and is close to entering the top 20 in career assists and steals.

Left off the three All-ACC teams last season, he came up big for the Jackets in the ACC Tournament and scored 13 points against Miami and 20 against Florida State in the championship game to earn tournament Outstanding Player honors.

The 6-5 guard averaged 16.1 points in ACC regular season games (No. 8 in the conference), scoring a season-high 29 points at Miami, 21 and 19 points in two games against Florida State, 22 at home against Clemson, 20 in its win over North Carolina, 17 against Wake Forest and Louisville, 19 against Notre Dame, 23 at Clemson, 18 against Syracuse and 20 at Wake Forest.

He led the ACC in three-point percentage in conference

games at times this season, finishing No. 3 at 41.2 percent, and ranked No. 4 in threes per game (2.47). He drained a career-high seven threes at Miami in 11 attempts, and had a 6-for-7 game Jan. 20 against Clemson.

## Call Me Ush

One of the most versatile players in the Atlantic Coast Conference, Jordan Usher was the unsung hero of Georgia Tech's run to the ACC title last season with his ability to contribute as a scorer, facilitator, rebounder, defender and leader.

Taking advantage of his extra year of eligibility because of COVID-19, the Canton, Ga., native is off to a strong start by averaging 13.7 points, 9.3 rebounds and 3.7 assists per game. He has collected at least eight rebounds and three assists in each game.

The 6-7 guard/forward averaged a career-best 11.6 points per game, fourth on a team which included high scorers Moses Wright, Jose Alvarado and Michael Devoe. He shot 50 percent from the floor and was the Jackets' fourth-leading rebounder at 4.2 per game while averaging just under 30 minutes. He made the ACC all-tournament team after scoring 15 points each against Miami and Florida State.

Usher scored in double digits in Tech's final six games last season, averaging 15.4 points and hitting 38-of-69 shots from the floor (55.1 percent) with 27 rebounds, 17 assists and 13 steals combined. His streak of double-digit scoring games is now nine.

Having started every game since he became a Jacket, Usher had at least one assist in every game last season (three or more in 13 games), at least one steal in 21 of 26 games (including the last 10 in a row). He failed to reach double figures in points just eight times in 2020-21.

## Burning at Both Ends

Georgia Tech has lived and succeeded by playing excellent defense during its four-plus years under Josh Pastner, but behind their guard combo of Jose Alvarado and Michael Devoe, the Yellow Jackets rose to become one of the better offensive teams in the ACC.

In the KenPom.com rankings, Tech finished with its highest offensive efficiency rating (113.7) and national ranking (22) under Pastner, and ranked No. 35 in effective field goal percentage (54.1) and No. 36 in lowest turnover percentage (16.1). The Jackets accomplished this relying more on the three-point shot than they did in 2019-20 (36.4 percent of their FGA were threes compared to 29.6 percent the year before).

Tech has scored more than a point per possession in its final 10 games and 22 times altogether in 2020-21.

Without relying a great deal on three-point shooting last season, Tech ranked No. 171 nationally with a 103.1 offensive efficiency rating, and No. 157 with a 49.8 percent effective field goal percentage.

## 3-POINT RELIANCE UNDER PASTNER

Percentage of 3PA/FGA according to KenPom.com

Year	3PA/FGA	Nat'l Rank
2021-22	32.6%	283
2020-21	36.4%	202
2019-20	29.6%	324
2018-19	33.4%	303
2017-18	27.7%	335
2016-17	24.6%	349

## Build the Wall

Due to its ability to play creative versions of both zone and man-to-man to keep opponents off-balance, Georgia Tech has been able to rely on its mixture of defenses to win games over Josh Pastner's first five seasons.

Tech is No. 42 currently in adjusted defensive efficiency, according to KenPom.com, at 92.2 points per 100 possessions, after ranking No. 68 last season (96.2). Nine of the Jackets last

# TECH NOTEBOOK

## Media Guidelines

The Yellow Jackets' student-athletes and coaches are generally available to the media prior to practices once prior to each game during the season. The practice schedule varies once the season begins, and media sessions will be scheduled and announced weekly. All non-game day media availabilities will be conducted in person.

**Georgia Tech's practices are closed to the public and the media.**

Interview requests with student-athletes that need to be conducted at other times must be made through Mike Stamus in the communications office at least 24 hours in advance. These interviews will be scheduled around the student-athletes' availability and class schedule.

Media are asked not to contact student-athletes directly either by phone, text, social media or e-mail; they are instructed to refer media to the communications office. Every effort will be made to make players available when requested. Players are not available on game days until after the game.

## Interviewing Coach Pastner

Media wishing to speak with Coach Pastner at times other than scheduled media availabilities must notify Mike Stamus in the communications office in advance to make or confirm arrangements. He also is available each Monday on the ACC Teleconference beginning January 3.

## Post-Game Protocol

Post-game press conferences for home games will be held in person in the Shah Media Room across from the press box on the upper concourse of McCamish Pavilion.

Georgia Tech head coach and selected players will appear in the room following a cooling off period. The visiting team's head coach will also appear if that institution chooses to. If not, the visiting team coach will conduct his press conference virtually, and links will be provided to the media.

## Josh Pastner Radio Show

Head coach Josh Pastner's weekly radio show airs each Monday from 7-8 p.m. on "680 the Fan" and 93.7 FM, beginning in December.

## ACC Coaches Weekly Teleconference

The 15 ACC head basketball coaches will be featured on nine Monday teleconferences during the 2019-20 season, beginning on January 3, and continuing through March 1. Each coach will have 10 minutes to make an opening statement and answer questions. There will be an instant replay of each teleconference on the Conference's internet site TheACC.com each Monday afternoon.

Coaches whose teams play on Monday in January and February are not required to participate in that day's call. Coaches who do not have a Monday game - Georgia Tech is one - will be on every Monday at the same time. The teleconference schedule for each Monday will differ for the other head coaches, depending on what teams play that Monday night.

Contact Andy Fledderjohann at the ACC media relations office (afledder@theacc.org) for the call-in number and for questions on the schedule.

12 opponents have been held to under a point per possession.

After giving up 205 points against Georgia State and Mercer, Tech went on to limit 13 of its last 24 opponents to less than one point per possession, nine of them in the ACC (Wake Forest 0.772, North Carolina 0.955, Florida State 0.886, Virginia 0.993, Pittsburgh 0.985, Miami 0.877, Virginia Tech 0.936, Duke 0.981, Wake Forest 0.932, Miami 0.949).

## Takeaways Over Rejection

Not only has Georgia Tech cut down on its own turnovers last season, it became one of the nation's best teams at creating turnovers as a way of generating offense. It was a by-product of playing a smaller lineup that lacks a rim protector.

Tech's center has made the ACC's All-Defensive Team five straight years - Ben Lammers (2017, 2018), James Banks III (2019, 2020), both of whom led the conference in blocked shots, and Moses Wright (2021). In 2020-21, Tech had two representatives on the All-Defensive Team - Jose Alvarado, who was also named ACC Defensive Player of the Year, joined Wright.

Tech finished the season No. 1 in the ACC in steals in conference games (9.20 per game), with Alvarado, Jordan Usher and Wright all ranked among the top seven individually. Tech also was No. 1 in most turnovers forced (15.92 per game). Wright also improved as a rim protector, sitting No. 6 in the ACC in blocked shots (1.64 per game).

The Jackets ranked No. 2 nationally in steal percentage and No. 18 in turnover percentage, according to KenPom.com. Those takeaways have directly boosted Tech's scoring.

Year	TO Forced	Steals	Pts/TO	FBrk Pts	Blocks
2019-20	13.9 pg	7.1 pg	14.9 pg	10.2 pg	4.6 pg
2020-21	15.7 pg	9.1 pg	18.9 pg	13.8 pg	3.4 pg

## Assisted Living

Georgia Tech coach Josh Pastner preached and prodded his Yellow Jackets on ball and player movement and hard cutting from the first time he got his team on the practice court. His primary measuring stick on how well the Jackets perform offensively is their ratio of assists to made field goals.

Tech has consistently been above the national average and maintained a high rate in ACC games. The Jackets finished the 2020-21 season No. 53 nationally at 57.1 percent. They held the second-highest mark in ACC games only (58.8 pct.).

**Tech's top assists-to-made field goals ratios:** 1987-88 - 68.3; 1988-89 - 65.9; 1986-87 - 65.8; 1992-93 - 65.0; 1985-86 - 64.8; 2000-01 - 62.9; 1999-00 - 62.9; 2016-17 - 62.6.

## ASSISTS TO MADE FG UNDER PASTNER

Year	A/FGM	Nat'l Rank	Natl Avg.	Vs. ACC
2021-22	64.7	26	50.5	-
2020-21	57.1	53	51.8	58.8
2019-20	53.3	139	51.5	58.0
2018-19	57.4	46	51.9	56.4
2017-18	54.3	119	52.3	53.9
2016-17	62.4	13	52.4	63.2

## Wire-to-Wire

Though he has expanded his bench to reflect the growing level of talent within the program, head coach Josh Pastner remains committed to a tight playing rotation when conference play rolls around, reminiscent of the way Bobby Cremins coached the Yellow Jackets over his 19 seasons.

Tech finished the year ranked No. 336 in percentage of minutes played by reserves (20.1), while Jose Alvarado, Moses Wright and Michael Devoe all ranked among the ACC's top 10 in average minutes per game.

Tech's highest ranking in bench minutes under Josh Pastner came in 2017-18, when the Jackets ranked No. 89 at 33.5 percent. They have not ranked higher than No. 210 in any other year under Pastner.

## BENCH MINUTES UNDER PASTNER

Year	Pct.	Nat'l Rank	Natl Avg.
2021-22	27.5	236	30.2
2020-21	20.1	336	31.0
2019-20	26.5	267	30.3
2018-19	33.5	89	30.3
2017-18	30.1	210	31.5
2016-17	24.6	323	31.9

## Building Depth

The upward progress of Georgia Tech's program is evident in the development of its recruiting classes under head coach Josh Pastner, each of whom has played significant minutes and made significant contributions on the ACC level. Though not highly-rated in terms of rankings, the players have a wide range of skills and have developed into consistent conference-level performers for the next couple of years.

a. The 2017-18 class of Jose Alvarado, Evan Cole and Moses Wright combined to start 205 games (Cole graduated and transferred after the 2020-21 season). Alvarado and Wright started every game of the 2020-21 season (except for the NCAA Tournament game against Loyola which Wright missed) and were the Jackets' top two scorers and played the most minutes. Wright became Georgia Tech's first ACC Player of the Year since 1990, and Alvarado was named the ACC's Defensive Player of the Year.

b. The 2018-19 class of Michael Devoe, Khalid Moore and Kristian Sjolund combined to start 154 games (Sjolund redshirted before transferring to UTEP after the 2019-20 season). Devoe has started every game the last three seasons and was the Jackets' No. 3 scorer in 2020-21, and also was named the ACC Tournament MVP, while Moore has started 33 games in his career and has been an key contributor in ways that don't always show up in the box score.

c. James Banks III, who transferred from Texas, and Jordan Usher, a transfer from Southern California, started 54 games, contributed 17.7 points, 12.0 rebounds and played 56.2 minutes per game in 2019-20. Banks moved on to play professionally and has a training camp invitation from the New Orleans Pelicans this year, while Usher has started every game over two seasons and was the Jackets' No. 4 scorer (11.6 ppg) in 2020-21.

## Five-Star Player Development

Notable player development successes over the past four seasons include Josh Okogie, Ben Lammers, Tadic Jackson, Abdoulaye Gueye, James Banks III, Jose Alvarado, Moses Wright and Michael Devoe, who maximized their skill sets and their production under the current coaching staff.

Okogie went from being ranked 11th in the state as a HS senior to a first-round NBA draft pick. Gueye, a 6-9 forward, developed from a project player into an ACC-level contributor in the first two seasons with the current staff, and is now in his fourth season with the Minnesota Timberwolves. Graduate transfer Brandon Alston had similar statistical numbers at the ACC level as he compiled in two seasons at Lehigh, and is now playing professionally overseas.

Banks, a 6-10 center, made the ACC's All-Defensive team twice in two years and finished his career No. 8 in blocked shots at Tech. Wright blossomed at the end of the 2018-19 season and doubled his scoring and rebounding averages in 2019-20 over his sophomore year, doubled again his senior year and was named the ACC Player of the Year. Devoe added more than six points to his scoring average and ranked among the top five in the ACC in field goal and three-point percentage.

Jose Alvarado, a three-star guard out of Brooklyn, N.Y., who started as a freshman, improved his scoring, shooting and ballhandling every year as a Yellow Jacket, finishing his career with 1,429 points and ranking among the top 10 in Tech history in assists, steals and three-point field goals.



# TECH NOTEBOOK

## Career Games With ...

Double-Figure Points	2021-22	Career
Deebo Coleman	1	1
Michael Devoe	2	61
Rodney Howard	1	1
Khalid Moore	-	7
Bubba Parham	-	+65
Kyle Sturdivant	-	#2
Jordan Usher	2	*38

+includes 53 at VMI; \*includes 10 at USC; #includes 1 at USC

20-plus Points	2021-22	Career
Michael Devoe	1	21
Bubba Parham	-	24
Jordan Usher	-	*3

30-plus Points	2021-22	Career
Michael Devoe	-	1
Bubba Parham	-	9

10-plus Rebounds	2021-22	Career
Michael Devoe	-	1
Rodney Howard	1	1
Jordan Usher	1	2

Double-Doubles	2021-22	Career
Michael Devoe	-	1
Rodney Howard	1	1
Jordan Usher	1	2

## Tech Among ACC Leaders

All Games	Player	#	Rank
Scoring average	Michael Devoe	18.0	8
3-point FG made	Michael Devoe	3.0	6
	Deebo Coleman	3.0	6
3-point FG pct.	Deebo Coleman	64.3	4
	Michael Devoe	60.0	6
Assists	Michael Devoe	5.0	5
	Jordan Usher	3.7	13
	Deivon Smith	3.3	22
Assist/TO ratio	Michael Devoe	2.50	16
	Deivon Smith	2.00	20
Rebounds average	Jordan Usher	9.3	3
	Rodney Howard	8.7	5
Off. reb. average	Rodney Howard	2.00	13
	Jordan Usher	2.00	13
Def. reb. average	Jordan Usher	7.33	3
	Rodney Howard	6.67	5
	Michael Devoe	5.00	15
Steals	Khalid Moore	1.67	16
Minutes Played	Michael Devoe	34.48	4
	Jordan Usher	32.41	18

## Winning Starts at Home

Georgia Tech and head coach Josh Pastner have made a priority of making McCamish Pavilion a real homecourt advantage for the program, and the Yellow Jackets made a good start on that by setting a program record for wins at home (17) in 2017-18, including a 7-2 ACC record and two NIT victories.

Tech is 28-16 against ACC teams at home under Pastner, and that includes a 8-9 mark against ranked opponents.

Tech is 62-24 at McCamish Pavilion under Pastner, 105-54 since the building opened for the 2012-13 season.

## Welcome to The Hank

Georgia Tech is playing its 10th season in McCamish Pavilion, which was essentially brand new when it opened for the 2012-13 season. The only physical elements of McCamish Pavilion that remain from the venerable Alexander Memorial Coliseum are the roof and the 32 steel ribs that support it.

The capacity of McCamish Pavilion is 8,600, including 1,665 seats in the new balcony level and 6,935 seats in the lower seating bowl. There are no suites, but there is a club area that seats 500. Alexander Memorial Coliseum seated 9,191 spectators in its final configuration.

The most impressive features of McCamish Pavilion are its grand entrance, which fronts 10th and Fowler Streets, the ability for patrons to view the court from the main concourse all the way around, and the theatrical lighting system, which concentrates light on the court while leaving the seating areas dark, modeled after the Staples Center in Los Angeles and Madison Square Garden in New York.

Tech played 55 seasons in Alexander Memorial Coliseum, compiling a record of 556-194 (.741). Miami was the last team to play Tech in Alexander Memorial Coliseum, a game Tech won, and was the first ACC team to play in McCamish Pavilion on Jan. 5, which Miami won. For the 2011-12 season, Tech played its home games at Philips Arena and the Arena at Gwinnett.

## Four Tech Alumni on NBA Rosters

Since 1982, Georgia Tech has produced 19 first-round NBA draft picks and 46 draft picks overall. A total of 40 Georgia Tech alumni have played in the NBA.

Three former Georgia Tech basketball stars will be on NBA rosters in 2021-22, including **Josh Okogie**, drafted 20th overall by the Minnesota Timberwolves in 2018, who is in his fourth season with the team.

**Thaddeus Young**, a 14-year NBA veteran, is now with the San Antonio Spurs after spending the last two seasons with the Chicago Bulls, three seasons with the Indiana Pacers, seven seasons in Philadelphia, one in Minnesota and two in Brooklyn.

**Derrick Favors**, an 11-year veteran, was traded to the Oklahoma City Thunder in the off-season, his third team in the last three seasons. He was a key figure with the Utah Jazz for nine seasons, but became a free agent after the 2018-19 season and signed with New Orleans, where he spent the 2019-20 season, then returned to Utah for the 2020-21 season.

Three former Yellow Jackets are in NBA training camps. Jose Alvarado, the ACC's Defensive Player of the Year in 2021, signed a two-way contract with the New Orleans Pelicans, where he will be either on the Pelican's NBA team or its G League team. Moses Wright, the 2021 ACC Player of the Year, received an invitation to the Los Angeles Clippers' training camp, and James Banks III received a training camp invite by the Pelicans.

## McCamish Pavilion 411

**Name:** McCamish Pavilion (mc-CAM-ish), named for Atlanta insurance executive Hank McCamish who gave the lead gift for the facility

**Capacity:** approximately 8,600 (6935 court level, 1665 balcony level)

**Cost:** \$50 million

**Contractor:** Whiting-Turner

**Architect:** Populous

**Cremens Court:** the court remains named for the former Tech head coach

**Alexander Courtyard:** located at the Fowler Street entrance, honors the former Tech director of athletics and the history of the former Tech home arena named for him

**Grand entrance:** 10th and Fowler Streets, foyer includes graphic representations of retired jerseys and Tech's two Final Four appearances

**Other entrances:** West entrance off Fowler Street (students and media), East entrance from main arena parking (for club patrons)

**Features:** center-hung scoreboard and video boards, mezzanine fascia ribbon boards, theatrical lighting, primarily chairback seating, club area

## Facts and Dates

- 2,500 cubic yards of concrete removed
- 3,000 cubic yards of concrete installed
- 500 tons of new steel installed
- Over 1 mile of new railing installed
- 20,000 gallons of paint used
- 2,000 feet of new mechanical piping
- 2,500 feet of new ductwork
- \$4M in new audio-visual and scoreboards
- 50 TV's throughout the concourse and Callaway Club
- Farthest distance material has traveled to get on site: 4,835 miles
- Shortest distance material has traveled to get on site: 1 mile
- Number of Tech alumni involved in the project: over 100
- Number of days construction took: 520
- Number of 1950's old style Coke bottles found while installing the underground foundations: 11
- Number of new staircases: 13
- Number of new sports lights for the competition floor: Over 300
- 270-degree court view from concourse

**Groundbreaking:** May 5, 2011

**Opening:** October, 2012

**First public event:** Oct. 21, 2012 - Jacket Jam (men's and women's scrimmages)

**First men's game:** Nov. 9, 2012 vs. Tulane

**Head coaches:** Brian Gregory of Georgia Tech, Ed Conroy of Tulane

**Officiating crew:** Karl Hess, Gary Maxwell, Raymond Styons

**TV announce crew:** Tom Werme, Cory Alexander (ACC Network)

**First Tech points:** Marcus Georges-Hunt (2 FT, 18:13, 1st half)

**First basket:** Tulane's Josh Davis (18:44, 1st half)

**Attendance:** 8,600 (sellout)

**First women's game:** Nov. 11, 2012 vs. Tennessee

*Tech played 55 seasons in Alexander Memorial Coliseum, compiling a record of 556-194 (.741). Miami was the last team to play Tech there, a game Tech won, and was the first ACC team to play in McCamish Pavilion, which Miami won. For the 2011-12 season, Tech played its home games at Philips Arena and the Arena at Gwinnett.*

# BIO UPDATES

## Head Coach Josh Pastner • 6th season at Tech

After guiding Memphis to five post-season berths in seven seasons as the Tigers' head coach, Josh Pastner became Georgia Tech's 14th head basketball coach on April 8, 2016.

Implementing a high-energy style of play and creative offensive and defensive schemes, and building the Jackets' talent base for the future, Pastner has established the Yellow Jackets as one of the top defensive teams in the nation, while he and his staff have steadily improved the team's offense to be ranked in the top half of the Atlantic Coast Conference the last two years. Those efforts, as well as improving efforts in recruiting, produced Georgia Tech's first ACC Championship in 28 years and its first berth in the NCAA Tournament in 11 years in the 2020-21 season.

Pastner has tirelessly promoted the program on campus and throughout the city of Atlanta in an effort to re-create the major homecourt atmosphere that surrounded the Yellow Jackets throughout the 1980s, 1990s and into the middle of the 2000s. The result has been numerous wins, high excitement and 13 sellouts in four pre-pandemic seasons at McCamish Pavilion, and a school-record 11 consecutive home ACC wins over the 2019-20 and 2020-21 seasons.

Six of his players - guards Josh Okogie, Jose Alvarado and Michael Devoe, as well as frontcourt players Ben Lammers, James Banks III and Moses Wright - have earned Atlantic Conference honors during his tenure. Okogie, in particular, developed from an under-the-radar high school prospect into a highly-regarded NBA prospect, having played three years in the league, while Lammers and Banks have gone on to play professionally overseas.

In his fifth year at the helm in 2020-21, Pastner guided Georgia Tech to the ACC Championship, the Yellow Jackets' first since 1993, and a berth in the NCAA Tournament, the first since 2010. The Jackets also earned their highest regular-season ACC finish and tournament seed (4th for both) since the program's nationally-runner-up team in 2004. Tech's 17-9 overall record was its best by winning percentage since 2004, and its 11-6 ACC record was the fourth-highest by winning percentage in the program's 42-year history in the conference. Tech achieved its highest rankings in under Pastner in such categories as offensive efficiency, scoring, field goal percentage, three-point percentage and fewest turnovers, while maintaining its high level of play on the defensive end of the court.

Wright was named the ACC Player of the Year, Tech's first since 1990, and made the All-ACC first-team, while Alvarado was voted the ACC's Defensive Player of the Year and made the All-ACC second-team. Devoe earned honorable mention All-ACC recognition for the second straight year, and was named the Most Outstanding Player in the ACC Tournament.

That came on the heels of a successful 2019-20 campaign, in which the Yellow Jackets posted a 17-14 record, winning nine of its last 12 games, including six of the last seven. Tech finished with the program's first winning ACC record since 2004, its highest ACC finish since 2005 (fifth) and its most conference victories (11-9 record) since 1996.

The Jackets ranked No. 17 in the nation in defensive efficiency while finishing ninth in the ACC in scoring against league teams, second in field goal percentage and sixth in three-point percentage. Three players - Jose Alvarado (All-ACC third team), Michael Devoe (All-ACC honorable mention) and center James Banks III (ACC All-Defensive team) - earned conference honors.

Pastner, 44, compiled a 167-73 record over seven seasons as the head coach at Memphis, where the Tigers earned bids to the NCAA Tournament four times. Pastner's Memphis teams averaged 23.9 wins per season and compiled a conference regular-season record of 82-36, including a conference winning streak of 28 games. The Tigers went 11-4 in Conference USA and American Athletic Conference tournaments, including three championships.

He guided Memphis to five post-season berths, the NIT in 2010 and the NCAA Tournament in 2011, 2012, 2013 and 2014. Pastner twice won Conference USA Coach of the Year honors (2010, 2013) by various organizations and news media.

Pastner was born in Glen Dale, W.Va., and grew up in Kingwood, Texas. He earned his bachelor's degree in family studies in December of 1998, in just two and a half years, from Arizona and his master's degree in teaching and teacher education from Arizona in December of 1999, all while lettering four years in basketball under head coach Lute Olson.

He married the former Kerri Lamas of Sierra Vista, Ariz., in 2009. He has a stepson (Ethan), three daughters, Payten, Kamryn and Harper, and a newborn son, Cason.

### Pastner as a Head Coach

Season	School	Overall	Conference	Postseason
2009-10	Memphis	24-10	13-3/2nd	NIT second round
2010-11	Memphis	25-10	10-6/4th	NCAA Tournament
2011-12	Memphis	26-9	13-3/1st	NCAA Tournament
2012-13	Memphis	31-5	16-0/1st	NCAA Tournament, round of 32
2013-14	Memphis	24-10	12-6/t-3rd	NCAA Tournament, round of 32
2014-15	Memphis	18-14	10-8/t-5th	
2015-16	Memphis	19-15	8-10/7th	
<b>at Memphis</b>	<b>7 years</b>	<b>167-73</b>	<b>82-36</b>	
2016-17	Georgia Tech	! 21-16	! 8-10/11th	NIT finals!
2017-18	Georgia Tech	! 13-19	6-12/13th	
2018-19	Georgia Tech	14-18	6-12/10th	
2019-20	Georgia Tech	17-14	11-9/5th	
2020-21	Georgia Tech	17-9	11-6/5th	ACC Champions, NCAA Tournament
2021-22	Georgia Tech	2-1	0-0	
<b>at Georgia Tech</b>	<b>6 years</b>	<b>! 84-77</b>	<b>! 42-49</b>	
<b>Career</b>	<b>12 years</b>	<b>! 251-150</b>	<b>! 124-85</b>	

! On-court record (22 wins and one loss from 2016-17 and 2017-18 seasons, as well as Tech's NIT appearance, vacated by the NCAA Committee on Infractions)

### Pastner Resume

- Head coach, Georgia Tech (2016-present)
- Head coach, Memphis (2009-16) - 4 NCAA Tournaments, 1 NIT, 4 Conference USA titles
- Assistant coach under John Calipari, Memphis (2008-09) - NCAA Sweet 16, C-USA champions
- Assistant coach under Lute Olson, Arizona (2002-08) - 6 NCAA Tournaments, 2 Pac-10 titles
- Basketball staff assistant under Lute Olson, Arizona (2000-02) - Pac-10 champions in 2002
- Played collegiately for Lute Olson, Arizona (1996-2000) - 4 NCAA Tournaments, 1997 National Champions, 2 Pac-10 titles

## Also on the Bench

### ERIC REVENO

#### Associate Head Coach • 6th season at Tech

Eric Reveno, served 10 years as the head coach at the University of Portland, joined Josh Pastner's men's basketball staff at Georgia Tech as assistant coach on May 6, 2016. He was promoted to associate head coach on Nov. 1, 2019.

Working primarily with Tech's post players, Reveno has overseen some of the Yellow Jackets' greatest successes in player development, including 6-10 center Ben Lammers, who became a second-team All-ACC performer and the conference's Defensive Player of the Year in his final two seasons; 6-9 reserve forward, Abdoulaye Gueye, who developed into a significant contributor for the Yellow Jackets in his final two seasons, 6-10 transfer James Banks III, who after playing limited minutes at Texas became one of the ACC's top defensive players, making the ACC's All-Defensive team twice. He also had a hand in the rise of 6-9 forward Moses Wright from unheralded recruit to ACC Player of the year in 2021.

Reveno's penchant for analytics has led the Jackets to adopt advanced new methods and technologies to help the team's performance, such as the Noah shot-tracking systems in the Zelnak Practice Facility and the McCamish Pavilion main floor.

### JULIAN SWARTZ

#### Assistant Coach • 6th season at Tech

A 19-year coaching veteran, including 12 years on the NCAA Division I level, Julian Swartz was named an assistant coach on Josh Pastner's staff in August of 2018.

Swartz, 41, is responsible for on-court development of Tech players and focuses his efforts on the Yellow Jackets' defensive schemes as well as handle recruiting responsibilities. He helped guide Tech's defense to a national ranking of No. 37 in efficiency in 2018-19 and No. 17 in 2019-20, according to KenPom.com, and the Yellow Jackets also ranked among the top 15 in effective field goal percentage and three-point defense. In 2020-21, Tech used its trademark defenses in a completely different way, becoming the top team in the ACC and one of the best in the nation in forcing turnovers and steals to boost its offense.

Swartz's recruiting efforts have been central to the Jackets' last two recruiting classes, and he has been ranked No. 6 among college basketball recruiters by 247Sports. Tech's 2021 class of guards Dallen "Deebo" Coleman and Miles Kelly and forward Jalon Moore was ranked the 15th-best in the nation.

### ANTHONY WILKINS

#### Assistant Coach • 4th season at Tech

Anthony Wilkins, an Atlanta native who spent the past five seasons on the coaching staff at Tulane University, joined Georgia Tech's basketball staff in June of 2018.

Wilkins, 41, served as an assistant coach for four seasons at Tulane after serving as director of basketball operations during his first year with the Green Wave. At Tulane, Wilkins handled game strategy and scout prep responsibilities along with player development and recruiting duties. He also had six years of professional playing experience prior to entering the coaching world.

Focusing his on-court efforts with Tech's offense, the Yellow Jackets have made significant strides in his three seasons on The Flats, helping elevate the Jackets into the top half of the ACC in scoring, field goal percentage, three-point shooting and ballhandling. In 2020-21, Tech achieved its highest national ranking on offensive efficiency (23rd according to KenPom.com), and its highest ACC rankings in scoring (6th), field goal percentage (2nd), three-point percentage (3rd) and fewest turnovers (3rd). He helped develop Tech's guard tandem of Jose Alvarado and Michael Devoe into two of the ACC's top 10 scorers the last two years, and is credited with developing the perimeter skills of Moses Wright, the ACC Player of the year in 2021.

## BIO UPDATES (see game-by-game stats and career highs in stat pack)

### 10 • Dallan “Deebo” Coleman • G • 6-6 • 215 • Fr.

- Four-star wing guard who had been the highest-rated high school prospect to sign with the Yellow Jackets
- Named Florida's Mr. Basketball as well as the Florida Class 4A Player of the Year as a senior
- First name pronounced “DELL-un,” but goes by Deebo (DEE-bo)
- Wing guard off to a strong start averaging 11.7 points and hitting 64.7 percent of his shots from the floor ... Scored game-high 19 points vs. Lamar
- Has hit 9-of-13 from three-point range in Tech's last two games, hitting his first four tries against Stetson and Lamar
- Born and raised in Memphis, Tenn., spent his high school years in Jacksonville, Fla., area, where his father, Ran, took a high school head coaching position
- Consensus four-star prospect, rated at No. 48 in the class of 2021 according to the 247Sports Composite rankings ... ESPN ranked him No. 32 overall and No. 7 among shooting guards, 247Sports had him No. 68, No. 15 at his position
- Averaged 24.7 points, 9.0 rebounds and 4.2 assists as a senior for the Warriors, who turned around their season in mid-year with a 14-game winning streak and led them to the Florida High School Athletic Association final four
- Finished his West Nassau career with 2,539 points, second in the region's history behind only Fletcher's Myron Anthony during the 1990s
- Had 38 double-doubles at West Nassau, 19 of those as a senior.

### 0 • Michael Devoe • G • 6-5 • 191 • Sr.

- Preseason All-ACC second-team choice by ACC media (top vote-getter on second team) ... Named one of the nation's top 20 guard by writer C.L. Moore of The Athletic
- High scoring guard who has developed into a fine all-around player ... Averaging 18.0 points, 5.3 rebounds and 5.0 assists, all career high norms, and has a 15/6 assist/turnover ratio
- Smooth, left-handed combo guard with a high basketball IQ who earned honorable mention All-Atlantic Coast Conference honors for the second straight year in 2020-21
- Won the Everett Case Award as the ACC Tournament's Most Outstanding Player after scoring 20 points with three rebounds, three assists and two steals in Tech's ACC Championship win over FSU ... Scored 13 with seven assists in quarterfinal win over Miami ... Hit 12-of-20 FG and 5-of-8 from three in the two games
- Played at a higher level in ACC games, averaging 16.1 points per game (No. 9 in the conference) while connecting on 41.2 percent of his three-point tries
- Ranked No. 2 in the ACC in three-point field goals per game (2.47) in conference games, and is No. 3 in percentage ... Made a career-high seven threes in 11 attempts at Miami, and went 6-of-7 in Jan. 20 win vs. Clemson
- Scored a season-high 29 points in Tech's win at Miami (11-of-16 FG) ... Also scored 21 points at Florida State, 20 vs. North Carolina, 17 vs. Wake Forest, 22 vs. Clemson, 19 vs. Florida State, 17 at Louisville, 19 vs. Notre Dame, 23 at Clemson, 18 vs. Syracuse, 20 at Wake Forest
- Averaged 15.0 points per game overall (10th in ACC), ranked No. 5 in the ACC in 3-point FG made (2.23), 10th in assists (3.35)
- Tech's No. 2 rebounder (4.3 rpg) and No. 2 assist man ... Hit 40 percent of his threes overall and 75.3 percent from the foul line
- Has hit 41.2 percent of his three-point shots over his career, and has entered the top 20 all-time at Tech in three-pointers made (13th place with 162) ... Has hit 42.9 percent against the ACC over his career.
- Has jumped from 36th to 30th on the Tech career points list with 1,203 points
- Scored 20 or more points eight times in 2020-21, 21 times in his career ... Scored in double digits 62 times in his career

### 2 • Saba Gigiberia • C/F • 7-1 • 248 • So.

- Name pronounced “SOBB-uh GEE-GEE-buh-REE-uh” *with a hard G*
- Has seen action in two games, averaging 6.6 minutes, 2.0 points and 2.5 rebounds
- Played short minutes in eight games in 2020-21, with a high of 10:01 vs. Delaware State (2 pts, 6 reb) ... Scored buckets in four games, including his first 3-pointer vs. Clemson
- Four-star post prospect originally from the Republic of Georgia who played his high school basketball in the United States
- Excellent basketball IQ who can play with his back to the basket or facing the basket, has a 7-foot-4 wingspan
- Grew up playing rugby, but said his grandfather encouraged him to switch to basketball at 12 because of his height ... Developed well and earned a spot with a club in Spain at 14 years old, where he played for two years before leaving for the U.S. at age 16
- Played his final year of high school at Prolific Preparatory School in Napa, Calif., ranked as high as No. 72 nationally (247Sports) and No. 14 at his position ... Played at Findlay Prep his junior year.
- Played for his home country of Georgia in the FIBA U16 European Division B Championship in 2017, and in the FIBA U18 European Division B Championship in 2019.

### 24 • Rodney Howard • C/F • 6-10 • 246 • Jr.

- In his second season as Tech after transferring from Georgia, and won the starting center job in the preseason
- Has been solid, averaging 7.0 points and 8.7 rebounds over three games, hitting 58.8 percent of his shots from the floor ... Averaging just under 28 minutes a game
- Posted his first career double-double against Miami with career highs of 10 points and 14 rebounds.
- Started Tech's first two games in the post in 2020-21, with highs of six points and four rebounds against Mercer, but played limited minutes thereafter as Tech went to a small lineup
- Played in 12 ACC games (DNP vs. Virginia on Feb. 10, Syracuse) for 66 total minutes as he has worked his way into more playing time ... Played 11 of the last 13 games of the season
- Scored a season-high eight points (4-7 FG) in season-high 16:35 at Miami ... six points (2-2 FG, 2-2 FT) with five rebounds at Wake Forest ... Played 18 key minutes off the bench in the ACC quarterfinal against Miami when Moses Wright incurred foul trouble
- Enrolled at Georgia Tech in the summer of 2020 following his transfer from Georgia, where he played his freshman year, Received immediate eligibility from the NCAA and has three years of eligibility at Tech
- Originally signed with Ole Miss before re-opening his recruitment following a coaching change there, and signed with the Bulldogs
- Played in 24 games at Georgia, including a pair of starts against N.C. Central and at Arizona State, last season at Georgia ... Averaged 1.3 points, 1.5 rebounds and 0.6 blocks in 7.3 minutes of action per game, hitting 13-of-23 shots from the floor (56.5 pct.)

### 13 • Miles Kelly • G • 6-5 • 171 • Fr.

- Atlanta-area native who spent his senior year of high school at Hargrave Military Academy in Chatham, Va., after prepping at Parkview High School in Lilburn
- Prospects soared after having been unranked in recruiting services
- Played in all three games off the bench so far, scoring seven points each against Stetson and Lamar and hitting 6-of-11 shots from the floor in those two games
- High-scoring guard with good shooting ability and ability to create his own shot, good passer
- Consensus four-star No. 87 in the 247Sports composite rankings – No. 90 by 247Sports (No. 22 among shooting guards) and No. 94 overall by Rivals (No. 24 among at his position)
- His 17.3 points per game, 3.4 3-pointers made per game and 46.1-percent 3-point percentage all ranked second on the team for the undefeated (27-0) Tigers, who averaged more points per game (114.3) than any other Hargrave team on record
- Helped lead the Tigers to a 31-1 overall record, losing only to DME Academy in the opening round of the National Prep Championship, where they were the No. 2 seed
- Starred at Parkview High School in Lilburn, Ga., before transferring to Hargrave, averaging 19.1 points, 5.8 rebounds and 2.0 steals ... Was named second-team all-county

### 11 • Tristan Maxwell • G • 6-2 • 209 • So.

- High-scoring and record-setting guard who was named the North Carolina state player of the year by the Charlotte Observer and MaxPreps following his senior year
- A consensus three-star rating with a ranking as high as No. 198 nationally, and No. 37 at his position
- Missed most of Tech's preseason practice with a broken bone in his right foot, had a setback in recovery in January and has played only one game as a result ... Saw his only action against Delaware State (3 points on free throws in 8:12)
- Son of Vernon Maxwell, a former University of Florida All-American and longtime NBA veteran and champion with the Houston Rockets
- The first Charlotte, N.C., area prospect to sign with Georgia Tech since Anthony Morrow in 2005
- Double-figure scorer for North Mecklenburg High School since his freshman year, earning all-conference honors four years and all-state honors as a junior and senior
- Became the school's all-time leading scorer his senior year (finished with 2,253 points, 20th-most all-time in the state) and set the school mark for three-point field goals (finished with 331) by the end of his junior year
- North Mecklenburg compiled a record of 104-12 in his four years on the team, winning its conference and reaching the sectional finals each year



# BIO UPDATES (see game-by-game stats and career highs in stat pack)

## 23 • Jordan Meka • C/F • 6-8 • 225 • So.

- Last name pronounced "MECK-uh"
- Third member of Tech's rotation at the "5" position, coming off a freshman season in which he played in just one game before undergoing back surgery
- Played in two games this season (Stetson and Lamar), averaging 4.7 minutes and attempting one shot ... Took one rebound in each game
- Played eight minutes vs. Mercer on Nov. 27 last season before missing the remainder of the season
- Multiple all-state and all-Atlanta Metro performer with a 7-foot-1 wingspan
- Ranked as high as No. 129 nationally and No. 26 at his position by 247Sports (power forward)
- Enjoyed a record-breaking career at Mount Bethel Christian Academy, setting school records for points, rebounds and blocked shots
- High-level student academically, originally from Yaoundé, Cameroon, moved to the United States in 2016
- Earned all-state honors in Mount Bethel's classification (A-private) every year since his freshman year, including player of the year honors as a sophomore
- Led the Eagles to a pair of state Georgia Independent Christian Athletic Association (GICAA) titles in 2017 and 2018, and to the Class A semifinals as a junior in 2019 ... Reached the A-private state playoffs in 2020 and finished second, beating the No. 4, No. 9 and 15 teams along the way ... Four-year record of 87-36
- Set career school records for points with 1,670, surpassing current Tech guard Coleman Boyd, rebounds (920) and blocked shots (>400)

## 14 • Jalon Moore • F • 6-6 • 211 • Fr.

- Athletic forward who earned all-state honors in Alabama, and was rated a three-star prospect
- Played briefly in one game so far, scoring four points in four minutes vs. Stetson
- Slashing type scorer who can get to the rim and is comfortable in transition
- Long and athletic player who can guard multiple positions
- First name pronounced "JAY-lun"
- Consensus three-star prospect, from Gardendale High School in Gardendale, Ala., where he earned all-state honors as a junior in 2019-20
- Ranked No. 120 overall in the 247 composite rankings in the class of 2021 (No. 27 among small forwards), and No. 146 by Rivals (35th at his position)
- Averaged 21.7 points, 9.0 rebounds, 2.6 assists and 1.5 blocked shots per game as a senior at Gardendale, hitting 57 percent of his shots from the floor and 33 percent of his three-point tries
- As aa junior, he averaged more than 20 points and 10 rebounds per game, was an ASWA (Alabama Sports Writers Association) All-State selection and was also named to the Class AAAAAA All-Area 11 team.

## 12 • Khalid Moore • F • 6-7 • 208 • Sr.

- First name pronounced "kuh-LEED"
- Athletic and long (7-foot, 0.5-inch wingspan) forward with good scoring ability and basketball IQ, and an excellent defender
- Kept his starting position from the end of last season at the small forward spot, and can play the "4" or "5" when Tech utilizes a small lineup
- Scored five points in each game this season, and is averaging 19.7 minutes
- Started the last nine games of the season, coinciding with Tech's eight-game winning streak and NCAA Tournament loss ... Averaged 5.9 points, 3.3 rebounds in more than 30 minutes per game over that stretch ... Played more than 30 minutes in six of the games ... Had 11 total starts
- Was assigned to defend the Pitt's ACC-leading scorer and rebounder, Justin Champagnie ... Held him to 13 points, six under his average, on six FG attempts, and six rebounds, half his average, and scored seven points with a pair of 3-point field goals in a season-high 37:35
- Scored nine points, matching his ACC high for the year, with five rebounds and six assists (no turnovers) against Syracuse ... Seven points, six boards March 2 vs. Duke
- Averaged 4.8 points and 3.0 rebounds in 23.9 minutes per game for the season (ACC games: 4.1 ppg, 2.9 rpg, 24.1 mpg)
- Key player in Tech's win at Nebraska with season highs of 11 points (5-7 FG) and eight rebounds ... Had four points, six rebounds, four assists Dec. 15 at Florida State ... Matched career high with 11 vs. Delaware State (2-3 FG, 2-2 3pt FG, 5-6 FT)
- Started 36 games in his career, scored in double figures six times
- Does a lot of things that don't show up in the box score, good passer, moves well without the ball, keeps Tech offense moving, and his length and activity is an asset on defense ... Plus/minus rating generally on the positive side
- Came from the same high school (Archbishop Molloy) as Yellow Jackets' legendary point guard Kenny Anderson, and played on the same AAU team as teammate Jose Alvarado

## 3 • Bubba Parham • G • 5-10 • 161 • Sr.

- Last name pronounced "PARR-um"
- Currently sidelined for an indefinite period of time after undergoing surgery Oct. 26 to repair a torn meniscus in right knee
- Atlanta-area product who transferred to Georgia Tech following two standout seasons at VMI, where he made the All-Southern Conference team as a sophomore and was named SoCon Freshman of the Year
- Deep range three-point shooter who can score in a variety of ways despite his small stature
- Averaged 6.7 points in 2020-21, including six double-figure efforts - 17 vs. Kentucky, 16 vs. Mercer, 14 vs. Georgia State, 13 vs. FAMU ... Scored 12 points at Clemson and 11 vs. Pitt, hitting 7-17 FG, 4-11 3pt FG
- Had a good ACC Tournament, scoring nine points against Miami and five against FSU (5-10 FG, 2-5 3pt FG) in 23 total minutes
- Drained three 3-point field goals against North Carolina, two of them as Tech rallied from a 61-53 second-half deficit to win the game ... Also had three triples each against Kentucky and Pitt
- Came off the bench in Tech's first two games, then started nine straight before missing the FSU game due to death in the family, and averaged 27 minutes per game ... Came off the bench in Tech's last eight games before the NCAA Tournament, getting a start against Loyola Chicago in place of Moses Wright
- Had team's best turnover rate, just 13 against 36 assists in 674 minutes ... Had 31 games with zero or one turnover at Tech
- In ACC games, averaged 4.8 points and 1.3 assists with just nine turnovers in 16 games ... 18-of-50 on three-pointers (36 pct.)
- Twelve career career double-digit games at Tech ... In three career games vs. Kentucky, averaged 20.7 points (22-of-37 FG, 15-of-26 3pt FG)
- Scored 1,452 points in his career, 327 of those at Tech, and has 231 career three-point field goals (57 at Tech)

## 5 • Deivon Smith • G • 6-1 • 172 • So.

- First name pronounced "DAY-von"
- Former four-star high school prospect from Georgia who played his freshman year at Mississippi state and transferred to Georgia Tech, enrolling for the 2021 summer term
- Was invited to participate in the USA Basketball U19 Team Trials for the FIBA World Cup for Men, made the initial cut to 17 players, but did not make the final 12-man roster
- Has come off the bench in each game and averaged 22.8 minutes ... Scoring 6.7 points with 3.3 assists per game (10/5 assist/turnover ratio)
- High of nine points vs. Stetson, five assists vs. Lamar
- An explosive true point guard with dynamic court vision who excels in transition and is an exceptional finisher with both hands at the rim
- Started the first three games of the season and five in SEC competition (eight starts altogether) at Mississippi State
- Averaged 5.2 points, 3.6 rebounds and 2.9 assists across 33 games for the Bulldogs, who went 18-15 overall and reached the championship game of the NIT
- Had a 97/56 assist/turnover ratio, shot 33.9 percent from the floor, 27.9 percent from three-point range and 61.5 percent from the foul line
- Better in SEC games, averaging 5.6 points, 3.6 rebounds and 3.0 assists in helping MSU go 8-10 in conference
- Prepped under Geoffrey Pierce at Grayson High School in Grayson, Georgia ... No. 63 nationally in 247Sports composite rankings, and No. 69 nationally by ESPN

## 1 • Kyle Sturdivant • G • 6-2 • 197 • Jr.

- In his second season at Tech after transferring from Southern California
- Started all three games this season, averaging 19.8 minutes, 4.3 points and 1.7 assists
- Played in every game off the bench for Tech in 2020-21, averaging 3.5 points while posting a solid 27/17 assist/turnover ratio
- Averaged 7.3 points across Kentucky/Nebraska/FSU games after going scoreless in first two ... Hit for a career-high 15 points (5-6 FG, 4-4 FT) with three assists against Kentucky
- Key factor off the bench in the ACC Tournament ... Scored five points each against Miami and FSU ... Hit a pair of field goals, including a three, against the Hurricanes, and went 5-for-6 from the foul line in the closing minutes against FSU ... Did not turn the ball over in either game in 28 total minutes
- ACC high was seven points against Wake Forest and Clemson (5-9 FG combined) ... Scored four in second meeting vs. FSU, five at Louisville, four vs. Notre Dame ... Averaged 3.4 points (44.9 pct. FG) and 10.9 minutes in conference games
- Made the All-ACC Academic Team in 2020-21
- First Norcross High School alumnus to join the Tech program since Gani Lawal (2007-10)
- Played in 21 games as a freshman at USC, averaging 8.3 minutes, 2.0 points and 1.1 rebounds while hitting 34.8 percent of his shots from the floor ... Recorded 25 assists over 22 turnovers

## BIO UPDATES (see game-by-game stats and career highs in stat pack)

### 4 • Jordan Usher • G/F • 6-7 • 220 • Sr.

- Atlanta-area product in his second full season at Tech after transferring from Southern California
- Became eligible mid-season in 2019-20 and has started all 52 games since, manning the wing spot on the floor and sometimes playing the post
- Off to a strong start, averaging 13.7 points, a team-high 9.3 rebounds, more than double his 2020-21 average, and 3.7 assists ... Has collected at least eight rebounds and three assists in each game
- Notched his second career double-double with 14 points and 11 rebounds against Stetson
- Unsung leader and major contributor in 2020-21 who averaged 11.6 points (fourth on the team) and 2.8 assists while grabbing 4.2 rebounds (third on the team) and 1.6 steals per game ... Connected on exactly 50 percent of his field goal tries
- Averaging 15.4 points and 4.5 rebounds over the final six games of the season, hitting 38-of-69 from the floor (55.1 percent) with 17 assists and 13 steals ... Broke a three-game scoring slump with 19 against Syracuse (7-11 FG), adding a seven rebounds, a career-high seven assists and three steals ... Scored 14 each against Duke and Wake Forest
- Made the ACC All-Tournament team after scoring 15 points each against Miami and FSU ... Went 12-of-27 from the floor combined with five rebounds, five assists and four steals ... Scored 15 points (7-9 FG) with five rebounds against Loyola Chicago in the NCAA Tournament
- Averaged 13.4 points in an eight-game stretch before Pitt, in which he injured an ankle and played only 23 minutes ... Reached double figures in six of the games, including 21 and 19 in back-to-back games against Clemson and Virginia ... Hit 49.4 percent of his shots from the floor and 33 percent of his threes during the stretch
- Averaged 11.6 points and 3.8 rebounds in ACC games, while hitting 49.7 percent from the floor, 31.1 percent from three-point range
- Recorded his first career double-double with 15 points and 10 rebounds against Georgia State in last year's season opener
- Notched 29 double-digit games at Tech, 18 of those in 2020-21
- Strong wing with size, a high motor and the ability to get to the rim and create scoring opportunities ... His athleticism and strength make him a force both offensively and defensively

### 30 • Coleman Boyd • G • 6-1 • 178 • Jr.

- Non-scholarship guard who enrolled at Tech for the summer term in 2019
- Played in four games as a freshman, scoring five points with two assists and a steal ... Drove for a layup against Hawaii for his first collegiate points, and hit a three-pointer against Morehouse
- All-state point guard from Georgia private school powerhouse Mt. Bethel Christian Academy
- Four-year letterwinner and captain at Mt. Bethel, which won state Georgia Independent Christian Athletic Association (GICAA) championships in 2017 and 2019, and reached the final four in 2016 and 2019 ... Team went 97-26 in his four years
- Earned all-region and honorable mention all-state honors in 2019 by the Georgia High School Association
- Played at Mt. Bethel for his father, Cal, a longtime successful high school coach in the Atlanta area and a standout basketball player at Wake Forest following a legendary high school career at Campbell High School in Smyrna

### 33 • Brayden Daniels • G • 6-4 • 170 • Fr.

- Non-scholarship guard who joined the Yellow Jackets' program for the fall 2021 semester
- Son of former Georgia Tech football player Conrad Daniels (1995-99)
- Nephew of former Georgia Tech Hall of Fame track star Lynn Houston Moore (1994-98) and former Tech basketball star Clarence Moore (1999-2004)
- Also nephew to former Tennessee and NBA basketball star Allan Houston
- Attended and lettered four years in basketball the Christian Academy of Louisville (Ky.)
- Named to the All-Seventh Region team in Kentucky by the Louisville Courier-Journal as a senior
- Scored over 1,000 points in his high school career

### 43 • Jermontae Hill • G • 6-6 • 198 • Fr.

- Skilled forward who turned down scholarship offers from Boston College and St. John's to walk-on at Georgia Tech (also East Carolina, Florida, Florida State and Kansas State according to 247Sports)
- Ranked as high as the No. 22 player in the state of Georgia according to 247Sports and the No. 67 small forward in the nation ... Ranked among 247's top 100 at one time
- Playmaking wing who can defend various positions and bring toughness to the perimeter
- Prepped following high school at DME Sports Academy in Daytona, Fla.
- Before that, he attended Tucker High School, where he earned first-team all-state honors in Class AAAAAA by the Atlanta Journal-Constitution as a senior in 2020, second-team all-state choice by Hoopseen
- Also named player of the year in the Class AAAAAA South by the Georgia Athletic Coaches Association.

### 35 • Jehloni James • F • 6-6 • 192 • Jr.

- Non-scholarship player who joined the Tech program for the fall, 2019 semester
- Played in four games in 2020-21, logging a high of 4:38 against Delaware State ... Grabbed three rebounds in a 3:48 stint in Tech's win at Miami
- His father, Elbridge, played college basketball at Binghamton University
- Played in one game in 2019-20, for the final minute against Elon, and made his only field goal attempt.
- Played four years and lettered three at Lanier High School in Sugar Hill, Ga.

# 2021-22 SEASON STATISTICS AND RESULTS

## Game Records

Record	Overall	Home	Away	Neutral
ALL GAMES	2-1	2-1	0-0	0-0
CONFERENCE	0-0	0-0	0-0	0-0
NON-CONFERENCE	2-1	2-1	0-0	0-0

## Score by Periods

Team	1st	2nd	OT	TOT
Georgia Tech	111	110	0	221
Opponents	77	113	0	190

## Team Box Score

No.	Player				Total		3-Point		F-Throw		Rebounds															
		GP-GS	MIN	AVG	FG-FGA	FG%	3FG-3FGA	3FG%	FT-FTA	FT%	OFF	DEF	TOT	AVG	PF	DQ	A	TO	BLK	STL	PTS	AVG				
0	DEVOE, Michael	3-3	104:24	34.8	19-38	.500	9-15	.600	7-9	.778	1	15	16	5.3	3	0	15	6	0	4	54	18.0				
4	USHER, Jordan	3-3	98:02	32.7	17-38	.447	1-9	.111	6-10	.600	6	22	28	9.3	10	1	11	11	1	3	41	13.7				
10	COLEMAN, Dallan "Deebo"	3-0	71:35	23.9	11-17	.647	9-14	.643	4-5	.800	0	7	7	2.3	8	1	4	4	0	1	35	11.7				
24	HOWARD, Rodney	3-3	83:41	27.9	10-17	.588	0-0	.000	1-3	.333	6	20	26	8.7	8	0	6	5	3	0	21	7.0				
5	SMITH, Deivon	3-0	68:21	22.8	8-23	.348	2-3	.667	2-4	.500	3	5	8	2.7	8	0	10	5	0	3	20	6.7				
12	MOORE, Khalid	3-3	59:06	19.7	6-21	.286	1-9	.111	2-2	1.000	4	7	11	3.7	6	0	2	4	0	5	15	5.0				
13	KELLY, Miles	3-0	28:26	9.5	6-12	.500	2-7	.286	0-0	.000	1	0	1	0.3	1	0	2	2	0	1	14	4.7				
1	STURDIVANT, Kyle	3-3	59:32	19.8	4-11	.364	1-4	.250	4-7	.571	0	5	5	1.7	2	0	5	2	1	0	13	4.3				
14	MOORE, Jalon	1-0	04:16	4.3	2-6	.333	0-0	.000	0-0	.000	0	2	2	2.0	1	0	0	0	0	0	4	4.0				
2	GIGIBERIA, Saba	2-0	13:13	6.6	2-3	.667	0-0	.000	0-0	.000	2	3	5	2.5	3	0	0	1	0	1	4	2.0				
23	MEKA, Jordan	2-0	09:24	4.7	0-1	.000	0-0	.000	0-0	.000	0	2	2	1.0	1	0	0	0	0	0	0	0.0				
Team											11	7	18													
Total		3	600		85-187	.455	25-61	.410	26-40	.650	34	95	129	43.0	51	2	55	40	5	18	221	73.7				
Opponents		3	600		69-181	.381	17-77	.221	35-47	.745	23	75	98	32.7	39	0	38	33	11	24	190	63.3				

## Team Statistics


	GATECH	OPP
<b>Scoring</b>	<b>221</b>	<b>190</b>
Points per game	73.7	63.3
Scoring margin	+10.3	-
<b>Field goals-att</b>	<b>85-187</b>	<b>69-181</b>
Field goal pct	.455	.381
<b>3 point fg-att</b>	<b>25-61</b>	<b>17-77</b>
3-point FG pct	.410	.221
3-pt FG made per game	8.3	5.7
<b>Free throws-att</b>	<b>26-40</b>	<b>35-47</b>
Free throw pct	.650	.745
F-Throws made per game	8.7	11.7
<b>Rebounds</b>	<b>129</b>	<b>98</b>
Rebounds per game	43.0	32.7
Rebounding margin	+10.3	-
<b>Assists</b>	<b>55</b>	<b>38</b>
Assists per game	18.3	12.7
<b>Turnovers</b>	<b>40</b>	<b>33</b>
Turnovers per game	13.3	11.0
Turnover margin	-2.3	-
Assist/turnover ratio	1.4	1.2
<b>Steals</b>	<b>18</b>	<b>24</b>
Steals per game	6.0	8.0
<b>Blocks</b>	<b>5</b>	<b>11</b>
Blocks per game	1.7	3.7
<b>Winning streak</b>	<b>2</b>	<b>-</b>
Home win streak	2	-
<b>Attendance</b>	<b>11928</b>	<b>0</b>
Home games-Avg/Game	3-3976	0-0
Neutral site-Avg/Game	-	0-0


## Team Results

Date	Opponent		Score	Att.
11/09/2021	Miami (OH)	L	69-72	4221
11/12/2021	Stetson	W	77-52	4082
11/15/2021	Lamar University	W	75-66	3625



## 2021-22 BOX SCORES

	Official Basketball Box Score - Final										Game Date: Time Game Duration: 2:07 Attendance: 2,027																																																																																																																																																																																																																																											
	Miami (OH) at Georgia Tech																																																																																																																																																																																																																																																					
	11/09/21 McCann Pavilion, Atlanta																																																																																																																																																																																																																																																					
	2021-22 Men's Basketball																																																																																																																																																																																																																																																					
Officials: Ron Groover, Tony Henderson, Jemel Spearman																																																																																																																																																																																																																																																						
Miami (OH) - 72																																																																																																																																																																																																																																																						
Record: 1-0																																																																																																																																																																																																																																																						
<table> <tr> <th>No. Name</th><th>Min</th><th>FG M-A</th><th>3P M-A</th><th>FT M-A</th><th>Rebounds OR DR TOT</th><th>Fouls PF FO</th><th>TP</th><th>AS</th><th>TO</th><th>ST</th><th>Blocks BS BA</th><th>+/-</th></tr> <tr> <td>5 Precious Ayah</td><td>F 25:46</td><td>4-4</td><td>0-0</td><td>2-4</td><td>1</td><td>2</td><td>3</td><td>4</td><td>10</td><td>1</td><td>0</td><td>2</td><td>1</td><td>0</td><td>14</td></tr> <tr> <td>13 Dalonte Brown</td><td>F 33:32</td><td>2-9</td><td>2-5</td><td>6-7</td><td>1</td><td>8</td><td>9</td><td>3</td><td>3</td><td>12</td><td>1</td><td>4</td><td>0</td><td>1</td><td>11</td></tr> <tr> <td>2 Mekhi Lairy</td><td>G 32:48</td><td>9-19</td><td>3-9</td><td>2-3</td><td>1</td><td>1</td><td>2</td><td>1</td><td>5</td><td>23</td><td>2</td><td>1</td><td>0</td><td>1</td><td>0</td></tr> <tr> <td>3 Dae Dae Grant</td><td>G 27:57</td><td>6-15</td><td>1-8</td><td>2-2</td><td>0</td><td>5</td><td>5</td><td>1</td><td>2</td><td>15</td><td>2</td><td>2</td><td>1</td><td>0</td><td>3</td></tr> <tr> <td>5 Mya White</td><td>G 32:03</td><td>1-4</td><td>0-3</td><td>0-0</td><td>0</td><td>3</td><td>3</td><td>1</td><td>2</td><td>2</td><td>2</td><td>0</td><td>1</td><td>0</td><td>11</td></tr> <tr> <td>33 Elijah McNamara</td><td>15:07</td><td>1-5</td><td>0-1</td><td>0-0</td><td>2</td><td>1</td><td>3</td><td>3</td><td>0</td><td>2</td><td>0</td><td>0</td><td>1</td><td>1</td><td>2</td></tr> <tr> <td>4 Isaiah Coleman-Lands</td><td>19:02</td><td>1-5</td><td>0-3</td><td>0-0</td><td>0</td><td>1</td><td>1</td><td>1</td><td>2</td><td>2</td><td>1</td><td>0</td><td>1</td><td>0</td><td>0</td></tr> <tr> <td>1 Kamari Williams</td><td>08:10</td><td>0-2</td><td>0-2</td><td>2-2</td><td>2</td><td>0</td><td>2</td><td>3</td><td>3</td><td>2</td><td>0</td><td>1</td><td>1</td><td>0</td><td>0</td></tr> <tr> <td>35 Curtis Harrison IV</td><td>04:34</td><td>1-1</td><td>0-0</td><td>2-3</td><td>0</td><td>2</td><td>0</td><td>0</td><td>2</td><td>4</td><td>0</td><td>0</td><td>0</td><td>0</td><td>-10</td></tr> <tr> <td>21 Jackson Ames</td><td>01:01</td><td>0-0</td><td>0-0</td><td>0-0</td><td>0</td><td>1</td><td>1</td><td>1</td><td>0</td><td>0</td><td>0</td><td>0</td><td>0</td><td>0</td><td>-2</td></tr> <tr> <td>Team</td><td></td><td></td><td></td><td></td><td>2</td><td>2</td><td>4</td><td></td><td></td><td>0</td><td>0</td><td></td><td></td><td></td><td></td></tr> <tr> <td>Totals</td><td></td><td>25-64</td><td>6-31</td><td>16-21</td><td>9</td><td>25</td><td>34</td><td>17</td><td>23</td><td>72</td><td>9</td><td>8</td><td>7</td><td>4</td><td>3</td><td>3</td></tr> </table>												No. Name	Min	FG M-A	3P M-A	FT M-A	Rebounds OR DR TOT	Fouls PF FO	TP	AS	TO	ST	Blocks BS BA	+/-	5 Precious Ayah	F 25:46	4-4	0-0	2-4	1	2	3	4	10	1	0	2	1	0	14	13 Dalonte Brown	F 33:32	2-9	2-5	6-7	1	8	9	3	3	12	1	4	0	1	11	2 Mekhi Lairy	G 32:48	9-19	3-9	2-3	1	1	2	1	5	23	2	1	0	1	0	3 Dae Dae Grant	G 27:57	6-15	1-8	2-2	0	5	5	1	2	15	2	2	1	0	3	5 Mya White	G 32:03	1-4	0-3	0-0	0	3	3	1	2	2	2	0	1	0	11	33 Elijah McNamara	15:07	1-5	0-1	0-0	2	1	3	3	0	2	0	0	1	1	2	4 Isaiah Coleman-Lands	19:02	1-5	0-3	0-0	0	1	1	1	2	2	1	0	1	0	0	1 Kamari Williams	08:10	0-2	0-2	2-2	2	0	2	3	3	2	0	1	1	0	0	35 Curtis Harrison IV	04:34	1-1	0-0	2-3	0	2	0	0	2	4	0	0	0	0	-10	21 Jackson Ames	01:01	0-0	0-0	0-0	0	1	1	1	0	0	0	0	0	0	-2	Team					2	2	4			0	0					Totals		25-64	6-31	16-21	9	25	34	17	23	72	9	8	7	4	3	3																													
No. Name	Min	FG M-A	3P M-A	FT M-A	Rebounds OR DR TOT	Fouls PF FO	TP	AS	TO	ST	Blocks BS BA	+/-																																																																																																																																																																																																																																										
5 Precious Ayah	F 25:46	4-4	0-0	2-4	1	2	3	4	10	1	0	2	1	0	14																																																																																																																																																																																																																																							
13 Dalonte Brown	F 33:32	2-9	2-5	6-7	1	8	9	3	3	12	1	4	0	1	11																																																																																																																																																																																																																																							
2 Mekhi Lairy	G 32:48	9-19	3-9	2-3	1	1	2	1	5	23	2	1	0	1	0																																																																																																																																																																																																																																							
3 Dae Dae Grant	G 27:57	6-15	1-8	2-2	0	5	5	1	2	15	2	2	1	0	3																																																																																																																																																																																																																																							
5 Mya White	G 32:03	1-4	0-3	0-0	0	3	3	1	2	2	2	0	1	0	11																																																																																																																																																																																																																																							
33 Elijah McNamara	15:07	1-5	0-1	0-0	2	1	3	3	0	2	0	0	1	1	2																																																																																																																																																																																																																																							
4 Isaiah Coleman-Lands	19:02	1-5	0-3	0-0	0	1	1	1	2	2	1	0	1	0	0																																																																																																																																																																																																																																							
1 Kamari Williams	08:10	0-2	0-2	2-2	2	0	2	3	3	2	0	1	1	0	0																																																																																																																																																																																																																																							
35 Curtis Harrison IV	04:34	1-1	0-0	2-3	0	2	0	0	2	4	0	0	0	0	-10																																																																																																																																																																																																																																							
21 Jackson Ames	01:01	0-0	0-0	0-0	0	1	1	1	0	0	0	0	0	0	-2																																																																																																																																																																																																																																							
Team					2	2	4			0	0																																																																																																																																																																																																																																											
Totals		25-64	6-31	16-21	9	25	34	17	23	72	9	8	7	4	3	3																																																																																																																																																																																																																																						
Technical Fouls: NONE																																																																																																																																																																																																																																																						
Record: 0-1																																																																																																																																																																																																																																																						
<table> <tr> <th>No. Name</th><th>Min</th><th>FG M-A</th><th>3P M-A</th><th>FT M-A</th><th>Rebounds OR DR TOT</th><th>Fouls PF FO</th><th>TP</th><th>AS</th><th>TO</th><th>ST</th><th>Blocks BS BA</th><th>+/-</th></tr> <tr> <td>4 Jordan Usher</td><td>F 38:06</td><td>4-12</td><td>0-4</td><td>4-4</td><td>0</td><td>9</td><td>5</td><td>2</td><td>12</td><td>3</td><td>3</td><td>1</td><td>1</td><td>0</td><td>0</td></tr> <tr> <td>12 Khalid Moore</td><td>F 21:31</td><td>2-9</td><td>0-5</td><td>1-1</td><td>2</td><td>1</td><td>3</td><td>2</td><td>1</td><td>5</td><td>1</td><td>1</td><td>3</td><td>0</td><td>-8</td></tr> <tr> <td>24 Rodney Howard</td><td>C 30:36</td><td>5-7</td><td>0-0</td><td>1-1</td><td>3</td><td>11</td><td>14</td><td>3</td><td>3</td><td>10</td><td>0</td><td>2</td><td>0</td><td>1</td><td>0</td></tr> <tr> <td>0 Michael Devove</td><td>G 38:25</td><td>8-18</td><td>4-6</td><td>6-6</td><td>1</td><td>3</td><td>4</td><td>0</td><td>4</td><td>26</td><td>2</td><td>3</td><td>1</td><td>0</td><td>3</td></tr> <tr> <td>1 Kyle Sturdivant</td><td>G 22:09</td><td>1-5</td><td>0-0</td><td>2-2</td><td>0</td><td>1</td><td>1</td><td>0</td><td>2</td><td>4</td><td>2</td><td>0</td><td>0</td><td>1</td><td>-12</td></tr> <tr> <td>5 Deivon Smith</td><td>25:12</td><td>2-6</td><td>0-0</td><td>2-4</td><td>1</td><td>1</td><td>2</td><td>4</td><td>6</td><td>3</td><td>3</td><td>1</td><td>0</td><td>0</td><td>-3</td></tr> <tr> <td>2 Saba Giberberia</td><td>04:38</td><td>1-1</td><td>0-0</td><td>0-0</td><td>2</td><td>2</td><td>4</td><td>3</td><td>0</td><td>2</td><td>0</td><td>1</td><td>0</td><td>0</td><td>-4</td></tr> <tr> <td>10 Dallon "Deebo" Coleman</td><td>17:08</td><td>1-2</td><td>0-1</td><td>2-2</td><td>0</td><td>3</td><td>3</td><td>5</td><td>3</td><td>4</td><td>0</td><td>1</td><td>0</td><td>0</td><td>0</td></tr> <tr> <td>13 Miles Kelly</td><td>04:15</td><td>0-1</td><td>0-1</td><td>0-0</td><td>0</td><td>0</td><td>0</td><td>1</td><td>0</td><td>0</td><td>0</td><td>0</td><td>0</td><td>0</td><td>-9</td></tr> <tr> <td>Team</td><td></td><td></td><td></td><td></td><td>3</td><td>1</td><td>4</td><td></td><td></td><td>0</td><td>0</td><td></td><td></td><td></td><td></td></tr> </table>	No. Name	Min	FG M-A	3P M-A	FT M-A	Rebounds OR DR TOT	Fouls PF FO	TP	AS	TO	ST	Blocks BS BA	+/-	4 Jordan Usher	F 38:06	4-12	0-4	4-4	0	9	5	2	12	3	3	1	1	0	0	12 Khalid Moore	F 21:31	2-9	0-5	1-1	2	1	3	2	1	5	1	1	3	0	-8	24 Rodney Howard	C 30:36	5-7	0-0	1-1	3	11	14	3	3	10	0	2	0	1	0	0 Michael Devove	G 38:25	8-18	4-6	6-6	1	3	4	0	4	26	2	3	1	0	3	1 Kyle Sturdivant	G 22:09	1-5	0-0	2-2	0	1	1	0	2	4	2	0	0	1	-12	5 Deivon Smith	25:12	2-6	0-0	2-4	1	1	2	4	6	3	3	1	0	0	-3	2 Saba Giberberia	04:38	1-1	0-0	0-0	2	2	4	3	0	2	0	1	0	0	-4	10 Dallon "Deebo" Coleman	17:08	1-2	0-1	2-2	0	3	3	5	3	4	0	1	0	0	0	13 Miles Kelly	04:15	0-1	0-1	0-0	0	0	0	1	0	0	0	0	0	0	-9	Team					3	1	4			0	0					<table> <tr> <th>Shooting By Period</th><th>1st</th><th>FG%</th><th>13-31</th><th>41.9%</th></tr> <tr> <td>1st FG%</td><td>13-31</td><td>41.9%</td><td></td><td></td></tr> <tr> <td>3PT%</td><td>4-13</td><td>30.8%</td><td></td><td></td></tr> <tr> <td>FT%</td><td>3-5</td><td>60%</td><td></td><td></td></tr> <tr> <th>2nd FG%</th><th>11-30</th><th>36.7%</th></tr> <tr> <td>2nd FG%</td><td>11-30</td><td>36.7%</td><td></td><td></td></tr> <tr> <td>3PT%</td><td>0-4</td><td>0.0%</td><td></td><td></td></tr> <tr> <td>FT%</td><td>14-15</td><td>93.3%</td><td></td><td></td></tr> <tr> <th>GM FG%</th><th>24-61</th><th>39.3%</th></tr> <tr> <td>GM FG%</td><td>24-61</td><td>39.3%</td><td></td><td></td></tr> <tr> <td>3PT%</td><td>4-17</td><td>23.5%</td><td></td><td></td></tr> <tr> <td>FT%</td><td>17-20</td><td>85.0%</td><td></td><td></td></tr> <tr> <td>Dead Ball Rebounds:</td><td>3</td><td>2</td><td></td><td></td></tr> </table>												Shooting By Period	1st	FG%	13-31	41.9%	1st FG%	13-31	41.9%			3PT%	4-13	30.8%			FT%	3-5	60%			2nd FG%	11-30	36.7%	2nd FG%	11-30	36.7%			3PT%	0-4	0.0%			FT%	14-15	93.3%			GM FG%	24-61	39.3%	GM FG%	24-61	39.3%			3PT%	4-17	23.5%			FT%	17-20	85.0%			Dead Ball Rebounds:	3	2		
No. Name	Min	FG M-A	3P M-A	FT M-A	Rebounds OR DR TOT	Fouls PF FO	TP	AS	TO	ST	Blocks BS BA	+/-																																																																																																																																																																																																																																										
4 Jordan Usher	F 38:06	4-12	0-4	4-4	0	9	5	2	12	3	3	1	1	0	0																																																																																																																																																																																																																																							
12 Khalid Moore	F 21:31	2-9	0-5	1-1	2	1	3	2	1	5	1	1	3	0	-8																																																																																																																																																																																																																																							
24 Rodney Howard	C 30:36	5-7	0-0	1-1	3	11	14	3	3	10	0	2	0	1	0																																																																																																																																																																																																																																							
0 Michael Devove	G 38:25	8-18	4-6	6-6	1	3	4	0	4	26	2	3	1	0	3																																																																																																																																																																																																																																							
1 Kyle Sturdivant	G 22:09	1-5	0-0	2-2	0	1	1	0	2	4	2	0	0	1	-12																																																																																																																																																																																																																																							
5 Deivon Smith	25:12	2-6	0-0	2-4	1	1	2	4	6	3	3	1	0	0	-3																																																																																																																																																																																																																																							
2 Saba Giberberia	04:38	1-1	0-0	0-0	2	2	4	3	0	2	0	1	0	0	-4																																																																																																																																																																																																																																							
10 Dallon "Deebo" Coleman	17:08	1-2	0-1	2-2	0	3	3	5	3	4	0	1	0	0	0																																																																																																																																																																																																																																							
13 Miles Kelly	04:15	0-1	0-1	0-0	0	0	0	1	0	0	0	0	0	0	-9																																																																																																																																																																																																																																							
Team					3	1	4			0	0																																																																																																																																																																																																																																											
Shooting By Period	1st	FG%	13-31	41.9%																																																																																																																																																																																																																																																		
1st FG%	13-31	41.9%																																																																																																																																																																																																																																																				
3PT%	4-13	30.8%																																																																																																																																																																																																																																																				
FT%	3-5	60%																																																																																																																																																																																																																																																				
2nd FG%	11-30	36.7%																																																																																																																																																																																																																																																				
2nd FG%	11-30	36.7%																																																																																																																																																																																																																																																				
3PT%	0-4	0.0%																																																																																																																																																																																																																																																				
FT%	14-15	93.3%																																																																																																																																																																																																																																																				
GM FG%	24-61	39.3%																																																																																																																																																																																																																																																				
GM FG%	24-61	39.3%																																																																																																																																																																																																																																																				
3PT%	4-17	23.5%																																																																																																																																																																																																																																																				
FT%	17-20	85.0%																																																																																																																																																																																																																																																				
Dead Ball Rebounds:	3	2																																																																																																																																																																																																																																																				
Technical Fouls: NONE																																																																																																																																																																																																																																																						
Record: 0-1																																																																																																																																																																																																																																																						
<table> <tr> <th>Shooting By Period</th><th>1st</th><th>FG%</th><th>13-31</th><th>41.9%</th></tr> <tr> <td>1st FG%</td><td>13-31</td><td>41.9%</td><td></td><td></td></tr> <tr> <td>3PT%</td><td>4-13</td><td>30.8%</td><td></td><td></td></tr> <tr> <td>FT%</td><td>3-5</td><td>60%</td><td></td><td></td></tr> <tr> <th>2nd FG%</th><th>11-30</th><th>36.7%</th></tr> <tr> <td>2nd FG%</td><td>11-30</td><td>36.7%</td><td></td><td></td></tr> <tr> <td>3PT%</td><td>0-4</td><td>0.0%</td><td></td><td></td></tr> <tr> <td>FT%</td><td>14-15</td><td>93.3%</td><td></td><td></td></tr> <tr> <th>GM FG%</th><th>24-61</th><th>39.3%</th></tr> <tr> <td>GM FG%</td><td>24-61</td><td>39.3%</td><td></td><td></td></tr> <tr> <td>3PT%</td><td>4-17</td><td>23.5%</td><td></td><td></td></tr> <tr> <td>FT%</td><td>17-20</td><td>85.0%</td><td></td><td></td></tr> <tr> <td>Dead Ball Rebounds:</td><td>3</td><td>2</td><td></td><td></td></tr> </table>												Shooting By Period	1st	FG%	13-31	41.9%	1st FG%	13-31	41.9%			3PT%	4-13	30.8%			FT%	3-5	60%			2nd FG%	11-30	36.7%	2nd FG%	11-30	36.7%			3PT%	0-4	0.0%			FT%	14-15	93.3%			GM FG%	24-61	39.3%	GM FG%	24-61	39.3%			3PT%	4-17	23.5%			FT%	17-20	85.0%			Dead Ball Rebounds:	3	2																																																																																																																																																																																
Shooting By Period	1st	FG%	13-31	41.9%																																																																																																																																																																																																																																																		
1st FG%	13-31	41.9%																																																																																																																																																																																																																																																				
3PT%	4-13	30.8%																																																																																																																																																																																																																																																				
FT%	3-5	60%																																																																																																																																																																																																																																																				
2nd FG%	11-30	36.7%																																																																																																																																																																																																																																																				
2nd FG%	11-30	36.7%																																																																																																																																																																																																																																																				
3PT%	0-4	0.0%																																																																																																																																																																																																																																																				
FT%	14-15	93.3%																																																																																																																																																																																																																																																				
GM FG%	24-61	39.3%																																																																																																																																																																																																																																																				
GM FG%	24-61	39.3%																																																																																																																																																																																																																																																				
3PT%	4-17	23.5%																																																																																																																																																																																																																																																				
FT%	17-20	85.0%																																																																																																																																																																																																																																																				
Dead Ball Rebounds:	3	2																																																																																																																																																																																																																																																				



Official Basketball Box Score - Final

Game Time: 7:30 PM  
Game Duration: 1:47  
Attendance: 4,088

Stetson at Georgia Tech

11/12/21 McCamish Pavilion, Atlanta  
2021-22 Men's Basketball

Officials: Bert Smith, Raymie Snyers, Tony Chazotte

Stetson - 52

Record: 1-1

NO. Name	Min	FG M-A	3P M-A	FT M-A	Rebounds OR DR TOT	Fouls PF FD	TP	AS	TO	ST	Blocks BS BA	+/-
15 Mahamadou Diawara	G 11:51	0-2	0-0	1-2	2 1 3	0 2	1	1	2	0	0 0	-10
0 Christian Jones	G 25:32	2-6	1-4	3-5	2 2 4	1 3	8	0	11	0	0 1	-17
2 Rob Perry	G 33:27	1-10	0-4	0-0	6 6 6	1 2	2	3	3	0	0 0	-20
11 Chase Johnston	G 34:34	5-13	3-8	0-0	4 4 2	2 2	13	0	2	3	0 0	-16
30 Stephan Swenson	G 25:51	3-8	1-4	0-0	1 1 1	2 2	7	4	3	3	0 0	-14
12 Josh Smith	21:14	5-9	1-3	0-0	0 6 6	2 2	11	0	2	0 1	0 -4	
21 Aubin Gatereshe	12:58	2-5	0-0	0-0	1 1 1	0 0	4	0	1	1 0	0 -12	
5 GianCarlo Valdez	17:24	2-4	0-2	0-0	0 3 3	1 0	4	5	2	2 1	0 -12	
35 Alvin Turnbin	04:58	0-0	0-0	0-0	0 0 0	0 0	0	0	0	1 0	0 -6	
1 Wheza Panzo	03:04	0-1	0-1	0-0	0 0 0	0 0	0	0	0	0 0	0 2	
4 Keith Lamar	04:20	0-1	0-1	0-0	0 0 0	0 0	0	0	0	1 0	0 -8	
24 Alex Crawford	02:59	0-0	0-0	0-0	0 0 0	0 0	0	0	0	0 0	0 -4	
3 Tases Cook	01:48	1-1	0-0	0-0	0 0 0	0 0	2	0	0	0 0	0 -4	
Team					4 0 4	0 0	0	0	1			
Totals		21-60	6-27	4-7	8 24 32	9 13 52	13	7	11	2	1 2 5	

Technical Fouls: NONE

Georgia Tech - 77

Record: 1-1

NO. Name	Min	FG M-A	3P M-A	FT M-A	Rebounds OR DR TOT	Fouls PF FD	TP	AS	TO	ST	Blocks BS BA	+/-
4 Jordan Usher	F 30:01	7-10	0-0	0-2	2 9 11	2 2	14	5	4	1	0 0	17
12 Khalid Howard	F 17:36	2-6	0-1	1-1	2 1 3	2 1	5	1	3	2	0 0	25
24 Rodney Moore	G 25:40	1-1	0-0	0-0	0 4 4	2 0	2	3	1	0 1	0 22	
0 Michael Devo	G 28:40	7-11	3-5	0-1	0 5 5	3 1	17	7	2	2	0 0	24
1 Kyle Sturdivant	G 20:01	2-3	0-1	1-3	0 4 4	2 4	5	2	1	0 0	0 20	
2 Saba Gigerbera	08:35	1-2	0-0	0-0	1 1 1	0 0	2	0	0	1 0	0 -3	
5 Deivon Smith	21:29	4-11	1-2	0-0	2 2 4	1 0	9	2	1	2	0 1 3	
10 Dallan "Deebo" Coleman	24:20	4-7	4-6	0-0	2 2 2	0 0	12	1	3	0 0	0 8	
13 Miles Kelly	13:55	3-7	1-4	0-0	1 0 1	0 0	7	1	1	1 0	0 5	
23 Jordan Mekka	04:27	0-0	0-0	0-0	1 1 1	0 0	0	0	0	0 0	0 2	
14 Jalton Moore	04:16	2-6	0-0	0-0	2 2 2	1 1	4	0	0	0 0	1 2	
Team					3 2 5	0 0	0	0				
Totals		33-64	9-19	2-7	10 33 43	13 9 77	22	16	9	1	2 2 5	

Technical Fouls: NONE

Biggest lead	Stet		GaTech
	0 (1 <sup>st</sup> 20:00)	25 (2 <sup>nd</sup> 0:13)	
Best Scoring Run	6 (1 <sup>st</sup> 1:34) 9 (2 <sup>nd</sup> 9:36)		
Lead Changes	0		
Times Tied	0		
Time with Lead	00:00	39:42	

Points from	Stet		GaTech
	Turnovers	15	12
Paint	28 42		
Second Chance	5 8		
Fast Breaks	13 19		
Bench	21 34		

Period by Period Scoring	Stet			GaTech		
	1st	2nd	TOT	1st	2nd	TOT
	22	30	52	39	38	77

Lamar University - 66

Record: 1-2

NO. Name	Min	FG M-A	3P M-A	FT M-A	Rebounds OR DR TOT	Fouls F	TP	AS	TO	ST	Blocks BS BA	+/-
0 Lincoln Smith	F 19:50	3-7	0-0	1-2	2 2 4	2 1	7	0	0	0	1 0	-6
14 Corey Nickerson	F 03:07	1-2	0-0	0-0	0 0 0	2 0	2	0	0	0	1 0	2
3 Ellis Jefferson	G 12:12	0-2	0-1	0-0	1 3 4	0 0	0	2	1	0	0 0	2
4 Kasen Harrison	G 31:33	5-10	0-1	0-0	1 3 4	1 0	10	4	2	2	0 0	3
5 Jordyn Adams	G 29:45	4-8	3-7	0-7	0 3 3	1 7	17	3	0	0	0 0	8
15 Desmond Reyes	08:32	0-1	0-0	1-2	0 1 1	0 1	1	0	1	0	0 0	2
2 Avontez Ledet	03:25	0-1	0-1	0-0	0 0 0	0 0	0	0	0	0	0 0	-11
13 Davion Buster	20:40	2-7	1-4	4-4	0 1 1	1 3	9	4	0	3	0 0	-20
20 C.J. Roberts	22:47	2-7	0-3	1-2	0 5 5	2 1	5	1	4	0	0 1	-7
24 Brock McClure	19:15	2-6	1-2	2-2	1 2 3	3 1	7	1	0	0	0 0	-5
12 Valentin Catt	16:47	3-4	0-0	0-2	2 1 1	1 6	0	0	0	2	0 0	-13
35 Clayton Carpenter	12:07	1-2	0-0	0-0	0 1 1	0 0	2	1	0	1 1	0 1	0
Team					1 3 4	0	0	0				
<b>Totals</b>		23-57	5-19	15-19	6 26 32	13 15	66	16	8	6	5 1	-9

Technical Fouls: NONE

Georgia Tech - 75

Record: 2-1

NO. Name	Min	FG M-A	3P M-A	FT M-A	Rebounds OR DR TOT	Fouls F	TP	AS	TO	ST	Blocks BS BA	+/-
4 Jordan Usher	F 31:55	6-16	1-5	2-4	4 4 8	3 4	15	3	4	1	0 2	-6
12 Khalid Moore	F 19:59	2-6	1-3	0-0	0 5 5	2 0	5	0	0	0	0 0	4
24 Rodney Howard	C 27:25	4-9	0-0	1-2	3 5 8	3 1	9	3	2	0	1 0	8
0 Michael Devoe	G 35:19	4-9	2-4	1-2	0 7 7	0 3	11	6	1	1	0 1	10
1 Kyle Sturdivant	G 17:22	1-3	1-3	1-2	0 0 0	0 2	4	1	1	0	0 0	4
5 Devon Smith	21:40	2-6	1-1	0-0	0 2 2	3 0	5	5	1	0	0 1	12
10 Dallen "Deebo" Coleman	30:07	6-8	5-7	2-3	0 2 2	3 3	19	3	0	1	0 0	13
13 Miles Kelly	10:16	3-4	1-2	0-0	0 0 0	0 0	7	1	1	0	0 0	10
23 Jordan Meka	04:57	0-1	0-0	0-0	0 1 1	1 0	0	0	0	0	0 1	-2
Team					5 4 9	0	0	0				
<b>Totals</b>		28-62	12-25	7-13	12 30 42	15 13	75	22	10	3	1 5	9

Technical Fouls: NONE

Period by Period Scoring

	Lamar		GaTech		Points from Turnovers	Lamar		GaTech		Period by Period Scoring		
	1st	2nd	3rd	4th		1st	2nd	3rd	4th	1st	2nd	TOT
<b>Biggest lead</b>	0 (1 <sup>st</sup> 20:00)	22 (1 <sup>st</sup> 7:03)				15	11					
<b>Best Scoring Run</b>	10 (2 <sup>nd</sup> 7:12)	15 (1 <sup>st</sup> 10:52)				32	26					
<b>Lead Changes</b>		0				2	13					
<b>Times Tied</b>		1				11	13					
<b>Time with Lead</b>	00:00	37:57				30	31					

GM FG% 23-57 40.4% 28-62 45.2%  
3PT% 5-19 26.3% 12-25 48.0%  
FT% 15-19 78.9

[illegible]



2021-22 Georgia Tech Men's Basketball  
Points-rebounds-assists  
All games

Page 1/1  
as of Nov 16, 2021

Opponent	Date	Score		0 DEVOE,MICH	1 STURDIVANT	2 GIGIBERIA,	4 USHER,JORD	5 SMITH,DEIV	10 COLEMAN,DA	12 MOORE,KHAL	13 KELLY,MILE	14 MOORE,JALO	23 MEKA,JORDA	24 HOWARD,ROD
Miami (OH)	11/09/2021	69-72	L	26-4-2	4-1-2	2-4-0	12-9-3	6-2-3	4-3-0	5-3-1	0-0-0	DNP	DNP	10-14-0
Stetson	11/12/2021	77-52	W	17-5-7	5-4-2	2-1-0	14-11-5	9-4-2	12-2-1	5-3-1	7-1-1	4-2-0	0-1-0	2-4-3
Lamar University	11/15/2021	75-66	W	11-7-6	4-0-1	DNP	15-8-3	5-2-5	19-2-3	5-5-0	7-0-1	DNP	0-1-0	9-8-3



2021-22 Georgia Tech Men's Basketball  
Team Game-by-Game  
All games

Page 1/1  
as of Nov 16, 2021

				Total		3-Pointers		Free throws		Rebounds											
Opponent	Date	Score		FG-FGA	PCT	3FG-3FGA	PCT	FT-FTA	PCT	OFF	DEF	TOT	AVG	PF	A	TO	BLK	STL	PTS	AVG	
Miami (OH)	11/09/2021	69-72	L	24-61	.393	4-17	.235	17-20	.850	12	32	44	44.0	23	11	14	3	6	69	69.0	
Stetson	11/12/2021	77-52	W	33-64	.516	9-19	.474	2-7	.286	10	33	43	43.5	13	22	16	1	9	77	73.0	
Lamar University	11/15/2021	75-66	W	28-62	.452	12-25	.480	7-13	.538	12	30	42	43.0	15	22	10	1	3	75	73.7	
Total		221		85-187	.455	25-61	.410	26-40	.650	34	95	129	43.0	51	55	40	5	18	221	73.7	
Opponents		190		69-181	.381	17-77	.221	35-47	.745	23	75	98	32.7	39	38	33	11	24	190	63.3	

Georgia Tech Averages

Games Played	Points/game	FG Pct	3FG Pct	FT Pct	Rebounds/game	Assists/game	Turnovers/game	Assist/Turnover ratio	Steals/game	Blocks/game
3	73.7	45.5	41.0	65.0	43.0	18.3	13.3	1.4	6.0	1.7





2021-22 Georgia Tech Men's Basketball  
Opponents Game-by-Game  
All games

Page 1/1  
as of Nov 16, 2021

				Total		3-Pointers		Free throws		Rebounds											
Opponent	Date	Score		FG-FGA	PCT	3FG-3FGA	PCT	FT-FTA	PCT	OFF	DEF	TOT	AVG	PF	A	TO	BLK	STL	PTS	AVG	
Miami (OH)	11/09/2021	69-72	L	25-64	.391	6-31	.194	16-21	.762	9	25	34	34.0	17	9	8	4	7	72	72.0	
Stetson	11/12/2021	77-52	W	21-60	.350	6-27	.222	4-7	.571	8	24	32	33.0	9	13	17	2	11	52	62.0	
Lamar University	11/15/2021	75-66	W	23-57	.404	5-19	.263	15-19	.789	6	26	32	32.7	13	16	8	5	6	66	63.3	
Total		190		69-181	.381	17-77	.221	35-47	.745	23	75	98	32.7	39	38	33	11	24	190	63.3	
Georgia Tech		221		85-187	.455	25-61	.410	26-40	.650	34	95	129	43.0	51	55	40	5	18	221	73.7	

Opponents Averages

Games Played	Points/game	FG Pct	3FG Pct	FT Pct	Rebounds/game	Assists/game	Turnovers/game	Assist/Turnover ratio	Steals/game	Blocks/game
3	63.3	38.1	22.1	74.5	32.7	12.7	11.0	1.2	8.0	3.7



2021-22 Georgia Tech Men's Basketball  
Individual Game-by-Game  
All games

Page 1/11  
as of Nov 16, 2021

#0 DEVOE, Michael

Opponent	Date	GS	MIN	Total		3-Pointers		Free throws		Rebounds				PF	A	TO	BLK	STL	PTS	AVG
				FG-FGA	PCT	3FG-3FGA	PCT	FT-FTA	PCT	OFF	DEF	TOT	AVG							
Miami (OH)	11/09/2021	*	38:25	8-18	.444	4-6	.667	6-6	1.000	1	3	4	4.0	0	2	3	0	1	26	26.0
Stetson	11/12/2021	*	29:40	7-11	.636	3-5	.600	0-1	.000	0	5	5	4.5	3	7	2	0	2	17	21.5
Lamar University	11/15/2021	*	36:19	4-9	.444	2-4	.500	1-2	.500	0	7	7	5.3	0	6	1	0	1	11	18.0
Totals		3	104:24	19-38	.500	9-15	.600	7-9	.778	1	15	16	5.3	3	15	6	0	4	54	18.0

Player Averages

Games Played	Minutes/ game	Points/ game	FG Pct	3FG Pct	FT Pct	Rebounds/ game	Assists/ game	Turnovers/ game	Assist/Turnover ratio	Steals/ game	Blocks/ game
3	34.8	18.0	50.0	60.0	77.8	5.3	5.0	2.0	2.5	1.3	0.0



2021-22 Georgia Tech Men's Basketball  
Individual Game-by-Game  
All games

Page 2/11  
as of Nov 16, 2021

#1 STURDIVANT, Kyle

Opponent	Date	GS	MIN	Total		3-Pointers		Free throws		Rebounds											
				FG-FGA	PCT	3FG-3FGA	PCT	FT-FTA	PCT	OFF	DEF	TOT	AVG	PF	A	TO	BLK	STL	PTS	AVG	
Miami (OH)	11/09/2021	*	22:09	1-5	.200	0-0	.000	2-2	1.000	0	1	1	1.0	0	2	0	1	0	4	4.0	
Stetson	11/12/2021	*	20:01	2-3	.667	0-1	.000	1-3	.333	0	4	4	2.5	2	2	1	0	0	5	4.5	
Lamar University	11/15/2021	*	17:22	1-3	.333	1-3	.333	1-2	.500	0	0	0	1.7	0	1	1	0	0	4	4.3	
Totals		3	59:32	4-11	.364	1-4	.250	4-7	.571	0	5	5	1.7	2	5	2	1	0	13	4.3	

Player Averages

Games Played	Minutes/ game	Points/ game	FG Pct	3FG Pct	FT Pct	Rebounds/ game	Assists/ game	Turnovers/ game	Assist/Turnover ratio	Steals/ game	Blocks/ game
3	19.8	4.3	36.4	25.0	57.1	1.7	1.7	0.7	2.5	0.0	0.3





2021-22 Georgia Tech Men's Basketball  
Individual Game-by-Game  
All games

Page 3/11  
as of Nov 16, 2021

#2 GIGIBERIA, Saba

Opponent	Date	GS	MIN	Total		3-Pointers		Free throws		Rebounds											
				FG-FGA	PCT	3FG-3FGA	PCT	FT-FTA	PCT	OFF	DEF	TOT	AVG	PF	A	TO	BLK	STL	PTS	AVG	
Miami (OH)	11/09/2021		04:38	1-1	1.000	0-0	.000	0-0	.000	2	2	4	4.0	3	0	1	0	0	2	2.0	
Stetson	11/12/2021		08:35	1-2	.500	0-0	.000	0-0	.000	0	1	1	2.5	0	0	0	0	1	2	2.0	
Totals		0	13:13	2-3	.667	0-0	.000	0-0	.000	2	3	5	2.5	3	0	1	0	1	4	2.0	

Player Averages

Games Played	Minutes/game	Points/game	FG Pct	3FG Pct	FT Pct	Rebounds/game	Assists/game	Turnovers/game	Assist/Turnover ratio	Steals/game	Blocks/game
2	6.6	2.0	66.7	0.0	0.0	2.5	0.0	0.5	0.0	0.5	0.0



2021-22 Georgia Tech Men's Basketball  
Individual Game-by-Game  
All games

Page 4/11  
as of Nov 16, 2021

#4 USHER, Jordan

Opponent	Date	GS	MIN	Total		3-Pointers		Free throws		Rebounds											
				FG-FGA	PCT	3FG-3FGA	PCT	FT-FTA	PCT	OFF	DEF	TOT	AVG	PF	A	TO	BLK	STL	PTS	AVG	
Miami (OH)	11/09/2021	*	36:06	4-12	.333	0-4	.000	4-4	1.000	0	9	9	9.0	5	3	3	1	1	12	12.0	
Stetson	11/12/2021	*	30:01	7-10	.700	0-0	.000	0-2	.000	2	9	11	10.0	2	5	4	0	1	14	13.0	
Lamar University	11/15/2021	*	31:55	6-16	.375	1-5	.200	2-4	.500	4	4	8	9.3	3	3	4	0	1	15	13.7	
Totals		3	98:02	17-38	.447	1-9	.111	6-10	.600	6	22	28	9.3	10	11	11	1	3	41	13.7	

Player Averages

Games Played	Minutes/game	Points/game	FG Pct	3FG Pct	FT Pct	Rebounds/game	Assists/game	Turnovers/game	Assist/Turnover ratio	Steals/game	Blocks/game
3	32.7	13.7	44.7	11.1	60.0	9.3	3.7	3.7	1.0	1.0	0.3



2021-22 Georgia Tech Men's Basketball  
Individual Game-by-Game  
All games

Page 5/11  
as of Nov 16, 2021

#5 SMITH, Deivon

Opponent	Date	GS	MIN	Total		3-Pointers		Free throws		Rebounds				PF	A	TO	BLK	STL	PTS	AVG
				FG-FGA	PCT	3FG-3FGA	PCT	FT-FTA	PCT	OFF	DEF	TOT	AVG							
Miami (OH)	11/09/2021		25:12	2-6	.333	0-0	.000	2-4	.500	1	1	2	2.0	4	3	3	0	1	6	6.0
Stetson	11/12/2021		21:29	4-11	.364	1-2	.500	0-0	.000	2	2	4	3.0	1	2	1	0	2	9	7.5
Lamar University	11/15/2021		21:40	2-6	.333	1-1	1.000	0-0	.000	0	2	2	2.7	3	5	1	0	0	5	6.7
Totals		0	68:21	8-23	.348	2-3	.667	2-4	.500	3	5	8	2.7	8	10	5	0	3	20	6.7

Player Averages

Games Played	Minutes/ game	Points/ game	FG Pct	3FG Pct	FT Pct	Rebounds/ game	Assists/ game	Turnovers/ game	Assist/Turnover ratio	Steals/ game	Blocks/ game
3	22.8	6.7	34.8	66.7	50.0	2.7	3.3	1.7	2.0	1.0	0.0



2021-22 Georgia Tech Men's Basketball  
Individual Game-by-Game  
All games

Page 6/11  
as of Nov 16, 2021

#10 COLEMAN, Dallan "Deebo"

Opponent	Date	GS	MIN	Total		3-Pointers		Free throws		Rebounds				PF	A	TO	BLK	STL	PTS	AVG
				FG-FGA	PCT	3FG-3FGA	PCT	FT-FTA	PCT	OFF	DEF	TOT	AVG							
Miami (OH)	11/09/2021		17:08	1-2	.500	0-1	.000	2-2	1.000	0	3	3	3.0	5	0	1	0	0	4	4.0
Stetson	11/12/2021		24:20	4-7	.571	4-6	.667	0-0	.000	0	2	2	2.5	0	1	3	0	0	12	8.0
Lamar University	11/15/2021		30:07	6-8	.750	5-7	.714	2-3	.667	0	2	2	2.3	3	3	0	0	1	19	11.7
<b>Totals</b>		<b>0</b>	<b>71:35</b>	<b>11-17</b>	<b>.647</b>	<b>9-14</b>	<b>.643</b>	<b>4-5</b>	<b>.800</b>	<b>0</b>	<b>7</b>	<b>7</b>	<b>2.3</b>	<b>8</b>	<b>4</b>	<b>4</b>	<b>0</b>	<b>1</b>	<b>35</b>	<b>11.7</b>

Player Averages

Games Played	Minutes/ game	Points/ game	FG Pct	3FG Pct	FT Pct	Rebounds/ game	Assists/ game	Turnovers/ game	Assist/Turnover ratio	Steals/ game	Blocks/ game
3	23.9	11.7	64.7	64.3	80.0	2.3	1.3	1.3	1.0	0.3	0.0





2021-22 Georgia Tech Men's Basketball  
Individual Game-by-Game  
All games

Page 7/11  
as of Nov 16, 2021

#12 MOORE, Khalid

Opponent	Date	GS	MIN	Total		3-Pointers		Free throws		Rebounds											
				FG-FGA	PCT	3FG-3FGA	PCT	FT-FTA	PCT	OFF	DEF	TOT	AVG	PF	A	TO	BLK	STL	PTS	AVG	
Miami (OH)	11/09/2021	*	21:31	2-9	.222	0-5	.000	1-1	1.000	2	1	3	3.0	2	1	1	0	3	5	5.0	
Stetson	11/12/2021	*	17:36	2-6	.333	0-1	.000	1-1	1.000	2	1	3	3.0	2	1	3	0	2	5	5.0	
Lamar University	11/15/2021	*	19:59	2-6	.333	1-3	.333	0-0	.000	0	5	5	3.7	2	0	0	0	0	5	5.0	
Totals		3	59:06	6-21	.286	1-9	.111	2-2	1.000	4	7	11	3.7	6	2	4	0	5	15	5.0	

Player Averages

Games Played	Minutes/game	Points/game	FG Pct	3FG Pct	FT Pct	Rebounds/game	Assists/game	Turnovers/game	Assist/Turnover ratio	Steals/game	Blocks/game
3	19.7	5.0	28.6	11.1	100.0	3.7	0.7	1.3	0.5	1.7	0.0



2021-22 Georgia Tech Men's Basketball  
Individual Game-by-Game  
All games

Page 8/11  
as of Nov 16, 2021

#13 KELLY, Miles

Opponent	Date	GS	MIN	Total		3-Pointers		Free throws		Rebounds											
				FG-FGA	PCT	3FG-3FGA	PCT	FT-FTA	PCT	OFF	DEF	TOT	AVG	PF	A	TO	BLK	STL	PTS	AVG	
Miami (OH)	11/09/2021		04:15	0-1	.000	0-1	.000	0-0	.000	0	0	0	0.0	1	0	0	0	0	0	0.0	
Stetson	11/12/2021		13:55	3-7	.429	1-4	.250	0-0	.000	1	0	1	0.5	0	1	1	0	1	7	3.5	
Lamar University	11/15/2021		10:16	3-4	.750	1-2	.500	0-0	.000	0	0	0	0.3	0	1	1	0	0	7	4.7	
Totals		0	28:26	6-12	.500	2-7	.286	0-0	.000	1	0	1	0.3	1	2	2	0	1	14	4.7	

Player Averages

Games Played	Minutes/ game	Points/ game	FG Pct	3FG Pct	FT Pct	Rebounds/ game	Assists/ game	Turnovers/ game	Assist/Turnover ratio	Steals/ game	Blocks/ game
3	9.5	4.7	50.0	28.6	0.0	0.3	0.7	0.7	1.0	0.3	0.0



2021-22 Georgia Tech Men's Basketball  
Individual Game-by-Game  
All games

Page 9/11  
as of Nov 16, 2021

#14 MOORE, Jalon

Opponent	Date	GS	MIN	Total		3-Pointers		Free throws		Rebounds				PF	A	TO	BLK	STL	PTS	AVG
				FG-FGA	PCT	3FG-3FGA	PCT	FT-FTA	PCT	OFF	DEF	TOT	AVG							
Stetson	11/12/2021		04:16	2-6	.333	0-0	.000	0-0	.000	0	2	2	2.0	1	0	0	0	0	4	4.0
Totals		0	04:16	2-6	.333	0-0	.000	0-0	.000	0	2	2	2.0	1	0	0	0	0	4	4.0

Player Averages

Games Played	Minutes/game	Points/game	FG Pct	3FG Pct	FT Pct	Rebounds/game	Assists/game	Turnovers/game	Assist/Turnover ratio	Steals/game	Blocks/game
1	4.3	4.0	33.3	0.0	0.0	2.0	0.0	0.0	0.0	0.0	0.0



2021-22 Georgia Tech Men's Basketball  
Individual Game-by-Game  
All games

Page 10/11  
as of Nov 16, 2021

#23 MEKA, Jordan

Opponent	Date	GS	MIN	Total		3-Pointers		Free throws		Rebounds											
				FG-FGA	PCT	3FG-3FGA	PCT	FT-FTA	PCT	OFF	DEF	TOT	AVG	PF	A	TO	BLK	STL	PTS	AVG	
Stetson	11/12/2021		04:27	0-0	.000	0-0	.000	0-0	.000	0	1	1	1.0	0	0	0	0	0	0	0.0	
Lamar University	11/15/2021		04:57	0-1	.000	0-0	.000	0-0	.000	0	1	1	1.0	1	0	0	0	0	0	0.0	
Totals		0	09:24	0-1	.000	0-0	.000	0-0	.000	0	2	2	1.0	1	0	0	0	0	0	0.0	

Player Averages

Games Played	Minutes/game	Points/game	FG Pct	3FG Pct	FT Pct	Rebounds/game	Assists/game	Turnovers/game	Assist/Turnover ratio	Steals/game	Blocks/game
2	4.7	0.0	0.0	0.0	0.0	1.0	0.0	0.0	0.0	0.0	0.0





2021-22 Georgia Tech Men's Basketball  
Individual Game-by-Game  
All games

Page 11/11  
as of Nov 16, 2021

#24 HOWARD, Rodney

Opponent	Date	GS	MIN	Total		3-Pointers		Free throws		Rebounds										
				FG-FGA	PCT	3FG-3FGA	PCT	FT-FTA	PCT	OFF	DEF	TOT	AVG	PF	A	TO	BLK	STL	PTS	AVG
Miami (OH)	11/09/2021	*	30:36	5-7	.714	0-0	.000	0-1	.000	3	11	14	14.0	3	0	2	1	0	10	10.0
Stetson	11/12/2021	*	25:40	1-1	1.000	0-0	.000	0-0	.000	0	4	4	9.0	2	3	1	1	0	2	6.0
Lamar University	11/15/2021	*	27:25	4-9	.444	0-0	.000	1-2	.500	3	5	8	8.7	3	3	2	1	0	9	7.0
<b>Totals</b>		<b>3</b>	<b>83:41</b>	<b>10-17</b>	<b>.588</b>	<b>0-0</b>	<b>.000</b>	<b>1-3</b>	<b>.333</b>	<b>6</b>	<b>20</b>	<b>26</b>	<b>8.7</b>	<b>8</b>	<b>6</b>	<b>5</b>	<b>3</b>	<b>0</b>	<b>21</b>	<b>7.0</b>

Player Averages

Games Played	Minutes/ game	Points/ game	FG Pct	3FG Pct	FT Pct	Rebounds/ game	Assists/ game	Turnovers/ game	Assist/Turnover ratio	Steals/ game	Blocks/ game
3	27.9	7.0	58.8	0.0	33.3	8.7	2.0	1.7	1.2	0.0	1.0



**Georgia Tech Men's Basketball**  
**Individual Career Summaries**  
**All games**

Page 1/8  
as of Nov 16, 2021

**BOYD, Coleman**

				Field Goals		3-Point		F-Throws		Rebounds									Scoring	
SEASON	TEAM	GP-GS	MIN/AVG	FG-FGA	FG%	3FG-3FGA	3FG%	FT-FTA	FT%	OFF	DEF	TOT	AVG	PF-FO	A	TO	BLK	STL	PTS	AVG
2019-20	GaTech	4-0	7/1.8	2-5	.400	1-4	.250	0-0	.000	0	2	2	0.5	1-0	3	0	0	1	5	1.3
2020-21	GaTech	2-0	2/1.0	0-0	.000	0-0	.000	0-0	.000	0	0	0	0.0	0-0	0	0	0	0	0	0.0
<b>TOTAL</b>		<b>6-0</b>	<b>9/1.5</b>	<b>2-5</b>	<b>.400</b>	<b>1-4</b>	<b>.250</b>	<b>0-0</b>	<b>.000</b>	<b>0</b>	<b>2</b>	<b>2</b>	<b>0.3</b>	<b>1-0</b>	<b>3</b>	<b>0</b>	<b>0</b>	<b>1</b>	<b>5</b>	<b>0.8</b>

**Single Game Highs**

Statistic	Value	
Points	3	vs Morehouse 01/28/20
Rebounds	1	vs Elon 11/11/19, vs Virginia Tech 02/04/20
Assists	2	vs Morehouse 01/28/20
Steals	1	vs Morehouse 01/28/20
FG Made	1	vs Morehouse 01/28/20, at Hawaii 12/25/19
FG Attempts	3	vs Morehouse 01/28/20
3FG Made	1	vs Morehouse 01/28/20
3FG Attempts	3	vs Morehouse 01/28/20

**COLEMAN, Dallan "deebo"**

				Field Goals		3-Point		F-Throws		Rebounds									Scoring	
SEASON	TEAM	GP-GS	MIN/AVG	FG-FGA	FG%	3FG-3FGA	3FG%	FT-FTA	FT%	OFF	DEF	TOT	AVG	PF-FO	A	TO	BLK	STL	PTS	AVG
2021-22	GaTech	3-0	72/23.9	11-17	.647	9-14	.643	4-5	.800	0	7	7	2.3	8-1	4	4	0	1	35	11.7
<b>TOTAL</b>		<b>3-0</b>	<b>72/23.9</b>	<b>11-17</b>	<b>.647</b>	<b>9-14</b>	<b>.643</b>	<b>4-5</b>	<b>.800</b>	<b>0</b>	<b>7</b>	<b>7</b>	<b>2.3</b>	<b>8-1</b>	<b>4</b>	<b>4</b>	<b>0</b>	<b>1</b>	<b>35</b>	<b>11.7</b>

**Single Game Highs**

Statistic	Value	
Points	19	vs Lamar University 11/15/21
Rebounds	3	vs Miami (OH) 11/09/21
Assists	3	vs Lamar University 11/15/21
Steals	1	vs Lamar University 11/15/21
FG Made	6	vs Lamar University 11/15/21
FG Attempts	8	vs Lamar University 11/15/21
3FG Made	5	vs Lamar University 11/15/21
3FG Attempts	7	vs Lamar University 11/15/21
FT Made	2	vs Miami (OH) 11/09/21, vs Lamar University 11/15/21
FT Attempts	3	vs Lamar University 11/15/21



**Georgia Tech Men's Basketball  
Individual Career Summaries  
All games**

Page 2/8  
as of Nov 16, 2021

**DEVOE, Michael**

				Field Goals		3-Point		F-Throws		Rebounds										Scoring	
SEASON	TEAM	GP-GS	MIN/AVG	FG-FGA	FG%	3FG-3FGA	3FG%	FT-FTA	FT%	OFF	DEF	TOT	AVG	PF-FO	A	TO	BLK	STL	PTS	AVG	
2018-19	GaTech	32-23	1030/32.2	101-251	.402	42-107	.393	66-93	.710	13	93	106	3.3	57-1	81	71	16	44	310	9.7	
2019-20	GaTech	28-28	984/35.1	157-330	.476	53-124	.427	81-108	.750	11	99	110	3.9	68-2	96	95	3	34	448	16.0	
2020-21	GaTech	26-26	903/34.7	136-298	.456	58-145	.400	61-81	.753	18	94	112	4.3	44-0	87	68	7	33	391	15.0	
2021-22	GaTech	3-3	104/34.8	19-38	.500	9-15	.600	7-9	.778	1	15	16	5.3	3-0	15	6	0	4	54	18.0	
TOTAL		89-80	3021/33.9	413-917	.450	162-391	.414	215-291	.739	43	301	344	3.9	172-3	279	240	26	115	1203	13.5	

**Single Game Highs**

Statistic	Value	
Points	34	at Georgia 11/20/19
Rebounds	13	vs Georgia St. 11/25/20
Assists	8	vs Clemson 02/25/20, vs Florida A&M 12/18/20
Steals	5	at Clemson 02/12/21
Blocks	2	at Notre Dame 02/10/19, at Northwestern 11/28/18
FG Made	12	at Georgia 11/20/19
FG Attempts	25	vs Georgia St. 11/25/20
3FG Made	7	at Miami (FL) 02/20/21
3FG Attempts	12	vs Georgia St. 11/25/20
FT Made	8	vs Florida St. 01/30/21, vs Duke 03/02/21, at Clemson 02/12/21
FT Attempts	12	vs Florida St. 01/30/21

**GIGIBERIA, Saba**

				Field Goals		3-Point		F-Throws		Rebounds									Scoring	
SEASON	TEAM	GP-GS	MIN/AVG	FG-FGA	FG%	3FG-3FGA	3FG%	FT-FTA	FT%	OFF	DEF	TOT	AVG	PF-FO	A	TO	BLK	STL	PTS	AVG
2020-21	GaTech	8-0	33/4.1	4-11	.364	1-2	.500	0-1	.000	4	10	14	1.8	10-0	2	2	0	0	9	1.1
2021-22	GaTech	2-0	13/6.6	2-3	.667	0-0	.000	0-0	.000	2	3	5	2.5	3-0	0	1	0	1	4	2.0
TOTAL		10-0	46/4.6	6-14	.429	1-2	.500	0-1	.000	6	13	19	1.9	13-0	2	3	0	1	13	1.3

**Single Game Highs**

Statistic	Value	
Points	3	vs Clemson 01/20/21
Rebounds	6	vs Delaware St. 12/20/20
Assists	1	vs Delaware St. 12/20/20, at Miami (FL) 02/20/21
Steals	1	vs Stetson 11/12/21
FG Made	1	6 times
FG Attempts	6	vs Delaware St. 12/20/20
3FG Made	1	vs Clemson 01/20/21
3FG Attempts	1	vs Delaware St. 12/20/20, vs Clemson 01/20/21
FT Attempts	1	vs Delaware St. 12/20/20



**Georgia Tech Men's Basketball**  
**Individual Career Summaries**  
**All games**

Page 3/8  
as of Nov 16, 2021

**HOWARD, Rodney**

				Field Goals		3-Point		F-Throws		Rebounds										Scoring	
SEASON	TEAM	GP-GS	MIN/AVG	FG-FGA	FG%	3FG-3FGA	3FG%	FT-FTA	FT%	OFF	DEF	TOT	AVG	PF-FO	A	TO	BLK	STL		PTS	AVG
2019-20	UGa	24-2	174/7.2	13-23	.565	0-0	.000	5-18	.278	15	20	35	1.5	31-0	3	10	15	2		31	1.3
2020-21	GaTech	19-2	143/7.6	13-25	.520	0-0	.000	5-7	.714	5	21	26	1.4	28-0	3	4	8	3		31	1.6
2021-22	GaTech	3-3	84/27.9	10-17	.588	0-0	.000	1-3	.333	6	20	26	8.7	8-0	6	5	3	0		21	7.0
<b>TOTAL FOR GaTech</b>		<b>22-5</b>	<b>227/10.3</b>	<b>23-42</b>	<b>.548</b>	<b>0-0</b>	<b>.000</b>	<b>6-10</b>	<b>.600</b>	<b>11</b>	<b>41</b>	<b>52</b>	<b>2.4</b>	<b>36-0</b>	<b>9</b>	<b>9</b>	<b>11</b>	<b>3</b>		<b>52</b>	<b>2.4</b>
<b>TOTAL</b>		<b>46-7</b>	<b>401/8.7</b>	<b>36-65</b>	<b>.554</b>	<b>0-0</b>	<b>.000</b>	<b>11-28</b>	<b>.393</b>	<b>26</b>	<b>61</b>	<b>87</b>	<b>1.9</b>	<b>67-0</b>	<b>12</b>	<b>19</b>	<b>26</b>	<b>5</b>		<b>83</b>	<b>1.8</b>

**Single Game Highs**

Statistic	Value	
Points	10	vs Miami (OH) 11/09/21
Rebounds	14	vs Miami (OH) 11/09/21
Assists	3	vs Stetson 11/12/21, vs Lamar University 11/15/21
Steals	1	5 times
Blocks	4	vs N.C. Central 12/04/19
FG Made	5	vs Miami (OH) 11/09/21
FG Attempts	9	vs Lamar University 11/15/21
FT Made	2	4 times
FT Attempts	4	vs Western Caro. 11/05/19

**JAMES, Jehloni**

				Field Goals		3-Point		F-Throws		Rebounds										Scoring	
SEASON	TEAM	GP-GS	MIN/AVG	FG-FGA	FG%	3FG-3FGA	3FG%	FT-FTA	FT%	OFF	DEF	TOT	AVG	PF-FO	A	TO	BLK	STL		PTS	AVG
2019-20	GaTech	1-0	1/0.7	1-1	1.000	0-0	.000	0-0	.000	0	0	0	0.0	0-0	0	0	0	0		2	2.0
2020-21	GaTech	4-0	10/2.6	0-0	.000	0-0	.000	0-0	.000	1	3	4	1.0	2-0	0	0	0	0		0	0.0
<b>TOTAL</b>		<b>5-0</b>	<b>11/2.2</b>	<b>1-1</b>	<b>1.000</b>	<b>0-0</b>	<b>.000</b>	<b>0-0</b>	<b>.000</b>	<b>1</b>	<b>3</b>	<b>4</b>	<b>0.8</b>	<b>2-0</b>	<b>0</b>	<b>0</b>	<b>0</b>	<b>0</b>		<b>2</b>	<b>0.4</b>

**Single Game Highs**

Statistic	Value	
Points	2	vs Elon 11/11/19
Rebounds	3	at Miami (FL) 02/20/21
FG Made	1	vs Elon 11/11/19
FG Attempts	1	vs Elon 11/11/19



Georgia Tech Men's Basketball  
Individual Career Summaries  
All games

Page 4/8  
as of Nov 16, 2021

**KELLY, Miles**

				Field Goals		3-Point		F-Throws		Rebounds									Scoring	
SEASON	TEAM	GP-GS	MIN/AVG	FG-FGA	FG%	3FG-3FGA	3FG%	FT-FTA	FT%	OFF	DEF	TOT	AVG	PF-FO	A	TO	BLK	STL	PTS	AVG
2021-22	GaTech	3-0	28/9.5	6-12	.500	2-7	.286	0-0	.000	1	0	1	0.3	1-0	2	2	0	1	14	4.7
TOTAL		3-0	28/9.5	6-12	.500	2-7	.286	0-0	.000	1	0	1	0.3	1-0	2	2	0	1	14	4.7

**Single Game Highs**

Statistic	Value	
Points	7	vs Stetson 11/12/21, vs Lamar University 11/15/21
Rebounds	1	vs Stetson 11/12/21
Assists	1	vs Stetson 11/12/21, vs Lamar University 11/15/21
Steals	1	vs Stetson 11/12/21
FG Made	3	vs Stetson 11/12/21, vs Lamar University 11/15/21
FG Attempts	7	vs Stetson 11/12/21
3FG Made	1	vs Stetson 11/12/21, vs Lamar University 11/15/21
3FG Attempts	4	vs Stetson 11/12/21

**MAXWELL, Tristan**

				Field Goals		3-Point		F-Throws		Rebounds									Scoring	
SEASON	TEAM	GP-GS	MIN/AVG	FG-FGA	FG%	3FG-3FGA	3FG%	FT-FTA	FT%	OFF	DEF	TOT	AVG	PF-FO	A	TO	BLK	STL	PTS	AVG
2020-21	GaTech	1-0	8/8.2	0-2	.000	0-2	.000	3-3	1.000	0	0	0	0.0	0-0	0	0	0	0	3	3.0
TOTAL		1-0	8/8.2	0-2	.000	0-2	.000	3-3	1.000	0	0	0	0.0	0-0	0	0	0	0	3	3.0

**Single Game Highs**

Statistic	Value	
Points	3	vs Delaware St. 12/20/20
FG Attempts	2	vs Delaware St. 12/20/20
3FG Attempts	2	vs Delaware St. 12/20/20
FT Made	3	vs Delaware St. 12/20/20
FT Attempts	3	vs Delaware St. 12/20/20

**MEKA, Jordan**

				Field Goals		3-Point		F-Throws		Rebounds									Scoring	
SEASON	TEAM	GP-GS	MIN/AVG	FG-FGA	FG%	3FG-3FGA	3FG%	FT-FTA	FT%	OFF	DEF	TOT	AVG	PF-FO	A	TO	BLK	STL	PTS	AVG
2020-21	GaTech	1-0	8/8.1	0-1	.000	0-0	.000	0-0	.000	0	1	1	1.0	0-0	0	0	0	0	0	0.0
2021-22	GaTech	2-0	9/4.7	0-1	.000	0-0	.000	0-0	.000	0	2	2	1.0	1-0	0	0	0	0	0	0.0
TOTAL		3-0	17/5.8	0-2	.000	0-0	.000	0-0	.000	0	3	3	1.0	1-0	0	0	0	0	0	0.0

**Single Game Highs**

Statistic	Value	
Rebounds	1	vs Mercer 11/27/20, vs Stetson 11/12/21, vs Lamar University 11/15/21
FG Attempts	1	vs Mercer 11/27/20, vs Lamar University 11/15/21





**Georgia Tech Men's Basketball**  
**Individual Career Summaries**  
**All games**

Page 5/8  
as of Nov 16, 2021

**MOORE, Jalon**

				Field Goals		3-Point		F-Throws		Rebounds									Scoring	
SEASON	TEAM	GP-GS	MIN/AVG	FG-FGA	FG%	3FG-3FGA	3FG%	FT-FTA	FT%	OFF	DEF	TOT	AVG	PF-FO	A	TO	BLK	STL	PTS	AVG
2021-22	GaTech	1-0	4/4.3	2-6	.333	0-0	.000	0-0	.000	0	2	2	2.0	1-0	0	0	0	0	4	4.0
<b>TOTAL</b>		<b>1-0</b>	<b>4/4.3</b>	<b>2-6</b>	<b>.333</b>	<b>0-0</b>	<b>.000</b>	<b>0-0</b>	<b>.000</b>	<b>0</b>	<b>2</b>	<b>2</b>	<b>2.0</b>	<b>1-0</b>	<b>0</b>	<b>0</b>	<b>0</b>	<b>0</b>	<b>4</b>	<b>4.0</b>

**Single Game Highs**

Statistic	Value	
Points	4	vs Stetson 11/12/21
Rebounds	2	vs Stetson 11/12/21
FG Made	2	vs Stetson 11/12/21
FG Attempts	6	vs Stetson 11/12/21

**MOORE, Khalid**

				Field Goals		3-Point		F-Throws		Rebounds									Scoring	
SEASON	TEAM	GP-GS	MIN/AVG	FG-FGA	FG%	3FG-3FGA	3FG%	FT-FTA	FT%	OFF	DEF	TOT	AVG	PF-FO	A	TO	BLK	STL	PTS	AVG
2018-19	GaTech	31-10	509/16.4	40-84	.476	7-22	.318	42-64	.656	5	40	45	1.5	54-1	36	22	2	11	129	4.2
2019-20	GaTech	29-12	491/16.9	31-89	.348	9-27	.333	24-47	.511	15	47	62	2.1	48-3	33	36	4	20	95	3.3
2020-21	GaTech	25-11	598/23.9	41-108	.380	12-53	.226	26-41	.634	16	58	74	3.0	40-0	21	20	12	17	120	4.8
2021-22	GaTech	3-3	59/19.7	6-21	.286	1-9	.111	2-2	1.000	4	7	11	3.7	6-0	2	4	0	5	15	5.0
<b>TOTAL</b>		<b>88-36</b>	<b>1657/18.8</b>	<b>118-302</b>	<b>.391</b>	<b>29-111</b>	<b>.261</b>	<b>94-154</b>	<b>.610</b>	<b>40</b>	<b>152</b>	<b>192</b>	<b>2.2</b>	<b>148-4</b>	<b>92</b>	<b>82</b>	<b>18</b>	<b>53</b>	<b>359</b>	<b>4.1</b>

**Single Game Highs**

Statistic	Value	
Points	14	vs Florida A&M 12/09/18
Rebounds	9	vs Elon 11/11/19
Assists	6	vs Syracuse 12/07/19, vs Syracuse 02/27/21
Steals	6	at NC State 11/05/19
Blocks	3	vs Miami (FL) 03/11/21
FG Made	6	vs Florida A&M 12/09/18
FG Attempts	9	4 times
3FG Made	2	6 times
3FG Attempts	6	vs Notre Dame 03/12/19, at Duke 01/26/21, vs Florida St. 03/13/21
FT Made	6	vs Wake Forest 01/05/19
FT Attempts	8	vs Georgia St. 11/25/20



**Georgia Tech Men's Basketball  
Individual Career Summaries  
All games**

Page 6/8  
as of Nov 16, 2021

**PARHAM, Bubba**

				Field Goals		3-Point		F-Throws		Rebounds										Scoring	
SEASON	TEAM	GP-GS	MIN/AVG	FG-FGA	FG%	3FG-3FGA	3FG%	FT-FTA	FT%	OFF	DEF	TOT	AVG	PF-FO	A	TO	BLK	STL	PTS	AVG	
2017-18	VMI	30-30	895/29.8	145-363	.399	58-175	.331	91-114	.798	12	89	101	3.4	67-0	74	83	0	24	439	14.6	
2018-19	VMI	32-32	1084/33.9	210-494	.425	116-292	.397	150-189	.794	10	99	109	3.4	60-0	112	82	1	20	686	21.4	
2019-20	GaTech	31-6	822/26.5	54-151	.358	26-86	.302	26-30	.867	12	63	75	2.4	85-3	55	42	1	25	160	5.2	
2020-21	GaTech	25-14	674/27.0	57-139	.410	31-94	.330	22-27	.815	14	52	66	2.6	61-0	36	13	0	24	167	6.7	
TOTAL FOR GaTech		56-20	1496/26.7	111-290	.383	57-180	.317	48-57	.842	26	115	141	2.5	146-3	91	55	1	49	327	5.8	
TOTAL		118-82	3475/29.4	466-1147	.406	231-647	.357	289-360	.803	48	303	351	3.0	273-3	277	220	2	93	1452	12.3	

**Single Game Highs**

Statistic	Value	
Points	41	vs Western Caro. 03/08/19
Rebounds	9	at Stetson 11/23/18
Assists	9	vs The Citadel 03/02/19
Steals	4	at The Citadel 02/17/18
Blocks	1	vs UNC Greensboro 01/05/19, vs Morehouse 01/28/20
FG Made	13	at Western Caro. 02/23/19
FG Attempts	26	at Western Caro. 02/23/19
3FG Made	10	at Kentucky 11/18/18
3FG Attempts	16	at Kentucky 11/18/18
FT Made	17	vs Western Caro. 03/08/19
FT Attempts	18	vs Western Caro. 03/08/19

**SMITH, Deivon**

				Field Goals		3-Point		F-Throws		Rebounds									Scoring	
SEASON	TEAM	GP-GS	MIN/AVG	FG-FGA	FG%	3FG-3FGA	3FG%	FT-FTA	FT%	OFF	DEF	TOT	AVG	PF-FO	A	TO	BLK	STL	PTS	AVG
2020-21	MSU	33-8	749/22.7	65-192	.339	19-68	.279	24-39	.615	13	106	119	3.6	52-1	97	56	9	29	173	5.2
2021-22	GaTech	3-0	68/22.8	8-23	.348	2-3	.667	2-4	.500	3	5	8	2.7	8-0	10	5	0	3	20	6.7
TOTAL FOR GaTech		3-0	68/22.8	8-23	.348	2-3	.667	2-4	.500	3	5	8	2.7	8-0	10	5	0	3	20	6.7
TOTAL		36-8	817/22.7	73-215	.340	21-71	.296	26-43	.605	16	111	127	3.5	60-1	107	61	9	32	193	5.4

**Single Game Highs**

Statistic	Value	
Points	17	vs Memphis 03/28/21
Rebounds	8	at Texas A&M 03/03/21
Assists	9	vs Iowa St. 01/30/21
Steals	2	10 times
Blocks	1	9 times
FG Made	7	vs Memphis 03/28/21
FG Attempts	16	vs Memphis 03/28/21
3FG Made	3	at Georgia 12/30/20
3FG Attempts	5	at South Carolina 02/06/21, vs Memphis 03/28/21
FT Made	3	vs Jackson St. 12/08/20
FT Attempts	4	vs Jackson St. 12/08/20, vs Louisiana Tech 03/27/21, vs Miami (OH) 11/09/21



**Georgia Tech Men's Basketball**  
**Individual Career Summaries**  
**All games**

Page 7/8  
as of Nov 16, 2021

**STURDIVANT, Kyle**

				Field Goals		3-Point		F-Throws		Rebounds										Scoring	
SEASON	TEAM	GP-GS	MIN/AVG	FG-FGA	FG%	3FG-3FGA	3FG%	FT-FTA	FT%	OFF	DEF	TOT	AVG	PF-FO	A	TO	BLK	STL		PTS	AVG
2019-20	USC	21-0	175/8.3	16-46	.348	3-14	.214	8-9	.889	4	20	24	1.1	10-0	25	22	1	5		43	2.0
2020-21	GaTech	26-0	308/11.8	32-74	.432	8-22	.364	18-23	.783	2	22	24	0.9	27-0	27	17	2	6		90	3.5
2021-22	GaTech	3-3	60/19.8	4-11	.364	1-4	.250	4-7	.571	0	5	5	1.7	2-0	5	2	1	0		13	4.3
<b>TOTAL FOR GaTech</b>		<b>29-3</b>	<b>367/12.7</b>	<b>36-85</b>	<b>.424</b>	<b>9-26</b>	<b>.346</b>	<b>22-30</b>	<b>.733</b>	<b>2</b>	<b>27</b>	<b>29</b>	<b>1.0</b>	<b>29-0</b>	<b>32</b>	<b>19</b>	<b>3</b>	<b>6</b>		<b>103</b>	<b>3.6</b>
<b>TOTAL</b>		<b>50-3</b>	<b>542/10.8</b>	<b>52-131</b>	<b>.397</b>	<b>12-40</b>	<b>.300</b>	<b>30-39</b>	<b>.769</b>	<b>6</b>	<b>47</b>	<b>53</b>	<b>1.1</b>	<b>39-0</b>	<b>57</b>	<b>41</b>	<b>4</b>	<b>11</b>		<b>146</b>	<b>2.9</b>

**Single Game Highs**

Statistic	Value	
Points	15	vs Kentucky 12/06/20
Rebounds	5	at Nebraska 12/09/20
Assists	5	vs FGCU 12/29/19
Steals	2	vs Florida St. 03/13/21
Blocks	1	4 times
FG Made	5	vs Kentucky 12/06/20
FG Attempts	6	4 times
3FG Made	2	vs LSU 12/21/19, vs Duke 03/02/21
3FG Attempts	4	vs LSU 12/21/19
FT Made	5	vs Florida St. 03/13/21
FT Attempts	6	vs Florida St. 03/13/21



**Georgia Tech Men's Basketball**  
**Individual Career Summaries**  
**All games**

Page 8/8  
as of Nov 16, 2021

**USHER, Jordan**

				Field Goals		3-Point		F-Throws		Rebounds									Scoring	
SEASON	TEAM	GP-GS	MIN/AVG	FG-FGA	FG%	3FG-3FGA	3FG%	FT-FTA	FT%	OFF	DEF	TOT	AVG	PF-FO	A	TO	BLK	STL	PTS	AVG
2017-18	USC	36-2	509/14.1	60-135	.444	27-66	.409	24-32	.750	21	50	71	2.0	65-0	34	25	4	18	171	4.8
2018-19	USC	12-2	290/24.2	38-84	.452	8-28	.286	19-27	.704	10	34	44	3.7	36-1	20	20	3	4	103	8.6
2019-20	GaTech	23-23	612/26.6	69-171	.404	9-44	.205	41-54	.759	17	84	101	4.4	58-1	49	58	6	18	188	8.2
2020-21	GaTech	26-26	766/29.4	121-242	.500	24-84	.286	36-54	.667	15	94	109	4.2	73-1	72	58	19	42	302	11.6
2021-22	GaTech	3-3	98/32.7	17-38	.447	1-9	.111	6-10	.600	6	22	28	9.3	10-1	11	11	1	3	41	13.7
TOTAL FOR GaTech		52-52	1476/28.4	207-451	.459	34-137	.248	83-118	.703	38	200	238	4.6	141-3	132	127	26	63	531	10.2
TOTAL		100-56	2275/22.8	305-670	.455	69-231	.299	126-177	.712	69	284	353	3.5	242-4	186	172	33	85	805	8.1

**Single Game Highs**

Statistic	Value	
Points	22	vs CSU Bakersfield 11/25/18, at Santa Clara 12/18/18
Rebounds	11	vs Stetson 11/12/21
Assists	7	vs Syracuse 02/27/21
Steals	4	4 times
Blocks	4	vs Wake Forest 01/03/21
FG Made	8	vs CSU Bakersfield 11/25/18, vs Clemson 01/20/21
FG Attempts	16	vs Vanderbilt 11/11/18, vs Lamar University 11/15/21
3FG Made	5	vs Clemson 01/20/21
3FG Attempts	9	vs Western Ky. 03/19/18
FT Made	8	at Santa Clara 12/18/18
FT Attempts	8	vs CSU Bakersfield 11/25/18, at Santa Clara 12/18/18, vs Georgia St. 11/25/20



MISCELLANEOUS

Starting Lineups

Game	Opponent	Result	F	F	G	G	G	Lineup#	Record
N9	MIAMI, OHIO	L, 69-72	Usher	K. Moore	Howard	Devoe	Sturdivant	1	0-1
N12	STETSON	W, 77-52	Usher	K. Moore	Howard	Devoe	Sturdivant	1	1-1
N15	LAMAR	W, 75-66	Usher	K. Moore	Howard	Devoe	Sturdivant	1	2-1
N19	at Georgia								
N22	CHARLESTON SOUTHERN								
N26	GEORGIA SOUTHERN								
D1	WISCONSIN								
D5	NORTH CAROLINA								
D11	vs. LSU								
D18	vs. Southern California								
D21	GEORGIA STATE								
D23	ALABAMA A&M								
D29	at Syracuse								
J1	LOUISVILLE								
J4	at Duke								
J8	NOTRE DAME								
J12	at Boston College								
J15	at North Carolina								
J19	WAKE FOREST								
J26	FLORIDA STATE								
J29	MIAMI								
F2	at Virginia Tech								
F5	CLEMSON								
F9	at Miami								
F12	at Virginia								
F15	N.C. STATE								
F19	at Pittsburgh								
F23	VIRGINIA TECH								
F26	at Notre Dame								
M2	at Clemson								
M5	BOSTON COLLEGE								
M8	ACC Tournament								

Specialty Stats (GT/Opp)

Game	Opponent	Paint	OffTO	2ndCh	FBreak	Bench
N9	MIAMI, OHIO	34/26	11/13	6/11	17/11	12/10
N12	STETSON	42/28	12/15	8/5	19/13	34/21
N15	LAMAR	28/32	11/15	13/2	13/11	31/30
N19	at Georgia					
N22	CHARLESTON SOUTHERN					
N26	GEORGIA SOUTHERN					
D1	WISCONSIN					
D5	NORTH CAROLINA					
D11	vs. LSU					
D18	vs. Southern California					
D21	GEORGIA STATE					
D23	ALABAMA A&M					
D29	at Syracuse					
J1	LOUISVILLE					
J4	at Duke					
J8	NOTRE DAME					
J12	at Boston College					
J15	at North Carolina					
J19	WAKE FOREST					
J26	FLORIDA STATE					
J29	MIAMI					
F2	at Virginia Tech					
F5	CLEMSON					
F9	at Miami					
F12	at Virginia					
F15	N.C. STATE					
F19	at Pittsburgh					
F23	VIRGINIA TECH					
F26	at Notre Dame					
M2	at Clemson					
M5	BOSTON COLLEGE					
M8	ACC Tournament					

Miscellaneous

	Opponent	Uniform Color	Tip	Large Lead	Large Deficit	Ties	Lead Changes	GT Led	Opp Led	Game Tied	1st GT Subs	On the Floor at the End
N9	MIAMI, OHIO	White	MOH	8	6	6	11	23:49	12:34	7:37	Smith > Sturdivant, 14:12-1H	Devoe, Gigiberia, Kelly, Smith, Sturdivant
N12	STETSON	White	GT	25	-	-	-	39:42	-	0:18	Smith, Gigiberia > Sturdivant, Howard, 14:12-1H	Coleman, Miles Kelly, Meka, J.Moore, Smith
N15	LAMAR	White	GT	22	-	1	-	37:57	-	2:03	Coleman, Smith > Moore, Sturdivant, 14:33-1H	Devoe, Sturdivant, Coleman, K.Moore, Usher
N19	at Georgia											
N22	CHARLESTON SOUTHERN											
N26	GEORGIA SOUTHERN											
D1	WISCONSIN											
D5	NORTH CAROLINA											
D11	vs. LSU											
D18	vs. Southern California											
D21	GEORGIA STATE											
D23	ALABAMA A&M											
D29	at Syracuse											
J1	LOUISVILLE											
J4	at Duke											
J8	NOTRE DAME											
J12	at Boston College											
J15	at North Carolina											
J19	WAKE FOREST											
J26	FLORIDA STATE											
J29	MIAMI											
F2	at Virginia Tech											
F5	CLEMSON											
F9	at Miami											
F12	at Virginia											
F15	N.C. STATE											
F19	at Pittsburgh											
F23	VIRGINIA TECH											
F26	at Notre Dame											
M2	at Clemson											
M5	BOSTON COLLEGE											
M8	ACC Tournament											
	<i>*retro gold or white uniform</i>											





# ROSTER AT-A-GLANCE

## NUMERICAL

No.	Name	Pos.	Ht.	Wt.	Cl.	Exp.	Hometown	High School/College
0	Michael Devoe	G	6-5	191	Sr.	3VL	Orlando, Fla.	Montverde Academy
1	Kyle Sturdivant	G	6-2	197	Jr.	1VL	Norcross, Ga.	Norcross HS/Southern California
2	Saba Gigiberia	C/F	7-1	248	So.	1VL	Tbilisi, Georgia	Prolific Preparatory School [Napa, Calif.]
3	Bubba Parham	G	5-10	161	Sr.*	2VL	Snellville, Ga.	Brookwood HS/VMI
4	Jordan Usher	G/F	6-7	220	Sr.*	2VL	Canton, Ga.	Wheeler HS/Southern California
5	Deivon Smith	G	6-1	172	So.	TR	Loganville, Ga.	Grayson HS/Mississippi State
10	Dallan "Deebo" Coleman	G	6-6	215	Fr.	HS	Memphis, Tenn.	West Nassau HS [Callahan, Fla.]
11	Tristan Maxwell	G	6-2	209	So.	1VL	Huntersville, N.C.	North Mecklenburg HS
12	Khalid Moore	F	6-7	208	Sr.	3VL	Briarwood, N.Y.	Archbishop Molloy HS
13	Miles Kelly	G	6-5	171	Fr.	HS	Lilburn, Ga.	Parkview HS/Hargrave Military Academy
14	Jalon Moore	F	6-6	211	Fr.	HS	Gardendale, Ala.	Gardendale HS
23	Jordan Meka	C/F	6-8	225	So.	1VL	Yaoundé, Cameroon	Mt. Bethel Christian Academy [Marietta, Ga.]
24	Rodney Howard	C/F	6-10	246	Jr.	1VL	Ypsilanti, Mich.	Legacy Charter School [Greenville, S.C.]/Georgia
30	Coleman Boyd	G	6-1	178	Jr.	2VL	Smyrna, Ga.	Mt. Bethel Christian Academy
35	Jehloni James	F	6-6	192	Jr.	2VL	Sugar Hill, Ga.	Lanier HS
33	Brayden Daniels	G	6-4	170	Fr.	HS	Louisville, Ky.	Christian Academy of Louisville
43	Jermontae Hill	G	6-6	198	Fr.	HS	Atlanta, Ga.	Tucker HS/DME Academy (Daytona, Fla.)

## ALPHABETICAL

No.	Name	Pos.	Ht.	Wt.	Cl.	Exp.	Hometown	High School/College
30	Coleman Boyd	G	6-1	178	Jr.	2VL	Smyrna, Ga.	Mt. Bethel Christian Academy
10	Dallan "Deebo" Coleman	G	6-6	215	Fr.	HS	Memphis, Tenn.	West Nassau HS [Callahan, Fla.]
33	Brayden Daniels	G	6-4	170	Fr.	HS	Louisville, Ky.	Christian Academy of Louisville
0	Michael Devoe	G	6-5	191	Sr.	3VL	Orlando, Fla.	Montverde Academy
2	Saba Gigiberia	C/F	7-1	248	So.	1VL	Tbilisi, Georgia	Prolific Preparatory School [Napa, Calif.]
43	Jermontae Hill	G	6-6	198	Fr.	HS	Atlanta, Ga.	Tucker HS/DME Academy (Daytona, Fla.)
24	Rodney Howard	C/F	6-10	246	Jr.	1VL	Ypsilanti, Mich.	Legacy Charter School [Greenville, S.C.]/Georgia
35	Jehloni James	F	6-6	192	Jr.	2VL	Sugar Hill, Ga.	Lanier HS
13	Miles Kelly	G	6-5	171	Fr.	HS	Lilburn, Ga.	Parkview HS/Hargrave Military Academy
11	Tristan Maxwell	G	6-2	209	So.	1VL	Huntersville, N.C.	North Mecklenburg HS
23	Jordan Meka	C/F	6-8	225	So.	1VL	Yaoundé, Cameroon	Mt. Bethel Christian Academy [Marietta, Ga.]
14	Jalon Moore	F	6-6	211	Fr.	HS	Gardendale, Ala.	Gardendale HS
12	Khalid Moore	F	6-7	208	Sr.	3VL	Briarwood, N.Y.	Archbishop Molloy HS
3	Bubba Parham	G	5-10	161	Sr.*	2VL	Snellville, Ga.	Brookwood HS/VMI
5	Deivon Smith	G	6-1	172	So.	TR	Loganville, Ga.	Grayson HS/Mississippi State
1	Kyle Sturdivant	G	6-2	197	Jr.	1VL	Norcross, Ga.	Norcross HS/Southern California
4	Jordan Usher	G/F	6-7	220	Sr.*	2VL	Canton, Ga.	Wheeler HS/Southern California

**Head Coach:** Josh Pastner (Arizona, 1997), 6th season

**Associate Head Coach:** Eric Reveno (Stanford, 1989), 6th season

**Assistant Coach:** Julian Swartz (Carroll College, 2005), 5th season

**Assistant Coach:** Anthony Wilkins (Kent State, 2013), 4th season

**Director of Operations:** Tyler Benson (St. Bonaventure, 2009), 6th season

**Associate Director of Player Personnel:** B.J. Elder (Georgia Tech, 2014), 3rd season

**Director of Scouting:** Hayden Sheridan (Arizona, 2016), 4th season

**Player Development Coach:** Eddie Dimas (Grand Canyon, 2015), 1st season

**Athletic Trainer:** Richard Stewart (Salisbury, 2005), 15th season

## Pronunciations

McCamish Pavilion	Mc-CAM-ish (like CAM Newton)
Saba Gigiberia	SOBB-uh GEE-GEE-buh-REE-uh (hard G)
Dallan "Deebo" Coleman	DELL-un, DEE-bo
Eddie Dimas	di-MAS
Jehloni James	juh-LONNIE
Jordan Meka	MECK-uh
Jalon Moore	JAY-lun
Khalid Moore	kuh-LEED
Bubba Parham	PAR-um
Eric Reveno	REV-uh-no
Deivon Smith	DAY-von
Kyle Sturdivant	STIR-de-vunt

## BY CLASS

**Seniors:** Michael Devoe, Bubba Parham, Khalid Moore, Jordan Usher

**Juniors:** Coleman Boyd, Rodney Howard, Jehloni James, Kyle Sturdivant

**Sophomores:** Saba Gigiberia, Tristan Maxwell, Jordan Meka, Deivon Smith

**Freshman:** Dallan "Deebo" Coleman, Brayden Daniels, Jermontae Hill, Miles Kelly, Jalon Moore

## BY STATE/COUNTRY

**Alabama:** Jalon Moore

**Cameroon:** Jordan Meka

**Florida:** Michael Devoe

**Georgia:** Coleman Boyd, Jermonatae Hill, Jehloni James, Miles Kelly, Bubba Parham, Deivon Smith, Kyle Sturdivant, Jordan Usher

**Georgia (Republic of):** Saba Gigiberia

**Kentucky:** Brayden Daniels

**Michigan:** Rodney Howard

**New York:** Khalid Moore

**North Carolina:** Tristan Maxwell

**Tennessee:** Dallan "Deebo" Coleman

## BY MAJOR

**Business Administration:** Coleman Boyd, Dallan "Deebo" Coleman, Michael Devoe, Jehloni James, Miles Kelly, Tristan Maxwell, Jermontae Hill, Rodney Howard, Khalid Moore, Jordan Meka, Kyle Sturdivant, Jordan Usher

**Civil Engineering:** Jalon Moore

**History, Technology & Society:** Bubba Parham

**Industrial Design:** Saba Gigiberia

**Industrial Engineering:** Brayden Daniels

**Literature, Media & Communication:** Deivon Smith

## BY HEIGHT

5-10	Bubba Parham
6-1	Coleman Boyd, Deivon Smith
6-2	Tristan Maxwell, Kyle Sturdivant
6-5	Michael Devoe, Miles Kelly
6-6	Deebo Coleman, Jermontae Hill, Jehloni James
6-7	Khalid Moore, Jordan Usher
6-8	Jordan Meka
6-9	David Didenko, Moses Wright
6-10	Rodney Howard
7-1	Saba Gigiberia

## RADIO/TV ROSTER




**Coleman Boyd**  
G • 6-1 • Jr. **30**



**Dallan "Deebo" Coleman**  
G • 6-3 • Fr. **10**



**Brayden Daniels**  
G • 6-4 • Fr. **33**



**Michael Devoe**  
G • 6-5 • Sr. **0**



**Saba Gigiberia**  
C • 7-1 • So. **2**



**Jermontae Hill**  
G • 6-6 • Fr. **43**



**Rodney Howard**  
F • 6-10 • Jr. **24**



**Jehloni James**  
F • 6-6 • Jr. **35**



**Miles Kelly**  
G • 6-5 • Fr. **13**



**Tristan Maxwell**  
G • 6-2 • So. **11**



**Jordan Meka**  
F • 6-8 • So. **23**



**Jalon Moore**  
F • 6-6 • Fr. **14**



**Khalid Moore**  
F • 6-7 • Sr. **12**



**Bubba Parham**  
G • 5-10 • Sr. **3**



**Deivon Smith**  
G • 6-1 • So. **5**



**Kyle Sturdivant**  
G • 6-2 • Jr. **1**



**Jordan Usher**  
G/F • 6-7 • Sr. **4**



**Josh Pastner**  
Head Coach



**Eric Reveno**  
Associate Head Coach



**Julian Swartz**  
Assistant Coach



**Anthony Wilkins**  
Assistant Coach



**Tyler Benson**  
Director of Operations



**B.J. Elder**  
Director of Player Personnel



**Hayden Sheridan**  
Director of Scouting



# RADIO/TV CHEAT SHEET



0

## MICHAEL DEVOVE

**Guard • 6-5 • 191 • Senior • Orlando, Fla.**

Yr	GP/GS	PPG	RPG	APG	FG%	3FG%	FT%
2021-22	3/3	18.0	5.3	5.0	.500	.600	.778
Season Highs		Pts: 26	Reb: 7	Ast: 7	Min: 38:25		
Last Game:	11 pts (4-9 FG, 2-4 3pt FG), 7 reb, 6 ast in 36:19 vs. Lamar						

## Notes

- ACC Tournament Outstanding Player; earned honorable mention All-ACC for the second straight year in 2020-21
- Averaged 15.9 ppg in ACC games (8th in ACC), No. 3 in 3pt FG made (2.47 pg), hitting 41.2 pct.
- Made a 3pt FG in 13 straight games, 26 of 29 dating back to beginning of 2020-21 season
- Current PPG, RPG and APG best of his career



1

## KYLE STURDIVANT

**Guard • 6-2 • 197 • Junior • Norcross, Ga.**

Yr	GP/GS	PPG	RPG	APG	FG%	3FG%	FT%
2021-22	3/3	19.8	1.7	1.7	.364	.250	.571
Season Highs		Pts: 4	Reb: 1	Ast: 2	Min: 22:09		
Last Game:	4 pts (1-3 FG), 1 ast in 17:22 vs. Lamar						

## Notes

- Played in every game of the 2020-21 season, All-ACC Academic Team
- High-game 15 pts (5-6 FG), 3 ast vs. Kentucky; scored 7 pts each (5-9 FG) vs. WF & CL
- Started all 3 games this season at point guard, the first starts of his career
- First alumnus of Norcross (Ga.) HS to attend Tech since Gani Lawal (2007-10)



2

## SABA GIGIERIA

**Center/Forward • 7-1 • 248 • Sophomore • Tbilisi, Georgia**

Yr	GP/GS	PPG	RPG	BK/G	FG%	3FG%	FT%
2021-22	2/0	2.0	2.5	0.0	.667	.000	.000
Season Highs		Pts: 2	Reb: 4	Blk: 0	Min: 4:38		
Last Game:	DNP vs. Lamar						

## Notes

- Four-star post prospect originally from the Republic of Georgia, played in 8 games in 2020-21
- Played two years of HS basketball in the United States., senior year at Prolific Prep in Napa, Calif.
- Ranked as high as No. 72 nationally (247Sports) and No. 14 at his position
- Has a 7-foot-4 wingspan



3

## BUBBA PARHAM

**Guard • 5-10 • 161 • Senior • Snellville, Ga.**

Yr	GP/GS	PPG	RPG	APG	FG%	3FG%	FT%
2021-22							
Season Highs		Pts: -	Reb: -	Ast: -	Min: -		
Last Game:	currently out with knee injury						

## Notes

- Has 12 career double-digit games, 6 in 2020-21
- Started 13 games in 2020-21 (19 for his Tech career)
- Turned the ball over just 13 times all last season, 36 assists (14 games with no turnovers)
- Former All-SoCon performer at VMI, has 1,439 career points, 230 career 3pt FG



4

## JORDAN USHER

**Guard/Forward • 6-7 • 220 • Senior • Canton, Ga.**

Yr	GP/GS	PPG	RPG	APG	FG%	3FG%	FT%
2021-22	3/3	13.7	9.3	3.7	.447	.111	.600
Season Highs		Pts: 15	Reb: 11	Ast: 5	Min: 36:06		
Last Game:	15 pts (6-16 FG), 8 reb, 3 ast in 31:55 vs. Lamar						

## Notes

- ACC All-Tournament first team; scored 15 points each vs. Miami and FSU (12-27 FG, 5 ast, 4 stl combined)
- Has reached double figures in points in 29 games at Tech, including the last 9 in a row
- More than doubled his rebound average from 2020-21 (was 4.2 rpg)
- Started all 52 games of his Tech career since his transfer from USC



5

## DEIVON SMITH

**Guard • 6-1 • 172 • Sophomore • Loganville, Ga.**

Yr	GP/GS	PPG	RPG	APG	FG%	3FG%	FT%
2021-22	3/0	6.7	2.7	3.3	.348	.667	.500
Season Highs		Pts: 6	Reb: 3	Blk: 3	Min: 25:12		
Last Game:	5 pts (2-6 FG, 1-1 3pt FG), 2 reb, 5 ast in 21:40 vs. Lamar						

## Notes

- Averaged 23 minutes off the bench this season as backup point guard; 10/5 assist/TO ratio
- Played in all 33 games, started 8 last year for Mississippi State, helping Bulldogs reach NIT championship game
- Notched five double-figure games altogether, two vs. SEC teams, with high of 17 vs. Memphis in NIT finals
- First name pronounced "DAY-von"



10


## DALLAN "DEEBO" COLEMAN

**Guard • 6-6 • 215 • Freshman • Callahan, Fla.**

Yr	GP/GS	PPG	RPG	APG	FG%	3FG%	FT%
2021-22	3/0	11.7	2.3	1.3	.647	.643	.800
Season Highs		Pts: 19	Reb: 3	Ast: 3	Min: 30:07		
Last Game:	19 pts (6-8 FG, 5-7 3pt), 2 reb, 3 ast in 30:07 vs. Lamar						

## Notes

- Hit 9-of-13 3pt FG in last 2 games, averaged 16.5 ppg, 19 vs. Lamar
- Named Mr. Basketball in Florida following senior year, Class AAAA state player of the year
- Averaged 24.7 points, 9.0 rebounds and 4.2 assists as a senior, leading West Nassau HS to state final four
- Scored 2,539 points in his high school career, second in the region's history



11

## TRISTAN MAXWELL

**Guard • 6-2 • 209 • Sophomore • Huntersville, N.C.**

Yr	GP/GS	PPG	RPG	APG	FG%	3FG%	FT%
2021-22							
Season Highs		Pts: -	Reb: -	Ast: -	Min: -		
Last Game:	currently out with injury						

## Notes

- Consensus N.C. state high school player of the year as a senior (played only 1 game due to right foot injury)
- Led North Mecklenburg HS to the state championship game, which was never held due to Covid-19
- North Mecklenburg's all-time leading scorer (2,253), NC HS record for 3pt FG (331)
- Led North Mecklenburg to 104-12 record in his four years on the varsity team



12

## KHALID MOORE

**Forward • 6-7 • 208 • Senior • Briarwood, N.Y.**

Yr	GP/GS	PPG	RPG	APG	FG%	3FG%	FT%
2021-22	3/3	5.0	3.7	0.7	.286	.111	1.000
Season Highs		Pts: 5	Reb: 5	Ast: 1	Min: 21:31		
Last Game:	5 pts (2-6 FG), 5 reb in 19:59 vs. Lamar						

## Notes

- Versatile player who does a little of everything; started last 9 games of the 2020-21 season, all 3 this season
- Scored 5 points in each game so far this season
- Last 9 games: 5.9 ppg, 3.3 rpg, 20-58 FG, 4-20 3pt FG, 11 assists
- Attended alma mater of legendary Tech guard Kenny Anderson, played on same AAU team as Jose Alvarado



13


## MILES KELLY

**Guard • 6-5 • 171 • Freshman • Lilburn, Ga.**

Yr	GP/GS	PPG	RPG	APG	FG%	3FG%	FT%
2021-22	3/0	4.7	0.3	0.7	.500	.286	.000
Season Highs		Pts: 7	Reb: 1	Ast: 1	Min: 13:55		
Last Game:	7 pts (3-4 FG), 1 ast in 10:16 vs. Lamar						

## Notes

- Averaging 9.5 minutes off the bench, 6-of-11 FG vs. Stetson/Lamar
- Attended Hargrave Military Academy in Virginia for his senior year of HS after starring at Parkview HS
- Helped Hargrave to a 31-1 record while averaging 17.3 ppg and hitting 46.1 pct. of his 3-pt FG
- Consensus 4-star prospect ranked No. 87 in his class at the time he signed



14

## JALON MOORE

**Forward • 6-8 • 211 • Freshman • Gardendale, Ala.**

Yr	GP/GS	PPG	RPG	APG	FG%	3FG%	FT%
2021-22	1/0	4.0	2.0	0.0	.333	.000	.000
Season Highs		Pts: 4	Reb: 2	Ast: 0	Min: 4:16		
Last Game:	DNP vs. Lamar						

## Notes

- Promising frontcourt player who has played one game off the bench this season
- All-state performer from Gardendale HS in Alabama and a 3-star prospect
- Ranked as high as No. 120 in the 247Sports Composite rankings
- Averaged 21.7 points, 9.0 rebounds, 2.6 assists and 1.5 blocks as a senior



23


## JORDAN MEKA

**Center/Forward • 6-8 • 225 • Sophomore • Yaoundé, Cameroon**

Yr	GP/GS	PPG	RPG	APG	FG%	3FG%	FT%
2021-22	2/0	0.0	1.0	0.0	.000	.000	.000
Season Highs		Pts: 0	Reb: 1	Ast: 0	Min: 4:27		
Last Game:	0 pts, 1 reb in 4:57 vs. Lamar						

## Notes

- Spent all four years of HS at Mt. Bethel Christian Academy in Kennesaw, Ga.
- Four-time all-state and all-Atlanta metro performer who set school records for points, rebounds, blocked shots
- Led Mt. Bethel to two Georgia Independent Christian Athletic Association state titles, one trip to class A semifinals
- Plyed only 1 game as a freshman before having back surgery and missing the remainder; 2 games this season



24

## RODNEY HOWARD

**Center/Forward • 6-10 • 246 • Junior • Ypsilanti, Mich.**

Yr	GP/GS	PPG	RPG	BK/G	FG%	3FG%	FT%
2021-22	3/3	7.0	8.7	1.0	.588	.000	.333
Season Highs		Pts: 10	Reb: 14	Blk: 1	Min: 30:36		
Last Game:	9 pts (4-9 FG), 8 reb, 3 ast in 27:26 vs. Lamar						

## Notes

- Set career highs of 10 pts and 14 reb in season opener vs. Miami; 6 ast, 5 TO, 3 blk in 3 games
- Played in 19 games (12 ACC) last season after transferring from Georgia
- Played in 24 games with two starts at UGA, finished 2nd on team in blocked shots (15) despite limited minutes
- Born in Michigan, attended HS in Georgia until senior year (Legacy Charter in S.C.)