

GEORGIA TECH®

129TH SEASON • 4 NATIONAL CHAMPIONSHIPS • 15 CONFERENCE CHAMPIONSHIPS • 45 BOWL APPEARANCES • 25 BOWL VICTORIES

GEORGIA TECH (3-8) vs. NO. 1 GEORGIA (11-0)

SATURDAY, NOVEMBER 27, 2021 • NOON ET • ATLANTA, GA. • BOBBY DODD STADIUM

MATCHUP AT A GLANCE



GEORGIA TECH	vs.	GEORGIA
3-8 (2-6 ACC).....	Record	11-0 (8-0 SEC)
Atlanta, Ga.	Location	Athens, Ga.
1885.....	Founded	1785
43,859.....	Enrollment	37,606
Yellow Jackets, Ramblin' Wreck.....	Nickname	Bulldogs
Tech Gold and White.....	Colors	Red and Black
Atlantic Coast (Coastal Division).....	Conference	Southeastern (East Division)
Bobby Dodd Stadium at Historic Grant Field (55,000).....	Stadium (Capacity)	Sanford Stadium (92,746)
Geoff Collins.....	Head Coach	Kirby Smart
9-24 (3rd season).....	Head Coach's Record at School	64-14 (6th season)
24-34 (5th season).....	Head Coach's Overall Record	Same
None.....	National Ranking	No. 1 (AP) / No. 1 (Coaches)
Spread Pro-Style.....	Basic Offense	Multiple
26.0 (10th/84th).....	Points Per Game (Conference/National Rank)	40.3 (2nd/7th)
175.5 (7th/55th).....	Rushing Yards Per Game (Conference/National Rank)	201.2 (5th/27th)
209.7 (9th/89th).....	Passing Yards Per Game (Conference/National Rank)	238.9 (9th/62nd)
385.2 (9th/79th).....	Total Yards Per Game (Conference/National Rank)	440.1 (7th/34th)
4-2-5 Effort Based.....	Basic Defense	Multiple
32.5 (13th/106th).....	Points Allowed Per Game (Conference/National Rank)	7.5 (1st/1st)
179.8 (11th/101st).....	Rushing Yards Allowed Per Game (Conference/National Rank)	77.3 (1st/2nd)
274.6 (13th/120th).....	Passing Yards Allowed Per Game (Conference/National Rank)	158.7 (1st/3rd)
454.5 (12th/114th).....	Total Yards Allowed Per Game (Conference/National Rank)	236.0 (1st/1st)
L, 55-0 vs. No. 6 Notre Dame (Nov. 20, 2021).....	Last Game	W, 56-7 vs. Charleston Southern (Nov. 20, 2021)

TOP STORYLINES

- After a one-year hiatus, "Clean, Old-Fashioned Hate" returns on Saturday when Georgia Tech hosts No. 1 Georgia for the 115th installment of one of college football's most historic rivalries.
- Georgia Tech and Georgia did not play in 2020 as a result of the Southeastern Conference's decision to play only conference games due to the Covid-19 pandemic. It marked the first year since 1924 that the Yellow Jackets and Bulldogs did not meet on the gridiron, snapping a string of 96-consecutive annual matchups.
- After a 3-3 start to its season, Georgia Tech has dropped five-straight decisions. Before last Saturday's 55-0 setback at No. 6 Notre Dame, Tech's average margin of defeat in the first four games of the skid was just 7.7 points.
- Georgia Tech Fr. RB and All-America candidate **Jahmyr Gibbs** enters Saturday's game ranked No. 1 nationally in all-purpose yardage at 163.8 yards per game, 2.2 yards per game more than Central Michigan RB Lew Nichols and 3.2 yards per game more than Utah State WR Deven Thompkins. Should he finish the season ranked No. 1, he would become only the third Yellow Jacket to be an NCAA statistical champion since 2000, joining Justin Thomas (2015 - yards per completion, 17.9) and Pressley Harvin III (2020 - punting, 48.0 avg.).
- Saturday is Senior Day for Georgia Tech, as it will honor 24 student-athletes prior to the game. The 24 honorees include 13 student-athletes that are seniors eligibility-wise (the fourth-smallest senior class among all Power Five conference teams) and 11 student-athletes that are seniors academically and scheduled to graduate but could potentially choose to return in 2022 due to having eligibility remaining.

SERIES HISTORY

Series Record (Streak):	Georgia leads 68-41-5 (UGA; W3)
at Georgia Tech:	Georgia leads 36-26-4 (UGA; W9)
at Georgia:	Georgia leads 32-15-1 (UGA; W2)
Neutral Sites:	N/A
Last Meeting:	Georgia Tech 7, No. 4 Georgia 52 (Athens, Ga. - Nov. 30, 2019)

TALE OF THE TAPE

Average heights and weights of players listed Above The Line (Georgia Tech)/on the depth chart (Georgia):

Georgia Tech		Georgia
6-5, 311.....	Offensive Line	6-5, 317
6-4, 245.....	Tight Ends	6-6, 248
6-1, 208.....	Offensive Backs (QB and RB)	6-2, 197
6-1, 192.....	Receivers	6-2, 197
6-4, 267.....	Defensive Line	6-4, 305
6-2, 221.....	Linebackers	6-3, 238
6-2, 196.....	Defensive Backs	6-1, 262

TOP PERFORMERS AT A GLANCE

PASSING	COMP.	ATT.	INT.	YDS.	TD
Georgia Tech					
Jeff Sims	113	188	7	1,468	12
Georgia					
Stetson Bennett	105	163	5	1,730	17
RUSHING	ATT.	YDS.	AVG.	TD	
Georgia Tech					
Jahmyr Gibbs	141	745	5.3	4	
Georgia					
Zamir White	122	657	5.4	10	
RECEIVING	NO.	YDS.	AVG.	TD	
Georgia Tech					
Kyrice McGowan	37	467	12.6	7	
Georgia					
Brock Bowers	34	552	16.2	8	
TACKLES	UT	AT	TT	TFL	SACK
Georgia Tech					
Quez Jackson	44	54	98	8.0	2.0
Georgia					
Channing Tindall	27	28	55	6.0	4.5

2021 GEORGIA TECH SCHEDULE/RESULTS

• Overall: **3-8** | ACC: **2-6** | Place: **6th (Coastal Division)**
 • Home: **2-4** | Away: **1-4** | Neutral: **0-0** | Streak: **L5**

Date	Opponent	Time/Result	TV
Sept. 4	NORTHERN ILLINOIS	L, 22-21	ACCN
Sept. 11	KENNESAW STATE	W, 45-17	ACC RSN
Sept. 18	at No. 6 Clemson*	L, 14-8	ABC
Sept. 25	No. 21/20 N. CAROLINA*^	W, 45-22	ACCN
Sept. 2	PITT*	L, 52-21	ACCN
Sept. 9	at Duke*	W, 31-27	ACC RSN
Oct. 23	at rv/rv Virginia*	L, 48-40	ACCN
Oct. 30	VIRGINIA TECH*	L, 26-17	ACC RSN
Nov. 6	at Miami (Fla.)*	L, 33-30	ACC RSN
Nov. 13	BOSTON COLLEGE*	L, 41-30	ACC RSN
Nov. 20	at No. 6 Notre Dame	L, 55-0	NBC
Nov. 27	No. 1 GEORGIA	Noon	ABC

All times Eastern; Home games in **BOLD CAPS**

* ACC game

^ Mayhem at Mercedes-Benz Stadium

Ranks for past games = AP/Coaches ranks at time of game

Ranks for current/future games = current AP/Coaches ranks

ON THE AIR

TV: ABC

- **Play-by-Play**..... Bob Wischusen
- **Analyst**..... Dan Orlovsky
- **Sideline Reporter**..... Kris Budden
- Mobile App: ESPN
- Online: WatchESPN.com

RADIO: Georgia Tech Sports Network

- **Play-by-Play**..... Andy Demetra
- **Analyst**..... Sean Bedford
- **Sideline Reporter**..... Randy Waters
- In Atlanta: 680/93.7 The Fan
- Across Georgia: Visit RamblinWreck.com for station affiliate list
- Satellite: Sirius 98 / XM 203
- Mobile Apps: Georgia Tech Yellow Jackets, 680 The Fan, TuneIn
- Online: RamblinWreck.com, 680TheFan.com

GEORGIA TECH'S LAST GAME

at Notre Dame	L, 55-0
Date	Nov. 20
Location	South Bend, Ind. (Notre Dame Stadium)
Total Offense	224
Rushing	96
Passing	128
Turnovers	2
Total Defense	514
Rushing	212
Passing	302
Takeaways	0
Passing Leader	
Jordan Yates.....	14-28-1, 96 yds.
Receiving Leaders	
Malachi Carter.....	3 rec., 29 yds.
Dylan Leonard.....	2 rec., 28 yds.
Rushing Leaders	
Jahmyr Gibbs.....	12 att., 58 yds.
Dontae Smith.....	8 att., 31 yds.
Defensive Leaders	
Tariq Carpenter.....	9 TKL
Juanyeh Thomas.....	8 TKL, 0.5 TFL, 1 PBU
Myles Sims.....	7 TKL, 1.0 TFL

GEORGIA TECH MEDIA AVAILABILITY

TUE 23	WED 24	THURS 25	FRI 26	SAT 27
<p>Approx. 8:30 a.m. – Approx. first 30 min. of practice open to media (Rose Bowl Field – enter at gate at corner of Fowler Street and 6th Street)</p> <p>Approx. 10:45 a.m. – Head coach Geoff Collins weekly press conference, followed by media availability with offensive coordinator Dave Patenaude and defensive coordinator Andrew Thacker (Bobby Dodd Stadium – north concourse)</p>	<p>Approx. 8:30 a.m. – Approx. first 30 min. of practice open to media (Bobby Dodd Stadium – enter at Callaway Plaza on north end of stadium)</p> <p>Approx. 10:30 a.m. – Media availability – selected student-athletes (Bobby Dodd Stadium – north concourse)</p> <p>7-8 p.m. – <i>Geoff Collins Show</i> (Georgia Tech Sports Network — 680/93.7 The Fan in Atlanta)</p>	<p>NO AVAILABILITY</p>	<p>NO AVAILABILITY</p>	<p>Noon - GT vs. Georgia (Atlanta, Ga. - Bobby Dodd Stadium) TV: ABC</p> <p>Postgame press conference - Head coach Geoff Collins and selected student-athletes (location: Edge/Rice Center museum area – north end of Bobby Dodd Stadium)</p>

GEORGIA TECH ATHLETICS COMMUNICATIONS & PUBLIC RELATIONS

- Assistant A.D./Communications & P.R. (Primary Football Contact):** Mike Flynn
Office: (404) 894-5445 • **Mobile:** (828) 964-6406
Email: mflynn@athletics.gatech.edu
- Assistant Director/Communications & P.R. (Secondary Football Contact):** Andrew Clausen
Office: (404) 894-5445 • **Mobile:** (678) 764-0867
Email: aclausen@athletics.gatech.edu
- Associate Director/Communications & P.R. (Football Credentials):** Mike Stamus
Office: 404-894-5445 • **Mobile:** (404) 218-9723
Email: mstamus@athletics.gatech.edu

FOLLOW GEORGIA TECH ONLINE
OFFICIAL WEBSITE: www.RamblinWreck.com

 @GTathletics
 @GeorgiaTechFB
 @GTFootball
 @CoachCollins

 /GTathletics
 /GTFootball

 @GTathletics
 @GeorgiaTechFB
 @CoachCollins


@GeorgiaTechFB



RamblinWreckTube

GEORGIA TECH FOOTBALL BY THE NUMBERS

1

 Georgia Tech Fr. RB **Jahmyr Gibbs** ranks No. 1 nationally in all-purpose yards with 163.8 per game (1,802 total).

3

Gibbs is looking to become only the third Yellow Jacket since 2000 to be an NCAA statistical champion, joining Justin Thomas in 2015 (yards per completion - 17.9) and Pressley Harvin III in 2020 (punting - 48.0 avg.).

5

 Georgia Tech r-Fr. QB **Jordan Yates** made his fifth-career start last Saturday versus Boston College in place of injured starter **Jeff Sims**. Tech is 2-3 in Yates' five starts this season.

13

Georgia Tech's roster includes just 13 seniors eligibility-wise, which is the fourth-fewest among all Power Five-conference teams (Colorado - 6, Oregon - 8, Utah - 11).

18

Eighteen Georgia Tech football student-athletes have already achieved the goal of earning a bachelor's degree.

75

Seventy-five of the 124 student-athletes on Georgia Tech's 2021 roster are freshmen, eligibility-wise. The roster also includes 22 sophomores, 14 juniors and 13 seniors.

78

Gibbs needs just 78 all-purpose yards on Saturday to set a new Georgia Tech record for single-season all-purpose yards. Gibbs' 1,802 all-purpose yards this season currently rank second in Tech history, 77 behind the 1,879 yards compiled by Eddie Lee Ivery in 1978.

115

Saturday's game is the 115th all-time in the Georgia Tech-Georgia rivalry. It is tied for the 21st-most-played series in NCAA Division I FBS history and is the 14th-oldest rivalry in FBS. Georgia leads the all-time series, 68-41-5.

A GEORGIA TECH WIN WOULD ...

- give it a final record of 4-8 in 2021;
- be its first win over Georgia since 2016;
- be its first home win over Georgia since 1999;
- up it to 42-68-5 all-time against Georgia;
- be its first win over a No. 1-ranked team since its legendary 41-38 win at No. 1 Virginia on Nov. 3, 1990;
- up it to 3-10-1 all-time against top-ranked teams.

A GEORGIA TECH LOSS WOULD ...

- give it a final record of 3-9 in 2021;
- extend its losing streak to six games after a 3-3 start;
- be its fourth-straight loss to Georgia;
- be its 11th-straight home loss to Georgia;
- drop it to 41-69-5 all-time against Georgia;
- be its sixth-straight loss to No. 1-ranked teams;
- be its 12th-straight loss to a top-10 opponent.



GEORGIA TECH THIRD-YEAR HEAD COACH — GEOFF COLLINS

Geoff Collins, an Atlanta area native and one of college football's most successful and innovative coaches, is in his third season as Georgia Tech football's head coach. He was named the 20th football head coach in Georgia Tech history on Dec. 7, 2018.

Born in Decatur, Ga. and raised in Conyers, Ga., Collins took the reins at Georgia Tech after serving as the head coach at Temple University in 2017 and 2018.

Despite the challenges associated with overhauling Georgia Tech's football culture, including installing a pro-style spread offensive attack after 11 years of option football at Tech, as well as the unprecedented and unexpected obstacles presented by the Covid-19 pandemic, Collins' two-year tenure as the Yellow Jackets' head coach has been marked by a bevy of accomplishments. They include:

- Back-to-back nationally lauded recruiting classes. Collins' first full recruiting class at Georgia Tech in 2020 was ranked No. 24 nationally by *Rivals*, then re-ranked No. 8 nationally by *Bleacher Report* during the '20 season based on the impressive play of Tech's newcomers, which included three true-freshman starters on offense: RB Jahmyr Gibbs (who earned freshman all-America recognition from The Athletic), QB Jeff Sims and RT Jordan Williams. It was only the second top-25 recruiting class in Georgia Tech history, and the first since 2007, a class that was compiled when Collins served as the Yellow Jackets' director of player personnel. His second recruiting class at Tech in 2021 is also a top-20 class when including the rankings of eight highly ranked transfers, six of which have multiple seasons of eligibility remaining. In all, Georgia Tech has added 18 four- or five-star recruits and 13 of the 45 highest-ranked recruits in program history (according to *247Sports*) since the arrival of Collins and his staff in January 2019.

- The development of three NFL Draft picks in two seasons – TE Tyler Davis (2020), WR Jalen Camp (2021) and P Pressley Harvin III (2021). Davis, who was recruited by Collins to come to The Flats as a graduate transfer in 2019, became Georgia Tech's first NFL Draft pick at any position in three years, the first non-specialist to be drafted from Tech in four years, the first Yellow Jacket tight end to be selected in 28 years and, as a sixth-round pick, the highest selection ever for a GT tight end in the NFL Draft. When Camp and Harvin were both selected in 2021, it marked the first time that Tech had multiple picks in the same NFL Draft since 2016.

- Harvin winning the 2020 Ray Guy Award as college football's top punter. Under Collins' tutelage, Harvin became the first Yellow Jacket to win one of college football's major individual awards since Durant Brooks won the Guy Award in 2007 and only the third unanimous All-American in Georgia Tech history, joining Calvin Johnson (2006) and Ken Swilling (1990)

- Memorable victories, including a 28-21 overtime win at Miami in 2019 (Tech's first-ever win over the Hurricanes at Miami's Hard Rock Stadium), a thrilling 16-13 come-from-behind triumph at Florida State to open the 2020 season (the Yellow Jackets' first season-opening true road win since 2007) and a perfect record in nationally televised primetime contests – a 28-26 win over NC State in 2019 and a 46-27 victory over Louisville in 2020.

Prior to taking the reins at Georgia Tech, Collins put together the most successful first two seasons by a head coach in Temple's 121-year football history. Collins compiled 15 wins and led Temple to two bowl games in his two seasons with the Owls, which are both school records for a coach in his first two campaigns at TU.

In his first season at Temple, Collins led the Owls a 28-3 win over Florida International in the 2017 Gasparilla Bowl, which was good for only the third bowl victory in school history and its first since 2011.

He coached the Owls to an 8-4 record and 7-1 mark in the American Athletic Conference in 2018, with Temple's only conference defeat coming at No. 8-ranked and undefeated UCF. The 8-4 campaign earned Temple a berth in the Independence Bowl.

Prior to becoming head coach at Temple, Collins was one of the nation's most respected defensive coordinators, serving in the role at Florida (2015-16), Mississippi State (2013-14, co-DC: 2011-12), FIU (2010) and his alma mater, Western Carolina (2002-05).

Highlights of his career as a coordinator included ranking among the nation's top 10 in total defense in each of his two seasons at Florida (No. 8 in 2015 and No. 5 in 2016), ranking among the top 25 nationally in total defense (18th – 2013) and scoring defense (23rd – 2014) during his two seasons calling plays at Mississippi State and leading the Sun Belt Conference in total defense, scoring defense and turnover margin in his lone campaign at FIU (2010).

He is the only coach to ever be nominated for the Broyles Award, given to college football's top assistant coach, at three different schools (FIU – 2010, Mississippi State – 2014 and Florida – 2015).

Collins' coaching career also includes a pair of prior stints at Georgia Tech. He first came to The Flats as a graduate assistant (1999-2000), then tight ends coach (2001) under head coach George O'Leary from 1999-2001, followed by a year as director of player personnel under head coach Chan Gailey in 2006.

During his initial three seasons at Georgia Tech under O'Leary, the Yellow Jackets were 25-12 with three-consecutive bowl appearances. As the Jackets' director of player personnel in 2006, Collins led the efforts to land a recruiting class that included Derrick Morgan (all-American, first-round NFL Draft pick), Morgan Burnett (all-American, third-round NFL Draft pick), Joshua Nesbitt (quarterbacked GT to two ACC Championship Games) and Jonathan Dwyer (the sixth-leading rusher in GT history).

Collins has also served on the staffs at Western Carolina (student assistant – 1993-94), Franklin (N.C.) H.S. (assistant coach – 1995), Fordham (linebackers coach – 1996), Albright (defensive coordinator – 1997-98), Alabama (director of player personnel – 2007) and UCF (linebackers coach/recruiting coordinator – 2008-09).

In all, Collins has recruited and/or coached more than three dozen players that have gone on to play in the National Football League. Among Collins' pupils in the NFL are Philadelphia Eagles All-Pro defensive tackle Fletcher Cox (a consensus All-American at Mississippi State and No. 12 overall pick in the 2012 NFL Draft), Tampa Bay Buccaneers cornerback Vernon Hargreaves (a consensus All-American at Florida and No. 11 overall pick in the 2016 NFL Draft), Atlanta Falcons safety Keanu Neal (the No. 17 overall pick in the 2016 NFL Draft) and Indianapolis Colts cornerback Rock Ya-Sin (who earned first-team all-American Athletic Conference honors at Temple after transferring from Presbyterian College and went on to be selected in the second round of the 2019 NFL Draft).

In addition to being renowned as a coach, strategist and evaluator, Collins is also widely recognized as the nation's top head coach when it comes to branding his football program, particularly when it comes to utilizing social media in branding and recruiting efforts. His expertise in marketing and branding has led to him being a guest lecturer for Georgia Tech's Scheller College of Business executive MBA program and a featured speaker at the 2019 Hashtag Sports conference in New York City. Under Collins, Tech became only

the second college football program in the nation to partner with renowned creative agency J1S and the first program in the nation to enter into a partnership with best-selling author and branding consultant Jeremy Darlow. Collins' focus on giving his student-athletes the resources and tools to assist in building their personal brand is a main reason that Georgia Tech is widely expected to be a place where student-athletes can maximize opportunities in the name, image and likeness era.

Collins' innovations in utilizing social media to aid in recruiting efforts have not only helped Georgia Tech land the two highest-rated recruiting classes in school history, but also helped Alabama sign the No. 1 class in the nation in 2007-08. Alabama's 2008 signing class included running back Mark Ingram, who went on to become the first Heisman Trophy winner in Crimson Tide history in 2009.

As a student-athlete, Collins totaled 194 career tackles as an outside linebacker and defensive back at Western Carolina (1989-92). He had 68 tackles and six tackles for loss as a junior and helped lead WCU to a 7-4 record with 62 stops, including five behind the line of scrimmage, as a senior.

Collins, 50, is married to the former Jennifer Haynes. They have a daughter, Astrid (5).

THE GEOFF COLLINS FILE

Personal

Hometown: Conyers, Ga.
 Birthdate: April 10, 1971 (50 years old)
 Education: Western Carolina, 1994
 Family: Wife: Jennifer; Daughter: Astrid (5)

Coaching Experience

1993-94 – Western Carolina (student assistant)
 1995 – Franklin (N.C.) H.S. (assistant coach)
 1996 – Fordham (linebackers coach)
 1997-98 – Albright (defensive coordinator)
 1999-2000 – Georgia Tech (graduate assistant)
 2001 – Georgia Tech (tight ends coach)
 2002-05 – Western Carolina (defensive coordinator)
 2006 – Georgia Tech (recruiting coordinator)
 2007 – Alabama (director of player personnel)
 2008-09 – UCF (linebackers coach/recruiting coordinator)
 2010 – Florida International (defensive coordinator)
 2011-12 – Mississippi State (co-defensive coordinator)
 2013-14 – Mississippi State (defensive coordinator)
 2015-16 – Florida (defensive coordinator)
 2017-18 – Temple (head coach)
 2019-present – Georgia Tech (head coach)

COLLINS' CAREER HIGHLIGHTS

- 28th season in the college football coaching profession
- 19th season at an NCAA Division I FBS institution
- fifth season as a head coach
- 13 seasons as a defensive coordinator

Head Coaching Experience prior to Georgia Tech

2017 – Temple
 7-6 overall, 4-4 AAC
 def. Florida International, 28-3, in 2017 Gasparilla Bowl
Temple's first bowl win since 2011, only the third bowl win in school history

2018 – Temple
 8-4 overall, 7-1 AAC
only conference loss at No. 8-ranked and undefeated UCF faced Duke in 2018 Independence Bowl



CLEAN, OLD-FASHIONED HATE

• After a one-year hiatus, "Clean, Old-Fashioned Hate" returns on Saturday with the 115th edition of the Georgia Tech-Georgia rivalry.

• In 2020, Georgia Tech and Georgia did not play for the first time since 1924. The Southeastern Conference's decision to play only conference games due to the Covid-19 pandemic snapped a string of 96-consecutive annual meetings between the in-state rivals.

• The series dates back to 1893, Georgia Tech's second season of football. Tech won the first meeting, 28-6, in Athens.

• After a three-year break in the series from 1894-96, the teams have met annually since 1897 with the exception of 1901, 1908, an eight-year gap from 1917-24 and 2020.

• The Georgia Tech-Georgia series is one of major college football's oldest and most-played rivalries. Only 13 NCAA Division I FBS rivalries began before Georgia Tech and Georgia played for the first time in 1893 and only 20 FBS rivalries have been played more often than "Clean, Old-Fashioned Hate."

• Clean, Old-Fashioned Hate is also the sixth-oldest and tied for the 12th-most-played in-state rivalry in FBS.

NCAA DIVISION I FBS MOST-PLAYED RIVALRIES

Table with 4 columns: Games*, Teams, First Game, Last Game. Lists major college football rivalries.

* includes all 2021 games

^ first game played on Oct. 21, 1893

+ first game played on Nov. 4, 1893

GEORGIA TECH'S MOST COMMON OPPONENTS

Table with 4 columns: Opponent, Games, First Meeting, Series Record. Shows Georgia's most common opponents.

* GT vacated its win in the 2009 ACC Championship Game due to NCAA sanctions

• Georgia leads the all-time series, 68-41-5, including a 37-26-4 advantage in games played in Atlanta.

GEORGIA TECH-GEORGIA SERIES RESULTS

Table with 6 columns: DATE, RANK (GT, UGA), H/A, GT RESULT (W/L/T), SCORE. Shows the results of Georgia Tech-Georgia games.

Table with 6 columns: DATE, RANK (GT, UGA), H/A, GT RESULT (W/L/T), SCORE. Shows the results of Georgia Tech games against various opponents.

Table with 6 columns: DATE, RANK (GT, UGA), H/A, GT RESULT (W/L/T), SCORE. Shows the results of Georgia Tech games against various opponents.

SERIES HIGHLIGHTS

• Nov. 26, 1949: Georgia Tech 7, Georgia 6

The Grant Field victory that started "The Drought," Bobby Dodd's eight-year mastery of Georgia.

• Dec. 1, 1984: Georgia Tech 35, Georgia 18

In Athens, this was Bill Curry's turnaround game for the program, one that ended a six-game losing streak to UGA.

• Dec. 2, 1989: Georgia Tech 33, Georgia 22

Jerry Mays ran for 207 yards to help complete Tech's remarkable turnaround to 7-4 after an 0-3 start.

• Nov. 28, 1998: Georgia Tech 21, Georgia 19

Brad Chambers' 35-yard field goal in the final seconds snapped Tech's seven-game losing streak to UGA.

• Nov. 27, 1999: Georgia Tech 51, Georgia 48 (OT)

In perhaps the most thrilling game in Bobby Dodd Stadium history, Joe Hamilton's last home game was triumphant. Luke Manget's second-chance, overtime field goal sent Tech fans into euphoria. Many of them carried Hamilton — who finished second in the Heisman Trophy voting — on their shoulders and around the stadium.

• Nov. 29, 2008: Georgia Tech 45, Georgia 42

Georgia Tech overcame a 26-12 halftime deficit to break a seven-year skid against a Bulldog team that was ranked No. 1 in the preseason. Freshman Roddy Jones rushed for 214 yards in the victory.

• Nov. 29, 2014: Georgia Tech 30, Georgia 24 (OT)

Harrison Butker booted a game-tying, career-long 53-yard field goal as time expired to force overtime after a Malcolm Mitchell touchdown catch gave UGA a 24-21 lead with 18 seconds remaining in regulation. Tech's Zach Laskey scored on the first possession in overtime and D.J. White intercepted Hudson Mason to seal the win.

• Nov. 26, 2016: Georgia Tech 28, Georgia 27

Georgia Tech rallied from a 27-14 fourth-quarter deficit to claim its second win in three years over the Bulldogs. An interception by Lance Austin with 3:39 left in the game set up Qua Searcy's six-yard run and leap into the end zone for the winning touchdown with 30 seconds to go.

2021 GEORGIA TECH FOOTBALL GAME NOTES

GAME 12 vs. NO. 1 GEORGIA • NOV. 27, 2021



GEOFF COLLINS AND UGA

• As a youth, Georgia Tech head coach **Geoff Collins**, who was born in Decatur, Ga. and raised in Conyers, Ga., was a regular attendee at the Georgia Tech-Georgia freshman/junior varsity games that were played annually on Thanksgiving at Bobby Dodd Stadium from 1933-93.

• In Collins' first season as a graduate assistant on head coach George O'Leary's staff in 1999, Georgia Tech beat Georgia, 51-48, in an epic overtime battle at Bobby Dodd Stadium. The win remains Georgia Tech's last home win in the series.

• Collins and Georgia head coach Kirby Smart were both on head coach Nick Saban's initial staff at Alabama in 2007. Collins served as director of player personnel and Smart was defensive backs coach.

GEORGIA TECH ALL-TIME vs. AP TOP 25

	ALL	H	A	N	BOWL
Top 25	93-179-6	50-80-4	26-90-2	17-13	16-8
vs. ACC	30-47	19-21	10-25	1-2	0-0
vs. No. 1	2-10-1	1-3-1	1-7	0-0	0-0
vs. No. 2	0-10-1	0-5-1	0-4	0-1	0-0
vs. No. 3	1-11	0-6	1-5	0-0	0-0
vs. No. 4	3-11	2-7	1-4	0-0	0-0
vs. No. 5	3-13	1-8	2-6	0-0	0-0
vs. No. 6	5-7	3-4	1-4	1-0	1-0
vs. No. 7	3-13	2-5	0-6	1-2	1-1
vs. No. 8	5-10	3-4	1-6	1-0	1-0
vs. No. 9	7-11	4-3	1-6	1-1	1-1
vs. No. 10	4-10	0-4	1-5	3-1	3-1
vs. No. 11	4-7	1-2	1-4	2-1	2-1
vs. No. 12	5-6	2-2	2-4	1-0	1-0
vs. No. 13	5-7	2-2	2-3	1-2	1-1
vs. No. 14	2-12	1-7	1-5	0-0	0-0
vs. No. 15	4-6-2	3-5-1	0-1-1	1-0	1-0
vs. No. 16	5-5-2	4-0-1	1-4-1	0-1	0-0
vs. No. 17	9-5	6-2	1-1	2-2	2-2
vs. No. 18	7-7	4-3	3-4	0-0	0-0
vs. No. 19	7-3	2-1	3-2	2-0	2-0
vs. No. 20	4-7	3-4	1-3	0-0	0-0
vs. No. 21	2-1	2-1	0-0	0-0	0-0
vs. No. 22	2-4	2-2	0-2	0-0	0-0
vs. No. 23	3-1	1-0	2-0	0-1	0-1
vs. No. 24	0-0	0-0	0-0	0-0	0-0
vs. No. 25	2-4*	1-2	0-1	1-1	0-0

* One win vacated due to NCAA sanctions

ASSOCIATED PRESS TOP 25 POLL (WEEK 13)

Team (1st-place votes)	Record	Points	Trend
1. Georgia (62)	11-0	1550	-
2. Ohio State	10-1	1434	+3
3. Alabama	10-1	1423	-1
4. Cincinnati	11-0	1416	-1
5. Notre Dame	10-1	1262	+1
6. Michigan	10-1	1246	+2
7. Oklahoma State	10-1	1209	+2
8. Ole Miss	9-2	1060	+2
9. Baylor	9-2	1046	+2
10. Oklahoma	10-1	1001	+2
11. Oregon	9-2	849	-7
12. Michigan State	9-2	778	-5
13. BYU	9-2	771	+1
14. Texas A&M	8-3	628	+2
15. UTSA	11-0	583	-
16. Utah	8-3	561	+8
17. Iowa	9-2	538	+1
18. Wisconsin	8-3	517	+1
19. Houston	10-1	516	-2
20. Pittsburgh	9-2	445	-
21. Wake Forest	9-2	344	-8
22. San Diego State	10-1	273	+1
23. UL Lafayette	10-1	246	-1
24. NC State	8-3	141	+1
25. Arkansas	7-4	105	-4

Others receiving votes: *Clemson 101*, Mississippi State 44, Penn State 26, Appalachian State 24, Kentucky 10, Purdue 3

USA TODAY COACHES TOP 25 POLL (WEEK 13)

Team (1st-place votes)	Record	Points	Prev.
1. Georgia (62)	11-0	1550	-
2. Alabama	10-1	1450	-
3. Ohio State	10-1	1428	+1
4. Cincinnati	11-0	1388	-1
5. Notre Dame	10-1	1258	+1
6. Michigan	10-1	1250	+1
7. Oklahoma State	10-1	1210	+2
8. Ole Miss	9-2	1049	+2
9. Oklahoma	10-1	1010	+2
10. Baylor	9-2	977	+3
11. Oregon	9-2	864	-6
12. Iowa	9-2	722	+2
13. Michigan State	9-2	698	-5
14. Texas A&M	8-3	683	+2
15. BYU	9-2	675	-
16. Houston	10-1	572	+1
17. Pittsburgh	9-2	507	+2
18. Wisconsin	8-3	485	+2
19. Utah	8-3	478	+6
20. UTSA	11-0	475	-2
21. Wake Forest	9-2	404	-9
22. San Diego State	10-1	257	+1
23. UL Lafayette	10-1	236	-2
24. NC State	8-3	196	-
25. Kentucky	8-3	91	NR

Others receiving votes: Arkansas 67, *Clemson 56*, Mississippi State 42, Penn State 22, Appalachian State 20, Purdue 10, Air Force 9, Coastal Carolina 9, Oregon State 2

Georgia Tech opponents in italics

2021 ACC STANDINGS

Preseason					
Coastal	Poll	ACC	Pct.	Overall	Pct.
Pitt	4th	6-1	.857	9-2	.818
Miami (Fla.)	2nd	4-3	.571	6-5	.545
Virginia	5th	4-3	.571	6-5	.545
North Carolina	1st	3-4	.429	6-5	.545
Virginia Tech	3rd	3-4	.429	5-6	.455
Georgia Tech	6th	2-6	.250	3-8	.273
Duke	7th	0-7	.000	3-8	.273

Preseason					
Atlantic	Poll	ACC	Pct.	Overall	Pct.
Wake Forest	5th	6-1	.857	9-2	.818
Clemson	1st	6-2	.750	8-3	.727
NC State	2nd	5-2	.714	8-3	.727
Louisville	6th	4-4	.500	6-5	.545
Florida State	4th	4-4	.500	5-6	.455
Boston College	3rd	2-5	.286	6-5	.545
Syracuse	7th	2-5	.286	5-6	.455

OFFENSE

- For the majority of observers, the most noticeable change when head coach **Geoff Collins** took the reins at Georgia Tech prior to the 2019 season was the transition from the option-based offense that the Yellow Jackets ran under former head coach Paul Johnson for 11 seasons to a spread, pro-style offense.

- Leading the transition to Georgia Tech's spread, pro-style offense is offensive coordinator/quarterbacks coach **Dave Patenaude**. Patenaude also served as the offensive coordinator and quarterbacks coach under Collins for two seasons at Temple (2017-18). With Patenaude at the helm of Temple's offense, the Owls amassed two of the three highest single-season passing totals in school history (3,273 yards in 2017, 3,297 yards in 2018).

- Georgia Tech has totaled at least 400 yards of offense in 11-of-21 games dating back to the beginning of last season. Prior to the beginning of the 2020 season, the Jackets had gone 16 games without compiling 400 yards of total offense (dating back to Nov. 3, 2018).

MOST TOTAL OFFENSE IN A GAME (LAST 34 GAMES)

Total Yds.	Opponent	Date
1. 570	at Virginia	Oct. 23, 2021
2. 523	Duke	Nov. 28, 2020
3. 471	UCF	Sept. 19, 2020
4. 453	at Syracuse	Sept. 26, 2020
5. 450	Louisville	Oct. 9, 2020
6. 440	at Duke	Oct. 9, 2021
7. 438	at Florida State	Sept. 12, 2020
8. 432	Pitt	Oct. 2, 2021
9. 429	Northern Illinois	Sept. 4, 2021
10. 412	Kennesaw State	Sept. 11, 2021
412	at NC State	Dec. 5, 2020

- Georgia Tech was on its biggest offensive roll of the Collins era in October, when it averaged a whopping 6.9 yards per play over four games (Oct. 2 vs. Pitt, Oct. 9 at Duke, Oct. 23 at Virginia and Oct. 30 vs. Virginia Tech).

- In each of its first three games in October (Oct. 2 vs. Pitt, Oct. 9 at Duke and Oct. 23 at Virginia), Georgia Tech set a season high for total yardage, capped by a three-year-high 570 yards its 48-40 defeat at Virginia.

- Tech's 570 yards at Virginia were its most in three seasons under Collins and the Jackets' highest total since they had 602 yards in a 49-38 loss at USF on Sept. 8, 2018.

- In addition to the 570 yards of total offense (prev. season high: 440 at Duke, Oct. 9), Georgia Tech also set season highs with 7.3 yards per play (prev. 7.0 vs. Kennesaw State, Sept. 11), 7.9 yards per rush (prev.: 6.1 vs. North Carolina, Sept. 25) and 28 first downs (prev.: 25 vs. NIU) at UVA.

- The Yellow Jackets' 7.9 yards per carry at UVA was their highest yard-per-rush average in three seasons under Collins.

- Georgia Tech has rushed for at least 260 yards seven times under Collins (2019-pres.), including three times this season (271 vs. Northern Illinois, Sept. 4; 270 at Virginia, Oct. 23; 261 vs. North Carolina, Sept. 25).

- Since the beginning of the 2019 season, Tech's seven games with at least 260 rushing yards is tied for third-most in the ACC (Boston College - 8; North Carolina - 8; **Georgia Tech - 7**; Syracuse 7; Virginia Tech - 7).

- Georgia Tech has averaged at least 6.1 yards per rush five times since Collins took the helm, including three times this season (6.1 vs. North Carolina, Sept. 25; 7.9 at Virginia, Oct. 23; 6.1 vs. Virginia Tech, Oct. 30).

- Georgia Tech's 28 first downs at UVA were its most in three seasons under Collins and its most in a game since it had a school-record 35 at Virginia Tech on Oct. 25, 2018.

- Georgia Tech also set a season high with 27 pass completions against Virginia. The 27 completions are tied for Tech's most completions in a game since 2002.

- In all, 18 of the Yellow Jackets' 24 highest completion totals since the beginning of the 2002 season have come in their last 32 games.

MOST COMPLETIONS IN A GAME (SINCE 2002)

Completions	Opponent	Year	Result
1. 27	at Virginia	2021	L, 48-40
27	at Duke	2003	L, 41-17
3. 25	North Carolina	2005	W, 27-21
4. 24	Pitt	2020	L, 52-21
24	NC State	2003	W, 29-21
6. 23	at Florida State	2020	W, 16-13
7. 21	at Miami (Fla.)	2021	L, 33-30
8. 20	at Clemson	2021	L, 14-8
9. 19	Pitt	2020	L, 34-20
10. 18	Boston College	2021	L, 41-30
18	at Boston College	2020	L, 48-27
18	UCF	2020	L, 49-21
18	Middle Tennessee	2012	L, 49-28
14. 17	Kennesaw State	2021	W, 45-17
15. 15	Virginia Tech	2021	L, 26-17
15	Northern Ill.	2021	L, 22-21
15	Notre Dame	2020	L, 31-13
15	at Syracuse	2020	L, 37-20
15	at Virginia	2019	L, 33-28
15	at Duke	2019	L, 41-23
15	at Clemson	2013	L, 55-31
22. 14	at Temple	2019	L, 24-2
14	USF	2019	W, 14-10
14	Duke	2014	L, 31-25

- On Oct. 9 at Duke, Georgia Tech scored the game-winning touchdown on a 36-yard pass from **Jeff Sims** to **Adonias Sanders** with 51 seconds left in the game. It marked the first time that the Yellow Jackets scored a go-ahead, game-winning touchdown with less than a minute to go in regulation for the first time since Dedrick Mills' 4-yard touchdown run with 35 seconds left in a 17-14 win over Boston College on Sept. 3, 2016 in Dublin, Ireland.

- In the thrilling win at Duke, Tech got the ball back on its own 12 with 1:42 to go and no timeouts remaining, trailing 27-24. The Yellow Jackets needed only 51 seconds to march 88 yards in six plays for the winning score.

- On Oct. 2, Georgia Tech passed for 359 yards against Pitt, which was the Yellow Jackets' most passing yards in a game since they threw for 365 against Western Carolina on Sept. 1, 2011 and their most against an NCAA Division I FBS opponent since they had a school-record 486 passing yards at Virginia on Nov. 10, 2001.

- The Yellow Jackets' 359 passing yards against Pitt rank 10th in Georgia Tech history.

MOST PASSING YARDS IN A GAME (GT HISTORY)

Passing Yds.	Opponent	Date
1. 486	Virginia	Nov. 10, 2001
2. 454	Clemson	Oct. 28, 2000
3. 416	Duke	Oct. 31, 1987
4. 387	Maryland	Sept. 30, 1999
387	Florida State	Sept. 11, 1999
6. 373	The Citadel	Sept. 12, 1987
7. 371	Rice	Sept. 30, 1972
8. 365	Western Carolina	Sept. 1, 2011
9. 361	Navy	Nov. 17, 1979
10. 359	Pitt	Oct. 2, 2021

- Georgia Tech amassed 313 of its 394 total yards and scored 32 of its 45 points in the second half of its 45-22 victory over No. 21/20 North Carolina (Sept. 25).

- Tech's 17-play, 97-yard touchdown drive in the second quarter against Northern Illinois matched the 11th-longest scoring drive by yards in program history (longest since a 99-yard TD drive at Pitt on Sept. 15, 2018) and the 21st-longest scoring drive by plays in program history (longest since a 17-play field goal drive and 18-play TD drive vs. North Carolina on Sept. 30, 2017).

- After ranking 125th out of 127 teams nationally last season with 25 turnovers (2.5 per game), Georgia Tech has improved to 64th nationally with 15 turnovers through 11 games this season (1.4 per game).

- Since the beginning of last season, Georgia Tech has had an average of 1.3 turnovers per game in wins but has averaged 2.1 turnovers per game in losses.

QUARTERBACKS

- With 194 passing yards on on Nov. 6 at Miami (Fla.), Fr. QB **Jeff Sims** leapt to No. 9 all-time at Georgia Tech with 3,349 career passing yards.

- Sims began the day against Miami in 12th place on the Yellow Jackets' all-time passing list. He surpassed Donnie Davis (3,261 yards - 1992-95), Josh Nesbitt (3,276 yards - 2007-10) and Tevin Washington (3,312 yards - 2009-12) to move into the top 10.

- Sims needed just 17 career games to move into the top 10 in passing yards in Tech program history.

3,000 CAREER PASSING YARDS (GT HISTORY)

Player	Years	Yards
1. Joe Hamilton	1996-99	8,882
2. Shawn Jones	1989-92	8,441
3. Reggie Ball	2003-06	8,128
4. George Godsey	1998-01	6,137
5. Mike Kelley	1978-81	5,249
6. Justin Thomas	2013-16	4,754
7. John Dewberry	1983-85	4,193
8. Eddie McAshan	1970-72	4,080
9. Jeff Sims	2020-pres.	3,349
10. Tevin Washington	2009-12	3,312
11. Josh Nesbitt	2007-10	3,276
12. Donnie Davis	1992-95	3,261

- Sims has missed what has amounted to five full games this season due to injuries.

- Most recently, Sims has missed each of the past two games (Nov. 13 vs. Boston College and last Saturday at No. 6 Notre Dame) due to injuries sustained at Miami (Fla.) on Nov. 6.

- Earlier this season, Sims missed the equivalent of three games over the first four weeks of the year. After sustaining an injury in the first half of the season opener versus Northern Illinois (Sept. 4), Sims was out of action for the next two full games vs. Kennesaw State (Sept. 11) and at No. 6 Clemson (Sept. 18), and was not in the starting lineup when the Yellow Jackets hosted No. 21/20 North Carolina (Sept. 25).

- Sims returned to game action late in the first half versus UNC and in just over a half of play, accounted for 240 yards of total offense and four touchdowns to help lead Tech to a 45-22 win over the 21st-ranked Tar Heels.

- When Sims entered the game versus UNC, Tech trailed 7-6 with 3:23 to go in the first half. Sims led the Yellow Jackets to scores on six of their remaining seven possessions (five touchdowns and one field goal - kneel-downs at the end of each half notwithstanding).



OFFENSE

• Sims was especially impressive in the running game against North Carolina, amassing 128 yards and scoring three touchdowns (11, 1 and 50 yards) on just 10 carries (12.8 avg).

• In the passing game, Sims was an ultra-efficient 10-of-13 for 112 yards and a touchdown against the Tar Heels.

• Despite only playing a little more than a half against UNC, Sims set career highs for rushing yards (128), rushing touchdowns (3) and touchdowns responsible for (4).

• Sims' 174.68 pass-efficiency rating against North Carolina was the second-highest of his career, behind only the 183.41 rating he compiled in last season's 46-27 home win over Louisville.

• Sims' .769 completion percentage against UNC is tied for the 14th-best single-game completion percentage in Georgia Tech history (min. 10 attempts).

• Sims' .769 completion percentage against UNC was the highest by a Yellow Jacket (min. 10 attempts) since Joshua Nesbitt completed 78.6% of his passes (11-of-14) against Mississippi State on Oct. 3, 2009.

• Sims is one of only three NCAA Division I FBS student-athletes (and one of only two from a Power Five conference) to run for 100 yards, pass for 100 yards, score at least three rushing touchdowns and throw for at least one touchdown in a game this season.

**QBs WITH 100 RUSH YDS/100 PASS YDS/
3 RUSHING TDs/1 PASSING TD IN A GAME
(NCAA DIVISION I FBS, 2021)**

Player	Team	Rush Yds./TD	Pass Yds./TD	Opp.
Rocky Lombardi	N. Illinois	119/3/282/1		Maine
Jeff Sims	Georgia Tech	128/3/112/1	UNC	
Garrett Shrader	Syracuse	137/3/150/1		FSU
Garrett Shrader	Syracuse	174/3/236/2		VT

• In recognition of his performance versus North Carolina, Sims was named to both the Davey O'Brien Award Great 8 and Manning Award Stars of the Week lists. Both recognize the top eight performances by college quarterbacks each week.

• The O'Brien and Manning Award weekly honors were the second of Sims' career. He also earned both recognitions after leading Georgia Tech to a 16-13 win at Florida State in his first collegiate game on Sept. 12 of last season.

• Sims put together one of the most prolific passing performances in school history versus Pitt (Oct. 2), completing 24-of-33 passes for 359 yards and two touchdowns. His 24 completions and 359 passing yards were both career highs, while his .727 completion percentage and two touchdown passes both rank second in his collegiate career.

• Sims' 359 passing yards against Pitt were the eighth-most by an individual in Georgia Tech history, and the most by a Yellow Jacket since George Godsey threw for a school-record 486 yards against Virginia on Nov. 10, 2001.

MOST PASSING YARDS IN A GAME (GT HISTORY)

Player	Pass Yds.	Opponent	Date
1. George Godsey	486	Virginia	Nov. 11, 2001
2. George Godsey	454	Clemson	Oct. 28, 2000
3. Darrell Gast	416	Duke	Oct. 31, 1987
4. Joe Hamilton	387	Maryland	Sept. 30, 1999
Joe Hamilton	387	Florida State	Sept. 11, 1999
6. Eddie McAshan	371	Rice	Sept. 30, 1972
7. Michael Kelley	361	Navy	Nov. 17, 1979
8. Jeff Sims	359	Pitt	Oct. 2, 2021
9. George Godsey	354	Maryland	Nov. 18, 2000
10. Joe Hamilton	341	Georgia	Nov. 27, 1999

• Sims had the three-highest passing totals of his career in consecutive games last month — 359 vs. Pitt, 297 at Duke (Oct. 9) and 300 at Virginia (Oct. 23).

• Sims threw for a career-high-tying three touchdown passes twice in October (Oct. 9 at Duke and Oct. 23 at Virginia), giving him three three-TD games in his career (he also threw for three scores against Duke on Nov. 28 of last season).

• Sims is only the fourth Georgia Tech quarterback since 2000 to throw at least three touchdown passes in a game three times.

**MOST GAMES WITH AT LEAST 3 TD PASSES —
GEORGIA TECH (SINCE 2000)**

Player	Games	Years
1. George Godsey	5	1998-2001
2. Reggie Ball	4	2003-06
3. Jeff Sims	3	2020-pres.
2. Justin Thomas	3	2013-16

• On Oct. 23 at Virginia, Sims moved into Georgia Tech's all-time top 10 for single-game completions, as his 27 completions against UVA were the fifth-most in Tech history.

MOST COMPLETIONS IN A GAME (GT HISTORY)

Player	Pass Yds.	Opponent	Date
1. George Godsey	39	Virginia	Nov. 11, 2001
2. George Godsey	35	Clemson	Oct. 28, 2000
3. George Godsey	29	Virginia	Nov. 9, 2000
4. A.J. Suggs	28	Maryland	Oct. 17, 2002
5. Jeff Sims	27	Virginia	Oct. 23, 2021
Reggie Ball	27	Duke	Nov. 8, 2003
Michael Kelley	27	Georgia	Nov. 29, 1980
8. Three tied	26		

JEFF SIMS — GAME-BY-GAME

2020	Rush	Yds.	TD	C-A-I.	Yds.	TD	Off.
Florida State	13	64	0	23-34-2	277	1	341
UCF	16	82	1	18-36-2	244	1	326
Syracuse	8	41	1	13-28-4	174	1	215
Louisville	7	64	1	11-21-0	249	2	313
Clemson	13	-23	0	6-13-1	81	1	58
Boston College	12	47	1	12-18-1	171	2	218
Notre Dame	12	2	0	15-26-0	150	0	152
Duke	12	108	0	13-23-1	146	3	154
NC State	17	93	1	13-27-0	151	0	244
Pitt	10	14	1	17-31-2	238	2	252
Total	120	492	6	141-257-13	1,881	13	2,119

2021	Rush	Yds.	TD	C-A-I.	Yds.	TD	Off.
Northern Ill.	6	34	0	3-8-0	21	0	55
Kennesaw St.	—	—	—	—	—	—	—
Clemson	—	—	—	—	—	—	—
UNC	10	128	3	10-13-0	112	1	240
Pitt	10	38	0	24-33-2	359	2	397
Duke	12	55	1	12-25-2	297	3	352
Virginia	10	65	0	27-44-1	300	3	365
Virginia Tech	11	60	0	15-26-1	183	2	243
Miami	11	-8	0	21-38-1	194	1	186
Boston College	—	—	—	—	—	—	—
Notre Dame	—	—	—	—	—	—	—
Total	70	372	4	113-188-7	1,468	12	1,840
Career	190	864	10	254-445-20	3,349	25	4,213

• Sims would rank No. 1 nationally in yards per rush (6.3) and No. 7 in pass-efficiency rating (139.3) among all quarterbacks that are freshmen eligibility-wise in 2021 if he met the minimum playing time required to qualify for the official national rankings (due to injuries, he falls short of the requirement of playing in at least 75% of the team's games).

• Last season, Sims ranked sixth and eighth, respectively, among all freshmen nationally in 2020 in touchdown passes (13) and passing yards (1,881).

• Sims' 1,881 passing yards last season were the most by a Georgia Tech quarterback through just 10 games since George Godsey had 2,631 yards through 10 games in 2001.

• Since 2000, Sims, Godsey and A.J. Suggs are the only Tech QBs to throw for at least 1,800 yards through 10 games of a season (Sims: 1,881 - 2020; Suggs: 1,844 - 2002; Godsey: 2,684 - 2000 and 2,631 - 2001).

• In addition to leading Georgia Tech in all passing categories last season, Sims also led the Yellow Jackets in rushing yards (492) and rushing touchdowns (6).

• Sims had at least 240 passing yards and 60 rushing yards three times last season (Sept. 12 at Florida State, Sept. 19 vs. UCF and Oct. 9 vs. Louisville). It was an accomplishment that was only achieved 42 times in NCAA Division I FBS over the course of the 2020 season. Sims was one of only two players from a Power Five conference to do it three times, one of only 11 players to do it multiple times and the only true freshman that did it even once.

• Last season, Sims became only the third Yellow Jacket to ever be named ACC Rookie of the Week as many as three times and the fifth to earn the honor multiple times.

**GEORGIA TECH PLAYERS TO BE NAMED
ACC ROOKIE OF THE WEEK MULTIPLE TIMES**

No.	Player	Pos.	Year
5	Reggie Ball	QB	2003
4	Calvin Johnson	WR	2004
3	Jeff Sims	QB	2020
2	Tobias Oliver	QB	2018
2	Dedrick Mills	RB	2016

• Redshirt freshman **Jordan Yates** has made five starts in place of Sims this season.

• Georgia Tech is 2-3 in Yates' five starts.

• After Sims left the season opener versus Northern Illinois (Sept. 4) due to injury, Yates saw the first significant action of his collegiate career.

• Yates responded in a big way, completing 12-of-18 passes for 135 yards and a touchdown and running nine times for 27 yards and another score (all career highs) against NIU. He nearly led the Yellow Jackets to victory after entering the game facing a 14-0 deficit in the second quarter.

• Yates led Georgia Tech to three touchdowns in his eight possessions at the helm against NIU, including a 17-play, 97-yard touchdown drive in his first series behind center.

• Yates was even more impressive the following week in his first-career start versus Kennesaw State (Sept. 11), completing 17-of-23 passes (.739) without an interception for a career-high 254 yards and four touchdowns.

• Yates' four touchdown passes against KSU are tied for the third-most in Georgia Tech history and were the most by a Yellow Jacket since Justin Thomas also threw for four TDs against Georgia Southern on Sept. 13, 2014.

MOST TD PASSES IN A GAME (GT HISTORY)

Player	TD	Opponent	Year
1. Joe Hamilton	5	Clemson	1999
Eddie McAshan	5	Rice	1972
3. Jordan Yates*	4	Kennesaw State	2021
Justin Thomas	4	Georgia Southern	2014
12 others	4		

*most in first-career start

• Yates is one of only 18 Power Five conference quarterbacks to throw for at least 250 yards and four touchdowns while completing at least 70% of his passes in a game this season (those 18 QBs have combined to accomplish the feat a total of 28 times).

OFFENSE

250 PASS YDS/4 TD PASSES/70% COMPLETION PCT. (POWER FIVE - 2021)

Player	Team	Yds./TD/Pct.	Opp.	Date
Will Rogers	Mississippi St.	391/5/.824	Tenn. St.	11/20
C.J. Stroud	Ohio State	432/6/.914	Mich. St.	11/20
D. Thompson-Robinson	UCLA	349/4/.727	USC	11/20
Bryce Young	Alabama	559/5/.775	Arkansas	11/20
Emory Jones	Florida	464/6/.824	Samford	11/13
Will Rogers	Mississippi St.	415/6/.800	Auburn	11/13
Payton Thorne	Michigan St.	361/4/.733	Maryland	11/13
Bryce Young	Alabama	270/5/.913	N. Mexico St.	11/13
Will Rogers	Mississippi St.	417/4/.750	Arkansas	11/6
Caleb Williams	Oklahoma	402/6/.767	Texas Tech	10/30
Sam Hartman	Wake Forest	458/5/.793	Army	10/23
Caleb Williams	Oklahoma	295/4/.783	TCU	10/16
Bryce Young	Alabama	348/4/.714	Miss. St.	10/16
C.J. Stroud	Ohio State	406/5/.727	Maryland	10/9
C.J. Stroud	Ohio State	330/5/.739	Rutgers	10/2
Sean Clifford	Penn State	401/4/.731	Villanova	9/25
Kenny Pickett	Pitt	403/5/.857	New Hamp.	9/25
Casey Thompson	Texas	303/5/.783	Texas Tech	9/25
Bryce Young	Alabama	313/5/.909	So. Miss.	9/25
B. Armstrong	Virginia	554/4/.722	N. Carolina	9/18
Max Johnson	LSU	372/5/.743	C. Michigan	9/18
Kenny Pickett	Pitt	382/6/.742	W. Michigan	9/18
Tyler Shough	Texas Tech	399/4/.743	FIU	9/18
Jordan Yates	Ga. Tech	254/4/.739	Kenn. St.	9/11
B. Armstrong	Virginia	405/5/.750	Illinois	9/11
Stetson Bennett	Georgia	288/5/.833	UAB	9/11
Payton Thorne	Michigan St.	280/4/.714	Y'town St.	9/11
Jack Coan	Notre Dame	366/4/.743	Florida St.	9/5
Bryce Young	Alabama	344/4/.711	Miami (Fla.)	9/4

• Yates completed 20-of-34 passes (.588) for 203 yards in Georgia Tech's heartbreaking 14-8 defeat at No. 6 Clemson (Sept. 18). The 20 completions were a career high.

• Since the beginning of the 2019 season, Yates is on an elite list of 10 quarterbacks who have thrown for at least 200 yards while completing at least 58% of his passes against Clemson's vaunted defense. He is one of only four to accomplish the feat during the regular season.

200 PASS YDS/58% COMP. PCT. vs. CLEMSON (SINCE 2019)

Player	Team	Yds./Pct.	Date
Sam Hartman	Wake Forest	312/.628	11/20/2021
Kenny Pickett	Pitt	302/.641	10/23/2021
Devin Leary	NC State	238/.727	9/25/2021
Jordan Yates	Georgia Tech	203/.588	9/18/2021
Justin Fields	Ohio State	385/.786	1/1/2021+
Ian Book	Notre Dame	219/.714	12/19/2020^
Joe Burrow	LSU	463/.633	1/13/2020*
Justin Fields	Ohio State	320/.652	12/28/2019+
Bryce Perkins	Virginia	266/.628	12/7/2019^
Tua Tagovailoa	Alabama	295/.647	1/7/2019*

* College Football Playoff championship game
+ College Football Playoff semifinal
^ ACC championship game

• Over the last two games, Yates has set career highs for single-game rushing yards (47 vs. Boston College) and longest rush (54 at Notre Dame).

JORDAN YATES — GAME-BY-GAME

2019	Rush	Yds.	TD	C-A-I	Yds.	TD	Off.
Clemson				—	DID NOT PLAY	—	
USF				—	DID NOT PLAY	—	
The Citadel				—	DID NOT PLAY	—	
Temple				—	DID NOT PLAY	—	
North Carolina				—	DID NOT PLAY	—	
Duke				—	DID NOT PLAY	—	
Miami				—	DID NOT PLAY	—	
Pitt				—	DID NOT PLAY	—	
Virginia				—	DID NOT PLAY	—	
Virginia Tech	10	16	0	4-11-0	38	0	54
NC State				—	DID NOT PLAY	—	
Georgia	1	2	0	0-1-0	0	0	2
Total	11	18	0	4-12-0	38	0	56

2020	Rush	Yds.	TD	C-A-I	Yds.	TD	Off.
Florida State				—	DID NOT PLAY	—	
UCF				—	DID NOT PLAY	—	
Syracuse	2	-4	0	2-4-0	4	0	0
Louisville				—	DID NOT PLAY	—	
Clemson	2	-5	0	0-1-0	0	0	-5
Boston College				—	DID NOT PLAY	—	
Notre Dame				—	DID NOT PLAY	—	
Duke				—	DID NOT PLAY	—	
NC State				—	DID NOT PLAY	—	
Pitt	0	0	0	2-4-0	12	0	12
Total	2	-9	0	4-9-0	16	0	7

2021	Rush	Yds.	TD	C-A-I	Yds.	TD	Off.
Northern Ill.	9	27	1	12-18-0	135	1	162
Kennesaw St.	7	-8	0	17-23-0	254	4	246
Clemson	15	21	0	20-34-1	203	0	224
UNC	4	3	0	3-6-0	21	0	24
Pitt	0	0	0	0-0-0	0	0	0
Duke				—	DID NOT PLAY	—	
Virginia				—	DID NOT PLAY	—	
Virginia Tech				—	DID NOT PLAY	—	
Miami				—	DID NOT PLAY	—	
Boston College	12	47	1	17-28-1	126	1	173
Notre Dame	11	20	0	14-28-1	96	0	116
Total	58	110	2	83-137-3	835	6	945
Career	73	119	2	91-158-3	889	6	1,008

• Georgia Tech added another reserve quarterback in the offseason in **Trad Beatty**, a graduate transfer from Temple. Beatty, who was recruited to Temple by Collins in 2018, played in five games over three seasons with the Owls (2018-20), including starts versus Tulane and No. 18 SMU in 2020.

RUNNING BACKS

• Fr. RB **Jahmyr Gibbs** continues to cement himself as an all-America candidate and one of college football's most dynamic all-around ball-carriers.

• Gibbs leads the nation in all-purpose yardage at 163.8 yards per game (1,802 total).

ALL-PURPOSE YARDAGE LEADERS — 2021 (NCAA DIVISION I FBS)

Player	Pos.	Team	AP YPG
1. Jahmyr Gibbs	RB	Georgia Tech	163.8
2. Lew Nichols III	RB	Central Michigan	161.6
3. Deven Thompkins	WR	Utah State	160.6
4. Tyler Badie	RB	Missouri	156.8
5. Sean Tucker	RB	Syracuse	154.9

• Should he lead the nation in all-purpose yardage at the end of the season, Gibbs would become only Georgia Tech's third NCAA individual statistical champion since 2000, joining Justin Thomas (yards per completion - 17.9 - 2015) and Pressley Harvin III (punting - 48.0 avg. - 2020).

• With 1,802 all-purpose yards on the season, Gibbs needs just 78 yards against Georgia on Saturday to break Georgia Tech's 43-year-old record for all-purpose yards in a season, currently held by Eddie Lee Ivery, who amassed 1,879 yards in 1978. Gibbs currently stands fourth on Tech's all-time single-season all-purpose yardage list.

SINGLE-SEASON ALL-PURPOSE YARDAGE LEADERS (GT HISTORY)

Player	Year	Yards
1. Eddie Lee Ivery	1978	1,879
2. Jahmyr Gibbs	2021	1,802
3. Kelly Campbell	2000	1,777
4. Jonathan Dwyer	2008	1,775
5. Dez White	1998	1,655
6. Jerry Mays	1989	1,624
7. Dez White	1999	1,616
8. Tashard Choice	2006	1,571
9. Kerry Watkins	2002	1,570
Robert Lavette	1982	1,570

• Through 11 games this season, Gibbs leads Georgia Tech in rushing yards (745), kickoff return average (26.5 avg.) and all-purpose yards (1,802), and is second on the squad in receptions (35), receiving yards (474), and in yards per reception (13.5 avg. - min. 10 rec.).

• Since 2000, Gibbs is the only NCAA Division I FBS player that has amassed 700 rushing yards, 450 receiving yards and 550 kickoff return yards in his team's first 11 games of the season.

• The only other FBS player since 2000 that even had 700 rushing yards, 450 receiving yards and 450 kickoff return yards through his team's first 11 games was Utah State's Emmett White in 2000. Besides Gibbs, Penn State's Saquon Barkley has been the closest Power Five conference player to accomplishing the feat since 2000 with 1,057 rushing yards, 590 receiving yards and 423 kickoff return yards through 11 games in 2017.

• Last season, Gibbs became one of only seven Power Five conference players since 2000 with 450 rushing yards/300 receiving yards/200 kickoff return yards in his team's first eight games of a season, joining an exclusive list that includes Reggie Bush (USC - 2004), Marion Grice (Arizona State - 2013), Christian McCaffery (Stanford - 2015), Joe Mixon (Oklahoma - 2016), Barkley (Penn State - 2017) and Lynn Bowden, Jr. (Kentucky - 2019).

• Gibbs amassed at least 200 all-purpose yards in three-straight games from Oct. 30-Nov. 13, with 223 against Virginia Tech on Oct. 30 (113 rushing, 48 receiving, 62 kickoff return), a career-high 237 at Miami on Nov. 6 (67 rushing, 72 receiving, 98 kickoff return) and 223 on Nov. 13 versus Boston College (96 rushing, 29 receiving, 98 kickoff return).

JAHMYR GIBBS - GAME-BY-GAME

2020	Rush	Yds.	TD	Rec.	Yds.	TD	KR/Yds.	Purp.
FSU				—	DID NOT PLAY	—		
UCF	15	66	1	4	60	1	2/93	219
S'cuse	18	105	0	2	26	1	3/44	175
L'ville	13	61	1	2	60	1	0/0	121
Clemson 15	67	0	3	23	0	0/0	90	
BC	8	9	0	4	37	0	3/68	114
ND	14	61	0	5	49	0	0/0	110
Duke	6	91	2	4	48	0	0/0	139
NCSU				—	DID NOT PLAY	—		
Pitt				—	DID NOT PLAY	—		
Total	89	460	4	24	303	3	8/205	968

2021	Rush	Yds.	TD	Rec.	Yds.	TD	KR/Yds.	Purp.
NIU	20	99	0	3	17	0	3/62	178
KSU	9	56	0	2	44	0	1/42	142
Clemson 11	30	0	2	17	0	1/16	63	
UNC	13	64	1	2	16	0	0/0	80
Pitt	10	-10	0	6	125	0	3/82	197
Duke	14	40	0	3	82	1	3/59	181
UVA	13	132	1	4	24	0	0/0	155
VT	11	113	0	4	48	0	4/62	223
Miami	9	67	1	4	72	1	4/98	237
BC	19	96	1	5	29	0	1/98	223
ND	12	58	0	0	0	0	2/64	122
Total	141	745	4	35	474	2	22/583	1,802
Career	230	1,205	8	60	777	5	30/788	2,770

• Against Boston College (Nov. 13), Gibbs put together a historic performance with 96 rushing yards (including a 4-yard touchdown run), 29 receiving yards and 98 kickoff return yards (all of which came on a touchdown return on BC's first kickoff of the game). In the process, Gibbs became only the second NCAA Division I FBS player in the past two seasons and the first player from a Power Five conference since 2016 with 90 rushing yards, 25 receiving yards, 90 kickoff return yards and two touchdowns in a single game.



OFFENSE

90 RUSHING YDS/25 RECEIVING YDS/90 KICK RETURN YDS/2 TD IN A GAME — SINCE 2015 (NCAA DIVISION I FBS)

Player	Team	Opponent	Date
Jahmyr Gibbs	Georgia Tech	Boston Coll.	11/13/21
Sean Tyler	Western Mich.	Akron	11/9/21
Antonio Gibson	Memphis	SMU	11/2/19
Rashaad Penny	San Diego St.	Arizona St.	9/9/17
Devin Singletary	FAU	Middle Tenn.	11/26/16
Rodney Smith	Minnesota	Rutgers	10/22/16
Christian McCaffrey	Stanford	USC	12/5/15
Christian McCaffrey	Stanford	California	11/21/15
Tyler Ervin	San Jose St.	Oregon St.	9/19/15

• Gibbs had a play of 50 or more yards in six-straight games from Oct. 2-Nov. 13 (Oct. 2 vs. Pitt: 71-yard reception; Oct. 9 at Duke: 77-yard reception; Oct. 23 at Virginia - 71-yard rush at Virginia; Oct. 30 vs. Virginia Tech: 61-yard rush vs. Virginia Tech; Nov. 6 at Miami: 50-yard reception; Nov. 13 vs. Boston College: 98-yard kickoff return).

• Gibbs six plays of 50 yards or more is tied for third among all FBS players this season.

MOST TOTAL PLAYS OF 50+ YARDS — 2021 (NCAA DIVISION I FBS)

Player	Pos.	Team	Plays
1. Jameson Williams	WR	Alabama	9
2. Jacob Cowing	WR	UTEP	8
3. Jahmyr Gibbs	RB	Georgia Tech	6
Calvin Austin III	WR	Memphis	6
Keaton Mitchell	RB	East Carolina	6
Bryce Singleton	WR	FIU	6
Deven Thompson	WR	Utah State	6

• Gibbs is also tied for second nationally in plays of 60 yards or more (5) and 70 yards or more (4).

MOST TOTAL PLAYS OF 60+ YARDS — 2021 (NCAA DIVISION I FBS)

Player	Pos.	Team	Plays
1. Jameson Williams	WR	Alabama	7
2. Jahmyr Gibbs	RB	Georgia Tech	5
Keaton Mitchell	RB	East Carolina	5

MOST TOTAL PLAYS OF 70+ YARDS — 2021 (NCAA DIVISION I FBS)

Player	Pos.	Team	Plays
1. Jameson Williams	WR	Alabama	6
2. Jahmyr Gibbs	RB	Georgia Tech	4
Trayvon Rudolph	WR	Northern Illinois	4

• When just counting long plays from scrimmage (rushes and receptions), Gibbs is tied for third nationally in plays of 60 yards or more (4) and is tied for second nationally in plays of 70 yards or more (3).

MOST PLAYS FROM SCRIMMAGE OF 60+ YARDS — 2021 (NCAA DIVISION I FBS)

Player	Pos.	Team	Plays
1. Keaton Mitchell	RB	East Carolina	5
Jameson Williams	WR	Alabama	5
2. Jahmyr Gibbs	RB	Georgia Tech	4
Tyrese Chambers	WR	FIU	4
Samori Toure	WR	Nebraska	4

MOST PLAYS FROM SCRIMMAGE OF 70+ YARDS — 2021 (NCAA DIVISION I FBS)

Player	Pos.	Team	Plays
1. Jameson Williams	WR	Alabama	4
2. Jahmyr Gibbs	RB	Georgia Tech	3
Tyrell Robinson	RB	Army	3
Trayvon Rudolph	WR	Northern Illinois	3

• Gibbs is tied for second nationally with two 70-plus-yard receptions this season. He is the only running back in the nation with multiple 70-plus-yard receptions.

MOST 70+YARD RECEPTIONS — 2021 (NCAA DIVISION I FBS)

Player	Pos.	Team	Plays
1. Jameson Williams	WR	Alabama	4
2. Jahmyr Gibbs	RB	Georgia Tech	2
18 others tied			2

• Gibbs is also tied for third nationally with two 60-plus-yard runs this season.

MOST 60+YARD RUSHES — 2021 (NCAA DIVISION I FBS)

Player	Pos.	Team	Plays
1. Keaton Mitchell	RB	East Carolina	4
2. Lew Nicholls III	RB	Central Michigan	3
3. Jahmyr Gibbs	RB	Georgia Tech	2
26 others tied			2

• At Miami (Nov. 6), Gibbs posted at least 60 rushing yards, 60 receiving yards, one rushing touchdown and one receiving touchdown for the third time in his two collegiate seasons (prev.: Sept. 19, 2020 vs. UCF and Oct. 9, 2020 vs. Louisville). It is an accomplishment that has only achieved 23 times by NCAA Division I FBS players since the beginning of the 2020 season. Gibbs is the only player to do it three times and one of only four players to do it multiple times.

60 RUSHING YARDS, 60 RECEIVING YARDS, 1 RUSHING TOUCHDOWN, 1 RECEIVING TOUCHDOWN IN A GAME — 2020-21 (NCAA DIVISION I FBS)

Player	Team	Games
1. Jahmyr Gibbs	Georgia Tech	3
2. Travis Etienne	Clemson	2
Najee Harris	Alabama	2
Ronnie Rivers	Fresno State	2
5. 14 others		1

• Also at Miami, Gibbs recorded 60 rushing yards, 60 receiving yards and 90 kickoff return yards in a game for the second time in his career (prev.: Sept. 19, 2020 vs. UCF). It is an accomplishment that has only been accomplished 35 times by NCAA Division I FBS players since 2000. Gibbs joins Heisman Trophy winner Reggie Bush (USC - 2003-05) and Jason Chery (UL Lafayette - 2005-08) as the only FBS players since 2000 that have done it multiple times.

60 RUSHING YARDS, 60 RECEIVING YARDS, 90 KICKOFF RETURN YARDS IN A GAME — SINCE 2000 (NCAA DIVISION I FBS)

Player	Team	Games	Years
1. Jahmyr Gibbs	Georgia Tech	2	2020-pres.
2. Reggie Bush	USC	2	2003-05
Jason Chery	UL Lafayette	2	2005-08
4. 29 others		1	

• Gibbs is the first Yellow Jacket to score touchdowns via rush, reception and kickoff return over the course of his career since J.J. Green (2016-17) and the first to do it in a single season since Eddie Lee Ivery in 1977.

• Gibbs had back-to-back 100-yard rushing games last month against Virginia (career-high 132 yds. - Oct. 23) and against Virginia Tech (113 yds. - Oct. 30).

• Gibbs' 71-yard touchdown run early in the second half at Virginia was the longest rush by a Yellow Jacket since QB TaQuon Marshall had a 78-yard touchdown run at Virginia on Nov. 4, 2017 (r.-Jr. RB **Jordan Mason** matched the 71-yard run at Miami on Nov. 6).

• Two games prior to his career-high 132 rushing yards at Virginia, Gibbs had a career-high 125 receiving yards against Pitt (Oct. 2).

• Gibbs' 125 receiving yards against Pitt were the most by a Georgia Tech player since DeAndre Smelter's 132 yards against Wofford on Aug. 30, 2014 and the most by a Yellow Jacket against an NCAA Division I FBS opponent since Stephen Hill's 151 yards against North Carolina on Sept. 24, 2011.

• Gibbs' 125 receiving yards against Pitt were the most by a Georgia Tech running back in 51 years, since Steve Harkey's 132 yards against South Carolina on Sept. 12, 1970.

• The second head of Georgia Tech's multi-headed monster at running back is Jr. **Jordan Mason**. Mason ranks third on the squad with 380 rushing yards this season.

JORDAN MASON - GAME-BY-GAME

2018	Rush	Yds.	TD	Rec.	Yds.	TD	All-Purp.
Alcorn St.	11	85	1	0	0	0	85
USF	13	95	0	0	0	0	95
Pitt	10	94	0	1	2	0	96
Clemson	4	30	0	0	0	0	30
Bowling Green	7	61	2	0	0	0	61
Louisville	13	78	1	0	0	0	78
Duke	12	39	0	0	0	0	39
Virginia Tech	12	82	3	0	0	0	82
North Carolina	12	40	0	0	0	0	40
Miami (Fla.)	5	24	0	0	0	0	24
Virginia	3	9	0	0	0	0	9
Georgia	1	3	0	0	0	0	3
Minnesota	5	19	0	0	0	0	19
2018 Total	108	659	7	1	2	0	661

2019	Rush	Yds.	TD	Rec.	Yds.	TD	All-Purp.
Clemson	13	72	1	0	0	0	72
USF	20	99	1	3	15	0	114
The Citadel	11	78	2	1	11	0	89
Temple	5	8	0	2	17	0	25
North Carolina	8	62	1	0	0	0	62
Duke	18	106	0	1	2	0	108
Miami (Fla.)	20	141	1	0	0	0	141
Pitt	15	56	0	0	0	0	56
Virginia	19	94	1	0	0	0	94
Virginia Tech	5	5	0	0	0	0	5
NC State	22	141	0	0	0	0	141
Georgia	16	37	0	0	0	0	37
2019 Total	172	899	7	8	45	0	942

2020	Rush	Yds.	TD	Rec.	Yds.	TD	All-Purp.
Florida St.	14	55	1	1	18	0	73
UCF	— DID NOT PLAY —						
Syracuse	— DID NOT PLAY —						
Louisville	— DID NOT PLAY —						
Clemson	— DID NOT PLAY —						
Boston Col.	6	27	0	1	37	0	64
Notre Dame	7	25	1	1	-2	0	23
Duke	21	105	0	1	6	0	111
NC State	21	99	0	2	8	0	107
Pitt	13	41	0	1	5	0	46
2020 Total	82	352	2	7	72	0	424

2021	Rush	Yds.	TD	Rec.	Yds.	TD	Purp.
Northern Ill.	15	96	0	0	0	0	96
Kennesaw St.	6	11	0	1	6	0	17
Clemson	9	20	0	0	0	0	20
UNC	8	42	0	0	0	0	42
Pitt	2	2	0	1	2	0	4
Duke	5	9	0	0	0	0	9
Virginia	8	58	0	2	24	0	82
Virginia Tech	3	6	0	1	1	0	7
Miami	8	75	1	3	29	0	104
Boston Col.	5	42	0	0	0	0	42
Notre Dame	4	19	0	0	0	0	19
2021 Total	73	380	1	7	61	1	441
Career	435	2,290	17	22	178	1	2,468

• With 136 rushing yards over the past three games, Mason has moved from 15th to 11th on Georgia Tech's all-time rushing list with 2,290 career yards.

• He needs just 75 yards to climb into the top 10 among Tech's all-time leading rushers.

OFFENSE
2,000 CAREER RUSHING YARDS — GT HISTORY

Player	Years	Yards
1. Robert Lavette	1981-84	4,066
2. Jerry Mays	1985-89	3,699
3. Eddie Lee Ivery	1975-78	3,517
4. Tashard Choice	2005-07	3,365
5. P.J. Daniels	2002-05	3,346
6. Jonathan Dwyer	2007-09	3,226
7. Joshua Nesbitt	2007-10	2,806
8. Joe Burns	1998-01	2,634
9. Justin Thomas	2013-16	2,412
10. C.J. Williams	1994-96	2,365
11. Jordan Mason	2018-pres.	2,290
12. David Sims	1974-76	2,274
13. David Sims	2010-13	2,252
14. Tevin Washington	2009-12	2,225
15. TaQuon Marshall	2015-18	2,189
16. Zach Laskey	2011-14	2,033
17. William Bell	1989-93	2,026

• Mason's 96-yard rushing performance in the season opener against NIU marked the 10th time in his career that he has rushed for at least 94 yards in a game. In a bit of tough luck, he has only gone over the 100-yard mark four times in those 10 games, as he has finished with 94 yards twice, 95 once, 96 once and 99 twice.

• Since Mason made his collegiate debut in 2018, his six games with between 94-99 rushing yards are the most in all of NCAA Division I FBS.

GAMES WITH 94-99 RUSHING YDS. - FBS (SINCE 2018)

Player	Team	No.
Jordan Mason	Georgia Tech	6
Jerrion Ealy	Ole Miss	4
Zonovan Knight	NC State	4
Trey Ragas	La.-Lafayette	4
Stevie Scott	Indiana	4
9 tied		3

• In fact, since Mason's debut in 2018, no FBS player has rushed for between 90-99 yards more times than Mason's six (La.-Lafayette's Elijah Mitchell and Ole Miss' Jerrion Ealy have done it five times apiece).

• Rounding out perhaps the deepest stable of running backs in all of college football are sophomores **Dontae Smith** and **Jamious Griffin**.

• On just 57 carries this season, Smith has registered 319 yards (5.6 avg.) and four touchdowns.

• Smith's four touchdowns this season give him eight career touchdowns in just 110 carries (one TD every 13.8 carries).

• Smith is averaging a gaudy 6.2 yards per rush for his career (680 yards on 110 carries).

• Smith is currently leading Georgia Tech's running backs in yards per rush (5.6 avg.) for the second-straight season. He led the Yellow Jackets with a 6.9 yards-per-carry average in 2020 (min. 10 carries).

• Head coach **Geoff Collins** has dubbed the Yellow Jackets' top trio of running backs Thunder (Mason), Lightning (Gibbs) and Dynamite (Smith). Those three have combined for a whopping 2,595 all-purpose yards and 13 touchdowns in 11 games this season.

• Griffin has been limited to just three games due in 2021, but rushed for 229 yards last season (fourth on the team) and two touchdowns despite playing in only seven games.

WIDE RECEIVERS

• Jr. **Malachi Carter** and Sr. **Kyric McGowan** have been an impressive one-two punch at wide receiver for Georgia Tech this season.

• Carter leads Georgia Tech in receiving yards (489) and receptions (37), and is second on the team in yards per reception (13.2 - min. 10 receptions).

• Carter made one of college football's top catches of the season versus North Carolina (Sept. 25), when he leapt high over a UNC defensive back to haul in a fade pass in the end zone from QB Jeff Sims. Carter made the catch over the defender but, as the defender was riding him out-of-bounds, had the wherewithal to find the end zone with his toe as he fell to the ground for the acrobatic touchdown reception.

• Carter put up one of the best recent performances by a wide receiver by a Georgia Tech receiver in a season opener when he caught six passes for a career-high 92 yards and a touchdown against Northern Illinois (Sept. 4).

• Carter's 92 receiving yards against NIU were the most by a Georgia Tech wide receiver in a season opener since DeAndre Smelter had 132 yards in the 2014 opener against Wofford and the most by a Yellow Jacket wideout in a season opener against an NCAA Division I FBS opponent since Calvin Johnson had 111 yards against Notre Dame in 2006.

• McGowan, a graduate transfer from Northwestern, leads Georgia Tech with seven touchdown receptions in nine games this season (he missed the Oct. 2 game vs. Pitt due to injury).

• McGowan, a graduate transfer from Northwestern, leads Georgia Tech with seven touchdown receptions in 10 games this season (he missed the Oct. 2 game vs. Pitt due to injury).

• Despite missing a game, McGowan's seven touchdown catches are tied for sixth in the ACC and 40th nationally this season.

• McGowan's seven touchdown receptions are tied for seventh in Georgia Tech single-season history.

MOST TD RECEPTIONS IN A SEASON (GT HISTORY)

Player	No.	Year	
1. Calvin Johnson	15	2006	
2. Kelly Campbell	10	2000	
	Kelly Campbell	10	1999
4. Dez White	9	1998	
	Jimmy Robinson	9	1972
6. Buck Martin	8	1951	
7. Kyric McGowan	7	2021	
	Ahmarean Brown	7	2019
	DeAndre Smelter	7	2014
	Calvin Johnson	7	2004
	Harvey Middleton	7	1997
	Craig Baynham	7	1965

• McGowan has two games this season with multiple touchdown receptions (two apiece vs. Kennesaw State - Sept. 4 and at Virginia - Oct. 23). Since 2000, he is one of only eight Yellow Jackets to haul in multiple touchdown catches in more than one game.

MOST GAMES WITH AT MULTIPLE TD RECEPTIONS — GEORGIA TECH (SINCE 2000)

Player	Games	Years	
1. Calvin Johnson	8	2004-06	
2. Deandre Smelter	3	2013-14	
	Will Glover	3	2000-02
4. Kyric McGowan	2	2021	
	Clinton Lynch	2	2015-18
	Greg Smith	2	2006-08
	Kerry Watkins	2	2000-02
	Kelly Campbell	2	2000-01

• In addition to his seven touchdown catches, McGowan is tied for the team lead with 37 receptions and ranks third on the squad (second among wideouts) with 467 receiving yards this season. He ranks third on the team with 12.6 yards per reception (min. 10 receptions).

• McGowan became only the third Yellow Jacket with three touchdown catches in the first two games of a season since 2000, joining Stephen Hill (3 - 2011) and Calvin Johnson (3 - 2006; 3 - 2004).

• With 91 receiving yards and two touchdowns versus Kennesaw State (Sept. 11), McGowan became the first Yellow Jacket with at least 90 receiving yards and two touchdown catches in a game since Clinton Lynch versus Duke on Oct. 29, 2016.

• R-Jr. **Adonias Sanders** has become one of Georgia Tech's most reliable receivers with 63 receptions for 809 yards over the past 29 contests (beginning with the fifth game of the 2019 campaign vs. North Carolina). Prior to his current 29-game stretch, Sanders had just three receptions for 25 yards over the first two-plus seasons of his collegiate career.

• Sanders made one of the biggest catches by a Georgia Tech wideout in recent memory when he hauled in a 36-yard touchdown reception with 51 seconds remaining in the Yellow Jackets' 31-27 win at Duke (Oct. 9).

• Sanders was the hero of Tech's game-winning six-play, 88-yard touchdown drive in the waning minutes at Duke. In addition to his 36-yard touchdown catch, he also hauled in a 37-yard reception on the third play of the series. In all, he accounted for 73 of the Yellow Jackets' 88 yards on the game-winning drive.

• Sanders ranks second on the team with three touchdown catches this season and is fourth on the squad (third among wideouts) in receptions (29), receiving yards (362) and yards per reception (12.5 avg. - min. 10 receptions).

• Fr. **Nate McCollum** had a breakout performance against Pitt (Oct. 9) with three receptions for 49 yards and a touchdown, all career highs.

• Sanders and McCollum accounted for Georgia Tech's two touchdown receptions against Pitt. Sanders' 4-yard touchdown catch was his first of the season and second of his career, while McCollum's 44-yard score was the first of his career.

• True Fr. WR **Malik Rutherford** also had a breakout performance versus Pitt. The 5-9, 138-pounder hauled in the first five receptions of his career for 62 yards against the Panthers.

OFFENSE

TIGHT ENDS

- In 2019, Georgia Tech reintroduced the tight end position to its offense for the first time since 2007, as former head coach Paul Johnson's double-slot option-based offense did not utilize tight ends.

- The only tight end on Georgia Tech's roster that had any collegiate game experience at the position going into the 2019 season was **Tyler Davis**, a graduate transfer from UConn, who wound up catching 17 passes for 148 yards and a touchdown for Tech in '19.

- Davis went on to become the first Georgia Tech tight end selected in the NFL Draft in 28 years (since Tom Covington — San Francisco 49ers, 1992) when the Jacksonville Jaguars took him with their sixth-round pick (No. 206 overall) in the 2020 draft. No Tech tight end has ever been selected higher in the NFL Draft than Davis.

- Davis' departure left Tech with only two tight ends on its roster with any game experience at the position in 2020 — true sophomores **Dylan Deveney** and **Dylan Leonard**.

- For the second-straight season, the injury bug has bit Georgia Tech's tight ends corps in 2021. Most notably, Deveney, who missed four of the Yellow Jackets' first six games this season due to injury, underwent surgery during the Jackets' bye week and will miss the remainder of the campaign.

- Leonard has also missed a game due to injury (Tech's Oct. 9 win at Duke).

- Due in large part to the missed time for Deveney and Leonard, Tech's tight ends have combined for just 14 catches for 109 yards this season.

- Leonard has set career highs for receiving yards in back-to-back weeks with three catches for 21 yards vs. Boston College (Nov. 13) and two catches for 28 yards at No. 6 Notre Dame (last Saturday).

- One of the best stories on Georgia Tech's roster is Jr. TE **Jack Coco**, who lost 40 pounds in the 2020 offseason to transition from offensive line to tight end. Coco, who caught four passes for 22 yards while playing all 10 games last season, received a scholarship during the 2021 offseason.

- Coco made his first catch of the season versus Virginia Tech (Oct. 30), a four-yard gain.

OFFENSIVE LINE

- Georgia Tech's offensive line has paved the way for an offensive resurgence that has seen the Yellow Jackets post the 10 highest yardage totals of the **Geoff Collins** era over the past 18 games.

- The offensive linemen on Georgia Tech's 2021 roster have combined for a whopping 292 collegiate games played and 206 starts.

GEORGIA TECH OFFENSIVE LINE START CHART

	Career Games	Career Starts	2021 Starts	Consec. Starts
LT Devin Cochran ^	43	43	11	11
RG/RT Ryan Johnson*	57	40	11	21
RG Kenneth Kirby#	36	34	—	—
C/LG Kenny Cooper	45	27	4	—
RG/LG/C Mikey Minhan	30	27	11	25
RT Jordan Williams	19	16	7	3
C/LG/RG William Lay III	22	13	4	1
RT/LG Nick Pendley%	10	2	2	—
LG Paula Vaipulu	9	5	5	5
LG/RG Michael Maye	17	—	—	—
C Weston Franklin	4	—	—	—
OL Jakiah Leftwich&	1	—	—	—
TOTALS AT GT	184	116		
CAREER TOTALS	292	206		

* includes 36 games played and 19 starts at Tennessee (2017-19)

includes 34 games and 35 starts at Norfolk State (2017-19)

^ includes 32 games played and 32 starts at Vanderbilt (2016-19)

% includes six games played at Mississippi State (2019-20)

& made one appearance on special teams at No. 6 Notre Dame (11/20/21)

- The offensive front has paved the way for Georgia Tech to rush for 250-plus yards three times this season — 271 vs. Northern Illinois (Sept. 4), 261 vs. 21/20 North Carolina (Sept. 25) and 270 at Virginia (Oct. 23).

- Tech averaged better than five yards per carry four times this season — vs. NIU (5.3 avg.), vs. UNC (6.1 avg.), at UVA (7.9 avg.) and vs. Virginia Tech (6.9 avg. - Oct. 30).

- Perhaps no Georgia Tech position group has been besieged by injuries this season like the offensive line. While LT **Devin Cochran**, RG/RT **Ryan Johnson** and C **Mikey Minihan** have all made all 11 starts this season, the vast majority of the Yellow Jackets' top eight linemen coming into the season (a group that also includes RT **Jordan Williams**, LG **Kenny Cooper** and reserves **Nick Pendley**, **Kenneth Kirby** and **Paula Viapulu**) have missed time or played through significant injuries this season. Despite remaining in the starting lineup, Minihan has also missed significant snaps over the past three games, which has forced true freshman **Weston Franklin** into action at center.

- After Williams sustained an injury at Duke (Oct. 9), Johnson saw significant playing time at right tackle, including two starts (Oct. 23 at Virginia and Oct. 30 vs. Virginia Tech). Including his first three seasons at Tennessee (2017-19), right tackle became the sixth position that Johnson has played over the course of his collegiate career (all five offensive line positions plus tight end). He has made starts at four of the five OL positions (LG, C, RG and RT).

DEFENSE
TEAM

• Dubbed the "Minister of Mayhem," Georgia Tech head coach **Geoff Collins** has been known for putting together some of college football's top defenses over the past nine seasons — first as defensive coordinator at Mississippi State (2011-14) and Florida (2015-16), then as head coach at Temple (2017-18) and Georgia Tech.

- Over the past 10 seasons, Collins' defenses have:
 - ranked in top 20 nationally in total defense three times (twice in top 8)
 - ranked in top 25 in scoring defense four times (twice in top 12)
 - ranked in top 30 in passing defense five times (twice in top 13)
 - ranked in top 45 in pass efficiency defense seven times (four times in top 22)
 - ranked in top 35 in turnovers gained six times (twice in top 6)
 - ranked in top 15 in interceptions four times (twice in top 10)
 - ranked in top 25 in sacks four times (twice in top 15)

• For the first month of the season, Georgia Tech's defense was one of the top units in the country statistically, as it ranked in the top 35 nationally in seven different statistical categories through four games.

• However, the Yellow Jackets' defense has gone through perhaps the most challenging stretch in all of college football this season over the last eight games, highlighted by facing four teams that are currently ranked among the top 30 nationally in total offense — No. 11 North Carolina, No. 2 Pitt, No. 31 Duke, No. 5 Virginia and No. 28 Miami (Fla.).

• Additionally, during that same stretch, the Jackets have faced four quarterbacks that rank among the 20 nationally and five QBs that rank among the top 40 nationally in passing efficiency — No. 8 Kenny Pickett (Sr. - Pitt), No. 13 Tyler Van Dyke (So. - Miami), No. 17 Brennan Armstrong (Jr. - Virginia), No. 18 Sam Howell (Jr. - North Carolina) and No. 37 Jack Coan (Sr. - Notre Dame).

• Despite the challenges, Georgia Tech still ranks among the top 20 nationally this season in fumble recoveries (t-7th - 10), defensive touchdowns (t-19th - 2).

• Prior to ranking among the top 10 nationally in fumble recoveries this season, Collins' and Thacker's aggressive, attacking style of defense was also on display last season, when Georgia Tech finished among the national leaders in fumble recoveries (12 - No. 2 nationally) and turnovers gained (18 - No. 25 nationally) in 2020.

• Since the beginning of 2019 (Collins' first season at Georgia Tech), the Yellow Jackets' 30 fumble recoveries are tied for second nationally.

MOST FUMBLE RECOVERIES SINCE 2019 (FBS)

1. Notre Dame	35
2. Georgia Tech	30
UCF	30
Wake Forest	30
5. Illinois	29
Ohio State	29
6. Middle Tennessee State	28
Temple	28
Tulsa	28

• Additionally, Tech's 31 total takeaways since the beginning of last season (2020) are tied for 40th nationally.

• Since the beginning of last season, Georgia Tech has forced an average of 3.0 turnovers per game in wins but has averaged just 0.9 takeaways per game in losses.

• Yellow Jackets that record takeaways have the opportunity to sign the "Get The Ball Board" on Georgia Tech's sideline. Introduced by Collins when he was the defensive coordinator at Western Carolina in 2002, the "Get The Ball Board" has evolved from players simply adorning the board with their signatures to signing with their social media handles, an incentive that has become even more valuable with the dawn of name, image and likeness opportunities for student-athletes.

#GETTHEBALL — 2021 GEORGIA TECH TAKEAWAYS

Player (Twitter Handle)	Type	Opp.
1. Quez Jackson (@TheMenace_4)	FR	NIU
2. Jordan Domineck (@jdomineck16)	FR	KSU
3. Charlie Thomas (@L3G3ND_25)	INT	KSU
4. Charlie Thomas (@L3G3ND_25)	INT	KSU
5. Myles Sims (@simsmyles)	FR	CLEM
6. Quez Jackson (@TheMenace_4)	FR	UNC
7. Djimon Brooks (@djimoskie_69)	FR	UNC
8. Demetrius Knight II (@iam_the1knight)	FR	UNC
9. Juanyeh Thomas (@STG_Yeh1)	INT	Duke
10. Wesley Walker (@weswalkerr_)	FR	MIA
11. Myles Sims (@simsmyles)	FR	MIA
12. Jaylon King (@JaylonKing2)	FR	MIA
13. Jalen Huff (@JalenHuffDB)	FR	BC

• After going two-straight games without a takeaway against Virginia (Oct. 23) and Virginia Tech (Oct. 30), Georgia Tech matched a season high with three takeaways at Miami (Fla.) on Nov. 6.

• Additionally, while not officially a takeaway, Georgia Tech also intercepted Miami on a two-point conversion attempt on Nov. 6. The interception by Jr. DB **Juanyeh Thomas** was returned 100-plus yards for a rare defensive two-point conversion, which cut the Yellow Jackets' deficit to 33-30 in the fourth quarter.

• The defensive two-point conversion was Georgia Tech's first since Tech legend Ken Swilling became the first ACC player to score a defensive two-point conversion on a 99-yard interception return against Duke on Oct. 28, 1989.

• For the fourth-straight week, explosive plays were Tech's downfall on defense last Saturday at No. 6 Notre Dame, as the Fighting Irish gained 371 of their 514 yards on just 13 plays.

• ND averaged just 3.1 yards per play on its other 46 snaps.

• Against Boston College (Nov. 13), the Eagles gained 322 of their 505 yards on just 12 plays. BC averaged just 3.8 yards per play on its other 48 snaps (183 total yards).

• Against Miami (Nov. 6), the Hurricanes gained 356 of their 563 yards in just 13 plays. The Yellow Jackets allowed just 3.3 yards per play on Miami's other 63 snaps (207 total yards).

• Against Virginia Tech (Oct. 30), nearly half of the yards that Georgia Tech allowed (232-of-491) came on just six plays. On VT's other 72 snaps, Georgia Tech surrendered just 3.6 yards per play (259 total yards) while keeping the Hokies out of the end zone over the final three quarters of the game.

• Georgia Tech's defense stymied one of the nation's top offenses in a 45-22 win over No. 21/20 North Carolina (Sept. 25).

• Georgia Tech held North Carolina, which entered the game ranked sixth nationally in total offense, to 22 points and 369 total yards, nearly 21 points and 185 yards below their season averages of 42.7 points and 553.3 yards per game coming in.

• Georgia Tech recorded eight sacks in the win over North Carolina, its most in a game since it had eight at Duke on Nov. 10, 2007. Five of the Yellow Jackets' eight sacks came in the first half.

• Tech's eight sacks against UNC are tied for fifth in single-game program history.

MOST TEAM SACKS IN A GAME (GT HISTORY*)

	Sacks	Opponent	Date
1.	11	Maryland	Oct. 6, 1990
	11	Maryland	Oct. 9, 1993
3.	9	NC State	Sept. 14, 1985
	9	Notre Dame	Sept. 1, 2007
5.	8	North Carolina	Sept. 25, 2021
	8	Three additional times	

* GT official team sacks statistics date back to 1990

• Georgia Tech's defense also recorded 13 tackles for loss in the win over North Carolina, its most in a game since it had 14 against Gardner-Webb on Oct. 11, 2008, and its most against an ACC opponent since it had 14 against Clemson on Sept. 29, 2007. Ten of the Yellow Jackets' 13 tackles for loss came in the first half.

• Tech's 13 tackles for loss against UNC are tied for fifth in single-game program history.

MOST TEAM TACKLES FOR LOSS IN A GAME (GT HISTORY*)

	TFL	Opponent	Date
1.	19	Notre Dame	Sept. 1, 2007
2.	18	Auburn	Sept. 6, 2003
3.	17	Maryland	Nov. 22, 1997
	17	Clemson	Sept. 29, 2001
5.	16	NC State	Oct. 4, 2003
6.	15	Florida State	Dec. 1, 2001
	15	NC State	Nov. 6, 2004
8.	14	Navy	Sept. 16, 2000
	14	Clemson	Sept. 29, 2007
	14	Gardner-Webb	Oct. 11, 2008
11.	13	North Carolina	Sept. 25, 2021
	13	Four additional times	

* GT official team tackles for loss statistics date back to 1997

• The Yellow Jackets have recorded double-digit tackles for loss for twice this season — 13 vs. UNC and 10 vs. Kennesaw State (Sept. 11) — and fell just shy of double-figures with nine TFL at Duke (Oct. 9). Tech is 3-0 in those three games.

• For the season, Tech is averaging 5.4 tackles for loss per game (59 in 11 games), which is a marked improvement from the 4.2 that it averaged the season prior to Collins' arrival (2018), when the Jackets ranked 125th out of 129 NCAA Division I FBS teams with 4.2 TFL.

GEORGIA TECH TEAM TFL PER GAME

2018.....	4.2
2019.....	5.1
2020.....	6.2
2021.....	5.4

• North Carolina's 63 total rushing yards were the fewest allowed by Georgia Tech since 2018 and tied for the third-fewest that the Yellow Jackets have surrendered since 2014.

FEWEST RUSHING YARDS ALLOWED IN A GAME (SINCE 2014)

	Opp. Rush Yds.	Opponent	Date
1.	22	Virginia	Nov. 1, 2014
2.	37	Pitt	Sept. 23, 2017
3.	63	North Carolina	Sept. 25, 2021
	63	Bowling Green	Sept. 29, 2018

• Prior to the stellar defensive performance against North Carolina, Georgia Tech's defense also turned in a memorable performance when it limited No. 6 Clemson to 14 points and 284 yards of total offense in the narrow 14-8 defeat (Sept. 18).



DEFENSE

- Clemson's 14 points against Georgia Tech marked the first time that the Tigers scored fewer than 20 points in an ACC game since a 28-6 loss to Tech on Nov. 15, 2014.

- Clemson's 284 yards of total offense against Georgia Tech marked the first time that the Tigers were held to under 300 yards in an ACC game since they managed just 190 yards during the 28-6 loss to Tech in 2014.

- Georgia Tech limited Clemson to just 126 passing yards, marking the first time since 2018 (118 passing yards in ACC championship game vs. Pitt), the first time in a regular-season game since 2015 (97 passing yards vs. Notre Dame) and only the 15th time since 2000 that the Tigers were held to 130 passing yards or less in a game.

- Of the 16 times since 2000 that Clemson has had 130 passing yards or less, Georgia Tech has been the opponent four times (2006, 2009 ACC championship game, 2014).

- Georgia Tech's safety with seven seconds to go in the fourth quarter at Clemson was the Yellow Jackets' first safety since Sept. 29, 2019 at Temple.

- On Sept. 11, Georgia Tech limited Kennesaw State's high-powered option offense to just 272 total yards, including just 161 on the ground (3.7 avg.), well below the Owls' current season averages of 395.8 total yards per game, 275.5 rushing yards per game and 4.9 yards per rush (KSU is 10-1 on the season).

- The Yellow Jackets' stout defensive effort versus KSU was buoyed by their 10 tackles for loss, which at the time was the Jackets' most in a game since they also had 10 TFL versus Alabama A&M on Nov. 23, 2013.

- For much of the season opener against Northern Illinois (Sept. 4), Tech's defense turned in one of its best performances of the Collins' era. Most notably, at the time, NIU's 301 yards were the second-fewest that the Yellow Jackets have allowed in three seasons under Collins, behind only the 261 surrendered against USF on Sept. 7, 2019.

- Additionally, Tech did not allow NIU to pick up a first down on eight of its 12 defensive series. The eight defensive series without a surrendering a first down were the Yellow Jackets' most in a game since it held Virginia without a first down on eight different series on Nov. 4, 2017.

- Since the beginning of the 2019 season, Georgia Tech has held 13 opponents to 200 passing yards or less (169 vs. USF, Sept. 7, 2019; 30 vs. The Citadel, Sept. 14, 2019; 124 at Temple, Sept. 28, 2019; 176 at Duke, Oct. 12, 2019; 200 at Miami, Oct. 19, 2019; 198 at Florida State, Sept. 12, 2020; 194 at Syracuse, Sept. 26, 2020; 145 at Boston College, Oct. 24, 2020; 199 vs. Notre Dame, Oct. 31, 2020; 196 vs. Pitt, Dec. 10, 2020; 136 vs. Northern Illinois, Sept. 4, 2021; 111 vs. Kennesaw State, Sept. 11, 2021; 126 vs. No. 6 Clemson, Sept. 18, 2021).

- Tech's 13 games with opponents passing for 200 yards or less since 2019 are tied for 29th among all Power 5 conference teams and rank fifth in the ACC.

- Late last season, Georgia Tech also held consecutive opponents to less than 100 rushing yards (68 vs. Duke on Nov. 28 and 88 on Dec. 5 at NC State) for the first time since it limited Mercer and Vanderbilt to 85 yards on the ground apiece on Sept. 10 and 17, 2016.

- Prior to last season, Tech had not held NCAA Division I FBS opponents to less than 100 yards on the ground in consecutive games since 2013, when it achieved the feat against Virginia (68 yds. on Oct. 26) and Pitt (-5 yds. on Nov. 2).

INDIVIDUAL

- Georgia Tech linebackers Jr. **Quez Jackson** and r-Jr. **Ayinde Eley**, as well as Jr. DB **Juanyeh Thomas** all rank among the top 15 in the ACC in total tackles, with Jackson and Eley ranking in the top 35 nationally.

- Jackson is No. 2 in the ACC and 23rd nationally with 98 tackles in 11 games (8.9/gm). He is followed by Eley's 86 stops (8.6/gm - 4th in ACC, 34th nationally) and Thomas' 76 (6.9/gm - 13th in ACC).

- Additionally, Jr. LB **Charlie Thomas** has 66 tackles on the season, giving Georgia Tech four student-athletes with at least 65 tackles, which is tied for second-most among all Power Five conference teams.

TEAMS WITH 4 PLAYERS WITH 65+ TACKLES — POWER FIVE (2021)

Team	No. of Players
1. Michigan State	5
2. Georgia Tech	4
Ole Miss	4
Northwestern	4
Tennessee	4
Virginia Tech	4
7. Arkansas	3
Florida	3
Kansas	3
Kentucky	3
Nebraska	3
Virginia	3

- Jackson needs just two tackles on Saturday against Georgia to become the first Yellow Jacket since P.J. Davis in 2014 (119) to tally 100 tackles in a season.

- Jackson has recorded double-digit tackles five times this season (10 vs. Kennesaw State on Sept. 11, 10 vs. North Carolina on Sept. 25, 14 vs. Pitt on Oct. 9, 12 at Duke on Oct. 9 and 16 vs. Virginia Tech on Oct. 30) and seven times in the last 13 games, dating back to last season vs. Notre Dame (Oct. 31, 2020).

- In addition to ranking 23rd nationally in tackles (8.9 per game), Jackson is also tied for 18th nationally with two fumble recoveries this season.

- Eley, a graduate transfer from Maryland, has made an impressive debut in White and Gold, leading Georgia Tech in tackles four times this season — 11 vs. Northern Illinois (Sept. 4), 10 vs. Kennesaw State (Sept. 11), 14 at Duke (Oct. 9) and 16 vs. Virginia Tech (Oct. 30).

- Eley was named ACC Linebacker of the Week after recording a game-high 14 tackles, including 1.5 for loss and a half-sack, in the Yellow Jackets' 31-27 win at Duke (Oct. 9).

- Eley's 14 tackles at Duke were a then-career-high, topping the 12 he had vs. Rutgers while playing for Maryland in 2019 and 11 he had in his debut with the Yellow Jackets vs. Northern Illinois on Sept. 4.

- Eley, who made 11 starts over three seasons at Maryland, was an honorable mention all-Big Ten selection as a sophomore in 2019 after recording 79 tackles, four tackles for loss, a half-sack, two fumble recoveries, an interception and five passes defended in 11 games (nine starts).

- Eley was one of only three Power Five conference players to record at least 75 tackles, four TFL, two fumble recoveries and five passes defended in 2019, joining Miami's Shaq Quarterman and Utah's Terrell Burgess.

- Both Jackson and Eley recorded career highs with 16 tackles apiece against Virginia Tech (Oct. 30).

- Both Jackson's and Eley's previous career highs were 14 tackles (Jackson vs. Pitt, Oct. 2; Eley at Duke, Oct. 9).

- Of the 43 times an FBS player has recorded 16 tackles in a single game this season, Jackson and Eley are the only teammates from a Power Five conference team to accomplish the feat in the same game and one of only three pairs of teammates in all of Division I FBS to do so, joining Memphis' Xavier Cullens and J.J. Russell (Sept. 25 vs. Texas-San Antonio) and UNLV's Austin Ajiake and Jacoby Windmon (Oct. 16 vs. Utah State).

- Jackson and Eley are among only seven ACC student-athletes to record at least 14 tackles in a game this season and two of only three players that have accomplished the feat twice.

14+ TACKLES IN A GAME — ACC (2021)

Player	Team	Tackles	Opp.
Baylon Spector	Clemson	19	NC State
Ayinde Eley	Georgia Tech	16	VT
Quez Jackson	Georgia Tech	16	VT
Shaka Heyward	Duke	16	NC A&T
James Skalski	Clemson	16	Pitt
Nick Jackson	Virginia	16	BYU
Drake Thomas	NC State	15	Louisville
Ayinde Eley	Georgia Tech	14	Duke
Quez Jackson	Georgia Tech	14	Pitt
James Skalski	Clemson	14	Georgia

- Should Jackson notch two tackles and Eley get 14 on Saturday, they'll become the first set of Georgia Tech teammates to each record 100 tackles in a season since Keyaron Fox (155), Daryl Smith (128) and James Butler (119) all reached the century mark in 2003.

- On Nov. 6 at Miami, Juanyeh Thomas turned in a historic performance in which he tallied nine tackles, a sack, 1.5 tackles for loss, a forced fumble (which was returned for a Georgia Tech touchdown) and scored two points for the Yellow Jackets on a 100-plus-yard interception return of a Miami two-point-conversion attempt.

- In the process, Thomas became the first NCAA Division I FBS player since 2015 (New Mexico's Lee Crosby vs. New Mexico State) and the first ACC player since 2008 (Miami's Glenn Cook vs. Texas A&M) to record at least nine tackles, a sack, 1.5 tackles for loss and a forced fumble while also scoring points in a single game.

- Since 2000, Thomas is one of only four Power Five conference players and 13 FBS players overall to accomplish the 9 tackles/1.0 sack/1.5 TFL/1 FF/score pentafecta.

9 TACKLES/1.0 SACK/1.5 TFL/1 FORCED FUMBLE/ SCORE IN A GAME — SINCE 2000 (NCAA DIVISION I FBS)

Player	Team	Opponent	Date
Juanyeh Thomas	Georgia Tech	Miami (Fla.)	11/6/21
Lee Crosby	New Mexico	N.M. State	10/3/15
Xavier Cooper	Washington St.	Oregon	10/19/13
Desmond Bozeman	W. Mich.	UConn	9/22/12
Antonio Mitchum	La. Tech	Illinois	9/22/12
Ja'Gared Davis	SMU	S.F. Austin	9/8/12
Mario Harvey	Marshall	UAB	10/18/08
Glenn Cook	Miami (Fla.)	Texas A&M	9/20/08
Larry English	N. Illinois	Idaho	9/22/07
Greg Jackson	Memphis	Houston	11/18/06
Mike Alston	Toledo	Kansas	9/15/06
Anthony Germany	Tulsa	North Texas	9/17/05
Kevin Schimmelmann	Stanford	UC Davis	9/17/05

DEFENSE

- Thomas' forced fumble popped straight into the arms of DB **Jaylon King**, who returned it 40 yards for a touchdown that gave the Yellow Jackets their first lead of the game at 21-17 midway through the second quarter.

- The forced fumble was Thomas' first of the season and fourth of his career. It was his first since Dec. 10, 2020 vs. Pitt.

- Thomas' points came when he picked off Miami QB Tyler Van Dyke on a two-point conversion attempt and weaved his way 100-plus yards for a rare defensive two-point conversion that cut the Yellow Jackets' deficit to 33-30 in the fourth quarter.

- The defensive two-point conversion was Georgia Tech's first since Tech legend Ken Swilling became the first ACC player to score a defensive two-point conversion on a 99-yard interception return against Duke on Oct. 28, 1989.

- In recognition of his historic performance against Miami, Thomas was named the ACC Defensive Back of the Week for the second time in four games.

- Thomas was also named ACC DB of the Week following Georgia Tech's 31-27 win at Duke (Oct. 9), when he recorded a career-high 11 tackles and made the game-sealing interception with 15 seconds to go in the ballgame.

- Thomas is one of only two players to be named ACC DB of the Week twice this season, joining Wake Forest's Traveon Redd.

- Charlie Thomas (no relation to Juanyeh) has also been a force to be reckoned with throughout this season, particularly during Georgia Tech's three-game stretch that included games vs. Kennesaw State (Sept. 11), at No. 6 Clemson (Sept. 18) and vs. No. 21/20 North Carolina (Sept. 25).

- Against No. 21/20 UNC and its potent offense, Thomas recorded 2.5 sacks, 4.5 tackles for loss and eight total tackles, en route to being named ACC co-Linebacker of the Week.

- Thomas' 2.5 sacks and 4.5 tackles for loss were both career highs.

- Thomas is one of only three student-athletes from a Power 5 conference and five NCAA Division I FBS players overall with 2.5 sacks, 4.5 tackles for loss and eight total tackles in a game this season.

2.5 SACKS/4.5 TFL/8 TOTAL TACKLES IN A GAME NCAA DIVISION I FBS, 2021

Player	Team	Sacks/TFL/TT	Opp.
Blaze Alldredge	Missouri	3.5/6.0/10	Cent. Mich.
Felix Anudike	Kansas State	6.0/6.0/8	TCU
D'Marco Jackson	Appalachian St.	3.0/4.5/13	Elon
Javon Solomon	Troy	3.5/5.0/9	So. Miss
Charlie Thomas	Georgia Tech	2.5/4.5/8	UNC

- Thomas' 2.5 sacks/4.5 TFL/eight total tackles performance against UNC was also only the 11th by an ACC player since 2000.

2.5 SACKS/4.5 TFL/8 TOTAL TACKLES IN A GAME ACC (SINCE 2000)

Player	Team	Sacks/TFL/TT	Opp.	Year
Mario Williams	NCSU	3.5/5.5/11	So. Miss	2005
Mathias Kiwanuka	BC	3.5/5.5/12	NCSU	2005
Mario Williams	NCSU	4.0/5.0/8	Maryland	2005
Stephen Tulloch	NCSU	3.0/5.0/15	USF	2005
Kyle Wilber	WF	3.0/5.0/8	P'byterian	2010
Andre Branch	CLEM	4.0/60/11	VT	2011
Ejuan Price	Pitt	5.0/6.0/10	L'ville	2015
Clelin Ferrell	CLEM	3.5/5.5/9	S'cuse	2017
Gregory Rousseau	MIA	4.0/5.0/8	FSU	2019
Jaelan Phillips	MIA	2.5/4.5/8	VT	2020
Charlie Thomas	GT	2.5/4.5/8	UNC	2021

- On Sept. 18 at No. 6 Clemson, Thomas racked up a career-high 12 tackles (prev.: 9, 2X - last vs. USF, Sept. 7, 2019), which helped limit the Tigers to their lowest points (14) and yardage (284) totals in an ACC game since 2014.

- Thomas nearly matched his previous career high for tackles by halftime at Clemson, as he racked up eight stops in the first half alone.

- On Sept. 11 versus Kennesaw State, Thomas became the first Georgia Tech linebacker since at least 2000 with two interceptions in a single game.

- For the season, Thomas leads Georgia Tech in tackles for loss (10.0) and is tied for the team lead in sacks (3.0).

- Thomas is tied for 14th in the ACC with 0.91 TFL per game this season.

- R-So. DL **Jordan Domineck** went viral and was named ACC Defensive Lineman of the Week for the third time in his career following his performance against Kennesaw State (Sept. 11).

- Domineck's award came on the strength of him filling the stat sheet with five tackles, three tackles for loss, a sack, two forced fumbles and a 70-yard fumble return for a touchdown against KSU.

- Domineck became the first NCAA Division I FBS student-athlete since 2009 to record a sack, three tackles for loss, two forced fumbles and a fumble return for a touchdown in a single game, and only the third FBS player to accomplish the feat since 2000.

1 SACK, 3 TACKLES FOR LOSS, 2 FORCED FUMBLES, 1 FUMBLE RECOVERY FOR TD IN A GAME — NCAA DIVISION I FBS (SINCE 2000)

Player	Team	Opp.	Date
Jordan Domineck	Georgia Tech	Kennesaw St.	9/11/21
Akeem Ayers	UCLA	Arizona St.	11/21/09
Marcus Howard	Georgia	Hawai'i	1/1/08

- Domineck scoop-and-score came in the first quarter with Georgia Tech leading but Kennesaw State driving deep in Tech territory. Domineck forced a fumble on an attempted pitch by Kennesaw State QB Xavier Shepherd, picked up the loose ball and ran 70 yards for the score, dropping Shepherd with a vicious stiff arm along the way.

- Domineck's fumble return went viral on social media, sparked by an admiring mention on Twitter from Baltimore Ravens QB Lamar Jackson.

- Domineck's 70-yard fumble return was the third-longest official fumble return in Georgia Tech history, behind only Jr. DB **Zamari Walton's** 93-yard return for a touchdown last season versus Notre Dame (Oct. 31, 2020) and a 90-yard return by Kofi Smith vs. Wake Forest on Nov. 21, 1998 (*note: fumble returns became an official NCAA stat in 1992*).

- Domineck picked up third forced fumble of the season in the 45-22 win over No. 21/20 North Carolina (Sept. 25).

- For the season, Domineck ranks second in the ACC and is tied for 21st nationally in forced fumbles (0.27/gm).

- Last season, Domineck's three forced fumbles (.38/gm) ranked third in the ACC and 16th nationally, while his two fumble recoveries were tied for third in the ACC and 12th nationally with teammate **Tre Swilling**.

- On Nov. 13 vs. Boston College. Fr. DB **Jalen Huff** single-handedly accounted for the Yellow Jackets' lone takeaway of the game when he forced and recovered a fumble that thwarted a BC drive in the red zone and led directly to a Georgia Tech touchdown, good for a potential swing of 14 points.

- The forced fumble and fumble recovery against BC were both career firsts for Huff.

- R-Fr. DB **Wesley Walker** forced a fumble, then recovered a fumble on consecutive defensive series in the first quarter at Miami (Nov. 6.). The forced fumble and fumble recovery were both career firsts for Walker.

- R-So. DB **Myles Sims** recovered the fumble forced by Walker at Miami. It was Sims' second fumble recovery of his career and the season (prev.: Sept. 18 at Clemson).

- Sims' two fumble recoveries this season are tied for third in the ACC and are 18th nationally nationally.

- R-So. DB **Jaylon King's** 40-yard fumble return for a touchdown in the second quarter at Miami (Fla.) was the first fumble recovery and touchdown of his career.

- Fr. DEs **Kyle Kennard** and **Jared Ivey** teamed up to combine for 3.0 sacks and 4.0 tackles for loss in Georgia Tech's win over North Carolina (Sept. 25).

- Kennard set career highs with 2.0 sacks and 3.0 tackles for loss against UNC.

- Ivey registered the first sack and forced fumble of his career in the win over UNC.

- Despite missing last Saturday's game at No. 6 Notre Dame due to injury, Ivey is tied for the team lead in sacks (3.0) and ranks second on the squad in tackles for loss (6.0).

- In his sixth season with the Yellow Jackets, r-Sr. DT **Djimon Brooks** recorded his first-ever forced fumble and only the second fumble recovery of his career against North Carolina.

GEORGIA TECH COACHES ON GAMEDAY

ON THE FIELD

Head Coach:

Geoff Collins — Third season (Western Carolina, 1994)

Asst. Head Coach/Run Game Coordinator/Offensive Line:

Brent Key — Third season (Georgia Tech, 2001)

Offensive Coordinator/Quarterbacks:

Dave Patenaude — Third season (Central Connecticut State, 1990)

Defensive Coordinator/Linebackers:

Andrew Thacker — Third season (Furman, 2007)

Running Backs:

Tashard Choice — Third season (Georgia Tech, 2007)

Defensive Ends/Outside Linebackers:

Marco Coleman — Third season (Flagler, 2015)

Defensive Line:

Larry Knight — Third season (Central Michigan, 2010)

Cornerbacks/Defensive Special Teams Coordinator:

Jeff Popovich — Third season (Miami (Fla.), 2000)

IN THE BOOTH

Co-Defensive Coordinator/Safeties:

Nathan Burton — Third season (Georgia Tech, 2005)

Wide Receivers:

Kerry Dixon — Third season (Hampton, 2004)

Tight Ends/Tackles/Offensive Special Teams Coordinator:

Chris Wiesehan — Third season (Wabash, 1994)

SPECIAL TEAMS

• In addition to bursting on the scene as one of college football's most dynamic running backs, **Jahmyr Gibbs** has also established himself as one of the nation's top kickoff returners.

• Despite teams consistently kicking away from him, particularly after his 98-yard return for a touchdown versus Boston College (Nov. 13), Gibbs ranks second the ACC and 14th nationally in kickoff returns with 26.5-yard average.

• Against BC, Gibbs returned the first kickoff that Georgia Tech received (following Boston College touchdown on game's opening series) 98 yards for a touchdown.

• It was the first-career kickoff return for a touchdown of Gibbs' career (prev. long: 75 yards vs. UCF, Sept. 19, 2020).

• The kickoff return for a touchdown was the first by a Yellow Jacket since **Juaneyh Thomas'** 100-yard return for a score at Georgia on Nov. 24, 2018.

• Gibbs' 98-yard kickoff return was the sixth-longest in Georgia Tech history.

LONGEST KICKOFF RETURNS (GT HISTORY)

Player	Yds.	Opponent	Date
1. Juaneyh Thomas	100	Georgia	Nov. 24, 2018
Jamal Golden	100	N. Carolina	Nov. 10, 2012
Dez White	100	Maryland	Oct. 31, 1998
Drew Hill	100	Georgia	Dec. 2, 1978
5. Gary Lee	99	NC State	Oct. 11, 1986
6. Jahmyr Gibbs	98	Boston Coll.	Nov. 13, 2021
Jamal Golden	97	BYU	Oct. 27, 2012
Drew Hill	97	Auburn	Oct. 21, 1978
Eddie Lee Ivery	97	Notre Dame	Nov. 5, 1977

• Last season, Gibbs averaged 25.6 yards per kickoff return, which would have ranked second in the ACC and 23rd nationally if he qualified for the official statistical rankings (with eight returns, he fell just two returns short).

• In kickoff coverage, Georgia Tech is allowing just 19.2 yards per kickoff return this season. The 19.2-yards-allowed average in kickoff coverage continues an upward trajectory since the Jackets ranked 126th out of 129 NCAA Division I FBS teams after allowing 26.3 yards per return in 2018, the season before Collins' arrival on The Flats.

GEORGIA TECH KICKOFF RETURN COVERAGE

2018.....	26.3 ypr
2019.....	20.9 ypr
2020.....	20.8 ypr
2021.....	19.2 ypr

• Georgia Tech has rarely needed to cover a kickoff in 2021, as Fr. PK **Gavin Stewart** has put 35 of his 51 kickoffs this season into the end zone for touchbacks, while nine others have been fair-caught and only seven have been returned.

• On the strength of three outstanding fourth-quarter kickoffs in Georgia Tech's 48-40 loss at Virginia (Oct. 23) – including two successful onside kicks in the final 80 seconds of the game – Georgia Tech Fr. PK **Jude Kelley** was named the ACC Specialist of the Week.

• Kelley perfectly executed a pair of onside kicks – one with 1:16 remaining in the game and one with 20 seconds to go – that helped the Yellow Jackets nearly erase a 21-point deficit in the final four minutes of their 48-40 defeat at UVA.

• Thanks in large part to the successful onside kicks, which were recovered by **Malachi Carter** and **Juaneyh Thomas**, respectively, Tech was able to rally from a 48-27 deficit with 3:50 remaining in the game to cut it 48-40 and had the ball at the UVA 31 yard line as time expired.

• Earlier in the fourth quarter at Virginia, Kelley also executed a perfectly placed sky kick that pinned UVA at its own 4 yard line.

• Kelley and the Yellow Jackets also pulled off a perfectly executed onside kick in the fourth quarter of its upset bid at No. 6 Clemson (Sept. 18). With the Yellow Jackets trailing 14-6 with 1:19 to go in the ballgame, Kelley's onside kick was recovered by Carter to give the Jackets possession with an opportunity to tie the game (Tech drove 51 yards in 1:04 after recovering the onside kick, but its potential game-tying drive stalled at the 1 yard line with 15 seconds left on the clock).

• Kelley is an astounding 5-for-5 for his career and 3-for-3 this season on onside kick attempts.

• As a team, Georgia Tech has had six successful onside kicks in its last 21 games. The Yellow Jackets also recovered onside kicks by Kelley last season against Notre Dame (Oct. 31, 2020) and Boston College (Oct. 24, 2020) and one by former GT PK Brenton King in the 2019 season finale versus Georgia (Nov. 30, 2019).

• R-Sr. PK **Brent Cimaglia**, a graduate transfer from Tennessee, has gone from being one of the top kickers in the SEC to one of the top kickers in the ACC.

• After missing both of his attempts in the season opener versus Northern Illinois (Sept. 4), Cimaglia has split the uprights on 11 of his last 13 field-goal tries.

• Cimaglia is a perfect 11-for-11 on field-goal attempts from inside 40 yards this season.

• Last year, Georgia Tech was just 3-for-8 for the season on field-goal attempts.

• Just 11 games into his American football career, Fr. P **David Shanahan** is averaging a solid 41.1 yards per punt over 54 attempts.

• Shanahan launched a 71-yard punt at Duke (Oct. 9), which is tied for the eighth-longest punt in Georgia Tech history and is the longest by a Yellow Jacket since Ray Guy Award winner Durant Brooks booted a 77-yarder against North Carolina on Nov. 17, 2007.

LONGEST PUNTS - GT HISTORY

Player	Yds.	Opponent	Year
1. Dave Davis	80	Army	1952
Mike Kelley	80	Alabama	1979
3. Ben Arndt	78	Miami (Fla.)	2005
4. Durant Brooks	77	North Carolina	2007
Rodney Williams	77	Virginia	1996
Gerald Burch	77	Clemson	1958
7. Joe Delany	72	Tennessee	1958
8. David Shanahan	71	Duke	2021
Chris Morehouse	71	Georgia	2001
10. Pressley Harvin III	70	UCF	2020
3 more tied			

• Shanahan averaged a whopping 52.7 yards per punt in his debut against Northern Illinois (Sept. 4). The 52.7-yard average spanned three punts and included a 63-yarder.

• Shanahan's 52.7-yard average vs. NIU is tied for the seventh-best single-game punting average in Georgia Tech history.

SINGLE-GAME PUNTING AVERAGE - GT HISTORY (MIN. 2 PUNTS)

Player	Avg.	Opponent	Year
1. Michael Kelley	65.5	Alabama	1979
2. Durant Brooks	60.0	North Carolina	2007
3. Dan Dyke	55.5	Clemson	2001
4. Rodney Williams	55.0	Boston College	1997
5. Dan Dyke	54.5	Duke	1999
Rodney Williams	54.5	Duke	1997
7. David Shanahan	52.7	Northern Ill.	2021
Rodney Williams	52.7	NC State	1997
9. Sean Pool	52.5	Duke	2011
10. Ryan Rodwell	52.2	Virginia	2016
10. Ryan Rodwell	52.2	Virginia	2016

• Georgia Tech r-Sr. PR **Azende Rey's** 35-yard punt return, which set up a Georgia Tech field goal in the second quarter of its 31-27 win at Duke (Oct. 9), was the longest punt return by a Yellow Jacket since Jamal Golden had a 44-yard return versus Tulane on Sept. 12, 2015.

• Head coach **Geoff Collins** states repeatedly that special teams are the No. 1 priority within Georgia Tech's program, a philosophy that is highlighted by the fact that a student-athlete cannot earn playing time on offense or defense if they aren't able to contribute on special teams.

• The emphasis on special teams has paid dividends since his arrival in 2019, most notably in blocked kicks.

• Georgia Tech has blocked four kicks in the last 27 games.

• Prior to blocking four kicks in the past 27 games, Georgia Tech had gone 21 games between block kicks.

• Georgia Tech has blocked 23 kicks since the beginning of the 2013 season, which is tied for the eighth-most by an NCAA Division I FBS team during that span.

• The nation's most blocked kicks over the past nine seasons (since 2013) belong to Temple (31). Six of those came in the last two seasons of Collins' tenure as the Owls' head coach (2017-18). Temple blocked five kicks in 2018 alone, which was good for a tie for fifth nationally.

MOST BLOCKED KICKS SINCE 2013 (FBS)

Temple	31
North Texas	27
Air Force	26
Texas A&M	26
BYU	25
Oklahoma State	25
USC	24
Georgia Tech	23
Arkansas State	23
Northern Illinois	23
Indiana	23
Rutgers	22
Virginia Tech	20

MISCELLANEOUS

• Two of Georgia Tech's biggest focuses throughout the off-season were to improve its turnover margin and cut down its penalties from a year ago. Through 11 games, they remain improved in both areas.

• Through 11 games this season, Georgia Tech ranks fourth in the ACC and 58th nationally with 571 penalty yards (51.9 per game). The Jackets have committed a total of 68 penalties through 11 contests (6.2/gm — good for fourth in the ACC).

• Last season, Tech was 14th in the ACC and ranked 119th out of 127 NCAA Division I FBS teams in penalty yardage per game (74.9 ypg).

• While still a huge improvement over a year ago, Georgia Tech's ability to stay away from penalty flags has slipped during its current four-game losing streak. Through six games this season, Tech ranked 17th nationally at just 41.3 penalty yards per game. Over the past four games, the Jackets have averaged 64.6 penalty yards per game.

• Tech also currently ranks 86th nationally in turnover margin at minus-2 (-0.18/gm). The Yellow Jackets have 13 takeaways (83rd nationally) and 15 giveaways (64th nationally) through 11 games.

• Last season, Tech ranked 111th out of 127 NCAA Division I FBS teams in turnover margin at minus-seven (-.70/gm).

GT IN NCAA DIVISION I FBS PENALTY YARDS/TURNOVER MARGIN RANKINGS — 2020-2021

Category	Penalty Yds.	Rank	TO Margin	Rank
2020	74.9/gm	119th	-0.70/gm	111th
2021	51.9/gm	59th	-0.18/gm	86th

• Despite the negative turnover margin, Georgia Tech is outscoring its opponents, 55-40, in points off turnovers this season.

• As is often the case, turnover margin has been a strong indicator of whether Georgia Tech wins or loses since the beginning of last season. In their six wins since the beginning of the 2020 campaign, the Yellow Jackets have won the turnover battle in five of six games and are plus-10 overall in turnover margin. On the flip side, Tech has lost the turnover battle in 14 of its 15 defeats since the beginning of last season and is minus-20 overall in turnover margin in those 15 losses.

• Georgia Tech outgained each of its first four opponents this season (429-301 vs. Northern Illinois on Sept. 4; 412-272 vs. Kennesaw State on Sept. 11; 298-284 at No. 6 Clemson on Sept. 18; and 394-369 vs. No. 21/20 North Carolina).

• Tech outgained Clemson this season for the first time since the Yellow Jackets had a 353-190 advantage in total yards during a 28-6 victory over the Tigers on Nov. 15, 2014. In the previous six meetings (2015-20), Clemson had outgained Georgia Tech by an average of 532-214.

• Georgia Tech outgained each of its first two opponents of the season by at least 100 yards (182 yds. vs NIU, 140 yds. vs. KSU), which marked the first time since since 2018 that Tech outgained consecutive opponents by 100-plus yards since 2018 (465-323 at Virginia Tech on Oct. 25, 565-374 at North Carolina on Nov. 3).

• Prior to the first two games of this season, Georgia Tech had only outgained an opponent by 100-plus yards twice in the past two seasons (the Yellow Jackets had yardage advantages of 438-307 at Florida State on Sept. 12, 2020 and 523-382 vs. Duke on Nov. 28, 2020).

• Georgia Tech had 10 more first downs than Northern Illinois in the season opener (25-15), which tied for Tech's largest advantage in first downs in three seasons under head coach **Geoff Collins** (the Yellow Jackets also had 10 more first downs than USF — 21-11 — in a 14-10 win on Sept. 7, 2019).

• Despite returning 17 student-athletes that started at least half of last year's games on offense or defense, Tech remains one of major college football's youngest teams.

• Two years after having just eight seniors on its roster (which was the second-fewest in NCAA Division I FBS in 2019), Tech has just 13 seniors on its 2021 roster, which is the fourth-fewest in the nation among Power Five conference teams and tied for the eighth-fewest among all FBS teams (credit: Old Dominion athletics).

FEWEST SENIORS — POWER FIVE (2021)

Colorado	6
Oregon	7
Utah	11
Georgia Tech	13

• On the flip side, a whopping 75 of the 124 student-athletes on Georgia Tech's 2021 roster are freshmen eligibility-wise.

GEORGIA TECH ROSTER BY CLASS

Class	No. on roster	No. on this week's ATL
Freshmen	75	29
Sophomores	22	15
Juniors	14	14
Seniors	13	8

• One of the nation's youngest rosters faces one of the nation's toughest schedules in 2021. Most notably, Tech was the only team in the nation that had four of the AP's preseason top 10 teams and five of the top 15 on its schedule (Clemson, UGA, ND, UNC and Miami).

• Pundits and ratings systems were unanimous in ranking Georgia Tech's schedule among the three toughest in the nation.

GT IN 2021 TOUGHEST SCHEDULE RANKINGS

ESPN Football Power Index (FPI)	2
USA Today	2*
FBSchedules.com	3
Phil Steele	3
Yardbarker	3

* ranked non-conference schedules only

• The preseason prognostications about the difficulty of Georgia Tech schedule have proven to be true. The Yellow Jackets' official NCAA strength of schedule is tied for third nationally based on all opponents' winning percentage (.661).

OFFICIAL NCAA STRENGTH OF SCHEDULE RANKINGS — CUMULATIVE OPPOSITION (2021)

1. Indiana	.678
Boise State	.678
3. Georgia Tech	.661
Navy	.661
5. Nebraska	.653
6. Penn State	.642
7. Auburn	.639
8. UNLV	.633
9. Wisconsin	.628
10. LSU	.628

• Since the NCAA began officially tallying toughest schedule rankings in 2013, Clemson is the only ACC program that has faced a tougher schedule than Georgia Tech's slate this season. Clemson's opponents' winning percentage was .677 in 2016 and .678 in 2018.

• Georgia Tech's 12 opponents have combined to lose just 41 games (3.4 losses/opponent), including a 58-30 combined record for the eight teams that the Yellow Jackets have lost to (Northern Illinois, Clemson, Pitt, Virginia, Virginia Tech, Miami, Boston College and Notre Dame).

• As part of Georgia Tech athletics' ongoing partnership with Children's Healthcare of Atlanta, the organizations have teamed up once again to have the Yellow Jackets' success on "Money Down" — head coach **Geoff Collins'** term for third and fourth downs — benefit Children's this season.

• Fans are encouraged to make pledges to Children's based on the Jackets' success on "Money Down." To lead the way, Collins' has pledged for the second-straight year to donate \$10 to Children's for every "Money Down" stop that the Yellow Jackets make on defense and each "Money Down" that the Jackets convert into a first down on offense this season.

• So far, Collins' 2021 pledge stands at \$1,500, thanks to the Yellow Jackets' 88 "Money Down" defensive stops and 62 "Money Down" offensive conversions this season.

• Last season, Georgia Tech had a total of 162 "Money Down" defensive stops and offensive conversions (93 defensive stops, 69 offensive conversions). Including Collins' \$1,620 donation, the Money Down benefit raised a total of \$10,404 for Children's.

• Fans can pledge at buzz.gt/MoneyDown2021 to contribute to the cause this season.

• Georgia Tech ranks 21st in NCAA Division I FBS history with 744 all-time victories.

ALL-TIME WINS — NCAA DIVISION I FBS

Wins	Team
1. 974	Michigan
2. 941	Ohio State
3. 939	Alabama
4. 928	Notre Dame
5. 927	Texas
927	Oklahoma
7. 909	Penn State
8. 908	Nebraska
9. 856	USC
10. 855	Tennessee
11. 850	Georgia
12. 822	LSU
13. 787	Auburn
14. 776	Clemson
15. 766	Texas A&M
766	West Virginia
17. 762	Virginia Tech
18. 749	Washington
19. 747	Pittsburgh
20. 745	Florida
21. 744	Georgia Tech

• With an all-time record of 479-212-21 at Bobby Dodd Stadium at Historic Grant Field, which opened in 1913 and is the oldest on-campus stadium in NCAA Division I FBS, Georgia Tech ranks 38th nationally in all-time winning percentage at its current home stadium at .693 (credit: Marshall athletics).

MISCELLANEOUS

• Since the beginning of the 2016 season, Georgia Tech has played games in seven different National Football League stadiums (Mercedes-Benz Stadium - Atlanta, Ford Field - Detroit, TIAA Bank Field - Jacksonville, Hard Rock Stadium - Miami, Lincoln Financial Field - Philadelphia, Heinz Field - Pittsburgh and Raymond James Stadium - Tampa Bay), which is tied for the second-most NFL stadiums that any college football team has played in during that span.

MOST NFL STADIUMS PLAYED IN BY COLLEGE FOOTBALL TEAMS (SINCE 2016)

8 – Notre Dame – Chicago, Dallas, Jacksonville, Los Angeles (Rams), Miami, New York, Charlotte, Pittsburgh

7 – GEORGIA TECH – Atlanta, Detroit, Jacksonville, Miami, Philadelphia, Pittsburgh, Tampa Bay

7 – BYU – Arizona, New England, New Orleans, San Diego, Tampa Bay, Washington, Las Vegas

7 – Wisconsin – Chicago, Dallas, Green Bay, Indianapolis, Miami, Tampa Bay, Charlotte

6 – Alabama – Atlanta, Dallas, Miami, New Orleans, San Francisco, Tampa Bay

6 – Clemson – Arizona, Carolina, Dallas, New Orleans, San Francisco, Tampa Bay

5 – Ohio State – Arizona, Dallas, Indianapolis, Miami, New Orleans

5 – UCF – Atlanta, Arizona, Pittsburgh, Philadelphia, Tampa Bay

4 – Navy* – Baltimore, Jacksonville, Philadelphia, Tampa Bay

* will play in fifth when Army-Navy game is held in New York on Dec. 11

2021 HONORS AND AWARDS

IN-SEASON

ACC Defensive Lineman of the Week

r-So. DL Jordan Domineck (Sept. 11 vs. Kennesaw State)

ACC Linebacker of the Week

Jr. LB Charlie Thomas (Sept. 25 vs. North Carolina)

r-Jr. LB Ayinde Eley (Oct. 9 at Duke)

ACC Defensive Back of the Week

Jr. DB Juanyeh Thomas (Oct. 9 at Duke)

Jr. DB Juanyeh Thomas (Nov. 6 at Miami (Fla.))

ACC Specialist of the Week

Fr. PK Jude Kelley (Oct. 23 at Virginia)

Paul Hornung Award Honor Roll

(top 4 most versatile players of the week)

Fr. RB Jahmyr Gibbs (Nov. 13 vs. Boston College)

Davey O'Brien Award Great 8 (top 8 QBs of the week)

Fr. QB Jeff Sims (Sept. 25 vs. North Carolina)

Manning Award Star of the Week (top 8 QBs of the week)

Fr. QB Jeff Sims (Sept. 25 vs. North Carolina)

Campbell Trophy Semifinalist (Scholar-Athlete)

r-Sr. OL Ryan Johnson

Burlsworth Trophy Nominee (Former/Current Walk-On)

r-Sr. DL Djjimon Brooks

Broyles Award Nominee (Assistant Coach)

RB coach/offensive recruiting coordinator Tashard Choice

PRESEASON

Preseason All-ACC

Fr. RS Jahmyr Gibbs

Doak Walker Award Watch List (Running Back)

Fr. RB Jahmyr Gibbs

Jr. RB Jordan Mason

Paul Hornung Award Watch List (Most Versatile Player)

Fr. RB Jahmyr Gibbs

Campbell Trophy Watch List (Scholar-Athlete)

Sr. OL Ryan Johnson

Wuerffel Trophy Watch List (Community Service)

Jr. DB Juanyeh Thomas

AFCA Good Works Team Nominee (Community Service)

Jr. DB Juanyeh Thomas

Senior Bowl Watch List

Sr. DB Tariq Carpenter

Jr. DB Juanyeh Thomas

Jr. DL Keion White

NFLPA Collegiate Bowl Big Board

Sr. DB Tariq Carpenter

Jr. WR Malachi Carter

Jr. RB Jordan Mason

Jr. DB Tre Swilling

Jr. DB Juanyeh Thomas

Jr. DL Keion White

ABOVE THE LINE

Since he was first asked about depth charts and two-deeps, Georgia Tech head coach Geoff Collins has insisted that he doesn't believe in them. He coaches his student-athletes to be **ABOVE THE LINE (ATL)**. Those who are ATL are ready to play and can see game action, while others work to get to that level. In place of a traditional depth chart that often omits some student-athletes who see game action and lists others who seldom enter the game, Georgia Tech lists all student-athletes that are ATL numerically by position.

The ATL list is updated on Thursday of each game week. The list below reflects those who are ATL going into Game 12 vs. Georgia.

OFFENSE (Spread Pro-Style)				DEFENSE (4-2-5 Effort Based)				SPECIALISTS						
OFFENSIVE LINE				DEFENSIVE END				PLACE KICKER						
No.	Name	Ht.	Wt.	Class	No.	Name	Ht.	Wt.	Class	No.	Name	Ht.	Wt.	Class
54	Jordan Williams	6-6	333	Fr.	6	Keion White	6-4	267	Jr.	47	Austin Kent	6-1	215	r-Jr.
57	Mikey Minihan	6-3	300	r-Jr.	15	Jared Ivey	6-6	275	Fr.	87	Jude Kelley	6-1	172	Fr.
60	Paula Vaipulu	6-3	303	Fr.	27	Josh Robinson	6-4	235	Fr.	88	Gavin Stewart	5-11	170	Fr.
70	Ryan Johnson	6-6	307	r-Sr.	32	Sylvain Yondjouen	6-4	245	So.	PUNTER				
72	Weston Franklin	6-4	316	Fr.	RUSH END				No.	Name	Ht.	Wt.	Class	
73	Kenneth Kirby	6-5	305	r-Sr.	No.	Name	Ht.	Wt.	Class	43	David Shanahan	6-2	190	Fr.
76	Wing Green	6-7	309	Fr.	11	Kevin Harris	6-4	235	r-Fr.	47	Austin Kent	6-1	215	r-Jr.
77	Devin Cochran	6-7	314	r-Sr.	31	Kyle Kennard	6-5	235	Fr.	LONG SNAPPER				
79	William Lay	6-2	313	r-Jr.	42	Jordan Domineck	6-3	235	r-So.	No.	Name	Ht.	Wt.	Class
TIGHT END				43	Noah Collins	6-4	229	Fr.	52	Cade Long	5-11	221	r-So.	
No.	Name	Ht.	Wt.	Class	DEFENSIVE TACKLE				KICKOFF RETURN					
34	Jack Coco	6-2	232	r-Jr.	No.	Name	Ht.	Wt.	Class	No.	Name	Ht.	Wt.	Class
80	Dylan Leonard	6-5	246	So.	0	Djimon Brooks	6-1	286	r-Sr.	1	Jahmyr Gibbs	5-11	200	Fr.
85	Billy Ward	6-4	257	Fr.	88	Zeek Biggers	6-6	363	Fr.	1	Juaneyh Thomas	6-3	217	Jr.
WIDE RECEIVER				90	Makius Scott	6-4	309	Fr.	3	Azende Rey	5-10	215	r-Sr.	
No.	Name	Ht.	Wt.	Class	94	Mike Lockhart	6-4	302	r-Fr.	PUNT RETURN				
2	Kyric McGowan	5-11	198	Sr.	95	Ja'Quon Griffin	6-0	258	r-So.	No.	Name	Ht.	Wt.	Class
5	Kalani Norris	6-0	162	So.	LINEBACKER				2	Kyric McGowan	5-11	198	Sr.	
7	Malachi Carter	6-3	195	Jr.	No.	Name	Ht.	Wt.	Class	3	Azende Rey	5-10	215	r-Sr.
8	Nate McCollum	5-11	185	Fr.	4	Quez Jackson	6-1	215	Jr.	8	Nate McCollum	5-11	185	Fr.
9	Avery Boyd	6-2	230	Fr.	10	Ayinde Eley	6-3	232	r-Jr.	GUNNER (KICKOFF & PUNT)				
11	Ryan King	6-3	217	Fr.	17	Demetrius Knight II	6-2	224	So.	No.	Name	Ht.	Wt.	Class
12	Adonias Sanders	6-1	194	r-Jr.	25	Charlie Thomas	6-2	207	Jr.	4	Dontae Smith	5-11	202	r-So.
18	PeJe' Harris	6-3	211	r-So.	40	Trenilyas Tatum	6-2	227	Fr.	8	Nate McCollum	5-11	180	Fr.
26	Malik Rutherford	5-9	138	Fr.	SAFETY				8	Tobias Oliver	6-2	197	r-Jr.	
QUARTERBACK				No.	Name	Ht.	Wt.	Class	12	Kenyatta Watson II	6-1	185	r-Fr.	
No.	Name	Ht.	Wt.	Class	1	Juaneyh Thomas	6-3	217	Jr.	24	Kenan Johnson	6-1	182	r-Fr.
10	Jeff Sims	6-3	210	Fr.	2	Tariq Carpenter	6-4	225	Sr.					
13	Jordan Yates	6-0	196	r-Fr.	13	Wesley Walker	6-1	204	r-Fr.					
16	Chayden Peery	6-3	227	Fr.	14	Jaylon King	6-1	188	r-So.					
RUNNING BACK				18	Derrick Allen	6-2	208	r-So.						
No.	Name	Ht.	Wt.	Class	20	Miles Brooks	6-2	184	Fr.					
1	Jahmyr Gibbs	5-11	200	Fr.	21	Jalen Huff	5-11	189	Fr.					
4	Dontae Smith	5-11	202	r-So.	CORNERBACK									
6	Jamious Griffin	5-10	210	So.	No.	Name	Ht.	Wt.	Class					
27	Jordan Mason	6-1	218	r-Jr.	3	Tre Swilling	6-0	196	r-Jr.					
				7	Zamari Walton	6-3	190	r-So.						
				8	Tobias Oliver	6-2	197	r-Jr.						
				12	Kenyatta Watson II	6-1	185	r-Fr.						
				16	Myles Sims	6-3	181	r-So.						
				24	Kenan Johnson	6-1	182	r-Fr.						

PRONUNCIATION GUIDE

0	DJIMON Brooks	JAH-mon	10	AYINDE ELEY	eye-YIN-day EE-lee	37	KHAYA Wright	KYE-yuh
1	JAHMYR Gibbs	juh-MEER	12	KENYATTA Watson II	ken-YOT-tuh	40	TRENILYAS Tatum	trin-NEAL-yus
1	JUANYEH Thomas	wahn-YAY	15	TRAD BEATTY	BAY-tee	42	Brent CIMAGLIA	sih-MAG-lee-uh
2	TARIQ Carpenter	tuh-REEK	18	PEJE' Harris	P.J.	60	Paula VAIPULLU	vie-PULL-low
2	KYRIC McGowan	KYE-rick	24	KENAN Johnson	KEN-nin	62	Cade KOOTSOURADIS	KOOT-soar-AH-diss
3	AZENDE REY	ah-ZEN-day ray	26	Cole NEUBER	NEW-ber	83	Dylan DEVENEY	duh-VAIN-ee
4	DONTAE Smith	DON-tay	26	MALIK Rutherford	muh-LEEK	89	Ben POSTMA	POST-mah (long O)
5	T.K. CHIMEDZA	chih-MED-zuh	28	Tony AMERSON	AM-er-sun	90	MAKIUS Scott	muh-KYE-yus
5	KALANI Norris	kuh-LAHN-ee	31	Kyle KENNARD	ken-NARD	97	AKELO Stone	uh-KEY-lo
6	JAMIOUS Griffin	juh-MY-us	32	Sylvain YONDJOUEN	yun-JEW-in	Coaches		
6	KEION White	KEY-on	33	Tyson MEIGUEZ	MEE-gezz	TASHARD Choice	tuh-SHARD	
7	ZAMARI Walton	zuh-MAR-ee	34	KHATAVIAN Franks	Kuh-TAV-ee-in	Dave PATENAUDE	PAT-in-node	
8	TOBIAS Oliver	toe-BYE-us	35	SIRAD Bryant	sih-ROD	Chris WIESEHAN	WEEZ-uh-hann	
9	ANTONNEOUS Clayton	an-TONE-ee-us	36	Joseph MACRINA	mah-CREEN-uh			

2021 ROSTERS

ALPHABETICAL			NUMERICAL						
NO.	NAME	POS.	NO.	NAME	POS.	HT.	WT.	CLASS	HOMETOWN/HIGH SCHOOL (PREVIOUS COLLEGE)
18	Derrick Allen	DB	0	Djimon Brooks	DL	6-1	286	r-Sr.	Sandersville, Ga./Washington County H.S.
28	Tony Amerson	RB	0	Ryan Lantz	ATH	6-1	204	r-So.	North Palm Beach, Fla./Suncoast Community H.S.
15	Trad Beatty	QB	1	Jahmyr Gibbs	RB	5-11	200	Fr.	Dalton, Ga./Dalton H.S.
88	Zeek Biggers	DL	1	Juanyeh Thomas	DB	6-3	217	Jr.	Niceville, Fla./Niceville H.S.
21	Leo Blackburn	WR	2	Tariq Carpenter	DB	6-4	225	Sr.	Ludowici, Ga./Long County H.S.
25	James BlackStrain	WR	2	Kyric McGowan	WR	5-11	198	Sr.	Dalton, Ga./Dalton H.S. (Northwestern)
9	Avery Boyd	WR	3	Azende Rey	WR	5-10	215	r-Sr.	Defuniak Springs, Fla./Walton H.S. (Florida A&M)
0	Djimon Brooks	DL	3	Tre Swilling	DB	6-0	196	r-Jr.	New Orleans, La./Brother Martin H.S.
20	Miles Brooks	DB	4	Quez Jackson	LB	6-1	215	Jr.	Fort Valley, Ga./Peach County H.S.
35	Sirad Bryant	DB	4	Dontae Smith	RB	5-11	202	r-So.	Spring Hill, Tenn./Spring Hill H.S.
50	Jamal Camp	OL	5	T.K. Chimedza	DL	6-3	322	r-So.	Dacula, Ga./IMG Academy, Fla.
2	Tariq Carpenter	DB	5	Kalani Norris	WR	6-0	162	So.	Miami, Fla./Christopher Columbus H.S.
49	Grey Carroll	DL	6	Jamious Griffin	RB	5-10	210	So.	Rome, Ga./Rome H.S.
7	Malachi Carter	WR	6	Keion White	DL	6-4	267	Jr.	Garner, N.C./Garner H.S. (Old Dominion)
96	Albany Casey	DL	7	Malachi Carter	WR	6-3	195	Jr.	Lawrenceville, Ga./Mountain View H.S.
5	T.K. Chimedza	DL	7	Zarnari Walton	DB	6-3	190	r-So.	Melbourne, Fla./Melbourne Central Catholic H.S.
42	Brent Cimaglia	PK	*7	Bryce Gowdy	WR	6-3	210	Fr.	Deerfield Beach, Fla./Deerfield Beach H.S.
9	Antonneous Clayton	DL	8	Nate McCollum	WR	5-11	180	Fr.	McDonough, Ga./Dutchtown H.S.
77	Devin Cochran	OL	8	Tobias Oliver	DB	6-2	197	r-Jr.	Warner Robins, Ga./Northside H.S.
34	Jack Coco	LS/TE	9	Avery Boyd	WR	6-2	230	Fr.	Tallahassee, Fla./Godby H.S.
43	Noah Collins	DL	9	Antonneous Clayton	DL	6-3	256	r-Sr.	Vienna, Ga./Dooly County H.S. (Florida)
55	Kerny Cooper	OL	10	Ayinde Eley	LB	6-3	232	r-Jr.	Olney, Md./Good Counsel H.S. (Maryland)
39	Thomas Culwell	DB	10	Jeff Sims	QB	6-3	210	Fr.	Jacksonville, Fla./Sandalwood H.S.
30	Trent Davis	WR	11	Kevin Harris	DL	6-4	235	r-Fr.	Loganville, Ga./Grayson H.S. (Alabama)
83	Dylan Deveney	TE	11	Ryan King	WR	6-3	217	Fr.	Loganville, Ga./Grayson H.S.
42	Jordan Domineck	DL	12	Adonicas Sanders	WR	6-1	194	r-Jr.	North Charleston, S.C./Fort Dorchester H.S.
99	D'Quan Douse	DL	12	Kenyatta Watson II	DB	6-1	185	r-Fr.	Loganville, Ga./Grayson H.S. (Texas)
22	Kaleb Edwards	DB	13	Wesley Walker	DB	6-1	204	r-Fr.	Nashville, Tenn./Ensworth H.S.
10	Ayinde Eley	LB	13	Jordan Yates	QB	6-0	196	r-Fr.	Alpharetta, Ga./Milton H.S.
53	Deion Fisher	LB	14	Jaylon King	DB	6-1	188	r-So.	La Vergne, Tenn./Ensworth H.S.
72	Weston Franklin	OL	15	Trad Beatty	QB	6-5	220	r-So.	Columbia, S.C./Ben Lippen H.S. (Temple)
34	Khatavian Franks	LB	15	Jared Ivey	DL	6-6	275	Fr.	Suwanee, Ga./North Gwinnett H.S.
46	Henry Freer	LS	16	Chayden Peery	QB	6-3	227	Fr.	Castaic, Calif./Sierra Canyon School
67	Joe Fusile	OL	16	Myles Sims	DB	6-3	181	r-So.	Atlanta, Ga./Westlake H.S. (Michigan)
1	Jahmyr Gibbs	RB	17	Demetrius Knight II	ATH	6-2	224	So.	Locust Grove, Ga./Strong Rock Christian School
33	Daylon Gordon	RB	17	Tanner Lawson	ATH	6-5	219	Fr.	Baton Rouge, La./University Lab School
*7	Bryce Gowdy	WR	18	Derrick Allen	DB	6-2	208	r-So.	Marietta, Ga./Lassiter H.S. (Notre Dame)
76	Wing Green	OL	18	Peje' Harris	WR	6-3	211	r-So.	Newnan, Ga./Newnan H.S.
95	Ja'Quan Griffin	DL	20	Miles Brooks	DB	6-2	184	Fr.	Jacksonville, Fla./Trinity Christian Academy
6	Jamious Griffin	RB	20	Brody Rhodes	QB	6-1	187	Fr.	Canton, Ga./Creekview H.S.
38	Casey Gunn	DB	21	Leo Blackburn	WR	6-5	212	Fr.	Atlanta, Ga./Westlake H.S.
48	Carson Harof	WR	21	Jalen Huff	DB	5-11	189	Fr.	Athens, Ga./Buford H.S.
11	Kevin Harris	DL	22	Kaleb Edwards	DB	6-0	217	Fr.	Dacula, Ga./Dacula H.S.
18	Peje' Harris	WR	24	Kenan Johnson	DB	6-1	182	r-Fr.	Minneola, Fla./Lake Minneola H.S.
31	Jamal Haynes	WR	25	James BlackStrain	WR	6-2	175	Fr.	Cocoa, Fla./Holy Trinity Episcopal Academy
37	Colin Hemingway	RB	25	Charlie Thomas	LB	6-2	207	Jr.	Thomasville, Ga./Thomasville H.S.
21	Jalen Huff	DB	26	Cole Neuber	DB	6-1	210	r-So.	Alpharetta, Ga./Johns Creek H.S.
15	Jared Ivey	DL	26	Malik Rutherford	WR	5-9	138	Fr.	Miami, Fla./Champagnat Catholic School
4	Quez Jackson	LB	27	Jordan Mason	RB	6-1	218	r-Jr.	Gallatin, Tenn./Gallatin H.S.
24	Kenan Johnson	DB	27	Josh Robinson	DL	6-4	254	Fr.	Douglasville, Ga./Douglas County H.S.
70	Ryan Johnson	OL	28	Tony Amerson	RB	5-11	218	r-Fr.	Montgomery, Ala./St. James School
30	Tamarii Jones-Cummings	DB	29	Bruce Jordan-Swilling	RB	6-1	220	Sr.	New Orleans, La./Brother Martin H.S.
29	Bruce Jordan-Swilling	RB	29	Connor Mack	DB	5-10	180	Fr.	Covington, Ga./Newton H.S.
87	Jude Kelley	PK	30	Trent Davis	WR	5-11	167	Fr.	Douglas, Ga./Coffee H.S.
31	Kyle Kennard	DL	30	Tamarii Jones-Cummings	DB	6-2	195	Fr.	Fort Lauderdale, Fla./Nova Southeastern University School
47	Austin Kent	PK/P	31	Jamal Haynes	WR	5-9	165	Fr.	Loganville, Ga./Grayson H.S.
14	Jaylon King	DB	31	Kyle Kennard	DL	6-5	235	Fr.	Atlanta, Ga./Riverwood H.S.
11	Ryan King	WR	32	Sylvain Yondjouen	DL	6-4	245	So.	Ruisbroek, Belgium/Don Bosco School
73	Kenneth Kirby	OL	33	Daylon Gordon	RB	5-9	180	Fr.	Eastman, Ga./Dodge County H.S.
17	Demetrius Knight II	ATH	33	Tyson Meiguez	LB	6-2	209	Fr.	Fairburn, Ga./Creekside H.S.
62	Cade Kootsouradis	OL	34	Jack Coco	LS/TE	6-2	232	r-Jr.	Johns Creek, Ga./Johns Creek H.S.
0	Ryan Lantz	ATH	34	Khatavian Franks	LB	6-2	215	Fr.	Fairburn, Ga./Creekside H.S.
17	Tanner Lawson	ATH	35	Sirad Bryant	DB	6-2	203	Fr.	Cordele, Ga./Crisp County H.S.
79	William Lay III	OL	36	Joseph Macrina	TE	6-0	260	r-Sr.	Johns Creek, Ga./Northview H.S.
75	Jakiah Leftwich	OL	36	Nate Moon	DB	5-10	175	Fr.	Pooler, Ga./Savannah Christian Prep
80	Dylan Leonard	TE	37	Colin Hemingway	RB	5-6	185	Fr.	Boyd's, Md./Poolesville H.S.
94	Mike Lockhart	DL	37	Khaya Wright	LB	6-3	214	Fr.	Miami, Fla./South Miami H.S.
52	Cade Long	LS	38	Casey Gunn	DB	6-0	185	Fr.	Alpharetta, Ga./Denmark H.S.
29	Connor Mack	DB	38	William Marshall	WR	6-2	208	r-Fr.	Lilburn, Ga./Parkview H.S.
36	Joseph Macrina	TE	39	Thomas Culwell	DB	5-8	160	Sr.	Carrollton, Ga./Carrollton H.S.
38	William Marshall	WR	39	Englan Williams	RB	5-9	183	Fr.	Roswell, Ga./Blessed Trinity Catholic H.S.
27	Jordan Mason	RB	40	Trenilyas Tatum	LB	6-2	227	Fr.	Riverdale, Ga./Mount Zion H.S.

2021 ROSTERS

NO.	NAME	POS.	HT.	WT.	CLASS	HOMETOWN/HIGH SCHOOL (PREVIOUS COLLEGE)
42	Brent Cimaglia	PK	6-0	219	r-Sr.	Nashville, Tenn./Fred J. Page H.S. (Tennessee)
42	Jordan Domineck	DL	6-3	235	r-So.	Lakeland, Fla./George Jenkins H.S.
43	Noah Collins	DL	6-4	229	Fr.	Loganville, Ga./Grayson H.S.
43	David Shanahan	P	6-2	190	Fr.	Castleisland, Co. Kerry, Ireland/St. Patrick's Sec. School
45	Taylor McCawley	LB	6-0	222	r-Fr.	Sharpsburg, Ga./East Coweta H.S.
46	Henry Freer	LS	6-0	215	Fr.	College Park, Ga./Woodward Academy
46	Tyler Morehead	DB	5-10	217	Fr.	Homerville, Ga./Clinch County H.S.
47	Austin Kent	PK/P	6-1	215	r-Jr.	Charlotte, N.C./Providence H.S. (UCLA)
48	Carson Harof	WR	5-11	183	Fr.	Woodstock, Ga./Blessed Trinity Catholic H.S.
49	Grey Carroll	DL	6-3	256	Fr.	Alcoa, Tenn./Alcoa H.S.
50	Jamal Camp	OL	6-2	289	r-Fr.	Cumming, Ga./South Forsyth H.S.
52	Cade Long	LS	5-11	221	r-So.	Hixson, Tenn./Baylor School
53	Deion Fisher	LB	6-2	232	Fr.	McDonough, Ga./Eagles Landing Christian Acad.
54	Jordan Williams	OL	6-6	333	Fr.	Gainesville, Ga./Gainesville H.S.
55	Kenny Cooper	OL	6-3	325	r-Sr.	Calhoun, Ga./Sonoraville H.S.
57	Mikey Minihan	OL	6-3	300	r-Jr.	Honolulu, Hawaii/Saint Louis School
58	Will Scissum	OL	6-2	297	r-Fr.	Marietta, Ga./The Walker School
60	Paula Vaipulu	OL	6-3	303	Fr.	Channelview, Texas/Channelview H.S.
61	Michael Maye	OL	6-3	317	r-So.	Hoover, Ala./Hoover H.S.
62	Cade Kootsouradis	OL	6-4	316	Fr.	Crestview, Fla./Crestview H.S.
63	Will Milam	OL	6-4	329	Fr.	Powder Springs, Ga./Hiram H.S.
64	Nick Pendley	OL	6-4	319	r-Fr.	Canton, Ga./Creekview H.S. (Mississippi State)
65	Austin Smith	OL	6-3	308	r-So.	McDonough, Ga./Ola H.S.
66	Anthony Minella	OL	6-2	284	Fr.	Milton, Ga./Milton H.S.
67	Joe Fusile	OL	6-6	320	Fr.	Richmond Hill, Ga./Richmond Hill H.S.
68	Jason Moore	DL	6-2	298	Fr.	Hampton, Ga./Duchtown H.S.
69	Matthew Morgan	OL	6-4	328	r-So.	Woodstock, Ga./Etowah H.S.
70	Ryan Johnson	OL	6-6	307	r-Sr.	Brentwood, Tenn./Brentwood Academy (Tennessee)
71	Ryan Spiers	OL	6-3	288	Fr.	Biloxi, Miss./Biloxi H.S.
72	Weston Franklin	OL	6-4	316	Fr.	Jesup, Ga./Wayne County H.S.
73	Kenneth Kirby	OL	6-5	305	r-Sr.	Newport News, Va./Fork Union Military Acad. (Norfolk State)
75	Jakiah Leftwich	OL	6-6	327	Fr.	Atlanta, Ga./Westlake H.S.
76	Wing Green	OL	6-7	309	Fr.	Leesburg, Ga./Lee County H.S.
77	Devin Cochran	OL	6-7	314	r-Sr.	Norcross, Ga./Greater Atlanta Christian (Vanderbilt)
79	William Lay III	OL	6-2	313	r-Jr.	Bowersville, Ga./Hart County H.S.
80	Dylan Leonard	TE	6-5	246	So.	Milton, Ga./Milton H.S.
81	Zach Owens	WR	6-3	218	r-Fr.	Marietta, Ga./Pope H.S.
83	Dylan Deveney	TE	6-6	265	So.	Medford, N.J./The Hun School
84	Chris Miller	TE	6-4	244	r-Fr.	Atlanta, Ga./St. Pius X H.S.
85	Billy Ward	TE	6-4	257	Fr.	Locust Grove, Ga./Locust Grove H.S.
86	Luke Moseley	WR	6-2	180	r-Fr.	Calhoun, Ga./Calhoun H.S.
87	Jude Kelley	PK	6-1	172	Fr.	Acworth, Ga./Allatoona H.S.
87	Ben Wilhelm	TE	6-5	250	r-Fr.	Thomasville, Ga./Thomas County Central H.S.
88	Zeek Biggers	DL	6-3	363	Fr.	Salisbury, N.C./West Rowan H.S.
88	Gavin Stewart	PK/WR	5-11	170	Fr.	Savannah, Ga./Benedictine Military Academy
89	Ben Postma	TE	6-4	233	Fr.	Cypress, Texas/Cypress Ranch H.S.
90	Makius Scott	DL	6-4	309	Fr.	Gainesville, Ga./Gainesville H.S. (South Carolina)
94	Mike Lockhart	DL	6-4	302	r-Fr.	Birmingham, Ala./Huffman H.S.
95	Ja'Quon Griffin	DL	6-0	258	r-So.	Rome, Ga./Rome H.S.
96	Albany Casey	DL	6-4	239	Fr.	Bay Minnett, Ala./Baldwin County H.S.
97	Akelo Stone	DL	6-2	296	Fr.	Savannah, Ga./Jenkins H.S.
99	D'Quan Douse	DL	6-2	292	r-Fr.	Savannah, Ga./Calvary Day School

* in memoriam; died Dec. 31, 2019

NO.	NAME	POS.
61	Michael Maye	OL
45	Taylor McCawley	LB
8	Nate McCollum	WR
2	Kyric McGowan	WR
33	Tyson Meiguez	LB
66	Anthony Minella	OL
57	Mikey Minihan	OL
63	Will Milam	OL
84	Chris Miller	TE
36	Nate Moon	DB
68	Jason Moore	DL
46	Tyler Morehead	DB
69	Matthew Morgan	OL
86	Luke Moseley	WR
26	Cole Neuber	DB
5	Kalani Norris	WR
8	Tobias Oliver	DB
81	Zach Owens	WR
16	Chayden Peery	QB
64	Nick Pendley	OL
89	Ben Postma	TE
3	Azende Rey	WR
20	Brody Rhodes	QB
27	Josh Robinson	DL
26	Malik Rutherford	WR
1	Juanyeh Thomas	DB
12	Adonias Sanders	WR
58	Will Scissum	OL
90	Makius Scott	DL
43	David Shanahan	P
10	Jeff Sims	QB
16	Myles Sims	DB
65	Austin Smith	OL
4	Dontae Smith	RB
71	Ryan Spiers	OL
88	Gavin Stewart	PK/WR
97	Akelo Stone	DL
3	Tre Swilling	DB
40	Treniyas Tatum	LB
25	Charlie Thomas	LB
60	Paula Vaipulu	OL
7	Zamari Walton	DB
12	Kenyatta Watson II	DB
13	Wesley Walker	DB
85	Billy Ward	TE
87	Ben Wilhelm	TE
39	Englan Williams	RB
54	Jordan Williams	OL
37	Khaya Wright	LB
6	Keion White	DL
13	Jordan Yates	QB
32	Sylvain Yondjouen	DL

COACHING AND SUPPORT STAFF

Head Coach: Geoff Collins (Western Carolina, 1994) — 3rd season at Georgia Tech
Assistant Head Coach/Run Game Coord./OL: Brent Key (Georgia Tech, 2001)
Offensive Coord./QBs: Dave Patenaude (Central Connecticut St., 1990)
Defensive Coordinator/Linebackers: Andrew Thacker (Furman, 2007)
Co-Defensive Coordinator/Safeties: Nathan Burton (Georgia Tech, 2005)
Running Backs/Off. Recruiting Coord.: Tashard Choice (Georgia Tech, 2007)
Defensive Ends/Outside Linebackers: Marco Coleman (Flagler, 2015)
Wide Receivers: Kerry Dixon (Hampton, 2004)
Defensive Line/Def. Recruiting Coord.: Larry Knight (Central Michigan, 2010)
Cornerbacks/Def. Special Teams Coord.: Jeff Popovich (Miami Fla., 2000)
Tight Ends/Offensive Special Teams Coord.: Chris Wiesehan (Wabash, 1994)
General Manager: Patrick Suddes (Alabama, 2005)
Head FB Strength and Conditioning Coach: Lewis Caralla (Defiance, 2008)
Director of Applied Sports Science: Ryan Horton (Otterbein, 2007)
Player Development Coach: Sean Boyle (Temple, 2012)
Player Development Coach: Thomas Gordon (Michigan, 2013)
Player Development Coach: Gary Wilkins (Furman, 2014)
Director of Football Operations: Scott Wallace (California Pa., 2011)
Assistant Director of Football Operations: Gordon Thomas (Temple, 2018)
Football Research and Analytics Coordinator: Pat Boyle (Temple, 2012)

Quality Control Specialist/Offense: Will Glover (Clayton State, 2009)
Quality Control Specialist/Defense: Josh Linam (UCF, 2011)
Analyst (Offense): Mike Gregory (UCF, 2009)
Analyst (Defense): Anthony Parker (Tennessee, 2008)
Analyst (Special Teams): Tim Conner (Maryville, 2011)
Graduate Assistant Coach: Joe Battaglia (Coastal Carolina, 2014)
Graduate Assistant Coach: Nathan Brock (Ohio State, 2020)
Graduate Assistant Coach: Alec Brown (Auburn, 2017)
Graduate Assistant Coach: Brenten Wimberly (Kennesaw State, 2018)
Director of On-Campus Recruiting: Carina Hargreaves (Florida, 2014)
Assoc. Director of Player Personnel: Thomas Guerry (Mississippi State, 2008)
Assoc. Director of Player Personnel: Errin Joe (Georgia Tech, 2014)
Video Producer: Patrick Clancy (South Carolina, 2018)
Social Media Specialist: Alex Brizendine (Auburn, 2019)
Consultant, Ideation: Glenn Ingram (Georgia Southern, 2020)
Head Football Athletic Trainer: Mark Smith (SUNY Brockport, 2010)
Assistant Football Athletic Trainer: Patrick Driscoll (Salisbury, 2016)
Assistant Equipment Manager: Punt Windham (Georgia Tech, 1994)
Assistant Equipment Manager: Kane Ivers-Osthus (Florida, 2016)
Assistant A.D./Video Operations: Todd McCarthy (VCU, 1992)
Administrative Coordinator: Teri Anton (Florida State, 1991)



RECORD BREAKDOWN

Table with 2 columns: Record Type and Value. Includes Current Streak (Lost 5), Current Home Streak (Lost 3), Current Road Streak (Lost 3), Current Neutral Streak (Lost 2), Last Win (31-27 at Duke), Last Home Win (45-22 vs. No. 21/20 North Carolina), Last Home Loss (41-30 vs. Boston College), Last Win Away From Home (31-27 at Duke), Last True Road Win (31-27 at Duke), Last Loss Away from Home (33-30 at Miami), Last True Road Loss (55-0 at No. 6 Notre Dame).

2021

Table with 2 columns: Record Type and Value. Includes Overall (3-8), Playing at home (2-5), Playing on the road (1-4), Playing at a neutral site (0-0), In bowl games (0-0), In overtime (0-0), More than 7 days to prepare (0-2), In August (N/A), In September (2-2), In October (1-3), In November (0-3), In December (0-0), In January (0-0), Outrushing opponent (1-3), When rushing for 300 yards (0-0), When rushing for 400 yards (0-0), When rushing for 500 yards (0-0), When rushing for 600 yards (0-0), Outrushed by opponent (2-5), When allowing 300 yards rushing (0-0), Rushing yards the same (0-0), Outpassing opponent (2-1), When passing for 300 yards (0-2), Outpassed by opponent (1-6), When allowing 300 yards passing (1-5), When allowing 400 yards passing (0-0), More total offense than opponent (2-2), When having 400+ total offense (2-3), When having 500+ total offense (0-1), When having 600+ total offense (0-0), Less total offense than opponent (1-6), When allowing 400+ total offense (1-6), When allowing 500+ total offense (0-5), Committing fewer turnovers (2-1), Committing more turnovers (1-5), Turnovers are even (0-2), < 30:00 of time of possession (1-3), > 30:00 of time of possession (2-5), Scoring first (2-2), Opponent scores first (0-6), Leading after the 1st quarter (2-2), Trailing after the 1st quarter (0-6), Tied after the 1st quarter (0-0), Leading at halftime (5-1), Trailing at halftime (0-7), Tied at halftime (0-0), Leading after the 3rd quarter (2-1), Trailing after the 3rd quarter (0-7), Tied after the 3rd quarter (0-0), Scoring 0-10 points (0-2), Scoring 11-20 points (0-1), Scoring 21-30 points (0-4), Scoring 31-40 points (1-1), Scoring 41-plus points (1-0), Opponent scores 0-10 points (0-0), Opponent scores 11-20 points (1-1), Opponent scores 21-30 points (1-2), Opponent scores 31-40 points (0-1), Opponent scores 41-plus points (0-4).

Under Collins

GAMES PLAYED AND STARTS

CAREER GAMES

Table with 10 columns: NAME, '16, '17, '18, '19, '20, '21, TOT., CONS. Lists career statistics for players including T. Carpenter, K. Cooper, M. Carter, Q. Jackson, J. Thomas, Jordan-Swilling, C. Thomas, T. Oliver, J. Mason, T. Swilling, J. Coco, J. King, Z. Walton, D. Brooks, A. Sanders, JaQ. Griffin, C. Long, Don. Smith, D. Knight, M. Minihan, J. Domineck, P. Harris, D. Leonard, M. Sims, S. Yondjouen, T.K. Chimedza, M. Lockhart, W. Walker, K. Johnson, W. Lay III, D. Deveney, A. Kent, R. Johnson, J. Williams, J. Griffin, J. Ivey, D. Allen, D. Douse, G. Stewart, J. Gibbs, K. Norris, B. Ward, J. Sims, M. Maye, K. Kennard, N. McCollum, M. Brooks, T. McCawley, A. Stone, D. Cochran, B. Cimaglia, A. Eley, K. Harris, R. King, M. Scott, J. Yates, D. Shanahan, Ja. Huff, K. McGowan, A. Rey, T. Tatum, Z. Biggers, C. Miller, J. Robinson, P. Vaipulu, A. Boyd, K. Edwards, J. Kelley, A. Clayton, T. Meiguez, C. Neuber, K. Watson, K. Wright, N. Collins, A. Smith, W. Franklin, J. Macrina, N. Pendley, T. Amerson, M. Rutherford, K. Kirby, T. Beatty, Z. Owens, W. Scissum, J. Haynes, J. Leftwich.

CAREER STARTS

Table with 10 columns: NAME, '16, '17, '18, '19, '20, '21, TOT., CONS. Lists career starting statistics for players including T. Carpenter, T. Swilling, M. Carter, J. Thomas, K. Cooper, M. Minihan, Z. Walton, Q. Jackson, D. Brooks, J. Mason, R. Johnson, C. Thomas, J. Williams, J. Sims, J. Gibbs, J. Domineck, A. Sanders, W. Walker, T.K. Chimedza, J. Ivey, W. Lay III, D. Cochran, D. Leonard, A. Eley, T. Oliver, K. McGowan, D. Deveney, M. Lockhart, JaQ. Griffin, K. Kennard, J. Yates, A. Clayton, K. Norris, M. Sims, S. Yondjouen, P. Harris, K. Johnson, Jordan-Swilling, J. King, D. Douse, J. Coco, D. Smith, J. Griffin, N. Pendley, A. Stone, B. Ward, N. McCollum, J. Robinson, T. Tatum, K. White.

CAREER HIGHS

DERRIK ALLEN

Tackles: 4, twice - last vs. Duke (Nov. 28, 2020)
Solo Tackles: 1, 4x - last vs. Duke (Nov. 28, 2020)

TRAD BEATTY

Rush Attempts: 1 vs. Kennesaw State (Sept. 11, 2021)
Rushing yards: 1 vs. Kennesaw State (Sept. 11, 2021)

ZEKE BIGGERS

Tackles: 2, 4x - last vs. Boston College (Nov. 13, 2021)
Solo Tackles: 2 at No. 6 Clemson (Sept. 18, 2021)
Tackles for Loss: 0.5 vs. Boston College (Nov. 13, 2021)

DJIMON BROOKS

Tackles: 6, 3x - last at Virginia (Oct. 23, 2021)
Solo Tackles: 4 at Virginia (Oct. 23, 2021)
Tackles for Loss: 2.0 vs. No. 4 Notre Dame (Oct. 31, 2020)
Sacks: 1.0 vs. No. 4 Notre Dame (Oct. 31, 2020)
Fumbles Forced: 1 vs. No. 20 UNC (Sept. 25, 2021)
Fumbles Recovered: 1, twice - last vs. No. 20 UNC (Sept. 25, 2021)
Pass Breakups: 1 at Florida State (Sept. 12, 2020)

MILES BROOKS

Tackles: 2 at Duke (Oct. 9, 2021)
Solo Tackles: 1, 3x - last at Duke (Oct. 9, 2021)

SIRAD BRYANT

Tackles: 1 vs. Northern Illinois (Sept. 4, 2021)
Solo Tackles: 1 vs. Northern Illinois (Sept. 4, 2021)

TARIQ CARPENTER

Tackles: 13 at No. 6 Clemson (Sept. 18, 2021)
Solo Tackles: 9 at No. 6 Clemson (Sept. 18, 2021)
Tackles for Loss: 2.0 vs. USF (Sept. 7, 2019)
Interceptions: 1, 4x - last vs. Duke (Nov. 28, 2020)
Longest Interception Return: 43 vs. Duke (Nov. 28, 2020)
Pass Breakups: 2, twice - last vs. Duke (Nov. 28, 2020)
Fumbles Forced: 1, 3x - last at Miami (Nov. 6, 2021)

MALACHI CARTER

Receptions: 7 at Miami (Nov. 6, 2021)
Receiving Yards: 92 vs. Northern Illinois (Sept. 4, 2021)
Receiving TDs: 1, 5x - last at Louisville (Oct. 9, 2020)
Longest Reception: 54 vs. NC State (Nov. 21, 2019)

T.K. CHIMEDZA

Tackles: 6, twice - last vs. NC State (Nov. 21, 2019)
Solo Tackles: 5 vs. NC State (Nov. 21, 2019)
Tackles for Loss: 1.0, twice - last vs. Kennesaw State (Sept. 11, 2021)
Sacks: 1.0, twice - last vs. Kennesaw State (Sept. 11, 2021)
Fumbles Recovered: 1 vs. South Florida (Sept. 7, 2019)

BRENT CIMAGLIA

Field Goals Made: 3 vs. No. 20 UNC (Sept. 25, 2021)
Field Goal Attempts: 3 vs. No. 20 UNC (Sept. 25, 2021)
Longest Field Goal: 37 vs. Virginia Tech (Oct. 30, 2021)

ANTONNEOUS CLAYTON

Tackles: 5 at Louisville (Oct. 9, 2020)
Solo Tackles: 2, twice - last at Louisville (Oct. 9, 2020)
Tackles for Loss: 2.5 at Louisville (Oct. 9, 2020)

JACK COCO

Receptions: 1, 3x - last vs. No. 4 Notre Dame (Oct. 31, 2020)
Receiving Yards: 8 vs. No. 14 UCF (Sept. 19, 2020)
Longest Reception: 8 vs. No. 14 UCF (Sept. 19, 2020)

NOAH COLLINS

Tackles: 1, 3x - last at No. 6 Notre Dame (Nov. 20, 2021)

DYLAN DEVENEY

Receptions: 4 at No. 6 Clemson (Sept. 18, 2021)
Receiving Yards: 23 vs. Pitt (Dec. 10, 2020)
Longest Reception: 18 vs. Pitt (Dec. 10, 2020)
Receiving TDs: 1 vs. Pitt (Dec. 10, 2020)

JORDAN DOMINECK

Tackles: 10 vs. NC State (Nov. 21, 2019)
Solo Tackles: 5 vs. NC State (Nov. 21, 2019)
Tackles for Loss: 3.0 vs. Kennesaw State (Sept. 11, 2021)
Sacks: 2.0 vs. Duke (Nov. 28, 2020)
Forced Fumbles: 2 vs. Kennesaw State (Sept. 11, 2021)
Fumbles Recovered: 1, 3x - last vs. Kennesaw State (Sept. 11, 2021)
Pass Breakups: 1 vs. No. 14 UCF (Sept. 19, 2020)

D'QUAN DOUSE

Tackles: 1 at No. 6 Notre Dame (Nov. 20, 2021)

KALEB EDWARDS

Tackles: 3, twice - last vs. Boston College (Nov. 13, 2021)
Solo Tackles: 3 at Duke (Oct. 9, 2021)
Tackles for Loss: 0.5 vs. Boston College (Nov. 13, 2021)

AYINDE ELEY

Tackles: 16 vs. Virginia Tech (Oct. 30, 2021)
Solo Tackles: 9 vs. Virginia Tech (Oct. 30, 2021)
Tackles for Loss: 1.0, twice - last vs. Boston College (Nov. 13, 2021)

JAHYMY GIBBS

Rushing Attempts: 20 vs. Northern Illinois (Sept. 4, 2021)
Rushing Yards: 132 at Virginia (Oct. 23, 2021)
Rushing TDs: 2 vs. Duke (Nov. 28, 2020)
Longest Rush: 71 at Virginia (Oct. 23, 2021)
Receptions: 6 vs. Pitt (Oct. 2, 2021)
Receiving Yards: 125 vs. Pitt (Oct. 2, 2021)
Receiving TDs: 1, 3x - last at Louisville (Oct. 9, 2020)
Longest Reception: 77 at Duke (Oct. 9, 2021)
Kick Returns: 4, twice - last at Miami (Nov. 6, 2021)
Kick Return Yards: 98, twice - last vs. Boston College (Nov. 13, 2021)
Longest Kick Return: 98 vs. Boston College (Nov. 13, 2021)

JAMIOUS GRIFFIN

Rushing Attempts: 15 at Syracuse (Sept. 26, 2020)
Rushing Yards: 54 at Syracuse (Sept. 26, 2020)
Longest Rush: 35 vs. Pitt (Dec. 10, 2020)
Rushing TDs: 1, twice - last at Louisville (Oct. 9, 2020)
Receptions: 2 vs. No. 14 UCF (Sept. 19, 2020)
Receiving Yards: 38 vs. No. 14 UCF (Sept. 19, 2020)
Longest Reception: 25 vs. No. 14 UCF (Sept. 19, 2020)

JA'QUON GRIFFIN

Tackles: 5 at Syracuse (Sept. 26, 2020)
Solo Tackles: 5 at Syracuse (Sept. 26, 2020)
Tackles for Loss: 1.0, 3x - last at Syracuse (Sept. 26, 2020)
Sacks: 1.0, 3x - last vs. No. 1 Clemson (Oct. 17, 2020)
Fumble Recovery: 1 at Miami (Oct. 19, 2019)

KEVIN HARRIS

Tackles: 1, 3x - last vs. No. 20 UNC (Sept. 25, 2021)
Solo Tackles: 1, twice - last vs. No. 20 UNC (Sept. 25, 2021)

PEJE HARRIS

Receptions: 4 vs. Pitt (Dec. 10, 2020)
Receiving Yards: 48 vs. Pitt (Dec. 10, 2020)
Receiving TDs: 1 at Boston College (Oct. 24, 2020)
Longest Reception: 31 at Boston College (Oct. 24, 2020)

JALEN HUFF

Tackles: 2, twice - last vs. Boston College (Nov. 13, 2021)
Fumbles Forced: 1 vs. Boston College (Nov. 13, 2021)
Fumbles Recovered: 1 vs. Boston College (Nov. 13, 2021)

JARED IVEY

Tackles: 5, 3x - last vs. Boston College (Nov. 13, 2021)
Solo Tackles: 3 vs. No. 20 UNC (Sept. 25, 2021)
Tackles for Loss: 1.0, 3x - last at No. 6 Clemson (Sept. 18, 2021)
Fumbles Forced: 1 vs. No. 20 UNC (Sept. 25, 2021)

QUEZ JACKSON

Total Tackles: 16 vs. Virginia Tech (Oct. 30, 2021)
Solo Tackles: 7, twice - last vs. Virginia Tech (Oct. 30, 2021)
Tackles for Loss: 2.0, twice - last vs. No. 20 UNC (Sept. 25, 2021)
Sacks: 1.0, 3x - last at No. 6 Notre Dame (Nov. 20, 2021)
Fumbles Forced: 1, twice - last at No. 6 Clemson (Sept. 18, 2021)
Fumbles Recovered: 1, 3x - last vs. No. 20 UNC (Sept. 25, 2021)
Pass Breakups: 2 vs. No. 1 Clemson (Oct. 17, 2020)
Interceptions: 1, twice - last vs. Pitt (Dec. 10, 2020)

KENAN JOHNSON

Tackles: 4 at NC State (Dec. 5, 2020)
Solo Tackles: 4 at NC State (Dec. 5, 2020)
Tackles for Loss: 1.0 at No. 1 Clemson (Aug. 29, 2019)
Fumbles Forced: 1 vs. NC State (Nov. 21, 2019)
Pass Breakups: 1, 3x - last vs. Kennesaw State (Sept. 11, 2021)

BRUCE JORDAN-SWILLING

Rushing Attempts: 3 vs. No. 1 Clemson (Oct. 17, 2020)
Rushing Yards: 4 at Syracuse (Sept. 26, 2020)
Longest Rush: 4 at Syracuse (Sept. 26, 2020)
Tackles: 11 at Virginia (Nov. 4, 2017)
Solo Tackles: 6 at Virginia (Nov. 4, 2017)
Tackles for Loss: 1.5 at Duke (Oct. 12, 2019)
Sacks: 1.5 at Duke (Oct. 12, 2019)
Fumbles Forced: 1, twice - last at Louisville (Oct. 9, 2020)
Fumbles Recovered: 1, 3x - last at Louisville (Oct. 9, 2020)
Interceptions: 1 at Virginia (Nov. 4, 2017)
Pass Breakups: 1 vs. Pittsburgh (Sept. 23, 2017)
Quarterback Hurries: 1 at No. 7 Clemson (Oct. 28, 2017)
Touchdowns: 1 at Virginia (Nov. 4, 2017) (interception return)

KYLE KENNARD

Tackles: 4 vs. No. 20 UNC (Sept. 25, 2021)
Solo Tackles: 3 vs. Pitt (Dec. 10, 2020)
Tackles for Loss: 3.0 vs. No. 20 UNC (Sept. 25, 2021)
Sacks: 2.0 vs. No. 20 UNC (Sept. 25, 2021)

JAYLON KING

Tackles: 7, twice - last at Virginia (Oct. 23, 2021)
Solo Tackles: 6 vs. No. 4 Georgia (Nov. 30, 2019)
Tackles for Loss: 1.0, 3x - last at No. 6 Clemson (Sept. 18, 2021)
Fumbles Recovered: 1 at Miami (Nov. 6, 2021)
Pass Breakups: 1 vs. No. 4 Georgia (Nov. 30, 2019)

RYAN KING

Receptions: 1 at No. 6 Notre Dame (Nov. 20, 2021)
Receiving Yards: 7 at No. 6 Notre Dame (Nov. 20, 2021)
Longest Reception: 7 at No. 6 Notre Dame (Nov. 20, 2021)

DEMETRIUS KNIGHT II

Tackles: 6 at Duke (Oct. 12, 2019)
Solo Tackles: 1, 4x - last at Duke (Oct. 12, 2019)
Tackles for Loss: 1.0, 3x - last vs. No. 14 UCF (Sept. 19, 2020)
Sacks: 1.0 at Miami (Oct. 19, 2019)
Fumbles Forced: 1, twice - last vs. No. 14 UCF (Sept. 19, 2020)
Fumbles Recovered: 1 vs. No. 20 UNC (Sept. 25, 2021)
Pass Breakups: 1, twice - last at Duke (Oct. 12, 2019)

DYLAN LEONARD

Receptions: 3 vs. Boston College (Nov. 13, 2021)
Receiving Yards: 28 at No. 6 Notre Dame (Nov. 20, 2021)
Longest Reception: 22 at No. 6 Notre Dame (Nov. 20, 2021)

JOSEPH MACRINA

Rushing Attempts: 2, twice - last vs. Bowling Green, Sept. 29, 2018
Rushing Yards: 8 vs. Alcorn State, Sept. 1, 2018
Longest Rush: 4 yards, twice - last vs. Bowling Green, Sept. 29, 2018)

JORDAN MASON

Rush Attempts: 22 vs. NC State (Nov. 21, 2019)
Rush Yards: 141, twice - last vs. NC State (Nov. 21, 2019)
Rush TDs: 3 at Virginia Tech (Oct. 25, 2018)
Longest Rush: 71 at Miami (Nov. 6, 2021)
Receptions: 3, twice - last at Miami (Nov. 6, 2021)
Receiving Yards: 37 at Boston College (Oct. 24, 2020)
Receiving TDs: 1 vs. Kennesaw State (Sept. 11, 2021)
Longest Reception: 37 at Boston College (Oct. 24, 2020)

NATE McCOLLUM

Rush Attempts: 1, twice - last at NC State (Dec. 5, 2020)
Rushing Yards: 7 vs. Duke (Nov. 28, 2020)
Receptions: 3, twice - last at Virginia (Oct. 23, 2021)
Receiving Yards: 49 vs. Pitt (Oct. 2, 2021)
Receiving TDs: 1 vs. Pitt (Oct. 2, 2021)
Longest Reception: 44 vs. Pitt (Oct. 2, 2021)

KYRIC MCGOWAN

Receptions: 7 at Virginia (Oct. 23, 2021)
Receiving Yards: 91 vs. Kennesaw State (Sept. 11, 2021)
Receiving TDs: 2, twice - last at Virginia (Oct. 23, 2021)
Longest Reception: 39 vs. Kennesaw State (Sept. 11, 2021)

KALANI NORRIS

Receptions: 2, twice - last vs. Boston College (Nov. 13, 2021)
Receiving Yards: 37 at Virginia (Oct. 23, 2021)
Receiving TDs: 1, twice - last at Virginia (Oct. 23, 2021)
Longest Reception: 37 at Virginia (Oct. 23, 2021)

CAREER HIGHS

TOBIAS OLIVER

Pass Completions: 4 at Temple (Sept. 28, 2019)
Pass Attempts: 11 at Temple (Sept. 28, 2019)
Pass Yards: 104 at North Carolina (Nov. 3, 2018)
Pass TDs: 1, twice - last at North Carolina (Nov. 3, 2018)
Longest Pass: 86 at North Carolina (Nov. 3, 2018)
Rush Attempts: 40 at Virginia Tech (Oct. 25, 2018)
Rush Yards: 215 at Virginia Tech (Oct. 25, 2018 (40 Carries))
Rush TDs: 3 at Virginia Tech (Oct. 25, 2018)
Longest Rush: 65 [T-8th], At Louisville, Oct 05, 2018
Receptions: 4 at Virginia (Nov. 9, 2019)
Receiving Yards: 57 at Virginia (Nov. 9, 2019)
Receiving TDs: 1 vs. NC State (Nov. 21, 2019)
Longest Reception: 37 at Virginia (Nov. 9, 2019)
Kick Returns: 3 vs. Virginia Tech (Nov. 16, 2019)
Kick Return Yards: 96 vs. The Citadel (Sept. 14, 2019)
Longest Kick Return: 52 vs. The Citadel (Sept. 14, 2019)
Tackles: 4 at No. 6 Clemson (Sept. 18, 2021)
Solo Tackles: 2 at Boston College (Oct. 24, 2020)

JOSH ROBINSON

Tackles: 2 at Virginia (Oct. 23, 2021)
Solo Tackles: 1, twice - last at Virginia (Oct. 23, 2021)
Tackles for Loss: 1.0 vs. No. 20 UNC (Sept. 25, 2021)

AZENDE REY

Punt Returns: 3 vs. Northern Illinois (Sept. 4, 2021)
Punt Return Yards: 35 at Duke (Oct. 9, 2021)
Longest Punt Return: 25 at Duke (Oct. 9, 2021)
Kick Returns: 3 at No. 6 Notre Dame (Nov. 20, 2021)
Kick Return Yards: 49 at No. 6 Notre Dame (Nov. 20, 2021)
Longest Kick Return: 20 at No. 6 Notre Dame (Nov. 20, 2021)

MALIK RUTHERFORD

Receptions: 5 vs. Pitt (Oct. 2, 2021)
Receiving Yards: 62 vs. Pitt (Oct. 2, 2021)
Longest Reception: 24 vs. Pitt (Oct. 2, 2021)

ADONICAS SANDERS

Receptions: 7 at NC State (Dec. 5, 2020)
Receiving Yards: 105 at NC State (Dec. 5, 2020)
Longest Reception: 39 vs. North Carolina (Oct. 5, 2019)
Receiving TDs: 1, 4x - last vs. Virginia Tech (Oct. 30, 2021)

DAVID SHANAHAN

Punts: 10 at No. 6 Notre Dame (Nov. 20, 2021)
Punting Yards: 389 at No. 6 Notre Dame (Nov. 20, 2021)
Punting Avg.: 52.7 vs. Northern Illinois (Sept. 4, 2021)
Longest Punt: 71 at Duke (Oct. 9, 2021)

JEFF SIMS

Rushing Attempts: 17 at NC State (Dec. 5, 2020)
Rushing Yards: 128 vs. No. 20 UNC (Sept. 25, 2021)
Rushing TDs: 3 vs. No. 20 UNC (Sept. 25, 2021)
Longest Rush: 50 vs. No. 20 UNC (Sept. 25, 2021)
Pass Attempts: 43 at Virginia (Oct. 23, 2021)
Pass Completions: 26 at Virginia (Oct. 23, 2021)
Passing Yards: 359 vs. Pitt (Oct. 2, 2021)
Passing TDs: 3, twice - last at Duke (Oct. 9, 2021)
Longest Pass: 77 at Duke (Oct. 9, 2021)

MYLES SIMS

Tackles: 7 at No. 6 Notre Dame (Nov. 20, 2021)
Solo Tackles: 5 vs. No. 4 Georgia (Nov. 30, 2019)
Tackles for Loss: 1.0, twice - last at No. 6 Notre Dame (Nov. 20, 2021)
Pass Breakups: 2, twice - last vs. Virginia Tech (Oct. 30, 2021)
Fumbles Recovered: 1, twice - last at Miami (Nov. 6, 2021)

DONTAE SMITH

Rush Attempts: 9, twice - last vs. Pitt (Oct. 2, 2021)
Rushing Yards: 82 vs. Kennesaw State (Sept. 11, 2021)
Longest Rush: 36 vs. Duke (Nov. 28, 2020)
Rushing TDs: 2 vs. Duke (Nov. 28, 2020)
Receptions: 2, 3x - last vs. No. 20 UNC (Sept. 25, 2021)
Receiving Yards: 32 at Florida State (Sept. 12, 2020)
Longest Reception: 20 at Florida State (Sept. 12, 2020)
Kick Returns: 3 vs. North Carolina (Oct. 5, 2019)
Kick Return Yards: 77 vs. North Carolina (Oct. 5, 2019)
Longest Kick Return: 31 vs. North Carolina (Oct. 5, 2019)

TRE SWILLING

Tackles: 6, twice - last vs. Duke (Nov. 28, 2020)
Solo Tackles: 4, twice - last vs. Northern Illinois (Sept. 4, 2021)
Sacks: 1.0, twice - last vs. Pitt (Oct. 2, 2021)
Tackles for Loss: 1.0, 4x - last vs. Northern Illinois (Sept. 4, 2021)
Interceptions: 1, twice - last at No. 1 Clemson (Aug. 29, 2019)
Longest INT Return: 41 yards at No. 1 Clemson (Aug. 29, 2019)
Fumbles Forced: 1 vs. Duke (Oct. 13, 2018)
Fumbles Recovered: 1, 3x - vs. Duke (Nov. 28, 2020)
Pass Breakups: 2, 3x - last at Virginia (Nov. 9, 2019)

TRENILYUS TATUM

Tackles: 5 vs. Boston College (Nov. 13, 2021)
Solo Tackles: 5 vs. Boston College (Nov. 13, 2021)

AKELO STONE

Tackles: 3 vs. Kennesaw State (Sept. 11, 2021)
Solo Tackles: 3 vs. Kennesaw State (Sept. 11, 2021)
Tackles for Loss: 2.0 vs. Kennesaw State (Sept. 11, 2021)
Sacks: 1.0 vs. Duke (Nov. 28, 2020)

CHARLIE THOMAS

Tackles: 12 at No. 6 Clemson (Sept. 18, 2021)
Solo Tackles: 7 vs. USF (Sept. 7, 2019)
Sacks: 2.5 vs. No. 20 UNC (Sept. 25, 2021)
Tackles for Loss: 4.5 vs. No. 20 UNC (Sept. 25, 2021)
Interceptions: 2 vs. Kennesaw State (Sept. 11, 2021)
Fumbles Forced: 1, three times - last vs. The Citadel (Sept. 14, 2019)
Fumbles Recovered: 2 at Louisville (Oct. 5, 2018)
Safeties: 1 at Temple (Sept. 28, 2019)
Pass Breakups: 1, 3x - last vs. NC State (Nov. 21, 2019)

JUANYEH THOMAS

Tackles: 11 at Duke (Oct. 9, 2021)
Solo Tackles: 8 vs. Pitt (Nov. 2, 2019)
Tackles for Loss: 2.0 vs. Pitt (Nov. 2, 2019)
Sacks: 1.0 at Miami (Nov. 6, 2021)
Fumbles Forced: 1, 3x - last vs. Pitt (Dec. 10, 2020)
Fumbles Recovered: 1 vs. Miami (Fla.) (Nov. 10, 2018)
Pass Breakups: 2 at Virginia (Nov. 9, 2019)
Interceptions: 1, 4x - last at Duke (Oct. 9, 2021)
Longest Interception Return: 95 at Louisville (Oct. 5, 2018)
Punt Returns: 3 vs. Alcorn St. (Sept. 1, 2018)
Punt Return Yards: 31 vs. Alcorn St. (Sept. 1, 2018)
Longest Punt Return: 25 vs. Alcorn St. (Sept. 1, 2018)
Kick Returns: 6 at USF (Sept. 8, 2018)
Kick Return Yards: 134 at USF (Sept. 08, 2018)
Longest Kick Return: 100 at No. 5 Georgia (Nov. 24, 2018)

WESLEY WALKER

Tackles: 10 at Duke (Oct. 9, 2021)
Solo Tackles: 5 at Louisville (Oct. 9, 2020)
Tackles for Loss: 1.0, twice - last at NC State (Dec. 5, 2020)
Fumbles Forced: 1, twice - last at Miami (Nov. 6, 2021)
Fumbles Recovered: 1 at Miami (Nov. 6, 2021)
Pass Breakups: 2, twice - last at Miami (Nov. 6, 2021)

ZAMARI WALTON

Tackles: 7 at Florida State (Sept. 12, 2020)
Solo Tackles: 5, twice - last vs. NC State (Nov. 21, 2019)
Tackles for Loss: 1.0, twice - last at Miami (Nov. 6, 2021)
Sacks: 1.0 vs. Virginia Tech (Oct. 30, 2021)
Pass Breakups: 2, twice - last at Temple (Sept. 28, 2019)
Interceptions: 1, twice - last vs. No. 1 Clemson (Oct. 17, 2020)
Fumbles Recovered: 1 vs. No. 4 Notre Dame (Oct. 31, 2020)

BILLY WARD

Tackles: 2 at No. 6 Notre Dame (Nov. 20, 2021)
Solo Tackles: 1 at No. 6 Notre Dame (Nov. 20, 2021)

KEION WHITE

Tackles: 1, 3x - last at No. 6 Notre Dame (Nov. 20, 2021)
Solo Tackles: 1, twice - last vs. Boston College (Nov. 13, 2021)
Tackles for Loss: 0.5 at No. 6 Notre Dame (Nov. 20, 2021)

JORDAN YATES

Pass attempts: 34 at No. 6 Clemson (Sept. 18, 2021)
Pass completions: 20 at No. 6 Clemson (Sept. 18, 2021)
Passing Yards: 254 vs. Kennesaw State (Sept. 11, 2021)
Passing TDs: 4 vs. Kennesaw State (Sept. 11, 2021)
Longest Pass: 54 at No. 6 Notre Dame (Nov. 20, 2021)
Rush Attempts: 15 at No. 6 Clemson (Sept. 18, 2021)
Rushing Yards: 47 vs. Boston College (Nov. 13, 2021)
Rushing TDs: 1 vs. Boston College (Nov. 13, 2021)
Longest Rush: 13 yards vs. Virginia Tech (Nov. 16, 2019)

SYLVAIN YONDJOUEN

Tackles: 4 at Duke (Oct. 12, 2019)
Solo Tackles: 2 at Duke (Oct. 12, 2019)
Tackles for Loss: 1.0, 3x - last at Syracuse (Sept. 26, 2020)
Sacks: 1.0 at No. 6 Notre Dame (Nov. 20, 2021)
Forced Fumbles: 1 at No. 6 Notre Dame (Nov. 20, 2021)

STARTING LINEUPS, ETC.

OFFENSIVE STARTERS	QB	RB	WR	WR	WR	TE	LT	LG	C	RG	RT
Northern Illinois	Sims	Gibbs	Carter	McGowan	Sanders	Leonard	Cochran	Cooper	Minihan	Johnson	Pendley
Kennesaw State	Yates	Gibbs	Mason [#]	McGowan	Carter	Leonard	Cochran	Cooper	Minihan	Johnson	Williams
Clemson	Yates	Gibbs	Carter	McGowan	Norris	Leonard	Cochran	Lay III	Minihan	Johnson	Williams
North Carolina	Yates	Gibbs	Carter	McGowan	Norris	Leonard	Cochran	Cooper	Minihan	Johnson	Williams
Pitt	Sims	Gibbs	Carter	McCollum	Norris	Leonard	Cochran	Vaipulu	Minihan	Johnson	Williams
Duke	Sims	Gibbs	Carter	McGowan	Norris	Coco	Cochran	Cooper	Minihan	Johnson	Williams
Virginia	Sims	Gibbs	Carter	McGowan	Sanders	Leonard	Cochran	Vaipulu	Minihan	Lay III	Johnson
Virginia Tech	Sims	Gibbs	Carter	Harris	Sanders	Smith [#]	Cochran	Vaipulu	Minihan	Lay III	Johnson
Miami (Fla.)	Sims	Gibbs	Carter	McGowan	Sanders	Leonard	Cochran	Vaipulu	Minihan	Johnson	Williams
Boston College	Yates	Gibbs	Carter	McGowan	Sanders	Leonard	Cochran	Vaipulu	Minihan	Johnson	Williams
Notre Dame	Yates	Gibbs	Carter	McGowan	Sanders	Leonard	Cochran	Lay III	Minihan	Johnson	Williams

Georgia

[^]WR ^{*TE} ^{#RB}

DEFENSIVE STARTERS	DE	DT	DT	DE	LB	LB	S	S	S	CB	CB
Northern Illinois	Domineck	Griffin	Brooks	Ivey	Chimedza [^]	Eley	Walker ^(N)	Carpenter	J. Thomas	Swilling	Walton
Kennesaw State	Domineck	Chimedza	Brooks	Ivey	Eley	Jackson	C. Thomas ^(N)	Carpenter	J. Thomas	Swilling	Oliver
Clemson	Domineck	Brooks	Ivey [#]	Jackson ^(N)	Eley	C. Thomas	Walker ^(N)	Carpenter	J. Thomas	Swilling	Oliver
North Carolina	Domineck	Brooks	Ivey [#]	Jackson ^(N)	Eley	Allen [*]	Walker ^(N)	J. King	J. Thomas	Swilling	Oliver
Pitt	Domineck	Brooks	Ivey [#]	Jackson ^(N)	Eley	C. Thomas	Walker ^(N)	Carpenter	J. Thomas	Swilling	Oliver
Duke	Domineck	Brooks	Ivey [#]	Jackson ^(N)	Eley	C. Thomas	Walker ^(N)	Carpenter	J. Thomas	Swilling	Oliver
Virginia	Domineck	Brooks	Ivey [#]	Jackson ^(N)	Eley	C. Thomas	Walker ^(N)	J. King	J. Thomas	Swilling	Sims
Virginia Tech	Robinson	Brooks	Ivey [#]	Jackson ^(N)	Eley	C. Thomas	Oliver ^(N)	J. King	J. Thomas	Swilling	Walton
Miami (Fla.)	Domineck	Brooks	Ivey [#]	Jackson ^(N)	Eley	C. Thomas	Walker ^(N)	Carpenter	J. Thomas	Swilling	Walton
Boston College	Kennard	Chimedza	Brooks	Ivey	Eley	Jackson	Walker ^(N)	Carpenter	J. Thomas	Swilling	Walton
Notre Dame	Kennard	Brooks	Lockhart	White	Tatum	Jackson	Sims	Carpenter	J. Thomas	Swilling	Walton

Georgia

^(N) = Nickel [^] DL [#] DE [@] LB ^{*} Safety

GAME INFORMATION

	TECH CAPTAINS	COIN TOSS	GT KO/REC.	GT 1ST OFF. PLAY	GT 1ST POSSESSION	OPP. 1ST POSSESSION	KICKOFF TIME	GAME LENGTH	GT HELMET	GT JERSEY	GT PANTS
Northern Ill.	Johnson, Sims Eley, Thomas	GT	KO	Gibbs rush 6	Downs	Punt	7:35	3:26	Gold	White/Blue	Gold/Blue
Kennesaw St.	Brooks, Carter Swilling, Cochran	KSU	KO	Gibbs rush 26	TD	Punt	12:11	3:12	Gold	White/Gold	Gold/Blue
Clemson	Brooks, Carter Swilling, Cochran	GT	KO	Yates pass 10 Carter	Punt	Punt	3:41	3:35	Gold	White/Gold	White/Blue
North Carolina	Jackson, McGowan Eley, Mason	GT	KO	Yates rush 4	Punt	Punt	7:40	3:24	Gold	Blue/Gold	Blue/Gold
Pitt	Jackson, McGowan Eley, Mason	GT	KO	Sims rush 23	INT	Punt	12:02	3:22	White	Blue/Gold	White/Blue
Duke	Johnson, Cochran Eley, Brooks	GT	KO	Gibbs rush 2	TD	Punt	12:33	3:26	Gold	White/Gold	Gold/Blue
Virginia	Sanders, Sims C. Thomas, J. Thomas	GT	Rec.	Sims pass INC McGowan	TD	Punt	7:35	3:29	Gold	White/Blue	Blue/Gold
Virginia Tech	Yates, Cochran Neuber, Brooks	GT	KO	Smith rush -1	Punt	Punt	12:03	3:11	Gold	Blue/Gold	Blue/Gold
Miami (Fla.)	Johnson, Mason Jackson, Oliver	GT	Rec.	Sims pass 6 Carter	Punt	TD	12:33	3:38	White	White/Blue	White/Blue
Boston College	McGowan, Carpenter Gibbs, Thomas	GT	KO	Gibbs rush 8	TD	TD	3:33	3:17	Gold	White/Gold	Gold/Blue
Notre Dame	Cochran, Johnson Brooks, Knight	ND	KO	Yates pass INC	INT	FG	2:41	3:01	Gold	White/Blue	Gold/Blue

Georgia

^{*} touchdown

TURNOVERS
GEORGIA TECH TAKEAWAYS

NO.	OPP.	QTR	TURNOVER	DEFENDER(S)	LED TO	PTS. OFF
1.	NIU	4	Fumble	W. Walker (F); Q. Jackson (R)	TD	7
2.	KSU	1	Fumble	J. Domineck (F, R)	TD [*]	7
3.	KSU	3	Interception	C. Thomas	Punt	0
4.	KSU	4	Interception	C. Thomas	TD	7
5.	CLEM	4	Fumble	Q. Jackson (F); M. Sims (R)	Punt	0
6.	UNC	2	Fumble	J. Domineck (F); Q. Jackson (R)	FG	3
7.	UNC	2	Fumble	D. Brooks (F); D. Knight II (R)	FG	3
8.	UNC	4	Fumble	J. Ivey (F); D. Brooks (R)	TD	7
9.	Duke	4	Interception	J. Thomas	End of Game	0
10.	Miami	1	Fumble	W. Walker (F); M. Sims (R)	INT	0
11.	Miami	1	Fumble	T. Carpenter (F); W. Walker (R)	TD	7
12.	Miami	2	Fumble	J. Thomas (F); J. King (R)	TD [*]	7
13.	BC	1	Fumble	Jalen Huff (F, R)	TD	7
[*] Defensive touchdown						55

GEORGIA TECH GIVEAWAYS

NO.	OPP.	QTR	TURNOVER	OFFENSIVE PLAYER	LED TO	PTS. OFF
1.	NIU	2	Fumble	Jeff Sims	Punt	0
2.	KSU	4	Fumble	Jamious Griffin	Punt	0
3.	CLEM	4	Interception	Jordan Yates	End of Game	0
4.	PITT	1	Interception	Jeff Sims	TD	7
5.	PITT	1	Interception	Jeff Sims	TD	7 [*]
6.	Duke	1	Interception	Jeff Sims	Downs	0
7.	Duke	2	Interception	Jeff Sims	Missed FG	0
8.	UVA	2	Interception	Jeff Sims	FG	3
9.	VT	3	Fumble	Jeff Sims	FG	3
10.	VT	4	Interception	Jeff Sims	End of Game	0
11.	Miami	1	Interception	Jeff Sims	Fumble	0
12.	BC	3	Interception	Jordan Yates	FG	3
13.	BC	4	Fumble	Jordan Yates	FG	3
14.	ND	1	Interception	Jordan Yates	TD	7 [*]
15.	ND	3	Fumble	Jordan Yates	TD	7 [*]
[*] Defensive touchdown						40



DRIVES

DRIVE CHART

DISPLAYED GEORGIA TECH/OPPONENT

	Possessions	TDs	FGs Made	FGs Missed	Fum.	Int.	Safety	Punt	Downs	Half	Game	80+yard Drives	3 and Out
Northern Illinois	12/12	3/3	0/0	3/0	1/1	0/0	0/0	3/7	2/0	0/1	0/1	1/1	2/7
Kennesaw State	12/13	5/2	1/1	0/0	0/1	0/2	0/0	3/7	0/0	1/0	1/0	2/0	3/4
Clemson	11/9	0/2	2/0	0/0	0/1	1/0	0/1	7/4	0/1	0/0	0/0	0/0	3/3
North Carolina	14/13	5/3	3/0	0/1	0/3	0/0	0/0	4/4	0/1	1/0	1/0	1/0	3/1
Pitt	13/13	3/6	0/1	1/0	0/0	2/0	0/0	4/4	3/0	0/1	0/1	0/0	6/2
Duke	15/14	4/3	1/2	0/2	0/0	2/1	0/0	6/5	0/1	1/0	1/0	2/2	5/3
Virginia	13/12	5/6	2/1	0/0	0/0	1/0	0/0	4/2	0/0	1/1	1/0	0/2	1/2
Virginia Tech	11/12	2/2	1/4	0/1	1/0	1/0	0/0	5/4	1/0	0/0	0/1	0/2	2/3
Miami (Fla.)	14/16	3/5	0/1	1/1	0/3	1/0	0/0	8/2	1/2	0/2	0/1	2/1	6/2
Boston College	10/10	3/5	1/2	0/0	1/1	1/0	0/0	1/2	1/0	2/0	1/0	1/3	2/1
Notre Dame	13/11	0/5	0/2	1/0	1/0	1/0	0/0	10/3	0/0	0/0	0/1	0/2	5/1
Georgia													
TOTALS	138/135	33/42	11/14	6/5	4/10	10/3	0/1	54/44	8/6	6/5	5/5	9/13	15/28

GEORGIA TECH SCORING DRIVES

QTR	TD	FG	PLAYERS	PLAY	PL	YDS	TIME
Northern Ill.	2	X	McGowan from Yates	22-yd pass	17	97	6:00
	4	X	Dontae Smith	15-yd rush	5	77	2:23
	4	X	Jordan Yates	4-yd rush	3	25	0:54
Kennesaw St.	1	X	Mason from Yates	6-yd pass	8	81	2:44
	1	X	Jordan Domineck	70-yd FUM return			
	2	X	Brent Cimaglia	31-yd FG	12	52	4:49
	2	X	McGowan from Yates	4-yd pass	7	48	2:48
	3	X	Norris from Yates	16-yd pass	6	80	2:32
	4	X	McGowan from Yates	39-yd pass	2	44	0:30
Clemson	4	X	Dontae Smith	10-yd rush	4	42	1:46
	2	X	Brent Cimaglia	22-yd FG	14	66	2:47
	4	X	Brent Cimaglia	22-yd FG	16	70	6:53
	2	X	Brent Cimaglia	34-yd FG	9	64	5:02
North Carolina	2	X	Brent Cimaglia	32-yd FG	4	-4	0:35
	2	X	Jeff Sims	11-yd rush	2	17	0:42
	3	X	Jeff Sims	1-yd rush	3	39	0:32
	3	X	Jahmyr Gibbs	4-yd rush	8	81	2:50
	4	X	Carter from Sims	27-yd pass	9	75	4:58
	4	X	Brent Cimaglia	31-yd FG	12	52	7:11
	4	X	Jeff Sims	50-yd rush	2	53	0:51
	1	X	McCollum from Sims	44-yd pass	5	75	2:02
Pitt	2	X	Dontae Smith	3-yd rush	6	66	1:48
	3	X	Sanders from Sims	4-yd pass	12	75	4:41
	1	X	Gibbs from Sims	77-yd pass	3	82	1:07
Duke	1	X	Jeff Sims	1-yd rush	8	77	3:28
	2	X	Brent Cimaglia	25-yd FG	7	41	2:00
	3	X	McGowan from Sims	18-yd pass	6	75	2:40
	4	X	Sanders from Sims	36-yd pass	6	88	0:51
	1	X	McGowan from Sims	36-yd pass	5	75	1:40
UVA	1	X	Dontae Smith	3-yd rush	12	79	5:05
	2	X	Brent Cimaglia	26-yd FG	13	66	4:59
	3	X	Jahmyr Gibbs	71-yd rush	2	75	0:41
	4	X	Brent Cimaglia	34-yd FG	8	48	3:27
	4	X	Norris from Sims	37-yd pass	8	75	2:34
	4	X	McGowan from Sims	5-yd pass	5	51	0:54
	1	X	McGowan from Sims	26-yd pass	9	75	3:30
	3	X	Brent Cimaglia	37-yd FG	9	52	4:30
VT	3	X	Sanders from Sims	23-yd pass	4	64	1:18
	1	X	Jordan Mason	71-yd rush	6	93	2:53
	2	X	Jahmyr Gibbs	29-yd rush	7	86	2:57
	2	X	Jaylon King	40-yd FUM return			
Miami	3	X	Gibbs from Sims	50-yd pass	7	73	3:26
	4	X	Juanyc Thomas	100-yd PAT return			
	1	X	Jahmyr Gibbs	98-yd KO Return			
	1	X	Malachi Carter from Jordan Yates	12-yd pass	7	70	3:14
BC	2	X	Jordan Yates	2-yd rush	13	85	6:54
	3	X	Brent Cimaglia	28-yd FG	9	60	4:31
	4	X	Jahmyr Gibbs	4-yd rush	6	68	2:58

TOUCHDOWN DRIVES SUMMARY

	GT	OPP
Touchdown plays of 20-plus yards	17	18
Touchdown plays of 50-plus yards	7	6
Touchdown drives of 80-plus yards	9	10
Touchdown drives of 90-plus yards	2	3
Touchdown drives of 20 yards or less	1	-
Touchdown drives of 5:00 or more	4	4
Touchdown drives of 7:00 or more	-	-
Touchdown drives of 3:00 or less	21	23
Touchdown drives of 2:00 or less	13	15
Touchdown drives of 1:00 or less	6	5
Touchdown drives of 5 plays or less	12	16
Touchdown drives of 10 plays or more	4	8
Touchdown drives of 1 play	-	-

does not include special teams or defensive touchdowns

OPPONENT SCORING DRIVES

QTR	TD	FG	PLAYERS	PLAY	PL	YDS	TIME
Northern Ill.	1	X	H. Waylee	35-yd rush	8	74	3:42
	2	X	Joiner from Lombardi	5-yd pass	12	66	5:22
	4	X	Ratkovich from Lombardi	3-yd pass	9	80	2:04
Kennesaw St.	2	X	N. Robertson	31-yd FG	9	46	4:22
	4	X	I. Cousin	54-yd rush	7	75	4:08
	4	X	A. Adeleke from Shepherd	39-yd pass	4	46	1:30
	1	X	W. Shipley	3-yd rush	8	39	3:15
Clemson	4	X	W. Shipley	3-yd rush	12	66	4:29
	1	X	S. Howell	23-yd rush	4	40	1:03
North Carolina	3	X	Morales from Howell	7-yd pass	6	75	1:49
	4	X	Downs from Howell	4-yd pass	8	75	2:33
	1	X	I. Abanikanda	9-yd rush	7	48	2:14
Pitt	1	X	J. Petrishen	33-yd INT Return			
	1	X	Addison from Pickett	11-yd pass	2	58	0:58
	2	X	Mack from Pickett	55-yd pass	2	55	0:15
	2	X	I. Abanikanda	6-yd rush	9	75	3:08
	2	X	Krull from Pickett	16-yd pass	2	45	0:39
	3	X	Carter from Pickett	2-yd pass	11	77	4:49
	4	X	S. Scarton	46-yd FG	12	60	4:56
	1	X	Bobo from Holmberg	37-yd pass	8	79	3:16
Duke	2	X	M. Durant	1-yd rush	12	68	3:56
	3	X	C. Ham	35-yd FG	9	60	3:39
	4	X	Dalmolin from Holmberg	7-yd pass	10	80	3:17
	4	X	C. Ham	22-yd FG	15	80	5:52
	1	X	Kemp from Armstrong	1-yd pass	9	75	3:35
UVA	2	X	Wicks from Armstrong	13-yd pass	7	83	3:30
	2	X	Wicks from Armstrong	77-yd pass	3	82	0:48
	2	X	Farrell	24-yd FG	7	47	2:36
	2	X	Farrell	26-yd FG	11	67	5:91
	3	X	Armstrong	4-yd rush	8	75	3:47
	3	X	Armstrong	14-yd rush	8	48	3:27
	4	X	Henry from Armstrong	20-yd pass	9	96	5:09
	1	X	Turner from Burmeister	69-yd pass	4	86	1:17
	1	X	Robinson from Burmeister	4-yd pass	10	75	4:01
	2	X	J. Romo	23-yd FG	7	70	1:54
VT	2	X	J. Romo	43-yd FG	8	64	1:45
	3	X	J. Romo	34-yd FG	4	0	2:14
	4	X	J. Romo	21-yd FG	12	85	7:01
	1	X	Harley from Van Dyke	8-yd pass	11	93	3:39
Miami	1	X	Rambo from Van Dyke	35-yd pass	4	58	0:58
	2	X	A. Borregales	28-yd FG	5	43	0:57
	3	X	J. Knighton	2-yd rush	4	75	1:01
	4	X	A. Borregales	31-yd FG	12	53	5:05
	4	X	Smith from Van Dyke	15-yd pass	5	51	1:50
	1	X	Z. Flowers from P. Jurkovec	48-yd pass	5	75	2:00
	2	X	Z. Flowers from P. Jurkovec	39-yd pass	4	55	1:36
	2	X	P. Jurkovec	8-yd rush	4	83	1:50
BC	2	X	P. Jurkovec	14-yd rush	5	65	1:41
	4	X	C. Lytton	31-yd FG	13	83	5:13
	4	X	P. Jurkovec	31-yd rush	10	90	6:05
	4	X	C. Lytton	27-yd FG	4	8	1:01
	1	X	J. Doerer	41-yd FG	5	25	2:25
	1	X	J. Kiser	43-yd INT Return			
	1	X	K. Williams	9-yd rush	9	65	3:29
	1	X	M. Mayer from J. Coan	52-yd pass	4	69	1:22
ND	2	X	L. Diggs	5-yd rush	7	61	3:45
	2	X	L. Diggs from J. Coan	20-yd pass	4	60	1:47
	2	X	K. Williams	1-yd rush	7	89	3:01
	3	X	J. Doerer	26-yd FG	6	86	3:02
	3	X	M. Tagavailoa-Amosa	70-yd FUM Return			

BIG PLAYS
GEORGIA TECH BIG PLAYS (20+ YARDS)

NO.	OPPONENT	PLAYER(S)	PLAY	* Touchdown	
				DOWN-DIST.	YDS.
1.	Northern Illinois	Jeff Sims	Rush	1-10	28
2.	Jordan Mason		Rush	3-3	24
3.	Malachi Carter from Jordan Yates		Pass	1-10	53
4.	Kennesaw State	Jordan Domineck	FUM Return		70*
5.	Jahmyr Gibbs		KO Return		42
6.	Kyric McGowan from Jordan Yates		Pass	2-5	39*
7.	Jahmyr Gibbs from Jordan Yates		Pass	1-10	32
8.	Malachi Carter from Jordan Yates		Pass	3-8	30
9.	Dontae Smith		Rush	2-3	29
10.	Jahmyr Gibbs		Rush	1-10	26
11.	Kalani Norris from Jordan Yates		Pass	3-8	20
12.	Clemson	Kyric McGowan from Jordan Yates	Pass	4-11	35
13.	Kyric McGowan from Jordan Yates		Pass	1-10	25
14.	Kyric McGowan from Jordan Yates		Pass	3-10	22
15.	North Carolina	Jeff Sims	Rush	2-7	50*
16.	Jeff Sims		Rush	2-10	38
17.	Demetrius Knight II		FUM Return		37
18.	Jordan Mason		Rush	2-5	29
19.	Jahmyr Gibbs		Rush	1-10	29
20.	Kyric McGowan from Jeff Sims		Pass	1-10	28
21.	Malachi Carter from Jeff Sims		Pass	1-10	27*
22.	Quez Jackson		FUM Return		23
23.	Pitt	Jahmyr Gibbs from Jeff Sims	Pass	1-10	71
24.	Nate McCollum from Jeff Sims		Pass	1-10	44*
25.	Adonias Sanders from Jeff Sims		Pass	1-10	36
26.	Jahmyr Gibbs		KO Return		34
27.	Jahmyr Gibbs		KO Return		28
28.	Malik Rutherford from Jeff Sims		Pass	1-10	24
29.	Jeff Sims		Rush	1-10	23
30.	Jahmyr Gibbs from Jeff Sims		Pass	1-10	20
31.	Malachi Carter from Jeff Sims		Pass	1-10	20
32.	Jahmyr Gibbs		KO Return		20
33.	Duke	Jahmyr Gibbs from Jeff Sims	Pass	3-5	77*
34.	Malachi Carter from Jeff Sims		Pass	3-6	39
35.	Malachi Carter from Jeff Sims		Pass	3-9	39
36.	Adonias Sanders from Jeff Sims		Pass	1-10	37
37.	Adonias Sanders from Jeff Sims		Pass	3-6	36*
38.	Azende Rey		Punt Return		35
39.	Jahmyr Gibbs		KO Return		25
40.	Kalani Norris from Jeff Sims		Pass	1-10	25
41.	Jahmyr Gibbs		KO Return		21
42.	Virginia	Jahmyr Gibbs	Rush	2-6	71*
43.	Jeff Sims		Rush	4-1	38
44.	Kalani Norris from Jeff Sims		Pass	2-10	37*
45.	Kyric McGowan from Jeff Sims		Pass	1-10	36*
46.	Adonias Sanders from Jeff Sims		Pass	3-8	25
47.	Jordan Mason		Rush	2-10	21
48.	Virginia Tech	Jahmyr Gibbs	Rush	1-10	61
49.	Jahmyr Gibbs from Jeff Sims		Pass	3-6	39
50.	Kyric McGowan from Jeff Sims		Pass	4-4	26*
51.	Jahmyr Gibbs		Rush	1-10	23
52.	Adonias Sanders from Jeff Sims		Pass	2-10	23
53.	Jeff Sims		Rush	2-11	21
54.	Kyric McGowan from Jeff Sims		Pass	1-10	21
55.	Adonias Sanders from Jeff Sims		Pass	1-10	20
56.	Miami	Jordan Mason	Rush	3-2	71*
57.	Jahmyr Gibbs from Jeff Sims		Pass	1-10	50*
58.	Jaylon King		FUM Return		40*
59.	Jahmyr Gibbs		KO Return		38
60.	Jahmyr Gibbs		Rush	2-2	29*
61.	Jahmyr Gibbs		KO Return		25
62.	Jahmyr Gibbs		Rush	2-27	23
63.	Jahmyr Gibbs		KO Return		22
64.	Boston College	Jahmyr Gibbs	KO Return		98*
65.	Jordan Yates		Rush	2-11	30
66.	Jordan Yates		Rush	1-10	27
67.	Jordan Mason		Rush	2-8	26
68.	Kyric McGowan from Jordan Yates		Pass	3-16	22
69.	Jamious Griffin		KO Return		20
70.	Notre Dame	Jordan Yates	Rush	2-3	54
71.	Jahmyr Gibbs		KO Return		40
72.	Jahmyr Gibbs		KO Return		24
73.	Dontae Smith		Rush	2-7	22
74.	Dylan Leonard from Jordan Yates		Pass	2-6	22
75.	Azende Rey		KO Return		20

OPPONENT BIG PLAYS (20+ YARDS)

NO.	OPPONENT	PLAYER(S)	PLAY	* Touchdown	
				DOWN-DIST.	YDS.
1.	Northern Illinois	T. Richie from R. Lombardi	Pass	1-10	39
2.	Kennesaw State	I. Cousin	Rush	4-4	54*
3.	Adeleke from Shepherd		Pass	4-3	39*
4.	Farrow from Shepherd		Pass	3-3	22
5.	North Carolina	E. Simmons from S. Howell	Pass	3-18	63
6.	A. Green from S. Howell		Pass	1-10	36
7.	E. Simmons from S. Howell		Pass	1-10	31
8.	S. Howell		Rush	2-7	23*
9.	K. Morales from S. Howell		Pass	2-5	21
10.	Pitt	T. Mack from K. Pickett	Pass	2-10	55*
11.	J. Addison from K. Pickett		Pass	1-10	47
12.	J. Petrishen		FUM Return		33*
13.	T. Mack from K. Pickett		Pass	2-9	31
14.	L. Krull from K. Pickett		Pass	1-10	29
15.	J. Addison from K. Pickett		Pass	2-3	25
16.	S. Jacques-Louis from K. Pickett		Pass	2-5	21
17.	T. Mack from K. Pickett		Pass	4-4	20
18.	Duke	J. Bobo from G. Holmberg	Pass	1-5	37*
19.	J. Calhoun from G. Holmberg		Pass	1-10	36
20.	J. Calhoun from G. Holmberg		Pass	1-10	29
21.	J. Stinson		KO Return		28
22.	J. Calhoun from G. Holmberg		Pass	3-17	26
23.	L. Johnson		INT Return		20
24.	J. Stinson		KO Return		20
25.	Virginia	D. Wicks from B. Armstrong	Pass	3-5	77*
26.	B. Armstrong		Rush	4-8	45
27.	D. Wicks from B. Armstrong		Pass	1-10	28
28.	B. Kemp		KO Return		26
29.	J. Woods from B. Armstrong		Pass	1-10	24
30.	K. Thompson from B. Armstrong		Pass	3-16	23
31.	R. Henry from B. Armstrong		Pass	1-10	20*
32.	J. Woods from B. Armstrong		Pass	1-10	20
33.	K. Thompson		Rush	2-7	20
34.	D. Wicks from B. Armstrong		Pass	2-10	20
35.	Virginia Tech	T. Turner from B. Burmeister	Pass	3-8	69*
36.	T. Turner from B. Burmeister		Pass	3-1	61
37.	N. Gallo from B. Burmeister		Pass	2-7	27
38.	T. Turner from B. Burmeister		Pass	1-10	26
39.	R. Blackshear		Rush	2-8	25
40.	B. Burmeister		Rush	1-10	24
41.	Miami	C. Rambo from T. Van Dyke	Pass	1-10	60
42.	C. Rambo from T. Van Dyke		Pass	1-10	44
43.	C. Rambo from T. Van Dyke		Pass	1-10	37
44.	C. Rambo from T. Van Dyke		Pass	3-12	35*
45.	A. Williams		INT Return		32
46.	J. Knighton		Rush	1-10	25
47.	M. Harley from T. Van Dyke		Pass	2-10	24
48.	J. George from T. Van Dyke		Pass	2-10	20
49.	W. Mallory from T. Van Dyke		Pass	3-8	20
50.	Boston College	Z. Flowers from P. Jurkovec	Pass	2-6	48*
51.	Z. Flowers from P. Jurkovec		Pass	2-10	39*
52.	T. Barry from P. Jurkovec		Pass	1-10	38
53.	J. Williams from P. Jurkovec		Pass	3-9	38
54.	P. Jurkovec		Rush	3-4	31*
55.	T. Levy		KO Return		27
56.	J. Luchetti from P. Jurkovec		Pass	2-15	26
57.	J. Gill from P. Jurkovec		Pass	3-11	24
58.	T. Barry from P. Jurkovec		Pass	3-13	21
59.	T. Levy		KO Return		20
60.	Notre Dame	Tagovailoa-Amosa	FUM Return		70*
61.	T. Buchner		Rush	1-10	68
62.	M. Mayer from J. Coan		Pass	1-10	52*
63.	K. Austin from J. Coan		Pass	1-10	51
64.	C. Tyree		KO Return		51
65.	J. Kiser		FUM Return		43*
66.	K. Austin from J. Coan		Pass	1-10	38
67.	K. Williams		Rush	1-10	26
68.	A. Estime		Rush	2-14	21
69.	L. Diggs from J. Coan		Pass	1-10	20*

BIG PLAYS FROM SCRIMMAGE SUMMARY

RUSH/CATCH	20-29	30-39	40-49	50-59	60-69	70-79	80-89	90-99	TOT
Jahmyr Gibbs	6 (5/1)	2 (0/2)		1 (0/1)	1 (0/1)	3 (1/2)			13
Kyric McGowan	6 (0/6)	3 (0/3)							9
Malachi Carter	2 (0/2)	3 (0/2)		1 (0/1)					6
Jeff Sims	3 (3/0)	2 (2/0)		1 (1/0)					6
Adonias Sanders	3 (0/3)	3 (0/3)							6
Jordan Mason	3 (3/0)					1 (1/0)			4
Kalani Norris	2 (0/2)	1 (0/1)							3
Jordan Yates	1 (1/0)	1 (1/0)		1 (1/0)					3
Dontae Smith	2 (2/0)								2
Nate McCollum			1 (0/1)						1
Malik Rutherford	1 (0/1)								1
Dylan Leonard	1 (0/1)								1
Totals	30 (14/16)	15 (3/12)	1 (0/1)	4 (2/2)	1 (0/1)	4 (2/2)			55
Opponents	29 (7/22)	13 (1/12)	4 (1/3)	3 (0/3)	5 (1/4)	1 (0/1)			55
PASSING	20-29	30-39	40-49	50-59	60-69	70-79	80-89	90-99	TOT
Jeff Sims	10	6	1	1		2			20
Jordan Yates	6	6		1					13
Totals	19	15	2	2		2			40
Opponents	22	12	3	3	5	1			46

THE LAST TIME IT HAPPENED ...

TEAM

	GEORGIA TECH	OPPONENT
Scored 50 Points	Nov. 28, 2020 vs. Duke (56)	Nov. 20, 2021 by No. 6 Notre Dame (55)
Scored 50 Points, ACC Game	Nov. 28, 2020 vs. Duke (56)	Oct. 2, 2021 by Pitt (52)
Scored 35 Points, Half	Oct. 5, 2018 at Louisville (35/2nd)	Nov. 20, 2021 by No. 6 Notre Dame (45/1st)
Scored 28 Points, Quarter	Sept. 3, 2015 vs. Alcorn State (34/1st)	Oct. 17, 2020 by No. 1 Clemson (2nd/35)
Scored 0 Points	Nov. 20, 2021 at No. 6 Notre Dame	Sept. 1, 2018 by Alcorn State
Scored 0 Points, Half	Oct. 17, 2020 vs. No. 1 Clemson (2nd)	Sept. 1, 2018 by Alcorn State (2nd)
Overcame 10-Point Deficit, Win	Oct. 9, 2020 vs. Louisville (21-7)	Sept. 8, 2018 by USF (28-38)
Overcame 10-Point Halftime Deficit, Win	Sept. 12, 2020 at Florida State (0-10)	Nov. 30, 2013 by Georgia (20T) (7-20)
40-Point Margin of Victory	Sept. 29, 2018 vs. Bowling Green (63-17)	Nov. 20, 2021 by No. 6 Notre Dame (55-0)
30-39-Point Margin of Victory	Oct. 5, 2018 at Louisville (66-31)	Oct. 2, 2021 by Pitt (52-21)
Scored 30 Points or more, Loss	Nov. 13, 2021 vs. Boston College (30)	Oct. 5, 2018 by Louisville (31)
Scored fewer than 10 Points, Win	Nov. 11, 2006 at North Carolina (7-0)	Dec. 2, 2006 by Wake Forest (9-6)
7 Touchdowns	Nov. 28, 2020 vs. Duke (7)	Oct. 2, 2021 by Pitt (7)
0 Touchdowns	Nov. 20, 2021 at No. 6 Notre Dame	Sept. 1, 2018 by Alcorn State
5+ Rushing Touchdowns	Oct. 25, 2018 at Virginia Tech (7)	Aug. 29, 2019 by No. 1 Clemson (5)
4+ Passing Touchdowns	Sept. 13, 2014 vs. Georgia Southern (4)	Oct. 23, 2021 by Virginia (4)
Interception Return for TD	Oct. 5, 2018 at Louisville Juanyeh Thomas (95 yards) (Jordan Travis pass)	Nov. 20, 2021 by No. 6 Notre Dame Jack Kiser (43 yards) (Jordan Yates pass)
Fumble Return for TD	Nov. 6, 2021 at Miami (Fla.); Jaylon King (40 yards)	Nov. 20, 2021 by No. 6 Notre Dame; Myron Tagovailoa-Amosa (70 yards)
Punt Return for TD	Sept. 10, 2009 vs. Clemson; Jerrard Tarrant (85 yards)	Sept. 23, 2017 by Pittsburgh; Quadree Henderson (80 yards)
Blocked Punt Return for TD	Sept. 27, 1997 vs. Clemson Block by Ajenavi Eziemefe, D'Jay Jones recovered for TD	Oct. 12, 2019 by Duke Xander Gagnon blocked and Javon Jackson recovered for a TD
Kickoff Return for TD	Nov. 13, 2021 vs. Boston College; Jahmyr Gibbs (98-yard return)	Sept. 8, 2018 by USF; Terrence Horne (98 yards) Sept. 8, 2018 by USF; Terrence Horne (97 yards)
2 Non-Offensive TDs	Nov. 8, 2014 at NC State (INT return, fumble return)	Nov. 20, 2021 by No. 6 Notre Dame (INT return; fumble return)
4 Field Goals Made	Dec. 31, 2016 vs. Kentucky (4)	Oct. 30, 2021 by Virginia Tech (4)
3 Field Goals Missed	Sept. 4, 2021 vs. Northern Illinois (3)	Oct. 19, 2019 by Miami (3)
5 Field Goals Attempted	Dec. 31, 2011 vs. Utah (5)	Nov. 17, 2007 by North Carolina (5)
50-yard Field Goal Made	Dec. 31, 2016 vs. Kentucky (Harrison Butker, 52)	Sept. 23, 2017 by Pittsburgh; Alex Kessman (55 yards)
Missed PAT	Nov. 13, 2021 vs. Boston College	Sept. 26, 2020 by Syracuse
Missed more than 1 PAT	Nov. 3, 2012 at Maryland (2)	Nov. 5, 1977 by Notre Dame (2)
Made 2-Point Conversion	Oct. 23, 2021 at Virginia (A. Boyd pass from J. Sims)	Sept. 25, 2021 by No. 20 UNC (C. Baker pass from S. Howell)
Failed 2-Point Conversion	Oct. 23, 2021 at Virginia (PeJe Harris pass failed)	Nov. 21, 2019 by NC State (Devin Leary pass failed)
Two+ 2-Point Conversions Att.	Oct. 23, 2021 at Virginia (2, 1 converted)	Nov. 11, 2017 by No. 17 Virginia Tech (2, 2 failed)
Defensive Extra Point Scored	Nov. 6, 2021 at Miami (Fla.) Juanyeh Thomas 100-yard INT return (Tyler Van Dyke pass)	None recorded
Recorded Safety	Sept. 18, 2021 at No. 6 Clemson J. Thomas forced Clemson fumble, fell on in own end zone	Nov. 28, 2020 by Duke GT fumbled a punt return into the endzone
Blocked Field Goal	Oct. 19, 2019 at Miami Antwan Owens blocked T. Davidson's attempt	Sept. 4, 2017 by No. 25/24 Tennessee (20T) Paul Bain blocked Shawn Davis' attempt
Blocked PAT	Sept. 26, 2020 vs. Syracuse (D'Quon Douse)	Oct. 23, 2021 at Virginia (N. Taylor)
Blocked Punt	Nov. 2, 2019 vs. Pitt Jerry Howard, Jr. blocked punt of Kirk Christodoulou	Sept. 25, 2021 by No. 20 North Carolina Giovanni Biggers blocked punt of David Shanahan
Blocked 2 Kicks/Punts	Dec. 30, 2013 vs. Ole Miss (field goal/PAT)	Nov. 4, 1989 by Western Carolina (2 FGAs)
30+ First Downs	Oct. 25, 2018 at Virginia Tech (35)	Oct. 23, 2021 by Virginia (32)
10 (or fewer) First Downs	Oct. 17, 2020 vs. No. 1 Clemson (7)	Sept. 1, 2018 by Alcorn State (9)
500-599 Yards Total Offense	Oct. 23, 2021 at Virginia (570)	Nov. 13, 2021 by Boston College (505)
600+ Yards Total Offense	Sept. 8, 2018 at USF (602)	Oct. 23, 2021 by Virginia (636)
< 200 Yards Total Offense	Nov. 16, 2019 vs. Virginia Tech (134)	Sept. 1, 2018 by Alcorn State (146)
< 100 Yards Total Offense	Nov. 18, 1961 at Alabama (96)	Oct. 9, 2004 by Maryland (82)
300+ Yards Total Offense, Half	Sept. 25, 2021 vs. No. 20 UNC (313/2nd)	Oct. 23, 2021 by Virginia (307/2nd)
< 50 Yards Total Offense, Half	Sept. 22, 2016 vs. No. 5/3 Clemson (22/1st)	Sept. 9, 2017 by Jacksonville State (45/2nd)
90 Offensive Plays	Sept. 4, 2017 vs. No. 25/24 Tennessee (20T) (96)	Oct. 9, 2021 by Duke (91)
50 (or fewer) Offensive Plays	Nov. 2, 2019 vs. Pitt (50)	Oct. 25, 2018 by Virginia Tech (47)
300-399 Yards Rushing	Nov. 28, 2020 vs. Duke (377)	Sept. 14, 2019 by The Citadel (320)
400+ Yards Rushing	Nov. 3, 2018 at North Carolina (461)	Aug. 29, 2019 by No. 1 Clemson (411)
50 Yards (or less) Rushing	Nov. 27, 2004 at Georgia (24)	Sept. 23, 2017 by Pittsburgh (37)
0 Yards (or less) Rushing	1968 (two times – vs. Notre Dame and Navy)	Nov. 2, 2013 by Pittsburgh (-5)
60+ Rushing Attempts	Oct. 25, 2018 at Virginia Tech (78)	Oct. 9, 2021 by Duke (62)
30 (or fewer) Rushing Attempts	Oct. 30, 2021 vs. Virginia Tech (30)	Oct. 23, 2021 by Virginia (30)
25+ Pass Completions	Oct. 23, 2021 at Virginia (27)	Oct. 23, 2021 by Virginia (29)
5 (or fewer) Pass Completions	Nov. 24, 2018 at No. 5 Georgia (5)	Sept. 14, 2019 by The Citadel (1)

THE LAST TIME IT HAPPENED ...
TEAM

	GEORGIA TECH	OPPONENT
40+ Pass Attempts	Oct. 23, 2021 at Virginia (44)	Oct. 23, 2021 by Virginia (43)
10 (or fewer) Pass Attempts	Nov. 17, 2018 vs. Virginia (OT) (8)	Sept. 14, 2019 by The Citadel (4)
Threw 3 Interceptions	Sept. 26, 2020 vs. Syracuse (4)	Nov. 3, 2018 by North Carolina (3)
300-399 Yards Passing	Oct. 23, 2021 at Virginia (300)	Nov. 20, 2021 by No. 6 Notre Dame (302)
400+ Yards Passing	Nov. 10, 2001 at Virginia (486)	Oct. 17, 2020 by No. 1 Clemson (500)
100 (or less) Yards Passing	Nov. 20, 2021 at No. 6 Notre Dame (96)	Sept. 1, 2018 by Alcorn State (69)
Completed 70 Percent of Passes	Sept. 11, 2021 vs. Kennesaw State (.739, 17-of-23)	Oct. 9, 2021 by Duke (.759, 22-of-29)
5+ Fumbles	Oct. 13, 2018 vs. Duke (6)	Oct. 25, 2014 by Pittsburgh (7)
4+ Fumbles Lost	Sept. 23, 2017 vs. Pittsburgh (4)	Nov. 28, 2020 by Duke (4)
5 Turnovers	Sept. 26, 2020 vs. Syracuse (5)	Nov. 28, 2020 by Duke (5)
0 Turnovers	Dec. 5, 2020 at NC State	Dec. 5, 2020 by NC State
10 Penalties	Nov. 21, 2021 vs. Boston College (10)	Oct. 24, 2020 by Boston College (10)
2 (or fewer) Penalties	Sept. 7, 2019 vs. USF (2)	Nov. 30, 2019 by No. 4 Georgia (0)
100+ Penalty Yards	Dec. 5, 2020 at NC State (111)	Oct. 24, 2020 by Boston College (102)
10 (or fewer) Penalty Yards	Oct. 14, 2017 vs. No. 11/10 Miami (6)	Nov. 30, 2019 by No. 4 Georgia (0)
10 Punts	Nov. 20, 2021 at No. 6 Notre Dame (10)	Oct. 11, 2008 by Gardner-Webb (10)
0 Punts	Oct. 5, 2018 at Louisville	Dec. 5, 2009 by Clemson
10 Third-Down Conversions	Dec. 5, 2020 at NC State (10)	Oct. 31, 2020 by No. 4 Notre Dame (10)
2+ Fourth-Down Conversions	Sept. 18, 2021 at No. 6 Clemson (2-of-3)	Oct. 9, 2021 by Duke (2-of-3)
4 Fourth-Down Attempts	Oct. 2, 2021 vs. Pitt (2-of-4)	Sept. 12, 2020 by Florida State (3-of-5)
37:00 or higher TOP	Oct. 25, 2018 at Virginia Tech (42:18)	Nov. 19, 2016 by Virginia (38:37)
15 Tackles for Loss	Sept. 1, 2007 at Notre Dame (19)	None Recorded
10 Sacks	Oct. 9, 1993 vs. Maryland (11)	None Recorded
5 Players to Score TD	Sept. 11, 2021 vs. Kennesaw State (5)	Nov. 20, 2021 by No. 6 Notre Dame (6)
4 Players to Rush for TD	Oct. 9, 2020 vs. Louisville (4)	Nov. 10, 2012 by North Carolina (4)
3 Players to Catch TD Pass	Oct. 9, 2021 at Duke (3)	Nov. 6, 2021 by Miami (Fla.) (3)
2 Players to Throw TD Pass	Oct. 9, 2020 vs. Louisville (2 - Jeff Sims & Ahmarean Brown)	Oct. 17, 2020 by No. 1 Clemson (5 - Trevor Lawrence; 2 - Hunter Helms)
15-Play+ Touchdown Drive	Sept. 4, 2021 vs. Northern Illinois (17)	Oct. 31, 2020 by No. 4 Notre Dame (15)
8-Minute+ Touchdown Drive	Sept. 30, 2017 vs. North Carolina (8:54)	Oct. 31, 2020 by No. 4 Notre Dame (8:38)
90-Yard+ Touchdown Drive	Nov. 6, 2021 at Miami (Fla.) (93)	Nov. 13, 2021 by Boston College (90)
1-Play Touchdown Drive	Nov. 3, 2018 at North Carolina (Q. Searcy 86-yd pass from T. Oliver)	Oct. 17, 2020 by No. 1 Clemson (A. Rodgers 83-yd pass from T. Lawrence)
Won an Overtime Game	Oct. 19, 2019 at Miami (OT) (28-21)	Sept. 14, 2019 by The Citadel (OT) (27-24)
Game Won on Final Play	Oct. 24, 2015 vs. Florida State (Lance Austin 78-yard missed FG return)	Sept. 14, 2019 by The Citadel (37-yard FG in overtime)

BOTH TEAMS COMBINED

90 Points	Oct. 5, 2018 at Louisville (97) (66-31)	6 Field Goals	Nov. 17, 2018 vs. Virginia (OT) (6)
100+ Rushing Attempts	Oct. 9, 2021 at Duke (101)	5 Fumbles Lost	Sept. 23, 2017 vs. Pittsburgh (5)
20 (or fewer) Points	Nov. 28, 2015 vs. Georgia (20) (13-7)	4 Field Goals Missed	Oct. 20, 2012 vs. Boston College (4)
60 (or fewer) Rushing Att.	Sept. 9, 2006 vs. Samford (51)	10 Turnovers	Nov. 17, 1990 at Wake Forest (10)
10 (or fewer) Points	Nov. 11, 2006 at North Carolina (7) (7-0)	8 Field Goals Att.	Nov. 17, 2007 vs. North Carolina (8)
700+ Yards Passing	Oct. 2, 2021 by Pitt (758)	0 Turnovers	Oct. 15, 2016 vs. Georgia Southern
50 Points in a Half	Oct. 2, 2021 by Pitt (56)	50 First Downs	Oct. 23, 2021 at Virginia (60)
150 (or fewer) Passing Yds.	Nov. 3, 2012 at Maryland (146)	20 Penalties	Oct. 24, 2020 at Boston College (20)
0 Points in a Half	Nov. 11, 2006 at North Carolina (2nd)	25 (or fewer) First Downs	Oct. 18, 2008 at Clemson (24) (12-12)
50 Pass Completions	Oct. 23, 2021 at Virginia (56)	5 (or fewer) Penalties	Nov. 21, 2019 vs. NC State (5)
30 Points in a Quarter	Nov. 28, 2020 vs. Duke (33/2nd)	1,000+ Yards Total Offense	Oct. 23, 2021 at Virginia (1,206)
20 (or fewer) Completions	Sept. 14, 2019 vs. The Citadel (8)	200 Penalty Yards	Sept. 9, 2000 vs. Florida State (254)
10+ Touchdowns	Oct. 2, 2021 by Pitt (10)	500 Yds (or fewer) Total Off.	Oct. 22, 2011 at Miami (473)
90 Pass Attempts	Oct. 26, 2002 vs. Virginia (101)	25 (or fewer) Penalty Yards	Oct. 22, 2011 at Miami (15)
0 Touchdowns	Dec. 2, 2006 vs. Wake Forest	160+ Offensive Plays	Sept. 19, 2020 vs. No. 14 UCF (173)
30 (or fewer) Pass Att.	Sept. 14, 2019 vs. The Citadel (17)	15+ Punts	Nov. 30, 2019 vs. No. 4 Georgia (17)
5 Touchdowns in a Quarter	Oct. 17, 2020 vs. No. 1 Clemson (5/2nd)	120 (or fewer) Off. Plays	Nov. 16, 2019 vs. Virginia Tech (117)
5 Passes Intercepted	Nov. 1, 2007 vs. Virginia Tech (5)	0 Punts	Dec. 5, 2009 vs. Clemson
8 Touchdowns in a Half	Oct. 2, 2021 by Pitt (8/1st)	600+ Yards Rushing	Oct. 5, 2018 at Louisville (655)
10 Fumbles	Oct. 13, 2018 vs. Duke (10)	10 Sacks	Nov. 10, 2007 at Duke (10)
		150 (or fewer) Rushing Yds.	Nov. 19, 2005 at Miami (150)

THE LAST TIME IT HAPPENED ...
INDIVIDUAL

	GEORGIA TECH	OPPONENT
30+ Rushing Attempts	Oct. 25, 2018 at Virginia Tech, Tobias Oliver (40)	Nov. 6, 2021 by Miami (Fla.), Jaylan Knighton (32)
150-199 Yards Rushing	Oct. 5, 2018 at Louisville, TaQuon Marshall (175)	Nov. 6, 2021 by Miami (Fla.), Jaylan Knighton (162)
200+ Yards Rushing	Oct. 25, 2018 at Virginia Tech, Tobias Oliver (215)	Aug. 29, 2019 by No. 1 Clemson, Travis Etienne (205)
50+ Pass Attempts	Oct. 6, 2005 vs. NC State, Reggie Ball (53)	Oct. 5, 2019 by North Carolina, Sam Howell (51)
40+ Pass Attempts	Oct. 23, 2021 at Virginia, Jeff Sims (44)	Oct. 23, 2021 by Virginia, Brennan Armstrong (43)
25+ Pass Completions	Oct. 23, 2021 at Virginia, Jeff Sims (27)	Oct. 23, 2021 by Virginia, Brennan Armstrong (29)
Threw 3 Interceptions	Sept. 26, 2020 vs. Syracuse, Jeff Sims (4)	Nov. 3, 2018 by North Carolina, Nathan Elliott (3)
300-399 Yards Passing	Oct. 23, 2021 at Virginia, Jeff Sims (300)	Nov. 13, 2021 by Boston College, Phil Jurkovec (310)
400+ Yards Passing	Nov. 10, 2001 at Virginia, George Godsey (486)	Oct. 17, 2020 by No. 1 Clemson, Trevor Lawrence (404)
Rushed & Passed for 100+ Yds.	Sept. 25, 2021 vs. No. 20 UNC, Jeff Sims (128/112)	Oct. 9, 2020 by Louisville, Javian Hawkins (155/229)
Rushed & Received for 100+ Yds.	Nov. 14, 2013 at Clemson Robert Godhigh (126/203)	Oct. 30, 1997 by North Carolina J. Linton (138/137)
300-399 Yards Total Offense	Nov. 4, 2017 at Virginia, TaQuon Marshall (322)	Oct. 14, 2017 by No. 11/10 Miami, Malik Rosier (317)
400+ Yards Total Offense	Oct. 29, 2016 vs. Duke, Justin Thomas (459)	Oct. 6, 2012 by Clemson, Tajh Boyd (460)
10+ Receptions	Oct. 7, 2006 vs. Maryland, Calvin Johnson (10)	Nov. 17, 2018 by Virginia, Olamide Zaccheaus (10)
100-199 Yards Receiving	Oct. 2, 2021 vs. Pitt, Jahmyr Gibbs (125)	Oct. 30, 2021 by Virginia Tech, Tre Turner (187)
200+ Yards Receiving	Oct. 4, 2008 vs. Duke, Demaryius Thomas (230)	Nov. 6, 2021 by Miami (Fla.), Charleston Rambo (210)
4+ Touchdowns Scored	Sept. 4, 2017 vs. No. 25/24 Tennessee (20T) TaQuon Marshall (5)	Sept. 4, 2017 by No. 25/24 Tennessee (20T) John Kelly (4)
3+ Touchdowns Rushing	Sept. 25, 2021 vs. No. 21/20 North Carolina Jeff Sims (3)	Nov. 13, 2021 by Boston College Phil Jurkovec (3)
3+ Touchdowns Receiving	Sept. 11, 2004 vs. Clemson, Calvin Johnson (3)	Nov. 29, 2008 by Georgia, Mohamed Massaquoi (3)
4+ Touchdowns Passing	Sept. 11, 2021 vs. Kennesaw State, Jordan Yates (4)	Oct. 23, 2021 by Virginia, Brennan Armstrong (4)
Rushing & Receiving TDs	Oct. 24, 2020 at Boston College, Ahmarean Brown (1/1)	Oct. 14, 2017 by No. 11/10 Miami, Travis Homer (1/1)
Rushing & Passing TDs	Oct. 9, 2021 at Duke, Jeff Sims (3/1)	Nov. 16, 2019 by Virginia Tech, Hendon Hooker (1/2)
Passing & Receiving TDs	Nov. 17, 2007 vs. North Carolina Taylor Bennett (1/1)	Nov. 18, 2017 by Duke Shaun Wilson (1/2)
3 Field Goals	Sept. 25, 2021 vs. No. 20/21 North Carolina Brent Cimaglia (3-of-3)	Nov. 18, 2017 by Duke Austin Parker (3-of-3)
4+ Field Goals	Nov. 17, 2018 vs. Virginia Wesley Wells (4-of-4)	Oct. 30, 2021 by Virginia Tech John Parker Romo (4-of-5)
5 Field Goal Attempts	Sept. 1, 2007 vs. Notre Dame Travis Bell (5)	Oct. 30, 2021 by Virginia Tech John Parker Romo (5)
Made a 50-yard Field Goal	Dec. 31, 2016 vs. Kentucky, Harrison Butker (52)	Sept. 23, 2017 by Pittsburgh, Alex Kessman (55)
Attempted a 60-yard Field Goal	Sept. 4, 2021 vs. Northern Illinois Gavin Stewart (60/miss)	Nov. 17, 2007 by North Carolina Connor Barth (63/miss)
10+ Punts	Nov. 20, 2021 at No. 6 Notre Dame, David Shanahan (10)	None recorded
60-69 yard Punt	Sept. 4, 2021 vs. Northern Illinois, David Shanahan (63)	Nov. 4, 2017 by Virginia, Lester Coleman (63)
70-yard+ Punt	Oct. 9, 2021 at Duke David Shanahan (71)	Sept. 4, 2017 by No. 25/24 Tennessee (20T) Trevor Daniel (70)
100+ Punt Return Yards	Aug. 31, 2002 vs. Vanderbilt, Kelley Rhino (110)	None recorded
70-89 yard Punt Return	Sept. 10, 2009 vs. Clemson Jerrard Tarrant (85 TD)	Sept. 23, 2017 by Pittsburgh Quadree Henderson (80 TD)
Punt Return for a Touchdown	Sept. 10, 2009 vs. Clemson, Jerrard Tarrant	Sept. 23, 2017 by Pittsburgh, Quadree Henderson
90-yard+ Kickoff Return	Nov. 24, 2018 at No. 5 Georgia Juanyeh Thomas (100 TD)	Sept. 8, 2018 by USF Terrence Horne (98 TD, 97 TD)
Kickoff Return for a Touchdown	Nov. 13, 2021 vs. Boston College Jahmyr Gibbs (98 TD)	Sept. 8, 2018 by USF Terrence Horne (98 TD, 97 TD)
70-yard+ Interception Return	Aug. 31, 2013 vs. Elon, Tyler Marcordes (95)	Nov. 9, 2002 by Florida State, S. Samuels (82 TD)
15+ Tackles	Oct. 30, 2021 vs. Virginia Tech, Ayinde Eley/Quez Jackson (16)	Oct. 13, 2018 by Duke, Joe Giles-Harris (15)
3.0+ Sacks	Nov. 30, 2013 vs. Georgia (20T) Jeremiah Attaochu (4.0)	Oct. 12, 2019 by Duke Victor Dimukeje (3.0)
2+ Interceptions	Sept. 11, 2021 vs. Kennesaw State, Charlie Thomas (2)	Sept. 12, 2020 by Florida State, Asante Samuel (2)
2+ Fumble Recoveries	Oct. 5, 2018 at Louisville, Charlie Thomas (2)	Nov. 21, 2019 by NC State, Larrell Murchison (2)
2+ Forced Fumbles	Sept. 11, 2021 vs. Kennesaw State, Jordan Domineck (2)	Nov. 20, 2021 by No. 6 Notre Dame, Isaiah Foskey (2)

TWO PLAYERS

	GEORGIA TECH	OPPONENT
2 100-yard Rushers	Nov. 28, 2020 vs. Duke Jeff Sims (108) and Jordan Mason (105)	Nov. 28, 2009 by Georgia Washaun Ealey (183) and Caleb King (166)
2 100-yard Receivers	Sept. 10, 2005 vs. North Carolina Damarius Bilbo (131) and Calvin Johnson (114)	Oct. 2, 2021 by Pitt Jordan Addison (117) and Taysir mack (121)
100-yard Rusher/100-yard Receiver	Sept. 8, 2018 TaQuon Marshall (113) and Clinton Lynch (111)	Nov. 6, 2021 by Miami (Fla.) Jaylan Knight (162) and Charleston Rambo (210)
250 Combined Yards Rushing	Nov. 21, 2019 vs. NC State James Graham and Jordan Mason (270)	Aug. 29, 2019 by No. 1 Clemson Travis Etienne and Lyn-J Dixon (272)
250 Combined Yards Receiving	Jan. 1, 2007 vs. West Virginia Calvin Johnson and James Johnson (254)	Oct. 23, 2021 by Virginia Dontayvion Wicks and Keytaon Thompson (257)
20 Combined Receptions	Nov. 10, 2001 at Virginia Will Glover and Kerry Watkins (21)	Oct. 26, 2013 by Virginia Darius Jennings and Tim Smith (23)

	NORTHERN ILLINOIS	22
	1-0, 0-0	
	GEORGIA TECH	21
	0-1, 0-0	

	KENNESAW STATE	17
	1-1, 0-0	
	GEORGIA TECH	45
	1-1, 0-0	

Game 1 • Sept. 4, 2021 • Atlanta, Ga. • Bobby Dodd Stadium (33,651)
Game 2 • Sept. 11, 2021 • Atlanta, Ga. • Bobby Dodd Stadium (35,195)
SCORING SUMMARY

	1	2	3	4	F
Northern Illinois	7	7	0	8	22
Georgia Tech	0	7	0	14	21

1st	1:56	NIU	H. Waylee 35-yd rush (R. Richardson kick)	NIU 7, GT 0
2nd	10:17	NIU	M. Joiner 5-yd pass from R. Lombardi (R. Richardson kick)	NIU 14, GT 0
2nd	0:47	GT	K. McGoward 22-yd pass from J. Yates (B. Cimaglia kick)	NIU 14, GT 7
4th	7:44	GT	D. Smith 15-yd rush (B. Cimaglia kick)	NIU 14, GT 14
4th	6:32	GT	J. Yates 4-yd rush (B. Cimaglia kick)	NIU 14, GT 21
4th	0:38	NIU	C. Ratkovich 3-yd pass from R. Lombardi (T. Richie pass from R. Lombardi)	NIU 22, GT 21

TEAM STATISTICS

	NIU	GT
First Downs.....	15	25
Rushes-Yards.....	42-165	51-271
Passing Yards.....	136	158
Pass Comp-Att-Int.....	11-17-0	16-27-0
Total Offense.....	301	429
Fumbles-Lost.....	1-1	2-1
Penalties-Yards.....	11-82	2-5
Punts-Yards (Avg./Net).....	7-287 (41.0/41.4)	3-158 (52.7/39.3)
Kickoffs-Yards (Avg./Net).....	4-221 (52.2/39.0)	4-259 (64.8/40.0)
Punt Returns (No.-Yds.-TD).....	0-0-0	3-(-3)-0
Kickoff Returns (No.-Yds.-TD).....	0-0-0	4-65-0
Interceptions (No.-Yds.-TD).....	0-0-0	0-0-0
Fumble Returns (No.-Yds.-TD).....	0-0-0	0-0-0
Time of Possession.....	28:55	28:01
Third-Down Conversions.....	5-of-12	9-of-18
Fourth-Down Conversions.....	0-of-0	2-of-4
Red-Zone Scores-Chances.....	2-2	2-3
Sacks By (No.-Yds.).....	4-22	0-0
Field Goals.....	0-0	0-3
Points Off Turnovers.....	0	7

INDIVIDUAL STATISTICS

RUSHING: GT — Jahmyr Gibbs 20-99; Jordan Mason 15-96; Jeff Sims 6-34; Jordan Yates 9-27; Dontae Smith 1-15.
 NIU — Harrison Waylee 27-144; Rocky Lombardi 5-23; Clint Ratkovich 7-13; TEAM 2-(-5); Tyrice Tichie 1-(-10).
PASSING: GT — Jordan Yates 12-18-0 135; Jeff Sims 3-8-0 21.
 NIU — Rocky Lombardi 11-17-0 136.
RECEIVING: GT — Malachi Carter 6-92; Jahmyr Gibbs 3-17; Adonias Sanders 3-9; PeJe' Harris 2-8; Kyric McGowan 3-32.
 NIU — Clint Ratkovich 3-13; Tyrice Richie 2-64; Miles Joiner 2-6; Messiah Travis 1-20; Harrison Waylee 1-16; Cole Tucker 1-11; Ethan Hampton 1-6.
INTERCEPTIONS: GT — None.
 NIU — None.
FUMBLE RECOVERIES: GT — Jackson.
 NIU — Rogers.
FORCED FUMBLES: GT — Walker.
 NIU — None.
TACKLES FOR LOSS: GT — Swilling 1.0-10.
 NIU — Tucker 1.0-13; Rayner 1.0-3; Deveaux 1.0-1; Hansen 1.0-1; Opong 1.0-1; O'Malley 0.5-3; Thomas 0.5-2.
SACKS: GT — None.
 NIU — Tucker 1.0-13; Rayner 1.0-3; O'Malley 0.5-3; Thomas 0.5-2.

SCORING SUMMARY

	1	2	3	4	F
Kennesaw State	0	3	0	14	17
Georgia Tech	14	10	7	14	45

1st	8:49	GT	Mason, J. 6 yd pass from Yates, J. (Cimaglia, B. kick)	KSU 0 - GT 7
	3:48	GT	Domineck, J. 70 yd fumble recovery (Cimaglia, B. kick)	KSU 0 - GT 14
2nd	10:30	GT	Cimaglia, B. 31 yd field goal	KSU 0 - GT 17
	6:08	KSU	Robertson,Natha 46 yd field goal	KSU 3 - GT 17
	3:13	GT	McGowan, K. 4 yd pass from Yates, J. (Cimaglia, B. kick)	KSU 3 - GT 24
3rd	12:19	GT	Norris, K. 16 yd pass from Yates, J. (Cimaglia, B. kick)	KSU 3 - GT 31
4th	14:22	GT	McGowan, K. 39 yd pass from Yates, J. (Cimaglia, B. kick)	KSU 3 - GT 38
	10:14	KSU	Cousin,Iaan 54 yd run (Robertson,Natha kick)	KSU 10 - GT 38
	8:41	KSU	Adeleke,Adeolu 39 yd pass from Shepherd,Xavier (Robertson,Natha kick)	KSU 17 - GT 38
	6:53	GT	Smith, Dontae 10 yd run (Cimaglia, B. kick)	KSU 17 - GT 45

TEAM STATISTICS

	KSU	GT
First Downs.....	13	20
Rushes-Yards.....	43-161	36-158
Passing Yards.....	111	186
Pass Comp-Att-Int.....	8-20-2	17-23-0
Total Offense.....	272	412
Fumbles-Lost.....	3-1	1-1
Penalties-Yards.....	4-30	5-31
Punts-Yards (Avg./Net).....	7-217 (31.0/31.0)	3-123 (41.0/34.3)
Kickoffs-Yards (Avg./Net).....	2-98 (49.0/29.0)	8-498 (62.2/38.1)
Punt Returns (No.-Yds.-TD).....	0-0-0	0-0-0
Kickoff Returns (No.-Yds.-TD).....	0-0-0	3-54-0
Interceptions (No.-Yds.-TD).....	0-0-0	2-0-0
Fumble Returns (No.-Yds.-TD).....	0-0-0	1-70-1
Time of Possession.....	33:41	26:19
Third-Down Conversions.....	3-of-15	6-of-11
Fourth-Down Conversions.....	2-of-2	0-of-0
Red-Zone Scores-Chances.....	0-0	5-5
Sacks By (No.-Yds.).....	3-28	2-13
Field Goals.....	1-1	1-1
Points Off Turnovers.....	0	14

INDIVIDUAL STATISTICS

RUSHING: GT — Smith, Dontae 8-82; Gibbs, J. 9-56; Griffin, J. 5-16; Mason, J. 6-11; Beatty, T. 1-1; Yates, J. 7-minus 8.
 KSU — Cousin,Iaan 3-52; Foster,Isaac 6-45; Daniels,Preston 5-26; Glover,Kyle 8-22; Farrow,Nykeem 3-21; Adeleke,Adeolu 1-7; Smith,Irving 2-3; Shepherd,Xavier 15-minus 22.
PASSING: GT — Jordan Yates 17-23-0 254.
 KSU — Shepherd,Xavier 8-20-2 111.
RECEIVING: GT — McGowan, K. 6-91; Gibbs, J. 2-44; Carter, M. 2-40; Norris, K. 2-36; Harris, P. 1-19; Smith, Dontae 1-7; McCollum, N. 1-6; Mason, J. 1-6; Leonard, D. 1-5.
 KSU — Farrow,Nykeem 2-22; Adeleke,Adeolu 1-39; O'Neal,Caleb 1-16; Foster,Isaac 1-12; Hill,Xavier 1-10; Cousin,Iaan 1-6; Haigler,Willi 1-6.
INTERCEPTIONS: GT — Thomas (2).
 KSU — None.
FUMBLE RECOVERIES: GT — Domineck.
 KSU — Montgomery.
FORCED FUMBLES: GT — Domineck (2).
 KSU — Singletary.
TACKLES FOR LOSS: GT — Domineck 3.0-18; Stone 2.0-3; Chimedza 1.0-8; Jackson 1.0-5; Thomas 1.0-2; Ivey 1.0-2.
 KSU — Moore 1.0-15; Parker 1.0-10; Bell 1.0-3.
SACKS: GT — Chimedza 1.0-8; Domineck 1.0-5.
 KSU — Moore 1.0-15; Parker 1.0-10; Bell 1.0-3.



GEORGIA TECH 8
1-2, 0-1



No. 6/6 CLEMSON 14
2-1, 1-0

Game 3 • Sept. 18, 2021 • Clemson, S.C. • Memorial Stadium (81,500)

SCORING SUMMARY

	1	2	3	4	F
Georgia Tech	0	3	0	5	8
Clemson	7	0	0	7	14

1st 4:37	CLEM	W. Shipley	3 yd rush (B. Potter kick)	GT 0 - CLEM 7
2nd 0:00	GT	B. Cimaglia	22 yd field goal	GT 3 - CLEM 7
4th 8:12	CLEM	W. Shipley	3 yd rush (B. Potter kick)	GT 3 - CLEM 14
1:19	GT	B. Cimaglia	22 yd field goal	GT 6 - CLEM 14
0:07	GT	Safety		GT 8 - CLEM 14

TEAM STATISTICS

	GT	CLEM
First Downs.....	20	19
Rushes-Yards.....	38-95	41-158
Passing Yards.....	203	126
Pass Comp-Att-Int.....	20-34-1	18-25-0
Total Offense.....	298	284
Fumbles-Lost.....	1-0	4-1
Penalties-Yards.....	10-63	8-66
Punts-Yards (Avg./Net).....	7-274 (39.1/34.7)	4-158 (39.5/40.0)
Kickoffs-Yards (Avg./Net).....	1-65 (65.0/40.0)	4-255 (63.8/45.5)
Punt Returns (No.-Yds.-TD).....	1-(-2)-0	2-11-0
Kickoff Returns (No.-Yds.-TD).....	1-16-0	0-0-0
Interceptions (No.-Yds.-TD).....	0-0-0	1-0-0
Fumble Returns (No.-Yds.-TD).....	0-0-0	0-0-0
Time of Possession.....	30:10	29:50
Third-Down Conversions.....	3-of-15	9-of-15
Fourth-Down Conversions.....	2-of-3	0-of-1
Red-Zone Scores-Chances.....	0-3	2-4
Sacks By (No.-Yds.).....	0-0	4-30
Field Goals.....	2-2	0-0
Points Off Turnovers.....	0	0

INDIVIDUAL STATISTICS

RUSHING: GT — Gibbs, J. 11-30; Smith, Dontae 3-24; Yates, J. 15-21; Mason, J. 9-20.
 CLEM — Shipley, Will 21-88; Ulagalelei, DJ 8-46; Pace, Kobe 7-13; Dixon, Lyn-J 5-11.
PASSING: GT — Jordan Yates 20-34-1 203.
 CLEM — Ulagalelei, DJ 18-25-0 126.
RECEIVING: GT — McGowan, K. 4-82; Carter, M. 4-47; Deveney, D. 4-16; Sanders, A. 3-20; Gibbs, J. 2-17; Smith, Dontae 1-16; Harris, P. 1-3; McCollum, N. 1-2.
 CLEM — Ross, Justyn 7-61; Ngata, Joseph 2-25; Allen, Davis 2-13; Shipley, Will 2-6; Pace, Kobe 1-17; Taylor, Will 1-5; Ladson Jr., Fran 1-5; Galloway, Braden 1-1; Dixon, Lyn-J 1-minus 7.
INTERCEPTIONS: GT — None.
 CLEM — Bresee.
FUMBLE RECOVERIES: GT — Sims.
 CLEM — None.
FORCED FUMBLES: GT — J. Thomas; Jackson.
 CLEM — None.
TACKLES FOR LOSS: GT — C. Thomas 1.0-7; J. King 1.0-5; Ivey 1.0-2; J. Thomas 1.0-1.
 CLEM — Bentley 3.0-9; Bresee 2.0-17; Thomas 0.5-6; Simpson 0.5-5; Murphy 0.5-3; Orhororo 0.5-2; Henry 0.5-1.
SACKS: GT — None.
 CLEM — Bresee 1.5-16; Bentley 1.0-2; Thomas 0.5-6; Simpson 0.5-5; Henry 0.5-1



No. 21/20 NORTH CAROLINA 22
2-2, 1-2



GEORGIA TECH 45
2-2, 1-1

Game 4 • Sept. 25, 2021 • Atlanta, Ga. • Mercedes-Benz Stadium (37,450)

SCORING SUMMARY

	1	2	3	4	F
North Carolina	7	0	7	8	22
Georgia Tech	0	13	14	18	45



1st 10:23	UNC	Howell, Sam	23 yd run (Atkins, Grayson kick)	UNC 7 - GT 0
2nd 14:21	GT	Cimaglia, B.	34 yd field goal	UNC 7 - GT 3
13:34	GT	Cimaglia, B.	32 yd field goal	UNC 7 - GT 6
2:41	GT	Sims, J.	11 yd run (Cimaglia, B. kick)	UNC 7 - GT 13
3rd 10:53	GT	Sims, J.	1 yd run (Cimaglia, B. kick)	UNC 7 - GT 20
5:39	GT	Gibbs, J.	4 yd run (Cimaglia, B. kick)	UNC 7 - GT 27
3:50	UNC	Morales, Kamari	7 yd pass from Howell, Sam (Atkins, Grayson kick)	UNC 14 - GT 27
4th 13:52	GT	Carter, M.	27 yd pass from Sims, J. (Leonard, D. pass from Harris, P.)	UNC 14 - GT 35
11:19	UNC	Downs, Josh	4 yd pass from Howell, Sam (Baker, Cayden pass from Howell, Sam)	UNC 22 - GT 35
4:07	GT	Cimaglia, B.	31 yd field goal	UNC 22 - GT 38
1:13	GT	Sims, J.	50 yd run (Cimaglia, B. kick)	UNC 22 - GT 45



TEAM STATISTICS

	UNC	GT
First Downs.....	18	19
Rushes-Yards.....	35-63	43-261
Passing Yards.....	306	133
Pass Comp-Att-Int.....	25-39-0	13-19-0
Total Offense.....	369	394
Fumbles-Lost.....	3-3	0-0
Penalties-Yards.....	7-69	5-40
Punts-Yards (Avg./Net).....	4-188 (47.0/44.2)	4-146 (36.8/32.0)
Kickoffs-Yards (Avg./Net).....	4-195 (48.8/37.5)	9-577 (64.1/41.1)
Punt Returns (No.-Yds.-TD).....	2-18-0	3-11-0
Kickoff Returns (No.-Yds.-TD).....	2-37-0	0-0-0
Interceptions (No.-Yds.-TD).....	0-0-0	0-0-0
Fumble Returns (No.-Yds.-TD).....	0-0-0	2-60-0
Time of Possession.....	30:05	29:55
Third-Down Conversions.....	6-of-14	3-of-11
Fourth-Down Conversions.....	2-of-2	1-of-1
Red-Zone Scores-Chances.....	2-2	1-1
Sacks By (No.-Yds.).....	1-11	8-55
Field Goals.....	0-1	3-3
Points Off Turnovers.....	0	17

INDIVIDUAL STATISTICS

RUSHING: GT — Sims, J. 10-128; Gibbs, J. 13-64; Mason, J. 8-42; Smith, Dontae 6-28; Yates, J. 4-3; TEAM 2-(-4).
 UNC — Chandler, Ty 17-48; Howell, Sam 16-8; Jones, D.J. 2-7.
PASSING: GT — Sims, J. 10-13-0 112; Yates, J. 3-6-0 21.
 UNC — Howell, Sam 25-39-0 306.
RECEIVING: GT — Carter, M. 3-48; McGowan, K. 3-39; Gibbs, J. 2-16; McCollum, N. 2-16; Smith, Dontae 2-1; Norris, K. 1-13.
 UNC — Downs, Josh 8-53; Morales, Kamari 7-66; Simmons, Emery 3-110; Green, Antoine 2-50; Walston, Garrett 2-11; Jones, D.J. 2-4; Chandler, Ty 1-12.
INTERCEPTIONS: GT — None.
 UNC — None.
FUMBLE RECOVERIES: GT — Jackson; Brooks; Knight.
 UNC — None.
FORCED FUMBLES: GT — Ivey; Domineck; Brooks.
 UNC — None.
TACKLES FOR LOSS: GT — C. Thomas 4.5-19; Kennard 3.0-20; Jackson 2.0-7; Griffin 1.0-13; Ivey 1.0-4; Robinson 1.0-2; Domineck 0.5-6.
 UNC — Murphy 1.0-11; Vohasek 1.0-4; Gemmel 0.5-2; Morrison 0.5-2; Chapman 0.5-1; Rucker 0.5-1; Collins 0.5-1; Ritzie 0.5-0.
SACKS: GT — C. Thomas 2.5-13; Kennard 2.0-18; Griffin 1.0-13; Ivey 1.0-4; Jackson 1.0-1; Domineck 0.5-6.
 UNC — Murphy 1.0-11.

	PITT	52
	4-1, 1-0	
	GEORGIA TECH	21
	2-3, 1-2	

	GEORGIA TECH	31
	3-3, 2-2	
	DUKE	27
	3-3, 0-2	

Game 5 • Oct. 2, 2021 • Atlanta, Ga. • Bobby Dodd Stadium (36,383)

Game 6 • Oct. 9, 2021 • Durham, N.C. • Wallace Wade Stadium (11,849)

SCORING SUMMARY

	1	2	3	4	F
Pitt	21	21	7	3	52
Georgia Tech	7	7	7	0	21

1st 09:57	PITT	Abanikanda,Isra 9 yd run (Scarton,Sam kick)	PITT 7 - GT 0
09:16	PITT	Petrisheh,John 33 yd 33 yd (Scarton,Sam kick)	PITT 14 - GT 0
07:14	GT	McCollum, N. 44 yd pass from Sims, J. (Cimaglia, B. kick)	PITT 14 - GT 7
01:06	PITT	Addison,Jordan 11 yd pass from Pickett,Kenny (Scarton,Sam kick)	PITT 21 - GT 7
2nd 11:17	PITT	Mack,Taysir 55 yd pass from Pickett,Kenny (Scarton,Sam kick)	PITT 28 - GT 7
09:22	GT	Smith, Dontae 3 yd run (Cimaglia, B. kick)	PITT 28 - GT 14
06:14	PITT	Abanikanda,Isra 6 yd run (Scarton,Sam kick)	PITT 35 - GT 14
03:10	PITT	Krull,Lucas 16 yd pass from Pickett,Kenny (Scarton,Sam kick)	PITT 42 - GT 14
3rd 07:39	PITT	Carter,Daniel 2 yd pass from Pickett,Kenny (Scarton,Sam kick)	PITT 49 - GT 14
02:58	GT	Sanders, A. 4 yd pass from Sims, J. (Cimaglia, B. kick)	PITT 49 - GT 21
4th 10:15	PITT	Scarton,Sam 46 yd field goal	PITT 52 - GT 21

SCORING SUMMARY

	1	2	3	4	F
Georgia Tech	14	3	7	7	31
Duke	7	7	3	10	27

1st 12:23	GT	Gibbs, J. 77 yd pass from Sims, J. (Cimaglia, B. kick)	GT 7 - DUKE 0
6:53	GT	Sims, J. 1 yd run (Cimaglia, B. kick)	GT 14 - DUKE 0
3:31	DUKE	Bobo,Jake 37 yd pass from Holmberg, G. (Ham,Charlie kick)	GT 14 - DUKE 7
2nd 10:42	GT	Cimaglia, B. 25 yd field goal	GT 17 - DUKE 7
6:40	DUKE	Durant,Mataeo 1 yd run (Ham,Charlie kick)	GT 17 - DUKE 13
3rd 9:10	DUKE	Ham,Charlie 35 yd field goal	GT 17 - DUKE 16
6:30	GT	McGowan, K. 18 yd pass from Sims, J. (Cimaglia, B. kick)	GT 24 - DUKE 16
4th 12:33	DUKE	Dalmolin,Nicky 7 yd pass from Holmberg, G. (Ham,Charlie kick)	GT 24 - DUKE 23
5:06	DUKE	Ham,Charlie 22 yd field goal	GT 24 - DUKE 26
0:51	GT	Sanders, A. 36 yd pass from Sims, J. (Cimaglia, B. kick)	GT 31 - DUKE 26

TEAM STATISTICS

	PITT	GT
First Downs.....	27	21
Rushes-Yards.....	41-181	31-73
Passing Yards.....	399	359
Pass Comp-Att-Int.....	24-37-0	24-33-2
Total Offense.....	580	432
Fumbles-Lost.....	0-0	0-0
Penalties-Yards.....	6-65	5-55
Punts-Yards (Avg./Net).....	4-172 (43.0/37.0)	4-182 (45.5/45.0)
Kickoffs-Yards (Avg./Net).....	9-581 (64.6/38.8)	4-260 (65.0/40.0)
Punt Returns (No.-Yds.-TD).....	1-2-0	1-4-0
Kickoff Returns (No.-Yds.-TD).....	0-0-0	3-82-0
Interceptions (No.-Yds.-TD).....	2-33-1	0-0-0
Fumble Returns (No.-Yds.-TD).....	0-0-0	0-0-0
Time of Possession.....	34:40	25:20
Third-Down Conversions.....	6-of-13	2-of-11
Fourth-Down Conversions.....	2-of-2	2-of-4
Red-Zone Scores-Chances.....	5-6	2-4
Sacks By (No.-Yds).....	2-22	1-7
Field Goals.....	1-1	0-1
Points Off Turnovers.....	14	0

TEAM STATISTICS

	GT	DU
First Downs.....	17	27
Rushes-Yards.....	39-143	62-197
Passing Yards.....	297	292
Pass Comp-Att-Int.....	12-25-2	22-29-1
Total Offense.....	440	489
Fumbles-Lost.....	3-0	1-0
Penalties-Yards.....	7-54	6-55
Punts-Yards (Avg./Net).....	6-272 (45.3/39.0)	5-219 (43.8/36.8)
Kickoffs-Yards (Avg./Net).....	6-373 (62.2/39.5)	6-369 (61.5/40.0)
Punt Returns (No.-Yds.-TD).....	1-35-0	2-18-0
Kickoff Returns (No.-Yds.-TD).....	3-59-0	3-61-0
Interceptions (No.-Yds.-TD).....	1-6-0	2-38-0
Fumble Returns (No.-Yds.-TD).....	0-0-0	0-0-0
Time of Possession.....	24:31	35:29
Third-Down Conversions.....	4-of-13	9-of-21
Fourth-Down Conversions.....	0-of-0	2-of-3
Red-Zone Scores-Chances.....	2-3	4-6
Sacks By (No.-Yds).....	1-1	1-7
Field Goals.....	1-1	2-4
Points Off Turnovers.....	0	0

INDIVIDUAL STATISTICS

RUSHING: GT — Smith, Dontae 9-43; Sims, J. 10-38; Mason, J. 2-2; Gibbs, J. 10-minus 10.
 PITT — Abanikanda,Isra 15-60; Davis,Vincent 13-50; Hammond Jr.,Rod 6-48; Pickett,Kenny 6-21; Jacques-Louis,S 1-2.
PASSING: GT — Sims, J. 24-33-2 359.
 PITT — Pickett,Kenny 23-36-0 389; Patti,Nick 1-1-0 10.
RECEIVING: GT — Gibbs, J. 6-125; Carter, M. 6-73; Rutherford, M. 5-62; McCollum, N. 3-49; Sanders, A. 3-48; Mason, J. 1-2.
 PITT — Addison,Jordan 6-117; Mack,Taysir 5-121; Krull,Lucas 2-45; Bartholomew,Gav 2-22; Davis,Vincent 2-21; Abanikanda,Isra 2-15; Jacques-Louis,S 1-21; Barden,Jaylon 1-15; Wayne,Jared 1-10; Bradley,Jaden -10; Carter,Daniel 1-2.
INTERCEPTIONS: GT — None.
 PITT — Alexandre; Petrisheh.
FUMBLE RECOVERIES: GT — None.
 PITT — None.
FORCED FUMBLES: GT — None.
 PITT — None.
TACKLES FOR LOSS: GT — Swilling 1.0-7; Ivey 1.0-4.
 PITT — Dennis 2.5-17; Morgan 2.0-10; Petrisheh 1.5-0; Camp 1.5-3; Hill 1.0-1; Campbell 0.5-1; Baldonado 0.5-1.
SACKS: GT — Swilling 1.0-7.
 PITT — Dennis 1.0-14; Morgan 1.0-8.

INDIVIDUAL STATISTICS

RUSHING: GT — Sims, J. 12-55; Smith, Dontae 7-42; Gibbs, J. 14-40; Mason, J. 5-9; TEAM 1-(-3).
 DU — Durant,Mataeo 43-152; Holmberg,Gunnar 10-30; Calhoun,Jalon 1-7; Robertson,Jonta 1-4; Coleman,Jaylen 2-3; Waters,Jordan 4-2; Moore,Jordan 1-(-1).
PASSING: GT — Sims, J. 12-25-2 297.
 DU — Holmberg,Gunnar 22-29-1 292.
RECEIVING: GT — Gibbs, J. 3-82; McGowan, K. 3-39; Carter, M. 2-78; Sanders, A. 2-73; Norris, K. 1-25; Harris, P. 1-0.
 DU — Calhoun,Jalon 5-103; Bobo,Jake 5-92; Robertson,Jonta 5-31; Marwede,Jake 4-33; Garner,Jarett 1-18; Durant,Mataeo 1-8; Dalmolin,Nicky 1-7.
INTERCEPTIONS: GT — J. Thomas.
 DU — Johnson; Lewis.
FUMBLE RECOVERIES: GT — None.
 DU — None.
FORCED FUMBLES: GT — C. Thomas.
 DU — Carter.
TACKLES FOR LOSS: GT — Jackson 2.0-4; Eley 1.5-3; King 1.0-4; C. Thomas 1.0-3; J. Thomas 1.0-1; Lockhart 1.0-1; Kennard 0.5-1.
 DU — Heyward 1.5-11; Thompson 0.5-3.
SACKS: GT — Eley 0.5-1; Domineck 0.5-0.
 DU — Heyward 1.0-7.



GEORGIA TECH 40

3-4, 2-3



VIRGINIA 48

6-2, 4-2

Game 7 • Oct. 23, 2021 • Charlottesville, Va. • Scott Stadium (45,837)

SCORING SUMMARY

	1	2	3	4	F
Georgia Tech	13	3	8	16	40
Virginia	7	17	17	7	48

1st 13:20	GT	McGowan, K. 36 yd pass from Sims, J. (Cimaglia, B. kick)	GT 7 - UVA 0
6:28	GT	Smith, Dontae 3 yd run (Cimaglia, B. kick blockd)	GT 13 - UVA 0
2:53	UVA	Kemp, Billy 1 yd pass from Armstrong, Brenn (Farrell, Brendan kick)	GT 13 - UVA 7
2nd 12:54	GT	Cimaglia, B. 26 yd field goal	GT 16 - UVA 7
9:51	UVA	Wicks, Dontayvio 13 yd pass from Armstrong, Brenn (Farrell, Brendan kick)	GT 16 - UVA 14
6:36	UVA	Wicks, Dontayvio 77 yd pass from Armstrong, Brenn (Farrell, Brendan kick)	GT 16 - UVA 21
1:23	UVA	Farrell, Brendan 24 yd field goal	GT 16 - UVA 24
3rd 9:41	UVA	Farrell, Brendan 26 yd field goal	GT 16 - UVA 27
9:00	GT	Gibbs, J. 71 yd run (Boyd, Avery pass from Sims, J.)	GT 24 - UVA 27
5:13	UVA	Armstrong, Brenn 4 yd run (Farrell, Brendan kick)	GT 24 - UVA 34
0:01	UVA	Armstrong, Brenn 14 yd run (Farrell, Brendan kick)	GT 24 - UVA 41
4th 8:59	GT	Cimaglia, B. 34 yd field goal	GT 27 - UVA 41
3:50	UVA	Henry, Ra'Shaun 20 yd pass from Armstrong, Brenn (Farrell, Brendan kick)	GT 27 - UVA 48
1:16	GT	Norris, K. 37 yd pass from Sims, J. (Cimaglia, B. kick)	GT 34 - UVA 48
0:22	GT	McGowan, K. 5 yd pass from Sims, J. (Sims, J. pass failed)	GT 40 - UVA 48

TEAM STATISTICS

	GT	UVA
First Downs.....	28	32
Rushes-Yards.....	34-270	30-240
Passing Yards.....	300	396
Pass Comp-Att-Int.....	27-44-1	29-43-0
Total Offense.....	570	636
Fumbles-Lost.....	0-0	0-0
Penalties-Yards.....	3-35	4-38
Punts-Yards (Avg./Net).....	4-152 (38.0/38.0)	2-97 (48.5/45.5)
Kickoffs-Yards (Avg./Net).....	6-384 (64.0/44.8)	9-585 (65.0/40.0)
Punt Returns (No.-Yds.-TD).....	2-6-0	0-0-0
Kickoff Returns (No.-Yds.-TD).....	0-0-0	1-26-0
Interceptions (No.-Yds.-TD).....	0-0-0	1-13-0
Fumble Returns (No.-Yds.-TD).....	0-0-0	0-0-0
Time of Possession.....	28:05	31:55
Third-Down Conversions.....	6-of-13	7-of-11
Fourth-Down Conversions.....	1-of-1	0-0
Red-Zone Scores-Chances.....	4-4	7-7
Sacks By (No.-Yds.).....	1-14	1-7
Field Goals.....	2-2	2-2
Points Off Turnovers.....	0	7

INDIVIDUAL STATISTICS

RUSHING: GT — Gibbs, J. 13-132; Sims, J. 10-65; Mason, J. 8-58; Smith, Dontae 3-15.
 UVA — Armstrong, Brennan 12-99; Thompson, Keytao 7-65; Taulapapa, Wayne 8-54; Darrington, Devi 3-22.
PASSING: GT — Sims, J. 26-43-1 300.
 UVA — Armstrong, Brennan 29-43-0 396.
RECEIVING: GT — McGowan, K. 7-86; Sanders, A. 6-79; McCollum, N. 3-29; Gibbs, J. 3-19; Mason, J. 2-24; Carter, M. 2-17; Leonard, D. 2-9; Norris, K. 1-37.
 UVA — Thompson, Keytao 9-89; Kemp, Billy 8-50; Wicks, Dontayvio 6-168; Woods, Jelani 3-63; Taulapapa, Wayne 2-6; Henry, Ra'Shaun 1-20.
INTERCEPTIONS: GT — None
 UVA — Blount
FUMBLE RECOVERIES: GT — None.
 UVA — None.
FORCED FUMBLES: GT — None
 UVA — Carter.
TACKLES FOR LOSS: GT — Brooks 1.0-2; C. Thomas 0.5-7; Ivey 0.5-7.
 UVA — Carter 1.5-5; Brown 1.0-7; King 0.5-1.
SACKS: GT — C. Thomas 0.5-7; Ivey 0.5-7.
 UVA — Brown 1.0-7.



VIRGINIA TECH 26

4-4, 2-2



GEORGIA TECH 17

3-5, 2-4

Game 8 • Oct. 39, 2021 • Atlanta, Ga. • Bobby Dodd Stadium (35,543)

SCORING SUMMARY

	1	2	3	4	F
Virginia Tech	14	6	3	3	26
Georgia Tech	7	0	10	0	17

1st 9:51	VT	Turner, T. 69 yd pass from Burmeister, B. (Romo kick)	VT 7 - GT 0
6:21	GT	McGowan, K. 26 yd pass from Sims, J. (Cimaglia kick)	VT 7 - GT 7
2:20	VT	Robinson, T. 4 yd pass from Burmeister, B. (Romo kick)	VT 14 - GT 7
2nd 4:51	VT	Romo 23 yd field goal	VT 17 - GT 7
0:01	VT	Romo 43 yd field goal	VT 20 - GT 7
3rd 10:22	GT	Cimaglia 37 yd field goal	VT 20 - GT 10
6:14	VT	Romo 34 yd field goal	VT 23 - GT 10
0:05	GT	Sanders, A. 23 yd pass from Sims, J. (Cimaglia kick)	VT 23 - GT 17
4th 4:21	VT	Romo 21 yd field goal	VT 26 - GT 17

TEAM STATISTICS

	VT	GT
First Downs.....	23	16
Rushes-Yards.....	53-237	30-183
Passing Yards.....	254	183
Pass Comp-Att-Int.....	15-25-0	15-26-1
Total Offense.....	491	366
Fumbles-Lost.....	0-0	1-1
Penalties-Yards.....	7-61	7-77
Punts-Yards (Avg./Net).....	4-170 (42.5/44.8)	5-241 (48.2/38.0)
Kickoffs-Yards (Avg./Net).....	7-447 (63.9/44.3)	4-260 (65.0/41.0)
Kickoff Returns (No.-Yds.-TD).....	2-31-0	2-1-0
Kickoff Returns (No.-Yds.-TD).....	1-21-0	4-62-0
Interceptions (No.-Yds.-TD).....	1-(-5)-0	0-0-0
Fumble Returns (No.-Yds.-TD).....	0-0-0	0-0-0
Time of Possession.....	35:48	24:12
Third-Down Conversions.....	9-of-18	3-of-12
Fourth-Down Conversions.....	1-of-1	1-of-3
Red-Zone Scores-Chances.....	4-4	1-2
Sacks By (No.-Yds.).....	2-16	2-13
Field Goals.....	4-5	1-1
Points Off Turnovers.....	3	0

INDIVIDUAL STATISTICS

RUSHING: GT — Gibbs, J. 11-113; Sims, J. 11-60; Mason, J. 3-6; Smith, Dontae 5-4.
 VT — Thomas, M 25-103; Blackshear, R 14-83; Burmeister, B 11-46; Robinson, T 1-5; Turner, Tre 1-4; Team 1-(-4).
PASSING: GT — Sims, J. 15-26-1 183.
 VT — Burmeister, B 15-25-0 254.
RECEIVING: GT — Sanders, A. 4-64; Gibbs, J. 4-48; McGowan, K. 3-53; Norris, K. 1-7; Leonard, D. 1-6; Coco, J. 1-4; Mason, J. 1-1.
 VT — Turner, Tre 7-187; Robinson, T 4-27; Blackshear, R 2-5; Gallo, N 1-27; Smith, K 1-8.
INTERCEPTIONS: GT — None
 VT — Chatman.
FUMBLE RECOVERIES: GT — None.
 VT — Peoples.
FORCED FUMBLES: GT — None.
 VT — None.
TACKLES FOR LOSS: GT — Griffin 1.0-7; Walton 1.0-6; Ivey 1.0-5; Eley 1.0-1.
 VT — Tisdale 2.5-2; Barno 1.0-11; Griffin 1.0-5; Hawkins 1.0-2; Williams 0.5-1.
SACKS: GT — Griffin 1.0-7; Walton 1.0-6.
 VT — Barno 1.0-11; Griffin 1.0-5.

	GEORGIA TECH	30
	3-6, 2-5	
	MIAMI (FLA.)	33
	5-4, 3-2	

Game 9 • Nov. 6, 2021 • Miami, Fla. • Hard Rock Stadium (48,161)
SCORING SUMMARY

	1	2	3	4	F
Georgia Tech	7	14	7	2	30
Miami (FL)	14	3	7	9	33

1st 09:10	MIA	Harley, Mike 8 yd pass from Van Dyke, Tyler (Borregales, Andr kick)	GT 0 - UM 7
07:14	MIA	Rambo, Charlesto 35 yd pass from Van Dyke, Tyler (Borregales, Andr kick)	GT 0 - UM 14
04:21	GT	Mason, J. 71 yd run (Cimaglia, B. kick)	GT 7 - UM 14
2nd 13:22	GT	Gibbs, J. 29 yd run (Cimaglia, B. kick)	GT 14 - UM 14
09:48	MIA	Borregales, Andr 28 yd field goal	GT 14 - UM 17
07:56	GT	King, J. 40 yd fumble recovery (Cimaglia, B. kick)	GT 21 - UM 17
3rd 13:59	MIA	Knighton, Jaylan 2 yd run (Borregales, Andr kick)	GT 21 - UM 24
10:33	GT	Gibbs, J. 50 yd pass from Sims, J. (Cimaglia, B. kick)	GT 28 - UM 24
4th 13:20	MIA	Borregales, Andr 31 yd field goal	GT 28 - UM 27
10:27	MIA	Smith, Keyshawn 15 yd pass from Van Dyke, Tyler (Van Dyke, Tyler pass intcpt)	GT 28 - UM 33
10:27	GT	Thomas, Jua. PAT return	GT 30 - UM 33

TEAM STATISTICS

	GT	MIA
First Downs.....	15	24
Rushes-Yards.....	32-135	42-174
Passing Yards.....	194	389
Pass Comp-Att-Int.....	21-38-1	22-34-0
Total Offense.....	329	563
Fumbles-Lost.....	4-0	3-3
Penalties-Yards.....	8-76	2-94
Punts-Yards (Avg./Net).....	8-299 (37.4/35.4)	2-94 (47.0/42.5)
Kickoffs-Yards (Avg./Net).....	5-325 (65.0/40.0)	7-425 (60.7/41.7)
Punt Returns (No.-Yds.-TD).....	2-9-0	1-16-0
Kickoff Returns (No.-Yds.-TD).....	6-127-0	0-0-0
Interceptions (No.-Yds.-TD).....	0-0-0	1-32-0
Fumble Returns (No.-Yds.-TD).....	1-40-1	0-0-0
Time of Possession.....	34:14	25:47
Third-Down Conversions.....	8-of-20	6-of-13
Fourth-Down Conversions.....	1-of-2	0-of-2
Red-Zone Scores-Chances.....	0-0	5-6
Sacks By (No.-Yds.).....	1-1	3-26
Field Goals.....	0-1	2-3
Points Off Turnovers.....	14	0

INDIVIDUAL STATISTICS

RUSHING: GT — Mason, J. 8-75; Gibbs, J. 9-67; Smith, Dontae 3-7; TEAM 1-(-6); Sims, J. 11-(-8).
 MIA — Knighton, Jaylan 32-162; Van Dyke, Tyler 4-9; Franklin, Jr., T. 1-3; Brown, Cody 3-2; TEAM 2-(-2).
PASSING: GT — Sims, J. 21-38-1 194.
 MIA — Van Dyke, Tyler 22-34-0 389.
RECEIVING: GT — Carter, M. 7-50; Gibbs, J. 4-72; Sanders, A. 4-33; Mason, J. 3-29; McGowan, K. 3-10.
 MIA — Rambo, Charlesto 7-210; Mallory, Will 3-39; Harley, Mike 3-38; Smith, Keyshawn 3-35; Restrepo, Xavier 2-11; George, Jacoby 1-20; Brinson, Romello 1-19; Arroyo, Elijah 1-19; Smith, Brashard 1-(-2).
INTERCEPTIONS: GT — None
 MIA — Williams.
FUMBLE RECOVERIES: GT — Walker; Sims; King.
 MIA — None.
FORCED FUMBLES: GT — J. Thomas; Carpenter; Walker.
 MIA — None.
TACKLES FOR LOSS: GT — J. Thomas 1.5-2; C. Thomas 1.0-2; Jackson 1.0-1; Carpenter 1.0-1; Walton 1.0-1; Brooks 0.5-1.
 MIA — Taylor 2.5-5; McCloud 2.0-9; Stevenson 1.5-5; Johnson 1.0-17; Steed 1.0-1.
SACKS: GT — J. Thomas 1.0-1.
 MIA — Johnson 1.0-17; McCloud 1.0-7; Stevenson 0.5-1; Tylor 0.5-1.

	BOSTON COLLEGE	41
	6-4, 2-4	
	GEORGIA TECH	30
	3-7, 2-6	

Game 10 • Nov. 13, 2021 • Atlanta, Ga. • Bobby Dodd Stadium (31,511)
SCORING SUMMARY

	1	2	3	4	F
Boston College	7	21	0	13	41
Georgia Tech	14	7	3	6	30

1st 13:00	BC	Flowers, Zay 48 yd pass from Jurkovec, Phil (Lytton, Connor kick)	BC 7 - GT 0
12:46	GT	Gibbs, J. 98 yd kickoff return (Cimaglia, B. kick)	BC 7 - GT 7
08:07	GT	Carter, M. 12 yd pass from Yates, J. (Cimaglia, B. kick)	BC 7 - GT 14
2nd 13:52	GT	Yates, J. 2 yd run (Cimaglia, B. kick)	BC 7 - GT 21
12:05	BC	Flowers, Zay 39 yd pass from Jurkovec, Phil (Lytton, Connor kick)	BC 14 - GT 21
08:47	BC	Jurkovec, Phil 8 yd run (Lytton, Connor kick)	BC 21 - GT 21
00:52	BC	Jurkovec, Phil 14 yd run (Lytton, Connor kick)	BC 28 - GT 21
3rd 10:22	GT	Cimaglia, B. 28 yd field goal	BC 28 - GT 24
4th 12:01	BC	Lytton, Connor 31 yd field goal	BC 31 - GT 24
08:59	GT	Gibbs, J. 4 yd run (Cimaglia, B. kick failed)	BC 31 - GT 30
02:48	BC	Jurkovec, Phil 31 yd run (Lytton, Connor kick)	BC 38 - GT 30
00:25	BC	Lytton, Connor 27 yd field goal	BC 41 - GT 30

TEAM STATISTICS

	BC	GT
First Downs.....	26	25
Rushes-Yards.....	38-195	40-213
Passing Yards.....	310	130
Pass Comp-Att-Int.....	13-20-0	18-29-1
Total Offense.....	505	343
Fumbles-Lost.....	1-1	1-1
Penalties-Yards.....	8-88	11-95
Punts-Yards (Avg./Net).....	2-74 (37.0/37.0)	1-33 (33.0/33.0)
Kickoffs-Yards (Avg./Net).....	6-270 (45.0/19.7)	6-368 (61.3/41.0)
Punt Returns (No.-Yds.-TD).....	0-0-0	0-0-0
Kickoff Returns (No.-Yds.-TD).....	3-47-0	1-152-1
Interceptions (No.-Yds.-TD).....	1-0-0	0-0-0
Fumble Returns (No.-Yds.-TD).....	1-4-0	0-0-0
Time of Possession.....	27:07	32:53
Third-Down Conversions.....	4-of-8	6-of-11
Fourth-Down Conversions.....	0-of-0	1-of-3
Red-Zone Scores-Chances.....	4-4	4-5
Sacks By (No.-Yds.).....	3-29	0-0
Field Goals.....	2-2	1-1
Points Off Turnovers.....	6	7

INDIVIDUAL STATISTICS

RUSHING: GT — Gibbs, J. 19-96; Yates, J. 12-47; Mason, J. 5-42; Smith, Dontae 4-28.
 BC — Garwo, Patrick 24-104; Jurkovec, Phil 8-71; Flowers, Zay 1-14; Sinkfield, Alec 4-5; Levy, Travis 1-2.
PASSING: GT — Yates, J. 17-28-1 130; Knight II, D. 1-1-0-4.
 BC — Jurkovec, Phil 13-20-0 310.
RECEIVING: GT — Gibbs, J. 5-33; Leonard, D. 3-21; Carter, M. 2-20; Sanders, A. 2-16; Norris, K. 2-16; Smith, Dontae 2-10; McGowan, K. 1-22; McCollum, N. 1-(-4).
 BC — Williams, Jaden 3-62; Gill, Jaelen 3-57; Flowers, Zay 2-87; Barry, Trae 2-59; Luchetti, Joey 1-26; Garwo, Patrick 1-13; Sinkfield, Alec 1-6.
INTERCEPTIONS: GT — None.
 BC — Woodbey.
FUMBLE RECOVERIES: GT — Huff.
 BC — Thompson.
FORCED FUMBLES: GT — Huff.
 BC — Valdez.
TACKLES FOR LOSS: GT — C. Thomas 1.0-3; Eley 1.0-1; Edways 0.5-1; Biggers 0.5-1.
 BC — Valdez 1.0-17; Horsley 1.0-8; Barlow 1.0-4.
SACKS: GT — None.
 BC — Valdez 1.0-17; Horsley 1.0-8; Barlow 1.0-4.

	GEORGIA TECH	0
	3-8	
	No. 6 NOTRE DAME	55
	10-1	

Game 11 • Nov. 20, 2021 • South Bend, Ind. • Notre Dame Stadium (70,011)

SCORING SUMMARY

	1	2	3	4	F
Georgia Tech	0	0	0	0	0
Notre Dame	24	21	10	0	55

1st	12:35	ND	Doerer,Jonathan	41 yd field goal	GT 0 - ND 3
	10:33	ND	Kiser,Jack	43 yd (Doerer,Jonathan kick)	GT 0 - ND 10
	04:57	ND	Williams,Kyren	9 yd run (Doerer,Jonathan kick)	GT 0 - ND 17
	00:08	ND	Mayer,Michael	52 yd pass from Coan,Jack (Doerer,Jonathan kick)	GT 0 - ND 24
2nd	10:41	ND	Diggs,Logan	5 yd run (Doerer,Jonathan kick)	GT 0 - ND 31
	07:21	ND	Diggs,Logan	20 yd pass from Coan,Jack (Doerer,Jonathan kick)	GT 0 - ND 38
	01:29	ND	Williams,Kyren	1 yd run (Leonard,Harris kick)	GT 0 - ND 45
3rd	06:45	ND	Doerer,Jonathan	26 yd field goal	GT 0 - ND 48
	04:50	ND	Tagovailoa-Amos	70 yd fumble recovery (Bryan,Josh kick)	GT 0 - ND 55

TEAM STATISTICS

	GT	ND
First Downs.....	11	23
Rushes-Yards.....	35-128	33-212
Passing Yards.....	96	302
Pass Comp-Att-Int.....	14-28-1	18-26-0
Total Offense.....	224	514
Fumbles-Lost.....	2-1	2-0
Penalties-Yards.....	5-40	3-32
Punts-Yards (Avg./Net).....	10-354 (35.3/34.3)	3-114 (38.0/38.0)
Kickoffs-Yards (Avg./Net).....	1-64 (64.0/13.0)	10-589 (58.9/37.2)
Punt Returns (No.-Yds.-TD).....	1-0-0	3-37-0
Kickoff Returns (No.-Yds.-TD).....	5-113-0	1-51-0
Interceptions (No.-Yds.-TD).....	0-0-0	1-43-1
Fumble Returns (No.-Yds.-TD).....	0-0-0	1-70-1
Time of Possession.....	30:39	29:21
Third-Down Conversions.....	3-of-15	5-of-11
Fourth-Down Conversions.....	0-of-0	1-1
Red-Zone Scores-Chances.....	0-0	6-6
Sacks By (No.-Yds.).....	3-27	6-52
Field Goals.....	0-1	2-2
Points Off Turnovers.....	0	14

INDIVIDUAL STATISTICS

RUSHING: GT — Gibbs, J. 12-58; Smith, Dontae 8-31; Yates, J. 11-20; Mason, J. 4-19.
 ND — Buchner,Tyler 5-67; Estime,Audric 6-61; Williams,Kyren 11-56; Tyree,Chris 3-15; Lenzy,Braden 1-12; Austin,Kevin 1-8; Diggs,Logan 2-6; Albano,Leo 1-1; Coan,Jack 3-(-14).

PASSING: GT — Yates, J. 14-28-1 96.
 ND — Coan,Jack 15-20-0 285; Buchner,Tyler 3-6-0 17.

RECEIVING: GT — McGowan, K. 4-13; Carter, M. 3-29; Sanders, A. 3-20; Leonard, D. 2-28; King, R. 1-7; Smith, Dontae 1-(-1).
 ND — Williams,Kyren 4-31; Mayer,Michael 3-86; Austin,Kevin 2-89; Styles,Lorenzo 2-17; Diggs,Logan 1-20; Takacs,George 1-19; Colzie,Deion 1-16; Bauman,Kevin 1-10; Tyree,Chris 1-9; Lenzy,Braden 1-9; Salerno,Matt 1-(-4).

INTERCEPTIONS: GT — None.
 ND — Kiser.

FUMBLE RECOVERIES: GT — None.
 ND — Tagovailoa-Amosa.

FORCED FUMBLES: GT — Yondjouen
 ND — Foskey (2).

TACKLES FOR LOSS: GT — Jackson 1.0-11; Yondjouen 1.0-10; Domineck 1.0-6; Sims 1.0-4; J. Thomas 0.5-1; White 0.5-0.
 ND — Cross 2.0-16; Bauer 1.5-3; Foskey 1.0-19; Pryor 1.0-6; Ehrensberger 1.0-6; Lewis 1.0-5; Botelho 1.0-3; Ademilola 0.5-3; White 0.5-2; Osafo-Mensha 0.5-2.

SACKS: GT — Jackson 1.0-11; Yondjouen 1.0-10; Domineck 1.0-6.
 ND — Cross 2.0-16; Foskey 1.0-19; Ehrensberger 1.0-6; Pryor 1.0-6; Ademilola 0.5-3.



2021-22 Georgia Tech Football
Game Results
All games

Team Results

	Date	Opponent		Score	Overall	Conf	Time	Attend
	09/04/2021	Northern Ill.	L	21-22	0-1	0-0	3:26	33651
	09/11/2021	Kennesaw St.	W	45-17	1-1	0-0	3:13	35195
*	09/18/2021	at Clemson	L	8-14	1-2	0-1	5:28	81500
*	09/25/2021	North Carolina	W	45-22	2-2	1-1	3:25	37450
*	10/02/2021	Pittsburgh	L	21-52	2-3	1-2	3:23	36383
*	10/09/2021	at Duke	W	31-27	3-3	2-2	3:27	11849
*	10/23/2021	at Virginia	L	40-48	3-4	2-3	3:40	45837
*	10/30/2021	Virginia Tech	L	17-26	3-5	2-4	3:12	35543
*	11/06/2021	at Miami (FL)	L	30-33	3-6	2-5	3:38	48161
*	11/13/2021	Boston College	L	30-41	3-7	2-6	3:17	31511
	11/20/2021	at Notre Dame	L	0-55	3-8	2-6	3:02	70011



2021-22 Georgia Tech Football
Overall Team Statistics
All games

Team Statistics

	GATECH	OPP
Scoring	288	357
Points per game	26.2	32.5
Points Off Turnovers	59	44
First Downs	218	247
Rushing	95	107
Passing	102	122
Penalty	21	18
Rushing Yardage	1930	1978
Yards gained rushing	2280	2225
Yards lost rushing	350	247
Rushing attempts	409	460
Average per rush	4.7	4.3
Average per game	175.5	179.8
TDs Rushing	15	17
Passing Yardage	2307	3021
Comp-Att-Int	197-326-10	205-315-3
Average per pass	7.1	9.6
Average per catch	11.7	14.7
Average per game	209.7	274.6
TDs Passing	18	24
Total offense	4237	4999
Total plays	735	775
Average per play	5.8	6.5
Average per game	385.2	454.5
Kick returns: #-Yards	35-730	11-243
Punt returns: #-Yards	16-61	13-133
Int returns: #-Yards	3-6	10-154
Kick return average	20.9	22.1
Punt return average	3.8	10.2
Int return average	2.0	15.4
Fumbles-Lost	16-5	17-10
Penalties-Yards	68-571	67-621
Average per game	51.9	56.5
Punts-Yards	55-2234	44-1790
Average per punt	40.6	40.7
Net punt average	36.5	39.1
Kickoffs-Yards	59-3474	75-4102
Average per kick	58.9	54.7
Net kick average	36.7	34.5
Time of possession / game	28:51	31:09
3rd-down conversion	53/150	69/152
3rd-down pct	35%	45%
4rd-down conversion	10/21	9/15



2021-22 Georgia Tech Football
Overall Team Statistics
All games

	GATECH	OPP
4rd-down pct	48%	60%
Sacks by-Yards	19-129	30-250
Misc Yards	0	0
Touchdowns scored	36	44
Field goals - attempts	11-17	16-21
On-Side kicks	3-3	1-1
Red-zone scores	(29-37) 78%	(41-47) 87%
Red-zone touchdowns	(18-37) 49%	(28-47) 60%
PAT-attempts	(33-36) 92%	(43-44) 98%
Attendance	209733	257358
Games / Avg per game	6/34956	5/51472
Neutral site games	-	0/0

Score by Periods

Team	1st	2nd	3rd	4th	OT	TOT
Georgia Tech	76	67	63	82	0	288
Opponents	115	106	54	82	0	357



2021-22 Georgia Tech Football
Individual Statistics
All games

Rushing

Player	gp	att	gain	loss	net	avg	td	lg	avg/g
Jahmyr Gibbs	11	141	792	47	745	5.3	4	71	67.7
Jordan Mason	11	73	395	15	380	5.2	1	71	34.5
Jeff Sims	8	70	471	99	372	5.3	4	50	46.5
Jordan Yates	7	58	276	166	110	1.9	2	54	15.7
Dontae Smith	11	57	329	10	319	5.6	4	29	29.0
Jamious Griffin	3	5	16	0	16	3.2	0	7	5.3
Trad Beatty	1	1	1	0	1	1.0	0	1	1.0
Team	11	4	0	13	-13	-3.3	0	0	-1.2
Total	11	409	2280	350	1930	4.7	15	71	175.5
Opponents	11	460	2225	247	1978	4.3	17	68	179.8

Passing

Player	gp	effic	comp-att-int	pct	yds	td	lg	avg/g
Jeff Sims	8	139.3	113-188-7	60.1	1468	12	77	183.5
Jordan Yates	7	121.9	83-137-3	60.6	835	6	53	119.3
Demetrius Knight II	11	133.6	1-1-0	100.0	4	0	4	0.4
Total	11	132.0	197-326-10	60.4	2307	18	77	209.7
Opponents	11	168.9	205-315-3	65.1	3021	24	77	274.6

Receiving

Player	gp	no.	yds	avg	td	lg	avg/g
Malachi Carter	11	37	489	13.2	2	53	44.5
Kyric McGowan	10	37	467	12.6	7	39	46.7
Jahmyr Gibbs	11	35	474	13.5	2	77	43.1
Adonicas Sanders	11	29	362	12.5	3	37	32.9
Nate McCollum	11	11	98	8.9	1	44	8.9
Dylan Leonard	10	9	69	7.7	0	22	6.9
Kalani Norris	9	8	134	16.8	2	37	14.9
Jordan Mason	11	7	61	8.7	1	18	5.5
Dontae Smith	11	7	33	4.7	0	16	3.0
Peje' Harris	11	5	30	6.0	0	19	2.7
Malik Rutherford	3	5	62	12.4	0	24	20.7
Dylan Deveney	3	4	16	4.0	0	7	5.3
Jack Coco	8	1	4	4.0	0	4	0.5
Ryan King	10	1	7	7.0	0	7	0.7
Josh Robinson	9	1	1	1.0	0	1	0.1
Total	11	197	2307	11.7	18	77	209.7
Opponents	11	205	3021	14.7	24	77	274.6

Punt Returns

Player	no.	yds	avg	td	lg
Azende Rey	12	52	4.3	0	35
Kyric McGowan	4	9	2.3	0	5
Total	16	61	3.8	0	35
Opponents	13	133	10.2	0	24

Interceptions

Player	no.	yds	avg	td	lg
Charlie Thomas	2	0	0.0	0	0
Juanyeh Thomas	1	6	6.0	0	6
Total	3	6	2.0	0	6
Opponents	10	154	15.4	2	43

Kick Returns

Player	no.	yds	avg	td	lg
Jahmyr Gibbs	22	583	26.5	1	98
Azende Rey	5	78	15.6	0	20
Jamious Griffin	5	66	13.2	0	20
Malachi Carter	1	4	4.0	0	4
Kyric McGowan	1	3	3.0	0	3
Billy Ward	1	-4	-4.0	0	0
Total	35	730	20.9	1	98
Opponents	11	243	22.1	0	51

Fumble Returns

Player	no.	yds	avg	td	lg
Total	0	170	0.0	2	70
Opponents	0	0	0.0	1	0



**2021-22 Georgia Tech Football
Individual Statistics
All games**

Scoring

Player	td	fg	PAT				dpx	saf	pts
			kick	rush	rcv	pass			
Brent Cimaglia	-	11-15	31-33	-	-	-	-	-	64
Kyric McGowan	7	-	-	-	-	-	-	-	42
Jahmyr Gibbs	7	-	-	-	-	-	-	-	42
Dontae Smith	4	-	-	-	-	-	-	-	24
Jeff Sims	4	-	-	-	-	1	-	-	24
Adonicas Sanders	3	-	-	-	-	-	-	-	18
Jordan Mason	2	-	-	-	-	-	-	-	12
Malachi Carter	2	-	-	-	-	-	-	-	12
Jordan Yates	2	-	-	-	-	-	-	-	12
Kalani Norris	2	-	-	-	-	-	-	-	12
Jordan Domineck	1	-	-	-	-	-	-	-	6
Jaylon King	1	-	-	-	-	-	-	-	6
Nate McCollum	1	-	-	-	-	-	-	-	6
Juanyeh Thomas	-	-	-	-	-	-	1	-	2
Dylan Leonard	-	-	-	-	1	-	-	-	2
Avery Boyd	-	-	-	-	1	-	-	-	2
Total	36	11-17	31-33	0	2	2	1	1	288
Opponents	44	16-21	41-41	0	2	2	0	0	357

Field Goals

Player	fg	pct.	01-19	20-29	30-39	40-49	50-99	lg	blk
Brent Cimaglia	11-15	73.3	0-0	5-5	6-6	0-2	0-2	37	1
Gavin Stewart	0-1	0.0	0-0	0-0	0-0	0-0	0-1	0	1
Jude Kelley	0-1	0.0	0-0	0-0	0-0	0-1	0-0	0	1
Opponents	16-21	76.2	0-0	8-8	4-5	4-6	0-2	46	0

FG Sequence

Team Name	Georgia Tech	Opponents
Northern Ill.	43,51	
Clemson	(22),(22)	
Notre Dame		(41)

Numbers in parentheses indicate field goal was made

Total Offense

Player	g	plays	rush	pass	total	avg/g
Jeff Sims	8	258	372	1468	1840	230.0
Jordan Yates	7	195	110	835	945	135.0
Jahmyr Gibbs	11	141	745	0	745	67.7
Jordan Mason	11	73	380	0	380	34.5
Dontae Smith	11	57	319	0	319	29.0
Jamious Griffin	3	5	16	0	16	5.3
Demetrius Knight II	11	1	0	4	4	0.4
Trad Beatty	1	1	1	0	1	1.0
Team	11	0	-13	0	-13	-1.2
Total	11	735	1930	2307	4237	385.2
Opponents	11	775	1978	3021	4999	454.5

Punting

Player	no.	yds	avg	lg	tb	fc	i20	50+	blk
David Shanahan	54	2222	41.1	71	7	17	15	11	0
Team	1	12	12.0	0	0	0	0	0	1
Total	55	2234	40.6	71	7	17	15	11	1
Opponents	44	1790	40.7	52	1	21	16	8	0

Kickoffs

Player	no.	yds	avg	tb	ob	retn	net	ydln
Gavin Stewart	55	3368	61.2	33	0			
Jude Kelley	3	41	13.7	0	0			
Brent Cimaglia	1	65	65.0	0	0			
Total	59	3474	58.9	33	0	12	36.7	28
Opponents	75	4102	54.7	26	2	35	34.5	30



2021-22 Georgia Tech Football
Individual Statistics
All games

All Purpose

Player	g	rush	rcv	pr	kr	ir	total	avg/g
Jahmyr Gibbs	11	745	474	0	583	0	1802	163.8
Malachi Carter	11	0	489	0	4	0	493	44.8
Kyric McGowan	10	0	467	9	3	0	479	47.9
Jordan Mason	11	380	61	0	0	0	441	40.1
Jeff Sims	8	372	0	0	0	0	372	46.5
Adonicas Sanders	11	0	362	0	0	0	362	32.9
Dontae Smith	11	319	33	0	0	0	352	32.0
Kalani Norris	9	0	134	0	0	0	134	14.9
Azende Rey	10	0	0	52	78	0	130	13.0
Jordan Yates	7	110	0	0	0	0	110	15.7
Nate McCollum	11	0	98	0	0	0	98	8.9
Jamious Griffin	3	16	0	0	66	0	82	27.3
Dylan Leonard	10	0	69	0	0	0	69	6.9
Malik Rutherford	3	0	62	0	0	0	62	20.7
Peje' Harris	11	0	30	0	0	0	30	2.7
Dylan Deveney	3	0	16	0	0	0	16	5.3
Ryan King	10	0	7	0	0	0	7	0.7
Juanyeh Thomas	11	0	0	0	0	6	6	0.5
Jack Coco	8	0	4	0	0	0	4	0.5
Josh Robinson	9	0	1	0	0	0	1	0.1
Trad Beatty	1	1	0	0	0	0	1	1.0
Billy Ward	11	0	0	0	-4	0	-4	-0.4
Team	11	-13	0	0	0	0	-13	-1.2
Total	11	1930	2307	61	730	6	5034	457.6
Opponents	11	1978	3021	133	243	154	5529	502.6



2021-22 Georgia Tech Football
Overall Defense Statistics
All games

Team Defense

##	Player	gp	Tackles				tfl/yds	Sacks no-yds	Pass defense			Fumbles		blkd	
			ua	a	tot	no-yds			int-yds	brup	qbh	fr-yds	ff	kick	saf
4	Quez Jackson	11	44	54	98	8-32	2-12	.	.	2	2-23	1	.	.	
10	Ayinde Eley	10	42	44	86	3.5-5	0.5-1	.	1	3	
1	Juanyeh Thomas	11	37	39	76	4-6	1-1	1-6	6	.	.	2	.	.	
25	Charlie Thomas	11	34	32	66	10-43	3-20	2-0	.	3	.	1	.	.	
2	Tariq Carpenter	11	36	23	59	1-1	.	.	3	.	.	1	.	.	
13	Wesley Walker	10	24	21	45	.	.	.	2	.	1-0	2	.	.	
42	Jordan Domineck	11	17	16	33	5-30	3-17	.	1	4	1-70	3	.	.	
14	Jaylon King	11	20	12	32	2-9	.	.	1	.	1-40	.	.	.	
15	Jared Ivey	10	19	12	31	6-22	1.5-9	.	1	3	.	1	.	.	
0	Djimon Brooks	11	12	16	28	1.5-3	1-0	1	.	.	
3	Tre Swilling	10	16	10	26	2-17	1-7	.	4	
16	Myles Sims	10	16	5	21	1-4	.	.	4	.	2-0	.	.	.	
7	Zamari Walton	9	13	6	19	2-7	1-6	
31	Kyle Kennard	11	5	10	15	3.5-21	2-18	.	.	1	
22	Kaleb Edwards	9	9	4	13	0.5-1	
5	T.K. Chimedza	8	6	6	12	1-8	1-8	
40	Trenilyas Tatum	10	8	4	12	
8	Tobias Oliver	9	5	6	11	.	.	.	1	
32	Sylvain Yondjouen	11	6	4	10	1-10	1-10	.	1	1	.	1	.	.	
88	Zeek Biggers	9	6	3	9	0.5-1	
95	JaQuon Griffin	9	6	3	9	2-20	2-20	
94	Mike Lockhart	11	2	6	8	1-1	
20	Miles Brooks	11	4	4	8	
11	Kevin Harris	11	4	2	6	1	
21	Jalen Huff	5	5	.	5	1-0	1	.	.	
11	Ryan King	10	4	1	5	
18	Derrick Allen	9	3	1	4	
17	Demetrius Knight II	11	2	2	4	1-37	.	.	.	
52	Cade Long	10	3	1	4	
27	Josh Robinson	9	2	2	4	1-2	.	.	.	1	
97	Akelo Stone	3	3	.	3	2-3	
6	Keion White	3	2	1	3	0.5-0	
43	Noah Collins	6	.	3	3	
8	Nate McCollum	11	2	.	2	
26	Cole Neuber	5	.	1	1	
29	Bruce Jordan-Swilling	8	.	1	1	
3	Azende Rey	10	1	.	1	
85	Billy Ward	11	1	.	1	
9	Avery Boyd	5	.	1	1	
99	D'Quan Douse	9	.	1	1	
24	Kenan Johnson	9	.	1	1	.	.	.	1	



2021-22 Georgia Tech Football
Overall Defense Statistics
All games

##	Player	gp	Tackles				Sacks	Pass defense			Fumbles		blkd	
			ua	a	tot	tfl/yds	no-yds	int-yds	brup	qbh	fr-yds	ff	kick	saf
88	Gavin Stewart	11	1	.	1	
18	Peje' Harris	11	1	.	1	
2	Kyric McGowan	10	1	.	1	
90	Makius Scott	10	1	.	.	.	
Totals		11	422	358	780	59-246	19-129	3-6	26	20	10-170	14	0	1
Opponents		11	379	374	753	66-349	30-250	10-154	31	39	5-0	8	5	0



2021-22 Georgia Tech Football
Passing Game-by-Game
All games

#10 Jeff Sims	Comp	Att	Int	Pct	Yards	TD	Long	Sacked	Effic.
Northern Ill.	4	9	0	44.4	23	0	13	2-6	65.9
North Carolina	10	13	0	76.9	112	1	28	0-0	174.7
Pittsburgh	24	33	2	72.7	359	2	71	2-22	172.0
Duke	12	25	2	48.0	297	3	77	1-7	171.4
Virginia	27	44	1	61.4	300	3	37	1-7	136.6
Virginia Tech	15	26	1	57.7	183	2	39	2-16	134.5
Miami (FL)	21	38	1	55.3	194	1	50	3-26	101.6
Totals	113	188	7	60.1	1468	12	77	11-84	139.3

#13 Jordan Yates	Comp	Att	Int	Pct	Yards	TD	Long	Sacked	Effic.
Northern Ill.	12	18	0	66.7	135	1	53	2-16	148.0
Kennesaw St.	17	23	0	73.9	254	4	39	3-28	224.1
Clemson	20	34	1	58.8	203	0	35	4-30	103.1
North Carolina	3	6	0	50.0	21	0	13	1-11	79.4
Boston College	17	28	1	60.7	126	1	22	3-29	103.2
Notre Dame	14	28	1	50.0	96	0	22	6-52	71.7
Totals	83	137	3	60.6	835	6	53	19-166	121.9

#17 Demetrius Knight II	Comp	Att	Int	Pct	Yards	TD	Long	Sacked	Effic.
Boston College	1	1	0	100.0	4	0	4	0-0	133.6
Totals	1	1	0	100.0	4	0	4	0-0	133.6



**2021-22 Georgia Tech Football
Rushing/Receiving Game-by-Game
All games**

Rushing

Player	No-Yds/TD	NIU	KennSt	Clem	UNC	Pitt	Duke	UVa	Hokies	Miami	BC	ND
Jahmyr Gibbs	141-745/4	20-99/0	9-56/0	11-30/0	13-64/1	10--10/0	14-40/0	13-132/1	11-113/0	9-67/1	19-96/1	12-58/0
Jordan Mason	73-380/1	15-96/0	6-11/0	9-20/0	8-42/0	2-2/0	5-9/0	8-58/0	3-6/0	8-75/1	5-42/0	4-19/0
Jeff Sims	70-372/4	6-34/0	DNP	DNP	10-128/3	10-38/0	12-55/1	10-65/0	11-60/0	11--8/0	-	DNP
Jordan Yates	58-110/2	9-27/1	7--8/0	15-21/0	4-3/0	-	DNP	DNP	DNP	DNP	12-47/1	11-20/0
Dontae Smith	57-319/4	1-15/1	8-82/1	3-24/0	6-28/0	9-43/1	7-42/0	3-15/1	5-4/0	3-7/0	4-28/0	8-31/0
Jamious Griffin	5-16/0	DNP	5-16/0	DNP	-	DNP	DNP	DNP	DNP	DNP	-	DNP
Trad Beatty	1-1/0	DNP	1-1/0	DNP	DNP	DNP	DNP	DNP	DNP	DNP	DNP	DNP

Receiving

Player	No-Yds/TD	NIU	KennSt	Clem	UNC	Pitt	Duke	UVa	Hokies	Miami	BC	ND
Malachi Carter	37-489/2	6-92/0	2-40/0	4-47/0	3-48/1	6-73/0	2-78/0	2-12/0	-	7-50/0	2-20/1	3-29/0
Kyric McGowan	37-467/7	3-32/1	6-91/2	4-82/0	3-39/0	DNP	3-39/1	7-86/2	3-53/1	3-10/0	1-22/0	4-13/0
Jahmyr Gibbs	35-474/2	3-17/0	2-44/0	2-17/0	2-16/0	6-125/0	3-82/1	4-24/0	4-48/0	4-72/1	5-29/0	-
Adonicas Sanders	29-362/3	2-9/0	-	3-20/0	-	3-48/1	2-73/1	6-79/0	4-64/1	4-33/0	2-16/0	3-20/0
Nate McCollum	11-98/1	-	1-6/0	1-2/0	2-16/0	3-49/1	-	3-29/0	-	-	1--4/0	-
Dylan Leonard	9-69/0	-	1-5/0	-	-	-	DNP	2-9/0	1-6/0	-	3-21/0	2-28/0
Kalani Norris	8-134/2	DNP	2-36/1	-	1-13/0	-	1-25/0	1-37/1	1-7/0	-	2-16/0	DNP
Jordan Mason	7-61/1	-	1-6/1	-	-	1-2/0	-	2-24/0	-	3-29/0	-	-
Dontae Smith	7-33/0	-	1-7/0	1-16/0	2-1/0	-	-	-	-	-	2-10/0	1--1/0
Malik Rutherford	5-62/0	DNP	-	DNP	DNP	5-62/0	-	DNP	DNP	DNP	DNP	DNP
Peje' Harris	5-30/0	2-8/0	1-19/0	1-3/0	-	-	1-0/0	-	-	-	-	-
Dylan Deveney	4-16/0	DNP	DNP	4-16/0	-	-	DNP	DNP	DNP	DNP	DNP	DNP
Ryan King	1-7/0	DNP	-	-	-	-	-	-	-	-	-	1-7/0
Jack Coco	1-4/0	-	-	-	DNP	-	-	DNP	1-4/0	-	-	DNP
Josh Robinson	1-1/0	-	-	-	-	-	-	-	1-1/0	DNP	DNP	-



**2021-22 Georgia Tech Football
Total Tackles Game-by-Game
All games**

Total Tackles

Player	S-A	Total	NIU	KennSt	Clem	UNC	Pitt	Duke	UVa	Hokies	Miami	BC	ND
Quez Jackson	44-54	98	5-3	3-7	3-4	10-0	4-10	5-7	1-5	7-9	4-5	1-4	1-0
Ayinde Eley	42-44	86	8-3	3-7	5-2	4-1	1-7	6-8	0-5	9-7	3-2	3-2	DNP
Juanyeh Thomas	37-39	76	4-3	3-0	2-5	3-3	4-4	4-7	5-3	2-4	6-3	0-3	4-4
Charlie Thomas	34-32	66	3-4	2-3	4-8	7-1	3-2	2-8	4-2	4-1	2-2	2-0	1-1
Tariq Carpenter	36-23	59	0-3	-	9-4	3-0	2-2	2-2	3-2	4-1	6-1	2-4	5-4
Wesley Walker	24-21	45	3-2	0-1	3-2	1-0	1-4	3-7	6-1	2-3	3-1	2-0	DNP
Jordan Domineck	17-16	33	1-1	4-1	0-2	1-2	0-1	2-6	-	4-2	1-0	2-0	2-1
Jaylon King	20-12	32	-	3-3	1-0	4-0	1-1	4-3	3-4	1-1	-	2-0	1-0
Jared Ivey	19-12	31	1-2	1-1	2-0	3-2	2-1	2-3	0-2	2-0	2-0	4-1	DNP
Djimon Brooks	12-16	28	0-1	1-4	1-0	1-0	0-2	1-4	4-2	2-0	1-2	0-1	1-0
Tre Swilling	16-10	26	4-1	1-1	DNP	-	4-0	2-2	1-1	0-2	2-2	0-1	2-0
Myles Sims	16-5	21	DNP	-	1-0	-	2-1	4-1	2-0	2-0	1-0	-	4-3
Zamari Walton	13-6	19	2-1	DNP	DNP	1-0	3-0	0-1	-	1-0	3-2	1-1	2-1
Kyle Kennard	5-10	15	-	0-1	0-1	2-2	0-1	0-1	0-1	-	0-2	2-1	1-0
Kaleb Edwards	9-4	13	DNP	DNP	-	-	1-1	3-0	1-0	2-0	-	1-2	1-1
Trenilyas Tatum	8-4	12	1-0	DNP	-	-	0-1	0-1	1-0	-	-	5-0	1-2
T.K. Chimedza	6-6	12	0-2	3-0	DNP	-	DNP	DNP	-	1-1	2-1	-	0-2
Tobias Oliver	5-6	11	-	1-1	1-3	-	2-0	0-1	-	0-1	1-0	DNP	DNP
Sylvain Yondjouen	6-4	10	-	-	1-0	1-1	0-1	-	1-1	-	1-0	1-0	1-1
JaQuon Griffin	6-3	9	-	DNP	1-0	1-0	-	DNP	-	3-1	-	1-0	0-2
Zeek Biggers	6-3	9	DNP	1-1	2-0	-	-	1-1	1-0	-	-	1-1	DNP
Miles Brooks	4-4	8	-	-	1-0	-	-	1-1	1-0	0-1	-	-	1-2
Mike Lockhart	2-6	8	-	-	1-0	-	-	0-4	-	-	1-0	0-1	0-1
Kevin Harris	4-2	6	-	0-1	1-0	1-0	-	1-0	0-1	-	-	-	1-0
Jalen Huff	5-0	5	-	DNP	DNP	DNP	DNP	1-0	DNP	DNP	1-0	2-0	1-0
Ryan King	4-1	5	DNP	-	-	-	3-1	-	-	-	-	1-0	-
Cade Long	3-1	4	-	-	1-0	1-1	-	1-0	-	-	DNP	-	-
Derrick Allen	3-1	4	-	-	0-1	3-0	-	DNP	-	-	-	-	DNP
Josh Robinson	2-2	4	-	-	-	1-0	-	-	1-1	-	DNP	DNP	0-1
Demetrius Knight II	2-2	4	-	-	-	1-0	-	-	0-1	0-1	1-0	-	-
Akelo Stone	3-0	3	DNP	3-0	DNP	DNP	-	DNP	-	DNP	DNP	DNP	DNP
Keion White	2-1	3	DNP	DNP	DNP	DNP	DNP	DNP	DNP	DNP	1-0	1-0	0-1
Noah Collins	0-3	3	DNP	DNP	-	DNP	DNP	-	-	0-1	0-1	DNP	0-1
Nate McCollum	2-0	2	-	-	-	-	1-0	-	1-0	-	-	-	-
Peje' Harris	1-0	1	-	-	-	-	-	1-0	-	-	-	-	-
Billy Ward	1-0	1	-	-	-	-	-	-	-	-	-	-	1-0
Gavin Stewart	1-0	1	-	-	-	-	-	-	-	-	-	-	1-0
Azende Rey	1-0	1	-	DNP	-	1-0	-	-	-	-	-	-	-
Kyric McGowan	1-0	1	-	-	-	-	DNP	-	-	-	1-0	-	-
Cole Neuber	0-1	1	DNP	DNP	-	DNP	-	DNP	-	-	DNP	DNP	0-1
Bruce Jordan-Swilling	0-1	1	DNP	-	-	DNP	-	0-1	-	-	-	-	DNP
Kenan Johnson	0-1	1	-	-	-	0-1	DNP	-	-	-	-	-	DNP
Avery Boyd	0-1	1	DNP	-	DNP	DNP	DNP	0-1	-	-	-	DNP	DNP
D'Quan Douse	0-1	1	-	-	-	DNP	-	-	DNP	-	-	-	0-1



**2021-22 Georgia Tech Football
Team Game-by-Game
All games**

Date	Opponent	Rushing				Receiving				Passing				Kick Returns				Punt Returns				tot off
		no.	yds	td	lg	no.	yds	td	lg	cmp-att-int	yds	td	lg	no.	yds	td	lg	no.	yds	td	lg	
09/04/2021	Northern Ill.	51	271	2	28	16	158	1	53	16-27-0	158	1	53	4	65	0	26	3	-3	0	0	429
09/11/2021	Kennesaw St.	36	158	1	29	17	254	4	39	17-23-0	254	4	39	3	54	0	42	0	0	0	0	412
09/18/2021	at Clemson	38	95	0	11	20	203	0	35	20-34-1	203	0	35	1	16	0	16	1	-2	0	0	298
09/25/2021	North Carolina	43	261	4	50	13	133	1	28	13-19-0	133	1	28	0	0	0	0	3	11	0	5	394
10/02/2021	Pittsburgh	31	73	1	23	24	359	2	71	24-33-2	359	2	71	3	82	0	34	1	4	0	4	432
10/09/2021	at Duke	39	143	1	17	12	297	3	77	12-25-2	297	3	77	3	59	0	25	1	35	0	35	440
10/23/2021	at Virginia	34	270	2	71	27	300	3	37	27-44-1	300	3	37	0	0	0	0	2	6	0	4	570
10/30/2021	Virginia Tech	30	183	0	61	15	183	2	39	15-26-1	183	2	39	4	62	0	25	2	1	0	3	366
11/06/2021	at Miami (FL)	32	135	2	71	21	194	1	50	21-38-1	194	1	50	6	127	0	38	2	9	0	5	329
11/13/2021	Boston College	40	213	2	30	18	130	1	22	18-29-1	130	1	22	6	152	1	98	0	0	0	0	343
11/20/2021	at Notre Dame	35	128	0	54	14	96	0	22	14-28-1	96	0	22	5	113	0	40	1	0	0	0	224
Georgia Tech		409	1930	15	71	197	2307	18	77	197-326-10	2307	18	77	35	730	1	98	16	61	0	35	4237
Opponents		460	1978	17	68	205	3021	24	77	205-315-3	3021	24	77	11	243	0	51	13	133	0	24	4999

Georgia Tech Averages

Games	Avg/ rush	Avg/ catch	Pass effic	KR avg	PR avg	All purpose avg/game	Total offense avg/game
11	4.7	11.7	132.0	20.9	3.8	457.6	385.2

Date	Opponent	Tackles			Sacks no-yds	Fumble		Pass Defense			blkd kick	PAT attempts			off		
		ua	a total	tfl-yds		ff	fr-yds	int-yds	qbh	brup		kick	kick	rush	rcv	saf	t/o
09/04/2021	Northern Ill.	32	26	58	1.0-10	1	1-0	0-0	2	1	0	3-3	0	0	0	7	21
09/11/2021	Kennesaw St.	29	32	61	10.0-40	2	1-70	2-0	2	3	0	6-6	0	0	0	14	45
09/18/2021	at Clemson	40	32	72	3.0-14	0	1-0	0-0	0	0	0	0-0	0	0	1	0	8
09/25/2021	North Carolina	50	14	64	13.0-69	3	3-60	0-0	3	1	0	4-4	0	1	0	17	45
10/02/2021	Pittsburgh	34	40	74	2.0-11	1	0-0	0-0	2	0	0	3-3	0	0	0	0	21
10/09/2021	at Duke	46	70	116	9.0-17	1	0-0	1-6	3	3	0	4-4	0	0	0	0	31
10/23/2021	at Virginia	36	32	68	2.0-16	0	0-0	0-0	2	6	0	2-3	0	1	0	0	40
10/30/2021	Virginia Tech	46	36	82	5.0-23	2	0-0	0-0	1	3	0	2-2	0	0	0	0	17
11/06/2021	at Miami (FL)	43	24	67	6.0-8	1	3-40	0-0	2	5	0	4-4	0	0	0	14	30
11/13/2021	Boston College	34	22	56	3.0-6	0	1-0	0-0	0	2	0	3-4	0	0	0	7	30
11/20/2021	at Notre Dame	32	30	62	5.0-32	1	0-0	0-0	3	2	0	0-0	0	0	0	0	0
Georgia Tech		422	358	780	59.0-246	19	10-170	3-6	20	26	0	31-33	0	2	1	59	288
Opponents		379	374	753	66.0-349	30	5-0	10-154	39	31	5	41-41	0	2	0	44	357

Date	Opponent	Punting								Field Goals			Kickoffs					
		no.	yds	avg	long	blkd	tb	fc	50+	i20	md-att	long	blkd	no.	yds	avg	tb	ob
09/04/2021	Northern Ill.	3	158	52.7	63	0	2	1	2	0	0-3	0	1	4	259	64.8	3	0
09/11/2021	Kennesaw St.	3	123	41.0	46	0	1	1	0	1	1-1	31	0	8	498	62.3	6	0
09/18/2021	at Clemson	7	274	39.1	45	0	1	1	0	1	2-2	22	0	2	77	38.5	1	0
09/25/2021	North Carolina	4	146	36.5	53	1	0	1	1	0	3-3	34	0	9	577	64.1	4	0
10/02/2021	Pittsburgh	4	182	45.5	54	0	0	2	1	1	0-1	0	1	4	260	65.0	4	0
10/09/2021	at Duke	6	272	45.3	71	0	1	1	2	1	1-1	25	0	6	373	62.2	3	0
10/23/2021	at Virginia	4	152	38.0	53	0	0	3	1	1	2-2	34	0	8	413	51.6	3	0
10/30/2021	Virginia Tech	5	241	48.2	53	0	1	0	2	2	1-1	37	0	4	260	65.0	3	0
11/06/2021	at Miami (FL)	8	299	37.4	54	0	0	3	1	2	0-1	0	0	5	325	65.0	3	0
11/13/2021	Boston College	1	33	33.0	33	0	0	1	0	1	1-1	28	0	8	368	46.0	3	0
11/20/2021	at Notre Dame	10	354	35.4	56	0	1	3	1	5	0-1	0	1	1	64	64.0	0	0
Georgia Tech		55	2234	40.6	71	1	7	17	11	15	11-17	37	3	59	3474	58.9	33	0
Opponents		44	1790	40.7	52	0	1	21	8	16	16-21	46	0	75	4102	54.7	26	2



**2021-22 Georgia Tech Football
Opponents Game-by-Game
All games**

Date	Opponent	Rushing				Receiving				Passing				Kick Returns				Punt Returns				tot off
		no.	yds	td	lg	no.	yds	td	lg	cmp-att-int	yds	td	lg	no.	yds	td	lg	no.	yds	td	lg	
09/04/2021	Northern Ill.	42	165	1	35	11	136	2	39	11-17-0	136	2	39	0	0	0	0	0	0	0	0	301
09/11/2021	Kennesaw St.	43	161	1	54	8	111	1	39	8-20-2	111	1	39	0	0	0	0	0	0	0	0	272
09/18/2021	at Clemson	41	158	2	15	18	126	0	17	18-25-0	126	0	17	0	0	0	0	2	11	0	10	284
09/25/2021	North Carolina	35	62	1	23	25	306	2	63	25-39-0	306	2	63	2	37	0	19	2	18	0	11	368
10/02/2021	Pittsburgh	41	181	2	18	24	399	4	55	24-37-0	399	4	55	0	0	0	0	1	2	0	2	580
10/09/2021	at Duke	62	197	1	11	22	292	2	37	22-29-1	292	2	37	3	61	0	28	2	18	0	12	489
10/23/2021	at Virginia	30	240	2	45	29	396	4	77	29-43-0	396	4	77	1	26	0	26	0	0	0	0	636
10/30/2021	Virginia Tech	53	233	0	25	15	254	2	69	15-25-0	254	2	69	1	21	0	21	2	31	0	24	487
11/06/2021	at Miami (FL)	42	174	1	25	22	389	3	60	22-34-0	389	3	60	0	0	0	0	1	16	0	16	563
11/13/2021	Boston College	38	195	3	31	13	310	2	48	13-20-0	310	2	48	3	47	0	27	0	0	0	0	505
11/20/2021	at Notre Dame	33	212	3	68	18	302	2	52	18-26-0	302	2	52	1	51	0	51	3	37	0	19	514
Opponents		460	1978	17	68	205	3021	24	77	205-315-3	3021	24	77	11	243	0	51	13	133	0	24	4999
Georgia Tech		409	1930	15	71	197	2307	18	77	197-326-10	2307	18	77	35	730	1	98	16	61	0	35	4237

Opponents Averages

Games	Avg/ rush	Avg/ catch	Pass effic	KR avg	PR avg	All purpose avg/game	Total offense avg/game
11	4.3	14.7	168.9	22.1	10.2	502.6	454.5

Date	Opponent	Tackles			Sacks no-yds	Fumble		Pass Defense			blkd kick	PAT attempts			off				
		ua	a total	tfl-yds		ff	fr-yds	int-yds	qbh	brup		kick	kick	rush	rcv	saf	t/o	pts	
09/04/2021	Northern Ill.	52	32	84	6.0-24	4-22	1	1-0	0-0	4	2	1	2-2	0	1	0	0	0	22
09/11/2021	Kennesaw St.	32	28	60	3.0-28	3-28	1	1-0	0-0	2	2	0	2-2	0	0	0	0	0	17
09/18/2021	at Clemson	35	38	73	8.0-44	4-30	0	0-0	1-0	7	3	0	2-2	0	0	0	0	0	14
09/25/2021	North Carolina	36	32	68	5.0-22	1-11	0	0-0	0-0	0	3	1	2-2	0	1	0	0	0	22
10/02/2021	Pittsburgh	33	36	69	10.0-42	2-22	0	0-0	2-33	3	3	1	7-7	0	0	0	14	52	
10/09/2021	at Duke	24	40	64	2.0-14	1-7	1	0-0	2-38	2	4	0	3-3	0	0	0	0	0	27
10/23/2021	at Virginia	37	34	71	3.0-13	1-7	0	0-0	1-13	5	5	1	6-6	0	0	0	7	48	
10/30/2021	Virginia Tech	25	28	53	6.0-21	2-16	1	1-0	1--5	2	0	0	2-2	0	0	0	3	26	
11/06/2021	at Miami (FL)	31	38	69	8.0-37	3-26	1	0-0	1-32	2	3	0	3-3	0	0	0	0	33	
11/13/2021	Boston College	39	30	69	5.0-39	3-29	1	1-0	1-0	3	2	0	5-5	0	0	0	6	41	
11/20/2021	at Notre Dame	35	38	73	10.0-65	6-52	2	1-0	1-43	9	4	1	7-7	0	0	0	14	55	
Opponents		379	374	753	66.0-349	30-250	8	5-0	10-154	39	31	5	41-41	0	2	0	44	357	
Georgia Tech		422	358	780	59.0-246	19-129	14	10-170	3-6	20	26	0	31-33	0	2	1	59	288	

Date	Opponent	Punting								Field Goals			Kickoffs					
		no.	yds	avg	long	blkd	tb	fc	50+	i20	md-att	long	blkd	no.	yds	avg	tb	ob
09/04/2021	Northern Ill.	7	287	41.0	52	0	0	3	2	2	0-0	0	0	5	221	44.2	0	0
09/11/2021	Kennesaw St.	7	217	31.0	35	0	0	6	0	1	1-1	46	0	4	128	32.0	0	0
09/18/2021	at Clemson	4	158	39.5	46	0	0	2	0	3	0-0	0	0	4	255	63.8	2	0
09/25/2021	North Carolina	4	188	47.0	50	0	0	1	2	2	0-1	0	0	4	195	48.8	3	1
10/02/2021	Pittsburgh	4	172	43.0	52	0	1	2	1	1	1-1	46	0	9	581	64.6	6	0
10/09/2021	at Duke	5	219	43.8	50	0	0	2	1	3	2-4	35	0	6	369	61.5	2	0
10/23/2021	at Virginia	2	97	48.5	52	0	0	0	1	0	2-2	26	0	9	585	65.0	9	0
10/30/2021	Virginia Tech	4	170	42.5	51	0	0	2	1	2	4-5	43	0	7	447	63.9	2	0
11/06/2021	at Miami (FL)	2	94	47.0	49	0	0	0	0	1	2-3	31	0	7	425	60.7	1	0
11/13/2021	Boston College	2	74	37.0	40	0	0	2	0	1	2-2	31	0	9	307	34.1	0	0
11/20/2021	at Notre Dame	3	114	38.0	48	0	0	1	0	0	2-2	41	0	11	589	53.5	1	1
Opponents		44	1790	40.7	52	0	1	21	8	16	16-21	46	0	75	4102	54.7	26	2
Georgia Tech		55	2234	40.6	71	1	7	17	11	15	11-17	37	3	59	3474	58.9	33	0



2021-22 Georgia Tech Football Team Game-by-Game Comparison All games

Opponent	Score	First Downs			Pen	Rushing Number-Yards	Passing		Total Offense Plays-Yards	Return Yards	Turn- Overs
		Total	Rush	Pass			Comp-Att.-Int	Yards			
Northern Ill.	21-22	26 / 15	17 / 9	7 / 6	2 / 0	51-271 / 42-165	16-27-0 / 11-17-0	158 / 136	78-429 / 59-301	62 / 0	1 / 1
Kennesaw St.	45-17	20 / 13	8 / 6	12 / 5	0 / 2	36-158 / 43-161	17-23-0 / 8-20-2	254 / 111	59-412 / 63-272	124 / 0	1 / 3
Clemson	8-14	20 / 19	7 / 11	10 / 6	3 / 2	38-95 / 41-158	20-34-1 / 18-25-0	203 / 126	72-298 / 66-284	14 / 11	1 / 1
North Carolina	45-22	19 / 18	11 / 6	7 / 11	1 / 1	43-261 / 35-62	13-19-0 / 25-39-0	133 / 306	62-394 / 74-368	71 / 55	0 / 3
Pittsburgh	21-52	21 / 27	5 / 9	13 / 17	3 / 1	31-73 / 41-181	24-33-2 / 24-37-0	359 / 399	64-432 / 78-580	86 / 35	2 / 0
Duke	31-27	17 / 27	7 / 10	8 / 15	2 / 2	39-143 / 62-197	12-25-2 / 22-29-1	297 / 292	64-440 / 91-489	100 / 117	2 / 1
Virginia	40-48	28 / 32	11 / 14	15 / 17	2 / 1	34-270 / 30-240	27-44-1 / 29-43-0	300 / 396	78-570 / 73-636	6 / 39	1 / 0
Virginia Tech	17-26	16 / 23	7 / 12	7 / 9	2 / 2	30-183 / 53-233	15-26-1 / 15-25-0	183 / 254	56-366 / 78-487	63 / 47	2 / 0
Miami (FL)	30-33	15 / 24	4 / 10	9 / 12	2 / 2	32-135 / 42-174	21-38-1 / 22-34-0	194 / 389	70-329 / 76-563	176 / 48	1 / 3
Boston College	30-41	25 / 26	13 / 10	8 / 12	4 / 4	40-213 / 38-195	18-29-1 / 13-20-0	130 / 310	69-343 / 58-505	152 / 47	2 / 1
Notre Dame	0-55	11 / 23	5 / 10	6 / 12	0 / 1	35-128 / 33-212	14-28-1 / 18-26-0	96 / 302	63-224 / 59-514	113 / 131	2 / 0
Totals	288-357	218 / 247	95 / 107	102 / 122	21 / 18	409-1930 / 460-1978	197-326-10 / 205-315-3	2307 / 3021	735-4237 / 775-4999	967 / 530	15 / 13

Opponents	3rd Down Conversion	4th Down Conversion	Time of Possession	TOP Margin	Avg Yds/Rush	Avg Yds/Pass	Avg Yds/Play	Punting Number-Avg	Penalties Number-Yards	Sacks
Northern Ill.	9-18 / 5-12	2-4 / 0-0	31:05 / 28:55	02:10	5.3 / 3.9	5.9 / 8.0	5.5 / 5.1	3-52.7 / 7-41.0	2-5.0 / 11-82.0	0 / 4
Kennesaw St.	6-11 / 3-15	0-0 / 2-2	26:19 / 33:41	-07:22	4.4 / 3.7	11.0 / 5.6	7.0 / 4.3	3-41.0 / 7-31.0	5-31.0 / 4-30.0	2 / 3
Clemson	3-15 / 9-15	2-3 / 0-1	30:10 / 29:50	00:20	2.5 / 3.9	6.0 / 5.0	4.1 / 4.3	7-39.1 / 4-39.5	10-63.0 / 8-66.0	0 / 4
North Carolina	3-11 / 6-14	1-1 / 1-3	29:55 / 30:05	-00:10	6.1 / 1.8	7.0 / 7.8	6.4 / 5.0	4-36.5 / 4-47.0	5-40.0 / 7-69.0	8 / 1
Pittsburgh	2-11 / 6-13	1-4 / 2-2	25:20 / 34:40	-09:20	2.4 / 4.4	10.9 / 10.8	6.8 / 7.4	4-45.5 / 4-43.0	5-55.0 / 6-65.0	1 / 2
Duke	4-13 / 9-21	0-0 / 2-3	24:31 / 35:29	-10:58	3.7 / 3.2	11.9 / 10.1	6.9 / 5.4	6-45.3 / 5-43.8	7-54.0 / 6-55.0	1 / 1
Virginia	6-13 / 7-11	1-1 / 0-0	28:04 / 31:55	-03:51	7.9 / 8.0	6.8 / 9.2	7.3 / 8.7	4-38.0 / 2-48.5	3-35.0 / 4-38.0	1 / 1
Virginia Tech	3-12 / 9-19	1-3 / 1-1	24:12 / 35:48	-11:36	6.1 / 4.4	7.0 / 10.2	6.5 / 6.2	5-48.2 / 4-42.5	7-77.0 / 7-61.0	2 / 2
Miami (FL)	8-20 / 6-13	1-2 / 0-2	34:13 / 25:47	08:26	4.2 / 4.1	5.1 / 11.4	4.7 / 7.4	8-37.4 / 2-47.0	8-76.0 / 3-35.0	1 / 3
Boston College	6-11 / 4-8	1-3 / 0-0	32:53 / 27:07	05:46	5.3 / 5.1	4.5 / 15.5	5.0 / 8.7	1-33.0 / 2-37.0	11-95.0 / 8-88.0	0 / 3
Notre Dame	3-15 / 5-11	0-0 / 1-1	30:39 / 29:21	01:18	3.7 / 6.4	3.4 / 11.6	3.6 / 8.7	10-35.4 / 3-38.0	5-40.0 / 3-32.0	3 / 6
Totals	53-150 / 69-152	10-21 / 9-15	317:21 / 342:38	-25:17	4.7 / 4.3	7.1 / 9.6	5.8 / 6.5	55-40.6 / 44-40.7	68-571.0 / 67-621.0	19 / 30

Note: Game totals are displayed in the format TEAM/OPPONENT for each category



**2021-22 Georgia Tech Football
By Quarter Statistics
All games**

3rd-Down Conversions

Date	Opponent	Score	Overall	1st Qtr	2nd Qtr	3rd Qtr	4th Qtr	Overtime
09/04/2021	Northern Ill.	L 21-22	9-18 50.0	2-5 40.0	4-4 100.0	2-4 50.0	1-5 20.0	0-0 0.0
09/11/2021	Kennesaw St.	W 45-17	6-11 54.5	2-2 100.0	3-5 60.0	0-3 0.0	1-1 100.0	0-0 0.0
09/18/2021	at Clemson	L 8-14	3-15 20.0	0-3 0.0	1-4 25.0	0-2 0.0	2-6 33.3	0-0 0.0
09/25/2021	North Carolina	W 45-22	3-11 27.3	0-2 0.0	0-3 0.0	1-2 50.0	2-4 50.0	0-0 0.0
10/02/2021	Pittsburgh	L 21-52	2-11 18.2	0-1 0.0	0-4 0.0	2-5 40.0	0-1 0.0	0-0 0.0
10/09/2021	at Duke	W 31-27	4-13 30.8	2-3 66.7	0-4 0.0	1-3 33.3	1-3 33.3	0-0 0.0
10/23/2021	at Virginia	L 40-48	6-13 46.2	4-4 100.0	0-3 0.0	0-1 0.0	2-5 40.0	0-0 0.0
10/30/2021	Virginia Tech	L 17-26	3-12 25.0	1-4 25.0	1-3 33.3	1-3 33.3	0-2 0.0	0-0 0.0
11/06/2021	at Miami (FL)	L 30-33	8-20 40.0	2-5 40.0	3-6 50.0	2-4 50.0	1-5 20.0	0-0 0.0
11/13/2021	Boston College	L 30-41	6-11 54.5	2-2 100.0	1-4 25.0	2-3 66.7	1-2 50.0	0-0 0.0
11/20/2021	at Notre Dame	L 0-55	3-15 20.0	1-3 33.3	0-4 0.0	2-6 33.3	0-2 0.0	0-0 0.0
Georgia Tech			53-150 35.3	16-34 47.1	13-44 29.5	13-36 36.1	11-36 30.6	0-0 0.0
Opponents			69-152 45.4	17-36 47.2	23-42 54.8	10-30 33.3	19-44 43.2	0-0 0.0

4th-Down Conversions

Date	Opponent	Score	Overall	1st Qtr	2nd Qtr	3rd Qtr	4th Qtr	Overtime
09/04/2021	Northern Ill.	L 21-22	2-4 50.0	0-1 0.0	0-0 0.0	0-1 0.0	2-2 100.0	0-0 0.0
09/11/2021	Kennesaw St.	W 45-17	0-0 0.0	0-0 0.0	0-0 0.0	0-0 0.0	0-0 0.0	0-0 0.0
09/18/2021	at Clemson	L 8-14	2-3 66.7	0-0 0.0	1-1 100.0	0-0 0.0	1-2 50.0	0-0 0.0
09/25/2021	North Carolina	W 45-22	1-1 100.0	0-0 0.0	0-0 0.0	0-0 0.0	1-1 100.0	0-0 0.0
10/02/2021	Pittsburgh	L 21-52	1-4 25.0	0-0 0.0	0-2 0.0	1-1 100.0	0-1 0.0	0-0 0.0
10/09/2021	at Duke	W 31-27	0-0 0.0	0-0 0.0	0-0 0.0	0-0 0.0	0-0 0.0	0-0 0.0
10/23/2021	at Virginia	L 40-48	1-1 100.0	0-0 0.0	0-0 0.0	0-0 0.0	1-1 100.0	0-0 0.0
10/30/2021	Virginia Tech	L 17-26	1-3 33.3	1-1 100.0	0-0 0.0	0-0 0.0	0-2 0.0	0-0 0.0
11/06/2021	at Miami (FL)	L 30-33	1-2 50.0	0-0 0.0	0-0 0.0	1-1 100.0	0-1 0.0	0-0 0.0
11/13/2021	Boston College	L 30-41	1-3 33.3	0-0 0.0	1-2 50.0	0-0 0.0	0-1 0.0	0-0 0.0
11/20/2021	at Notre Dame	L 0-55	0-0 0.0	0-0 0.0	0-0 0.0	0-0 0.0	0-0 0.0	0-0 0.0
Georgia Tech			10-21 47.6	1-2 50.0	2-5 40.0	2-3 66.7	5-11 45.5	0-0 0.0
Opponents			9-15 60.0	2-3 66.7	2-3 66.7	0-2 0.0	5-7 71.4	0-0 0.0

Time of Possession

Date	Opponent	Score	Overall	1st Qtr	2nd Qtr	3rd Qtr	4th Qtr	Overtime
09/04/2021	Northern Ill.	L 21-22	31:05	07:22	07:22	05:11	11:10	00:00
09/11/2021	Kennesaw St.	W 45-17	26:19	02:44	09:33	07:28	06:34	00:00
09/18/2021	at Clemson	L 8-14	30:10	06:35	07:16	06:46	09:33	00:00
09/25/2021	North Carolina	W 45-22	29:55	03:48	07:45	05:06	13:16	00:00
10/02/2021	Pittsburgh	L 21-52	25:20	05:18	09:13	08:37	02:12	00:00
10/09/2021	at Duke	W 31-27	24:31	05:47	08:00	06:30	04:14	00:00
10/23/2021	at Virginia	L 40-48	28:04	06:45	10:42	02:13	08:24	00:00
10/30/2021	Virginia Tech	L 17-26	24:12	08:02	05:40	06:54	03:36	00:00
11/06/2021	at Miami (FL)	L 30-33	34:13	07:53	09:29	08:04	08:47	00:00
11/13/2021	Boston College	L 30-41	32:53	03:28	15:28	09:08	04:49	00:00
11/20/2021	at Notre Dame	L 0-55	30:39	07:36	06:35	11:01	05:27	00:00
Georgia Tech			Total 317:21	65:18	97:03	76:58	78:02	00:00



2021-22 Georgia Tech Football
By Quarter Statistics
All games

Date	Opponent	Score	Overall	1st Qtr	2nd Qtr	3rd Qtr	4th Qtr	Overtime
		Avg.	28:51	05:56	08:49	07:00	07:06	00:00
	Opponents	Total	342:38	81:49	85:50	68:50	106:09	00:00
		Avg.	31:09	07:26	07:48	06:15	09:39	00:00



2021-22 Georgia Tech Football
Red-Zone Results
All games

Georgia Tech Inside Opponent Red-Zone

Date	Opponent	Score	Times In RZ	Times Scored	Total		Rush TDs	Pass TDs	FGs Made	Failed to score inside RZ					
					Pts	TDs				FGA	Down	Int	Fumb	Half	Game
09/04/2021	Northern Ill.	L 21-22	3	2	14	2	2	0	0	0	1	0	0	0	0
09/11/2021	Kennesaw St.	W 45-17	5	5	31	4	1	3	1	1	0	0	0	0	0
09/18/2021	at Clemson	L 8-14	3	2	6	0	0	0	2	2	1	0	0	0	0
09/25/2021	North Carolina	W 45-22	7	6	30	3	3	0	3	3	0	0	0	0	1
10/02/2021	Pittsburgh	L 21-52	4	2	14	2	1	1	0	1	1	0	0	0	0
10/09/2021	at Duke	W 31-27	3	3	17	2	1	1	1	1	0	0	0	0	0
10/23/2021	at Virginia	L 40-48	4	4	18	2	1	1	2	2	0	0	0	0	0
10/30/2021	Virginia Tech	L 17-26	2	1	3	0	0	0	1	1	1	0	0	0	0
11/06/2021	at Miami (FL)	L 30-33	0	0	0	0	0	0	0	0	0	0	0	0	0
11/13/2021	Boston College	L 30-41	5	4	23	3	2	1	1	1	0	1	0	0	0
11/20/2021	at Notre Dame	L 0-55	1	0	0	0	0	0	0	0	0	0	1	0	0
Totals 29 of 37 (78.4%)			37	29	156	18	11	7	11	12	4	1	1	0	1

Opponents Inside Georgia Tech Red-Zone

Date	Opponent	Score	Times In RZ	Times Scored	Total		Rush TDs	Pass TDs	FGs Made	Failed to score inside RZ					
					Pts	TDs				FGA	Down	Int	Fumb	Half	Game
09/04/2021	Northern Ill.	L 21-22	2	2	15	2	0	2	0	0	0	0	0	0	0
09/11/2021	Kennesaw St.	W 45-17	0	0	0	0	0	0	0	0	0	0	0	0	0
09/18/2021	Clemson	L 8-14	4	2	14	2	2	0	0	0	1	0	1	0	0
09/25/2021	North Carolina	W 45-22	2	2	15	2	0	2	0	0	0	0	0	0	0
10/02/2021	Pittsburgh	L 21-52	6	5	35	5	2	3	0	0	0	0	0	0	1
10/09/2021	Duke	W 31-27	6	4	20	2	1	1	2	3	1	0	0	0	0
10/23/2021	Virginia	L 40-48	7	7	41	5	2	3	2	2	0	0	0	0	0
10/30/2021	Virginia Tech	L 17-26	4	4	16	1	0	1	3	3	0	0	0	0	0
11/06/2021	Miami (FL)	L 30-33	6	5	26	3	1	2	2	2	0	0	0	0	1
11/13/2021	Boston College	L 30-41	4	4	20	2	2	0	2	2	0	0	0	0	0
11/20/2021	Notre Dame	L 0-55	6	6	35	4	3	1	2	2	0	0	0	0	0
Totals 41 of 47 (87.2%)			47	41	237	28	13	15	13	14	2	0	1	0	2



2021-22 Georgia Tech Football
Team Game Highs
All games

Georgia Tech - Game Highs

RUSHES	51	Northern Ill. (09/04/2021)
YARDS RUSHING	271	Northern Ill. (09/04/2021)
YARDS PER RUSH	7.9	at Virginia (10/23/2021)
TD RUSHES	4	North Carolina (09/25/2021)
PASS ATTEMPTS	44	at Virginia (10/23/2021)
PASS COMPLETIONS	27	at Virginia (10/23/2021)
YARDS PASSING	359	Pittsburgh (10/02/2021)
YARDS PER PASS	11.9	at Duke (10/09/2021)
TD PASSES	4	Kennesaw St. (09/11/2021)
TOTAL PLAYS	78	Northern Ill. (09/04/2021)
	78	at Virginia (10/23/2021)
TOTAL OFFENSE	570	at Virginia (10/23/2021)
YARDS PER PLAY	7.3	at Virginia (10/23/2021)
POINTS	45	North Carolina (09/25/2021)
	45	Kennesaw St. (09/11/2021)
SACKS BY	8	North Carolina (09/25/2021)
FIRST DOWNS	28	at Virginia (10/23/2021)
PENALTIES	11	Boston College (11/13/2021)
PENALTY YARDS	95	Boston College (11/13/2021)
TURNOVERS	2	at Notre Dame (11/20/2021)
	2	Boston College (11/13/2021)
	2	Virginia Tech (10/30/2021)
	2	at Duke (10/09/2021)
	2	Pittsburgh (10/02/2021)
PUNTS	10	at Notre Dame (11/20/2021)
PUNTING AVG	52.7	Northern Ill. (09/04/2021)
LONG PUNT	71	at Duke (10/09/2021)
PUNTS INSIDE 20	5	at Notre Dame (11/20/2021)
LONG PUNT RETURN	35	at Duke (10/09/2021)



2021-22 Georgia Tech Football
Individual Game Highs
All games

Georgia Tech - Individual Game Highs

RUSHES	20	Jahmyr Gibbs vs Northern Ill. (09/04/2021)
YARDS RUSHING	132	Jahmyr Gibbs at Virginia (10/23/2021)
TD RUSHES	3	Jeff Sims vs North Carolina (09/25/2021)
LONG RUSH	71	Jordan Mason at Miami (FL) (11/06/2021)
	71	Jahmyr Gibbs at Virginia (10/23/2021)
PASS ATTEMPTS	44	Jeff Sims at Virginia (10/23/2021)
PASS COMPLETIONS	27	Jeff Sims at Virginia (10/23/2021)
YARDS PASSING	359	Jeff Sims vs Pittsburgh (10/02/2021)
TD PASSES	4	Jordan Yates vs Kennesaw St. (09/11/2021)
LONG PASS	77	Jeff Sims at Duke (10/09/2021)
RECEPTIONS	7	Malachi Carter at Miami (FL) (11/06/2021)
	7	Kyric McGowan at Virginia (10/23/2021)
YARDS RECEIVING	125	Jahmyr Gibbs vs Pittsburgh (10/02/2021)
TD RECEPTIONS	2	Kyric McGowan at Virginia (10/23/2021)
	2	Kyric McGowan vs Kennesaw St. (09/11/2021)
LONG RECEPTION	77	Jahmyr Gibbs at Duke (10/09/2021)
PUNTS	10	David Shanahan at Notre Dame (11/20/2021)
PUNTING AVG	52.7	David Shanahan vs Northern Ill. (09/04/2021)
LONG PUNT	71	David Shanahan at Duke (10/09/2021)
PUNTS INSIDE 20	5	David Shanahan at Notre Dame (11/20/2021)
LONG PUNT RETURN	35	Azende Rey at Duke (10/09/2021)
LONG KICKOFF RETURN	98	Jahmyr Gibbs vs Boston College (11/13/2021)
TACKLES	16	Quez Jackson vs Virginia Tech (10/30/2021)
	16	Ayinde Eley vs Virginia Tech (10/30/2021)
SACKS	2.5	Charlie Thomas vs North Carolina (09/25/2021)
TACKLES FOR LOSS	4.5	Charlie Thomas vs North Carolina (09/25/2021)



**2021-22 Georgia Tech Football
Games Played
All games**

##	Player	GP-GS	NIU	KennSt	Clem	UNC	Pitt	Duke	UVa	Hokies	Miami	BC	ND
0	Djimon Brooks	11/10	START	START	START	START	START	START	START	START	XXX	START	START
0	Ryan Lantz	1/0	XXX
1	Juaneyh Thomas	11/11	START	START	START	START	START	START	START	START	START	START	START
1	Jahmyr Gibbs	11/10	START	START	START	START	START	START	START	START	XXX	START	START
2	Tariq Carpenter	11/8	START	START	START	XXX	START	START	XXX	XXX	START	START	START
2	Kyric McGowan	10/9	START	START	START	START	...	START	START	XXX	START	START	START
3	Azende Rey	10/0	XXX	...	XXX	XXX	XXX	XXX	XXX	XXX	XXX	XXX	XXX
3	Tre Swilling	10/10	START	START	...	START	START	START	START	START	START	START	START
4	Quez Jackson	11/10	XXX	START	START	START	START	START	START	START	START	START	START
4	Dontae Smith	11/2	XXX	XXX	XXX	XXX	XXX	XXX	XXX	START	START	XXX	XXX
5	T.K. Chimedza	8/3	START	START	...	XXX	XXX	XXX	XXX	START	XXX
5	Kalani Norris	9/4	...	XXX	START	START	START	START	XXX	XXX	XXX	XXX	...
6	Jamious Griffin	3/0	...	XXX	...	XXX	XXX	...
6	Keion White	3/1	XXX	XXX	START
7	Malachi Carter	11/11	START	START	START	START	START	START	START	START	START	START	START
7	Zamari Walton	9/5	START	XXX	XXX	XXX	XXX	START	START	START	START
8	Tobias Oliver	9/6	XXX	START	START	START	START	START	XXX	START	XXX
8	Nate McCollum	11/1	XXX	XXX	XXX	XXX	START	XXX	XXX	XXX	XXX	XXX	XXX
9	Antonneous Clayton	2/0	...	XXX	XXX
9	Avery Boyd	5/0	...	XXX	XXX	XXX	XXX	XXX
10	Ayinde Eley	10/10	START	START	START	START	START	START	START	START	START	START	...
10	Jeff Sims	8/6	START	XXX	START	START	START	START	START	XXX	...
11	Marquez Ezzard	1/0	XXX
11	Ryan King	10/0	...	XXX	XXX	XXX	XXX	XXX	XXX	XXX	XXX	XXX	XXX
11	Kevin Harris	11/0	XXX	XXX	XXX	XXX	XXX	XXX	XXX	XXX	XXX	XXX	XXX
12	Kenyatta Watson	6/0	XXX	XXX	XXX	...	XXX	XXX	XXX	...
12	Adonicas Sanders	11/6	START	XXX	XXX	XXX	XXX	XXX	START	START	START	START	START
13	Wesley Walker	10/8	START	XXX	START	START	START	START	START	XXX	START	START	...
13	Jordan Yates	7/5	XXX	START	START	START	XXX	START	START
14	Jaylon King	11/3	XXX	XXX	XXX	START	XXX	XXX	START	START	XXX	XXX	XXX
15	Trad Beatty	1/0	...	XXX
15	Jared Ivey	10/10	START	START	START	START	START	START	START	START	START	START	...
16	Myles Sims	10/2	...	XXX	XXX	XXX	XXX	XXX	START	XXX	XXX	XXX	START
16	Chayden Peery	0/0
17	Demetrius Knight II	11/0	XXX	XXX	XXX	XXX	XXX	XXX	XXX	XXX	XXX	XXX	XXX
17	Tanner Lawson	0/0
18	Peje' Harris	11/1	XXX	XXX	XXX	XXX	XXX	XXX	XXX	START	XXX	XXX	XXX
18	Derrick Allen	9/1	XXX	XXX	XXX	START	XXX	...	XXX	XXX	XXX	XXX	...
20	Miles Brooks	11/0	XXX	XXX	XXX	XXX	XXX	XXX	XXX	XXX	XXX	XXX	XXX
20	Brody Rhodes	0/0
21	Jalen Huff	5/0	XXX	XXX	XXX	XXX	XXX
21	Leo Blackburn	0/0
22	Kaleb Edwards	9/0	XXX	XXX	XXX	XXX	XXX	XXX	XXX	XXX	XXX
24	Kenan Johnson	9/0	XXX	XXX	XXX	XXX	...	XXX	XXX	XXX	XXX	XXX	...
25	Charlie Thomas	11/7	XXX	START	START	XXX	START	START	START	START	START	XXX	XXX
25	James BlackStrain	0/0
26	Cole Neuber	5/0	XXX	...	XXX	...	XXX	XXX	XXX
26	Malik Rutherford	3/0	...	XXX	XXX	XXX
27	Jordan Mason	11/1	XXX	START	XXX	XXX	XXX	XXX	XXX	XXX	XXX	XXX	XXX
27	Josh Robinson	9/1	XXX	XXX	XXX	XXX	XXX	XXX	XXX	START	XXX
28	Tony Amerson	0/0
29	Bruce Jordan-Swilling	8/0	...	XXX	XXX	...	XXX	XXX	XXX	XXX	XXX	XXX	...
30	Trent Davis	0/0
30	Tamarri Jones-Cummings	0/0
31	Kyle Kennard	11/2	XXX	XXX	XXX	XXX	XXX	XXX	XXX	XXX	XXX	START	START
31	Jamal Haynes	1/0	XXX
32	Sylvain Yondjouen	11/0	XXX	XXX	XXX	XXX	XXX	XXX	XXX	XXX	XXX	XXX	XXX
33	Tyson Meiguez	0/0
34	Jack Coco	8/1	XXX	XXX	XXX	...	XXX	START	...	XXX	XXX	XXX	...
34	Khatavian Franks	0/0



**2021-22 Georgia Tech Football
Games Played
All games**

##	Player	GP-GS	NIU	KennSt	Clem	UNC	Pitt	Duke	UVa	Hokies	Miami	BC	ND
35	Sirad Bryant	1/0	XXX
36	Joseph Macrina	0/0
36	Nate Moon	0/0
37	Khaya Wright	3/0	XXX	XXX	XXX
37	Colin Hemingway	0/0
38	Casey Gunn	0/0
38	William Marshall	0/0
39	Thomas Culwell	0/0
39	Englan Williams	0/0
40	Trenilyas Tatum	10/1	XXX	...	XXX	XXX	XXX	XXX	XXX	XXX	XXX	XXX	START
42	Brent Cimaglia	10/0	XXX	XXX	XXX	XXX	XXX	XXX	XXX	XXX	XXX	XXX	...
42	Jordan Domineck	11/8	START	START	START	START	START	START	START	XXX	START	XXX	XXX
43	Noah Collins	6/0	XXX	XXX	XXX	XXX	XXX	...	XXX
43	David Shanahan	11/0	XXX	XXX	XXX	XXX	XXX	XXX	XXX	XXX	XXX	XXX	XXX
45	Taylor McCawley	4/0	XXX	XXX	XXX	XXX	...
46	Henry Freer	2/0	XXX	XXX
46	Tyler Morehead	0/0
47	Austin Kent	10/0	XXX	XXX	XXX	XXX	XXX	XXX	XXX	XXX	XXX	XXX	...
48	Carson Harof	0/0
49	Grey Carroll	0/0
50	Jamal Camp	1/0	XXX
52	Cade Long	10/0	XXX	XXX	XXX	XXX	XXX	XXX	XXX	XXX	...	XXX	XXX
53	Deion Fisher	0/0
54	Jordan Williams	8/7	XXX	START	...	START	START	START	START	START	START
55	Kenny Cooper	7/4	START	START	XXX	START	...	START	XXX	...	XXX
57	Mikey Minihan	11/11	START	START	START	START	START	START	START	START	START	START	START
58	Will Scissum	1/0	XXX
60	Paula Vaipulu	7/5	XXX	START	XXX	START	START	START	START	...
61	Michael Maye	5/0	XXX	XXX	XXX	XXX	XXX	...
62	Cade Kootsouradis	0/0
63	Will Milam	0/0
64	Nick Pendley	4/1	START	XXX	XXX	...	XXX
65	Austin Smith	0/0
66	Anthony Minella	0/0
67	Joe Fusile	0/0
68	Jason Moore	0/0
69	Matthew Morgan	0/0
70	Ryan Johnson	10/10	START	START	...	START	START	START	START	START	START	START	START
71	Ryan Spiers	0/0
72	Weston Franklin	4/0	XXX	XXX	XXX	XXX	...
73	Kenneth Kirby	2/0	XXX	XXX
75	Jakiah Leftwich	0/0
76	Wing Green	0/0
77	Devin Cochran	10/10	START	START	...	START	START	START	START	START	START	START	START
79	William Lay III	9/4	START	XXX	XXX	XXX	START	START	XXX	XXX	START
80	Dylan Leonard	10/9	START	START	START	START	START	...	START	XXX	START	START	START
81	Zach Owens	0/0
83	Dylan Deveney	3/0	XXX	XXX	XXX
84	Chris Miller	4/0	XXX	XXX	XXX	XXX	...
85	Billy Ward	11/0	XXX	XXX	XXX	XXX	XXX	XXX	XXX	XXX	XXX	XXX	XXX
86	Luke Moseley	0/0
87	Ben Wilhelm	0/0
87	Jude Kelley	3/0	XXX	XXX	XXX
88	Gavin Stewart	11/0	XXX	XXX	XXX	XXX	XXX	XXX	XXX	XXX	XXX	XXX	XXX
88	Zeek Biggers	9/0	...	XXX	XXX	XXX	XXX	XXX	XXX	XXX	XXX	XXX	...
89	Ben Postma	0/0
90	Makius Scott	10/0	XXX	XXX	XXX	XXX	XXX	XXX	XXX	XXX	XXX	XXX	...
94	Mike Lockhart	11/2	XXX	XXX	XXX	XXX	XXX	XXX	XXX	XXX	START	XXX	START
95	JaQuon Griffin	9/1	START	...	XXX	XXX	XXX	...	XXX	XXX	XXX	XXX	XXX
96	Albany Casey	0/0



2021-22 Georgia Tech Football
Games Played
All games

##	Player	GP-GS	NIU	KennSt	Clem	UNC	Pitt	Duke	UVa	Hokies	Miami	BC	ND
97	Akelo Stone	3/0	...	XXX	XXX	...	XXX
99	D'Quan Douse	9/0	XXX	XXX	XXX	...	XXX	XXX	...	XXX	XXX	XXX	XXX