

# GEORGIA TECH

129<sup>TH</sup> SEASON • 4 NATIONAL CHAMPIONSHIPS • 15 CONFERENCE CHAMPIONSHIPS • 45 BOWL APPEARANCES • 25 BOWL VICTORIES

## GEORGIA TECH (3-5, 2-4 ACC) AT MIAMI (FLA.) (4-4, 2-2 ACC)

SATURDAY, NOVEMBER 6, 2021 • 12:30 P.M. ET • MIAMI GARDENS, FLA. • HARD ROCK STADIUM

### MATCHUP AT A GLANCE



<b>GEORGIA TECH</b>	<b>vs.</b>	<b>MIAMI (FLA.)</b>
3-5 (2-4 ACC)	<b>Record</b>	4-4 (2-2 ACC)
Atlanta, Ga.	<b>Location</b>	Coral Gables, Fla.
1885	<b>Founded</b>	1925
35,000	<b>Enrollment</b>	17,021
Yellow Jackets, Ramblin' Wreck	<b>Nickname</b>	Hurricanes
Tech Gold and White	<b>Colors</b>	Orange, Green and White
Atlantic Coast (Coastal Division)	<b>Conference</b>	Atlantic Coast (Coastal Division)
Bobby Dodd Stadium at Historic Grant Field (55,000)	<b>Stadium (Capacity)</b>	Hard Rock Stadium (64,767)
Geoff Collins	<b>Head Coach</b>	Manny Diaz
9-21 (3rd season)	<b>Head Coach's Record at School</b>	18-14 (3rd season)
24-31 (5th season)	<b>Head Coach's Overall Record</b>	Same
None	<b>National Ranking</b>	None
Spread Pro-Style	<b>Basic Offense</b>	Multiple
28.5 (10th/72nd)	<b>Points Per Game (Conference/National Rank)</b>	32.9 (5th/34th)
181.8 (7th/48th)	<b>Rushing Yards Per Game (Conference/National Rank)</b>	140.1 (14th/90th)
235.9 (9th/63rd)	<b>Passing Yards Per Game (Conference/National Rank)</b>	300.2 (4th/17th)
417.6 (8th/53rd)	<b>Total Yards Per Game (Conference/National Rank)</b>	440.4 (7th/36th)
4-2-5 Effort Based	<b>Basic Defense</b>	Multiple
28.5 (10th/83rd)	<b>Points Allowed Per Game (Conference/National Rank)</b>	30.5 (11th/97th)
174.4 (9th/92nd)	<b>Rushing Yards Allowed Per Game (Conference/National Rank)</b>	135.5 (6th/47th)
252.5 (11th/96th)	<b>Passing Yards Allowed Per Game (Conference/National Rank)</b>	279.2 (12th/120th)
426.9 (12th/102nd)	<b>Total Yards Allowed Per Game (Conference/National Rank)</b>	414.8 (9th/93rd)
L, 26-17 vs. Virginia Tech (Oct. 30, 2021)	<b>Last Game</b>	W, 38-34 at No. 17 Pitt (Oct. 30, 2021)

### TOP STORYLINES

- Georgia Tech faces its final ACC Coastal Division foe of the season when it travels to Miami (Fla.).
- Winners of two-straight games in the series (28-21 in overtime in 2019 and 27-21 in 2018), the Yellow Jackets travel to South Florida in search of their first three-game winning streak against Miami since they won four-straight over the Hurricanes from 2005-08.
- The Jackets and Hurricanes were slated to face each other in Miami Gardens last year as part of the ACC's modified schedule due to Covid-19. The matchup was scheduled for Nov. 21 but postponed until Dec. 19 due to Covid protocols within Miami's program. The Dec. 19 contest was then canceled due to health and safety protocols within Georgia Tech's program.
- Georgia Tech has lost consecutive games to Virginia (48-40 on Oct. 23) and Virginia Tech (26-17 last Saturday), marking the first time all season that the Yellow Jackets have won or lost consecutive games. Prior to last Saturday's setback versus Virginia Tech (the Jackets' fourth loss by fewer than 10 points this season), Tech had alternated wins and losses throughout the entire 2021 campaign.
- The Jackets face a red-hot Miami squad that has won consecutive games over nationally ranked opponents, defeating then-No. 18 NC State, 31-30, on Oct. 23 and knocking off then-No. 17 Pitt, 38-34, last weekend. The Hurricanes handed both NC State and Pitt their first ACC losses of the season.
- A pair of Georgia Tech standouts reached career milestones in last Saturday's loss to Virginia Tech. QB **Jeff Sims** became only the 12th player in Tech history with 3,000 career passing yards and RB **Jahmyr Gibbs** surpassed 2,000 career all-purpose yards. Both still freshmen eligibility-wise, Sims and Gibbs reached the milestones in just 16 and 15 career games, respectively.

### SERIES HISTORY

**Series Record (Streak):** ..... Georgia Tech leads 13-12 (GT; W2)  
**at Georgia Tech:** ..... Georgia Tech leads 10-5  
**at Miami (Fla.):** ..... Miami (Fla.) leads 6-3  
**Neutral Sites:** ..... Miami (Fla.) leads 1-0  
**Last Meeting:** ..... Georgia Tech 28, Miami 21 (OT) (Oct. 19, 2019 - Miami Gardens, Fla.)

### TALE OF THE TAPE

Average heights and weights of players listed Above The Line (Georgia Tech)/on the depth chart (Miami):

Georgia Tech		Miami (Fla.)
6-5, 313	<b>Offensive Line</b>	6-4, 319
6-4, 250	<b>Tight Ends</b>	6-5, 251
6-1, 208	<b>Offensive Backs (QB and RB)</b>	6-1, 210
6-1, 191	<b>Receivers</b>	6-0, 189
6-3, 269	<b>Defensive Line</b>	6-4, 286
6-2, 221	<b>Linebackers</b>	6-0, 216
6-2, 197	<b>Defensive Backs</b>	6-1, 197

### TOP PERFORMERS AT A GLANCE

PASSING	COMP.	ATT.	INT.	YDS.	TD
<b>Georgia Tech</b>					
Jeff Sims	94	154	7	1,274	11
<b>Miami</b>					
Tyler Van Dyke	70	119	3	1,062	9
RUSHING	ATT.	YDS.	AVG.	TD	
<b>Georgia Tech</b>					
Jahmyr Gibbs	103	531	5.2	2	
<b>Miami</b>					
Cam'Ron Harris	71	409	5.8	5	
RECEIVING	NO.	YDS.	AVG.	TD	
<b>Georgia Tech</b>					
Kyrice McGowan	30	458	15.3	7	
<b>Miami</b>					
Charleston Rambo	44	549	12.5	4	
TACKLES	UT	AT	TT	TFL	SACK
<b>Georgia Tech</b>					
Quez Jackson	38	46	84	3.0	1.0
<b>Miami</b>					
Bubba Bolden	26	16	42	3.5	1.0

### 2021 GEORGIA TECH SCHEDULE/RESULTS

• Overall: **3-5** | ACC: **2-4** | Place: **6th (Coastal Division)**  
 • Home: **2-3** | Away: **1-2** | Neutral: **0-0** | Streak: **L2**

Date	Opponent	Time/Result	TV
Sept. 4	<b>NORTHERN ILLINOIS</b>	L, 22-21	ACCN
Sept. 11	<b>KENNESAW STATE</b>	W, 45-17	ACC RSN
Sept. 18	at No. 6 Clemson*	L, 14-8	ABC
Sept. 25	<b>No. 21/20 N. CAROLINA*^</b>	W, 45-22	ACCN
Sept. 2	<b>PITT*</b>	L, 52-21	ACCN
Sept. 9	at Duke*	W, 31-27	ACC RSN
Oct. 23	at rv/rv Virginia*	L, 48-40	ACCN
Oct. 30	<b>VIRGINIA TECH*</b>	L, 26-17	ACC RSN
Nov. 6	at Miami (Fla.)*	12:30 p.m.	ACC RSN
Nov. 13	<b>BOSTON COLLEGE*</b>	3:30 p.m.	ACC RSN
Nov. 20	at No. 8 Notre Dame	2:30 p.m.	NBC
Nov. 27	<b>No. 1 GEORGIA</b>	TBA	TBA

All times Eastern; Home games in **BOLD CAPS**

\* ACC game

^ Mayhem at Mercedes-Benz Stadium

Ranks for past games = AP/Coaches ranks at time of game

Ranks for current/future games = current AP/Coaches ranks

### ON THE AIR

TV: ACC RSN

- Play-by-Play** ..... Tom Werme
- Analyst** ..... James Bates
- Sideline Reporter** ..... Wiley Ballard
- In Atlanta: Bally Sports South
- Mobile Apps: Bally Sports (in-market); ESPN (out-of-market)
- Online: BallySports.com (in-market); WatchESPN.com (out-of-market)

RADIO: Georgia Tech Sports Network

- Play-by-Play** ..... Andy Demetra
- Analyst** ..... Sean Bedford
- Sideline Reporter** ..... Randy Waters
- In Atlanta: 680/93.7 The Fan
- Across Georgia: Visit RamblinWreck.com for station affiliate list
- Satellite: Sirius 121 (Miami broadcast) / XM 382 (GT broadcast)
- Mobile Apps: Georgia Tech Yellow Jackets, Tuneln, 680 The Fan
- Online: RamblinWreck.com, 680TheFan.com

### GEORGIA TECH'S LAST GAME

<b>vs. Virginia Tech</b>	W, 26-17
<b>Date</b>	Oct. 30
<b>Location</b>	Atlanta, Ga. (Bobby Dodd Stadium)
<b>Total Offense</b>	366
<b>Rushing</b>	183
<b>Passing</b>	183
<b>Turnovers</b>	2
<b>Total Defense</b>	491
<b>Rushing</b>	237
<b>Passing</b>	254
<b>Takeaways</b>	0
<b>Passing Leader</b>	
Jeff Sims	15-26-1, 183 yds., 2 TD
<b>Receiving Leaders</b>	
Adonias Sanders	4 rec., 64 yds., 1 TD
Kyrice McGowan	3 rec., 53 yds., 1 TD
<b>Rushing Leaders</b>	
Jahmyr Gibbs	11 rec., 116 yds.
Jeff Sims	11 rec., 60 yds.
<b>Defensive Leaders</b>	
Ayinde Eley	16 TKL, 1.0 TFL
Quez Jackson	16 TKL, 1 QBH
Jordan Domineck	6 TKL

**GEORGIA TECH MEDIA AVAILABILITY**

TUE	2	WED	3	THURS	4	FRI	5	SAT	6	SUN	7	MON	8
<p><b>Approx. 8:30 a.m.</b> – Approx. first 30 min. of practice open to media (Rose Bowl Field – enter at gate at corner of Fowler Street and 6th Street)</p> <p><b>Approx. 10:45 a.m.</b> – Head coach Geoff Collins weekly press conference, followed by media availability with offensive coordinator Dave Patenaude and defensive coordinator Andrew Thacker (Bobby Dodd Stadium – north concourse)</p>		<p><b>Approx. 8:30 a.m.</b> – Approx. first 30 min. of practice open to media (Bobby Dodd Stadium – enter at Callaway Plaza on north end of stadium)</p> <p><b>Approx. 10:30 a.m.</b> – Media availability – selected student-athletes (Bobby Dodd Stadium – north concourse)</p> <p><b>7-8 p.m.</b> – <i>Geoff Collins Show</i> (Georgia Tech Sports Network — Xtra 106.3 FM/1230 AM in Atlanta)</p>	<p><b>NO AVAILABILITY</b></p>	<p><b>NO AVAILABILITY</b></p>		<p><b>NO AVAILABILITY</b></p>	<p><b>12:30 p.m.</b> - GT at Virginia Tech (Miami Gardens, Fla. — Hard Rock Stadium) TV: ACC RSN (In Atlanta: Bally Sports South)</p> <p><b>Postgame press conference -</b> Head coach Geoff Collins and selected student-athletes (location: TBA)</p>	<p><b>NO AVAILABILITY</b></p>	<p><b>NO AVAILABILITY</b></p>	<p><b>NO AVAILABILITY</b></p>	<p><b>NO AVAILABILITY</b></p>	<p><b>NO AVAILABILITY</b></p>	

**GEORGIA TECH ATHLETICS COMMUNICATIONS & PUBLIC RELATIONS**

- **Assistant A.D./Communications & P.R. (Primary Football Contact):** Mike Flynn  
**Office:** (404) 894-5445 • **Mobile:** (828) 964-6406  
**Email:** mflynn@athletics.gatech.edu
- **Assistant Director/Communications & P.R. (Secondary Football Contact):** Andrew Clausen  
**Office:** (404) 894-5445 • **Mobile:** (678) 764-0867  
**Email:** aclausen@athletics.gatech.edu
- **Associate Director/Communications & P.R. (Football Credentials):** Mike Stamus  
**Office:** 404-894-5445 • **Mobile:** (404) 218-9723  
**Email:** mstamus@athletics.gatech.edu

**FOLLOW GEORGIA TECH ONLINE**
**OFFICIAL WEBSITE:** [www.RamblinWreck.com](http://www.RamblinWreck.com)


@GTathletics  
@GeorgiaTechFB  
@GTFootball  
@CoachCollins



/GTathletics  
/GTFootball



@GTathletics  
@GeorgiaTechFB  
@CoachCollins



@GeorgiaTechFB



RamblinWreckTube

**GEORGIA TECH FOOTBALL BY THE NUMBERS**

# 1

Georgia Tech's 28-21 overtime win at Miami (Fla.) in 2019 (the last meeting between the teams) was the Yellow Jackets' first-ever victory over the Hurricanes at Hard Rock Stadium. The win snapped Tech's five-game losing streak at Miami and was its first triumph over the Hurricanes in South Florida since a 17-14 victory on Oct. 13, 2007 when the Hurricanes still played their home games at the Orange Bowl.

# 12

Georgia Tech Fr. QB **Jeff Sims** became the 12th student-athlete in Georgia Tech history with 3,000 career passing yards last Saturday versus Virginia Tech. Sims has thrown for 3,155 yards in just 16 career games.

# 13

One of college football's most dangerous weapons with the ball in his hands, Georgia Tech Fr. RB **Jahmyr Gibbs** ranks sixth nationally in all-purpose yardage 151.9 yards per game.

# 6.8

Georgia Tech is averaging 6.8 yards per play over the past three games (Oct. 9 at Duke, Oct. 23 at Virginia, last Saturday vs. Virginia Tech), which is tied for 13th nationally over that span.

# 13

Georgia Tech's roster includes just 13 seniors eligibility-wise, which is the fourth-fewest among all Power Five-conference teams (Colorado - 6, Oregon - 8, Utah - 11).

# 18

Eighteen Georgia Tech football student-athletes have already achieved the goal of earning a bachelor's degree.

# 60+

Gibbs has had a 60-yard-plus play from scrimmage in each of the past four games (71-yard reception vs. Pitt – Oct. 2, 77-yard reception at Duke – Oct. 9, 71-yard rush at Virginia – Oct. 23, 61-yard rush vs. Virginia Tech — last Saturday).

# 74

Seventy-four of the 123 student-athletes on Georgia Tech's 2021 roster are freshmen, eligibility-wise. The roster also includes 22 sophomores, 14 juniors and 13 seniors.

**A GEORGIA TECH WIN WOULD ...**

- up its record to 4-5 overall and 3-4 in ACC play;
- give the Jackets their most wins in a season under third-year head coach **Geoff Collins** with three regular-season games still to play;
- be its third-straight victory over Miami (Fla.), good for its longest winning streak in the series since it won four-straight over the Hurricanes from 2005-08;
- be its second-straight win at Miami. Prior to a 28-21 overtime win at Hard Rock Stadium in 2019, Georgia Tech hadn't won at Miami since a 17-14 win in 2007, when the Hurricanes still played their home games at the Orange Bowl;
- up it to 14-12 all-time versus Miami.

**A GEORGIA TECH LOSS WOULD ...**

- drop it to 3-6 overall and 2-5 in ACC play;
- extend its longest losing streak of the season to three;
- be its first loss to Miami (Fla.) since 2017, snapping a two-game winning streak in the series;
- even the all-time series between the teams at 13-13.



**GEORGIA TECH THIRD-YEAR HEAD COACH — GEOFF COLLINS**

Geoff Collins, an Atlanta area native and one of college football's most successful and innovative coaches, is in his third season as Georgia Tech football's head coach. He was named the 20th football head coach in Georgia Tech history on Dec. 7, 2018.

Born in Decatur, Ga. and raised in Conyers, Ga., Collins took the reins at Georgia Tech after serving as the head coach at Temple University in 2017 and 2018.

Despite the challenges associated with overhauling Georgia Tech's football culture, including installing a pro-style spread offensive attack after 11 years of option football at Tech, as well as the unprecedented and unexpected obstacles presented by the Covid-19 pandemic, Collins' two-year tenure as the Yellow Jackets' head coach has been marked by a bevy of accomplishments. They include:

- Back-to-back nationally lauded recruiting classes. Collins' first full recruiting class at Georgia Tech in 2020 was ranked No. 24 nationally by *Rivals*, then re-ranked No. 8 nationally by *Bleacher Report* during the '20 season based on the impressive play of Tech's newcomers, which included three true-freshman starters on offense: RB Jahmyr Gibbs (who earned freshman all-America recognition from The Athletic), QB Jeff Sims and RT Jordan Williams. It was only the second top-25 recruiting class in Georgia Tech history, and the first since 2007, a class that was compiled when Collins served as the Yellow Jackets' director of player personnel. His second recruiting class at Tech in 2021 is also a top-20 class when including the rankings of eight highly ranked transfers, six of which have multiple seasons of eligibility remaining. In all, Georgia Tech has added 18 four- or five-star recruits and 13 of the 45 highest-ranked recruits in program history (according to *247Sports*) since the arrival of Collins and his staff in January 2019.

- The development of three NFL Draft picks in two seasons – TE Tyler Davis (2020), WR Jalen Camp (2021) and P Pressley Harvin III (2021). Davis, who was recruited by Collins to come to The Flats as a graduate transfer in 2019, became Georgia Tech's first NFL Draft pick at any position in three years, the first non-specialist to be drafted from Tech in four years, the first Yellow Jacket tight end to be selected in 28 years and, as a sixth-round pick, the highest selection ever for a GT tight end in the NFL Draft. When Camp and Harvin were both selected in 2021, it marked the first time that Tech had multiple picks in the same NFL Draft since 2016.

- Harvin winning the 2020 Ray Guy Award as college football's top punter. Under Collins' tutelage, Harvin became the first Yellow Jacket to win one of college football's major individual awards since Durant Brooks won the Guy Award in 2007 and only the third unanimous All-American in Georgia Tech history, joining Calvin Johnson (2006) and Ken Swilling (1990)

- Memorable victories, including a 28-21 overtime win at Miami in 2019 (Tech's first-ever win over the Hurricanes at Miami's Hard Rock Stadium), a thrilling 16-13 come-from-behind triumph at Florida State to open the 2020 season (the Yellow Jackets' first season-opening true road win since 2007) and a perfect record in nationally televised primetime contests – a 28-26 win over NC State in 2019 and a 46-27 victory over Louisville in 2020.

Prior to taking the reins at Georgia Tech, Collins put together the most successful first two seasons by a head coach in Temple's 121-year football history. Collins compiled 15 wins and led Temple to two bowl games in his two seasons with the Owls, which are both school records for a coach in his first two campaigns at TU.

In his first season at Temple, Collins led the Owls a 28-3 win over Florida International in the 2017 Gasparilla Bowl, which was good for only the third bowl victory in school history and its first since 2011.

He coached the Owls to an 8-4 record and 7-1 mark in the American Athletic Conference in 2018, with Temple's only conference defeat coming at No. 8-ranked and undefeated UCF. The 8-4 campaign earned Temple a berth in the Independence Bowl.

Prior to becoming head coach at Temple, Collins was one of the nation's most respected defensive coordinators, serving in the role at Florida (2015-16), Mississippi State (2013-14, co-DC: 2011-12), FIU (2010) and his alma mater, Western Carolina (2002-05).

Highlights of his career as a coordinator included ranking among the nation's top 10 in total defense in each of his two seasons at Florida (No. 8 in 2015 and No. 5 in 2016), ranking among the top 25 nationally in total defense (18th – 2013) and scoring defense (23rd – 2014) during his two seasons calling plays at Mississippi State and leading the Sun Belt Conference in total defense, scoring defense and turnover margin in his lone campaign at FIU (2010).

He is the only coach to ever be nominated for the Broyles Award, given to college football's top assistant coach, at three different schools (FIU – 2010, Mississippi State – 2014 and Florida – 2015).

Collins' coaching career also includes a pair of prior stints at Georgia Tech. He first came to The Flats as a graduate assistant (1999-2000), then tight ends coach (2001) under head coach George O'Leary from 1999-2001, followed by a year as director of player personnel under head coach Chan Gailey in 2006.

During his initial three seasons at Georgia Tech under O'Leary, the Yellow Jackets were 25-12 with three-consecutive bowl appearances. As the Jackets' director of player personnel in 2006, Collins led the efforts to land a recruiting class that included Derrick Morgan (all-American, first-round NFL Draft pick), Morgan Burnett (all-American, third-round NFL Draft pick), Joshua Nesbitt (quarterbacked GT to two ACC Championship Games) and Jonathan Dwyer (the sixth-leading rusher in GT history).

Collins has also served on the staffs at Western Carolina (student assistant – 1993-94), Franklin (N.C.) H.S. (assistant coach – 1995), Fordham (linebackers coach – 1996), Albright (defensive coordinator – 1997-98), Alabama (director of player personnel – 2007) and UCF (linebackers coach/recruiting coordinator – 2008-09).

In all, Collins has recruited and/or coached more than three dozen players that have gone on to play in the National Football League. Among Collins' pupils in the NFL are Philadelphia Eagles All-Pro defensive tackle Fletcher Cox (a consensus All-American at Mississippi State and No. 12 overall pick in the 2012 NFL Draft), Tampa Bay Buccaneers cornerback Vernon Hargreaves (a consensus All-American at Florida and No. 11 overall pick in the 2016 NFL Draft), Atlanta Falcons safety Keanu Neal (the No. 17 overall pick in the 2016 NFL Draft) and Indianapolis Colts cornerback Rock Ya-Sin (who earned first-team all-American Athletic Conference honors at Temple after transferring from Presbyterian College and went on to be selected in the second round of the 2019 NFL Draft).

In addition to being renowned as a coach, strategist and evaluator, Collins is also widely recognized as the nation's top head coach when it comes to branding his football program, particularly when it comes to utilizing social media in branding and recruiting efforts. His expertise in marketing and branding has led to him being a guest lecturer for Georgia Tech's Scheller College of Business executive MBA program and a featured speaker at the 2019 Hashtag Sports conference in New York City. Under Collins, Tech became only

the second college football program in the nation to partner with renowned creative agency J1S and the first program in the nation to enter into a partnership with best-selling author and branding consultant Jeremy Darlow. Collins' focus on giving his student-athletes the resources and tools to assist in building their personal brand is a main reason that Georgia Tech is widely expected to be a place where student-athletes can maximize opportunities in the name, image and likeness era.

Collins' innovations in utilizing social media to aid in recruiting efforts have not only helped Georgia Tech land the two highest-rated recruiting classes in school history, but also helped Alabama sign the No. 1 class in the nation in 2007-08. Alabama's 2008 signing class included running back Mark Ingram, who went on to become the first Heisman Trophy winner in Crimson Tide history in 2009.

As a student-athlete, Collins totaled 194 career tackles as an outside linebacker and defensive back at Western Carolina (1989-92). He had 68 tackles and six tackles for loss as a junior and helped lead WCU to a 7-4 record with 62 stops, including five behind the line of scrimmage, as a senior.

Collins, 50, is married to the former Jennifer Haynes. They have a daughter, Astrid (5).

**THE GEOFF COLLINS FILE**

**Personal**

Hometown: Conyers, Ga.  
 Birthdate: April 10, 1971 (50 years old)  
 Education: Western Carolina, 1994  
 Family: Wife: Jennifer; Daughter: Astrid (5)

**Coaching Experience**

1993-94 – Western Carolina (student assistant)  
 1995 – Franklin (N.C.) H.S. (assistant coach)  
 1996 – Fordham (linebackers coach)  
 1997-98 – Albright (defensive coordinator)  
 1999-2000 – Georgia Tech (graduate assistant)  
 2001 – Georgia Tech (tight ends coach)  
 2002-05 – Western Carolina (defensive coordinator)  
 2006 – Georgia Tech (recruiting coordinator)  
 2007 – Alabama (director of player personnel)  
 2008-09 – UCF (linebackers coach/recruiting coordinator)  
 2010 – Florida International (defensive coordinator)  
 2011-12 – Mississippi State (co-defensive coordinator)  
 2013-14 – Mississippi State (defensive coordinator)  
 2015-16 – Florida (defensive coordinator)  
 2017-18 – Temple (head coach)  
 2019-present – Georgia Tech (head coach)

**COLLINS' CAREER HIGHLIGHTS**

- 28th season in the college football coaching profession
- 19th season at an NCAA Division I FBS institution
- fifth season as a head coach
- 13 seasons as a defensive coordinator

**Head Coaching Experience prior to Georgia Tech**

2017 – Temple  
 7-6 overall, 4-4 AAC  
 def. Florida International, 28-3, in 2017 Gasparilla Bowl  
*Temple's first bowl win since 2011, only the third bowl win in school history*

2018 – Temple  
 8-4 overall, 7-1 AAC  
*only conference loss at No. 8-ranked and undefeated UCF faced Duke in 2018 Independence Bowl*

**GEORGIA TECH-MIAMI SERIES HISTORY**

• In a series that dates back to 1955, Georgia Tech and Miami (Fla.) are meeting for the 26th time overall and 17th time as Atlantic Coast Conference foes.

• Georgia Tech leads the all-time series, 13-12.

• Georgia Tech won 10 of the first 14 games in the series but Miami has won eight of the last 11.

• The Yellow Jackets have won each of the last two meetings — a 27-21 win in Atlanta on Nov. 10, 2018 and a 28-21 overtime triumph at Miami on Oct. 19, 2019.

• The win in 2019 was Georgia Tech's first-ever win over the Hurricanes at Hard Rock Stadium. The Yellow Jackets had lost their first five meetings with the Hurricanes at Hard Rock Stadium, beginning in 2009. Prior to their 2019 win, the Jackets hadn't won at Miami since a 17-14 victory on Oct. 13, 2007, when the Hurricanes still played their home games at the Orange Bowl.

• The home team has won 16 of the 25 games in series history.

• Georgia Tech is 2-6 all-time at Hard Rock Stadium, as it is 2-1 in bowl games played at the venue. The Yellow Jackets defeated Mississippi State, 49-34, in the 2014 Capital One Orange Bowl and downed West Virginia, 35-30, in the 1997 Carquest Bowl but dropped a 24-14 decision to Iowa in the FedEx Orange Bowl following the conclusion of the 2009 season.

• Last season, Georgia Tech was slated to visit Miami as part of the ACC's Covid-19-modified schedule. The matchup was scheduled for Nov. 21 but postponed until Dec. 19 due to Covid protocols within Miami's program. The Dec. 19 contest was then canceled due to health and safety protocols within Georgia Tech's program.

**GEORGIA TECH-MIAMI SERIES RESULTS**

DATE	RANK		GT RESULT		SCORE
	GT	UM	H/A	W/L/T	
9/17/1955	10	-	H	W	14-6
9/26/1964	-	-	H	W	20-0
11/10/1967	-	-	A	L	7-49
9/27/1968	-	15	H	L	7-10
9/26/1970	19	-	H	W	31-21
9/20/1975	-	-	H	W	38-23
9/17/1977	-	-	H	W	10-6
10/14/1978	-	-	H	W	24-19
11/20/2000	17/15	23/23	N1	L	13-28
10/2/2004	-	4/4	H	L	3-27
11/19/2005	-	3/3	A	W	14-10
10/28/2006	21/21	-	H	W	30-23
10/13/2007	-	-	A	W	17-14
11/20/2008	-	23/RV	H	W	41-23
9/17/2009 (TH)	14/13	22/20	A	L	17-33
11/13/2010	-	-	H	L	10-35
10/22/2011	20/19	-	A	L	7-24
9/22/2012	RV/RV	-	H	L (OT)	36-42
10/5/2013	RV/RV	14/14	A	L	30-45
10/4/2014	-	-	H	W	28-17
11/21/2015	-	-	A	L	21-38
10/8/2016	-	14/14	H	L	21-35
10/14/2017	-	11/10	A	L	24-25
11/10/2018	-	-	H	W	27-21
10/19/2019	-	-	A	W (OT)	28-21

1 - Toyota Gator Bowl (Jacksonville, Fla.)

**GEORGIA TECH AT HARD ROCK STADIUM**

Date	Opponent	Result
Dec. 29, 1997	West Virginia <sup>1</sup>	W, 35-30
Sept. 17, 2009	No. 22 Miami	L, 33-17
Jan. 5, 2010	No. 10 Iowa <sup>2</sup>	L, 24-14
Oct. 22, 2011	Miami	L, 24-7
Oct. 5, 2013	No. 14 Miami	L, 45-30
Dec. 31, 2014	No. 8 Mississippi State <sup>3</sup>	W, 49-34
Nov. 21, 2015	Miami	L, 38-21
Oct. 14, 2017	No. 11 Miami	L, 25-24
Oct. 19, 2019	Miami	W, 28-21 (OT)

1 - Carquest Bowl

2 - FedEx Orange Bowl

3 - Capital One Orange Bowl

**2021 ACC STANDINGS**

Preseason					
Coastal	Poll	ACC	Pct.	Overall	Pct.
Pitt	4th	3-1	.750	6-2	.750
Virginia	5th	4-2	.667	6-3	.667
North Carolina	1st	3-3	.500	4-4	.500
Miami (Fla.)	2nd	2-2	.500	4-4	.500
Virginia Tech	3rd	2-2	.500	4-4	.500
<b>Georgia Tech</b>	<b>6th</b>	<b>2-4</b>	<b>.333</b>	<b>3-5</b>	<b>.375</b>
Duke	7th	0-4	.000	3-5	.375

Preseason					
Atlantic	Poll	ACC	Pct.	Overall	Pct.
Wake Forest	5th	5-0	1.000	8-0	1.000
NC State	2nd	3-1	.750	6-2	.750
Clemson	1st	4-2	.667	5-3	.625
Syracuse	7th	2-3	.400	5-4	.556
Louisville	6th	2-3	.400	4-4	.500
Florida State	4th	2-3	.400	3-5	.375
Boston College	3rd	0-4	.000	4-4	.500

**ASSOCIATED PRESS TOP 25 POLL (WEEK 10)**

Team (1st-place votes)	Record	Points	Prev.
1. Georgia (63)	8-0	1,575	1
2. Cincinnati	8-0	1,455	2
3. Alabama	7-1	1,413	3
4. Oklahoma	9-0	1,382	4
5. Michigan State	8-0	1,340	8
6. Ohio State	7-1	1,296	5
7. Oregon	7-1	1,233	7
8. Notre Dame	7-1	1,067	11
9. Michigan	7-1	1,048	6
10. Wake Forest	8-0	1,025	13
11. Oklahoma State	7-1	915	15
12. Auburn	6-2	853	18
13. Texas A&M	6-2	847	14
14. Baylor	7-1	833	16
15. Ole Miss	6-2	678	10
16. Texas-San Antonio	8-0	460	23
17. BYU	7-2	450	25
18. Kentucky	6-2	409	12
19. Iowa	6-2	342	9
20. Houston	7-1	338	NR
21. Coastal Carolina	7-1	237	24
22. Penn State	5-3	182	20
23. SMU	7-1	176	19
24. UL Lafayette	7-1	161	NR
25. Fresno State	7-2	151	NR

Others receiving votes: Pittsburgh 117, NC State 104, Wisconsin 91, Mississippi State 79, Arkansas 72, Minnesota 51, San Diego State 50, Appalachian State 23, Utah 11, Iowa State 9, Nevada 2

**USA TODAY COACHES TOP 25 POLL (WEEK 10)**

Team (1st-place votes)	Record	Points	Prev.
1. Georgia (64)	8-0	1600	1
2. Cincinnati	8-0	1460	2
3. Alabama	7-1	1453	3
4. Oklahoma	9-0	1423	4
5. Ohio State	7-1	1336	5
6. Michigan State	8-0	1325	7
7. Oregon	7-1	1198	8
8. Notre Dame	7-1	1095	11
9. Wake Forest	8-0	1051	13
10. Michigan	7-1	1050	6
11. Oklahoma State	7-1	922	15
12. Texas A&M	6-2	910	14
13. Baylor	7-1	815	18
14. Auburn	6-2	802	21
15. Ole Miss	6-2	680	9
16. Iowa	6-2	512	10
17. Kentucky	6-2	497	12
18. Texas-San Antonio	8-0	401	22
19. Houston	7-1	349	NR
20. BYU	7-2	310	NR
21. Coastal Carolina	7-1	301	24
22. NC State	6-2	265	25
23. Penn State	5-3	215	17
24. Southern Methodist	7-1	192	16
25. Pittsburgh	6-2	162	19

Others receiving votes: UL Lafayette 156; Fresno State 73; San Diego State 65; Arkansas 65; Minnesota 29; Wisconsin 26; Mississippi State 20; Utah 10; Appalachian State 10; Air Force 9; Liberty 4; Iowa State 4; Clemson 4; Arizona State 1.

*Georgia Tech opponents in italics*

**OFFENSE**

- For the majority of observers, the most noticeable change when head coach **Geoff Collins** took the reins at Georgia Tech prior to the 2019 season was the transition from the option-based offense that the Yellow Jackets ran under former head coach Paul Johnson for 11 seasons to a spread, pro-style offense.

- Leading the transition to Georgia Tech's spread, pro-style offense is offensive coordinator/quarterbacks coach **Dave Patenaude**. Patenaude also served as the offensive coordinator and quarterbacks coach under Collins for two seasons at Temple (2017-18). With Patenaude at the helm of Temple's offense, the Owls amassed two of the three highest single-season passing totals in school history (3,273 yards in 2017, 3,297 yards in 2018).

- Georgia Tech has totaled at least 400 yards of offense in five of its eight games this season. Last season, the Yellow Jackets had six 400-yard performances in 10 games. Prior to the beginning of the 2020 season, the Jackets had gone 16 games without compiling 400 yards of total offense (dating back to Nov. 3, 2018).

**MOST TOTAL OFFENSE IN A GAME (LAST 34 GAMES)**

	Total Yds.	Opponent	Date
1.	570	at Virginia	Oct. 23, 2021
2.	523	Duke	Nov. 28, 2020
3.	471	UCF	Sept. 19, 2020
4.	453	at Syracuse	Sept. 26, 2020
5.	450	Louisville	Oct. 9, 2020
6.	440	at Duke	Oct. 9, 2021
7.	438	at Florida State	Sept. 12, 2020
8.	432	Pitt	Oct. 2, 2021
9.	429	Northern Illinois	Sept. 4, 2021
10.	412	Kennesaw State	Sept. 11, 2021
	412	at NC State	Dec. 5, 2020

- Last Saturday against Virginia Tech, Georgia Tech fell 34 yards short of reaching the 400-yard plateau for the sixth time this season. Penalties played a big role in the Yellow Jackets falling short of the mark, as they had a 53-yard reception to the VT 6 called back due to an offensive pass interference penalty and a 52-yard touchdown reception shortened to 33 yards due to a holding call.

- Not only did those two penalties cost Georgia Tech 72 yards of offense, but more importantly, it potentially cost the Yellow Jackets 11 points, as it came away with just three total points on the two possessions instead of the likely potential of scoring 14 points had it not been for the costly penalties.

- In four games in the month of October (Oct. 2 vs. Pitt, Oct. 9 at Duke, Oct. 23 at Virginia and last Saturday vs. Virginia Tech), Georgia Tech averaged a whopping 6.9 yards per play.

- Georgia Tech is averaging 6.8 yards per play over the past three games, which is good for a tie for 13th nationally during that stretch.

**MOST YARDS PER PLAY OVER LAST 3 GAMES (FBS)**

1.	Oklahoma	8.5
2.	Wake Forest	8.4
3.	Coastal Carolina	8.3
4.	Virginia	7.9
5.	Ohio State	7.7
6.	Oregon	7.2
7.	BYU	7.1
	Baylor	7.1
9.	Georgia	7.0
	Oregon State	7.0
11.	Louisville	6.9
	Texas-San Antonio	6.9
13.	<b>Georgia Tech</b>	<b>6.8</b>
	Florida State	6.8

- For the season, Georgia Tech ranks 39th nationally with 6.0 yards per play.

- In each of its first three games in October (Oct. 2 vs. Pitt, Oct. 9 at Duke and Oct. 23 at Virginia), Georgia Tech set a season high for total yardage, capped by a whopping 570 yards its 48-40 defeat at Virginia.

- Tech's 570 yards at Virginia were its most in three seasons under Collins and the Jackets' highest total since they had 602 yards in a 49-38 loss at USF on Sept. 8, 2018.

- In addition to the 570 yards of total offense (prev. season high: 440 at Duke, Oct. 9), Georgia Tech also set season highs with 7.3 yards per play (prev. 7.0 vs. Kennesaw State, Sept. 11), 7.9 yards per rush (prev.: 6.1 vs. North Carolina, Sept. 25) and 28 first downs (prev.: 25 vs. NIU) at UVA.

- The Yellow Jackets' 7.9 yards per carry at UVA was their highest yard-per-rush average in three seasons under Collins.

- Last Saturday versus Virginia Tech, the Jackets averaged 6.1 yards per rush, dropping them to 3-2 in games in which they have averaged at least 6.1 yards per rush since Collins took the helm (2021 vs. Virginia Tech - 6.1; 2021 vs. UVA - 7.9; 2021 vs. UNC - 6.1; 2020 vs. Duke - 7.9; 2019 vs. NC State - 6.2).

- Georgia Tech has rushed for at least 260 yards seven times under Collins (2019-pres.), including three times this season (271 vs. Northern Illinois, Sept. 4; 270 at Virginia, Oct. 23; 261 vs. North Carolina, Sept. 25).

- Since the beginning of the 2019 season, Tech's seven games with at least 260 rushing yards is tied for second-most in the ACC (Boston College - 8; **Georgia Tech - 7**; Syracuse - 7, North Carolina - 6; Virginia Tech - 6).

- Georgia Tech's 28 first downs at UVA were its most in three seasons under Collins and its most in a game since it had a school-record 35 at Virginia Tech on Oct. 25, 2018.

- Georgia Tech also set a season high with 27 pass completions against Virginia. The 27 completions are tied for Tech's most completions in a game since 2002.

- In all, 16 of the Yellow Jackets' 23 highest completion totals since the beginning of the 2002 season have come in their last 29 games.

**MOST COMPLETIONS IN A GAME (SINCE 2002)**

	Completions	Opponent	Year	Result
1.	27	at Virginia	2021	L, 48-40
	27	at Duke	2003	L, 41-17
3.	25	North Carolina	2005	W, 27-21
4.	24	Pitt	2020	L, 52-21
	24	NC State	2003	W, 29-21
6.	23	at Florida State	2020	W, 16-13
7.	20	at Clemson	2021	L, 14-8
8.	19	Pitt	2020	L, 34-20
9.	18	at Boston College	2020	L, 48-27
	18	UCF	2020	L, 49-21
	18	Middle Tennessee	2012	L, 49-28
12.	17	Kennesaw State	2021	W, 45-17
13.	15	Virginia Tech	2021	L, 26-17
	15	Northern Ill.	2021	L, 22-21
	15	Notre Dame	2020	L, 31-13
	15	at Syracuse	2020	L, 37-20
	15	at Virginia	2019	L, 33-28
	15	at Duke	2019	L, 41-23
	15	at Clemson	2013	L, 55-31
20.	14	at Temple	2019	L, 24-2
	14	USF	2019	W, 14-10
	14	Duke	2014	L, 31-25

- On Oct. 9 at Duke, Georgia Tech scored the game-winning touchdown on a 36-yard pass from **Jeff Sims** to **Adonias Sanders** with 51 seconds left in the game. It marked the first time that the Yellow Jackets scored a go-ahead, game-winning touchdown with less than a minute to go in regulation for the first time since Dedrick Mills' 4-yard touchdown run with 35 seconds left in a 17-14 win over Boston College on Sept. 3, 2016 in Dublin, Ireland.

- In the thrilling win at Duke, Tech got the ball back on its own 12 with 1:42 to go and no timeouts remaining, trailing 27-24. The Yellow Jackets needed only 51 seconds to march 88 yards in six plays for the winning score.

- On Oct. 2, Georgia Tech passed for 359 yards against Pitt, which was the Yellow Jackets' most passing yards in a game since they threw for 365 against Western Carolina on Sept. 1, 2011 and their most against an NCAA Division I FBS opponent since they had a school-record 486 passing yards at Virginia on Nov. 10, 2001.

- The Yellow Jackets' 359 passing yards against Pitt rank 10th in Georgia Tech history.

**MOST PASSING YARDS IN A GAME (GT HISTORY)**

	Passing Yds.	Opponent	Date
1.	486	Virginia	Nov. 10, 2001
2.	454	Clemson	Oct. 28, 2000
3.	416	Duke	Oct. 31, 1987
4.	387	Maryland	Sept. 30, 1999
	387	Florida State	Sept. 11, 1999
6.	373	The Citadel	Sept. 12, 1987
7.	371	Rice	Sept. 30, 1972
8.	365	Western Carolina	Sept. 1, 2011
9.	361	Navy	Nov. 17, 1979
10.	359	Pitt	Oct. 2, 2021

- Georgia Tech amassed 313 of its 394 total yards and scored 32 of its 45 points in the second half of its 45-22 victory over No. 21/20 North Carolina (Sept. 25).

- Tech's 17-play, 97-yard touchdown drive in the second quarter against Northern Illinois matched the 11th-longest scoring drive by yards in program history (longest since a 99-yard TD drive at Pitt on Sept. 15, 2018) and the 21st-longest scoring drive by plays in program history (longest since a 17-play field goal drive and 18-play TD drive vs. North Carolina on Sept. 30, 2017).

- Georgia Tech has two student-athletes that rank among the top 100 in the nation in rushing yards per game this season — Fr. RB **Jahmyr Gibbs** (65.5 ypg) and Fr. QB **Jeff Sims** (63.3 ypg). Tech is one of only three ACC teams (North Carolina and Syracuse), nine Power Five conference teams (Auburn, Baylor, Michigan, North Carolina, Syracuse, TCU, Texas A&M and Wisconsin) and 15 NCAA Division I FBS teams overall with two players among the top 100 nationally in rushing yards per game.

- Last year, Georgia Tech was one of only six NCAA Division I FBS teams with three players that rushed for at least 350 yards through 10 games — Sims (492), Gibbs (460) and RB **Jordan Mason** (352). The other teams on the list were Appalachian State, Coastal Carolina, Florida State, Kentucky and Nebraska.

- After ranking 125th out of 127 teams nationally last season with 25 turnovers (2.5 per game), Georgia Tech has improved to 52nd nationally (sixth in the ACC) with just 10 turnovers through eight games this season (1.3 per game).

- Since the beginning of last season, Georgia Tech has had an average of 1.3 turnovers per game in wins but has averaged 2.2 turnovers per game in losses.

**OFFENSE**

- According to a formula developed by ESPN, Georgia Tech returned 84% of its offensive production from 2020 in 2021, which ranked 21st nationally.

- Statistically, Georgia Tech returned 96% of its passing yards, 98% of its rushing yards, 69% of its receiving yards and 85% of its scoring from a season ago in 2021.

**QUARTERBACKS**

- Fr. QB **Jeff Sims** became the 12th student-athlete in Georgia Tech history with 3,000 career passing yards in just the 16th game of his career, last Saturday versus Virginia Tech.

- Sims surpassed the 3,000-yard plateau on a 26-yard touchdown pass to **Kyric McGowan** in the first quarter.

**2,000 CAREER PASSING YARDS (GT HISTORY)**

Player	Years	Yards
1. Joe Hamilton	1996-99	8,882
2. Shawn Jones	1989-92	8,441
3. Reggie Ball	2003-06	8,128
4. George Godsey	1998-01	6,137
5. Mike Kelley	1978-81	5,249
6. Justin Thomas	2013-16	4,754
7. John Dewberry	1983-85	4,193
8. Eddie McAshan	1970-72	4,080
9. Tevin Washington	2009-12	3,312
10. Josh Nesbitt	2007-10	3,276
11. Donnie Davis	1992-95	3,261
<b>12. Jeff Sims</b>	<b>2020-pres.</b>	<b>3,155</b>
13. Taylor Bennett	2005-07	2,804
14. Kim King	1965-67	2,763
15. A.J. Suggs	2002-03	2,422
16. Billy Lothridge	1961-63	2,394
17. Rick Strom	1983-87	2,199
18. Vad Lee	2012-13	2,157
19. Jim Bob Taylor	1981-82	2,136
20. Tommy Luginbill	1994	2,128
21. Larry Good	1966-68	2,052

- Sims needs just 121 yards to move into Georgia Tech's all-time top 10 in career passing yards.

- Sims missed what basically amounted to three full games this season due to an injury sustained in the first half of the season opener versus Northern Illinois (Sept. 4).

- Sims missed the next two full games while recovering from the injury — vs. Kennesaw State (Sept. 11) and at Clemson (Sept. 18).

- Sims returned to game action late in the first half versus No. 21/20 North Carolina (Sept. 25) and in just over a half of play, accounted for 240 yards of total offense and four touchdowns to help lead Tech to a 45-22 win.

- When Sims entered the game versus UNC, Tech trailed 7-6 with 3:23 to go in the first half. Sims led the Yellow Jackets to scores on six of their remaining seven possessions (five touchdowns and one field goal - kneel-downs at the end of each half notwithstanding).

- Sims was especially impressive in the running game against North Carolina, amassing 128 yards and scoring three touchdowns (11, 1 and 50 yards) on just 10 carries (12.8 avg.).

- In the passing game, Sims was an ultra-efficient 10-of-13 for 112 yards and a touchdown against the Tar Heels.

- Despite only playing a little more than a half against UNC, Sims set career highs for rushing yards (128), rushing touchdowns (3) and touchdowns responsible for (4).

- Sims' 174.68 pass-efficiency rating against North Carolina was the second-highest of his career, behind only the 183.41 rating he compiled in last season's 46-27 home win over Louisville.

- Sims' .769 completion percentage against UNC is tied for the 14th-best single-game completion percentage in Georgia Tech history (min. 10 attempts).

- Sims' .769 completion percentage against UNC was the highest by a Yellow Jacket (min. 10 attempts) since Joshua Nesbitt completed 78.6% of his passes (11-of-14) against Mississippi State on Oct. 3, 2009.

- Sims is one of only three NCAA Division I FBS student-athletes this season (and one of only two from a Power Five conference) to run for 100 yards, pass for 100 yards, score at least three rushing touchdowns and throw for at least one touchdown in a game.

**QB'S WITH 100 RUSH YDS/100 PASS YDS/ 3 RUSHING TDs/1 PASSING TD IN A GAME (NCAA DIVISION I FBS, 2021)**

Player	Team	Rush Yds./TD	Pass Yds./TD	Opp.
Rocky Lombardi	N. Illinois	119/3/282/1		Maine
<b>Jeff Sims</b>	<b>Georgia Tech</b>	<b>128/3/112/1</b>		<b>UNC</b>
Garrett Shrader	Syracuse	137/3/150/1		FSU
Garrett Shrader	Syracuse	174/3/236/2		VT

- In recognition of his performance versus North Carolina, Sims was named to both the Davey O'Brien Award Great 8 and Manning Award Stars of the Week lists. Both recognize the top eight performances by college quarterbacks each week.

- The O'Brien and Manning Award weekly honors were the second of Sims' career. He also earned both recognitions after leading Georgia Tech to a 16-13 win at Florida State in his first collegiate game on Sept. 12 of last season.

- Sims put together one of the most prolific passing performances in school history versus Pitt (Oct. 2), completing 24-of-33 passes for 359 yards and two touchdowns. His 24 completions and 359 passing yards were both career highs, while his .727 completion percentage and two touchdown passes both rank second in his collegiate career.

- Sims' 359 passing yards against Pitt were the eighth-most by an individual in Georgia Tech history, and the most by a Yellow Jacket since George Godsey threw for a school-record 486 yards against Virginia on Nov. 10, 2001.

**MOST PASSING YARDS IN A GAME (GT HISTORY)**

Player	Pass Yds.	Opponent	Date
1. George Godsey	486	Virginia	Nov. 11, 2001
2. George Godsey	454	Clemson	Oct. 28, 2000
3. Darrell Gast	416	Duke	Oct. 31, 1987
4. Joe Hamilton	387	Maryland	Sept. 30, 1999
Joe Hamilton	387	Florida State	Sept. 11, 1999
6. Eddie McAshan	371	Rice	Sept. 30, 1972
7. Michael Kelley	361	Navy	Nov. 17, 1979
<b>8. Jeff Sims</b>	<b>359</b>	<b>Pitt</b>	<b>Oct. 2, 2021</b>
9. George Godsey	354	Maryland	Nov. 18, 2000
10. Joe Hamilton	341	Georgia	Nov. 27, 1999

- Sims had the three-highest passing totals of his career in consecutive games last month — 359 vs. Pitt, 297 at Duke (Oct. 9) and 300 at Virginia (Oct. 23).

- Sims threw for a career-high-tying three touchdown passes twice last month (Oct. 9 at Duke and Oct. 23 at Virginia), giving him three three-TD games in his career (he also threw for three scores against Duke on Nov. 28 of last season).

- Sims is only the fourth Georgia Tech quarterback since 2000 to throw at least three touchdown passes in a game three times.

**MOST GAMES WITH AT LEAST 3 TD PASSES — GEORGIA TECH (SINCE 2000)**

Player	Games	Years
1. George Godsey	5	1998-2001
2. Reggie Ball	4	2003-06
<b>3. Jeff Sims</b>	<b>3</b>	<b>2020-pres.</b>
2. Justin Thomas	3	2013-16

- On Oct. 23 at Virginia, Sims moved into Georgia Tech's all-time top 10 for single-game completions, as his 27 completions against UVA were the fifth-most in Tech history.

**MOST COMPLETIONS IN A GAME (GT HISTORY)**

Player	Pass Yds.	Opponent	Date
1. George Godsey	39	Virginia	Nov. 11, 2001
2. George Godsey	35	Clemson	Oct. 28, 2000
3. George Godsey	29	Virginia	Nov. 9, 2000
4. A.J. Suggs	28	Maryland	Oct. 17, 2002
<b>5. Jeff Sims</b>	<b>27</b>	<b>Virginia</b>	<b>Oct. 23, 2021</b>
Reggie Ball	27	Duke	Nov. 8, 2003
Michael Kelley	27	Georgia	Nov. 29, 1980
8. A.J. Suggs	26	Virginia	Oct. 26, 2002
George Godsey	26	Maryland	Oct. 11, 2001
Shawn Jones	26	Georgia	Nov. 28, 1992

**JEFF SIMS — GAME-BY-GAME**

2020	Rush	Yds.	TD	C-A-I.	Yds.	TD	Off.
Florida State	13	64	0	23-34-2	277	1	341
UCF	16	82	1	18-36-2	244	1	326
Syracuse	8	41	1	13-28-4	174	1	215
Louisville	7	64	1	11-21-0	249	2	313
Clemson	13	-23	0	6-13-1	81	1	58
Boston College	12	47	1	12-18-1	171	2	218
Notre Dame	12	2	0	15-26-0	150	0	152
Duke	12	108	0	13-23-1	146	3	154
NC State	17	93	1	13-27-0	151	0	244
Pitt	10	14	1	17-31-2	238	2	252
<b>Total</b>	<b>120</b>	<b>492</b>	<b>6</b>	<b>141-257-13</b>	<b>1,881</b>	<b>13</b>	<b>2,119</b>

2021	Rush	Yds.	TD	C-A-I.	Yds.	TD	Off.
Northern Ill.	6	34	0	3-8-0	21	0	55
Kennesaw St.	— DID NOT PLAY —						
Clemson	— DID NOT PLAY —						
UNC	10	128	3	10-13-0	112	1	240
Pitt	10	38	0	24-33-2	359	2	397
Duke	12	55	1	12-25-2	297	3	352
Virginia	10	65	0	27-44-1	300	3	365
Virginia Tech	11	60	0	15-26-1	183	2	243
<b>Total</b>	<b>59</b>	<b>380</b>	<b>4</b>	<b>91-149-6</b>	<b>1,274</b>	<b>11</b>	<b>1,654</b>
<b>Career</b>	<b>168</b>	<b>872</b>	<b>10</b>	<b>232-406-19</b>	<b>3,155</b>	<b>24</b>	<b>4,027</b>

- Despite missing what basically amounted to three full games earlier this season, Sims still ranks No. 1 nationally in rushing yards (380) and yards per rush (6.4), and No. 3 in pass-efficiency rating (149.21) among quarterbacks that are freshmen eligibility-wise in 2021.

- Last season, Sims ranked sixth and eighth, respectively, among all freshmen nationally in 2020 in touchdown passes (13) and passing yards (1,881).

- Sims' 1,881 passing yards last season were the most by a Georgia Tech quarterback through just 10 games since George Godsey had 2,631 yards through 10 games in 2001.

- Since 2000, Sims, Godsey and A.J. Suggs are the only Tech QBs to throw thrown for at least 1,800 yards through 10 games of a season (Sims: 1,881 - 2020; Suggs: 1,844 - 2002; Godsey: 2,684 - 2000 and 2,631 - 2001).

- In addition to leading Georgia Tech in all passing categories last season, Sims also led the Yellow Jackets in rushing yards (492) and rushing touchdowns (6).

**OFFENSE**

• Sims was one of only 10 NCAA Division I FBS players and the only freshman (true or redshirt) with 100 rushing yards and three touchdown passes in a game last season, a feat he accomplished against Duke (Nov. 28).

• Sims had at least 240 passing yards and 60 rushing yards three times last season (Sept. 12 at Florida State, Sept. 19 vs. UCF and Oct. 9 vs. Louisville). It was an accomplishment that was only achieved 42 times in NCAA Division I FBS over the course of the 2020 season. Sims was one of only two players from a Power Five conference to do it three times, one of only 11 players to do it multiple times and the only true freshman that did it even once.

• Last season, Sims became only the third Yellow Jacket to ever be named ACC Rookie of the Week as many as three times and the fifth to earn the honor multiple times.

**GEORGIA TECH PLAYERS TO BE NAMED ACC ROOKIE OF THE WEEK MULTIPLE TIMES**

No.	Player	Pos.	Year
5	Reggie Ball	QB	2003
4	Calvin Johnson	WR	2004
<b>3</b>	<b>Jeff Sims</b>	<b>QB</b>	<b>2020</b>
2	Tobias Oliver	QB	2018
2	Dedrick Mills	RB	2016

• After Sims left the 2021 season opener versus Northern Illinois (Sept. 4) due to injury, redshirt freshman **Jordan Yates** saw the first significant action of his collegiate career.

• Yates responded in a big way, completing 12-of-18 passes for 135 yards and a touchdown and running nine times for 27 yards and another score (all career highs) against NIU. He nearly led the Yellow Jackets to victory after entering the game facing a 14-0 deficit in the second quarter.

• Yates led Georgia Tech to three touchdowns in his eight possessions at the helm against NIU, including a 17-play, 97-yard touchdown drive in his first series behind center.

• Yates was even more impressive the following week in his first-career start versus Kennesaw State (Sept. 11), completing 17-of-23 passes (.739) without an interception for a career-high 254 yards and four touchdowns.

• Yates' four touchdown passes against KSU are tied for the third-most in Georgia Tech history and were the most by a Yellow Jacket since Justin Thomas also threw for four TDs against Georgia Southern on Sept. 13, 2014.

**MOST TD PASSES IN A GAME (GT HISTORY)**

Player	TD	Opponent	Year
1. Joe Hamilton	5	Clemson	1999
Eddie McAshan	5	Rice	1972
<b>3. Jordan Yates*</b>	<b>4</b>	<b>Kennesaw State</b>	<b>2021</b>
Justin Thomas	4	Georgia Southern	2014
12 others	4		

\*most in first-career start

• Yates is one of only 13 Power Five conference quarterbacks to throw for at least 250 yards and four touchdowns while completing at least 70% of his passes in a game this season (those 13 QBs have combined to accomplish the feat a total of 18 times).

**250 PASS YDS/4 TD PASSES/70% COMPLETION PCT. (POWER FIVE - 2021)**

Player	Team	Yds./TD/Pct.	Opp.	Date
Caleb Williams	Oklahoma	402/6/.767	Texas Tech	10/30
Caleb Williams	Oklahoma	295/4/.783	TCU	10/16
Bryce Young	Alabama	348/4/.714	Miss. St.	10/16
C.J. Stroud	Ohio State	406/5/.727	Maryland	10/9
C.J. Stroud	Ohio State	330/5/.739	Rutgers	10/2
Sean Clifford	Penn State	401/4/.731	Villanova	9/25
Kenny Pickett	Pitt	403/5/.857	New Hamp.	9/25
Casey Thompson	Texas	303/5/.783	Texas Tech	9/25
Bryce Young	Alabama	313/5/.909	So. Miss.	9/25
B. Armstrong	Virginia	554/4/.722	N. Carolina	9/18
Max Johnson	LSU	372/5/.743	C. Michigan	9/18
Kenny Pickett	Pitt	382/6/.742	W. Michigan	9/18
Tyler Shough	Texas Tech	399/4/.743	FIU	9/18
<b>Jordan Yates</b>	<b>Ga. Tech</b>	<b>254/4/.739</b>	<b>Kenn. St.</b>	<b>9/11</b>
B. Armstrong	Virginia	405/5/.750	Illinois	9/11
Stetson Bennett	Georgia	288/5/.833	UAB	9/11
Payton Thorne	Michigan St.	280/4/.714	Y'town St.	9/11
Jack Coan	Notre Dame	366/4/.743	Florida St.	9/5
Bryce Young	Alabama	344/4/.711	Miami (Fla.)	9/4

• Yates completed 20-of-34 passes (.588) for 203 yards in Georgia Tech's heartbreaking 14-8 defeat at No. 6 Clemson (Sept. 18). The 20 completions were a career high.

• Since the beginning of the 2019 season, Yates is on an elite list of nine quarterbacks who have thrown for at least 200 yards while completing at least 58% of his passes against Clemson's vaunted defense. He is one of only three to accomplish the feat during the regular season.

**200 PASS YDS/58% COMP. PCT. vs. CLEMSON (SINCE 2019)**

Player	Team	Yds./Pct.	Date
Kenny Pickett	Pitt	302/64.1	10/23/21
Devin Leary	NC State	238/.727	9/25/2021
<b>Jordan Yates</b>	<b>Georgia Tech</b>	<b>203/.588</b>	<b>9/18/2021</b>
Justin Fields	Ohio State	385/.786	1/1/2021+
Ian Book	Notre Dame	219/.714	12/19/2020^
Joe Burrow	LSU	463/.633	1/13/2020*
Justin Fields	Ohio State	320/.652	12/28/2019+
Bryce Perkins	Virginia	266/.628	12/7/2019^
Tua Tagovailoa	Alabama	295/.647	1/7/2019*

\* College Football Playoff championship game

+ College Football Playoff semifinal

^ ACC championship game

• For his career, Yates has seen action in 10 games (two as a true freshman in 2019, three in 2020 and all five this season) and completed 60-of-101 passes (.594) for 667 yards and five touchdowns. He has also run for a score.

• Georgia Tech added another reserve quarterback in the offseason in **Trad Beatty**, a graduate transfer from Temple. Beatty, who was recruited to Temple by Collins in 2018, played in five games over three seasons with the Owls (2018-20), including starts versus Tulane and No. 18 SMU in 2020.

**RUNNING BACKS**

• Fr. RB **Jahmyr Gibbs** is one of college football's most dynamic all-around ball-carriers.

• Through eight games this season, Gibbs leads Georgia Tech in rushing yards (531), kickoff return average (21.5 avg.) and all-purpose yards (1,215), ranks second on the team in yards per reception (14.7 avg. - min. 10 rec.), is tied for second on the squad in receptions (25) and ranks third in receiving yards (368).

**JAHMYR GIBBS — 2021 NATIONAL/ACC RANKS**

Category	No.	FBS Rank	ACC Rank
All-Purpose Yards	151.9 ypg	6th	2nd
Kickoff Returns	21.5 ypr	43rd	4th
Total Rushing Yards	524	81st	10th
Rushing Yards Per Game	65.5	87th	10th
Total Receiving Yards	368	190th	24th
Receiving Yards Per Game	46.0	193rd	24th

• Gibbs amassed a career-high 223 all-purpose yards last Saturday versus Virginia Tech (113 rushing, 48 receiving, 62 kickoff return), eclipsing his previous career high of 219 set in the very first game of his collegiate career, last season versus UCF (Sept. 19, 2020).

• On a 23-yard run in the first quarter of last Saturday's game versus Virginia Tech — just the 15th game of his collegiate career — Gibbs surpassed 2,000 career all-purpose yards.

• With 2,183 all-purpose yards in 15 career games (145.5 ypg), Gibbs is on pace to move into Georgia Tech's all-time top 20 for all-purpose yards on Nov. 20 at Notre Dame (No. 20 Cory Collier amassed 2,514 career all-purpose yards at Tech from 1983-86).

• Gibbs' career-high 223 all-purpose yards last Saturday against Virginia Tech included his second-straight 100-yard rushing game (113 yards).

• The previous Saturday (Oct. 23 at Virginia), Gibbs had a career-high 132 rushing yards.

• Gibbs' consecutive 100-yard rushing games give him three in 15 career games. His other 100-yard game was a 105-yard performance at Syracuse on Sept. 26 of last season.

• Gibbs has had a 60-yard play from scrimmage in each of the last four games — 71-yard reception vs. Pitt — Oct. 2, 77-yard reception at Duke — Oct. 9, 71-yard rush at Virginia — Oct. 23, 61-yard rush vs. Virginia Tech — last Saturday).

• Gibbs is one of only three players in the NCAA Division I FBS this season with four plays from scrimmage of 60-plus yards.

**MOST PLAYS FROM SCRIMMAGE OF 60+ YARDS — 2021 (NCAA DIVISION I FBS)**

Player	Pos.	Team	Plays
1. Keaton Mitchell	RB	East Carolina	5
<b>2. Jahmyr Gibbs</b>	<b>RB</b>	<b>Georgia Tech</b>	<b>4</b>
Jameson Williams	WR	Alabama	4
4. 6 tied			3

• Gibbs is one of only nine FBS student-athletes — and the only running back — with two 70-plus-yard receptions this season.

**MOST 70+YARD RECEPTIONS — 2021 (NCAA DIVISION I FBS)**

Player	Pos.	Team	Plays
1. Jameson Williams	WR	Alabama	3
<b>2. Jahmyr Gibbs</b>	<b>RB</b>	<b>Georgia Tech</b>	<b>2</b>
7 others tied			2

• Gibbs is also one of 18 FBS student-athletes with two 60-plus-yard runs this season.

**MOST 60+YARD RUSHES — 2021 (NCAA DIVISION I FBS)**

Player	Pos.	Team	Plays
1. Keaton Mitchell	RB	East Carolina	4
<b>2. Jahmyr Gibbs</b>	<b>RB</b>	<b>Georgia Tech</b>	<b>2</b>
16 others tied			2

• Gibbs' 71-yard touchdown run early in the second half at Virginia (Oct. 23) was the longest rush by a Yellow Jacket since QB TaQuon Marshall had a 78-yard touchdown run at Virginia on Nov. 4, 2017.

**OFFENSE**

• Two games prior to his career-high 132 rushing yards at Virginia, Gibbs had a career-high 125 receiving yards against Pitt (Oct. 2).

• Gibbs' 125 receiving yards against Pitt were the most by a Georgia Tech player since DeAndre Smelter's 132 yards against Wofford on Aug. 30, 2014 and the most by a Yellow Jacket against an NCAA Division I FBS opponent since Stephen Hill's 151 yards against North Carolina on Sept. 24, 2011.

• Gibbs' 125 receiving yards against Pitt were the most by a Georgia Tech running back in 51 years, since Steve Harkey's 132 yards against South Carolina on Sept. 12, 1970.

**JAHMYR GIBBS - GAME-BY-GAME**

2020	Rush	Yds.	TD	Rec.	Yds.	TD	KR/Yds.	All-Purp.
FSU	— DID NOT PLAY —							
UCF	15	66	1	4	60	1	2/93	219
S'cuse	18	105	0	2	26	1	3/44	175
L'ville	13	61	1	2	60	1	0/0	121
Clemson	15	67	0	3	23	0	0/0	90
BC	8	9	0	4	37	0	3/68	114
ND	14	61	0	5	49	0	0/0	110
Duke	6	91	2	4	48	0	0/0	139
NCSU	— DID NOT PLAY —							
Pitt	— DID NOT PLAY —							
<b>Total</b>	<b>89</b>	<b>460</b>	<b>4</b>	<b>24</b>	<b>303</b>	<b>3</b>	<b>8/205</b>	<b>968</b>

2021	Rush	Yds.	TD	Rec.	Yds.	TD	KR/Yds.	All-Purp.
NIU	20	99	0	3	17	0	3/62	178
KSU	9	56	0	2	44	0	1/42	142
Clemson	11	30	0	2	17	0	1/16	63
UNC	13	64	1	2	16	0	0/0	80
Pitt	10	-10	0	6	125	0	3/82	197
Duke	14	40	0	3	82	1	3/59	181
UVA	13	132	1	3	19	0	0/0	151
VT	11	113	0	4	48	0	4/62	223
<b>Total</b>	<b>101</b>	<b>524</b>	<b>2</b>	<b>25</b>	<b>368</b>	<b>1</b>	<b>15/323</b>	<b>1,215</b>
<b>Career</b>	<b>200</b>	<b>984</b>	<b>6</b>	<b>49</b>	<b>671</b>	<b>4</b>	<b>23/528</b>	<b>2,183</b>

• Gibbs is in exclusive company with his 524 rushing yards, 368 receiving yards and 323 kickoff return yards through eight games this season. Since 2000, the only other NCAA Division I FBS player that has matched those numbers over the first eight games of a season was Penn State's Saquon Barkley, who had 801 rushing yards, 471 receiving yards and 378 kickoff return yards through eight games in 2017.

• Despite playing in just six-and-a-half games last season, Gibbs became the first NCAA FBS Division I true freshman this millennium with at least 450 rushing yards, 300 receiving yards and 200 kickoff return yards in his team's first eight games of the season.

• Last season, Gibbs also became one of only seven Power Five conference players overall with 450 rushing yards/300 receiving yards/200 kickoff return yards in his team's first eight games, joining Reggie Bush (USC - 2004), Marion Grice (Arizona State - 2013), Christian McCaffery (Stanford - 2015), Joe Mixon (Oklahoma - 2016), Barkley (Penn State - 2017) and Lynn Bowden, Jr. (Kentucky - 2019).

• Twice in his seven games last season, Gibbs had at least 60 rushing yards, 60 receiving yards, one rushing touchdown and one receiving touchdown (Sept. 19 vs. UCF and Oct. 9 vs. Louisville). It was an accomplishment that was only achieved 14 times in NCAA Division I FBS in 2020. Gibbs and Clemson's Travis Etienne were the only Power Five conference players to do it multiple times.

• In last season's collegiate debut against UCF, Gibbs became only the third ACC player since 2000 to compile at least 60 rushing yards, 60 receiving yards and 90 kickoff return yards in a game, joining Duke's Deon Jackson (Oct. 27, 2018 vs. Pitt) and Clemson's C.J. Spiller (Oct. 24, 2009 vs. Miami).

• The second head of Georgia Tech's multi-headed monster at running back is Jr. **Jordan Mason**. Mason ranks fourth on the squad with 244 rushing yards through eight games this season.

**JORDAN MASON - GAME-BY-GAME**

2018	Rush	Yds.	TD	Rec.	Yds.	TD	All-Purp.
Alcorn St.	11	85	1	0	0	0	85
USF	13	95	0	0	0	0	95
Pitt	10	94	0	1	2	0	96
Clemson	4	30	0	0	0	0	30
Bowling Green	7	61	2	0	0	0	61
Louisville	13	78	1	0	0	0	78
Duke	12	39	0	0	0	0	39
Virginia Tech	12	82	3	0	0	0	82
North Carolina	12	40	0	0	0	0	40
Miami (Fla.)	5	24	0	0	0	0	24
Virginia	3	9	0	0	0	0	9
Georgia	1	3	0	0	0	0	3
Minnesota	5	19	0	0	0	0	19
<b>2018 Total</b>	<b>108</b>	<b>659</b>	<b>7</b>	<b>1</b>	<b>2</b>	<b>0</b>	<b>661</b>

2019	Rush	Yds.	TD	Rec.	Yds.	TD	All-Purp.
Clemson	13	72	1	0	0	0	72
USF	20	99	1	3	15	0	114
The Citadel	11	78	2	1	11	0	89
Temple	5	8	0	2	17	0	25
North Carolina	8	62	1	0	0	0	62
Duke	18	106	0	1	2	0	108
Miami (Fla.)	20	141	1	0	0	0	141
Pitt	15	56	0	0	0	0	56
Virginia	19	94	1	0	0	0	94
Virginia Tech	5	5	0	0	0	0	5
NC State	22	141	0	0	0	0	141
Georgia	16	37	0	0	0	0	37
<b>2019 Total</b>	<b>172</b>	<b>899</b>	<b>7</b>	<b>8</b>	<b>45</b>	<b>0</b>	<b>942</b>

2020	Rush	Yds.	TD	Rec.	Yds.	TD	All-Purp.	
Florida St.	14	55	1	1	18	0	73	
UCF	— DID NOT PLAY —							
Syracuse	— DID NOT PLAY —							
Louisville	— DID NOT PLAY —							
Clemson	— DID NOT PLAY —							
Boston Col.	6	27	0	1	37	0	64	
Notre Dame	7	25	1	1	-2	0	23	
Duke	21	105	0	1	6	0	111	
NC State	21	99	0	2	8	0	107	
Pitt	13	41	0	1	5	0	46	
<b>2020 Total</b>	<b>82</b>	<b>352</b>	<b>2</b>	<b>7</b>	<b>72</b>	<b>0</b>	<b>424</b>	

2021	Rush	Yds.	TD	Rec.	Yds.	TD	All-Purp.
Northern Ill.	15	96	0	0	0	0	96
Kennesaw St.	6	11	0	1	6	0	17
Clemson	9	20	0	0	0	0	20
UNC	8	42	0	0	0	0	42
Pitt	2	2	0	1	2	0	4
Duke	5	9	0	0	0	0	9
Virginia	8	58	0	2	24	0	82
Virginia Tech	3	6	0	1	1	0	7
<b>2021 Total</b>	<b>56</b>	<b>244</b>	<b>0</b>	<b>5</b>	<b>33</b>	<b>1</b>	<b>277</b>
<b>Career</b>	<b>418</b>	<b>2,154</b>	<b>16</b>	<b>20</b>	<b>150</b>	<b>1</b>	<b>2,304</b>

• With 96 rushing yards in the season opener against Northern Illinois (Sept. 4), Mason became the 17th player overall and 13th running back in Georgia Tech history with 2,000 career rushing yards.

• Mason currently ranks 15th in Georgia Tech history with 2,154 career rushing yards.

• Mason needs just 35 yards to catch the next name on Georgia Tech's all-time rushing list, his former teammate, QB TaQuon Marshall.

**2,000 CAREER RUSHING YARDS — GT HISTORY**

Player	Years	Yards
1. Robert Lavette	1981-84	4,066
2. Jerry Mays	1985-89	3,699
3. Eddie Lee Ivery	1975-78	3,517
4. Tashard Choice	2005-07	3,365
5. P.J. Daniels	2002-05	3,346
6. Jonathan Dwyer	2007-09	3,226
7. Joshua Nesbitt	2007-10	2,806
8. Joe Burns	1998-01	2,634
9. Justin Thomas	2013-16	2,412
10. C.J. Williams	1994-96	2,365
11. David Sims	1974-76	2,274
12. David Sims	2010-13	2,252
13. Tevin Washington	2009-12	2,225
14. TaQuon Marshall	2015-18	2,189
<b>15. Jordan Mason</b>	<b>2018-pres.</b>	<b>2,154</b>
16. Zach Laskey	2011-14	2,033
17. William Bell	1989-93	2,026

• Mason's 96-yard rushing performance in the season opener against NIU marked the 10th time in his career that he has rushed for at least 94 yards in a game. In a bit of tough luck, he has only gone over the 100-yard mark four times in those 10 games, as he has finished with 94 yards twice, 95 once, 96 once and 99 twice.

• Since Mason made his collegiate debut in 2018, his six games with between 94-99 rushing yards are the most in all of NCAA Division I FBS.

**GAMES WITH 94-99 RUSHING YDS. - FBS (SINCE 2018)**

Player	Team	No.
<b>Jordan Mason</b>	<b>Georgia Tech</b>	<b>6</b>
Zonovan Knight	NC State	4
Trey Ragas	La.-Lafayette	4
Stevie Scott	Indiana	4
10 tied		3

• In fact, since Mason's debut in 2018, no FBS player has rushed for between 90-99 yards more times than Mason's six (La.-Lafayette's Elijah Mitchell did it five times).

• In 418 career carries, Mason has been held to negative yardage only 39 times.

• Since the beginning of the 2018 season, Mason is one of only 10 players that has averaged at least 5.5 yards per rush on a minimum of 13 carries in a game against six-time-defending ACC champion Clemson, and one of only six to accomplish the feat during the regular season.

**PLAYERS THAT HAVE AVERAGED 5.5 YDS/RUSH vs. CLEMSON SINCE 2018 (MIN. 13 ATT.)**

Player	Team	Avg.	Date
Sean Tucker	Syracuse	7.1	10/15/2021
Trey Sermon	Ohio State	6.2	1/1/2021+
Darrin Hall	Pitt	6.1	12/1/2018^
Zamir White	Georgia	5.7	9/4/2021
<b>Jordan Mason</b>	<b>Georgia Tech</b>	<b>5.5</b>	<b>8/29/2019</b>
Michael Carter	North Carolina	6.2	9/28/2019
J.K. Dobbins	Ohio State	9.7	12/28/2019+
Clyde Edwards-Helaire	LSU	6.9	1/13/2020*
D'Eriq King	Miami (Fla.)	6.0	10/10/2020
Kyren Williams	Notre Dame	6.1	11/7/2020

\* College Football Playoff championship game

+ College Football Playoff semifinal

^ ACC championship game

• Rounding out perhaps the deepest stable of running backs in all of college football are sophomores **Dontae Smith** and **Jamious Griffin**.

• On just 42 carries this season, Smith has registered 244 yards (6.0 avg.) and four touchdowns.

• Smith's four touchdowns this season give him eight career touchdowns in just 95 carries (one TD every 11.9 carries).



## OFFENSE

- Smith is averaging a gaudy 6.5 yards per rush for his career (614 yards on 95 carries).
- Smith is currently leading Georgia Tech's running backs in yards per rush (6.0 avg.) for the second-straight season. He led the Yellow Jackets with a 6.9 yards-per-carry average in 2020 (min. 10 carries).
- Head coach **Geoff Collins** has dubbed the Yellow Jackets' top trio of running backs Thunder (Mason), Lightning (Gibbs) and Dynamite (Smith).
- Griffin rushed for 229 yards last season (fourth on the team) and two touchdowns despite playing in only seven games.

## WIDE RECEIVERS

- Jr. **Malachi Carter** and Sr. **Kyric McGowan** have been an impressive one-two punch at wide receiver for Georgia Tech through eight games this season.
- Carter is second on the team in receiving yards (395) and receptions (25) and leads all wideouts in yards per reception (15.8 - min. 10 receptions).
- Carter made one of college football's top catches of the season versus North Carolina (Sept. 25), when he leapt high over a UNC defensive back to haul in a fade pass in the end zone from QB Jeff Sims. Carter made the catch over the defender but, as the defender was riding him out-of-bounds, had the wherewithal to find the end zone with his toe as he fell to the ground for the acrobatic touchdown reception.
- Carter put up one of the best recent performances by a wide receiver by a Georgia Tech receiver in a season opener when he caught six passes for a career-high 92 yards and a touchdown against Northern Illinois (Sept. 4).
- Carter's 92 receiving yards against NIU were the most by a Georgia Tech wide receiver in a season opener since DeAndre Smelter had 132 yards in the 2014 opener against Wofford and the most by a Yellow Jacket wideout in a season opener against an NCAA Division I FBS opponent since Calvin Johnson had 111 yards against Notre Dame in 2006.
- McGowan, a graduate transfer from Northwestern, leads Georgia Tech with seven touchdown receptions in seven games this season (he missed the Oct. 2 game vs. Pitt due to injury).
- Despite missing a game, McGowan's seven touchdown catches are tied for fifth in the ACC and 14th nationally this season.
- McGowan had two touchdown receptions and four total touchdowns (two rushing) in four seasons at Northwestern (2017-20) before his arrival at Georgia Tech as a graduate transfer this season.
- McGowan has two games this season with multiple touchdown receptions (two apiece vs. Kennesaw State - Sept. 4 and at Virginia - last Saturday). Since 2000, he is one of only eight Yellow Jackets to haul in multiple touchdown catches in more than one game.

## MOST GAMES WITH AT MULTIPLE TD RECEPTIONS — GEORGIA TECH (SINCE 2000)

	Player	Games	Years
1.	Calvin Johnson	8	2004-06
2.	Deandre Smelter	3	2013-14
	Will Glover	3	2000-02
4.	<b>Kyric McGowan</b>	<b>2</b>	<b>2021</b>
	Clinton Lynch	2	2015-18
	Greg Smith	2	2006-08
	Kerry Watkins	2	2000-02
	Kelly Campbell	2	2000-01

- In addition to his seven touchdown catches this season, McGowan also leads the team with 29 receptions and receiving yards (422) and is third in yards per reception (14.6 - min. 10 receptions).
- McGowan became only the third Yellow Jacket with three touchdown catches in the first two games of a season since 2000, joining Stephen Hill (3 - 2011) and Calvin Johnson (3 - 2006; 3 - 2004).
- With 91 receiving yards and two touchdowns versus Kennesaw State (Sept. 11), McGowan became the first Yellow Jacket with at least 90 receiving yards and two touchdown catches in a game since Clinton Lynch versus Duke on Oct. 29, 2016.
- R-Jr. **Adonias Sanders** has become one of Georgia Tech's most reliable receivers with 54 receptions for 740 yards over the past 26 contests (beginning with the fifth game of the 2019 campaign vs. North Carolina). Prior to his current 26-game stretch, Sanders had just three receptions for 25 yards over the first two-plus seasons of his collegiate career.
- Sanders made one of the biggest catches by a Georgia Tech wideout in recent memory when he hauled in a 36-yard touchdown reception with 51 seconds remaining in the Yellow Jackets' 31-27 win at Duke (Oct. 9).
- Sanders was the hero of Tech's game-winning six-play, 88-yard touchdown drive in the waning minutes at Duke. In addition to his 36-yard touchdown catch, he also hauled in a 37-yard reception on the third play of the series. In all, he accounted for 73 of the Yellow Jackets' 88 yards on the game-winning drive.
- Sanders ranks second on the team and is tied for 15th in the ACC with three touchdown catches this season.
- Fr. **Nate McCollum** had a breakout performance against Pitt (Oct. 9) with three receptions for 49 yards, both career highs.
- Sanders and McCollum accounted for Georgia Tech's two touchdown receptions against Pitt. Sanders' 4-yard touchdown catch was his first of the season and second of his career, while McCollum's 44-yard score was the first of his career.
- True Fr. WR **Malik Rutherford** also had a breakout performance versus Pitt. The 5-9, 138-pounder hauled in the first five receptions of his career for 62 yards against Pitt.

## TIGHT ENDS

- In 2019, Georgia Tech reintroduced the tight end position to its offense for the first time since 2007, as former head coach Paul Johnson's double-slot option-based offense did not utilize tight ends.
- The only tight end on Georgia Tech's roster that had any collegiate game experience at the position going into the 2019 season was **Tyler Davis**, a graduate transfer from UConn, who wound up catching 17 passes for 148 yards and a touchdown for Tech in '19.
- Davis went on to become the first Georgia Tech tight end selected in the NFL Draft in 28 years (since Tom Covington — San Francisco 49ers, 1992) when the Jacksonville Jaguars took him with their sixth-round pick (No. 206 overall) in the 2020 draft. No Tech tight end has ever been selected higher in the NFL Draft than Davis.
- Davis' departure left Tech with only two tight ends on its roster with any game experience at the position in 2020 — true sophomores **Dylan Deveney** and **Dylan Leonard**.
- For the second-straight season, the injury bug has bit Georgia Tech's tight ends corps in 2021. Most notably, Deveney, who missed four of the Yellow Jackets' first six games this season due to injury, underwent surgery during the Jackets' bye week and will miss the remainder of the season.
- Leonard has also missed a game due to injury (Tech's Oct. 9 win at Duke).
- Due in large part to the missed time for Deveney and Leonard, Tech's tight ends have combined for just nine catches for 40 yards this season.
- Leonard's two receptions at Virginia (Oct. 23) were a career high (prev. 1 - three times).
- One of the best stories on Georgia Tech's roster is Jr. TE **Jack Coco**, who lost 40 pounds in the 2020 offseason to transition from offensive line to tight end. Coco, who caught four passes for 22 yards while playing all 10 games last season, received a scholarship during the 2021 offseason.
- Coco made his first catch of the season last Saturday versus Virginia Tech, a four-yard gain.

**OFFENSE**
**OFFENSIVE LINE**

- Georgia Tech's offensive line has paved the way for an offensive resurgence that has seen the Yellow Jackets post the 10 highest yardage totals of the **Geoff Collins** era over the past 15 games.
- The offensive linemen on Georgia Tech's 2021 roster have combined for a whopping 267 collegiate games played and 191 starts.

**GEORGIA TECH OFFENSIVE LINE START CHART**

	Career Games	Career Starts	2021 Starts	Consec. Starts
LT Devin Cochran <sup>^</sup>	40	40	8	8
RG/RT Ryan Johnson*	54	37	8	18
RG Kenneth Kirby #	36	34	—	—
C/LG Kenny Cooper	44	27	4	—
RG/LG/C Mikey Minhan	27	24	8	22
RT Jordan Williams	16	13	4	—
C/LG/RG William Lay III	19	11	3	2
RT/LG Nick Pendley <sup>%</sup>	10	2	2	—
LG Paula Vaipulu	5	3	3	3
LG/RG Michael Maye	15	—	—	—
C Weston Franklin	1	—	—	—
<b>TOTALS AT GT</b>	<b>159</b>	<b>101</b>		
<b>CAREER TOTALS</b>	<b>267</b>	<b>191</b>		

\* includes 36 games played and 19 starts at Tennessee (2017-19)

# includes 34 games and 35 starts at Norfolk State (2017-19)

<sup>^</sup> includes 32 games played and 32 starts at Vanderbilt (2016-19)

<sup>%</sup> includes six games played at Mississippi State (2019-20)

- The offensive front has paved the way for Georgia Tech to rush for 250-plus yards three times this season — 271 vs. Northern Illinois (Sept. 4), 261 vs. 21/20 North Carolina (Sept. 25) and 270 at Virginia (Oct. 23).
- Tech averaged better than five yards per carry four times this season — vs. NIU (5.3 avg.), vs. UNC (6.1 avg.), at UVA (7.9 avg.) and vs. Virginia Tech (6.9 avg. - last Saturday).
- Perhaps no Georgia Tech position group has been besieged by injuries this season like the offensive line. While LT **Devin Cochran**, RG/RT **Ryan Johnson** and C **Mikey Minihan** have all made all seven starts this season, the vast majority of the Yellow Jackets' top seven linemen coming into the season (a group that also includes RT **Jordan Williams**, LG **Kenny Cooper** and reserves **Nick Pendley** and **Kenneth Kirby**) have missed time or played through significant injuries this season.

**DEFENSE**

**TEAM**

• Dubbed the "Minister of Mayhem," Georgia Tech head coach **Geoff Collins** has been known for putting together some of college football's top defenses over the past nine seasons — first as defensive coordinator at Mississippi State (2011-14) and Florida (2015-16), then as head coach at Temple (2017-18) and Georgia Tech.

- Over the past 10 seasons, Collins' defenses have:
  - ranked in top 20 nationally in total defense three times (twice in top 8)
  - ranked in top 25 in scoring defense four times (twice in top 12)
  - ranked in top 30 in passing defense five times (twice in top 13)
  - ranked in top 45 in pass efficiency defense seven times (four times in top 22)
  - ranked in top 35 in turnovers gained six times (twice in top 6)
  - ranked in top 15 in interceptions four times (twice in top 10)
  - ranked in top 25 in sacks four times (twice in top 15)

• For much of the season, Georgia Tech's defense was one of the top units in the country statistically, as it ranked in the top 35 nationally in seven different statistical categories through four games.

• However, the Yellow Jackets' defense went through perhaps the most challenging stretch in all of college football this season over the past month, as it faced four-straight opponents that are currently ranked among the top 15 nationally in total offense — No. 15 North Carolina, No. 5 Pitt, No. 14 Duke and No. 4 Virginia.

• Thanks in large part to the yeoman's work turned in by the defense, Tech went 2-2 during the gauntlet of four-straight games against top-15 offenses.

• Georgia Tech still ranks among the top 50 nationally this season in fumble recoveries (t-32nd - 6), defensive touchdowns (t-30th - 1) and tackles for loss (t-47th - 5.5/gm).

• Prior to ranking among the top 25 nationally in fumble recoveries this season, Collins' and Thacker's aggressive, attacking style of defense was also on display last season, when Georgia Tech finished among the national leaders in fumble recoveries (12 - No. 2 nationally) and turnovers gained (18 - No. 25 nationally) in 2020.

• Since the beginning of 2019 (Collins' first season at Georgia Tech), the Yellow Jackets' 26 fumble recoveries rank fifth nationally.

**MOST FUMBLE RECOVERIES SINCE 2019 (FBS)**

1. Notre Dame	34
2. UCF	30
3. Illinois	29
4. Fresno State	27
<b>5. Georgia Tech</b>	<b>26</b>
Middle Tennessee State	26
Ohio State	26
Temple	26
Tulsa	26
Wake Forest	26

• Additionally, Tech's 27 total takeaways since the beginning of last season are tied for 40th nationally.

• Since the beginning of last season, Georgia Tech has forced an average of 3.0 turnovers per game in wins but has averaged just 0.8 takeaways per game in losses.

• Yellow Jackets that record takeaways have the opportunity to sign the "Get The Ball Board" on Georgia Tech's sideline. Introduced by Collins when he was the defensive coordinator at Western Carolina in 2002, the "Get The Ball Board" has evolved from players simply adorning the board with their signatures to signing with their social media handles, an incentive that has become even more valuable with the dawn of name, image and likeness opportunities for student-athletes.

**#GETTHEBALL — 2021 GEORGIA TECH TAKEAWAYS**

Player (Twitter Handle)	Type	Opp.
1. Quez Jackson (@TheMenace_4)	FR	NIU
2. Jordan Domineck (@domineck16)	FR	KSU
3. Charlie Thomas (@L3G3ND_25)	INT	KSU
4. Charlie Thomas (@L3G3ND_25)	INT	KSU
5. Myles Sims (@simsmyles)	FR	CLEM
6. Quez Jackson (@TheMenace_4)	FR	UNC
7. Djimon Brooks (@djimoskie_69)	FR	UNC
8. Demetrius Knight II (@iam_the1knight)	FR	UNC
9. Juanyeh Thomas (STG_Yeh1)	INT	Duke

• Georgia Tech's defense has not forced a turnover in two-straight games (Oct. 23 at Virginia, last Saturday vs. Virginia Tech), marking only the second time in Collins' three seasons at the helm that the Yellow Jackets have gone consecutive games without a takeaway. Coincidentally, the other time it happened was in 2019 at Virginia (Nov. 9) and versus Virginia Tech (Nov. 16).

• Last Saturday versus Virginia Tech, half of the yards that Georgia Tech allowed (232-of-491) came on just six plays (a 69-yard touchdown pass, a 26-yard run - which was further compounded by a 13-yard face-mask penalty, a 61-yard pass, a 25-yard run, a 24-yard run and 27-yard pass).

• On VT's other 72 plays, Georgia Tech surrendered just 3.6 yards per play (259 total yards) while keeping the Hokies out of the end zone over the final three quarters of the game.

• Georgia Tech's defense stymied one of the nation's top offenses in a 45-22 win over No. 21/20 North Carolina (Sept. 25).

• Georgia Tech held North Carolina, which entered the game ranked sixth nationally in total offense, to 22 points and 369 total yards, nearly 21 points and 185 yards below their season averages of 42.7 points and 553.3 yards per game coming in.

• Georgia Tech recorded eight sacks in the win over North Carolina, its most in a game since it had eight at Duke on Nov. 10, 2007. Five of the Yellow Jackets' eight sacks came in the first half.

• Tech's eight sacks against UNC are tied for fifth in single-game program history.

**MOST TEAM SACKS IN A GAME (GT HISTORY\*)**

Sacks	Opponent	Date
1. 11	Maryland	Oct. 6, 1990
11	Maryland	Oct. 9, 1993
3. 9	NC State	Sept. 14, 1985
9	Notre Dame	Sept. 1, 2007
<b>5. 8</b>	<b>North Carolina</b>	<b>Sept. 25, 2021</b>
8	Three additional times	

\* GT official team sacks statistics date back to 1990

• For the season, Georgia Tech is averaging 1.9 sacks per game (15 in eight games), which represents a significant improvement since the Jackets ranked 116th out of 129 NCAA Division I FBS teams with 1.3 sacks per game in 2018, the season before Collins' arrival on The Flats.

**GEORGIA TECH TEAM SACKS PER GAME**

2018.....	1.3
2019.....	1.4
2020.....	2.1
2021.....	1.9

• Georgia Tech's defense also recorded 13 tackles for loss in the win over North Carolina, its most in a game since it had 14 against Gardner-Webb on Oct. 11, 2008, and its most against an ACC opponent since it had 14 against Clemson on Sept. 29, 2007. Ten of the Yellow Jackets' 13 tackles for loss came in the first half.

• Tech's 13 tackles for loss against UNC are tied for fifth in single-game program history.

**MOST TEAM TACKLES FOR LOSS IN A GAME (GT HISTORY\*)**

TFL	Opponent	Date
1. 19	Notre Dame	Sept. 1, 2007
2. 18	Auburn	Sept. 6, 2003
3. 17	Maryland	Nov. 22, 1997
17	Clemson	Sept. 29, 2001
5. 16	NC State	Oct. 4, 2003
6. 15	Florida State	Dec. 1, 2001
15	NC State	Nov. 6, 2004
8. 14	Navy	Sept. 16, 2000
14	Clemson	Sept. 29, 2007
14	Gardner-Webb	Oct. 11, 2008
<b>11. 13</b>	<b>North Carolina</b>	<b>Sept. 25, 2021</b>
13	Four additional times	

\* GT official team tackles for loss statistics date back to 1997

• The Yellow Jackets have recorded double-digit tackles for loss for twice this season — 13 vs. UNC and 10 vs. Kennesaw State (Sept. 11) — and fell just shy of double-figures with nine TFL at Duke (Oct. 9). Tech is 3-0 in those three games.

• For the season, Tech is averaging 5.5 tackles for loss per game (44 in eight games), also a marked improvement from the 4.2 that it averaged the season prior to Collins' arrival (2018), when the Jackets ranked 125th out of 129 NCAA Division I FBS teams with 4.2 TFL.

**GEORGIA TECH TEAM TFL PER GAME**

2018.....	4.2
2019.....	5.1
2020.....	6.2
2021.....	5.5

• North Carolina's 63 total rushing yards were the fewest allowed by Georgia Tech since 2018 and tied for the third-fewest that the Yellow Jackets have surrendered since 2014.

**FEWEST RUSHING YARDS ALLOWED IN A GAME (SINCE 2014)**

Opp. Rush Yds.	Opponent	Date
1. 22	Virginia	Nov. 1, 2014
2. 37	Pitt	Sept. 23, 2017
<b>3. 63</b>	<b>North Carolina</b>	<b>Sept. 25, 2021</b>
63	Bowling Green	Sept. 29, 2018

• Prior to the stellar defensive performance against North Carolina, Georgia Tech's defense also turned in a memorable performance when it limited No. 6 Clemson to 14 points and 284 yards of total offense in the narrow 14-8 defeat (Sept. 18).

• Clemson's 14 points against Georgia Tech marked the first time that the Tigers scored fewer than 20 points in an ACC game since a 28-6 loss to Tech on Nov. 15, 2014.

**DEFENSE**

• Clemson's 284 yards of total offense against Georgia Tech marked the first time that the Tigers were held to under 300 yards in an ACC game since they managed just 190 yards during the 28-6 loss to Tech in 2014.

• Georgia Tech limited Clemson to just 126 passing yards, marking the first time since 2018 (118 passing yards in ACC championship game vs. Pitt), the first time in a regular-season game since 2015 (97 passing yards vs. Notre Dame) and only the 15th time since 2000 that the Tigers were held to 130 passing yards or less in a game.

• Of the 16 times since 2000 that Clemson has had 130 passing yards or less, Georgia Tech has been the opponent four times (2006, 2009 ACC championship game, 2014).

• Georgia Tech's safety with seven seconds to go in the fourth quarter at Clemson was the Yellow Jackets' first safety since Sept. 29, 2019 at Temple.

• On Sept. 11, Georgia Tech limited Kennesaw State's high-powered option offense to just 272 total yards, including just 161 on the ground (3.7 avg.), well below its current season averages of 372.0 total yards per game, 277.3 rushing yards per game and 4.7 yards per rush.

• The Yellow Jackets' stout defensive effort versus KSU was buoyed by their 10 tackles for loss, which at the time was their most in a game since they also had 10 TFL versus Alabama A&M on Nov. 23, 2013.

• For much of the season opener against Northern Illinois (Sept. 4), Tech's defense turned in one of its best performances of the Collins' era. Most notably, at the time, NIU's 301 yards were the second-fewest that the Yellow Jackets have allowed in three seasons under Collins, behind only the 261 surrendered against USF on Sept. 7, 2019.

• Additionally, Tech did not allow NIU to pick up a first down on eight of its 12 defensive series. The eight defensive series without a surrendering a first down were the Yellow Jackets' most in a game since it held Virginia without a first down on eight different series on Nov. 4, 2017.

• Since the beginning of the 2019 season, Georgia Tech has held 13-of-29 opponents to 200 passing yards or less (169 vs. USF, Sept. 7, 2019; 30 vs. The Citadel, Sept. 14, 2019; 124 at Temple, Sept. 28, 2019; 176 at Duke, Oct. 12, 2019; 200 at Miami, Oct. 19, 2019; 198 at Florida State, Sept. 12, 2020; 194 at Syracuse, Sept. 26, 2020; 145 at Boston College, Oct. 24, 2020; 199 vs. Notre Dame, Oct. 31, 2020; 196 vs. Pitt, Dec. 10, 2020; 136 vs. Northern Illinois, Sept. 4, 2021; 111 vs. Kennesaw State, Sept. 11, 2021; 126 vs. No. 6 Clemson, Sept. 18, 2021).

• Tech's 13 games with opponents passing for 200 yards or less since 2019 rank fourth in the ACC and are tied for 17th among all Power 5 conference teams.

• Late last season, Georgia Tech also held consecutive opponents to less than 100 rushing yards (68 vs. Duke on Nov. 28 and 88 on Dec. 5 at NC State) for the first time since it limited Mercer and Vanderbilt to 85 yards on the ground apiece on Sept. 10 and 17, 2016.

• Prior to last season, Tech had not held NCAA Division I FBS opponents to less than 100 yards on the ground in consecutive games since 2013, when it achieved the feat against Virginia (68 yds. on Oct. 26) and Pitt (-5 yds. on Nov. 2).

• Georgia Tech boasts one of the nation's most experienced secondaries in 2021. The Yellow Jackets' defensive backs have combined to make 149 career starts (**Tariq Carpenter** - 37, **Tre Swilling** - 36, **Juanyeh Thomas** - 29, **Zamari Walton** - 23, **Wesley Walker** - 11, **Myles Sims** - 3, **Tobias Oliver** - 6, **Jaylon King** - 3 and **Derrick Allen** - 1). That ranks third nationally among all Power Five conference teams, behind only Indiana (177) and Oklahoma State (156). (credit: Penn State Athletics).

**INDIVIDUAL**

• Three Georgia Tech linebackers — Jr. **Quez Jackson**, r-Jr. **Ayinde Eley** and Jr. **Charlie Thomas** — all rank among the top 15 in the ACC in total tackles, with Jackson and Eley ranking in the top 20 nationally.

• Jackson leads the ACC and is tied for sixth nationally with 83 tackles in eight games (10.4/gm). He is followed by Eley's 76 stops (9.5/gm - third in ACC, 18th nationally) and Thomas' 58 (7.3/gm - 12th in ACC, 121st nationally).

• Additionally, Jr. DB **Juanyeh Thomas** has 56 tackles on the season, giving Georgia Tech four student-athletes with at least 55 tackles, which co-leads all Power Five conference teams.

**TEAMS WITH 4 PLAYERS WITH 55 TACKLES — POWER FIVE (2021)**

Team	No. of Players
1. Georgia Tech	4
Michigan State	4
2. Arkansas	3
Mississippi	3
Northwestern	3
Virginia	3
Nebraska	3

• Both Jackson and Eley recorded career highs with 16 tackles apiece last Saturday against Virginia Tech.

• Both Jackson's and Eley's previous career highs were 14 tackles (Jackson vs. Pitt, Oct. 2; Eley at Duke, Oct. 9).

• Of the 38 times an FBS player has recorded 16 tackles in a single game this season, Jackson and Eley are the only teammates from a Power Five conference team to accomplish the feat in the same game and one of only three pairs of teammates in all of Division I FBS to do so, joining Memphis' Xavier Cullens and J.J. Russell (Sept. 25 vs. Texas-San Antonio) and UNLV's Austin Ajiake and Jacoby Windmon (Oct. 16 vs. Utah State).

• Jackson and Eley are among only seven ACC student-athletes to record at least 14 tackles in a game this season and two of only three players that have accomplished the feat twice.

**14+ TACKLES IN A GAME — ACC (2021)**

Player	Team	Tackles	Opp.
Baylon Spector	Clemson	19	NC State
<b>Ayinde Eley</b>	<b>Georgia Tech</b>	<b>16</b>	<b>VT</b>
<b>Quez Jackson</b>	<b>Georgia Tech</b>	<b>16</b>	<b>VT</b>
Shaka Heyward	Duke	16	NC A&T
James Skalski	Clemson	16	Pitt
Nick Jackson	Virginia	16	BYU
Drake Thomas	NC State	15	Louisville
<b>Ayinde Eley</b>	<b>Georgia Tech</b>	<b>14</b>	<b>Duke</b>
<b>Quez Jackson</b>	<b>Georgia Tech</b>	<b>14</b>	<b>Pitt</b>
James Skalski	Clemson	14	Georgia

• Jackson has recorded double-digit tackles five times this season (10 vs. Kennesaw State on Sept. 11, 10 vs. North Carolina on Sept. 25, 14 vs. Pitt on Oct. 9, 12 at Duke on Oct. 9 and 16 vs. Virginia Tech last Saturday) and seven times in the last 11 games, dating back to last season vs. Notre Dame (Oct. 31, 2020).

• In addition to ranking sixth nationally in tackles (10.4 per game), Jackson is also tied for seventh nationally with two fumble recoveries this season.

• Eley, a graduate transfer from Maryland, has made an impressive debut in White and Gold, leading Georgia Tech in tackles in 4-of-8 games this season — 11 vs. Northern Illinois (Sept. 4), 10 vs. Kennesaw State (Sept. 11), 14 at Duke (Oct. 9) and 16 vs. Virginia Tech (last Saturday).

• Eley was named ACC Linebacker of the Week after recording a game-high 14 tackles, including 1.5 for loss and a half-sack, in the Yellow Jackets' 31-27 win at Duke (Oct. 9).

• Eley's 14 tackles at Duke were a then-career-high, topping 12 he had vs. Rutgers while playing for Maryland in 2019 and 11 he had in his debut with the Yellow Jackets vs. Northern Illinois on Sept. 4.

• Eley, who made 11 starts over three seasons at Maryland, was an honorable mention all-Big Ten selection as a sophomore in 2019 after recording 79 tackles, four tackles for loss, a half-sack, two fumble recoveries, an interception and five passes defended in 11 games (nine starts).

• Eley was one of only three Power Five conference players to record at least 75 tackles, four TFL, two fumble recoveries and five passes defended in 2019, joining Miami's Shaq Quarterman and Utah's Terrell Burgess.

• Charlie Thomas has also been a force to be reckoned with throughout this season, particularly during Georgia Tech's three-game stretch that included games vs. Kennesaw State (Sept. 11), at No. 6 Clemson (Sept. 18) and vs. No. 21/20 North Carolina (Sept. 25).

• Against No. 21/20 UNC and its potent offense, Thomas recorded 2.5 sacks, 4.5 tackles for loss and eight total tackles, en route to being named ACC co-Linebacker of the Week.

• Thomas' 2.5 sacks and 4.5 tackles for loss were both career highs.

• Thomas is one of only three student-athletes from a Power 5 conference and five NCAA Division I FBS players overall with 2.5 sacks, 4.5 tackles for loss and eight total tackles in a game this season.

**2.5 SACKS/4.5 TFL/8 TOTAL TACKLES IN A GAME NCAA DIVISION I FBS, 2021**

Player	Team	Sacks/TFL/TT	Opp.
Blaze Alldredge	Missouri	3.5/6.0/10	Cent. Mich.
Felix Anudike	Kansas State	6.0/6.0/8	TCU
D'Marco Jackson	Appalachian St.	3.0/4.5/13	Elon
Javon Solomon	Troy	3.5/5.0/9	So. Miss
<b>Charlie Thomas</b>	<b>Georgia Tech</b>	<b>2.5/4.5/8</b>	<b>UNC</b>

• Thomas' 2.5 sacks/4.5 TFL/eight total tackles performance against UNC was also only the 11th by an ACC player since 2000.

**2.5 SACKS/4.5 TFL/8 TOTAL TACKLES IN A GAME ACC (SINCE 2000)**

Player	Team	Sacks/TFL/TT	Opp.	Year
Mario Williams	NCSU	3.5/5.5/11	So. Miss	2005
Mathias Kiwanuka	BC	3.5/5.5/12	NCSU	2005
Mario Williams	NCSU	4.0/5.0/8	Maryland	2005
Stephen Tulloch	NCSU	3.0/5.0/15	USF	2005
Kyle Wilber	WF	3.0/5.0/8	P'byterian	2010
Andre Branch	CLEM	4.0/6.0/11	VT	2011
Ejuan Price	Pitt	5.0/6.0/10	L'ville	2015
Clelin Ferrell	CLEM	3.5/5.5/9	S'cuse	2017
Gregory Rousseau	MIA	4.0/5.0/8	FSU	2019
Jaelan Phillips	MIA	2.5/4.5/8	VT	2020
<b>Charlie Thomas</b>	<b>GT</b>	<b>2.5/4.5/8</b>	<b>UNC</b>	<b>2021</b>

**DEFENSE**

- On Sept. 18 at No. 6 Clemson, Thomas racked up a career-high 12 tackles (prev.: 9, 2X - last vs. USF, Sept. 7, 2019), which helped limit the Tigers to their lowest points (14) and yardage (284) totals in an ACC game since 2014.
  - Thomas nearly matched his previous career high for tackles by halftime at Clemson, as he racked up eight stops in the first half alone.
  - On Sept. 11 versus Kennesaw State, Thomas became the first Georgia Tech linebacker since at least 2000 with two interceptions in a single game.
  - For the season, Thomas leads Georgia Tech in both sacks (3.0) and tackles for loss (8.0).
  - Thomas ranks seventh in the ACC with 1.0 TFL per game this season.
  - R-So. DL **Jordan Domineck** went viral and was named ACC Defensive Lineman of the Week for the third time in his career following his performance against Kennesaw State (Sept. 11).
  - Domineck's award came on the strength of him filling the stat sheet with five tackles, three tackles for loss, a sack, two forced fumbles and a 70-yard fumble return for a touchdown against KSU.
  - Domineck became the first NCAA Division I FBS student-athlete since 2009 to record a sack, three tackles for loss, two forced fumbles and a fumble return for a touchdown in a single game, and only the third FBS player to accomplish the feat since 2000.
- 1 SACK, 3 TACKLES FOR LOSS, 2 FORCED FUMBLES, 1 FUMBLE RECOVERY FOR TD IN A GAME — NCAA DIVISION I FBS (SINCE 2000)**
- | Player                 | Team                | Opp.                | Date           |
|------------------------|---------------------|---------------------|----------------|
| <b>Jordan Domineck</b> | <b>Georgia Tech</b> | <b>Kennesaw St.</b> | <b>9/11/21</b> |
| Akeem Ayers            | UCLA                | Arizona St.         | 11/21/09       |
| Marcus Howard          | Georgia             | Hawai'i             | 1/1/08         |
- Domineck scoop-and-score came in the first quarter with Georgia Tech leading but Kennesaw State driving deep in Tech territory. Domineck forced a fumble on an attempted pitch by Kennesaw State QB Xavier Shepherd, picked up the loose ball and ran 70 yards for the score, dropping Shepherd with a vicious stiff arm along the way.
  - Domineck's fumble return went viral on social media, sparked by an admiring mention on Twitter from Baltimore Ravens QB Lamar Jackson.
  - Domineck's 70-yard fumble return was the third-longest official fumble return in Georgia Tech history, behind only Jr. DB **Zamari Walton's** 93-yard return for a touchdown last season versus Notre Dame (Oct. 31, 2020) and a 90-yard return by Kofi Smith vs. Wake Forest on Nov. 21, 1998 (*note: fumble returns became an official NCAA stat in 1992*).
  - Domineck picked up third forced fumble of the season in the 45-22 win over No. 21/20 North Carolina (Sept. 25).
  - For the season, Domineck is tied for seventh nationally in forced fumbles (0.38/gm) and tied for 67th in fumble recoveries (1). He's second the ACC in forced fumbles and is tied for sixth in the conference in fumbles recovered.

- Domineck ranks fourth among all active FBS student-athletes in career forced fumbles per game (.22).

**CAREER FORCED FUMBLES PER GAME — ACTIVE NCAA DIVISION I FBS PLAYERS**

Player	Team	FF/gm
1. Mitchell Agude	UCLA	.44
2. David Perales	Fresno State	.28
3. Jake Hansen	Illinois	.26
<b>4. Jordan Domineck</b>	<b>Georgia Tech</b>	<b>.22</b>
Abraham Beaulan	Marshall	.22

- Last season, Domineck's three forced fumbles (.38/gm) ranked third in the ACC and 16th nationally, while his two fumble recoveries were tied for third in the ACC and 12th nationally with teammate **Tre Swilling**.
- According to ESPN Stats & Info, Domineck pressured the quarterback on 15.2% of his pass rushes in 2020. That was tops among all returning ACC student-athletes in 2021 and eighth among all returning Power Five conference players.
- Four Power Five conference players that entered the 2021 NFL Draft had a better pressure rate than Domineck's 15.2% last season. All four were selected in the first 118 picks of the draft. (credit: ESPN Stats & Info)
- Fr. DEs **Kyle Kennard** and **Jared Ivey** teamed up to combine for 3.0 sacks and 4.0 tackles for loss in Georgia Tech's win over North Carolina (Sept. 25).
- Kennard set career highs with 2.0 sacks and 3.0 tackles for loss against UNC.
- Ivey registered the first sack and forced fumble of his career in the win over UNC.
- In his sixth season with the Yellow Jackets, r-Sr. DT **Djimon Brooks** recorded his first-ever forced fumble and only the second fumble recovery of his career against North Carolina.

**2021 HONORS AND AWARDS**

**IN-SEASON**

**ACC Defensive Lineman of the Week**

r-So. DL Jordan Domineck (Sept. 11 vs. Kennesaw State)

**ACC Linebacker of the Week**

Jr. LB Charlie Thomas (Sept. 25 vs. North Carolina)  
r-Jr. LB Ayinde Eley (Oct. 9 at Duke)

**ACC Defensive Back of the Week**

Jr. DB Juanyeh Thomas (Oct. 9 at Duke)

**ACC Specialist of the Week**

Fr. PK Jude Kelley (Oct. 23 at Virginia)

**Davey O'Brien Award Great 8** (top 8 QBs of the week)

Fr. QB Jeff Sims (Sept. 25 vs. North Carolina)

**Manning Award Star of the Week** (top 8 QBs of the week)

Fr. QB Jeff Sims (Sept. 25 vs. North Carolina)

**Campbell Trophy Semifinalist** (Scholar-Athlete)

r-Sr. OL Ryan Johnson

**Burlsworth Trophy Nominee** (Former/Current Walk-On)

r-Sr. DL Djimon Brooks

**PRESEASON**

**Preseason All-ACC**

Fr. RS Jahmyr Gibbs

**Doak Walker Award Watch List** (Running Back)

Fr. RB Jahmyr Gibbs  
Jr. RB Jordan Mason

**Paul Hornung Award Watch List** (Most Versatile Player)

Fr. RB Jahmyr Gibbs

**Campbell Trophy Watch List** (Scholar-Athlete)

Sr. OL Ryan Johnson

**Wuerffel Trophy Watch List** (Community Service)

Jr. DB Juanyeh Thomas

**AFCA Good Works Team Nominee** (Community Service)

Jr. DB Juanyeh Thomas

**Senior Bowl Watch List**

Sr. DB Tariq Carpenter  
Jr. DB Juanyeh Thomas  
Jr. DL Keion White

**NFLPA Collegiate Bowl Big Board**

Sr. DB Tariq Carpenter  
Jr. WR Malachi Carter  
Jr. RB Jordan Mason  
Jr. DB Tre Swilling  
Jr. DB Juanyeh Thomas  
Jr. DL Keion White

**SPECIAL TEAMS**

• In addition to bursting on the scene as one of college football's most dynamic running backs as a true freshman in 2020, **Jahmyr Gibbs** also established himself as one of the nation's top kickoff returners.

• Reprising the role this season, Gibbs ranks fourth the ACC, averaging 21.5 yards per return.

• Last season, Gibbs averaged 25.6 yards per kickoff return, which would have ranked second in the ACC and 23rd nationally if he qualified for the official statistical rankings (with eight returns, he fell just two returns short).

• In kickoff coverage, Georgia Tech is allowing just 20.7 yards per kickoff return this season. The 20.7-yards-allowed average in kickoff coverage continues an upward trajectory since the Jackets ranked 126th out of 129 NCAA Division I FBS teams after allowing 26.3 yards per return in 2018, the season before Collins' arrival on The Flats.

**GEORGIA TECH KICKOFF RETURN COVERAGE**

2018.....	26.3 ypr
2019.....	20.9 ypr
2020.....	20.8 ypr
2021.....	20.7 ypr

• Georgia Tech has rarely needed to cover a kickoff in 2021, as Fr. PK **Gavin Stewart** has put 27 of his 41 kickoffs this season into the end zone for touchbacks, while eight others have been fair-caught and only six have been returned.

• On the strength of three outstanding fourth-quarter kickoffs in Georgia Tech's 48-40 loss at Virginia (Oct. 23) – including two successful onside kicks in the final 80 seconds of the game – Georgia Tech Fr. PK **Jude Kelley** was named the ACC Specialist of the Week.

• Kelley perfectly executed a pair of onside kicks – one with 1:16 remaining in the game and one with 20 seconds to go – that helped the Yellow Jackets nearly erase a 21-point deficit in the final four minutes of their 48-40 defeat at UVA.

• Thanks in large part to the successful onside kicks, which were recovered by **Malachi Carter** and **Juanyeh Thomas**, respectively, Tech was able to rally from a 48-27 deficit with 3:50 remaining in the game to cut it 48-40 and had the ball at the UVA 31 yard line as time expired.

• Earlier in the fourth quarter of last Saturday's game at Virginia, Kelley also executed a perfectly placed sky kick that pinned UVA at its own 4 yard line.

• Kelley and the Yellow Jackets also pulled off a perfectly executed onside kick in the fourth quarter of its upset bid at No. 6 Clemson (Sept. 18). With the Yellow Jackets trailing 14-6 with 1:19 to go in the ballgame, Kelley's onside kick was recovered by Carter to give the Jackets possession with an opportunity to tie the game (Tech drove 51 yards in 1:04 after recovering the onside kick, but its potential game-tying drive stalled at the 1 yard line with 15 seconds left on the clock).

• Kelley is an astounding 5-for-5 for his career and 3-for-3 this season on onside kick attempts.

• As a team, Georgia Tech has had six successful onside kicks in its last 19 games. The Yellow Jackets also recovered onside kicks by Kelley last season against Notre Dame (Oct. 31, 2020) and Boston College (Oct. 24, 2020) and one by former GT PK Brenton King in the 2019 season finale versus Georgia (Nov. 30, 2019).

• R-Sr. PK **Brent Cimaglia**, a graduate transfer from Tennessee, has gone from being one of the top kickers in the SEC to one of the top kickers in the ACC.

• With 10 made field goals in 13 attempts this season, Cimaglia ranks third in the ACC in field goals made (1.25/gm) and fourth in the conference in field-goal percentage (.769).

• After missing both of his attempts in the season opener versus Northern Illinois (Sept. 4), Cimaglia has split the uprights on 10 of his last 11 field-goal tries.

• Cimaglia is a perfect 10-for-10 on field-goal attempts from inside 40 yards this season.

• Last year, Georgia Tech was just 3-for-8 for the season on field-goal attempts.

• Just eight games into his American football career, Fr. P **David Shanahan** is averaging a solid 43.9 yards per punt over 36 attempts.

• Shanahan launched a 71-yard punt at Duke (Oct. 9), which is tied for the eighth-longest punt in Georgia Tech history and is the longest by a Yellow Jacket since Ray Guy Award winner Durant Brooks booted a 77-yarder against North Carolina on Nov. 17, 2007.

**LONGEST PUNTS - GT HISTORY**

	Player	Yds.	Opponent	Year
1.	Dave Davis	80	Army	1952
	Mike Kelley	80	Alabama	1979
3.	Ben Arndt	78	Miami (Fla.)	2005
4.	Durant Brooks	77	North Carolina	2007
	Rodney Williams	77	Virginia	1996
	Gerald Burch	77	Clemson	1958
7.	Joe Delany	72	Tennessee	1958
8.	<b>David Shanahan</b>	<b>71</b>	<b>Duke</b>	<b>2021</b>
	Chris Morehouse	71	Georgia	2001
10.	Pressley Harvin III	70	UCF	2020
	3 more tied			

• Shanahan averaged a whopping 52.7 yards per punt in his debut against Northern Illinois (Sept. 4). The 52.7-yard average spanned three punts and included a 63-yarder.

• Shanahan's 52.7-yard average vs. NIU is tied for the seventh-best single-game punting average in Georgia Tech history.

**SINGLE-GAME PUNTING AVERAGE - GT HISTORY (MIN. 2 PUNTS)**

	Player	Avg.	Opponent	Year
1.	Michael Kelley	65.5	Alabama	1979
2.	Durant Brooks	60.0	North Carolina	2007
3.	Dan Dyke	55.5	Clemson	2001
4.	Rodney Williams	55.0	Boston College	1997
5.	Dan Dyke	54.5	Duke	1999
	Rodney Williams	54.5	Duke	1997
7.	<b>David Shanahan</b>	<b>52.7</b>	<b>Northern Ill.</b>	<b>2021</b>
	Rodney Williams	52.7	NC State	1997
9.	Sean Pool	52.5	Duke	2011
10.	Ryan Rodwell	52.2	Virginia	2016
10.	Ryan Rodwell	52.2	Virginia	2016

• Georgia Tech r-Sr. PR **Azende Rey's** 35-yard punt return, which set up a Georgia Tech field goal in the second quarter of its 31-27 win at Duke (Oct. 9), was the longest punt return by a Yellow Jacket since Jamal Golden had a 44-yard return versus Tulane on Sept. 12, 2015.

• Head coach **Geoff Collins** states repeatedly that special teams are the No. 1 priority within Georgia Tech's program, a philosophy that is highlighted by the fact that a student-athlete cannot earn playing time on offense or defense if they aren't able to contribute on special teams.

• The emphasis on special teams has paid dividends since his arrival in 2019, most notably in blocked kicks.

• Georgia Tech has blocked four kicks in the last 24 games.

• Prior to blocking four kicks in the past 24 games, Georgia Tech had gone 21 games between block kicks.

• Georgia Tech has blocked 23 kicks since the beginning of the 2013 season, which is tied for the eighth-most by an NCAA Division I FBS team during that span.

• The nation's most blocked kicks over the past eight seasons (since 2013) belong to Temple (30). Six of those came in the last two seasons of Collins' tenure as the Owls' head coach (2017-18). Temple blocked five kicks in 2018 alone, which was good for a tie for fifth nationally.

**MOST BLOCKED KICKS SINCE 2013 (FBS)**

Temple	30
North Texas	27
Air Force	26
BYU	25
Texas A&M	25
Oklahoma State	25
USC	24
<b>Georgia Tech</b>	<b>23</b>
Arkansas State	23
Northern Illinois	23
Indiana	23
Rutgers	22
Virginia Tech	20

**GEORGIA TECH COACHES ON GAMEDAY**
**ON THE FIELD**
**Head Coach:**

Geoff Collins — Third season (Western Carolina, 1994)

**Asst. Head Coach/Run Game Coordinator/Offensive Line:**

Brent Key — Third season (Georgia Tech, 2001)

**Offensive Coordinator/Quarterbacks:**

Dave Patenaude — Third season (Central Connecticut State, 1990)

**Defensive Coordinator/Linebackers:**

Andrew Thacker — Third season (Furman, 2007)

**Running Backs:**

Tashard Choice — Third season (Georgia Tech, 2007)

**Defensive Ends/Outside Linebackers:**

Marco Coleman — Third season (Flagler, 2015)

**Defensive Line:**

Larry Knight — Third season (Central Michigan, 2010)

**Cornerbacks/Defensive Special Teams Coordinator:**

Jeff Popovich — Third season (Miami (Fla.), 2000)

**IN THE BOOTH**
**Co-Defensive Coordinator/Safeties:**

Nathan Burton — Third season (Georgia Tech, 2005)

**Wide Receivers:**

Kerry Dixon — Third season (Hampton, 2004)

**Tight Ends/Tackles/Offensive Special Teams Coordinator:**

Chris Wiesehan — Third season (Wabash, 1994)



**MISCELLANEOUS**

• Perhaps Georgia Tech's biggest focuses throughout the offseason were to improve its turnover margin and cut down its penalties from a year ago. Through eight games, they are one of the nation's most improved teams in both areas.

• Through eight games this season, Georgia Tech ranks 26th nationally with just 360 penalty yards (45.0 per game). The Jackets have committed a total of just 44 penalties through seven contests (5.5/gm).

• Last season, Tech ranked 119th out of 127 NCAA Division I FBS teams in penalty yardage per game (74.9 ypg).

• Tech also currently ranks 84th nationally in turnover margin at just under even (-0.12/gm). The Yellow Jackets have nine takeaways (84th nationally) and just 10 giveaways (52nd nationally) through eight games.

• Last season, Tech ranked 111th out of 127 NCAA Division I FBS teams in turnover margin at minus-seven (-.70/gm).

**GT IN NCAA DIVISION I FBS PENALTY YARDS/TURNOVER MARGIN RANKINGS — 2020-2021**

Category	Penalty Yds.	Rank	TO Margin	Rank
2020	74.9/gm	119th	-0.7/gm	111th
2021	45.0/gm	30th	-0.12/gm	84th

• As is often the case, turnover margin has been a strong indicator of whether Georgia Tech wins or loses since the beginning of last season. In their six wins since the beginning of the 2020 campaign, the Yellow Jackets have won the turnover battle in five of six games and are plus-10 overall in turnover margin. On the flip side, Tech has not won the turnover battle in any of its 12 defeats since the beginning of last season and is minus-19 overall in turnover margin in those 12 losses.

• Georgia Tech outgained each of its first four opponents this season (429-301 vs. Northern Illinois on Sept. 4; 412-272 vs. Kennesaw State on Sept. 11; 298-284 at No. 6 Clemson on Sept. 18; and 394-369 vs. No. 21/20 North Carolina).

• Tech outgained Clemson this season for the first time since the Yellow Jackets had a 353-190 advantage in total yards during a 28-6 victory over the Tigers on Nov. 15, 2014. In the previous six meetings (2015-20), Clemson had outgained Georgia Tech by an average of 532-214.

• Georgia Tech outgained each of its first two opponents of the season by at least 100 yards (182 yds. vs. NIU, 140 yds. vs. KSU), which marked the first time since 2018 that Tech outgained consecutive opponents by 100-plus yards since 2018 (465-323 at Virginia Tech on Oct. 25, 565-374 at North Carolina on Nov. 3).

• Prior to the first two games of this season, Georgia Tech had only outgained an opponent by 100-plus yards twice in the past two seasons (the Yellow Jackets had yardage advantages of 438-307 at Florida State on Sept. 12, 2020 and 523-382 vs. Duke on Nov. 28, 2020).

• Georgia Tech had 10 more first downs than Northern Illinois in the season opener (25-15), which tied for Tech's largest advantage in first downs in three seasons under head coach **Geoff Collins** (the Yellow Jackets also had 10 more first downs than USF — 21-11 — in a 14-10 win on Sept. 7, 2019).

• Despite returning 17 student-athletes that started at least half of last year's games on offense or defense, Georgia Tech remains one of major college football's youngest teams.

• Two years after having just eight seniors on its roster (which was the second-fewest in NCAA Division I FBS in 2019), Tech has just 13 seniors on its 2021 roster, which is the fourth-fewest in the nation among Power Five conference teams and tied for the eighth-fewest among all FBS teams (credit: Old Dominion athletics).

**FEWEST SENIORS — POWER FIVE (2021)**

Colorado	6
Oregon	7
Utah	11
<b>Georgia Tech</b>	<b>13</b>

• On the flip side, a whopping 74 of the 123 student-athletes on Georgia Tech's 2021 roster are freshmen eligibility-wise.

**GEORGIA TECH ROSTER BY CLASS**

Class	No. on roster	No. on this week's ATL
Freshmen	74	25
Sophomores	22	14
Juniors	14	12
Seniors	13	10

• One of the nation's youngest rosters faces one of the nation's toughest schedules in 2021. Most notably, Tech was the only team in the nation that had four of the AP's preseason top 10 teams and five of the top 15 on its schedule (Clemson, UGA, ND, UNC and Miami).

• Pundits and ratings systems were unanimous in ranking Georgia Tech's schedule among the three toughest in the nation.

**GT IN 2021 TOUGHEST SCHEDULE RANKINGS**

ESPN Football Power Index (FPI)	2
USA Today	2*
FBSchedules.com	3
Phil Steele	3
Yardbarker	3

\* ranked non-conference schedules only

• The preseason prognostications about the difficulty of Georgia Tech schedule have proven to be true. The Yellow Jackets' official NCAA strength of schedule ranks sixth nationally based on all opponents' winning percentage (.663).

• Georgia Tech's first seven opponents have combined to lose just 16 games this season (2.3 losses/opponent), including a 23-8 combined record for the five teams that the Yellow Jackets have lost to (Northern Illinois, Clemson, Pitt and Virginia).

• Georgia Tech's five remaining opponents have combined to lose just 12 games (2.4 losses/opponent).

• As part of Georgia Tech athletics' ongoing partnership with Children's Healthcare of Atlanta, the organizations have teamed up once again to have the Yellow Jackets' success on "Money Down" — head coach **Geoff Collins**' term for third and fourth downs — benefit Children's this season.

• Fans are encouraged to make pledges to Children's based on the Jackets' success on "Money Down." To lead the way, Collins' has pledged for the second-straight year to donate \$10 to Children's for every "Money Down" stop that the Yellow Jackets make on defense and each "Money Down" that the Jackets convert into a first down on offense this season.

• So far, Collins' 2021 pledge stands at \$1,113, thanks to the Yellow Jackets' 69 "Money Down" defensive stops and 44 "Money Down" offensive conversions this season.

• Last season, Georgia Tech had a total of 162 "Money Down" defensive stops and offensive conversions (93 defensive stops, 69 offensive conversions). Including Collins' \$1,620 donation, the Money Down benefit raised a total of \$10,404 for Children's.

• Fans can pledge at [buzz.gt/MoneyDown2021](http://buzz.gt/MoneyDown2021) to contribute to the cause this season.

• Georgia Tech ranks 20th in NCAA Division I FBS history with 744 all-time victories.

**ALL-TIME WINS — NCAA DIVISION I FBS**

Wins	Team
1. 971	Michigan
2. 938	Ohio State
3. 936	Alabama
4. 927	Texas
5. 926	Oklahoma
6. 925	Notre Dame
7. 908	Nebraska
8. 907	Penn State
9. 856	USC
10. 853	Tennessee
11. 847	Georgia
12. 821	LSU
13. 787	Auburn
14. 773	Clemson
15. 765	West Virginia
764	Texas A&M
17. 761	Virginia Tech
18. 749	Washington
19. 745	Florida
20. 744	<b>Georgia Tech</b>
744	Pittsburgh

• With an all-time record of 479-211-21 at Bobby Dodd Stadium at Historic Grant Field, which opened in 1913 and is the oldest on-campus stadium in NCAA Division I FBS, Georgia Tech ranks 38th nationally in all-time winning percentage at its current home stadium at .695 (credit: Marshall athletics).

• Since the beginning of the 2016 season, Georgia Tech has played games in seven different National Football League stadiums (Mercedes-Benz Stadium - Atlanta, Ford Field - Detroit, TIAA Bank Field - Jacksonville, Hard Rock Stadium - Miami, Lincoln Financial Field - Philadelphia, Heinz Field - Pittsburgh and Raymond James Stadium - Tampa Bay), which is tied for the second-most NFL stadiums that any college football team has played in during that span.

**MOST NFL STADIUMS PLAYED IN BY COLLEGE FOOTBALL TEAMS (SINCE 2016)**

- 8 – Notre Dame** – Chicago, Dallas, Jacksonville, Los Angeles (Rams), Miami, New York, Charlotte, Pittsburgh
- 7 – GEORGIA TECH** – Atlanta, Detroit, Jacksonville, Miami, Philadelphia, Pittsburgh, Tampa Bay
- 7 – BYU** – Arizona, New England, New Orleans, San Diego, Tampa Bay, Washington, Las Vegas
- 7 – Wisconsin** – Chicago, Dallas, Green Bay, Indianapolis, Miami, Tampa Bay, Charlotte
- 6 – Alabama** – Atlanta, Dallas, Miami, New Orleans, San Francisco, Tampa Bay
- 6 – Clemson** – Arizona, Carolina, Dallas, New Orleans, San Francisco, Tampa Bay
- 5 – Ohio State** – Arizona, Dallas, Indianapolis, Miami, New Orleans
- 5 – UCF** – Atlanta, Arizona, Pittsburgh, Philadelphia, Tampa Bay
- 4 – Navy\*** – Baltimore, Jacksonville, Philadelphia, Tampa Bay

\* will play in fifth when Army-Navy game is held in New York on Dec. 11

# ABOVE THE LINE

Since he was first asked about depth charts and two-deeps, Georgia Tech head coach Geoff Collins has insisted that he doesn't believe in them. He coaches his student-athletes to be **ABOVE THE LINE (ATL)**. Those who are ATL are ready to play and can see game action, while others work to get to that level. In place of a traditional depth chart that often omits some student-athletes who see game action and lists others who seldom enter the game, Georgia Tech lists all student-athletes that are ATL numerically by position.

The ATL list is updated on Thursday of each game week. The list below reflects those who were ATL going into Game 8 vs. Virginia Tech.

## OFFENSE (Spread Pro-Style)

### OFFENSIVE LINE

No.	Name	Ht.	Wt.	Class
54	Jordan Williams	6-6	333	Fr.
55	Kenny Cooper	6-3	325	r-Sr.
57	Mikey Minihan	6-3	300	r-Jr.
60	Paula Vaipulu	6-3	303	Fr.
70	Ryan Johnson	6-6	307	r-Sr.
72	Weston Franklin	6-4	316	Fr.
76	Wing Green	6-7	309	Fr.
77	Devin Cochran	6-7	314	r-Sr.
79	William Lay	6-2	313	r-Jr.

### TIGHT END

No.	Name	Ht.	Wt.	Class
34	Jack Coco	6-2	232	r-Jr.
80	Dylan Leonard	6-5	246	So.
85	Billy Ward	6-4	257	Fr.

### WIDE RECEIVER

No.	Name	Ht.	Wt.	Class
2	Kyric McGowan	5-11	198	Sr.
5	Kalani Norris	6-0	162	So.
7	Malachi Carter	6-3	195	Jr.
8	Nate McCollum	5-11	185	Fr.
9	Avery Boyd	6-2	230	Fr.
11	Ryan King	6-3	217	Fr.
12	Adonias Sanders	6-1	194	r-Jr.
18	PeJe' Harris	6-3	211	r-So.
26	Malik Rutherford	5-9	138	Fr.

### QUARTERBACK

No.	Name	Ht.	Wt.	Class
10	Jeff Sims	6-3	210	Fr.
13	Jordan Yates	6-0	196	r-Fr.
15	Trad Beatty	6-5	220	r-So.

### RUNNING BACK

No.	Name	Ht.	Wt.	Class
1	Jahmyr Gibbs	5-11	200	Fr.
4	Dontae Smith	5-11	202	r-So.
6	Jamious Griffin	5-10	210	So.
27	Jordan Mason	6-1	218	r-Jr.

## DEFENSE (4-2-5 Effort Based)

### DEFENSIVE END

No.	Name	Ht.	Wt.	Class
6	Keion White	6-4	267	Jr.
15	Jared Ivey	6-6	275	Fr.
27	Josh Robinson	6-4	235	Fr.
32	Sylvain Yondjouen	6-4	245	So.

### RUSH END

No.	Name	Ht.	Wt.	Class
11	Kevin Harris	6-4	235	r-Fr.
31	Kyle Kennard	6-5	235	Fr.
42	Jordan Domineck	6-3	235	r-So.
43	Noah Collins	6-4	229	Fr.

### DEFENSIVE TACKLE

No.	Name	Ht.	Wt.	Class
0	Djimon Brooks	6-1	286	r-Sr.
88	Zeek Biggers	6-6	363	Fr.
90	Makius Scott	6-4	309	Fr.
94	Mike Lockhart	6-4	302	r-Fr.
95	Ja'Quon Griffin	6-0	258	r-So.

### LINEBACKER

No.	Name	Ht.	Wt.	Class
4	Quez Jackson	6-1	215	Jr.
10	Ayinde Eley	6-3	232	r-Jr.
17	Demetrius Knight II	6-2	224	So.
25	Charlie Thomas	6-2	207	Jr.
40	Trenilyas Tatum	6-2	227	Fr.

### SAFETY

No.	Name	Ht.	Wt.	Class
1	Juanyeh Thomas	6-3	217	Jr.
2	Tariq Carpenter	6-4	225	Sr.
13	Wesley Walker	6-1	204	r-Fr.
14	Jaylon King	6-1	188	r-So.
18	Derrick Allen	6-2	208	r-So.
20	Miles Brooks	6-2	184	Fr.
21	Jalen Huff	5-11	189	Fr.

### CORNERBACK

No.	Name	Ht.	Wt.	Class
3	Tre Swilling	6-0	196	r-Jr.
7	Zamari Walton	6-3	190	r-So.
8	Tobias Oliver	6-2	197	r-Jr.
12	Kenyatta Watson II	6-1	175	r-Fr.
16	Myles Sims	6-3	181	r-So.
24	Kenan Johnson	6-1	182	r-Fr.

## SPECIALISTS

### PLACE KICKER

No.	Name	Ht.	Wt.	Class
42	Brent Cimaglia	6-0	219	r-Sr.
47	Austin Kent	6-1	215	r-Jr.
87	Jude Kelley	6-1	172	Fr.
88	Gavin Stewart	5-11	170	Fr.

### PUNTER

No.	Name	Ht.	Wt.	Class
43	David Shanahan	6-2	190	Fr.
47	Austin Kent	6-1	215	r-Jr.

### LONG SNAPPER

No.	Name	Ht.	Wt.	Class
52	Cade Long	5-11	221	r-So.

### KICKOFF RETURN

No.	Name	Ht.	Wt.	Class
1	Jahmyr Gibbs	5-11	200	Fr.
1	Juanyeh Thomas	6-3	217	Jr.
3	Azende Rey	5-10	215	r-Sr.

### PUNT RETURN

No.	Name	Ht.	Wt.	Class
2	Kyric McGowan	5-11	198	Sr.
3	Azende Rey	5-10	215	r-Sr.
8	Nate McCollum	5-11	185	Fr.

### GUNNER (KICKOFF & PUNT)

No.	Name	Ht.	Wt.	Class
4	Dontae Smith	5-11	202	r-So.
8	Nate McCollum	5-11	180	Fr.
8	Tobias Oliver	6-2	197	r-Jr.
12	Kenyatta Watson II	6-1	175	r-Fr.
24	Kenan Johnson	6-1	182	r-Fr.

## PRONUNCIATION GUIDE

0	DJIMON Brooks	JAH-mon
1	JAHMYR Gibbs	juh-MEER
1	JUANYEH Thomas	wahn-YAY
2	TARIQ Carpenter	tuh-REEK
2	KYRIC McGowan	KYE-rick
4	DONTAE Smith	DON-tay
5	T.K. CHIMEDZA	chih-MED-zuh
5	KALANI Norris	kuh-LAHN-ee
6	JAMIOUS Griffin	juh-MY-us
6	KEION White	KEY-on
7	ZAMARI Walton	zuh-MAR-ee
8	TOBIAS Oliver	toe-BYE-us
9	ANTONNEOUS Clayton	an-TONE-ee-us
10	AYINDE ELEY	eye-YIN-day EE-lee

12	KENYATTA Watson II	ken-YOT-tuh
15	Trad BEATTY	BAY-tee
18	PEJE' Harris	P.J
24	KENAN Johnson	KEN-rin
26	Cole NEUBER	NEW-ber
26	MALIK Rutherford	muh-LEEK
28	Tony AMERSON	AM-er-sun
30	Ben POSTMA	POST-mah (long O)
31	Kyle KENNARD	ken-NARD
32	Sylvain YONDJOUEN	yun-JEW-in
33	Tyson MEIGUEZ	MEE-gezz
34	KHATAVIAN Franks	Kuh-TAV-ee-in
35	SIRAD Bryant	sih-ROD
36	Joseph MACRINA	mah-CREEN-uh

37	KHAYA Wright	KYE-yuh
40	TRENILYAS Tatum	trin-NEAL-yus
42	Brent CIMAGLIA	sih-MAG-lee-yuh
60	Paula VAIPULLU	vie-PULL-low
62	Cade KOOTSOURADIS	KOOT-soar-AH-diss
83	Dylan DEVENEY	dih-VAIN-ee
90	MAKIUS Scott	muh-KYE-yus
97	AKELO Stone	uh-KEY-lo

### Coaches

TASHARD Choice	tuh-SHARD
Dave PATENAUIDE	PAT-in-node
Chris WIESEHAN	WEEZ-uh-hann



# 2021 ROSTERS

ALPHABETICAL			NUMERICAL						
NO.	NAME	POS.	NO.	NAME	POS.	HT.	WT.	CLASS	HOMETOWN/HIGH SCHOOL (PREVIOUS COLLEGE)
18	Derrick Allen	DB	0	Djimon Brooks	DL	6-1	286	r-Sr.	Sandersville, Ga./Washington County H.S.
28	Tony Amerson	RB	0	Ryan Lantz	ATH	6-1	204	r-So.	North Palm Beach, Fla./Suncoast Community H.S.
15	Trad Beatty	QB	1	Jahmyr Gibbs	RB	5-11	200	Fr.	Dalton, Ga./Dalton H.S.
88	Zeek Biggers	DL	1	Juanyeh Thomas	DB	6-3	217	Jr.	Niceville, Fla./Niceville H.S.
21	Leo Blackburn	WR	2	Tariq Carpenter	DB	6-4	225	Sr.	Ludowici, Ga./Long County H.S.
25	James BlackStrain	WR	2	Kyric McGowan	WR	5-11	198	Sr.	Dalton, Ga./Dalton H.S. (Northwestern)
9	Avery Boyd	WR	3	Azende Rey	WR	5-10	215	r-Sr.	Defuniak Springs, Fla./Walton H.S. (Florida A&M)
0	Djimon Brooks	DL	3	Tre Swilling	DB	6-0	196	r-Jr.	New Orleans, La./Brother Martin H.S.
20	Miles Brooks	DB	4	Quez Jackson	LB	6-1	215	Jr.	Fort Valley, Ga./Peach County H.S.
35	Sirad Bryant	DB	4	Dontae Smith	RB	5-11	202	r-So.	Spring Hill, Tenn./Spring Hill H.S.
50	Jamal Camp	OL	5	T.K. Chimedza	DL	6-3	322	r-So.	Dacula, Ga./IMG Academy, Fla.
2	Tariq Carpenter	DB	5	Kalani Norris	WR	6-0	162	So.	Miami, Fla./Christopher Columbus H.S.
49	Grey Carroll	DL	6	Jamious Griffin	RB	5-10	210	So.	Rome, Ga./Rome H.S.
7	Malachi Carter	WR	6	Keion White	DL	6-4	267	Jr.	Garner, N.C./Garner H.S. (Old Dominion)
96	Albany Casey	DL	7	Malachi Carter	WR	6-3	195	Jr.	Lawrenceville, Ga./Mountain View H.S.
5	T.K. Chimedza	DL	7	Zarnari Walton	DB	6-3	190	r-So.	Melbourne, Fla./Melbourne Central Catholic H.S.
42	Brent Cimaglia	PK	*7	Bryce Gowdy	WR	6-3	210	Fr.	Deerfield Beach, Fla./Deerfield Beach H.S.
9	Antonneous Clayton	DL	8	Nate McCollum	WR	5-11	180	Fr.	McDonough, Ga./Dutchtown H.S.
77	Devin Cochran	OL	8	Tobias Oliver	DB	6-2	197	r-Jr.	Warner Robins, Ga./Northside H.S.
34	Jack Coco	LS/TE	9	Avery Boyd	WR	6-2	230	Fr.	Tallahassee, Fla./Godby H.S.
43	Noah Collins	DL	9	Antonneous Clayton	DL	6-3	256	r-Sr.	Vienna, Ga./Dooly County H.S. (Florida)
44	Kenry Cooper	OL	10	Ayinde Eley	LB	6-3	232	r-Jr.	Olney, Md./Good Counsel H.S. (Maryland)
55	Thomas Culwell	DB	10	Jeff Sims	QB	6-3	210	Fr.	Jacksonville, Fla./Sandalwood H.S.
39	Thomas Culwell	DB	11	Kevin Harris	DL	6-4	235	r-Fr.	Loganville, Ga./Grayson H.S. (Alabama)
30	Trent Davis	WR	11	Ryan King	WR	6-3	217	Fr.	Loganville, Ga./Grayson H.S.
83	Dylan Deveney	TE	12	Adonias Sanders	WR	6-1	194	r-Jr.	North Charleston, S.C./Fort Dorchester H.S.
42	Jordan Domineck	DL	12	Kenyatta Watson II	DB	6-1	175	r-Fr.	Loganville, Ga./Grayson H.S. (Texas)
99	D'Quan Douse	DL	13	Wesley Walker	DB	6-1	204	r-Fr.	Nashville, Tenn./Ensworth H.S.
22	Kaleb Edwards	DB	13	Jordan Yates	QB	6-0	196	r-Fr.	Alpharetta, Ga./Milton H.S.
10	Ayinde Eley	LB	14	Jaylon King	DB	6-1	188	r-So.	La Vergne, Tenn./Ensworth H.S.
53	Deion Fisher	LB	15	Trad Beatty	QB	6-5	220	r-So.	Columbia, S.C./Ben Lippen H.S. (Temple)
72	Weston Franklin	OL	15	Jared Ivey	DL	6-6	275	Fr.	Suwanee, Ga./North Gwinnett H.S.
34	Khatavian Franks	LB	16	Chayden Peery	QB	6-3	227	Fr.	Castaic, Calif./Sierra Canyon School
46	Henry Freer	LS	16	Myles Sims	DB	6-3	181	r-So.	Atlanta, Ga./Westlake H.S. (Michigan)
67	Joe Fusile	OL	17	Demetrius Knight II	ATH	6-2	224	So.	Locust Grove, Ga./Strong Rock Christian School
1	Jahmyr Gibbs	RB	17	Tanner Lawson	ATH	6-5	219	Fr.	Baton Rouge, La./University Lab School
33	Daylon Gordon	RB	18	Derrick Allen	DB	6-2	208	r-So.	Marietta, Ga./Lassiter H.S. (Notre Dame)
*7	Bryce Gowdy	WR	18	Peje' Harris	WR	6-3	211	r-So.	Newnan, Ga./Newnan H.S.
76	Wing Green	OL	20	Miles Brooks	DB	6-2	184	Fr.	Jacksonville, Fla./Trinity Christian Academy
95	Ja'Quan Griffin	DL	20	Brody Rhodes	QB	6-1	187	Fr.	Canton, Ga./Creekview H.S.
6	Jamious Griffin	RB	21	Leo Blackburn	WR	6-5	212	Fr.	Atlanta, Ga./Westlake H.S.
38	Casey Gunn	DB	21	Jalen Huff	DB	5-11	189	Fr.	Athens, Ga./Buford H.S.
48	Carson Harof	WR	22	Kaleb Edwards	DB	6-0	217	Fr.	Dacula, Ga./Dacula H.S.
11	Kevin Harris	DL	24	Kenan Johnson	DB	6-1	182	r-Fr.	Minneola, Fla./Lake Minneola H.S.
18	Peje' Harris	WR	25	James BlackStrain	WR	6-2	175	Fr.	Cocoa, Fla./Holy Trinity Episcopal Academy
31	Jamal Haynes	WR	25	Charlie Thomas	LB	6-2	207	Jr.	Thomasville, Ga./Thomasville H.S.
37	Colin Hemingway	RB	26	Cole Neuber	DB	6-1	210	r-So.	Alpharetta, Ga./Johns Creek H.S.
21	Jalen Huff	DB	26	Malik Rutherford	WR	5-9	138	Fr.	Miami, Fla./Champagnat Catholic School
15	Jared Ivey	DL	27	Jordan Mason	RB	6-1	218	r-Jr.	Gallatin, Tenn./Gallatin H.S.
4	Quez Jackson	LB	27	Josh Robinson	DL	6-4	254	Fr.	Douglasville, Ga./Douglas County H.S.
24	Kenan Johnson	DB	28	Tony Amerson	RB	5-11	218	r-Fr.	Montgomery, Ala./St. James School
24	Kenan Johnson	DB	29	Bruce Jordan-Swilling	RB	6-1	220	Sr.	New Orleans, La./Brother Martin H.S.
70	Ryan Johnson	OL	30	Trent Davis	WR	5-11	167	Fr.	Douglas, Ga./Coffee H.S.
30	Tamarii Jones-Cummings	DB	30	Tamarii Jones-Cummings	DB	6-2	195	Fr.	Fort Lauderdale, Fla./Nova Southeastern University School
29	Bruce Jordan-Swilling	RB	31	Jamal Haynes	WR	5-9	165	Fr.	Loganville, Ga./Grayson H.S.
87	Jude Kelley	PK	31	Kyle Kennard	DL	6-5	235	Fr.	Atlanta, Ga./Riverwood H.S.
31	Kyle Kennard	DL	32	Sylvain Yondjouen	DL	6-4	245	So.	Ruisbroek, Belgium/Don Bosco School
47	Austin Kent	PK/P	33	Daylon Gordon	RB	5-9	180	Fr.	Eastman, Ga./Dodge County H.S.
14	Jaylon King	DB	33	Tyson Meiguez	LB	6-2	209	Fr.	Fairburn, Ga./Creekside H.S.
11	Ryan King	WR	34	Jack Coco	LS/TE	6-2	232	r-Jr.	Johns Creek, Ga./Johns Creek H.S.
73	Kenneth Kirby	OL	34	Khatavian Franks	LB	6-2	215	Fr.	Fairburn, Ga./Creekside H.S.
17	Demetrius Knight II	ATH	35	Sirad Bryant	DB	6-2	203	Fr.	Cordele, Ga./Crisp County H.S.
62	Cade Kootsouradis	OL	36	Joseph Macrina	TE	6-0	260	r-Sr.	Johns Creek, Ga./Northview H.S.
0	Ryan Lantz	ATH	36	Nate Moon	DB	5-10	175	Fr.	Pooler, Ga./Savannah Christian Prep
17	Tanner Lawson	ATH	37	Colin Hemingway	RB	5-6	185	Fr.	Boyd's, Md./Poolesville H.S.
79	William Lay III	OL	37	Khaya Wright	LB	6-3	214	Fr.	Miami, Fla./South Miami H.S.
75	Jakiah Leftwich	OL	38	Casey Gunn	DB	6-0	185	Fr.	Alpharetta, Ga./Denmark H.S.
80	Dylan Leonard	TE	38	William Marshall	WR	6-2	208	r-Fr.	Lilburn, Ga./Parkview H.S.
94	Mike Lockhart	DL	39	Thomas Culwell	DB	5-8	160	Sr.	Carrollton, Ga./Carrollton H.S.
52	Cade Long	LS	39	Englan Williams	RB	5-9	183	Fr.	Roswell, Ga./Blessed Trinity Catholic H.S.
36	Joseph Macrina	TE	40	Treniyas Tatum	LB	6-2	227	Fr.	Riverdale, Ga./Mount Zion H.S.
38	William Marshall	WR	42	Brent Cimaglia	PK	6-0	219	r-Sr.	Nashville, Tenn./Fred J. Page H.S. (Tennessee)
27	Jordan Mason	RB							
61	Michael Maye	OL							

# 2021 ROSTERS

NO.	NAME	POS.	HT.	WT.	CLASS	HOMETOWN/HIGH SCHOOL (PREVIOUS COLLEGE)
42	Jordan Domineck	DL	6-3	235	r-So.	Lakeland, Fla./George Jenkins H.S.
43	Noah Collins	DL	6-4	229	Fr.	Loganville, Ga./Grayson H.S.
43	David Shanahan	P	6-2	190	Fr.	Castleisland, Co. Kerry, Ireland/St. Patrick's Sec. School
45	Taylor McCawley	LB	6-0	222	r-Fr.	Sharpsburg, Ga./East Coweta H.S.
46	Henry Freer	LS	6-0	215	Fr.	College Park, Ga./Woodward Academy
46	Tyler Morehead	DB	5-10	217	Fr.	Homerville, Ga./Clinch County H.S.
47	Austin Kent	PK/P	6-1	215	r-Jr.	Charlotte, N.C./Providence H.S. (UCLA)
48	Carson Harof	WR	5-11	183	Fr.	Woodstock, Ga./Blessed Trinity Catholic H.S.
49	Grey Carroll	DL	6-3	256	Fr.	Alcoa, Tenn./Alcoa H.S.
50	Jamal Camp	OL	6-2	289	r-Fr.	Cumming, Ga./South Forsyth H.S.
52	Cade Long	LS	5-11	221	r-So.	Hixson, Tenn./Baylor School
53	Deion Fisher	LB	6-2	232	Fr.	McDonough, Ga./Eagles Landing Christian Acad.
54	Jordan Williams	OL	6-6	333	Fr.	Gainesville, Ga./Gainesville H.S.
55	Kenny Cooper	OL	6-3	325	r-Sr.	Calhoun, Ga./Sonorville H.S.
57	Mikey Minihan	OL	6-3	300	r-Jr.	Honolulu, Hawaii/Saint Louis School
58	Will Scissum	OL	6-2	297	r-Fr.	Marietta, Ga./The Walker School
60	Paula Vaipulu	OL	6-3	303	Fr.	Channelview, Texas/Channelview H.S.
61	Michael Maye	OL	6-3	317	r-So.	Hoover, Ala./Hoover H.S.
62	Cade Kootsouradis	OL	6-4	316	Fr.	Crestview, Fla./Crestview H.S.
63	Will Milam	OL	6-4	329	Fr.	Powder Springs, Ga./Hiram H.S.
64	Nick Pendley	OL	6-4	319	r-Fr.	Canton, Ga./Creekview H.S. (Mississippi State)
65	Austin Smith	OL	6-3	308	r-So.	McDonough, Ga./Ola H.S.
66	Anthony Minella	OL	6-2	284	Fr.	Milton, Ga./Milton H.S.
67	Joe Fusile	OL	6-6	320	Fr.	Richmond Hill, Ga./Richmond Hill H.S.
68	Jason Moore	DL	6-2	298	Fr.	Hampton, Ga./Dutchtown H.S.
69	Matthew Morgan	OL	6-4	328	r-So.	Woodstock, Ga./Etowah H.S.
70	Ryan Johnson	OL	6-6	307	r-Sr.	Brentwood, Tenn./Brentwood Academy (Tennessee)
71	Ryan Spiers	OL	6-3	288	Fr.	Biloxi, Miss./Biloxi H.S.
72	Weston Franklin	OL	6-4	316	Fr.	Jesup, Ga./Wayne County H.S.
73	Kenneth Kirby	OL	6-5	305	r-Sr.	Newport News, Va./Fork Union Military Acad. (Norfolk State)
75	Jakiah Leftwich	OL	6-6	327	Fr.	Atlanta, Ga./Westlake H.S.
76	Wing Green	OL	6-7	309	Fr.	Leesburg, Ga./Lee County H.S.
77	Devin Cochran	OL	6-7	314	r-Sr.	Norcross, Ga./Greater Atlanta Christian (Vanderbilt)
79	William Lay III	OL	6-2	313	r-Jr.	Bowersville, Ga./Hart County H.S.
80	Dylan Leonard	TE	6-5	246	So.	Milton, Ga./Milton H.S.
81	Zach Owens	WR	6-3	218	r-Fr.	Marietta, Ga./Pope H.S.
83	Dylan Deveney	TE	6-6	265	So.	Medford, N.J./The Hun School
84	Chris Miller	TE	6-4	244	r-Fr.	Atlanta, Ga./St. Pius X H.S.
85	Billy Ward	TE	6-4	257	Fr.	Locust Grove, Ga./Locust Grove H.S.
86	Luke Moseley	WR	6-2	180	r-Fr.	Calhoun, Ga./Calhoun H.S.
87	Jude Kelley	PK	6-1	172	Fr.	Acworth, Ga./Alatoona H.S.
87	Ben Wilhelm	TE	6-5	250	r-Fr.	Thomasville, Ga./Thomas County Central H.S.
88	Zeek Biggers	DL	6-3	363	Fr.	Salisbury, N.C./West Rowan H.S.
88	Gavin Stewart	PK/WR	5-11	170	Fr.	Savannah, Ga./Benedictine Military Academy
89	Ben Postma	TE	6-4	233	Fr.	Cypress, Texas/Cypress Ranch H.S.
90	Makius Scott	DL	6-4	309	Fr.	Gainesville, Ga./Gainesville H.S. (South Carolina)
94	Mike Lockhart	DL	6-4	302	r-Fr.	Birmingham, Ala./Huffman H.S.
95	Ja'Quan Griffin	DL	6-0	258	r-So.	Rome, Ga./Rome H.S.
96	Albany Casey	DL	6-4	239	Fr.	Bay Minnett, Ala./Baldwin County H.S.
97	Akelo Stone	DL	6-2	296	Fr.	Savannah, Ga./Jenkins H.S.
99	D'Quan Douse	DL	6-2	292	r-Fr.	Savannah, Ga./Calvary Day School

\* in memoriam; died Dec. 31, 2019

NO.	NAME	POS.
45	Taylor McCawley	LB
8	Nate McCollum	WR
2	Kyric McGowan	WR
33	Tyson Meiguez	LB
66	Anthony Minella	OL
57	Mikey Minihan	OL
63	Will Milam	OL
84	Chris Miller	TE
36	Nate Moon	DB
68	Jason Moore	DL
46	Tyler Morehead	DB
69	Matthew Morgan	OL
86	Luke Moseley	WR
26	Cole Neuber	DB
5	Kalani Norris	WR
8	Tobias Oliver	DB
81	Zach Owens	WR
16	Chayden Peery	QB
64	Nick Pendley	OL
89	Ben Postma	TE
3	Azende Rey	WR
20	Brody Rhodes	QB
27	Josh Robinson	DL
26	Malik Rutherford	WR
1	Juanyeh Thomas	DB
12	Adonias Sanders	WR
58	Will Scissum	OL
90	Makius Scott	DL
43	David Shanahan	P
10	Jeff Sims	QB
16	Myles Sims	DB
65	Austin Smith	OL
4	Dontae Smith	RB
71	Ryan Spiers	OL
88	Gavin Stewart	PK/WR
97	Akelo Stone	DL
3	Tre Swilling	DB
40	Treniyas Tatum	LB
25	Charlie Thomas	LB
60	Paula Vaipulu	OL
7	Zamari Walton	DB
12	Kenyatta Watson II	DB
13	Wesley Walker	DB
85	Billy Ward	TE
87	Ben Wilhelm	TE
39	Englan Williams	RB
54	Jordan Williams	OL
37	Khaya Wright	LB
6	Keion White	DL
13	Jordan Yates	QB
32	Sylvain Yondjouen	DL

## COACHING AND SUPPORT STAFF

**Head Coach:** Geoff Collins (Western Carolina, 1994) — 3rd season at Georgia Tech  
**Assistant Head Coach/Run Game Coord./OL:** Brent Key (Georgia Tech, 2001)  
**Offensive Coord./QBs:** Dave Patenaude (Central Connecticut St., 1990)  
**Defensive Coordinator/Linebackers:** Andrew Thacker (Furman, 2007)  
**Co-Defensive Coordinator/Safeties:** Chris Wiesehan (Georgia Tech, 2005)  
**Running Backs/Off. Recruiting Coord.:** Tashard Choice (Georgia Tech, 2007)  
**Defensive Ends/Outside Linebackers:** Marco Coleman (Flagler, 2015)  
**Wide Receivers:** Kerry Dixon (Hampton, 2004)  
**Defensive Line/Def. Recruiting Coord.:** Larry Knight (Central Michigan, 2010)  
**Cornerbacks/Def. Special Teams Coord.:** Jeff Popovich (Miami (Fla.), 2000)  
**Tight Ends/Offensive Special Teams Coord.:** Chris Wiesehan (Wabash, 1994)  
**General Manager:** Patrick Suddes (Alabama, 2005)  
**Head FB Strength and Conditioning Coach:** Lewis Caralla (Defiance, 2008)  
**Director of Applied Sports Science:** Ryan Horton (Otterbein, 2007)  
**Player Development Coach:** Sean Boyle (Temple, 2012)  
**Player Development Coach:** Thomas Gordon (Michigan, 2013)  
**Player Development Coach:** Gary Wilkins (Furman, 2014)  
**Director of Football Operations:** Scott Wallace (California (Pa.), 2011)  
**Assistant Director of Football Operations:** Gordon Thomas (Temple, 2018)  
**Football Operations Coordinator:** Nicole Earley (Temple, 2019)  
**Football Research and Analytics Coordinator:** Pat Boyle (Temple, 2012)

**Quality Control Specialist/Offense:** Will Glover (Clayton State, 2009)  
**Quality Control Specialist/Defense:** Josh Linam (UCF, 2011)  
**Analyst (Offense):** Mike Gregory (UCF, 2009)  
**Analyst (Defense):** Anthony Parker (Tennessee, 2008)  
**Analyst (Special Teams):** Tim Conner (Maryville, 2011)  
**Graduate Assistant Coach:** Joe Battaglia (Coastal Carolina, 2014)  
**Graduate Assistant Coach:** Nathan Brock (Ohio State, 2020)  
**Graduate Assistant Coach:** Alec Brown (Auburn, 2017)  
**Graduate Assistant Coach:** Brenten Wimberly (Kennesaw State, 2018)  
**Director of On-Campus Recruiting:** Carina Hargreaves (Florida, 2014)  
**Assoc. Director of Player Personnel:** Thomas Guery (Mississippi State, 2008)  
**Assoc. Director of Player Personnel:** Erin Joe (Georgia Tech, 2014)  
**Brand Manager:** Ian McFarland (North Texas, 2019)  
**Video Producer:** Patrick Clancy (South Carolina, 2018)  
**Social Media Specialist:** Alex Brizendine (Auburn, 2019)  
**Consultant, Ideation:** Glenn Ingram (Georgia Southern, 2020)  
**Head Football Athletic Trainer:** Mark Smith (SUNY Brockport, 2010)  
**Assistant Football Athletic Trainer:** Patrick Driscoll (Salisbury, 2016)  
**Assistant Equipment Manager:** Punt Windham (Georgia Tech, 1994)  
**Assistant Equipment Manager:** Kane Ivers-Osthus (Florida, 2016)  
**Assistant A.D./Video Operations:** Todd McCarthy (VCU, 1992)  
**Administrative Coordinator:** Teri Anton (Florida State, 1991)



**RECORD BREAKDOWN**

Current Streak	.....	Lost 2
Current Home Streak	.....	Lost 2
Current Road Streak	.....	Lost 1
Current Neutral Streak	.....	Lost 2
Last Win	.....	31-27 at Duke (10/9/21)
Last Home Win	.....	45-22 vs. No. 21/20 North Carolina (9/25/21)
Last Home Loss	.....	26-17 vs. Virginia Tech (10/30/21)
Last Win Away From Home	.....	31-27 at Duke (10/9/21)
Last True Road Win	.....	31-27 at Duke (10/9/21)
Last Loss Away from Home	.....	48-40 at Virginia (10/23/21)
Last True Road Loss	.....	48-40 at Virginia (10/23/21)

	<b>2021</b>	<b>Under Collins</b>
Overall	..... 3-5	..... 9-21
Playing at home	..... 2-4	..... 6-12
Playing on the road	..... 1-2	..... 3-9
Playing at a neutral site	..... 0-0	..... 0-0
In bowl games	..... 0-0	..... 0-0
In overtime	..... 0-0	..... 0-0
More than 7 days to prepare	..... 0-2	..... 4-6

In August	..... N/A	..... 0-1
In September	..... 2-2	..... 4-6
In October	..... 1-3	..... 3-8
In November	..... 0-0	..... 2-4
In December	..... 0-0	..... 0-2
In January	..... 0-0	..... 0-0

Outrushing opponent	..... 1-2	..... 6-4
When rushing for 300 yards	..... 0-0	..... 1-0
When rushing for 400 yards	..... 0-0	..... 0-0
When rushing for 500 yards	..... 0-0	..... 0-0
When rushing for 600 yards	..... 0-0	..... 0-0
Outrushed by opponent	..... 2-3	..... 3-17
When allowing 300 yards rushing	..... 0-0	..... 0-3
Rushing yards the same	..... 0-0	..... 0-0
Outpassing opponent	..... 2-1	..... 4-8
When passing for 300 yards	..... 0-2	..... 0-2
Outpassed by opponent	..... 1-3	..... 5-13
When allowing 300 yards passing	..... 1-2	..... 2-6
When allowing 400 yards passing	..... 0-0	..... 0-2

More total offense than opponent	..... 2-2	..... 4-5
When having 400+ total offense	..... 2-3	..... 5-5
When having 500+ total offense	..... 0-1	..... 1-1
When having 600+ total offense	..... 0-0	..... 0-0
Less total offense than opponent	..... 1-3	..... 5-16
When allowing 400+ total offense	..... 1-3	..... 3-13
When allowing 500+ total offense	..... 0-2	..... 0-8

Committing fewer turnovers	..... 2-0	..... 6-3
Committing more turnovers	..... 1-3	..... 2-12
Turnovers are even	..... 0-2	..... 1-6

< 30:00 of time of possession	..... 1-3	..... 4-17
> 30:00 of time of possession	..... 2-2	..... 5-4

Scoring first	..... 2-2	..... 7-5
Opponent scores first	..... 0-3	..... 1-16

Leading after the 1st quarter	..... 2-1	..... 4-2
Trailing after the 1st quarter	..... 0-4	..... 2-17
Tied after the 1st quarter	..... 0-0	..... 2-2
Leading at halftime	..... 5-0	..... 5-0
Trailing at halftime	..... 0-5	..... 2-21
Tied at halftime	..... 0-0	..... 2-0
Leading after the 3rd quarter	..... 2-0	..... 5-0
Trailing after the 3rd quarter	..... 0-5	..... 1-20
Tied after the 3rd quarter	..... 0-0	..... 1-1

Scoring 0-10 points	..... 0-1	..... 0-6
Scoring 11-20 points	..... 0-1	..... 2-6
Scoring 21-30 points	..... 0-2	..... 2-8
Scoring 31-40 points	..... 1-1	..... 2-1
Scoring 41-plus points	..... 1-0	..... 2-0

Opponent scores 0-10 points	..... 0-0	..... 1-0
Opponent scores 11-20 points	..... 1-1	..... 2-2
Opponent scores 21-30 points	..... 1-2	..... 4-5
Opponent scores 31-40 points	..... 0-0	..... 0-5
Opponent scores 41-plus points	..... 0-2	..... 1-9

**GAMES PLAYED AND STARTS**

**CAREER GAMES**

NAME	'16	'17	'18	'19	'20	'21	TOT.	CONS.
T. Carpenter	-	6	13	11	9	8	47	45
K. Cooper	5	11	11	4	7	7	45	-
Jordan-Swilling	-	11	11	7	8	6	43	4
M. Carter	-	-	13	12	10	8	43	43
Q. Jackson	-	-	13	12	10	8	43	30
J. Thomas	-	-	13	12	10	8	43	43
T. Oliver	-	-	12	12	9	8	41	13
C. Thomas	-	-	10	12	10	8	40	30
J. Mason	-	-	13	12	6	8	39	13
T. Swilling	-	-	12	12	6	8	38	9
J. Coco	-	-	11	9	10	7	37	4
J. King	-	-	3	12	9	8	32	9
Z. Walton	-	-	4	12	10	6	32	5
D. Brooks	-	1	-	12	10	8	31	30
A. Sanders	-	-	2	12	9	8	31	29
JaQ. Griffin	-	-	2	11	10	7	30	2
C. Long	-	-	-	12	10	8	30	30
Don. Smith	-	-	2	8	10	8	29	19
D. Knight	-	-	-	12	8	8	28	10
M. Minihan	-	-	2	8	10	8	28	23
J. Domineck	-	-	3	7	9	8	27	8
P. Harris	-	-	-	10	9	8	27	14
D. Leonard	-	-	-	12	7	7	26	2
M. Sims	-	-	-	10	8	7	25	7
S. Yondjouen	-	-	-	11	3	8	22	8
D. Deveney	-	-	-	12	6	3	21	-
T.K. Chimedza	-	-	4	12	-	5	21	2
M. Lockhart	-	-	-	4	9	8	21	14
W. Walker	-	-	-	3	10	8	21	19
K. Johnson	-	-	-	4	9	6	19	2
W. Lay III	-	-	-	10	3	6	19	6
J. Griffin	-	-	-	9	8	1	18	-
A. Kent	-	-	-	-	10	8	18	18
R. Johnson	-	-	-	-	10	8	18	18
J. Williams	-	-	-	-	10	7	17	-
J. Ivey	-	-	-	-	9	8	17	17
D. Allen	-	-	-	-	9	7	16	2
D. Douze	-	-	-	-	9	7	16	4
K. Norris	-	-	-	7	2	7	16	7
J. Sims	-	-	-	-	10	6	16	5
G. Stewart	-	-	-	-	8	8	16	11
J. Gibbs	-	-	-	-	7	8	15	8
M. Maye	-	-	-	10	2	3	15	3
B. Ward	-	-	-	-	7	8	15	8
K. Kennard	-	-	-	-	6	8	14	13
N. McCollum	-	-	-	-	6	8	14	13
M. Brooks	-	-	-	-	4	8	12	8
T. McCawley	-	-	-	3	7	1	11	-
A. Stone	-	-	-	-	6	5	11	-
C. Miller	-	-	-	-	7	2	9	-
J. Yates	-	-	-	3	2	4	9	-
Ja. Huff	-	-	-	4	3	1	8	-
R. King	-	-	-	-	2	6	8	4
D. Cochran	-	-	-	-	-	8	8	8
B. Cimaglia	-	-	-	-	-	8	8	8
A. Eley	-	-	-	-	-	8	8	8
K. Harris	-	-	-	-	-	8	8	8
J. Robinson	-	-	-	-	-	8	8	8
D. Shanahan	-	-	-	-	-	8	8	8
M. Scott	-	-	-	-	-	8	8	8
A. Clayton	-	-	-	-	5	2	7	-
Z. Biggers	-	-	-	-	-	7	7	7
J. Kelley	-	-	-	-	5	2	7	-
K. McGowan	-	-	-	-	-	7	7	3
T. Meiguez	-	-	-	-	7	-	7	-
A. Rey	-	-	-	-	-	7	7	6
T. Tatum	-	-	-	-	-	7	7	6
K. Wright	-	-	-	-	5	1	6	-
C. Neuber	-	-	-	-	2	4	6	3
A. Boyd	-	-	-	-	2	4	6	3
P. Vaipulu	-	-	-	-	1	5	6	5
K. Edwards	-	-	-	-	-	5	5	5
P. Vaipulu	-	-	-	-	-	5	5	5
A. Smith	-	-	-	5	-	-	5	-
J. Macrina	-	-	4	-	-	-	4	-
N. Pendley	-	-	-	-	-	4	4	-
K. Watson	-	-	-	-	-	4	4	1
N. Collins	-	-	-	-	-	4	4	3
T. Amerson	-	-	-	-	3	-	3	-
M. Rutherford	-	-	-	-	-	3	3	-
K. Kirby	-	-	-	-	-	2	2	-
T. Beatty	-	-	-	-	-	1	1	-
Z. Owens	-	-	-	-	1	-	1	-
W. Scissum	-	-	-	-	-	1	1	-
W. Franklin	-	-	-	-	-	1	1	1
J. Haynes	-	-	-	-	-	1	1	1

**CAREER STARTS**

NAME	'16	'17	'18	'19	'20	'21	TOT.	CONS.
T. Carpenter	-	-	13	10	9	5	37	-
T. Swilling	-	-	11	12	5	8	36	8
K. Cooper	1	11	7	4	-	4	27	-
M. Carter	-	-	-	11	10	8	29	20
J. Thomas	-	-	-	11	10	8	29	23
M. Minihan	-	-	-	6	10	8	24	22
Z. Walton	-	-	-	11	10	2	23	1
J. Mason	-	-	5	12	2	1	21	-
Q. Jackson	-	-	-	5	10	7	22	7
D. Brooks	-	-	-	4	8	8	20	8
C. Thomas	-	-	6	5	2	5	19	4
R. Johnson	-	-	-	-	10	8	18	18
J. Williams	-	-	-	-	9	5	14	-
J. Domineck	-	-	-	3	4	7	14	-
J. Sims	-	-	-	-	10	5	15	4
J. Gibbs	-	-	-	-	6	8	14	8
T.K. Chimedza	-	-	-	9	-	2	11	-
W. Walker	-	-	-	-	5	6	11	-
A. Sanders	-	-	-	7	1	3	11	2
W. Lay III	-	-	-	8	-	3	11	2
J. Ivey	-	-	-	-	2	8	10	10
D. Deveney	-	-	-	-	2	6	8	-
D. Leonard	-	-	-	-	2	6	8	-
T. Oliver	-	-	1	2	-	6	9	6
D. Cochran	-	-	-	-	-	8	8	8
A. Eley	-	-	-	-	-	8	8	8
JaQ. Griffin	-	-	-	-	4	1	5	-
M. Lockhart	-	-	-	-	5	-	5	-
K. McGowan	-	-	-	-	-	6	6	-
A. Clayton	-	-	-	-	4	-	4	-
K. Norris	-	-	-	-	-	4	4	-
S. Yondjouen	-	-	-	2	2	-	4	-
P. Harris	-	-	-	1	2	1	4	1
K. Johnson	-	-	-	-	3	-	3	-
Jordan-Swilling	-	1	-	2	-	-	3	-
K. Kennard	-	-	-	-	3	-	3	-
M. Sims	-	-	-	-	2	1	3	1
J. Yates	-	-	-	-	-	3	3	-
D. Douze	-	-	-	-	2	-	2	-
J. Coco	-	-	-	-	1	1	2	1
J. King	-	-	-	-	-	3	3	2
P. Vaipulu	-	-	-	-	-	3	3	2
J. Griffin	-	-	-	-	1	-	1	-
N. Pendley	-	-	-	-	-	1	1	-
A. Stone	-	-	-	-	1	-	1	-
B. Ward	-	-	-	-	1	-	1	-
N. McCollum	-	-	-	-	-	1	1	-
J. Robinson	-	-	-	-	-	1	1	1
D. Smith	-	-	-	-	-	1	1	1

## CAREER HIGHS

**DERRIK ALLEN**

**Tackles:** 4, twice - last vs. Duke (Nov. 28, 2020)  
**Solo Tackles:** 1, 4x - last vs. Duke (Nov. 28, 2020)

**TRAD BEATTY**

**Rush Attempts:** 1 vs. Kennesaw State (Sept. 11, 2021)  
**Rushing yards:** 1 vs. Kennesaw State (Sept. 11, 2021)

**ZEKE BIGGERS**

**Tackles:** 2, 3x - last at Duke (Oct. 9, 2021)  
**Solo Tackles:** 2 at No. 6 Clemson (Sept. 18, 2021)

**DJIMON BROOKS**

**Tackles:** 6, 3x - last at Virginia (Oct. 23, 2021)  
**Solo Tackles:** 4 at Virginia (Oct. 23, 2021)  
**Tackles for Loss:** 2.0 vs. No. 4 Notre Dame (Oct. 31, 2020)  
**Sacks:** 1.0 vs. No. 4 Notre Dame (Oct. 31, 2020)  
**Fumbles Forced:** 1 vs. No. 20 UNC (Sept. 25, 2021)  
**Fumbles Recovered:** 1, twice - last vs. No. 20 UNC (Sept. 25, 2021)  
**Pass Breakups:** 1 at Florida State (Sept. 12, 2020)

**MILES BROOKS**

**Tackles:** 2 at Duke (Oct. 9, 2021)  
**Solo Tackles:** 1, 3x - last at Duke (Oct. 9, 2021)

**SIRAD BRYANT**

**Tackles:** 1 vs. Northern Illinois (Sept. 4, 2021)  
**Solo Tackles:** 1 vs. Northern Illinois (Sept. 4, 2021)

**TARIQ CARPENTER**

**Tackles:** 13 at No. 6 Clemson (Sept. 18, 2021)  
**Solo Tackles:** 9 at No. 6 Clemson (Sept. 18, 2021)  
**Tackles for Loss:** 2.0 vs. USF (Sept. 7, 2019)  
**Interceptions:** 1, 4x - last vs. Duke (Nov. 28, 2020)  
**Longest Interception Return:** 43 vs. Duke (Nov. 28, 2020)  
**Pass Breakups:** 2, twice - last vs. Duke (Nov. 28, 2020)  
**Fumbles Forced:** 1, twice - last vs. The Citadel (Sept. 14, 2019)

**MALACHI CARTER**

**Receptions:** 6, 3x - last vs. Pitt (Oct. 2, 2021)  
**Receiving Yards:** 92 vs. Northern Illinois (Sept. 4, 2021)  
**Receiving TDs:** 1, 5x - last at Louisville (Oct. 9, 2020)  
**Longest Reception:** 54 vs. NC State (Nov. 21, 2019)

**T.K. CHIMEDZA**

**Tackles:** 6, twice - last vs. NC State (Nov. 21, 2019)  
**Solo Tackles:** 5 vs. NC State (Nov. 21, 2019)  
**Tackles for Loss:** 1.0, twice - last vs. Kennesaw State (Sept. 11, 2021)  
**Sacks:** 1.0, twice - last vs. Kennesaw State (Sept. 11, 2021)  
**Fumbles Recovered:** 1 vs. South Florida (Sept. 7, 2019)

**BRENT CIMAGLIA**

**Field Goals Made:** 3 vs. No. 20 UNC (Sept. 25, 2021)  
**Field Goal Attempts:** 3 vs. No. 20 UNC (Sept. 25, 2021)  
**Longest Field Goal:** 37 vs. Virginia Tech (Oct. 30, 2021)

**ANTONNEOUS CLAYTON**

**Tackles:** 5 at Louisville (Oct. 9, 2020)  
**Solo Tackles:** 2, twice - last at Louisville (Oct. 9, 2020)  
**Tackles for Loss:** 2.5 at Louisville (Oct. 9, 2020)

**JACK COCO**

**Receptions:** 1, 3x - last vs. No. 4 Notre Dame (Oct. 31, 2020)  
**Receiving Yards:** 8 vs. No. 14 UCF (Sept. 19, 2020)  
**Longest Reception:** 8 vs. No. 14 UCF (Sept. 19, 2020)

**DYLAN DEVENEV**

**Receptions:** 4 at No. 6 Clemson (Sept. 18, 2021)  
**Receiving Yards:** 23 vs. Pitt (Dec. 10, 2020)  
**Longest Reception:** 18 vs. Pitt (Dec. 10, 2020)  
**Receiving TDs:** 1 vs. Pitt (Dec. 10, 2020)

**JORDAN DOMINECK**

**Tackles:** 10 vs. NC State (Nov. 21, 2019)  
**Solo Tackles:** 5 vs. NC State (Nov. 21, 2019)  
**Tackles for Loss:** 3.0 vs. Kennesaw State (Sept. 11, 2021)  
**Sacks:** 2.0 vs. Duke (Nov. 28, 2020)  
**Forced Fumbles:** 2 vs. Kennesaw State (Sept. 11, 2021)  
**Fumbles Recovered:** 1, 3x - last vs. Kennesaw State (Sept. 11, 2021)  
**Pass Breakups:** 1 vs. No. 14 UCF (Sept. 19, 2020)

**KALEB EDWARDS**

**Tackles:** 3 at Duke (Oct. 9, 2021)  
**Solo Tackles:** 3 at Duke (Oct. 9, 2021)

**AYINDE ELEY**

**Tackles:** 16 vs. Virginia Tech (Oct. 30, 2021)  
**Solo Tackles:** 9 vs. Virginia Tech (Oct. 30, 2021)  
**Tackles for Loss:** 1.0 vs. Virginia Tech (Oct. 30, 2021)

**JAHYMYR GIBBS**

**Rushing Attempts:** 20 vs. Northern Illinois (Sept. 4, 2021)  
**Rushing Yards:** 132 at Virginia (Oct. 23, 2021)  
**Rushing TDs:** 2 vs. Duke (Nov. 28, 2020)  
**Longest Rush:** 71 at Virginia (Oct. 23, 2021)  
**Receptions:** 6 vs. Pitt (Oct. 2, 2021)  
**Receiving Yards:** 125 vs. Pitt (Oct. 2, 2021)  
**Receiving TDs:** 1, 3x - last at Louisville (Oct. 9, 2020)  
**Longest Reception:** 77 at Duke (Oct. 9, 2021)  
**Kick Returns:** 3 at Syracuse (Sept. 26, 2020)  
**Kick Return Yards:** 93 vs. No. 14 UCF (Sept. 19, 2020)  
**Longest Kick Return:** 75 vs. No. 14 UCF (Sept. 19, 2020)

**JAMIOUS GRIFFIN**

**Rushing Attempts:** 15 at Syracuse (Sept. 26, 2020)  
**Rushing Yards:** 54 at Syracuse (Sept. 26, 2020)  
**Longest Rush:** 35 vs. Pitt (Dec. 10, 2020)  
**Rushing TDs:** 1, twice - last at Louisville (Oct. 9, 2020)  
**Receptions:** 2 vs. No. 14 UCF (Sept. 19, 2020)  
**Receiving Yards:** 38 vs. No. 14 UCF (Sept. 19, 2020)  
**Longest Reception:** 25 vs. No. 14 UCF (Sept. 19, 2020)

**JA'QUON GRIFFIN**

**Tackles:** 5 at Syracuse (Sept. 26, 2020)  
**Solo Tackles:** 5 at Syracuse (Sept. 26, 2020)  
**Tackles for Loss:** 1.0, 3x - last at Syracuse (Sept. 26, 2020)  
**Sacks:** 1.0, 3x - last vs. No. 1 Clemson (Oct. 17, 2020)  
**Fumble Recovery:** 1 at Miami (Oct. 19, 2019)

**KEVIN HARRIS**

**Tackles:** 1, 3x - last vs. No. 20 UNC (Sept. 25, 2021)  
**Solo Tackles:** 1, twice - last vs. No. 20 UNC (Sept. 25, 2021)

**PEJE HARRIS**

**Receptions:** 4 vs. Pitt (Dec. 10, 2020)  
**Receiving Yards:** 48 vs. Pitt (Dec. 10, 2020)  
**Receiving TDs:** 1 at Boston College (Oct. 24, 2020)  
**Longest Reception:** 31 at Boston College (Oct. 24, 2020)

**JARED IVEY**

**Tackles:** 5, twice - last at Duke (Oct. 9, 2021)  
**Solo Tackles:** 3 vs. No. 20 UNC (Sept. 25, 2021)  
**Tackles for Loss:** 1.0, 3x - last at No. 6 Clemson (Sept. 18, 2021)  
**Fumbles Forced:** 1 vs. No. 20 UNC (Sept. 25, 2021)

**QUEZ JACKSON**

**Total Tackles:** 16 vs. Virginia Tech (Oct. 30, 2021)  
**Solo Tackles:** 7, twice - last vs. Virginia Tech (Oct. 30, 2021)  
**Tackles for Loss:** 2.0, twice - last vs. No. 20 UNC (Sept. 25, 2021)  
**Sacks:** 1.0, twice - last vs. No. 20 UNC (Sept. 25, 2021)  
**Fumbles Forced:** 1, twice - last at No. 6 Clemson (Sept. 18, 2021)  
**Fumbles Recovered:** 1, 3x - last vs. No. 20 UNC (Sept. 25, 2021)  
**Pass Breakups:** 2 vs. No. 1 Clemson (Oct. 17, 2020)  
**Interceptions:** 1, twice - last vs. Pitt (Dec. 10, 2020)

**KENAN JOHNSON**

**Tackles:** 4 at NC State (Dec. 5, 2020)  
**Solo Tackles:** 4 at NC State (Dec. 5, 2020)  
**Tackles for Loss:** 1.0 at No. 1 Clemson (Aug. 29, 2019)  
**Fumbles Forced:** 1 vs. NC State (Nov. 21, 2019)  
**Pass Breakups:** 1, 3x - last vs. Kennesaw State (Sept. 11, 2021)

**BRUCE JORDAN-SWILLING**

**Rushing Attempts:** 3 vs. No. 1 Clemson (Oct. 17, 2020)  
**Rushing Yards:** 4 at Syracuse (Sept. 26, 2020)  
**Longest Rush:** 4 at Syracuse (Sept. 26, 2020)  
**Tackles:** 11 at Virginia (Nov. 4, 2017)  
**Solo Tackles:** 6 at Virginia (Nov. 4, 2017)  
**Tackles for Loss:** 1.5 at Duke (Oct. 12, 2019)  
**Sacks:** 1.5 at Duke (Oct. 12, 2019)  
**Fumbles Forced:** 1, twice - last at Louisville (Oct. 9, 2020)  
**Fumbles Recovered:** 1, 3x - last at Louisville (Oct. 9, 2020)  
**Interceptions:** 1 at Virginia (Nov. 4, 2017)  
**Pass Breakups:** 1 vs. Pittsburgh (Sept. 23, 2017)  
**Quarterback Hurries:** 1 at No. 7 Clemson (Oct. 28, 2017)  
**Touchdowns:** 1 at Virginia (Nov. 4, 2017) (interception return)

**KYLE KENNARD**

**Tackles:** 4 vs. No. 20 UNC (Sept. 25, 2021)  
**Solo Tackles:** 3 vs. Pitt (Dec. 10, 2020)  
**Tackles for Loss:** 3.0 vs. No. 20 UNC (Sept. 25, 2021)  
**Sacks:** 2.0 vs. No. 20 UNC (Sept. 25, 2021)

**JAYLON KING**

**Tackles:** 7, twice - last at Virginia (Oct. 23, 2021)  
**Solo Tackles:** 6 vs. No. 4 Georgia (Nov. 30, 2019)  
**Tackles for Loss:** 1.0, 3x - last at No. 6 Clemson (Sept. 18, 2021)  
**Pass Breakups:** 1 vs. No. 4 Georgia (Nov. 30, 2019)

**DEMETRIUS KNIGHT II**

**Tackles:** 6 at Duke (Oct. 12, 2019)  
**Solo Tackles:** 1, 4x - last at Duke (Oct. 12, 2019)  
**Tackles for Loss:** 1.0, 3x - last vs. No. 14 UCF (Sept. 19, 2020)  
**Sacks:** 1.0 at Miami (Oct. 19, 2019)  
**Fumbles Forced:** 1, twice - last vs. No. 14 UCF (Sept. 19, 2020)  
**Fumbles Recovered:** 1 vs. No. 20 UNC (Sept. 25, 2021)  
**Pass Breakups:** 1, twice - last at Duke (Oct. 12, 2019)

**DYLAN LEONARD**

**Receptions:** 2 at Virginia (Oct. 23, 2021)  
**Receiving Yards:** 15 at Louisville (Oct. 9, 2020)  
**Longest Reception:** 15 at Louisville (Oct. 9, 2020)

**JOSEPH MACRINA**

**Rushing Attempts:** 2, twice - last vs. Bowling Green, Sept. 29, 2018  
**Rushing Yards:** 8 vs. Alcorn State, Sept. 1, 2018  
**Longest Rush:** 4 yards, twice - last vs. Bowling Green, Sept. 29, 2018)

**JORDAN MASON**

**Rush Attempts:** 22 vs. NC State (Nov. 21, 2019)  
**Rush Yards:** 141, twice - last vs. NC State (Nov. 21, 2019)  
**Rush TDs:** 3 at Virginia Tech (Oct. 25, 2018)  
**Longest Rush:** 48, twice - last vs. Duke (Nov. 28, 2020)  
**Receptions:** 3 vs. USF (Sept. 7, 2019)  
**Receiving Yards:** 37 at Boston College (Oct. 24, 2020)  
**Receiving TDs:** 1 vs. Kennesaw State (Sept. 11, 2021)  
**Longest Reception:** 37 at Boston College (Oct. 24, 2020)

**NATE McCOLLUM**

**Rush Attempts:** 1, twice - last at NC State (Dec. 5, 2020)  
**Rushing Yards:** 7 vs. Duke (Nov. 28, 2020)  
**Receptions:** 3, twice - last at Virginia (Oct. 23, 2021)  
**Receiving Yards:** 49 vs. Pitt (Oct. 2, 2021)  
**Receiving TDs:** 1 vs. Pitt (Oct. 2, 2021)  
**Longest Reception:** 44 vs. Pitt (Oct. 2, 2021)

**KYRIC MCGOWAN**

**Receptions:** 7 at Virginia (Oct. 23, 2021)  
**Receiving Yards:** 91 vs. Kennesaw State (Sept. 11, 2021)  
**Receiving TDs:** 2, twice - last at Virginia (Oct. 23, 2021)  
**Longest Reception:** 39 vs. Kennesaw State (Sept. 11, 2021)

**KALANI NORRIS**

**Receptions:** 2 vs. Kennesaw State (Sept. 11, 2021)  
**Receiving Yards:** 37 at Virginia (Oct. 23, 2021)  
**Receiving TDs:** 1, twice - last at Virginia (Oct. 23, 2021)  
**Longest Reception:** 37 at Virginia (Oct. 23, 2021)

**TOBIAS OLIVER**

**Pass Completions:** 4 at Temple (Sept. 28, 2019)  
**Pass Attempts:** 11 at Temple (Sept. 28, 2019)  
**Pass Yards:** 104 at North Carolina (Nov. 3, 2018)  
**Pass TDs:** 1, twice - last at North Carolina (Nov. 3, 2018)  
**Longest Pass:** 86 at North Carolina (Nov. 3, 2018)  
**Rush Attempts:** 40 at Virginia Tech (Oct. 25, 2018)  
**Rush Yards:** 215 at Virginia Tech (Oct. 25, 2018) (40 Carries)  
**Rush TDs:** 3 at Virginia Tech (Oct. 25, 2018)  
**Longest Rush:** 65 [T-8th], At Louisville, Oct. 05, 2018  
**Receptions:** 4 at Virginia (Nov. 9, 2019)  
**Receiving Yards:** 57 at Virginia (Nov. 9, 2019)  
**Receiving TDs:** 1 vs. NC State (Nov. 21, 2019)  
**Longest Reception:** 37 at Virginia (Nov. 9, 2019)  
**Kick Returns:** 3 vs. Virginia Tech (Nov. 16, 2019)  
**Kick Return Yards:** 96 vs. The Citadel (Sept. 14, 2019)  
**Longest Kick Return:** 52 vs. The Citadel (Sept. 14, 2019)  
**Tackles:** 4 at No. 6 Clemson (Sept. 18, 2021)  
**Solo Tackles:** 2 at Boston College (Oct. 24, 2020)

## CAREER HIGHS

### JOSH ROBINSON

**Tackles:** 2 at Virginia (Oct. 23, 2021)  
**Solo Tackles:** 1, twice - last at Virginia (Oct. 23, 2021)  
**Tackles for Loss:** 1.0 vs. No. 20 UNC (Sept. 25, 2021)

### MALIK RUTHERFORD

**Receptions:** 5 vs. Pitt (Oct. 2, 2021)  
**Receiving Yards:** 62 vs. Pitt (Oct. 2, 2021)  
**Longest Reception:** 24 vs. Pitt (Oct. 2, 2021)

### ADONICAS SANDERS

**Receptions:** 7 at NC State (Dec. 5, 2020)  
**Receiving Yards:** 105 at NC State (Dec. 5, 2020)  
**Longest Reception:** 39 vs. North Carolina (Oct. 5, 2019)  
**Receiving TDs:** 1, 4x - last vs. Virginia Tech (Oct. 30, 2021)

### DAVID SHANAHAN

**Punts:** 7 at No. 6 Clemson (Sept. 18, 2021)  
**Punting Yards:** 274 at No. 6 Clemson (Sept. 18, 2021)  
**Punting Avg.:** 52.7 vs. Northern Illinois (Sept. 4, 2021)  
**Longest Punt:** 71 at Duke (Oct. 9, 2021)

### JEFF SIMS

**Rushing Attempts:** 17 at NC State (Dec. 5, 2020)  
**Rushing Yards:** 128 vs. No. 20 UNC (Sept. 25, 2021)  
**Rushing TDs:** 3 vs. No. 20 UNC (Sept. 25, 2021)  
**Longest Rush:** 50 vs. No. 20 UNC (Sept. 25, 2021)  
**Pass Attempts:** 43 at Virginia (Oct. 23, 2021)  
**Pass Completions:** 26 at Virginia (Oct. 23, 2021)  
**Passing Yards:** 359 vs. Pitt (Oct. 2, 2021)  
**Passing TDs:** 3, twice - last at Duke (Oct. 9, 2021)  
**Longest Pass:** 77 at Duke (Oct. 9, 2021)

### MYLES SIMS

**Tackles:** 5, 3x - last at Duke (Oct. 9, 2021)  
**Solo Tackles:** 5 vs. No. 4 Georgia (Nov. 30, 2019)  
**Tackles for Loss:** 1.0 at NC State (Dec. 5, 2020)  
**Pass Breakups:** 2, twice - last vs. Virginia Tech (Oct. 30, 2021)  
**Fumbles Recovered:** 1 at No. 6 Clemson (Sept. 18, 2021)

### DONTAE SMITH

**Rush Attempts:** 9, twice - last vs. Pitt (Oct. 2, 2021)  
**Rushing Yards:** 82 vs. Kennesaw State (Sept. 11, 2021)  
**Longest Rush:** 36 vs. Duke (Nov. 28, 2020)  
**Rushing TDs:** 2 vs. Duke (Nov. 28, 2020)  
**Receptions:** 2, 3x - last vs. No. 20 UNC (Sept. 25, 2021)  
**Receiving Yards:** 32 at Florida State (Sept. 12, 2020)  
**Longest Reception:** 20 at Florida State (Sept. 12, 2020)  
**Kick Returns:** 3 vs. North Carolina (Oct. 5, 2019)  
**Kick Return Yards:** 77 vs. North Carolina (Oct. 5, 2019)  
**Longest Kick Return:** 31 vs. North Carolina (Oct. 5, 2019)

### TRE SWILLING

**Tackles:** 6, twice - last vs. Duke (Nov. 28, 2020)  
**Solo Tackles:** 4, twice - last vs. Northern Illinois (Sept. 4, 2021)  
**Sacks:** 1.0, twice - last vs. Pitt (Oct. 2, 2021)  
**Tackles for Loss:** 1.0, 4x - last vs. Northern Illinois (Sept. 4, 2021)  
**Interceptions:** 1, twice - last at No. 1 Clemson (Aug. 29, 2019)  
**Longest INT Return:** 41 yards at No. 1 Clemson (Aug. 29, 2019)  
**Fumbles Forced:** 1 vs. Duke (Oct. 13, 2018)  
**Fumbles Recovered:** 1, 3x - vs. Duke (Nov. 28, 2020)  
**Pass Breakups:** 2, 3x - last at Virginia (Nov. 9, 2019)

### AKELO STONE

**Tackles:** 3 vs. Kennesaw State (Sept. 11, 2021)  
**Solo Tackles:** 3 vs. Kennesaw State (Sept. 11, 2021)  
**Tackles for Loss:** 2.0 vs. Kennesaw State (Sept. 11, 2021)  
**Sacks:** 1.0 vs. Duke (Nov. 28, 2020)

### CHARLIE THOMAS

**Tackles:** 12 at No. 6 Clemson (Sept. 18, 2021)  
**Solo Tackles:** 7 vs. USF (Sept. 7, 2019)  
**Sacks:** 2.5 vs. No. 20 UNC (Sept. 25, 2021)  
**Tackles for Loss:** 4.5 vs. No. 20 UNC (Sept. 25, 2021)  
**Interceptions:** 2 vs. Kennesaw State (Sept. 11, 2021)  
**Fumbles Forced:** 1, three times - last vs. The Citadel (Sept. 14, 2019)  
**Fumbles Recovered:** 2 at Louisville (Oct. 5, 2018)  
**Safeties:** 1 at Temple (Sept. 28, 2019)  
**Pass Breakups:** 1, 3x - last vs. NC State (Nov. 21, 2019)

### JUANYEH THOMAS

**Tackles:** 11 at Duke (Oct. 9, 2021)  
**Solo Tackles:** 8 vs. Pitt (Nov. 2, 2019)  
**Tackles for Loss:** 2.0 vs. Pitt (Nov. 2, 2019)  
**Fumbles Forced:** 1, 3x - last vs. Pitt (Dec. 10, 2020)  
**Fumbles Recovered:** 1 vs. Miami (Fla.) (Nov. 10, 2018)  
**Pass Breakups:** 2 at Virginia (Nov. 9, 2019)  
**Interceptions:** 1, 4x - last at Duke (Oct. 9, 2021)  
**Longest Interception Return:** 95 at Louisville (Oct. 5, 2018)  
**Punt Returns:** 3 vs. Alcorn St. (Sept. 1, 2018)  
**Punt Return Yards:** 31 vs. Alcorn St. (Sept. 1, 2018)  
**Longest Punt Return:** 25 vs. Alcorn St. (Sept. 1, 2018)  
**Kick Returns:** 6 at USF (Sept. 8, 2018)  
**Kick Return Yards:** 134 at USF (Sept. 08, 2018)  
**Longest Kick Return:** 100 at No. 5 Georgia (Nov. 24, 2018)

### WESLEY WALKER

**Tackles:** 10 at Duke (Oct. 9, 2021)  
**Solo Tackles:** 5 at Louisville (Oct. 9, 2020)  
**Tackles for Loss:** 1.0, twice - last at NC State (Dec. 5, 2020)  
**Pass Breakups:** 2 vs. No. 14 UCF (Sept. 19, 2020)

### ZAMARI WALTON

**Tackles:** 7 at Florida State (Sept. 12, 2020)  
**Solo Tackles:** 5, twice - last vs. NC State (Nov. 21, 2019)  
**Tackles for Loss:** 1.0 vs. Virginia Tech (Oct. 30, 2021)  
**Sacks:** 1.0 vs. Virginia Tech (Oct. 30, 2021)  
**Pass Breakups:** 2, twice - last at Temple (Sept. 28, 2019)  
**Interceptions:** 1, twice - last vs. No. 1 Clemson (Oct. 17, 2020)  
**Fumbles Recovered:** 1 vs. No. 4 Notre Dame (Oct. 31, 2020)

### JORDAN YATES

**Pass attempts:** 34 at No. 6 Clemson (Sept. 18, 2021)  
**Pass completions:** 20 at No. 6 Clemson (Sept. 18, 2021)  
**Passing Yards:** 254 vs. Kennesaw State (Sept. 11, 2021)  
**Longest Pass:** 53 vs. Northern Illinois (Sept. 4, 2021)  
**Rush Attempts:** 15 at No. 6 Clemson (Sept. 18, 2021)  
**Rushing Yards:** 27 vs. Northern Illinois (Sept. 4, 2021)  
**Longest Rush:** 13 yards vs. Virginia Tech (Nov. 16, 2019)

### SYLVAIN YONDJOUEN

**Tackles:** 4 at Duke (Oct. 12, 2019)  
**Solo Tackles:** 2 at Duke (Oct. 12, 2019)  
**Tackles for Loss:** 1.0, 3x - last at Syracuse (Sept. 26, 2020)

**STARTING LINEUPS, ETC.**

<b>OFFENSIVE STARTERS</b>	<b>QB</b>	<b>RB</b>	<b>WR</b>	<b>WR</b>	<b>WR</b>	<b>TE</b>	<b>LT</b>	<b>LG</b>	<b>C</b>	<b>RG</b>	<b>RT</b>
Northern Illinois	Sims	Gibbs	Carter	McGowan	Sanders	Leonard	Cochran	Cooper	Minihan	Johnson	Pendley
Kennesaw State	Yates	Gibbs	Mason <sup>#</sup>	McGowan	Carter	Leonard	Cochran	Cooper	Minihan	Johnson	Williams
Clemson	Yates	Gibbs	Carter	McGowan	Norris	Leonard	Cochran	Lay III	Minihan	Johnson	Williams
North Carolina	Yates	Gibbs	Carter	McGowan	Norris	Leonard	Cochran	Cooper	Minihan	Johnson	Williams
Pitt	Sims	Gibbs	Carter	McCollum	Norris	Leonard	Cochran	Vaipulu	Minihan	Johnson	Williams
Duke	Sims	Gibbs	Carter	McGowan	Norris	Coco	Cochran	Cooper	Minihan	Johnson	Williams
Virginia	Sims	Gibbs	Carter	McGowan	Sanders	Leonard	Cochran	Vaipulu	Minihan	Lay III	Johnson
Virginia Tech	Sims	Gibbs	Carter	Harris	Sanders	Smith <sup>#</sup>	Cochran	Vaipulu	Minihan	Lay III	Johnson
Miami (Fla.)											
Boston College											
Notre Dame											
Georgia											

<sup>^</sup>WR <sup>\*TE</sup> <sup>RB</sup>

<b>DEFENSIVE STARTERS</b>	<b>DE</b>	<b>DT</b>	<b>DT</b>	<b>DE</b>	<b>LB</b>	<b>LB</b>	<b>S</b>	<b>S</b>	<b>S</b>	<b>CB</b>	<b>CB</b>
Northern Illinois	Domineck	Griffin	Brooks	Ivey	Chimedza <sup>^</sup>	Eley	Walker <sup>(N)</sup>	Carpenter	J. Thomas	Swilling	Walton
Kennesaw State	Domineck	Chimedza	Brooks	Ivey	Eley	Jackson	C. Thomas <sup>(N)</sup>	Carpenter	J. Thomas	Swilling	Oliver
Clemson	Domineck	Brooks	Ivey <sup>#</sup>	Jackson <sup>@</sup>	Eley	C. Thomas	Walker <sup>(N)</sup>	Carpenter	J. Thomas	Swilling	Oliver
North Carolina	Domineck	Brooks	Ivey <sup>#</sup>	Jackson <sup>@</sup>	Eley	Allen <sup>*</sup>	Walker <sup>(N)</sup>	J. King	J. Thomas	Swilling	Oliver
Pitt	Domineck	Brooks	Ivey <sup>#</sup>	Jackson <sup>@</sup>	Eley	C. Thomas	Walker <sup>(N)</sup>	Carpenter	J. Thomas	Swilling	Oliver
Duke	Domineck	Brooks	Ivey <sup>#</sup>	Jackson <sup>@</sup>	Eley	C. Thomas	Walker <sup>(N)</sup>	Carpenter	J. Thomas	Swilling	Oliver
Virginia	Domineck	Brooks	Ivey <sup>#</sup>	Jackson <sup>@</sup>	Eley	C. Thomas	Walker <sup>(N)</sup>	J. King	J. Thomas	Swilling	Sims
Virginia Tech	Robinson	Brooks	Ivey <sup>#</sup>	Jackson <sup>@</sup>	Eley	C. Thomas	Oliver <sup>(N)</sup>	J. King	J. Thomas	Swilling	Walton
Miami (Fla.)											
Boston College											
Notre Dame											
Georgia											

<sup>(N)</sup> = Nickel <sup>^</sup> DL <sup>#</sup> DE <sup>@</sup> LB <sup>\*</sup> Safety

**GAME INFORMATION**

	<b>TECH CAPTAINS</b>	<b>COIN TOSS</b>	<b>GT KO/REC.</b>	<b>GT 1ST OFF. PLAY</b>	<b>GT 1ST POSSESSION</b>	<b>OPP. 1ST POSSESSION</b>	<b>KICKOFF TIME</b>	<b>GAME LENGTH</b>	<b>GT HELMET</b>	<b>GT JERSEY</b>	<b>GT PANTS</b>
Northern Ill.	Johnson, Sims Eley, Thomas	GT	KO	Gibbs rush 6	Downs	Punt	7:35	3:26	Gold	White/Blue	Gold/Blue
Kennesaw St.	Brooks, Carter Swilling, Cochran	KSU	KO	Gibbs rush 26	TD	Punt	12:11	3:12	Gold	White/Gold	Gold/Blue
Clemson	Brooks, Carter Swilling, Cochran	GT	KO	Yates pass 10 Carter	Punt	Punt	3:41	3:35	Gold	White/Gold	White/Blue
North Carolina	Jackson, McGowan Eley, Mason	GT	KO	Yates rush 4	Punt	Punt	7:40	3:24	Gold	Blue/Gold	Blue/Gold
Pitt	Jackson, McGowan Eley, Mason	GT	KO	Sims rush 23	INT	Punt	12:02	3:22	White	Blue/Gold	White/Blue
Duke	Johnson, Cochran Eley, Brooks	GT	KO	Gibbs rush 2	TD	Punt	12:33	3:26	Gold	White/Gold	Gold/Blue
Virginia	Sanders, Sims C. Thomas, J. Thomas	GT	Rec.	Sims pass INC McGowan	TD	Punt	7:35	3:29	Gold	White/Blue	Blue/Gold
Virginia Tech	Yates, Cochran Neuber, Brooks	GT	KO	Smith rush -1	Punt	Punt	12:03	3:11	Gold	Blue/Gold	Blue/Gold
Miami (Fla.)											
Boston College											
Notre Dame											
Georgia											

**TURNOVERS**
**GEORGIA TECH TAKEAWAYS**

<b>NO.</b>	<b>OPP.</b>	<b>QTR</b>	<b>TURNOVER</b>	<b>DEFENDER(S)</b>	<b>LED TO</b>	<b>PTS. OFF</b>
1.	NIU	4	Fumble	W. Walker (F); Q. Jackson (R)	TD	7
2.	KSU	1	Fumble	J. Domineck (F, R)	TD*	7
3.	KSU	3	Interception	C. Thomas	Punt	0
4.	KSU	4	Interception	C. Thomas	TD	7
5.	CLEM	4	Fumble	Q. Jackson (F); M. Sims (R)	Punt	0
6.	UNC	2	Fumble	J. Domineck (F); Q. Jackson (R)	FG	3
7.	UNC	2	Fumble	D. Brooks (F); D. Knight II (R)	FG	3
8.	UNC	4	Fumble	J. Ivey (F); D. Brooks (R)	TD	7
9.	Duke	4	Interception	J. Thomas	End of Game 0	
<b>* Defensive touchdown Points</b>						<b>34</b>

**GEORGIA TECH GIVEAWAYS**

<b>NO.</b>	<b>OPP.</b>	<b>QTR</b>	<b>TURNOVER</b>	<b>OFFENSIVE PLAYER</b>	<b>LED TO</b>	<b>PTS. OFF</b>
1.	NIU	2	Fumble	Jeff Sims	Punt	0
3.	KSU	4	Fumble	Jamious Griffin	Punt	0
4.	CLEM	4	Interception	Jordan Yates	End of Game 0	
5.	PITT	1	Interception	Jeff Sims	TD	7
6.	PITT	1	Interception	Jeff Sims	TD	7*
7.	Duke	1	Interception	Jeff Sims	Downs	0
8.	Duke	2	Interception	Jeff Sims	Missed FG	0
9.	UVA	2	Interception	Jeff Sims	FG	3
10.	VT	3	Fumble	Jeff Sims	FG	3
11.	VT	4	Interception	Jeff Sims	End of Game 0	
<b>* Defensive touchdown Points</b>						<b>20</b>



**DRIVES**

**DRIVE CHART**

DISPLAYED GEORGIA TECH/OPPONENT

	Possessions	TDs	FGs Made	FGs Missed	Fum.	Int.	Safety	Punt	Downs	Half	Game	80+yard Drives	3 and Out
Northern Illinois	12/12	3/3	0/0	3/0	1/1	0/0	0/0	3/7	2/0	0/1	0/1	1/1	2/7
Kennesaw State	12/13	5/2	1/1	0/0	0/1	0/2	0/0	3/7	0/0	1/0	1/0	2/0	3/4
Clemson	11/9	0/2	2/0	0/0	0/1	1/0	0/1	7/4	0/1	0/0	0/0	0/0	3/3
North Carolina	14/13	5/3	3/0	0/1	0/3	0/0	0/0	4/4	0/1	1/0	1/0	1/0	3/1
Pitt	13/13	3/6	0/1	1/0	0/0	2/0	0/0	4/4	3/0	0/1	0/1	0/0	6/2
Duke	15/14	4/3	1/2	0/2	0/0	2/1	0/0	6/5	0/1	1/0	1/0	2/2	5/3
Virginia	13/12	5/6	2/1	0/0	0/0	1/0	0/0	4/2	0/0	1/1	1/0	0/2	1/2
Virginia Tech	11/12	2/2	1/4	0/1	1/0	1/0	0/0	5/4	1/0	0/0	0/1	0/2	2/3
Miami (Fla.)													
Boston College													
Notre Dame													
Georgia													
<b>TOTALS</b>	<b>101/98</b>	<b>27/27</b>	<b>10/9</b>	<b>4/4</b>	<b>2/6</b>	<b>7/3</b>	<b>0/1</b>	<b>34/37</b>	<b>6/4</b>	<b>4/3</b>	<b>4/3</b>	<b>6/7</b>	<b>25/25</b>

**GEORGIA TECH SCORING DRIVES**

	QTR	TD	FG	PLAYERS	PLAY	PL	YDS	TIME
Northern Ill.	2	X		McGowan from Yates	22-yd pass	17	97	6:00
	4	X		Dontae Smith	15-yd rush	5	77	2:23
	4	X		Jordan Yates	4-yd rush	3	25	0:54
Kennesaw St.	1	X		Mason from Yates	6-yd pass	8	81	2:44
	1	X		Jordan Domineck fumble return	70-yd return			5:01
	2		X	Brent Cimaglia	31-yd FG	12	52	4:49
	2	X		McGowan from Yates	4-yd pass	7	48	2:48
	3	X		Norris from Yates	16-yd pass	6	80	2:32
	4	X		McGowan from Yates	39-yd pass	2	44	0:30
Clemson	4	X		Dontae Smith	10-yd rush	4	42	1:46
	2	X		Brent Cimaglia	22-yd FG	14	66	2:47
Clemson	4	X		Brent Cimaglia	22-yd FG	16	70	6:53
	2	X		Brent Cimaglia	34-yd FG	9	64	5:02
North Carolina	2	X		Brent Cimaglia	32-yd FG	4	-4	0:35
	2	X		Jeff Sims	11-yd rush	2	17	0:42
North Carolina	3	X		Jeff Sims	1-yd rush	3	39	0:32
	3	X		Jahmyr Gibbs	4-yd rush	8	81	2:50
	4	X		Carter from Sims	27-yd pass	9	75	4:58
	4	X		Brent Cimaglia	31-yd FG	12	52	7:11
	4	X		Jeff Sims	50-yd rush	2	53	0:51
	Pitt	1	X		McCollum from Sims	44-yd pass	5	75
2		X		Dontae Smith	3-yd rush	6	66	1:48
3		X		Sanders from Sims	4-yd pass	12	75	4:41
Duke	1	X		Gibbs from Sims	77-yd pass	3	82	1:07
	1	X		Jeff Sims	1-yd rush	8	77	3:28
	2	X		Brent Cimaglia	25-yd FG	7	41	2:00
	3	X		McGowan from Sims	18-yd pass	6	75	2:40
Duke	4	X		Sanders from Sims	36-yd pass	6	88	0:51
	1	X		McGowan from Sims	36-yd pass	5	75	1:40
	1	X		Dontae Smith	3-yd rush	12	79	5:05
	2	X		Brent Cimaglia	26-yd FG	13	66	4:59
UVA	3	X		Jahmyr Gibbs	71-yd rush	2	75	0:41
	4	X		Brent Cimaglia	34-yd FG	8	48	3:27
	4	X		Norris from Sims	37-yd pass	8	75	2:34
	4	X		McGowan from Sims	5-yd pass	5	51	0:54
	1	X		McGowan from Sims	26-yd pass	9	75	3:30
	3	X		Brent Cimaglia	37-yd FG	9	52	4:30
VT	3	X		Sanders from Sims	23-yd pass	4	64	1:18

**OPPONENT SCORING DRIVES**

	QTR	TD	FG	PLAYERS	PLAY	PL	YDS	TIME
Northern Ill.	1	X		H. Waylee	35-yd rush	8	74	3:42
	2	X		Joiner from Lombardi	5-yd pass	12	66	5:22
	4	X		Ratkovich from Lombardi	3-yd pass	9	80	2:04
Kennesaw St.	2	X		N. Robertson	31-yd FG	9	46	4:22
	4	X		I. Cousin	54-yd rush	7	75	4:08
	4	X		A. Adeleke from Shepherd	39-yd pass	4	46	1:30
Clemson	1	X		W. Shipley	3-yd rush	8	39	3:15
	4	X		W. Shipley	3-yd rush	12	66	4:29
North Carolina	1	X		S. Howell	23-yd rush	4	40	1:03
	3	X		Morales from Howell	7-yd pass	6	75	1:49
	4	X		Downs from Howell	4-yd pass	8	75	2:33
Pitt	1	X		I. Abanikanda	9-yd rush	7	48	2:14
	1	X		J. Petrishen	33-yd INT Return			
	1	X		Addison from Pickett	11-yd pass	2	58	0:58
	2	X		Mack from Pickett	55-yd pass	2	55	0:15
	2	X		I. Abanikanda	6-yd rush	9	75	3:08
	2	X		Krull from Pickett	16-yd pass	2	45	0:39
Duke	3	X		Carter from Pickett	2-yd pass	11	77	4:49
	4	X		S. Scarton	46-yd FG	12	60	4:56
	1	X		Bobo from Holmberg	37-yd pass	8	79	3:16
	2	X		M. Durant	1-yd rush	12	68	3:56
Duke	3	X		C. Ham	35-yd FG	9	60	3:39
	4	X		Dalmolin from Holmberg	7-yd pass	10	80	3:17
	4	X		C. Ham	22-yd FG	15	80	5:52
UVA	1	X		Kemp from Armstrong	1-yd pass	9	75	3:35
	2	X		Wicks from Armstrong	13-yd pass	7	83	3:30
	2	X		Wicks from Armstrong	77-yd pass	3	82	0:48
	2	X		Farrell	24-yd FG	7	47	2:36
	2	X		Farrell	26-yd FG	11	67	5:91
	3	X		Armstrong	4-yd rush	8	75	3:47
UVA	3	X		Armstrong	14-yd rush	8	48	3:27
	4	X		Henry from Armstrong	20-yd pass	9	96	5:09
	1	X		Turner from Burmeister	69-yd pass	4	86	1:17
	1	X		Robinson from Burmeister	4-yd pass	10	75	4:01
VT	2	X		J. Romo	23-yd FG	7	70	1:54
	2	X		J. Romo	43-yd FG	8	64	1:45
	3	X		J. Romo	34-yd FG	4	0	2:14
	4	X		J. Romo	21-yd FG	12	85	7:01

<b>TOUCHDOWN DRIVES SUMMARY</b>	<b>GT</b>	<b>OPP</b>
Touchdown plays of 20-plus yards	13	10
Touchdown plays of 50-plus yards	4	4
Touchdown drives of 80-plus yards	6	6
Touchdown drives of 90-plus yards	1	1
Touchdown drives of 20 yards or less	1	-
Touchdown drives of 5:00 or more	3	3
Touchdown drives of 7:00 or more	-	-
Touchdown drives of 3:00 or less	19	13
Touchdown drives of 2:00 or less	13	7
Touchdown drives of 1:00 or less	6	4
Touchdown drives of 5 plays or less	12	7
Touchdown drives of 10 plays or more	3	6
Touchdown drives of 1 play	-	-

*does not include special teams or defensive touchdowns*

**BIG PLAYS**
**GEORGIA TECH BIG PLAYS (20+ YARDS)**

NO.	OPPONENT	PLAYER(S)	PLAY	* Touchdown	
				DOWN-DIST.	YDS.
1.	Northern Illinois	Jeff Sims	Rush	1-10	28
2.		Jordan Mason	Rush	3-3	24
3.		Malachi Carter from Jordan Yates	Pass	1-10	53
4.	Kennesaw State	Jordan Domineck	FUM Return		70*
5.		Jahmyr Gibbs	KO Return		42
6.		Kyric McGowan from Jordan Yates	Pass	2-5	39*
7.		Jahmyr Gibbs from Jordan Yates	Pass	1-10	32
8.		Malachi Carter from Jordan Yates	Pass	3-8	30
9.		Dontae Smith	Rush	2-3	29
10.		Jahmyr Gibbs	Rush	1-10	26
11.		Kalani Norris from Jordan Yates	Pass	3-8	20
12.	Clemson	Kyric McGowan from Jordan Yates	Pass	4-11	35
13.		Kyric McGowan from Jordan Yates	Pass	1-10	25
14.		Kyric McGowan from Jordan Yates	Pass	3-10	22
15.	North Carolina	Jeff Sims	Rush	2-7	50*
16.		Jeff Sims	Rush	2-10	38
17.		Demetrius Knight II	FUM Return		37
18.		Jordan Mason	Rush	2-5	29
19.		Jahmyr Gibbs	Rush	1-10	29
20.		Kyric McGowan from Jeff Sims	Pass	1-10	28
21.		Malachi Carter from Jeff Sims	Pass	1-10	27*
22.		Quez Jackson	FUM Return		23
23.	Pitt	Jahmyr Gibbs from Jeff Sims	Pass	1-10	71
24.		Nate McCollum from Jeff Sims	Pass	1-10	44*
25.		Adonias Sanders from Jeff Sims	Pass	1-10	36
26.		Jahmyr Gibbs	KO Return		34
27.		Jahmyr Gibbs	KO Return		28
28.		Malik Rutherford from Jeff Sims	Pass	1-10	24
29.		Jeff Sims	Rush	1-10	23
30.		Jahmyr Gibbs from Jeff Sims	Pass	1-10	20
31.		Malachi Carter from Jeff Sims	Pass	1-10	20
32.		Jahmyr Gibbs	KO Return		20
33.	Duke	Jahmyr Gibbs from Jeff Sims	Pass	3-5	77*
34.		Malachi Carter from Jeff Sims	Pass	3-6	39
35.		Malachi Carter from Jeff Sims	Pass	3-9	39
36.		Adonias Sanders from Jeff Sims	Pass	1-10	37
37.		Adonias Sanders from Jeff Sims	Pass	3-6	36*
38.		Azende Rey	Punt Return		35
39.		Jahmyr Gibbs	KO Return		25
40.		Kalani Norris from Jeff Sims	Pass	1-10	25
41.		Jahmyr Gibbs	KO Return		21
42.	Virginia	Jahmyr Gibbs	Rush	2-6	71*
43.		Jeff Sims	Rush	4-1	38
44.		Kalani Norris from Jeff Sims	Pass	2-10	37*
45.		Kyric McGowan from Jeff Sims	Pass	1-10	36*
46.		Adonias Sanders from Jeff Sims	Pass	3-8	25
47.		Jordan Mason	Rush	2-10	21
48.	Virginia Tech	Jahmyr Gibbs	Rush	1-10	61
49.		Jahmyr Gibbs from Jeff Sims	Pass	3-6	39
50.		Kyric McGowan from Jeff Sims	Pass	4-4	26*
51.		Jahmyr Gibbs	Rush	1-10	23
52.		Adonias Sanders from Jeff Sims	Pass	2-10	23
53.		Jeff Sims	Rush	2-11	21
54.		Kyric McGowan from Jeff Sims	Pass	1-10	21
55.		Adonias Sanders from Jeff Sims	Pass	1-10	20

**OPPONENT BIG PLAYS (20+ YARDS)**

NO.	OPPONENT	PLAYER(S)	PLAY	* Touchdown	
				DOWN-DIST.	YDS.
1.	Northern Illinois	T. Richie from R. Lombardi	Pass	1-10	39
2.	Kennesaw State	I. Cousin	Rush	4-4	54*
3.		Adeleke from Shepherd	Pass	4-3	39*
4.		Farrow from Shepherd	Pass	3-3	22
5.	North Carolina	E. Simmons from S. Howell	Pass	3-18	63
6.		A. Green from S. Howell	Pass	1-10	36
7.		E. Simmons from S. Howell	Pass	1-10	31
8.		S. Howell	Rush	2-7	23*
9.		K. Morales from S. Howell	Pass	2-5	21
10.	Pitt	T. Mack from K. Pickett	Pass	2-10	55*
11.		J. Addison from K. Pickett	Pass	1-10	47
12.		J. Petrishen	FUM Return		33*
13.		T. Mack from K. Pickett	Pass	2-9	31
14.		L. Krull from K. Pickett	Pass	1-10	29
15.		J. Addison from K. Pickett	Pass	2-3	25
16.		S. Jacques-Louis from K. Pickett	Pass	2-5	21
17.		T. Mack from K. Pickett	Pass	4-4	20
18.	Duke	J. Bobo from G. Holmberg	Pass	1-5	37*
19.		J. Calhoun from G. Holmberg	Pass	1-10	36
20.		J. Calhoun from G. Holmberg	Pass	1-10	29
21.		J. Stinson	KO Return		28
22.		J. Calhoun from G. Holmberg	Pass	3-17	26
23.		L. Johnson	INT Return		20
24.		J. Stinson	KO Return		20
25.	Virginia	D. Wicks from B. Armstrong	Pass	3-5	77*
26.		B. Armstrong	Rush	4-8	45
27.		D. Wicks from B. Armstrong	Pass	1-10	28
28.		B. Kemp	KO Return		26
29.		J. Woods from B. Armstrong	Pass	1-10	24
30.		K. Thompson from B. Armstrong	Pass	3-16	23
31.		R. Henry from B. Armstrong	Pass	1-10	20*
32.		J. Woods from B. Armstrong	Pass	1-10	20
33.		K. Thompson	Rush	2-7	20
34.		D. Wicks from B. Armstrong	Pass	2-10	20
35.	Virginia Tech	T. Turner from B. Burmeister	Pass	3-8	69*
36.		T. Turner from B. Burmeister	Pass	3-1	61
37.		N. Gallo from B. Burmeister	Pass	2-7	27
38.		T. Turner from B. Burmeister	Pass	1-10	26
39.		R. Blackshear	Rush	2-8	25
40.		B. Burmeister	Rush	1-10	24

**BIG PLAYS FROM SCRIMMAGE SUMMARY**

RUSH/CATCH	20-29	30-39	40-49	50-59	60-69	70-79	80-89	90-99	TOT
Jahmyr Gibbs	4 (3/1)	2 (0/2)			1 (0/1)	3 (1/2)			10
Kyric McGowan	5 (0/5)	3 (0/3)							8
Malachi Carter	2 (0/2)	3 (0/2)		1 (0/1)					6
Jeff Sims	3 (3/0)	2 (2/0)		1 (1/0)					6
Adonias Sanders	3 (0/3)	3 (0/3)							6
Jordan Mason	3 (3/0)								3
Kalani Norris	2 (0/2)	1 (0/1)							3
Nate McCollum			1 (0/1)						1
Malik Rutherford	1 (0/1)								1
Dontae Smith	1 (1/0)								1
<b>Totals</b>	<b>24 (10/14)</b>	<b>14 (2/12)</b>	<b>1 (0/1)</b>	<b>2 (1/1)</b>	<b>1 (0/1)</b>	<b>3 (1/2)</b>			<b>45</b>
<b>Opponents</b>	<b>19 (4/15)</b>	<b>6 (0/6)</b>	<b>2 (1/1)</b>	<b>1 (0/1)</b>	<b>3 (0/3)</b>	<b>1 (0/1)</b>			<b>32</b>
<b>PASSING</b>	<b>20-29</b>	<b>30-39</b>	<b>40-49</b>	<b>50-59</b>	<b>60-69</b>	<b>70-79</b>	<b>80-89</b>	<b>90-99</b>	<b>TOT</b>
Jeff Sims	10	6	1			2			19
Jordan Yates	4	6		1					11
<b>Totals</b>	<b>14</b>	<b>12</b>	<b>1</b>	<b>1</b>		<b>2</b>			<b>30</b>
<b>Opponents</b>	<b>15</b>	<b>6</b>	<b>1</b>	<b>1</b>	<b>3</b>	<b>1</b>			<b>27</b>



## THE LAST TIME IT HAPPENED ...

## TEAM

	GEORGIA TECH	OPPONENT
<b>Scored 50 Points</b>	Nov. 28, 2020 vs. Duke (56)	Oct. 2, 2021 by Pitt (52)
<b>Scored 50 Points, ACC Game</b>	Nov. 28, 2020 vs. Duke (56)	Oct. 2, 2021 by Pitt (52)
<b>Scored 35 Points, Half</b>	Oct. 5, 2018 at Louisville (35/2nd)	Oct. 2, 2021 by Pitt (42/1st)
<b>Scored 28 Points, Quarter</b>	Sept. 3, 2015 vs. Alcorn State (34/1st)	Oct. 17, 2020 by No. 1 Clemson (2nd/35)
<b>Scored 0 Points</b>	Nov. 16, 2019 vs. Virginia Tech	Sept. 1, 2018 by Alcorn State
<b>Scored 0 Points, Half</b>	Oct. 17, 2020 vs. No. 1 Clemson (2nd)	Sept. 1, 2018 by Alcorn State (2nd)
<b>Overcame 10-Point Deficit, Win</b>	Oct. 9, 2020 vs. Louisville (21-7)	Sept. 8, 2018 by USF (28-38)
<b>Overcame 10-Point Halftime Deficit, Win</b>	Sept. 12, 2020 at Florida State (0-10)	Nov. 30, 2013 by Georgia (20T) (7-20)
<b>40-Point Margin of Victory</b>	Sept. 29, 2018 vs. Bowling Green (63-17)	Oct. 17, 2020 by No. 1 Clemson (73-7)
<b>30-39-Point Margin of Victory</b>	Oct. 5, 2018 at Louisville (66-31)	Oct. 2, 2021 by Pitt (52-21)
<b>Scored 30 Points or more, Loss</b>	Sept. 8, 2018 at USF (38)	Oct. 5, 2018 by Louisville (31)
<b>Scored fewer than 10 Points, Win</b>	Nov. 11, 2006 at North Carolina (7-0)	Dec. 2, 2006 by Wake Forest (9-6)
<b>7 Touchdowns</b>	Nov. 28, 2020 vs. Duke (7)	Oct. 2, 2021 by Pitt (7)
<b>0 Touchdowns</b>	Sept. 18, 2021 at No. 6 Clemson	Sept. 1, 2018 by Alcorn State
<b>5+ Rushing Touchdowns</b>	Oct. 25, 2018 at Virginia Tech (7)	Aug. 29, 2019 by No. 1 Clemson (5)
<b>4+ Passing Touchdowns</b>	Sept. 13, 2014 vs. Georgia Southern (4)	Oct. 23, 2021 by Virginia (4)
<b>Interception Return for TD</b>	Oct. 5, 2018 at Louisville Juanyeh Thomas (95 yards) (Jordan Travis pass)	Oct. 2, 2021 by Pitt (52) John Petrishen (33 yards) (Jeff Sims pass)
<b>Fumble Return for TD</b>	Sept. 11, 2021 vs. Kennesaw St.; Jordan Domineck (70 yards)	Nov. 28, 2020 by Duke; Shaka Heyward (0 yards)
<b>Punt Return for TD</b>	Sept. 10, 2009 vs. Clemson; Jerrard Tarrant (85 yards)	Sept. 23, 2017 by Pittsburgh; Quadree Henderson (80 yards)
<b>Blocked Punt Return for TD</b>	Sept. 27, 1997 vs. Clemson Block by Ajenavi Eziemefe, Djay Jones recovered for TD	Oct. 12, 2019 by Duke Xander Gagnon blocked and Javon Jackson recovered for a TD
<b>Kickoff Return for TD</b>	Nov. 24, 2018 at No. 5 Georgia; Juanyeh Thomas (100-yard return)	Sept. 8, 2018 by USF; Terrence Horne (98 yards) Sept. 8, 2018 by USF; Terrence Horne (97 yards)
<b>2 Non-Offensive TDs</b>	Nov. 8, 2014 at NC State (INT return, fumble return)	Sept. 8, 2018 by USF (2 kickoff returns)
<b>4 Field Goals Made</b>	Dec. 31, 2016 vs. Kentucky (4)	Oct. 30, 2021 by Virginia Tech (4)
<b>3 Field Goals Missed</b>	Sept. 4, 2021 vs. Northern Illinois (3)	Oct. 19, 2019 by Miami (3)
<b>5 Field Goals Attempted</b>	Dec. 31, 2011 vs. Utah (5)	Nov. 17, 2007 by North Carolina (5)
<b>50-yard Field Goal Made</b>	Dec. 31, 2016 vs. Kentucky (Harrison Butker, 52)	Sept. 23, 2017 by Pittsburgh; Alex Kessman (55 yards)
<b>Missed PAT</b>	Oct. 9, 2020 vs. Louisville	Sept. 26, 2020 by Syracuse
<b>Missed more than 1 PAT</b>	Nov. 3, 2012 at Maryland (2)	Nov. 5, 1977 by Notre Dame (2)
<b>Made 2-Point Conversion</b>	Oct. 23, 2021 at Virginia (A. Boyd pass from J. Sims)	Sept. 25, 2021 by No. 20 UNC (C. Baker pass from S. Howell)
<b>Failed 2-Point Conversion</b>	Oct. 23, 2021 at Virginia (PeJe Harris pass failed)	Nov. 21, 2019 by NC State (Devin Leary pass failed)
<b>Two+ 2-Point Conversions Att.</b>	Oct. 23, 2021 at Virginia (2, 1 converted)	Nov. 11, 2017 by No. 17 Virginia Tech (2, 2 failed)
<b>Defensive Extra Point Scored</b>	Oct. 28, 1989 at Duke Ken Swilling 99-yard INT return (Steve Prince pass)	None recorded
<b>Recorded Safety</b>	Sept. 18, 2021 at No. 6 Clemson J. Thomas forced Clemson fumble, fell on in own end zone	Nov. 28, 2020 by Duke GT fumbled a punt return into the endzone
<b>Blocked Field Goal</b>	Oct. 19, 2019 at Miami Antwan Owens blocked T. Davidson's attempt	Sept. 4, 2017 by No. 25/24 Tennessee (20T) Paul Bain blocked Shawn Davis' attempt
<b>Blocked PAT</b>	Sept. 26, 2020 vs. Syracuse (D'Quon Douse)	Oct. 23, 2021 at Virginia (N. Taylor)
<b>Blocked Punt</b>	Nov. 2, 2019 vs. Pitt Jerry Howard, Jr. blocked punt of Kirk Christodoulou	Sept. 25, 2021 by No. 20 North Carolina Giovanni Biggers blocked punt of David Shanahan
<b>Blocked 2 Kicks/Punts</b>	Dec. 30, 2013 vs. Ole Miss (field goal/PAT)	Nov. 4, 1989 by Western Carolina (2 FGAs)
<b>30+ First Downs</b>	Oct. 25, 2018 at Virginia Tech (35)	Oct. 23, 2021 by Virginia (32)
<b>10 (or fewer) First Downs</b>	Oct. 17, 2020 vs. No. 1 Clemson (7)	Sept. 1, 2018 by Alcorn State (9)
<b>500-599 Yards Total Offense</b>	Oct. 23, 2021 at Virginia (570)	Oct. 2, 2021 by Pitt (580)
<b>600+ Yards Total Offense</b>	Sept. 8, 2018 at USF (602)	Oct. 23, 2021 by Virginia (636)
<b>&lt; 200 Yards Total Offense</b>	Nov. 16, 2019 vs. Virginia Tech (134)	Sept. 1, 2018 by Alcorn State (146)
<b>&lt; 100 Yards Total Offense</b>	Nov. 18, 1961 at Alabama (96)	Oct. 9, 2004 by Maryland (82)
<b>300+ Yards Total Offense, Half</b>	Sept. 25, 2021 vs. No. 20 UNC (313/2nd)	Oct. 23, 2021 by Virginia (307/2nd)
<b>&lt; 50 Yards Total Offense, Half</b>	Sept. 22, 2016 vs. No. 5/3 Clemson (22/1st)	Sept. 9, 2017 by Jacksonville State (45/2nd)
<b>90 Offensive Plays</b>	Sept. 4, 2017 vs. No. 25/24 Tennessee (20T) (96)	Oct. 9, 2021 by Duke (91)
<b>50 (or fewer) Offensive Plays</b>	Nov. 2, 2019 vs. Pitt (50)	Oct. 25, 2018 by Virginia Tech (47)
<b>300-399 Yards Rushing</b>	Nov. 28, 2020 vs. Duke (377)	Sept. 14, 2019 by The Citadel (320)
<b>400+ Yards Rushing</b>	Nov. 3, 2018 at North Carolina (461)	Aug. 29, 2019 by No. 1 Clemson (411)
<b>50 Yards (or less) Rushing</b>	Nov. 27, 2004 at Georgia (24)	Sept. 23, 2017 by Pittsburgh (37)
<b>0 Yards (or less) Rushing</b>	1968 (two times – vs. Notre Dame and Navy)	Nov. 2, 2013 by Pittsburgh (-5)
<b>60+ Rushing Attempts</b>	Oct. 25, 2018 at Virginia Tech (78)	Oct. 9, 2021 by Duke (62)
<b>30 (or fewer) Rushing Attempts</b>	Oct. 30, 2021 vs. Virginia Tech (30)	Oct. 23, 2021 by Virginia (30)
<b>25+ Pass Completions</b>	Oct. 23, 2021 at Virginia (27)	Oct. 23, 2021 by Virginia (29)
<b>5 (or fewer) Pass Completions</b>	Nov. 24, 2018 at No. 5 Georgia (5)	Sept. 14, 2019 by The Citadel (1)

**THE LAST TIME IT HAPPENED ...**
**TEAM**

	<b>GEORGIA TECH</b>	<b>OPPONENT</b>
<b>40+ Pass Attempts</b>	Oct. 23, 2021 at Virginia (44)	Oct. 23, 2021 by Virginia (43)
<b>10 (or fewer) Pass Attempts</b>	Nov. 17, 2018 vs. Virginia (OT) (8)	Sept. 14, 2019 by The Citadel (4)
<b>Threw 3 Interceptions</b>	Sept. 26, 2020 vs. Syracuse (4)	Nov. 3, 2018 by North Carolina (3)
<b>300-399 Yards Passing</b>	Oct. 23, 2021 at Virginia (300)	Oct. 23, 2021 by Virginia (396)
<b>400+ Yards Passing</b>	Nov. 10, 2001 at Virginia (486)	Oct. 17, 2020 by No. 1 Clemson (500)
<b>100 (or less) Yards Passing</b>	Nov. 30, 2019 vs. No. 4 Georgia (40)	Sept. 1, 2018 by Alcorn State (69)
<b>Completed 70 Percent of Passes</b>	Sept. 11, 2021 vs. Kennesaw State (.739, 17-of-23)	Oct. 9, 2021 by Duke (.759, 22-of-29)
<b>5+ Fumbles</b>	Oct. 13, 2018 vs. Duke (6)	Oct. 25, 2014 by Pittsburgh (7)
<b>4+ Fumbles Lost</b>	Sept. 23, 2017 vs. Pittsburgh (4)	Nov. 28, 2020 by Duke (4)
<b>5 Turnovers</b>	Sept. 26, 2020 vs. Syracuse (5)	Nov. 28, 2020 by Duke (5)
<b>0 Turnovers</b>	Dec. 5, 2020 at NC State	Dec. 5, 2020 by NC State
<b>10 Penalties</b>	Sept. 18, 2021 at No. 6 Clemson (10)	Oct. 24, 2020 by Boston College (10)
<b>2 (or fewer) Penalties</b>	Sept. 7, 2019 vs. USF (2)	Nov. 30, 2019 by No. 4 Georgia (0)
<b>100+ Penalty Yards</b>	Dec. 5, 2020 at NC State (111)	Oct. 24, 2020 by Boston College (102)
<b>10 (or fewer) Penalty Yards</b>	Oct. 14, 2017 vs. No. 11/10 Miami (6)	Nov. 30, 2019 by No. 4 Georgia (0)
<b>10 Punts</b>	Nov. 30, 2019 vs. No. 4 Georgia (13)	Oct. 11, 2008 by Gardner-Webb (10)
<b>0 Punts</b>	Oct. 5, 2018 at Louisville	Dec. 5, 2009 by Clemson
<b>10 Third-Down Conversions</b>	Dec. 5, 2020 at NC State (10)	Oct. 31, 2020 by No. 4 Notre Dame (10)
<b>2+ Fourth-Down Conversions</b>	Sept. 18, 2021 at No. 6 Clemson (2-of-3)	Oct. 9, 2021 by Duke (2-of-3)
<b>4 Fourth-Down Attempts</b>	Oct. 2, 2021 vs. Pitt (2-of-4)	Sept. 12, 2020 by Florida State (3-of-5)
<b>37:00 or higher TOP</b>	Oct. 25, 2018 at Virginia Tech (42:18)	Nov. 19, 2016 by Virginia (38:37)
<b>15 Tackles for Loss</b>	Sept. 1, 2007 at Notre Dame (19)	None Recorded
<b>10 Sacks</b>	Oct. 9, 1993 vs. Maryland (11)	None Recorded
<b>5 Players to Score TD</b>	Sept. 11, 2021 vs. Kennesaw State (5)	Oct. 2, 2021 by Pitt (6)
<b>4 Players to Rush for TD</b>	Oct. 9, 2020 vs. Louisville (4)	Nov. 10, 2012 by North Carolina (4)
<b>3 Players to Catch TD Pass</b>	Oct. 9, 2021 at Duke (3)	Oct. 2, 2021 by Pitt (4)
<b>2 Players to Throw TD Pass</b>	Oct. 9, 2020 vs. Louisville (2 - Jeff Sims & Ahmarean Brown)	Oct. 17, 2020 by No. 1 Clemson (5 - Trevor Lawrence; 2 - Hunter Helms)
<b>15-Play+ Touchdown Drive</b>	Sept. 18, 2021 at No. 6 Clemson (2x) (16)	Oct. 31, 2020 by No. 4 Notre Dame (15)
<b>8-Minute+ Touchdown Drive</b>	Sept. 30, 2017 vs. North Carolina (8:54)	Oct. 31, 2020 by No. 4 Notre Dame (8:38)
<b>90-Yard+ Touchdown Drive</b>	Sept. 4, 2021 vs. Northern Illinois (97)	Sept. 19, 2020 by No. 14 UCF (90)
<b>1-Play Touchdown Drive</b>	Nov. 3, 2018 at North Carolina (Q. Searcy 86-yd pass from T. Oliver)	Oct. 17, 2020 by No. 1 Clemson (A. Rodgers 83-yd pass from T. Lawrence)
<b>Won an Overtime Game</b>	Oct. 19, 2019 at Miami (OT) (28-21)	Sept. 14, 2019 by The Citadel (OT) (27-24)
<b>Game Won on Final Play</b>	Oct. 24, 2015 vs. Florida State (Lance Austin 78-yard missed FG return)	Sept. 14, 2019 by The Citadel (37-yard FG in overtime)

**BOTH TEAMS COMBINED**

<b>90 Points</b>	Oct. 5, 2018 at Louisville (97) (66-31)
<b>100+ Rushing Attempts</b>	Oct. 9, 2021 at Duke (101)
<b>20 (or fewer) Points</b>	Nov. 28, 2015 vs. Georgia (20) (13-7)
<b>60 (or fewer) Rushing Att.</b>	Sept. 9, 2006 vs. Samford (51)
<b>10 (or fewer) Points</b>	Nov. 11, 2006 at North Carolina (7) (7-0)
<b>700+ Yards Passing</b>	Oct. 2, 2021 by Pitt (758)
<b>50 Points in a Half</b>	Oct. 2, 2021 by Pitt (56)
<b>150 (or fewer) Passing Yds.</b>	Nov. 3, 2012 at Maryland (146)
<b>0 Points in a Half</b>	Nov. 11, 2006 at North Carolina (2nd)
<b>50 Pass Completions</b>	Oct. 23, 2021 at Virginia (56)
<b>30 Points in a Quarter</b>	Nov. 28, 2020 vs. Duke (33/2nd)
<b>20 (or fewer) Completions</b>	Sept. 14, 2019 vs. The Citadel (8)
<b>10+ Touchdowns</b>	Oct. 2, 2021 by Pitt (10)
<b>90 Pass Attempts</b>	Oct. 26, 2002 vs. Virginia (101)
<b>0 Touchdowns</b>	Dec. 2, 2006 vs. Wake Forest
<b>30 (or fewer) Pass Att.</b>	Sept. 14, 2019 vs. The Citadel (17)
<b>5 Touchdowns in a Quarter</b>	Oct. 17, 2020 vs. No. 1 Clemson (5/2nd)
<b>5 Passes Intercepted</b>	Nov. 1, 2007 vs. Virginia Tech (5)
<b>8 Touchdowns in a Half</b>	Oct. 2, 2021 by Pitt (8/1st)
<b>10 Fumbles</b>	Oct. 13, 2018 vs. Duke (10)

<b>6 Field Goals</b>	Nov. 17, 2018 vs. Virginia (OT) (6)
<b>5 Fumbles Lost</b>	Sept. 23, 2017 vs. Pittsburgh (5)
<b>4 Field Goals Missed</b>	Oct. 20, 2012 vs. Boston College (4)
<b>10 Turnovers</b>	Nov. 17, 1990 at Wake Forest (10)
<b>8 Field Goals Att.</b>	Nov. 17, 2007 vs. North Carolina (8)
<b>0 Turnovers</b>	Oct. 15, 2016 vs. Georgia Southern
<b>50 First Downs</b>	Oct. 23, 2021 at Virginia (60)
<b>20 Penalties</b>	Oct. 24, 2020 at Boston College (20)
<b>25 (or fewer) First Downs</b>	Oct. 18, 2008 at Clemson (24) (12-12)
<b>5 (or fewer) Penalties</b>	Nov. 21, 2019 vs. NC State (5)
<b>1,000+ Yards Total Offense</b>	Oct. 23, 2021 at Virginia (1,206)
<b>200 Penalty Yards</b>	Sept. 9, 2000 vs. Florida State (254)
<b>500 Yds (or fewer) Total Off.</b>	Oct. 22, 2011 at Miami (473)
<b>25 (or fewer) Penalty Yards</b>	Oct. 22, 2011 at Miami (15)
<b>160+ Offensive Plays</b>	Sept. 19, 2020 vs. No. 14 UCF (173)
<b>15+ Punts</b>	Nov. 30, 2019 vs. No. 4 Georgia (17)
<b>120 (or fewer) Off. Plays</b>	Nov. 16, 2019 vs. Virginia Tech (117)
<b>0 Punts</b>	Dec. 5, 2009 vs. Clemson
<b>600+ Yards Rushing</b>	Oct. 5, 2018 at Louisville (655)
<b>10 Sacks</b>	Nov. 10, 2007 at Duke (10)
<b>150 (or fewer) Rushing Yds.</b>	Nov. 19, 2005 at Miami (150)

## THE LAST TIME IT HAPPENED ...

## INDIVIDUAL

	GEORGIA TECH	OPPONENT
<b>30+ Rushing Attempts</b>	Oct. 25, 2018 at Virginia Tech, Tobias Oliver (40)	Oct. 9, 2021 by Duke, Mataeo Durant (43)
<b>150-199 Yards Rushing</b>	Oct. 5, 2018 at Louisville, TaQuon Marshall (175)	Oct. 9, 2021 by Duke, Mataeo Durant (152)
<b>200+ Yards Rushing</b>	Oct. 25, 2018 at Virginia Tech, Tobias Oliver (215)	Aug. 29, 2019 by No. 1 Clemson, Travis Etienne (205)
<b>50+ Pass Attempts</b>	Oct. 6, 2005 vs. NC State, Reggie Ball (53)	Oct. 5, 2019 by North Carolina, Sam Howell (51)
<b>40+ Pass Attempts</b>	Oct. 23, 2021 at Virginia, Jeff Sims (44)	Oct. 23, 2021 by Virginia, Brennan Armstrong (43)
<b>25+ Pass Completions</b>	Oct. 23, 2021 at Virginia, Jeff Sims (27)	Oct. 23, 2021 by Virginia, Brennan Armstrong (29)
<b>Threw 3 Interceptions</b>	Sept. 26, 2020 vs. Syracuse, Jeff Sims (4)	Nov. 3, 2018 by North Carolina, Nathan Elliott (3)
<b>300-399 Yards Passing</b>	Oct. 23, 2021 at Virginia, Jeff Sims (300)	Oct. 23, 2021 by Virginia, Brennan Armstrong (396)
<b>400+ Yards Passing</b>	Nov. 10, 2001 at Virginia, George Godsey (486)	Oct. 17, 2020 by No. 1 Clemson, Trevor Lawrence (404)
<b>Rushed &amp; Passed for 100+ Yds.</b>	Sept. 25, 2021 vs. No. 20 UNC, Jeff Sims (128/112)	Oct. 9, 2020 by Louisville, Javian Hawkins (155/229)
<b>Rushed &amp; Received for 100+ Yds.</b>	Nov. 14, 2013 at Clemson Robert Godhigh (126/203)	Oct. 30, 1997 by North Carolina J. Linton (138/137)
<b>300-399 Yards Total Offense</b>	Nov. 4, 2017 at Virginia, TaQuon Marshall (322)	Oct. 14, 2017 by No. 11/10 Miami, Malik Rosier (317)
<b>400+ Yards Total Offense</b>	Oct. 29, 2016 vs. Duke, Justin Thomas (459)	Oct. 6, 2012 by Clemson, Tajh Boyd (460)
<b>10+ Receptions</b>	Oct. 7, 2006 vs. Maryland, Calvin Johnson (10)	Nov. 17, 2018 by Virginia, Olamide Zaccheaus (10)
<b>100-199 Yards Receiving</b>	Oct. 2, 2021 vs. Pitt, Jahmyr Gibbs (125)	Oct. 30, 2021 by Virginia Tech, Tre Turner (187)
<b>200+ Yards Receiving</b>	Oct. 4, 2008 vs. Duke, Demaryius Thomas (230)	Dec. 29, 2005 by Utah, Travis Latendresse (214)
<b>4+ Touchdowns Scored</b>	Sept. 4, 2017 vs. No. 25/24 Tennessee (20T) TaQuon Marshall (5)	Sept. 4, 2017 by No. 25/24 Tennessee (20T) John Kelly (4)
<b>3+ Touchdowns Rushing</b>	Sept. 25, 2021 vs. No. 21/20 North Carolina Jeff Sims (3)	Aug. 29, 2019 by No. 1 Clemson Travis Etienne (3)
<b>3+ Touchdowns Receiving</b>	Sept. 11, 2004 vs. Clemson, Calvin Johnson (3)	Nov. 29, 2008 by Georgia, Mohamed Massaquoi (3)
<b>4+ Touchdowns Passing</b>	Sept. 11, 2021 vs. Kennesaw State, Jordan Yates (4)	Oct. 23, 2021 by Virginia, Brennan Armstrong (4)
<b>Rushing &amp; Receiving TDs</b>	Oct. 24, 2020 at Boston College, Ahmarean Brown (1/1)	Oct. 14, 2017 by No. 11/10 Miami, Travis Homer (1/1)
<b>Rushing &amp; Passing TDs</b>	Oct. 9, 2021 at Duke, Jeff Sims (3/1)	Nov. 16, 2019 by Virginia Tech, Hendon Hooker (1/2)
<b>Passing &amp; Receiving TDs</b>	Nov. 17, 2007 vs. North Carolina Taylor Bennett (1/1)	Nov. 18, 2017 by Duke Shaun Wilson (1/2)
<b>3 Field Goals</b>	Sept. 25, 2021 vs. No. 20/21 North Carolina Brent Cimaglia (3-of-3)	Nov. 18, 2017 by Duke Austin Parker (3-of-3)
<b>4+ Field Goals</b>	Nov. 17, 2018 vs. Virginia Wesley Wells (4-of-4)	Oct. 30, 2021 by Virginia Tech John Parker Romo (4-of-5)
<b>5 Field Goal Attempts</b>	Sept. 1, 2007 vs. Notre Dame Travis Bell (5)	Oct. 30, 2021 by Virginia Tech John Parker Romo (5)
<b>Made a 50-yard Field Goal</b>	Dec. 31, 2016 vs. Kentucky, Harrison Butker (52)	Sept. 23, 2017 by Pittsburgh, Alex Kessman (55)
<b>Attempted a 60-yard Field Goal</b>	Sept. 4, 2021 vs. Northern Illinois Gavin Stewart (60/miss)	Nov. 17, 2007 by North Carolina Connor Barth (63/miss)
<b>10+ Punts</b>	Nov. 30, 2019 vs. No. 4 Georgia, Pressley Harvin III (13)	None recorded
<b>60-69 yard Punt</b>	Sept. 4, 2021 vs. Northern Illinois, David Shanahan (63)	Nov. 4, 2017 by Virginia, Lester Coleman (63)
<b>70-yard+ Punt</b>	Oct. 9, 2021 at Duke David Shanahan (71)	Sept. 4, 2017 by No. 25/24 Tennessee (20T) Trevor Daniel (70)
<b>100+ Punt Return Yards</b>	Aug. 31, 2002 vs. Vanderbilt, Kelley Rhino (110)	None recorded
<b>70-89 yard Punt Return</b>	Sept. 10, 2009 vs. Clemson Jerrard Tarrant (85 TD)	Sept. 23, 2017 by Pittsburgh Quadree Henderson (80 TD)
<b>Punt Return for a Touchdown</b>	Sept. 10, 2009 vs. Clemson, Jerrard Tarrant	Sept. 23, 2017 by Pittsburgh, Quadree Henderson
<b>90-yard+ Kickoff Return</b>	Nov. 24, 2018 at No. 5 Georgia Juanyeh Thomas (100 TD)	Sept. 8, 2018 by USF Terrence Horne (98 TD, 97 TD)
<b>Kickoff Return for a Touchdown</b>	Nov. 24, 2018 at No. 5 Georgia Juanyeh Thomas (100 TD)	Sept. 8, 2018 by USF Terrence Horne (98 TD, 97 TD)
<b>70-yard+ Interception Return</b>	Aug. 31, 2013 vs. Elon, Tyler Marcordes (95)	Nov. 9, 2002 by Florida State, S. Samuels (82 TD)
<b>15+ Tackles</b>	Oct. 30, 2021 vs. Virginia Tech, Ayinde Eley/Quez Jackson (16)	Oct. 13, 2018 by Duke, Joe Giles-Harris (15)
<b>3.0+ Sacks</b>	Nov. 30, 2013 vs. Georgia (20T) Jeremiah Attaochu (4.0)	Oct. 12, 2019 by Duke Victor Dimukeje (3.0)
<b>2+ Interceptions</b>	Sept. 11, 2021 vs. Kennesaw State, Charlie Thomas (2)	Sept. 12, 2020 by Florida State, Asante Samuel (2)
<b>2+ Fumble Recoveries</b>	Oct. 5, 2018 at Louisville, Charlie Thomas (2)	Nov. 21, 2019 by NC State, Larrell Murchison (2)
<b>2+ Forced Fumbles</b>	Sept. 11, 2021 vs. Kennesaw State, Jordan Domineck (2)	Nov. 3, 2018 by North Carolina, Cole Holcomb (3)

## TWO PLAYERS

	GEORGIA TECH	OPPONENT
<b>2 100-yard Rushers</b>	Nov. 28, 2020 vs. Duke Jeff Sims (108) and Jordan Mason (105)	Nov. 28, 2009 by Georgia Washaun Ealey (183) and Caleb King (166)
<b>2 100-yard Receivers</b>	Sept. 10, 2005 vs. North Carolina Damarius Bilbo (131) and Calvin Johnson (114)	Oct. 2, 2021 by Pitt Jordan Addison (117) and Taysir mack (121)
<b>100-yard Rusher/100-yard Receiver</b>	Sept. 8, 2018 TaQuon Marshall (113) and Clinton Lynch (111)	Oct. 9, 2021 by Duke Mataeo Durant (152) and Jalon Calhoun (103)
<b>250 Combined Yards Rushing</b>	Nov. 21, 2019 vs. NC State James Graham and Jordan Mason (270)	Aug. 29, 2019 by No. 1 Clemson Travis Etienne and Lyn-J Dixon (272)
<b>250 Combined Yards Receiving</b>	Jan. 1, 2007 vs. West Virginia Calvin Johnson and James Johnson (254)	Oct. 23, 2021 by Virginia Dontayvion Wicks and Keytaon Thompson (257)
<b>20 Combined Receptions</b>	Nov. 10, 2001 at Virginia Will Glover and Kerry Watkins (21)	Oct. 26, 2013 by Virginia Darius Jennings and Tim Smith (23)

	<b>NORTHERN ILLINOIS</b>	<b>22</b>
	1-0, 0-0	
	<b>GEORGIA TECH</b>	<b>21</b>
	0-1, 0-0	

	<b>KENNESAW STATE</b>	<b>17</b>
	1-1, 0-0	
	<b>GEORGIA TECH</b>	<b>45</b>
	1-1, 0-0	

**Game 1 • Sept. 4, 2021 • Atlanta, Ga. • Bobby Dodd Stadium (33,651)**
**Game 2 • Sept. 11, 2021 • Atlanta, Ga. • Bobby Dodd Stadium (35,195)**
**SCORING SUMMARY**

	1	2	3	4	F
Northern Illinois	7	7	0	8	22
Georgia Tech	0	7	0	14	21

1st	1:56	NIU	H. Waylee 35-yd rush (R. Richardson kick)	NIU 7, GT 0
2nd	10:17	NIU	M. Joiner 5-yd pass from R. Lombardi (R. Richardson kick)	NIU 14, GT 0
2nd	0:47	GT	K. McGoward 22-yd pass from J. Yates (B. Cimaglia kick)	NIU 14, GT 7
4th	7:44	GT	D. Smith 15-yd rush (B. Cimaglia kick)	NIU 14, GT 14
4th	6:32	GT	J. Yates 4-yd rush (B. Cimaglia kick)	NIU 14, GT 21
4th	0:38	NIU	C. Ratkovich 3-yd pass from R. Lombardi (T. Richie pass from R. Lombardi)	NIU 22, GT 21

**TEAM STATISTICS**

	NIU	GT
First Downs.....	15	25
Rushes-Yards.....	42-165	51-271
Passing Yards.....	136	158
Pass Comp-Att-Int.....	11-17-0	16-27-0
Total Offense.....	301	429
Fumbles-Lost.....	1-1	2-1
Penalties-Yards.....	11-82	2-5
Punts-Yards (Avg./Net).....	7-287 (41.0/41.4)	3-158 (52.7/39.3)
Kickoffs-Yards (Avg./Net).....	4-221 (52.2/39.0)	4-259 (64.8/40.0)
Punt Returns (No.-Yds.-TD).....	0-0-0	3-(-3)-0
Kickoff Returns (No.-Yds.-TD).....	0-0-0	4-65-0
Interceptions (No.-Yds.-TD).....	0-0-0	0-0-0
Fumble Returns (No.-Yds.-TD).....	0-0-0	0-0-0
Time of Possession.....	28:55	28:01
Third-Down Conversions.....	5-of-12	9-of-18
Fourth-Down Conversions.....	0-of-0	2-of-4
Red-Zone Scores-Chances.....	2-2	2-3
Sacks By (No.-Yds.).....	4-22	0-0
Field Goals.....	0-0	0-3
Points Off Turnovers.....	0	7

**INDIVIDUAL STATISTICS**

**RUSHING:** GT — Jahmyr Gibbs 20-99; Jordan Mason 15-96; Jeff Sims 6-34; Jordan Yates 9-27; Dontae Smith 1-15.  
 NIU — Harrison Waylee 27-144; Rocky Lombardi 5-23; Clint Ratkovich 7-13; TEAM 2-(-5); Tyrice Tichie 1-(-10).  
**PASSING:** GT — Jordan Yates 12-18-0 135; Jeff Sims 3-8-0 21.  
 NIU — Rocky Lombardi 11-17-0 136.  
**RECEIVING:** GT — Malachi Carter 6-92; Jahmyr Gibbs 3-17; Adonias Sanders 3-9; PeJe' Harris 2-8; Kyric McGowan 3-32.  
 NIU — Clint Ratkovich 3-13; Tyrice Richie 2-64; Miles Joiner 2-6; Messiah Travis 1-20; Harrison Waylee 1-16; Cole Tucker 1-11; Ethan Hampton 1-6.  
**INTERCEPTIONS:** GT — None.  
 NIU — None.  
**FUMBLE RECOVERIES:** GT — Jackson.  
 NIU — Rogers.  
**FORCED FUMBLES:** GT — Walker.  
 NIU — None.  
**TACKLES FOR LOSS:** GT — Swilling 1.0-10.  
 NIU — Tucker 1.0-13; Rayner 1.0-3; Deveaux 1.0-1; Hansen 1.0-1; Opong 1.0-1; O'Malley 0.5-3; Thomas 0.5-2.  
**SACKS:** GT — None.  
 NIU — Tucker 1.0-13; Rayner 1.0-3; O'Malley 0.5-3; Thomas 0.5-2.

**SCORING SUMMARY**

	1	2	3	4	F
Kennesaw State	0	3	0	14	17
Georgia Tech	14	10	7	14	45

1st	8:49	GT	Mason, J. 6 yd pass from Yates, J. (Cimaglia, B. kick)	KSU 0 - GT 7
	3:48	GT	Domineck, J. 70 yd fumble recovery (Cimaglia, B. kick)	KSU 0 - GT 14
2nd	10:30	GT	Cimaglia, B. 31 yd field goal	KSU 0 - GT 17
	6:08	KSU	Robertson,Natha 46 yd field goal	KSU 3 - GT 17
	3:13	GT	McGowan, K. 4 yd pass from Yates, J. (Cimaglia, B. kick)	KSU 3 - GT 24
3rd	12:19	GT	Norris, K. 16 yd pass from Yates, J. (Cimaglia, B. kick)	KSU 3 - GT 31
4th	14:22	GT	McGowan, K. 39 yd pass from Yates, J. (Cimaglia, B. kick)	KSU 3 - GT 38
	10:14	KSU	Cousin,Iaan 54 yd run (Robertson,Natha kick)	KSU 10 - GT 38
	8:41	KSU	Adeleke,Adeolu 39 yd pass from Shepherd,Xavier (Robertson,Natha kick)	KSU 17 - GT 38
	6:53	GT	Smith, Dontae 10 yd run (Cimaglia, B. kick)	KSU 17 - GT 45

**TEAM STATISTICS**

	KSU	GT
First Downs.....	13	20
Rushes-Yards.....	43-161	36-158
Passing Yards.....	111	186
Pass Comp-Att-Int.....	8-20-2	17-23-0
Total Offense.....	272	412
Fumbles-Lost.....	3-1	1-1
Penalties-Yards.....	4-30	5-31
Punts-Yards (Avg./Net).....	7-217 (31.0/31.0)	3-123 (41.0/34.3)
Kickoffs-Yards (Avg./Net).....	2-98 (49.0/29.0)	8-498 (62.2/38.1)
Punt Returns (No.-Yds.-TD).....	0-0-0	0-0-0
Kickoff Returns (No.-Yds.-TD).....	0-0-0	3-54-0
Interceptions (No.-Yds.-TD).....	0-0-0	2-0-0
Fumble Returns (No.-Yds.-TD).....	0-0-0	1-70-1
Time of Possession.....	33:41	26:19
Third-Down Conversions.....	3-of-15	6-of-11
Fourth-Down Conversions.....	2-of-2	0-of-0
Red-Zone Scores-Chances.....	0-0	5-5
Sacks By (No.-Yds.).....	3-28	2-13
Field Goals.....	1-1	1-1
Points Off Turnovers.....	0	14

**INDIVIDUAL STATISTICS**

**RUSHING:** GT — Smith, Dontae 8-82; Gibbs, J. 9-56; Griffin, J. 5-16; Mason, J. 6-11; Beatty, T. 1-1; Yates, J. 7-minus 8.  
 KSU — Cousin,Iaan 3-52; Foster,Isaac 6-45; Daniels,Preston 5-26; Glover,Kyle 8-22; Farrow,Nykeem 3-21; Adeleke,Adeolu 1-7; Smith,Irving 2-3; Shepherd,Xavier 15-minus 22.  
**PASSING:** GT — Jordan Yates 17-23-0 254.  
 KSU — Shepherd,Xavier 8-20-2 111.  
**RECEIVING:** GT — McGowan, K. 6-91; Gibbs, J. 2-44; Carter, M. 2-40; Norris, K. 2-36; Harris, P. 1-19; Smith, Dontae 1-7; McCollum, N. 1-6; Mason, J. 1-6; Leonard, D. 1-5.  
 KSU — Farrow,Nykeem 2-22; Adeleke,Adeolu 1-39; O'Neal,Caleb 1-16; Foster,Isaac 1-12; Hill,Xavier 1-10; Cousin,Iaan 1-6; Haigler,Willi 1-6.  
**INTERCEPTIONS:** GT — Thomas (2).  
 KSU — None.  
**FUMBLE RECOVERIES:** GT — Domineck.  
 KSU — Montgomery.  
**FORCED FUMBLES:** GT — Domineck (2).  
 KSU — Singletary.  
**TACKLES FOR LOSS:** GT — Domineck 3.0-18; Stone 2.0-3; Chimedza 1.0-8; Jackson 1.0-5; Thomas 1.0-2; Ivey 1.0-2.  
 KSU — Moore 1.0-15; Parker 1.0-10; Bell 1.0-3.  
**SACKS:** GT — Chimedza 1.0-8; Domineck 1.0-5.  
 KSU — Moore 1.0-15; Parker 1.0-10; Bell 1.0-3.



	<b>GEORGIA TECH</b>	<b>8</b>
	1-2, 0-1	
	<b>No. 6/6 CLEMSON</b>	<b>14</b>
	2-1, 1-0	

Game 3 • Sept. 18, 2021 • Clemson, S.C. • Memorial Stadium (81,500)

**SCORING SUMMARY**

	1	2	3	4	F
Georgia Tech	0	3	0	5	8
Clemson	7	0	0	7	14

1st	4:37	CLEM	W. Shipley	3 yd rush (B. Potter kick)	GT 0 - CLEM 7
2nd	0:00	GT	B. Cimaglia	22 yd field goal	GT 3 - CLEM 7
4th	8:12	CLEM	W. Shipley	3 yd rush (B. Potter kick)	GT 3 - CLEM 14
	1:19	GT	B. Cimaglia	22 yd field goal	GT 6 - CLEM 14
	0:07	GT	Safety		GT 8 - CLEM 14

**TEAM STATISTICS**

	GT	CLEM
First Downs.....	20	19
Rushes-Yards.....	38-95	41-158
Passing Yards.....	203	126
Pass Comp-Att-Int.....	20-34-1	18-25-0
Total Offense.....	298	284
Fumbles-Lost.....	1-0	4-1
Penalties-Yards.....	10-63	8-66
Punts-Yards (Avg./Net).....	7-274 (39.1/34.7)	4-158 (39.5/40.0)
Kickoffs-Yards (Avg./Net).....	1-65 (65.0/40.0)	4-255 (63.8/45.5)
Punt Returns (No.-Yds.-TD).....	1-(-2)-0	2-11-0
Kickoff Returns (No.-Yds.-TD).....	1-16-0	0-0-0
Interceptions (No.-Yds.-TD).....	0-0-0	1-0-0
Fumble Returns (No.-Yds.-TD).....	0-0-0	0-0-0
Time of Possession.....	30:10	29:50
Third-Down Conversions.....	3-of-15	9-of-15
Fourth-Down Conversions.....	2-of-3	0-of-1
Red-Zone Scores-Chances.....	0-3	2-4
Sacks By (No.-Yds.).....	0-0	4-30
Field Goals.....	2-2	0-0
Points Off Turnovers.....	0	0

**INDIVIDUAL STATISTICS**

**RUSHING:** GT — Gibbs, J. 11-30; Smith, Dontae 3-24; Yates, J. 15-21; Mason, J. 9-20.  
 CLEM — Shipley, Will 21-88; Ulagalelei, DJ 8-46; Pace, Kobe 7-13; Dixon, Lyn-J 5-11.  
**PASSING:** GT — Jordan Yates 20-34-1 203.  
 CLEM — Ulagalelei, DJ 18-25-0 126.  
**RECEIVING:** GT — McGowan, K. 4-82; Carter, M. 4-47; Deveney, D. 4-16; Sanders, A. 3-20; Gibbs, J. 2-17; Smith, Dontae 1-16; Harris, P. 1-3; McCollum, N. 1-2.  
 CLEM — Ross, Justyn 7-61; Ngata, Joseph 2-25; Allen, Davis 2-13; Shipley, Will 2-6; Pace, Kobe 1-17; Taylor, Will 1-5; Ladson Jr., Fran 1-5; Galloway, Braden 1-1; Dixon, Lyn-J 1-minus 7.  
**INTERCEPTIONS:** GT — None.  
 CLEM — Bresee.  
**FUMBLE RECOVERIES:** GT — Sims.  
 CLEM — None.  
**FORCED FUMBLES:** GT — J. Thomas; Jackson.  
 CLEM — None.  
**TACKLES FOR LOSS:** GT — C. Thomas 1.0-7; J. King 1.0-5; Ivey 1.0-2; J. Thomas 1.0-1.  
 CLEM — Bentley 3.0-9; Bresee 2.0-17; Thomas 0.5-6; Simpson 0.5-5; Murphy 0.5-3; Orhororo 0.5-2; Henry 0.5-1.  
**SACKS:** GT — None.  
 CLEM — Bresee 1.5-16; Bentley 1.0-2; Thomas 0.5-6; Simpson 0.5-5; Henry 0.5-1

	<b>No. 21/20 NORTH CAROLINA</b>	<b>22</b>
	2-2, 1-2	
	<b>GEORGIA TECH</b>	<b>45</b>
	2-2, 1-1	

Game 4 • Sept. 25, 2021 • Atlanta, Ga. • Mercedes-Benz Stadium (37,450)

**SCORING SUMMARY**

	1	2	3	4	F
North Carolina	7	0	7	8	22
Georgia Tech	0	13	14	18	45



1st	10:23	UNC	Howell, Sam	23 yd run (Atkins, Grayson kick)	UNC 7 - GT 0
2nd	14:21	GT	Cimaglia, B.	34 yd field goal	UNC 7 - GT 3
	13:34	GT	Cimaglia, B.	32 yd field goal	UNC 7 - GT 6
	2:41	GT	Sims, J.	11 yd run (Cimaglia, B. kick)	UNC 7 - GT 13
3rd	10:53	GT	Sims, J.	1 yd run (Cimaglia, B. kick)	UNC 7 - GT 20
	5:39	GT	Gibbs, J.	4 yd run (Cimaglia, B. kick)	UNC 7 - GT 27
	3:50	UNC	Morales, Kamari	7 yd pass from Howell, Sam (Atkins, Grayson kick)	UNC 14 - GT 27
4th	13:52	GT	Carter, M.	27 yd pass from Sims, J. (Leonard, D. pass from Harris, P.)	UNC 14 - GT 35
	11:19	UNC	Downs, Josh	4 yd pass from Howell, Sam (Baker, Cayden pass from Howell, Sam)	UNC 22 - GT 35
	4:07	GT	Cimaglia, B.	31 yd field goal	UNC 22 - GT 38
	1:13	GT	Sims, J.	50 yd run (Cimaglia, B. kick)	UNC 22 - GT 45

**TEAM STATISTICS**

	UNC	GT
First Downs.....	18	19
Rushes-Yards.....	35-63	43-261
Passing Yards.....	306	133
Pass Comp-Att-Int.....	25-39-0	13-19-0
Total Offense.....	369	394
Fumbles-Lost.....	3-3	0-0
Penalties-Yards.....	7-69	5-40
Punts-Yards (Avg./Net).....	4-188 (47.0/44.2)	4-146 (36.8/32.0)
Kickoffs-Yards (Avg./Net).....	4-195 (48.8/37.5)	9-577 (64.1/41.1)
Punt Returns (No.-Yds.-TD).....	2-18-0	3-11-0
Kickoff Returns (No.-Yds.-TD).....	2-37-0	0-0-0
Interceptions (No.-Yds.-TD).....	0-0-0	0-0-0
Fumble Returns (No.-Yds.-TD).....	0-0-0	2-60-0
Time of Possession.....	30:05	29:55
Third-Down Conversions.....	6-of-14	3-of-11
Fourth-Down Conversions.....	2-of-2	1-of-1
Red-Zone Scores-Chances.....	2-2	1-1
Sacks By (No.-Yds.).....	1-11	8-55
Field Goals.....	0-1	3-3
Points Off Turnovers.....	0	17

**INDIVIDUAL STATISTICS**

**RUSHING:** GT — Sims, J. 10-128; Gibbs, J. 13-64; Mason, J. 8-42; Smith, Dontae 6-28; Yates, J. 4-3; TEAM 2-(-4).  
 UNC — Chandler, Ty 17-48; Howell, Sam 16-8; Jones, D.J. 2-7.  
**PASSING:** GT — Sims, J. 10-13-0 112; Yates, J. 3-6-0 21.  
 UNC — Howell, Sam 25-39-0 306.  
**RECEIVING:** GT — Carter, M. 3-48; McGowan, K. 3-39; Gibbs, J. 2-16; McCollum, N. 2-16; Smith, Dontae 2-1; Norris, K. 1-13.  
 UNC — Downs, Josh 8-53; Morales, Kamari 7-66; Simmons, Emery 3-110; Green, Antoine 2-50; Walston, Garrett 2-11; Jones, D.J. 2-4; Chandler, Ty 1-12.  
**INTERCEPTIONS:** GT — None.  
 UNC — None.  
**FUMBLE RECOVERIES:** GT — Jackson; Brooks; Knight.  
 UNC — None.  
**FORCED FUMBLES:** GT — Ivey; Domineck; Brooks.  
 UNC — None.  
**TACKLES FOR LOSS:** GT — C. Thomas 4.5-19; Kennard 3.0-20; Jackson 2.0-7; Griffin 1.0-13; Ivey 1.0-4; Robinson 1.0-2; Domineck 0.5-6.  
 UNC — Murphy 1.0-11; Vohasek 1.0-4; Gemmel 0.5-2; Morrison 0.5-2; Chapman 0.5-1; Rucker 0.5-1; Collins 0.5-1; Ritzie 0.5-0.  
**SACKS:** GT — C. Thomas 2.5-13; Kennard 2.0-18; Griffin 1.0-13; Ivey 1.0-4; Jackson 1.0-1; Domineck 0.5-6.  
 UNC — Murphy 1.0-11.

	<b>PITT</b>	<b>52</b>
	4-1, 1-0	
	<b>GEORGIA TECH</b>	<b>21</b>
	2-3, 1-2	

Game 5 • Oct. 2, 2021 • Atlanta, Ga. • Bobby Dodd Stadium (36,383)

**SCORING SUMMARY**

	1	2	3	4	F
Pitt	21	21	7	3	52
Georgia Tech	7	7	7	0	21



1st 09:57	PITT	Abanikanda,Isra 9 yd run (Scarton,Sam kick)	PITT 7 - GT 0
09:16	PITT	Petrisheh,John 33 yd 33 yd (Scarton,Sam kick)	PITT 14 - GT 0
07:14	GT	McCollum, N. 44 yd pass from Sims, J. (Cimaglia, B. kick)	PITT 14 - GT 7
01:06	PITT	Addison,Jordan 11 yd pass from Pickett,Kenny (Scarton,Sam kick)	PITT 21 - GT 7
2nd 11:17	PITT	Mack,Taysir 55 yd pass from Pickett,Kenny (Scarton,Sam kick)	PITT 28 - GT 7
09:22	GT	Smith, Dontae 3 yd run (Cimaglia, B. kick)	PITT 28 - GT 14
06:14	PITT	Abanikanda,Isra 6 yd run (Scarton,Sam kick)	PITT 35 - GT 14
03:10	PITT	Krull,Lucas 16 yd pass from Pickett,Kenny (Scarton,Sam kick)	PITT 42 - GT 14
3rd 07:39	PITT	Carter,Daniel 2 yd pass from Pickett,Kenny (Scarton,Sam kick)	PITT 49 - GT 14
02:58	GT	Sanders, A. 4 yd pass from Sims, J. (Cimaglia, B. kick)	PITT 49 - GT 21
4th 10:15	PITT	Scarton,Sam 46 yd field goal	PITT 52 - GT 21

**TEAM STATISTICS**

	PITT	GT
First Downs.....	27	21
Rushes-Yards.....	41-181	31-73
Passing Yards.....	399	359
Pass Comp-Att-Int.....	24-37-0	24-33-2
Total Offense.....	580	432
Fumbles-Lost.....	0-0	0-0
Penalties-Yards.....	6-65	5-55
Punts-Yards (Avg./Net).....	4-172 (43.0/37.0)	4-182 45.5/45.0
Kickoffs-Yards (Avg./Net).....	9-581 (64.6/38.8)	4-260 (65.0/40.0)
Punt Returns (No.-Yds.-TD).....	1-2-0	1-4-0
Kickoff Returns (No.-Yds.-TD).....	0-0-0	3-82-0
Interceptions (No.-Yds.-TD).....	2-33-1	0-0-0
Fumble Returns (No.-Yds.-TD).....	0-0-0	0-0-0
Time of Possession.....	34:40	25:20
Third-Down Conversions.....	6-of-13	2-of-11
Fourth-Down Conversions.....	2-of-2	2-of-4
Red-Zone Scores-Chances.....	5-6	2-4
Sacks By (No.-Yds).....	2-22	1-7
Field Goals.....	1-1	0-1
Points Off Turnovers.....	14	0

**INDIVIDUAL STATISTICS**

**RUSHING:** GT — Smith, Dontae 9-43; Sims, J. 10-38; Mason, J. 2-2; Gibbs, J. 10-minus 10.  
 PITT — Abanikanda,Isra 15-60; Davis,Vincent 13-50; Hammond Jr.,Rod 6-48; Pickett,Kenny 6-21; Jacques-Louis,S 1-2.  
**PASSING:** GT — Sims, J. 24-33-2 359.  
 PITT — Pickett,Kenny 23-36-0 389; Patti,Nick 1-1-0 10.  
**RECEIVING:** GT — Gibbs, J. 6-125; Carter, M. 6-73; Rutherford, M. 5-62; McCollum, N. 3-49; Sanders, A. 3-48; Mason, J. 1-2.  
 PITT — Addison,Jordan 6-117; Mack,Taysir 5-121; Krull,Lucas 2-45; Bartholomew,Gav 2-22; Davis,Vincent 2-21; Abanikanda,Isra 2-15; Jacques-Louis,S 1-21; Barden,Jaylon 1-15; Wayne,Jared 1-10; Bradley,Jaden -10; Carter,Daniel 1-2.  
**INTERCEPTIONS:** GT — None.  
 PITT — Alexandre; Petrisheh.  
**FUMBLE RECOVERIES:** GT — None.  
 PITT — None.  
**FORCED FUMBLES:** GT — None.  
 PITT — None.  
**TACKLES FOR LOSS:** GT — Swilling 1.0-7; Ivey 1.0-4.  
 PITT — Dennis 2.5-17; Morgan 2.0-10; Petrisheh 1.5-0; Camp 1.5-3; Hill 1.0-1; Campbell 0.5-1; Baldonado 0.5-1.  
**SACKS:** GT — Swilling 1.0-7.  
 PITT — Dennis 1.0-14; Morgan 1.0-8.

	<b>GEORGIA TECH</b>	<b>31</b>
	3-3, 2-2	
	<b>DUKE</b>	<b>27</b>
	3-3, 0-2	

Game 6 • Oct. 9, 2021 • Durham, N.C. • Wallace Wade Stadium (11,849)

**SCORING SUMMARY**

	1	2	3	4	F
Georgia Tech	14	3	7	7	31
Duke	7	7	3	10	27

1st 12:23	GT	Gibbs, J. 77 yd pass from Sims, J. (Cimaglia, B. kick)	GT 7 - DUKE 0
6:53	GT	Sims, J. 1 yd run (Cimaglia, B. kick)	GT 14 - DUKE 0
3:31	DUKE	Bobo,Jake 37 yd pass from Holmberg, G. (Ham,Charlie kick)	GT 14 - DUKE 7
2nd 10:42	GT	Cimaglia, B. 25 yd field goal	GT 17 - DUKE 7
6:40	DUKE	Durant,Mataeo 1 yd run (Ham,Charlie kick)	GT 17 - DUKE 13
3rd 9:10	DUKE	Ham,Charlie 35 yd field goal	GT 17 - DUKE 16
6:30	GT	McGowan, K. 18 yd pass from Sims, J. (Cimaglia, B. kick)	GT 24 - DUKE 16
4th 12:33	DUKE	Dalmolin,Nicky 7 yd pass from Holmberg, G. (Ham,Charlie kick)	GT 24 - DUKE 23
5:06	DUKE	Ham,Charlie 22 yd field goal	GT 24 - DUKE 26
0:51	GT	Sanders, A. 36 yd pass from Sims, J. (Cimaglia, B. kick)	GT 31 - DUKE 26

**TEAM STATISTICS**

	GT	DU
First Downs.....	17	27
Rushes-Yards.....	39-143	62-197
Passing Yards.....	297	292
Pass Comp-Att-Int.....	12-25-2	22-29-1
Total Offense.....	440	489
Fumbles-Lost.....	3-0	1-0
Penalties-Yards.....	7-54	6-55
Punts-Yards (Avg./Net).....	6-272 (45.3/39.0)	5-219 (43.8/36.8)
Kickoffs-Yards (Avg./Net).....	6-373 (62.2/39.5)	6-369 (61.5/40.0)
Punt Returns (No.-Yds.-TD).....	1-35-0	2-18-0
Kickoff Returns (No.-Yds.-TD).....	3-59-0	3-61-0
Interceptions (No.-Yds.-TD).....	1-6-0	2-38-0
Fumble Returns (No.-Yds.-TD).....	0-0-0	0-0-0
Time of Possession.....	24:31	35:29
Third-Down Conversions.....	4-of-13	9-of-21
Fourth-Down Conversions.....	0-of-0	2-of-3
Red-Zone Scores-Chances.....	2-3	4-6
Sacks By (No.-Yds).....	1-1	1-7
Field Goals.....	1-1	2-4
Points Off Turnovers.....	0	0

**INDIVIDUAL STATISTICS**

**RUSHING:** GT — Sims, J. 12-55; Smith, Dontae 7-42; Gibbs, J. 14-40; Mason, J. 5-9; TEAM 1-(-3).  
 DU — Durant,Mataeo 43-152; Holmberg,Gunnar 10-30; Calhoun,Jalon 1-7; Robertson,Jonta 1-4; Coleman,Jaylen 2-3; Waters,Jordan 4-2; Moore,Jordan 1-(-1).  
**PASSING:** GT — Sims, J. 12-25-2 297.  
 DU — Holmberg,Gunnar 22-29-1 292.  
**RECEIVING:** GT — Gibbs, J. 3-82; McGowan, K. 3-39; Carter, M. 2-78; Sanders, A. 2-73; Norris, K. 1-25; Harris, P. 1-0.  
 DU — Calhoun,Jalon 5-103; Bobo,Jake 5-92; Robertson,Jonta 5-31; Marwede,Jake 4-33; Garner,Jarett 1-18; Durant,Mataeo 1-8; Dalmolin,Nicky 1-7.  
**INTERCEPTIONS:** GT — J. Thomas.  
 DU — Johnson; Lewis.  
**FUMBLE RECOVERIES:** GT — None.  
 DU — None.  
**FORCED FUMBLES:** GT — C. Thomas.  
 DU — Carter.  
**TACKLES FOR LOSS:** GT — Jackson 2.0-4; Eley 1.5-3; King 1.0-4; C. Thomas 1.0-3; J. Thomas 1.0-1; Lockhart 1.0-1; Kennard 0.5-1.  
 DU — Heyward 1.5-11; Thompson 0.5-3.  
**SACKS:** GT — Eley 0.5-1; Domineck 0.5-0.  
 DU — Heyward 1.0-7.



**GEORGIA TECH** 40

3-4, 2-3



**VIRGINIA** 48

6-2, 4-2

Game 7 • Oct. 23, 2021 • Charlottesville, Va. • Scott Stadium (45,837)

**SCORING SUMMARY**

	1	2	3	4	F
Georgia Tech	13	3	8	16	40
Virginia	7	17	17	7	48

1st 13:20	GT	McGowan, K. 36 yd pass from Sims, J. (Cimaglia, B. kick)	GT 7 - UVA 0
6:28	GT	Smith, Dontae 3 yd run (Cimaglia, B. kick blockd)	GT 13 - UVA 0
2:53	UVA	Kemp, Billy 1 yd pass from Armstrong, Brenn (Farrell, Brendan kick)	GT 13 - UVA 7
2nd 12:54	GT	Cimaglia, B. 26 yd field goal	GT 16 - UVA 7
9:51	UVA	Wicks, Dontayvio 13 yd pass from Armstrong, Brenn (Farrell, Brendan kick)	GT 16 - UVA 14
6:36	UVA	Wicks, Dontayvio 77 yd pass from Armstrong, Brenn (Farrell, Brendan kick)	GT 16 - UVA 21
1:23	UVA	Farrell, Brendan 24 yd field goal	GT 16 - UVA 24
3rd 9:41	UVA	Farrell, Brendan 26 yd field goal	GT 16 - UVA 27
9:00	GT	Gibbs, J. 71 yd run (Boyd, Avery pass from Sims, J.)	GT 24 - UVA 27
5:13	UVA	Armstrong, Brenn 4 yd run (Farrell, Brendan kick)	GT 24 - UVA 34
0:01	UVA	Armstrong, Brenn 14 yd run (Farrell, Brendan kick)	GT 24 - UVA 41
4th 8:59	GT	Cimaglia, B. 34 yd field goal	GT 27 - UVA 41
3:50	UVA	Henry, Ra'Shaun 20 yd pass from Armstrong, Brenn (Farrell, Brendan kick)	GT 27 - UVA 48
1:16	GT	Norris, K. 37 yd pass from Sims, J. (Cimaglia, B. kick)	GT 34 - UVA 48
0:22	GT	McGowan, K. 5 yd pass from Sims, J. (Sims, J. pass failed)	GT 40 - UVA 48

**TEAM STATISTICS**

	GT	UVA
First Downs.....	28	32
Rushes-Yards.....	34-270	30-240
Passing Yards.....	300	396
Pass Comp-Att-Int.....	27-44-1	29-43-0
Total Offense.....	570	636
Fumbles-Lost.....	0-0	0-0
Penalties-Yards.....	3-35	4-38
Punts-Yards (Avg./Net).....	4-152 (38.0/38.0)	2-97 (48.5/45.5)
Kickoffs-Yards (Avg./Net).....	6-384 (64.0/44.8)	9-585 (65.0/40.0)
Punt Returns (No.-Yds.-TD).....	2-6-0	0-0-0
Kickoff Returns (No.-Yds.-TD).....	0-0-0	1-26-0
Interceptions (No.-Yds.-TD).....	0-0-0	1-13-0
Fumble Returns (No.-Yds.-TD).....	0-0-0	0-0-0
Time of Possession.....	28:05	31:55
Third-Down Conversions.....	6-of-13	7-of-11
Fourth-Down Conversions.....	1-of-1	0-0
Red-Zone Scores-Chances.....	4-4	7-7
Sacks By (No.-Yds.).....	1-14	1-7
Field Goals.....	2-2	2-2
Points Off Turnovers.....	0	7

**INDIVIDUAL STATISTICS**

**RUSHING:** GT — Gibbs, J. 13-132; Sims, J. 10-65; Mason, J. 8-58; Smith, Dontae 3-15.  
 UVA — Armstrong, Brennan 12-99; Thompson, Keytao 7-65; Taulapapa, Wayne 8-54; Darrington, Devi 3-22.  
**PASSING:** GT — Sims, J. 26-43-1 300.  
 UVA — Armstrong, Brennan 29-43-0 396.  
**RECEIVING:** GT — McGowan, K. 7-86; Sanders, A. 6-79; McCollum, N. 3-29; Gibbs, J. 3-19; Mason, J. 2-24; Carter, M. 2-17; Leonard, D. 2-9; Norris, K. 1-37.  
 UVA — Thompson, Keytao 9-89; Kemp, Billy 8-50; Wicks, Dontayvio 6-168; Woods, Jelani 3-63; Taulapapa, Wayne 2-6; Henry, Ra'Shaun 1-20.  
**INTERCEPTIONS:** GT — None  
 UVA — Blount  
**FUMBLE RECOVERIES:** GT — None.  
 UVA — None.  
**FORCED FUMBLES:** GT — None  
 UVA — Carter.  
**TACKLES FOR LOSS:** GT — Brooks 1.0-2; C. Thomas 0.5-7; Ivey 0.5-7.  
 UVA — Carter 1.5-5; Brown 1.0-7; King 0.5-1.  
**SACKS:** GT — C. Thomas 0.5-7; Ivey 0.5-7.  
 UVA — Brown 1.0-7.



**VIRGINIA TECH** 26

4-4, 2-2



**GEORGIA TECH** 17

3-5, 2-4

Game 8 • Oct. 39, 2021 • Atlanta, Ga. • Bobby Dodd Stadium (35,543)

**SCORING SUMMARY**

	1	2	3	4	F
Virginia Tech	14	6	3	3	26
Georgia Tech	7	0	10	0	17

1st 9:51	VT	Turner, T. 69 yd pass from Burmeister, B. (Romo kick)	VT 7 - GT 0
6:21	GT	McGowan, K. 26 yd pass from Sims, J. (Cimaglia kick)	VT 7 - GT 7
2:20	VT	Robinson, T. 4 yd pass from Burmeister, B. (Romo kick)	VT 14 - GT 7
2nd 4:51	VT	Romo 23 yd field goal	VT 17 - GT 7
0:01	VT	Romo 43 yd field goal	VT 20 - GT 7
3rd 10:22	GT	Cimaglia 37 yd field goal	VT 20 - GT 10
6:14	VT	Romo 34 yd field goal	VT 23 - GT 10
0:05	GT	Sanders, A. 23 yd pass from Sims, J. (Cimaglia kick)	VT 23 - GT 17
4th 4:21	VT	Romo 21 yd field goal	VT 26 - GT 17

**TEAM STATISTICS**

	VT	GT
First Downs.....	23	16
Rushes-Yards.....	53-237	30-183
Passing Yards.....	254	183
Pass Comp-Att-Int.....	15-25-0	15-26-1
Total Offense.....	491	366
Fumbles-Lost.....	0-0	1-1
Penalties-Yards.....	7-61	7-77
Punts-Yards (Avg./Net).....	4-170 (42.5/44.8)	5-241 (48.2/38.0)
Kickoffs-Yards (Avg./Net).....	7-447 (63.9/44.3)	4-260 (65.0/41.0)
Punt Returns (No.-Yds.-TD).....	2-31-0	2-1-0
Kickoff Returns (No.-Yds.-TD).....	1-21-0	4-62-0
Interceptions (No.-Yds.-TD).....	1-(-5)-0	0-0-0
Fumble Returns (No.-Yds.-TD).....	0-0-0	0-0-0
Time of Possession.....	35:48	24:12
Third-Down Conversions.....	9-of-18	3-of-12
Fourth-Down Conversions.....	1-of-1	1-of-3
Red-Zone Scores-Chances.....	4-4	1-2
Sacks By (No.-Yds.).....	2-16	2-13
Field Goals.....	4-5	1-1
Points Off Turnovers.....	3	0

**INDIVIDUAL STATISTICS**

**RUSHING:** GT — Gibbs, J. 11-113; Sims, J. 11-60; Mason, J. 3-6; Smith, Dontae 5-4.  
 VT — Thomas, M 25-103; Blackshear, R 14-83; Burmeister, B 11-46; Robinson, T 1-5; Turner, Tre 1-4; Team 1-(-4).  
**PASSING:** GT — Sims, J. 15-26-1 183.  
 VT — Burmeister, B 15-25-0 254.  
**RECEIVING:** GT — Sanders, A. 4-64; Gibbs, J. 4-48; McGowan, K. 3-53; Norris, K. 1-7; Leonard, D. 1-6; Coco, J. 1-4; Mason, J. 1-1.  
 VT — Turner, Tre 7-187; Robinson, T 4-27; Blackshear, R 2-5; Gallo, N 1-27; Smith, K 1-8.  
**INTERCEPTIONS:** GT — None  
 VT — Chatman.  
**FUMBLE RECOVERIES:** GT — None.  
 VT — Peoples.  
**FORCED FUMBLES:** GT — None.  
 VT — None.  
**TACKLES FOR LOSS:** GT — Griffin 1.0-7; Walton 1.0-6; Ivey 1.0-5; Eley 1.0-1.  
 VT — Tisdale 2.5-2; Barno 1.0-11; Griffin 1.0-5; Hawkins 1.0-2; Williams 0.5-1.  
**SACKS:** GT — Griffin 1.0-7; Walton 1.0-6.  
 VT — Barno 1.0-11; Griffin 1.0-5.

2021 Georgia Tech Football  
 Georgia Tech Game Results (as of Nov 01, 2021)  
 All games

Date	Opponent	Score	Overall	Conference	Time	Attend
Sep 04, 2021	NORTHERN ILL.	L 21-22	0-1	0-0	03:26	33651
Sep 11, 2021	KENNESAW ST.	W 45-17	1-1	0-0	03:12	35195
* Sep 18, 2021	at Clemson	L 8-14	1-2	0-1	05:27	81500
* Sep 25, 2021	NORTH CAROLINA	W 45-22	2-2	1-1	03:24	37450
* Oct 02, 2021	PITTSBURGH	L 21-52	2-3	1-2	03:22	36383
* Oct 09, 2021	at Duke	W 31-27	3-3	2-2	03:26	11849
* Oct 23, 2021	at Virginia	L 40-48	3-4	2-3	03:29	45837
* Oct 30, 2021	VIRGINIA TECH	L 17-26	3-5	2-4	3:11	35543



2021 Georgia Tech Football  
Georgia Tech Overall Team Statistics (as of Nov 01, 2021)  
All games

Team Statistics	GT	OPP
SCORING	228	228
Points Per Game	28.5	28.5
Points Off Turnovers	38	24
FIRST DOWNS	166	174
Rushing	72	77
Passing	79	86
Penalty	15	11
RUSHING YARDAGE	1454	1395
Yards gained rushing	1660	1595
Yards lost rushing	206	200
Rushing Attempts	302	347
Average Per Rush	4.8	4.0
Average Per Game	181.8	174.4
TDs Rushing	11	10
PASSING YARDAGE	1887	2020
Comp-Att-Int	143-230-7	152-235-3
Average Per Pass	8.2	8.6
Average Per Catch	13.2	13.3
Average Per Game	235.9	252.5
TDs Passing	16	17
TOTAL OFFENSE	3341	3415
Total Plays	532	582
Average Per Play	6.3	5.9
Average Per Game	417.6	426.9
KICK RETURNS: #-Yards	18-338	8-145
PUNT RETURNS: #-Yards	13-52	10-80
INT RETURNS: #-Yards	3-6	7-46
KICK RETURN AVERAGE	18.8	18.1
PUNT RETURN AVERAGE	4.0	8.0
INT RETURN AVERAGE	2.0	7.7
FUMBLES-LOST	7-3	12-6
PENALTIES-Yards	44-360	53-516
Average Per Game	45.0	64.5
PUNTS-Yards	36-1536	37-1515
Average Per Punt	42.7	40.9
Net punt average	37.1	39.0
KICKOFFS-Yards	42-2515	46-2735
Average Per Kick	59.9	59.5
Net kick average	40.4	39.1
TIME OF POSSESSION/Game	28:09	31:04
3RD-DOWN Conversions	36/103	54/120
3rd-Down Pct	35%	45%
4TH-DOWN Conversions	8/16	8/12
4th-Down Pct	50%	67%
SACKS BY-Yards	15-106	18-140
MISC YARDS	0	0
TOUCHDOWNS SCORED	28	28
FIELD GOALS-ATTEMPTS	10-14	10-14
ON-SIDE KICKS	3-3	1-1
RED-ZONE SCORES	(25-31) 81%	(26-30) 87%
RED-ZONE TOUCHDOWNS	(17-31) 55%	(20-30) 67%
PAT-ATTEMPTS	(24-25) 96%	(26-26) 100%
ATTENDANCE	178222	139186
Games/Avg Per Game	5/35644	3/46395
Neutral Site Games		0/0

Score by Quarters	1st	2nd	3rd	4th	OT	Total
Georgia Tech	55	46	53	74	0	228
Opponents	70	61	37	60	0	228

2021 Georgia Tech Football  
Georgia Tech Overall Individual Statistics (as of Nov 01, 2021)  
All games

Rushing	gp-gs	att	gain	loss	net	avg	td	lg	avg/g
Gibbs, J.	8-6	101	563	39	524	5.2	2	71	65.5
Sims, J.	6-3	59	442	62	380	6.4	4	50	63.3
Smith, Dontae	8-0	42	256	3	253	6.0	4	29	31.6
Mason, J.	8-1	56	254	10	244	4.4	0	29	30.5
Yates, J.	5-3	35	128	85	43	1.2	1	12	8.6
Griffin, J.	1-0	5	16	0	16	3.2	0	7	16.0
Beatty, T.	1-0	1	1	0	1	1.0	0	1	1.0
TEAM	7-0	3	0	7	-7	-2.3	0	0	-1.0
Total	8	302	1660	206	1454	4.8	11	71	181.8
Opponents	8	347	1595	200	1395	4.0	10	54	174.4

Passing	gp-gs	effic	comp	att	in	pct	yds	td	lg	avg/g
Sims, J.	6-3	149.21	91	149	6	61.1	1274	11	77	212.3
Yates, J.	5-3	145.67	52	81	1	64.2	613	5	53	122.6
Total	8	147.96	143	230	7	62.2	1887	16	77	235.9
Opponents	8	158.20	152	235	3	64.7	2020	17	77	252.5

Receiving	gp-gs	no.	yds	avg	td	lg	avg/g
McGowan, K.	7-5	29	422	14.6	7	39	60.3
Carter, M.	7-6	25	395	15.8	1	53	56.4
Gibbs, J.	8-6	25	368	14.7	1	77	46.0
Sanders, A.	8-2	20	293	14.6	3	37	36.6
McCollum, N.	7-1	10	102	10.2	1	44	14.6
Norris, K.	7-3	6	118	19.7	2	37	16.9
Rutherford, M.	2-0	5	62	12.4	0	24	31.0
Harris, P.	7-0	5	30	6.0	0	19	4.3
Mason, J.	8-1	4	32	8.0	1	17	4.0
Smith, Dontae	8-0	4	24	6.0	0	16	3.0
Leonard, D.	6-5	4	20	5.0	0	7	3.3
Deveney, D.	2-0	4	16	4.0	0	7	8.0
Coco, J.	4-0	1	4	4.0	0	4	1.0
Robinson, J.	8-0	1	1	1.0	0	1	0.1
Total	8	143	1887	13.2	16	77	235.9
Opponents	8	152	2020	13.3	17	77	252.5

Punt Returns	no.	yds	avg	td	lg
Rey, A.	9	43	4.8	0	35
McGowan, K.	4	9	2.2	0	5
Total	13	52	4.0	0	35
Opponents	10	80	8.0	0	24

Interceptions	no.	yds	avg	td	lg
Thomas, C.	2	0	0.0	0	0
Thomas, Jua.	1	6	6.0	0	6
Total	3	6	2.0	0	6
Opponents	7	46	6.6	0	26

Kick Returns	no.	yds	avg	td	lg
Gibbs, J.	15	323	21.5	0	42
McGowan, K.	1	3	3.0	0	3
Carter, M.	1	4	4.0	0	4
Griffin, J.	1	8	8.0	0	8
Total	18	338	18.8	0	42
Opponents	8	145	18.1	0	28

Fumble Returns	no.	yds	avg	td	lg
Domineck, J.	1	70	70.0	1	70
Knight II, D.	1	37	37.0	0	37
Jackson, Q.	1	23	23.0	0	23
Total	3	130	43.3	1	70
Opponents	1	33	33.0	1	33

2021 Georgia Tech Football  
Georgia Tech Overall Individual Statistics (as of Nov 01, 2021)  
All games

Scoring	td	fg	PAT				dx	saf	pts
			kick	rush	rcv	pass			
Cimaglia, B.	-	10-13	24-25	-	-	-	-	-	54
McGowan, K.	7	-	-	-	-	-	-	-	42
Sims, J.	4	-	-	-	-	1-1	-	-	24
Smith, Dontae	4	-	-	-	-	-	-	-	24
Gibbs, J.	3	-	-	-	-	-	-	-	18
Sanders, A.	3	-	-	-	-	-	-	-	18
Norris, K.	2	-	-	-	-	-	-	-	12
Yates, J.	1	-	-	-	-	-	-	-	6
Mason, J.	1	-	-	-	-	-	-	-	6
McCollum, N.	1	-	-	-	-	-	-	-	6
Carter, M.	1	-	-	-	-	-	-	-	6
Domineck, J.	1	-	-	-	-	-	-	-	6
Leonard, D.	-	-	-	-	1	-	-	-	2
TEAM	-	-	-	-	-	-	1	-	2
Boyd, Avery	-	-	-	-	1	-	-	-	2
Stewart, G.	-	0-1	-	-	-	-	-	-	0
Harris, P.	-	-	-	-	-	1-2	-	-	0
Total	28	10-14	24-25	-	2	2-3	-	1	228
Opponents	28	10-14	26-26	-	2	2-2	-	-	228

Total Offense	g	plays	rush	pass	total	avg/g
Sims, J.	6	208	380	1274	1654	275.7
Yates, J.	5	116	43	613	656	131.2
Gibbs, J.	8	101	524	0	524	65.5
Smith, Dontae	8	42	253	0	253	31.6
Mason, J.	8	56	244	0	244	30.5
Griffin, J.	1	5	16	0	16	16.0
Beatty, T.	1	1	1	0	1	1.0
TEAM	7	3	-7	0	-7	-1.0
Total	8	532	1454	1887	3341	417.6
Opponents	8	582	1395	2020	3415	426.9

Field Goals	fg	pct.	01-19	20-29	30-39	40-49	50-99	lg	blk
Cimaglia, B.	10-13	76.9	0-0	4-4	6-6	0-2	0-1	37	1
Stewart, G.	0-1	0.0	0-0	0-0	0-0	0-0	0-1	0	1

FG Sequence	Georgia Tech	Opponents
Northern Ill.	43,51,60	-
Kennesaw St.	(31)	(46)
Clemson	(22),(22)	-
North Carolina	(34),(32),(31)	53
Pittsburgh	40	(46)
Duke	(25)	42,(35),31,(22)
Virginia	(26),(34)	(24),(26)
Virginia Tech	(37)	(23),(43),(34),53,(21)

Punting	no.	yds	avg	lg	tb	fc	i2050+	blk	
Shanahan, D.	35	1534	43.9	71	6	10	7	9	0
TEAM	1	0	0.0	0	0	0	0	0	1
Total	36	1534	42.7	71	6	10	7	9	1
Opponents	37	1514	40.9	52	1	18	14	8	0

Kickoffs	no.	yds	avg	tb	ob	retn	net ydIn	
Stewart, G.	41	245	59.9	27	0			
Kelley, J.	1	61	61.0	0	0			
Total	42	251	59.9	27	0	18	140.4	24
Opponents	46	273	59.5	24	1	18	839.1	25

Numbers in (parentheses) indicate field goal was made.

2021 Georgia Tech Football  
 Georgia Tech Overall Individual Statistics (as of Nov 01, 2021)  
 All games

All Purpose	g	rush	rcv	pr	kr	ir	total	avg/g
Gibbs, J.	8	524	368	0	323	0	1215	151.9
McGowan, K.	7	0	422	9	3	0	434	62.0
Carter, M.	7	0	395	0	4	0	399	57.0
Sims, J.	6	380	0	0	0	0	380	63.3
Sanders, A.	8	0	293	0	0	0	293	36.6
Smith, Donta	8	253	24	0	0	0	277	34.6
Mason, J.	8	244	32	0	0	0	276	34.5
Norris, K.	7	0	118	0	0	0	118	16.9
McCollum, N.	7	0	102	0	0	0	102	14.6
Rutherford, M	2	0	62	0	0	0	62	31.0
Rey, A.	7	0	0	43	0	0	43	6.1
Yates, J.	5	43	0	0	0	0	43	8.6
Harris, P.	7	0	30	0	0	0	30	4.3
Griffin, J.	1	16	0	0	8	0	24	24.0
Leonard, D.	6	0	20	0	0	0	20	3.3
Deveney, D.	2	0	16	0	0	0	16	8.0
Thomas, Jua.	8	0	0	0	0	6	6	0.8
Coco, J.	4	0	4	0	0	0	4	1.0
Robinson, J.	8	0	1	0	0	0	1	0.1
Beatty, T.	1	1	0	0	0	0	1	1.0
TEAM	7	-7	0	0	0	0	-7	-1.0
Total	8	1454	1887	52	338	6	3737	467.1
Opponents	8	1395	2020	80	145	46	3686	460.8

2021 Georgia Tech Football  
Georgia Tech Overall Defensive Statistics (as of Nov 01, 2021)  
All games

#	Defensive Leaders	gp-gs	Tackles				tfl/yds	Sacks no-yds	Pass defense			Fumbles		blkd	
			ua	a	tot	int-yds			brup	qbh	rcv-yds	ff	kick	saf	
4Q	Jackson, Q.	8-4	37	45	82	5.0-23	1.0-1	.	.	1	2-23	1	.	.	
1E	Eley, A.	8-5	36	40	76	2.5-4	0.5-1	.	.	3	.	.	.	.	
25	Thomas, C.	8-3	30	29	59	8.0-37	3.0-20	2-0	.	3	1-0	1	.	.	
1	Thomas, Jua.	8-5	27	29	56	2.0-3	.	1-6	3	.	.	1	.	.	
13	Walker, W.	8-5	19	20	39	.	.	.	.	.	.	1	.	.	
2	Carpenter, T.	8-3	23	14	37	.	.	.	2	.	.	.	.	.	
14	King, J.	8-2	17	12	29	2.0-9	.	.	1	.	.	.	.	.	
4J	Domineck, J.	7-5	12	15	27	4.0-16	2.0-11	.	.	1	1-70	3	.	.	
15	Ivey, J.	8-6	13	11	24	6.0-24	1.5-11	.	.	3	.	1	.	.	
0	Brooks, D.	8-6	10	13	23	1.0-2	.	.	.	.	.	1	.	.	
3	Swilling, T.	6-3	12	7	19	2.0-17	1.0-7	.	3	.	.	.	.	.	
16	Sims, M.	7-1	11	2	13	.	.	.	3	.	1-0	.	.	.	
8	Oliver, T.	7-2	4	6	10	.	.	.	1	.	.	.	.	.	
7	Walton, Z.	6-1	7	2	9	1.0-6	1.0-6	.	.	.	.	.	.	.	
3D	Kennard, K.	7-0	2	7	9	3.5-21	2.0-18	.	.	1	.	.	.	.	
22	Edwards, K.	5-0	7	1	8	.	.	.	.	.	.	.	.	.	
8Z	Biggers, Z.	6-0	5	2	7	.	.	.	.	.	.	.	.	.	
5C	Chimedza, T.K.	5-2	4	3	7	1.0-8	1.0-8	.	.	.	.	.	.	.	
95	Griffin, Jaq.	5-0	5	1	6	2.0-20	2.0-20	.	.	.	.	.	.	.	
3Y	Yondjouen, S.	7-0	3	3	6	.	.	.	1	.	.	.	.	.	
1K	Harris, K.	7-0	3	2	5	.	.	.	.	1	.	.	.	.	
94	Lockhart, M.	7-0	1	4	5	1.0-1	.	.	.	.	.	.	.	.	
20	Brooks, M.	8-0	3	2	5	.	.	.	.	.	.	.	.	.	
40	Tatum, T.	6-0	2	2	4	.	.	.	.	.	.	.	.	.	
1	Allen, D.	6-1	3	1	4	.	.	.	.	.	.	.	.	.	
1R	King, R.	5-0	3	1	4	.	.	.	.	.	.	.	.	.	
5S	Long, Cade	7-0	3	1	4	.	.	.	.	.	.	.	.	.	
17	Knight II, D.	8-0	1	2	3	.	.	.	.	.	1-37	.	.	.	
97	Stone, A.	3-0	3	.	3	2.0-3	.	.	.	.	.	.	.	.	
2D	Robinson, J.	8-0	2	1	3	1.0-2	.	.	.	.	.	.	.	.	
24	Johnson, K.	6-0	1	1	2	.	.	.	1	.	.	.	.	.	
8B	McCollum, N.	7-1	2	.	2	.	.	.	.	.	.	.	.	.	
18	Harris, P.	7-0	1	.	1	.	.	.	.	.	.	.	.	.	
9A	Boyd,Avery	4-0	.	1	1	.	.	.	.	.	.	.	.	.	
4C	Collins, N.	4-0	.	1	1	.	.	.	.	.	.	.	.	.	
21	Huff, Jal.	1-0	1	.	1	.	.	.	.	.	.	.	.	.	
3R	Rey, A.	7-0	1	.	1	.	.	.	.	.	.	.	.	.	
29	Jordan-Swilling	5-0	.	1	1	.	.	.	.	.	.	.	.	.	
35	Bryant, S.	1-0	1	.	1	.	.	.	.	.	.	.	.	.	
TM	TEAM	7-0	.	.	.	.	.	.	.	.	.	.	.	1	
90	Scott, M.	7-0	.	.	.	.	.	.	.	1	.	.	.	.	
Total		8	315	282	597	44-196	15-106	3-6	15	14	6-130	9	.	1	
Opponents		8	275	270	545	43-208	18-140	7-46	21	24	3-33	4	3	.	

2021 Georgia Tech Football  
 Georgia Tech Passing Game-by-Game (as of Nov 01, 2021)  
 All games

#10 Sims, J.	Comp	Att	Int	Pct	Yards	TD	Long	Sacked	Effic
Northern Ill.	4	9	0	44.4	23	0	13	2-6	65.91
North Carolina	10	13	0	76.9	112	1	28	0-0	174.68
Pittsburgh	24	33	2	72.7	359	2	71	2-22	171.99
Duke	12	25	2	48.0	297	3	77	1-7	171.39
Virginia	26	43	1	60.5	300	3	37	1-7	137.44
Virginia Tech	15	26	1	57.7	183	2	39	2-13	134.51
TOTALS	91	149	6	61.1	1274	11	77	8-55	149.21

#1Q Yates, J.	Comp	Att	Int	Pct	Yards	TD	Long	Sacked	Effic
Northern Ill.	12	18	0	66.7	135	1	53	2-16	148.00
Kennesaw St.	17	23	0	73.9	254	4	39	3-28	224.07
Clemson	20	34	1	58.8	203	0	35	4-30	103.09
North Carolina	3	6	0	50.0	21	0	13	1-11	79.40
TOTALS	52	81	1	64.2	613	5	53	10-85	145.67



2021 Georgia Tech Football  
 Georgia Tech Total Tackles Game-by-Game (as of Nov 01, 2021)  
 All games

Total Tackles	UA-A	Total HUSKIE	KSU	CLEMS	UNC	PITT	DUKE	UVA	VIS	
Jackson, Q.	37-45	82	4-3	3-7	3-4	10-0	4-10	5-7	1-5	7-9
Eley, A.	36-40	76	8-3	3-7	5-2	4-1	1-7	6-8	0-5	9-7
Thomas, C.	30-29	59	3-4	2-3	4-8	8-1	3-2	2-8	4-2	4-1
Thomas, Jua.	27-29	56	4-3	3-0	2-5	3-3	4-4	4-7	5-3	2-4
Walker, W.	19-20	39	3-2	0-1	3-2	1-0	1-4	3-7	6-1	2-3
Carpenter, T.	23-14	37	0-3	-	9-4	3-0	2-2	2-2	3-2	4-1
King, J.	17-12	29	-	3-3	1-0	4-0	1-1	4-3	3-4	1-1
Domineck, J.	12-15	27	1-1	4-1	0-2	1-2	0-1	2-6	DNP	4-2
Ivey, J.	13-11	24	1-2	1-1	2-0	3-2	2-1	2-3	0-2	2-0
Brooks, D.	10-13	23	0-1	1-4	1-0	1-0	0-2	1-4	4-2	2-0
Swilling, T.	12-7	19	4-1	1-1	DNP	DNP	4-0	2-2	1-1	0-2
Sims, M.	11-2	13	DNP	-	1-0	-	2-1	4-1	2-0	2-0
Oliver, T.	4-6	10	-	1-1	1-3	DNP	2-0	0-1	-	0-1
Kennard, K.	2-7	9	-	0-1	0-1	2-2	0-1	0-1	0-1	DNP
Walton, Z.	7-2	9	2-1	DNP	DNP	1-0	3-0	0-1	-	1-0
Edwards, K.	7-1	8	DNP	DNP	-	DNP	1-1	3-0	1-0	2-0
Chimedza, T.K.	4-3	7	0-2	3-0	DNP	-	DNP	DNP	-	1-1
Biggers, Z.	5-2	7	DNP	1-1	2-0	-	-	1-1	1-0	DNP
Yondjouen, S.	3-3	6	-	-	1-0	1-1	0-1	-	1-1	DNP
Griffin, Jaq.	5-1	6	DNP	DNP	1-0	1-0	-	DNP	-	3-1
Brooks, M.	3-2	5	-	-	1-0	-	-	1-1	1-0	0-1
Lockhart, M.	1-4	5	-	-	1-0	-	-	0-4	-	DNP
Harris, K.	3-2	5	-	0-1	1-0	1-0	-	1-0	0-1	DNP
Allen, D.	3-1	4	-	-	0-1	3-0	-	DNP	-	DNP
Long, Cade	3-1	4	-	-	1-0	1-1	-	1-0	-	DNP
Tatum, T.	2-2	4	1-0	DNP	-	-	0-1	0-1	1-0	DNP
King, R.	3-1	4	DNP	-	DNP	-	3-1	-	-	DNP
Robinson, J.	2-1	3	-	-	-	1-0	-	-	1-1	-
Knight II, D.	1-2	3	-	-	-	1-0	-	-	0-1	0-1
Stone, A.	3-0	3	DNP	3-0	DNP	DNP	-	DNP	-	DNP
McCollum, N.	2-0	2	-	-	-	-	1-0	-	1-0	DNP
Johnson, K.	1-1	2	-	-	-	0-1	DNP	-	1-0	DNP
Huff, Jal.	1-0	1	DNP	DNP	DNP	DNP	DNP	1-0	DNP	DNP
Rey, A.	1-0	1	-	DNP	-	1-0	-	-	-	-
Collins, N.	0-1	1	DNP	DNP	-	DNP	DNP	-	-	0-1
Harris, P.	1-0	1	-	-	-	-	-	1-0	-	DNP
Bryant, S.	1-0	1	1-0	DNP	DNP	DNP	DNP	DNP	DNP	DNP
Jordan-Swilling	0-1	1	DNP	-	-	DNP	-	0-1	-	DNP
Boyd,Avery	0-1	1	DNP	-	DNP	-	DNP	0-1	-	DNP



2021 Georgia Tech Football  
Georgia Tech Team Game-by-Game (as of Nov 01, 2021)  
All games

TEAM STATISTICS

Date	Opponent	Rushing				Receiving				Passing				Kick Returns				Punt Returns				tot off
		no.	yds	td	lg	no.	yds	td	lg	cmp	att	int	yds	td	lg	no.	yds	td	lg	no.	yds	
Sep 04	NORTHERN ILL.	51	271	2	28	16	158	1	53	16-27-0	158	1	53	4	65	0	26	3	-3	0	0	429
Sep 11	KENNESAW ST.	36	158	1	29	17	254	4	39	17-23-0	254	4	39	3	54	0	42	0	0	0	0	412
Sep 18	at Clemson	38	95	0	11	20	203	0	35	20-34-1	203	0	35	1	16	0	16	1	-2	0	0	298
Sep 25	NORTH CAROLINA	43	261	4	50	13	133	1	28	13-19-0	133	1	28	0	0	0	0	3	11	0	5	394
Oct 02	PITTSBURGH	31	73	1	23	24	359	2	71	24-33-2	359	2	71	3	82	0	34	1	4	0	4	432
Oct 09	at Duke	39	143	1	17	12	297	3	77	12-25-2	297	3	77	3	59	0	25	1	35	0	35	440
Oct 23	at Virginia	34	270	2	71	26	300	3	37	26-43-1	300	3	37	0	0	0	0	2	6	0	4	570
Oct 30	VIRGINIA TECH	30	183	0	61	15	183	2	39	15-26-1	183	2	39	4	62	0	25	2	1	0	3	366
Georgia Tech		302	1454	11	71	143	1887	16	77	143-230-7	1887	16	77	18	338	0	42	13	52	0	35	3341
		347	1395	10	54	152	2020	17	77	152-235-3	2020	17	77	8	145	0	28	10	80	0	24	3415

Games: 8 • Avg/rush: 4.8 • Avg/catch: 13.2 • Pass effic: 147.96 • KR avg: 18.8 • PR avg: 4.0 • All purpose avg/game: 467.1 • Total offense

Date	Opponent	Tackles				Sacks no-yds	Fumble		Pass Defense			blkd kick	PAT Attempts			off		
		ua	a	total	tfl-yds		ff	fr-yds	int-yds	qbh	brup		kick	rush	rcv	saf	t/o	pts
Sep 0	NORTHERN ILL.	32	26	58	1.0-10	0.0-0	1	1-0	0-0	2	1	0	3-3	0	0	0	7	21
Sep 1	KENNESAW ST.	29	32	61	10.0-39	2.0-13	2	1-70	2-0	2	2	0	6-6	0	0	0	14	45
Sep 1	at Clemson	40	32	72	3.0-14	0.0-0	2	1-0	0-0	0	0	0	0-0	0	0	1	0	8
Sep 2	NORTH CAROLINA	51	14	65	13.0-71	8.0-55	3	3-60	0-0	3	1	0	4-4	0	1	0	17	45
Oct 02	PITTSBURGH	34	40	74	2.0-11	1.0-7	0	0-0	0-0	2	0	0	3-3	0	0	0	0	21
Oct 09	at Duke	46	70	116	9.0-16	1.0-1	1	0-0	1-6	3	3	0	4-4	0	0	0	0	31
Oct 23	at Virginia	37	32	69	2.0-16	1.0-14	0	0-0	0-0	1	5	0	2-3	0	1	0	0	40
Oct 30	VIRGINIA TECH	46	36	82	4.0-19	2.0-13	0	0-0	0-0	1	3	0	2-2	0	0	0	0	17
Georgia Tech		315	282	597	44.0-196	15.0-103	9	6-130	3-6	14	15	0	24-25	0	2	1	38	228
		275	270	545	43.0-208	18.0-143	4	3-33	7-46	24	21	3	26-26	0	2	0	24	228

Date	Opponent	Punting							Field Goals			Kickoffs						
		no.	yds	avg	long	blkd	tb	fc	50+	i20	md-att	long	blkd	no.	yds	avg	tb	ob
Sep 0	NORTHERN ILL.	3	158	52.7	63	0	2	1	2	0	0-3	0	1	4	235	58.8	3	0
Sep 1	KENNESAW ST.	3	123	41.0	46	0	1	1	0	1	1-1	31	0	8	455	56.9	6	0
Sep 1	at Clemson	7	274	39.1	45	0	1	1	0	1	2-2	22	0	1	65	65.0	1	0
Sep 2	NORTH CAROLINA	4	134	33.5	53	1	0	1	1	0	3-3	34	0	9	507	56.3	4	0
Oct 02	PITTSBURGH	4	182	45.5	54	0	0	2	1	1	0-1	0	1	4	260	65.0	4	0
Oct 09	at Duke	6	272	45.3	71	0	1	1	2	1	1-1	25	0	6	373	62.2	3	0
Oct 23	at Virginia	4	152	38.0	53	0	0	3	1	1	2-2	34	0	6	360	60.0	3	0
Oct 30	VIRGINIA TECH	5	241	48.2	53	0	1	0	2	2	1-1	37	0	4	260	65.0	3	0
Georgia Tech		36	1536	42.7	71	1	6	10	9	7	10-14	37	2	42	2515	59.9	27	0
		37	1515	40.9	52	0	1	18	8	14	10-14	46	0	46	2735	59.5	24	1

2021 Georgia Tech Football  
Georgia Tech Opponent Game-by-Game (as of Nov 01, 2021)  
All games

OPPONENT STATISTICS

Date	Opponent	Rushing				Receiving				Passing				Kick Returns				Punt Returns				tot off		
		no.	yds	td	lg	no.	yds	td	lg	cmp	att	int	yds	td	lg	no.	yds	td	lg	no.	yds		td	lg
Sep 04	NORTHERN ILL.	42	165	1	35	11	136	2	39	11	17	0	136	2	39	0	0	0	0	0	0	0	0	301
Sep 11	KENNESAW ST.	43	154	1	54	8	111	1	39	8	20	2	111	1	39	0	0	0	0	1	0	0	0	265
Sep 18	at Clemson	41	158	2	15	18	126	0	17	18	25	0	126	0	17	0	0	0	0	2	11	0	10	284
Sep 25	NORTH CAROLINA	35	63	1	23	25	306	2	63	25	39	0	306	2	63	2	37	0	19	2	18	0	11	369
Oct 02	PITTSBURGH	41	181	2	18	24	399	4	55	24	37	0	399	4	55	0	0	0	0	1	2	0	2	580
Oct 09	at Duke	62	197	1	11	22	292	2	37	22	29	1	292	2	37	3	61	0	28	2	18	0	12	489
Oct 23	at Virginia	30	240	2	45	29	396	4	77	29	43	0	396	4	77	2	26	0	26	0	0	0	0	636
Oct 30	VIRGINIA TECH	53	237	0	25	15	254	2	69	15	25	0	254	2	69	1	21	0	21	2	31	0	24	491
Opponents		347	1395	10	54	152	2020	17	77	152	235	3	2020	17	77	8	145	0	28	10	80	0	24	3415
		302	1454	11	71	143	1887	16	77	143	230	7	1887	16	77	18	338	0	42	13	52	0	35	3341

Games: 8 • Avg/rush: 4.0 • Avg/catch: 13.3 • Pass effic: 158.20 • KR avg: 18.1 • PR avg: 8.0 • All purpose avg/game: 460.8 • Total offense

Date	Opponent	Tackles				Sacks no-yds	Fumble		Pass Defense			blkd kick	PAT Attempts			off		
		ua	a	total	tfl-yds		ff	fr-yds	int-yds	qbh	brup		kick	rush	rcv	saf	t/o	pts
Sep 0	NORTHERN ILL.	52	32	84	6.0-24	4.0-22	1	1-0	0-0	4	2	1	2-2	0	1	0	0	22
Sep 1	KENNESAW ST.	32	30	62	3.0-28	3.0-28	1	1-0	0-0	2	2	0	2-2	0	0	0	0	17
Sep 1	at Clemson	36	38	74	8.0-44	4.0-30	0	0-0	1-0	7	3	0	2-2	0	0	0	0	14
Sep 2	NORTH CAROLINA	36	32	68	5.0-22	1.0-11	0	0-0	0-0	0	3	1	2-2	0	1	0	0	22
Oct 02	PITTSBURGH	33	36	69	10.0-42	2.0-22	0	0-33	2-0	3	2	1	7-7	0	0	0	14	52
Oct 09	at Duke	24	40	64	2.0-14	1.0-7	1	0-0	2-38	2	4	0	3-3	0	0	0	0	27
Oct 23	at Virginia	37	34	71	3.0-13	1.0-7	0	0-0	1-13	4	5	0	6-6	0	0	0	7	48
Oct 30	VIRGINIA TECH	25	28	53	6.0-21	2.0-16	1	1-0	1-5	2	0	0	2-2	0	0	0	3	26
Opponents		275	270	545	43.0-208	18.0-143	4	3-33	7-46	24	21	3	26-26	0	2	0	24	228
		315	282	597	44.0-196	15.0-103	9	6-130	3-6	14	15	0	24-25	0	2	1	38	228

Date	Opponent	Punting										Field Goals			Kickoffs				
		no.	yds	avg	long	blkd	tb	fc	50+	i20	md-att	long	blkd	no.	yds	avg	tb	ob	
Sep 0	NORTHERN ILL.	7	287	41.0	52	0	0	3	2	2	0-0	0	0	4	221	55.2	0	0	
Sep 1	KENNESAW ST.	7	224	32.0	41	0	0	6	0	1	1-1	46	0	3	109	36.3	0	0	
Sep 1	at Clemson	4	158	39.5	46	0	0	2	0	3	0-0	0	0	4	248	62.0	2	0	
Sep 2	NORTH CAROLINA	4	188	47.0	50	0	0	1	2	2	0-1	0	0	4	195	48.8	3	1	
Oct 02	PITTSBURGH	4	172	43.0	52	0	1	2	1	1	1-1	46	0	9	581	64.6	6	0	
Oct 09	at Duke	5	219	43.8	50	0	0	2	1	3	2-4	35	0	6	349	58.2	2	0	
Oct 23	at Virginia	2	97	48.5	52	0	0	0	1	0	2-2	26	0	9	585	65.0	9	0	
Oct 30	VIRGINIA TECH	4	170	42.5	51	0	0	2	1	2	4-5	43	0	7	447	63.9	2	0	
Opponents		37	1515	40.9	52	0	1	18	8	14	10-14	46	0	46	2735	59.5	24	1	
		36	1536	42.7	71	1	6	10	9	7	10-14	37	2	42	2515	59.9	27	0	

2021 Georgia Tech Football  
Georgia Tech Team Game-by-Game Comparison (as of Nov 01, 2021)  
All games

Opponent	Score	First Downs				Pen	Rushing Number-Yards	Passing		Total Offense Plays-Yards	Return Yards	Turn- Overs
		Total	Rush	Pass	Comp-Att-Int			Yards				
NORTHERN ILL.	21 - 22	25 / 15	16 / 9	7 / 6	2 / 0	51-271 / 42-165	16-27-0 / 11-17-0	158 / 136	78-429 / 59-301	62 / 0	1 / 1	
KENNESAW ST.	45 - 17	20 / 13	8 / 6	12 / 5	0 / 2	36-158 / 43-154	17-23-0 / 8-20-2	254 / 111	59-412 / 63-265	124 / 0	1 / 3	
Clemson	8 - 14	20 / 19	7 / 11	10 / 6	3 / 2	38-95 / 41-158	20-34-1 / 18-25-0	203 / 126	72-298 / 66-284	14 / 11	1 / 1	
NORTH CAROLINA	45 - 22	19 / 18	11 / 6	7 / 11	1 / 1	43-261 / 35-63	13-19-0 / 25-39-0	133 / 306	62-394 / 74-369	71 / 55	0 / 3	
PITTSBURGH	21 - 52	21 / 27	5 / 9	13 / 17	3 / 1	31-73 / 41-181	24-33-2 / 24-37-0	359 / 399	64-432 / 78-580	86 / 35	2 / 0	
Duke	31 - 27	17 / 27	7 / 10	8 / 15	2 / 2	39-143 / 62-197	12-25-2 / 22-29-1	297 / 292	64-440 / 91-489	100 / 117	2 / 1	
Virginia	40 - 48	28 / 32	11 / 14	15 / 17	2 / 1	34-270 / 30-240	26-43-1 / 29-43-0	300 / 396	77-570 / 73-636	6 / 39	1 / 0	
VIRGINIA TECH	17 - 26	16 / 23	7 / 12	7 / 9	2 / 2	30-183 / 53-237	15-26-1 / 15-25-0	183 / 254	56-366 / 78-491	63 / 47	2 / 0	
Totals	22 - 22	16 / 17	72 / 77	79 / 86	15 / 11	302-145 / 347-139	143-230-7 / 152-235-3	188 / 202	532-334 / 582-341	526 / 304	10 / 9	

Opponent	3rd Down Conversions	4th Down Conversions	Time of Possession	TOP Margin	Avg Yds/Rush	Avg Yds/Pass	Avg Yds/Play	Punting Number-Avg	Penalties Number-Yards	Sacks
NORTHERN ILL.	9-18 / 5-12	2-4 / 0-0	31:05 / 28:55	2:10	5.3 / 3.9	5.9 / 8.0	5.5 / 5.1	3-52.7 / 7-41.0	2-5 / 11-82	0 / 4
KENNESAW ST.	6-11 / 3-15	0-0 / 2-2	31:17 / 28:43	2:34	4.4 / 3.6	11.0 / 5.6	7.0 / 4.2	3-41.0 / 7-32.0	5-31 / 4-80	2 / 3
Clemson	3-14 / 9-15	2-3 / 0-1	30:10 / 23:33	6:37	2.5 / 3.9	6.0 / 5.0	4.1 / 4.3	7-39.1 / 4-39.5	10-63 / 8-66	0 / 4
NORTH CAROLINA	3-11 / 6-14	1-1 / 1-3	29:55 / 30:05	-0:10	6.1 / 1.8	7.0 / 7.8	6.4 / 5.0	4-33.5 / 4-47.0	5-40 / 7-69	8 / 1
PITTSBURGH	2-11 / 6-13	1-4 / 2-2	25:20 / 34:40	-9:20	2.4 / 4.4	10.9 / 10.8	6.8 / 7.4	4-45.5 / 4-43.0	5-55 / 6-65	1 / 2
Duke	4-13 / 9-21	0-0 / 2-3	25:07 / 34:53	-9:46	3.7 / 3.2	11.9 / 10.1	6.9 / 5.4	6-45.3 / 5-43.8	7-54 / 6-55	1 / 1
Virginia	6-13 / 7-11	1-1 / 0-0	28:07 / 31:53	-3:46	7.9 / 8.0	7.0 / 9.2	7.4 / 8.7	4-38.0 / 2-48.5	3-35 / 4-38	1 / 1
VIRGINIA TECH	3-12 / 9-19	1-3 / 1-1	24:12 / 35:48	-11:36	6.1 / 4.5	7.0 / 10.2	6.5 / 6.3	5-48.2 / 4-42.5	7-77 / 7-61	2 / 2
Totals	36-10 / 54-12	8-16 / 8-12	225:13 / 248:30	-23:17	4.8 / 4.0	8.2 / 8.6	6.3 / 5.9	36-42.7 / 37-40.9	44-36 / 53-51	15 / 18

Note: Game totals are displayed in the format TEAM/OPPONENT for each category

2021 Georgia Tech Football  
Georgia Tech By-Quarter Statistics (as of Nov 01, 2021)  
All games

3rd-Down Conversions

Date	Opponent	Score	Overall		1st Qtr		2nd Qtr		3rd Qtr		4th Qtr		Overtime	
Sep 04, 202	NORTHERN ILL.	L 21-22	9-18	50.0	2-5	40.0	4-4	100.0	2-4	50.0	1-5	20.0		
Sep 11, 202	KENNESAW ST.	45-17	6-11	54.5	2-2	100.0	3-5	60.0	0-3	0.0	1-1	100.0		
Sep 18, 202	at Clemson	L 8-14	3-14	21.4	0-2	0.0	1-4	25.0	0-2	0.0	2-6	33.3		
Sep 25, 202	NORTH CAROLINA	45-22	3-11	27.3	0-2	0.0	0-3	0.0	1-2	50.0	2-4	50.0		
Oct 02, 202	PITTSBURGH	L 21-52	2-11	18.2	0-1	0.0	0-4	0.0	2-5	40.0	0-1	0.0		
Oct 09, 202	at Duke	31-27	4-13	30.8	2-3	66.7	0-4	0.0	1-3	33.3	1-3	33.3		
Oct 23, 202	at Virginia	L 40-48	6-13	46.2	4-4	100.0	0-3	0.0	0-1	0.0	2-5	40.0		
Oct 30, 202	VIRGINIA TECH	L 17-26	3-12	25.0	1-4	25.0	1-3	33.3	1-3	33.3	0-2	0.0		
Georgia Tech			36-10	35.0	11-23	47.8	9-30	30.0	7-23	30.4	9-27	33.3	0-0	0.0
Opponents			54-12	45.0	14-31	45.2	16-31	51.6	9-25	36.0	15-33	45.5	0-0	0.0

4th-Down Conversions

Date	Opponent	Score	Overall		1st Qtr		2nd Qtr		3rd Qtr		4th Qtr		Overtime	
Sep 04, 202	NORTHERN ILL.	L 21-22	2-4	50.0	0-1	0.0	0-0	0.0	0-1	0.0	2-2	100.0		
Sep 11, 202	KENNESAW ST.	45-17	0-0	0.0	0-0	0.0	0-0	0.0	0-0	0.0	0-0	0.0		
Sep 18, 202	at Clemson	L 8-14	2-3	66.7	0-0	0.0	1-1	100.0	0-0	0.0	1-2	50.0		
Sep 25, 202	NORTH CAROLINA	45-22	1-1	100.0	0-0	0.0	0-0	0.0	0-0	0.0	1-1	100.0		
Oct 02, 202	PITTSBURGH	L 21-52	1-4	25.0	0-0	0.0	0-2	0.0	1-1	100.0	0-1	0.0		
Oct 09, 202	at Duke	31-27	0-0	0.0	0-0	0.0	0-0	0.0	0-0	0.0	0-0	0.0		
Oct 23, 202	at Virginia	L 40-48	1-1	100.0	0-0	0.0	0-0	0.0	0-0	0.0	1-1	100.0		
Oct 30, 202	VIRGINIA TECH	L 17-26	1-3	33.3	1-1	100.0	0-0	0.0	0-0	0.0	0-2	0.0		
Georgia Tech			8-16	50.0	1-2	50.0	1-3	33.3	1-2	50.0	5-9	55.6	0-0	0.0
Opponents			8-12	66.7	1-2	50.0	2-3	66.7	0-1	0.0	5-6	83.3	0-0	0.0

Time of Possession

Date	Opponent	Score	Overall	1st Qtr	2nd Qtr	3rd Qtr	4th Qtr	Overtime	
Sep 04, 202	NORTHERN ILL.	L 21-22	31:05	7:22	7:22	8:15	8:06		
Sep 11, 202	KENNESAW ST.	45-17	31:17	8:04	9:14	7:28	6:31		
Sep 18, 202	at Clemson	L 8-14	30:10	6:35	7:16	6:46	9:33		
Sep 25, 202	NORTH CAROLINA	45-22	29:55	8:11	3:22	8:56	9:26		
Oct 02, 202	PITTSBURGH	L 21-52	25:20	6:24	8:07	8:37	2:12		
Oct 09, 202	at Duke	31-27	25:07	6:42	7:05	6:30	4:50		
Oct 23, 202	at Virginia	L 40-48	28:07	9:38	7:49	2:14	8:26		
Oct 30, 202	VIRGINIA TECH	L 17-26	24:12	8:02	5:40	6:54	3:36		
Georgia Tech			Total	60:58	55:55	55:40	52:40	0:00	
Opponents			Avg.	28:09	7:37	6:59	6:35	0:00	
Georgia Tech			Total	248:30	59:02	57:48	64:20	67:20	0:00
Opponents			Avg.	31:03	7:22	7:13	8:02	8:25	0:00

2021 Georgia Tech Football  
Georgia Tech Red-Zone Results (as of Nov 01, 2021)  
All games

Georgia Tech Inside Opponent Red-Zone

Date	Opponent	Score	Times In RZ	Times Score	Total Pts	Rush TDs	Pass TDs	FGs Made	Failed to score inside RZ						
									FGA	Down	Int	Fum	Half	Gam	
Sep 04, 202	NORTHERN ILL.	L 21-22	3	2	14	2	2	0	0	1	0	0	0	0	0
Sep 11, 202	KENNESAW ST.	45-17	5	5	31	4	1	3	1	0	0	0	0	0	0
Sep 18, 202	at Clemson	L 8-14	3	2	6	0	0	0	2	0	1	0	0	0	0
Sep 25, 202	NORTH CAROLINA	45-22	7	6	30	3	3	0	3	0	0	0	0	1	0
Oct 02, 202	PITTSBURGH	L 21-52	4	2	14	2	1	1	0	1	1	0	0	0	0
Oct 09, 202	at Duke	31-27	3	3	17	2	1	1	1	0	0	0	0	0	0
Oct 23, 202	at Virginia	L 40-48	4	4	18	2	1	1	2	0	0	0	0	0	0
Oct 30, 202	VIRGINIA TECH	L 17-26	2	1	17	2	0	2	1	1	1	1	1	0	0
Totals			31	25	147	17	9	8	10	2	4	1	1	1	0
25 of 31 (80.6%)															

Opponents Inside Georgia Tech Red-Zone

Date	Opponent	Score	Times In RZ	Times Score	Total Pts	Rush TDs	Pass TDs	FGs Made	Failed to score inside RZ						
									FGA	Down	Int	Fum	Half	Gam	
Sep 04, 202	NORTHERN ILL.	L 21-22	2	2	15	2	0	2	0	0	0	0	0	0	0
Sep 11, 202	KENNESAW ST.	45-17	0	0	0	0	0	0	0	0	0	0	0	0	0
Sep 18, 202	at Clemson	L 8-14	3	2	14	2	2	0	0	0	0	0	1	0	0
Sep 25, 202	NORTH CAROLINA	45-22	2	2	15	2	0	2	0	0	0	0	0	0	0
Oct 02, 202	PITTSBURGH	L 21-52	6	5	35	5	2	3	0	0	0	0	0	1	0
Oct 09, 202	at Duke	31-27	6	4	20	2	1	1	2	1	1	0	0	0	0
Oct 23, 202	at Virginia	L 40-48	7	7	41	5	2	3	2	0	0	0	0	0	0
Oct 30, 202	VIRGINIA TECH	L 17-26	4	4	26	2	0	2	4	5	0	0	0	1	1
Totals			30	26	166	20	7	13	8	6	1	0	1	2	1
26 of 30 (86.7%)															

2021 Georgia Tech Football  
 Georgia Tech Game Superlatives (as of Nov 01, 2021)  
 All games

INDIVIDUAL GAME HIGHS

Rushes	20	Gibbs, J. vs Northern Ill. (Sep 04, 2021)
Yards Rushing	132	Gibbs, J. at Virginia (Oct 23, 2021)
TD Rushes	3	Sims, J. vs North Carolina (Sep 25, 2021)
Long Rush	71	Gibbs, J. at Virginia (Oct 23, 2021)
Pass attempts	43	Sims, J. at Virginia (Oct 23, 2021)
Pass completions	26	Sims, J. at Virginia (Oct 23, 2021)
Yards Passing	359	Sims, J. vs Pittsburgh (Oct 02, 2021)
TD Passes	4	Yates, J. vs Kennesaw St. (Sep 11, 2021)
Long Pass	77	Sims, J. at Duke (Oct 09, 2021)
Receptions	7	McGowan, K. at Virginia (Oct 23, 2021)
Yards Receiving	125	Gibbs, J. vs Pittsburgh (Oct 02, 2021)
TD Receptions	2	McGowan, K. vs Kennesaw St. (Sep 11, 2021)
	2	McGowan, K. at Virginia (Oct 23, 2021)
Long Reception	77	Gibbs, J. at Duke (Oct 09, 2021)
Field Goals	3	Cimaglia, B. vs North Carolina (Sep 25, 2021)
Long Field Goal	37	Cimaglia, B. vs Virginia Tech (Oct 30, 2021)
Punts	7	Shanahan, D. at Clemson (Sep 18, 2021)
Punting Avg	52.7	Shanahan, D. vs Northern Ill. (Sep 04, 2021)
Long Punt	71	Shanahan, D. at Duke (Oct 09, 2021)
Punts inside 20	2	Shanahan, D. vs Virginia Tech (Oct 30, 2021)
Long Punt Return	35	Rey, A. at Duke (Oct 09, 2021)
Long Kickoff Return	42	Gibbs, J. vs Kennesaw St. (Sep 11, 2021)
Tackles	16	Eley, A. vs Virginia Tech (Oct 30, 2021)
	16	Jackson, Q. vs Virginia Tech (Oct 30, 2021)
Sacks	2.5	Thomas, C. vs North Carolina (Sep 25, 2021)
Tackles For Loss	4.5	Thomas, C. vs North Carolina (Sep 25, 2021)
Interceptions	2	Thomas, C. vs Kennesaw St. (Sep 11, 2021)

2021 Georgia Tech Football  
 Georgia Tech Game Superlatives (as of Nov 01, 2021)  
 All games

TEAM GAME HIGHS

Rushes	51	vs Northern Ill. (Sep 04, 2021)
Yards Rushing	271	vs Northern Ill. (Sep 04, 2021)
Yards Per Rush	7.9	at Virginia (Oct 23, 2021)
TD Rushes	4	vs North Carolina (Sep 25, 2021)
Pass attempts	43	at Virginia (Oct 23, 2021)
Pass completions	26	at Virginia (Oct 23, 2021)
Yards Passing	359	vs Pittsburgh (Oct 02, 2021)
Yards Per Pass	11.9	at Duke (Oct 09, 2021)
TD Passes	4	vs Kennesaw St. (Sep 11, 2021)
Total Plays	78	vs Northern Ill. (Sep 04, 2021)
Total Offense	570	at Virginia (Oct 23, 2021)
Yards Per Play	7.4	at Virginia (Oct 23, 2021)
Points	45	vs Kennesaw St. (Sep 11, 2021)
	45	vs North Carolina (Sep 25, 2021)
Sacks By	8	vs North Carolina (Sep 25, 2021)
First Downs	28	at Virginia (Oct 23, 2021)
Penalties	10	at Clemson (Sep 18, 2021)
Penalty Yards	77	vs Virginia Tech (Oct 30, 2021)
Turnovers	2	vs Pittsburgh (Oct 02, 2021)
	2	at Duke (Oct 09, 2021)
	2	vs Virginia Tech (Oct 30, 2021)
Interceptions By	2	vs Kennesaw St. (Sep 11, 2021)
Punts	7	at Clemson (Sep 18, 2021)
Punting Avg	52.7	vs Northern Ill. (Sep 04, 2021)
Long Punt	71	at Duke (Oct 09, 2021)
Punts inside 20	2	vs Virginia Tech (Oct 30, 2021)
Long Punt Return	35	at Duke (Oct 09, 2021)

2021 Georgia Tech Football  
Georgia Tech Game Superlatives (as of Nov 01, 2021)  
All games

OPPONENT INDIVIDUAL GAME HIGHS

Rushes	43	Durant,Mataeo, at Duke (Oct 09, 2021)
Yards Rushing	152	Durant,Mataeo, at Duke (Oct 09, 2021)
TD Rushes	2	Shipley,Will, at Clemson (Sep 18, 2021)
	2	Abanikanda,Isra, vs Pittsburgh (Oct 02, 2021)
	2	Armstrong,Brenn, at Virginia (Oct 23, 2021)
Long Rush	54	Cousin,Iaan, vs Kennesaw St. (Sep 11, 2021)
Pass attempts	43	Armstrong,Brenn, at Virginia (Oct 23, 2021)
Pass completions	29	Armstrong,Brenn, at Virginia (Oct 23, 2021)
Yards Passing	396	Armstrong,Brenn, at Virginia (Oct 23, 2021)
TD Passes	4	Pickett,Kenny, vs Pittsburgh (Oct 02, 2021)
	4	Armstrong,Brenn, at Virginia (Oct 23, 2021)
Long Pass	77	Armstrong,Brenn, at Virginia (Oct 23, 2021)
Receptions	9	Thompson,Keytao, at Virginia (Oct 23, 2021)
Yards Receiving	187	Turner, Tre, vs Virginia Tech (Oct 30, 2021)
TD Receptions	2	Wicks,Dontayvio, at Virginia (Oct 23, 2021)
Long Reception	77	Wicks,Dontayvio, at Virginia (Oct 23, 2021)
Field Goals	4	Romo, J, vs Virginia Tech (Oct 30, 2021)
Long Field Goal	46	Robertson,Natha, vs Kennesaw St. (Sep 11, 2021)
	46	Scarton,Sam, vs Pittsburgh (Oct 02, 2021)
Punts	7	McCray,Fabian, vs Northern Ill. (Sep 04, 2021)
	7	Moran,Ben, vs Kennesaw St. (Sep 11, 2021)
Punting Avg	48.5	Finn,Jacob, at Virginia (Oct 23, 2021)
Long Punt	52	McCray,Fabian, vs Northern Ill. (Sep 04, 2021)
	52	Christodoulou,K, vs Pittsburgh (Oct 02, 2021)
	52	Finn,Jacob, at Virginia (Oct 23, 2021)
Punts inside 20	3	Spiers,Will, at Clemson (Sep 18, 2021)
	3	Wilson,Porter, at Duke (Oct 09, 2021)
Long Punt Return	24	Robinson, T, vs Virginia Tech (Oct 30, 2021)
Long Kickoff Return	28	Stinson,Jaylen, at Duke (Oct 09, 2021)
Tackles	13	Deveaux,Lance, vs Northern Ill. (Sep 04, 2021)
	13	Bentley,LaVonta, at Clemson (Sep 18, 2021)
Sacks	1.5	Bresee,Bryan, at Clemson (Sep 18, 2021)
Tackles For Loss	3.0	Bentley,LaVonta, at Clemson (Sep 18, 2021)
Interceptions	1	Bresee,Bryan, at Clemson (Sep 18, 2021)
	1	Petrishen,John, vs Pittsburgh (Oct 02, 2021)
	1	Alexandre,Desli, vs Pittsburgh (Oct 02, 2021)
	1	Johnson,Leonard, at Duke (Oct 09, 2021)
	1	Lewis,Jeremiah, at Duke (Oct 09, 2021)
	1	Blount,Joey, at Virginia (Oct 23, 2021)
	1	Chatman, A, vs Virginia Tech (Oct 30, 2021)



2021 Georgia Tech Football  
 Georgia Tech Game Superlatives (as of Nov 01, 2021)  
 All games

OPPONENT TEAM GAME HIGHS

Rushes	62	at Duke (Oct 09, 2021)
Yards Rushing	240	at Virginia (Oct 23, 2021)
Yards Per Rush	8.0	at Virginia (Oct 23, 2021)
TD Rushes	2	at Clemson (Sep 18, 2021)
	2	vs Pittsburgh (Oct 02, 2021)
	2	at Virginia (Oct 23, 2021)
Pass attempts	43	at Virginia (Oct 23, 2021)
Pass completions	29	at Virginia (Oct 23, 2021)
Yards Passing	399	vs Pittsburgh (Oct 02, 2021)
Yards Per Pass	10.8	vs Pittsburgh (Oct 02, 2021)
TD Passes	4	vs Pittsburgh (Oct 02, 2021)
	4	at Virginia (Oct 23, 2021)
Total Plays	91	at Duke (Oct 09, 2021)
Total Offense	636	at Virginia (Oct 23, 2021)
Yards Per Play	8.7	at Virginia (Oct 23, 2021)
Points	52	vs Pittsburgh (Oct 02, 2021)
Sacks By	4	vs Northern Ill. (Sep 04, 2021)
	4	at Clemson (Sep 18, 2021)
First Downs	32	at Virginia (Oct 23, 2021)
Penalties	11	vs Northern Ill. (Sep 04, 2021)
Penalty Yards	82	vs Northern Ill. (Sep 04, 2021)
Turnovers	3	vs Kennesaw St. (Sep 11, 2021)
	3	vs North Carolina (Sep 25, 2021)
Interceptions By	2	vs Pittsburgh (Oct 02, 2021)
	2	at Duke (Oct 09, 2021)
Punts	7	vs Northern Ill. (Sep 04, 2021)
	7	vs Kennesaw St. (Sep 11, 2021)
Punting Avg	48.5	at Virginia (Oct 23, 2021)
Long Punt	52	vs Northern Ill. (Sep 04, 2021)
	52	vs Pittsburgh (Oct 02, 2021)
	52	at Virginia (Oct 23, 2021)
Punts inside 20	3	at Clemson (Sep 18, 2021)
	3	at Duke (Oct 09, 2021)
Long Punt Return	24	vs Virginia Tech (Oct 30, 2021)