

# GEORGIA TECH

129<sup>TH</sup> SEASON • 4 NATIONAL CHAMPIONSHIPS • 15 CONFERENCE CHAMPIONSHIPS • 45 BOWL APPEARANCES • 25 BOWL VICTORIES

## GEORGIA TECH (3-6, 2-5 ACC) vs. BOSTON COLLEGE (5-4, 1-4 ACC)

SATURDAY, NOVEMBER 13, 2021 • 3:30 P.M. ET • ATLANTA, GA. • BOBBY DODD STADIUM

### MATCHUP AT A GLANCE



<b>GEORGIA TECH</b>	vs.	<b>BOSTON COLLEGE</b>
3-6 (2-5 ACC).....	<b>Record</b> .....	5-4 (1-4 ACC)
Atlanta, Ga. ....	<b>Location</b> .....	Chestnut Hill, Mass.
1885.....	<b>Founded</b> .....	1863
35,000.....	<b>Enrollment</b> .....	14,513
Yellow Jackets, Ramblin' Wreck.....	<b>Nickname</b> .....	Eagles
Tech Gold and White.....	<b>Colors</b> .....	Maroon and Gold
Atlantic Coast (Coastal Division).....	<b>Conference</b> .....	Atlantic Coast (Atlantic Division)
Bobby Dodd Stadium at Historic Grant Field (55,000).....	<b>Stadium (Capacity)</b> .....	Alumni Stadium (44,500)
Geoff Collins.....	<b>Head Coach</b> .....	Jeff Hafley
9-22 (3rd season).....	<b>Head Coach's Record at School</b> .....	11-9 (2nd season)
24-32 (5th season).....	<b>Head Coach's Overall Record</b> .....	Same
None.....	<b>National Ranking</b> .....	None
Spread Pro-Style.....	<b>Basic Offense</b> .....	Pro Style
28.4 (9th/67th).....	<b>Points Per Game (Conference/National Rank)</b> .....	24.7 (12th/93rd)
176.6 (7th/56th).....	<b>Rushing Yards Per Game (Conference/National Rank)</b> .....	161.7 (9th/66th)
231.2 (9th/68th).....	<b>Passing Yards Per Game (Conference/National Rank)</b> .....	193.4 (10th/101st)
407.8 (10th/61st).....	<b>Total Yards Per Game (Conference/National Rank)</b> .....	355.1 (12th/101st)
4-2-5 Effort Based.....	<b>Basic Defense</b> .....	Multiple
29.0 (10th/77th).....	<b>Points Allowed Per Game (Conference/National Rank)</b> .....	18.8 (3rd/18th)
174.3 (9th/96th).....	<b>Rushing Yards Allowed Per Game (Conference/National Rank)</b> .....	171.7 (8th/93rd)
267.7 (11th/109th).....	<b>Passing Yards Allowed Per Game (Conference/National Rank)</b> .....	162.8 (1st/6th)
442.0 (12th/112th).....	<b>Total Yards Allowed Per Game (Conference/National Rank)</b> .....	334.4 (4th/29th)
L, 33-30 at Miami (Fla.) (Nov. 6, 2021).....	<b>Last Game</b> .....	W, 17-3 vs. Virginia Tech (Nov. 5, 2021)

### TOP STORYLINES

- Georgia Tech football closes the Atlantic Coast Conference portion of its 2021 schedule on Saturday when it hosts Boston College for the first time in nine years on Saturday at Bobby Dodd Stadium.
- Saturday's meeting is the first between Georgia Tech and Boston College in Atlanta since the Yellow Jackets defeated the Eagles, 37-17, on Oct. 20, 2012 at Bobby Dodd Stadium.
- Tech and BC are meeting in consecutive years for the first time since 2007 and 2008. As members of opposite ACC divisions (Georgia Tech in the Coastal, Boston College in the Atlantic), the Jackets and Eagles do not play each other on an annual basis. However, they met last year in Chestnut Hill, Mass. as part of the ACC's expanded conference schedule due to the Covid-19 pandemic.
- Georgia Tech leads the all-time series, 7-3, including a 3-2 advantage in games played at Bobby Dodd Stadium.
- The Yellow Jackets are looking to bounce back from last week's 33-30 defeat at Miami (Fla.). The three-point loss was the Jackets' fourth one-score defeat of the season.
- For the second time this season, Tech Jr. DB **Juanyeh Thomas** is the reigning ACC Defensive Back of the Week. Last Saturday at Miami, Thomas became the first NCAA Division I FBS player since 2015 to record at least nine tackles, a sack, 1.5 tackles for loss, a forced fumble and score points in a single game.
- Georgia Tech also features one of the nation's hottest offensive players in Fr. RB **Jahmyr Gibbs**. Gibbs, who ranks third nationally with 161.9 all-purpose yards per game, has had a 50-plus-yard play from scrimmage in each of the past five games.

### SERIES HISTORY

**Series Record (Streak):**..... Georgia Tech leads 7-3 (BC: W1)  
**at Georgia Tech:**..... Georgia Tech leads 3-2  
**at Boston College:**..... Georgia Tech leads 3-1  
**Neutral Sites:**..... Georgia Tech leads 1-0  
**Last Meeting:**.. Georgia Tech 27, Boston College 48 (Oct. 24, 2020 - Chestnut Hill, Mass.)

### TALE OF THE TAPE

Average heights and weights of players listed Above The Line (Georgia Tech)/on the depth chart (Boston College):

Georgia Tech		Boston College
6-5, 313.....	<b>Offensive Line</b> .....	6-5, 309
6-4, 250.....	<b>Tight Ends</b> .....	6-5, 248
6-1, 208.....	<b>Offensive Backs (QB and RB)</b> .....	6-0, 212
6-1, 191.....	<b>Receivers</b> .....	5-10, 192
6-3, 269.....	<b>Defensive Line</b> .....	6-2, 269
6-2, 221.....	<b>Linebackers</b> .....	6-0, 221
6-2, 197.....	<b>Defensive Backs</b> .....	6-0, 191

### TOP PERFORMERS AT A GLANCE

PASSING	COMP.	ATT.	INT.	YDS.	TD
<b>Georgia Tech</b>					
Jeff Sims	112	187	7	1,468	12
<b>Boston College</b>					
Dennis Grosel	111	192	7	1,216	6
<b>RUSHING</b>	ATT.	YDS.	AVG.	TD	
<b>Georgia Tech</b>					
Jahmyr Gibbs	110	591	5.4	3	
<b>Boston College</b>					
Patrick Garwo	146	805	4.1	6	
<b>RECEIVING</b>	NO.	YDS.	AVG.	TD	
<b>Georgia Tech</b>					
Kyrice McGowan	32	432	13.5	7	
<b>Boston College</b>					
Zay Flowers	38	566	14.9	2	
<b>TACKLES</b>	UT	AT	TT	TFL	SACK
<b>Georgia Tech</b>					
Quez Jackson	41	50	91	6.0	1.0
<b>Boston College</b>					
Isaiah Graham-Mobley	30	16	46	1.5	—

### 2021 GEORGIA TECH SCHEDULE/RESULTS

• Overall: **3-6** | ACC: **2-5** | Place: **6th (Coastal Division)**  
 • Home: **2-3** | Away: **1-3** | Neutral: **0-0** | Streak: **L3**

Date	Opponent	Time/Result	TV
Sept. 4	<b>NORTHERN ILLINOIS</b>	L, 22-21	ACCN
Sept. 11	<b>KENNESAW STATE</b>	W, 45-17	ACC RSN
Sept. 18	at No. 6 <b>Clemson*</b>	L, 14-8	ABC
Sept. 25	<b>No. 21/20 N. CAROLINA*^</b>	W, 45-22	ACCN
Sept. 2	<b>PITT*</b>	L, 52-21	ACCN
Sept. 9	at Duke*	W, 31-27	ACC RSN
Oct. 23	at rv/rv Virginia*	L, 48-40	ACCN
Oct. 30	<b>VIRGINIA TECH*</b>	L, 26-17	ACC RSN
Nov. 6	at Miami (Fla.)*	L, 33-30	ACC RSN
Nov. 13	<b>BOSTON COLLEGE*</b>	3:30 p.m.	ACC RSN
Nov. 20	at No. 7 Notre Dame	2:30 p.m.	NBC
Nov. 27	<b>No. 1 GEORGIA</b>	TBA	TBA

All times Eastern; Home games in **BOLD CAPS**

\* ACC game

^ Mayhem at Mercedes-Benz Stadium

Ranks for past games = AP/Coaches ranks at time of game

Ranks for current/future games = current AP/Coaches ranks

### ON THE AIR

TV: ACC RSN

- Play-by-Play**..... Tom Werme
- Analyst**..... James Bates
- Sideline Reporter**..... Lauren Jbara
- In Atlanta: Bally Sports South
- Mobile Apps: Bally Sports (in-market); ESPN (out-of-market)
- Online: BallySports.com (in-market); WatchESPN.com (out-of-market)

RADIO: Georgia Tech Sports Network

- Play-by-Play**..... Andy Demetra
- Analyst**..... Sean Bedford
- Sideline Reporter**..... Randy Waters
- In Atlanta: 680/93.7 The Fan
- Across Georgia: Visit RamblinWreck.com for station affiliate list
- Satellite: Sirius 136 / XM 194
- Mobile Apps: Georgia Tech Yellow Jackets, TuneIn, 680 The Fan
- Online: RamblinWreck.com, 680TheFan.com

### GEORGIA TECH'S LAST GAME

<b>at Miami (Fla.)</b> .....	L, 33-30
<b>Date</b> .....	Nov. 6
<b>Location</b> .....	Miami Gardens, Fla. (Hard Rock Stadium)
<b>Total Offense</b> .....	329
<b>Rushing</b> .....	135
<b>Passing</b> .....	194
<b>Turnovers</b> .....	1
<b>Total Defense</b> .....	563
<b>Rushing</b> .....	174
<b>Passing</b> .....	389
<b>Takeaways</b> .....	3
<b>Passing Leader</b>	
Jeff Sims.....	21-38-1, 194 yds., 1 TD
<b>Receiving Leaders</b>	
Jahmyr Gibbs.....	4 rec., 72 yards., 1 TD
Malachi Carter.....	7 rec., 50 yds.
<b>Rushing Leaders</b>	
Jordan Mason.....	8 att., 75 yds., 1 TD
Jahmyr Gibbs.....	9 att., 67 yds., 1 TD
<b>Defensive Leaders</b>	
Juanyeh Thomas ...	9 TKL, 1.0 SK, 1.5 TFL, 1 FF, 1 INT
Quez Jackson.....	9 TKL, 1.0 TFL, 1 QBH
Tariq Carpenter.....	7 TKL, 1.0 TFL, 1 FF

**GEORGIA TECH MEDIA AVAILABILITY**

TUE 9	WED 10	THURS 11	FRI 12	SAT 13	SUN 14	MON 15
<p><b>Approx. 8:30 a.m.</b> – Approx. first 30 min. of practice open to media (Rose Bowl Field – enter at gate at corner of Fowler Street and 6th Street)</p> <p><b>Approx. 10:45 a.m.</b> – Head coach Geoff Collins weekly press conference, followed by media availability with offensive coordinator Dave Patenaude and defensive coordinator Andrew Thacker (Bobby Dodd Stadium – north concourse)</p>	<p><b>Approx. 8:30 a.m.</b> – Approx. first 30 min. of practice open to media (Bobby Dodd Stadium – enter at Callaway Plaza on north end of stadium)</p> <p><b>Approx. 10:30 a.m.</b> – Media availability – selected student-athletes (Bobby Dodd Stadium – north concourse)</p> <p><b>7-8 p.m.</b> – <i>Geoff Collins Show</i> (Georgia Tech Sports Network — 680/93.7 The Fan in Atlanta)</p>	<p><b>NO AVAILABILITY</b></p>	<p><b>NO AVAILABILITY</b></p>	<p><b>3:30 p.m.</b> - GT vs. Boston College (Atlanta, Ga. — Bobby Dodd Stadium) TV: ACC RSN (In Atlanta: Bally Sports South)</p> <p><b>Postgame press conference</b> - Head coach Geoff Collins and selected student-athletes (location: Edge/Rice Center museum area – north end of Bobby Dodd Stadium)</p>	<p><b>NO AVAILABILITY</b></p>	<p><b>NO AVAILABILITY</b></p>

**GEORGIA TECH ATHLETICS COMMUNICATIONS & PUBLIC RELATIONS**

- Assistant A.D./Communications & P.R. (Primary Football Contact):** Mike Flynn  
**Office:** (404) 894-5445 • **Mobile:** (828) 964-6406  
**Email:** mflynn@athletics.gatech.edu
- Assistant Director/Communications & P.R. (Secondary Football Contact):** Andrew Clausen  
**Office:** (404) 894-5445 • **Mobile:** (678) 764-0867  
**Email:** aclausen@athletics.gatech.edu
- Associate Director/Communications & P.R. (Football Credentials):** Mike Stamus  
**Office:** 404-894-5445 • **Mobile:** (404) 218-9723  
**Email:** mstamus@athletics.gatech.edu

**FOLLOW GEORGIA TECH ONLINE**
**OFFICIAL WEBSITE:** [www.RamblinWreck.com](http://www.RamblinWreck.com)

 @GTathletics  
 @GeorgiaTechFB  
 @GTFootball  
 @CoachCollins

 /GTathletics  
 /GTFootball

 @GTathletics  
 @GeorgiaTechFB  
 @CoachCollins


@GeorgiaTechFB



RamblinWreckTube

**GEORGIA TECH FOOTBALL BY THE NUMBERS**

# 2

For the second time in the last four games, Georgia Tech Jr. DB **Juanyeh Thomas** is the reigning ACC Defensive Back of the Week. His latest award comes on the heels of a historic performance last Saturday at Miami (Fla.), in which he tallied nine tackles, a sack, 1.5 tackles for loss, a forced fumble (which was returned for a Georgia Tech touchdown) and scored two points for the Yellow Jackets on a 100-plus-yard interception return of a Miami two-point-conversion attempt. In the process, Thomas became the first NCAA Division I FBS player since 2015 and the first ACC player since 2008 to record at least nine tackles, a sack, 1.5 tackles for loss and a forced fumble while also scoring points in a single game.

# 3

Georgia Tech Fr. RB **Jahmyr Gibbs** ranks No. 3 nationally in all-purpose yards with 161.9 per game (1,457 total).

# 9

With 194 passing yards last Saturday at Miami (Fla.), Fr. QB **Jeff Sims** leapt to No. 9 all-time at Georgia Tech with 3,349 career passing yards. Sims began the day in 12th place on the Yellow Jackets' all-time passing list. He surpassed Donnie Davis (3,261 yards - 1992-95), Josh Nesbitt (3,276 yards - 2007-10) and Tevin Washington (3,312 yards - 2009-12) to move into the top 10.

# 13

Georgia Tech's roster includes just 13 seniors eligibility-wise, which is the fourth-fewest among all Power Five-conference teams (Colorado - 6, Oregon - 8, Utah - 11).

# 18

Eighteen Georgia Tech football student-athletes have already achieved the goal of earning a bachelor's degree.

# 50+

Gibbs has had a 50-yard-plus play from scrimmage in each of the past five games (71-yard reception vs. Pitt – Oct. 2, 77-yard reception at Duke – Oct. 9, 71-yard rush at Virginia – Oct. 23, 61-yard rush vs. Virginia Tech — Oct. 30, 50-yard reception at Miami — last Saturday). Gibbs is one of only eight NCAA Division I FBS players with at least five plays of 50-plus yards from scrimmage this season.

# 74

Seventy-four of the 123 student-athletes on Georgia Tech's 2021 roster are freshmen, eligibility-wise. The roster also includes 22 sophomores, 14 juniors and 13 seniors.

**A GEORGIA TECH WIN WOULD ...**

- up its record to 4-6 overall;
- give the Yellow Jackets a final ACC record of 3-5;
- give the Jackets their most wins in a season under third-year head coach **Geoff Collins** with two regular-season games still to play;
- snap a three-game losing streak;
- up it to 8-3 all-time and 4-2 at home against Boston College.

**A GEORGIA TECH LOSS WOULD ...**

- drop it to 3-7 overall;
- give the Yellow Jackets a final ACC record of 2-6;
- extend its longest losing streak of the season to four;
- drop it to 7-4 all-time against Boston College;
- be its second-straight loss to BC.



**GEORGIA TECH THIRD-YEAR HEAD COACH — GEOFF COLLINS**

Geoff Collins, an Atlanta area native and one of college football's most successful and innovative coaches, is in his third season as Georgia Tech football's head coach. He was named the 20th football head coach in Georgia Tech history on Dec. 7, 2018.

Born in Decatur, Ga. and raised in Conyers, Ga., Collins took the reins at Georgia Tech after serving as the head coach at Temple University in 2017 and 2018.

Despite the challenges associated with overhauling Georgia Tech's football culture, including installing a pro-style spread offensive attack after 11 years of option football at Tech, as well as the unprecedented and unexpected obstacles presented by the Covid-19 pandemic, Collins' two-year tenure as the Yellow Jackets' head coach has been marked by a bevy of accomplishments. They include:

- Back-to-back nationally lauded recruiting classes. Collins' first full recruiting class at Georgia Tech in 2020 was ranked No. 24 nationally by *Rivals*, then re-ranked No. 8 nationally by *Bleacher Report* during the '20 season based on the impressive play of Tech's newcomers, which included three true-freshman starters on offense: RB Jahmyr Gibbs (who earned freshman all-America recognition from The Athletic), QB Jeff Sims and RT Jordan Williams. It was only the second top-25 recruiting class in Georgia Tech history, and the first since 2007, a class that was compiled when Collins served as the Yellow Jackets' director of player personnel. His second recruiting class at Tech in 2021 is also a top-20 class when including the rankings of eight highly ranked transfers, six of which have multiple seasons of eligibility remaining. In all, Georgia Tech has added 18 four- or five-star recruits and 13 of the 45 highest-ranked recruits in program history (according to *247Sports*) since the arrival of Collins and his staff in January 2019.

- The development of three NFL Draft picks in two seasons – TE Tyler Davis (2020), WR Jalen Camp (2021) and P Pressley Harvin III (2021). Davis, who was recruited by Collins to come to The Flats as a graduate transfer in 2019, became Georgia Tech's first NFL Draft pick at any position in three years, the first non-specialist to be drafted from Tech in four years, the first Yellow Jacket tight end to be selected in 28 years and, as a sixth-round pick, the highest selection ever for a GT tight end in the NFL Draft. When Camp and Harvin were both selected in 2021, it marked the first time that Tech had multiple picks in the same NFL Draft since 2016.

- Harvin winning the 2020 Ray Guy Award as college football's top punter. Under Collins' tutelage, Harvin became the first Yellow Jacket to win one of college football's major individual awards since Durant Brooks won the Guy Award in 2007 and only the third unanimous All-American in Georgia Tech history, joining Calvin Johnson (2006) and Ken Swilling (1990)

- Memorable victories, including a 28-21 overtime win at Miami in 2019 (Tech's first-ever win over the Hurricanes at Miami's Hard Rock Stadium), a thrilling 16-13 come-from-behind triumph at Florida State to open the 2020 season (the Yellow Jackets' first season-opening true road win since 2007) and a perfect record in nationally televised primetime contests – a 28-26 win over NC State in 2019 and a 46-27 victory over Louisville in 2020.

Prior to taking the reins at Georgia Tech, Collins put together the most successful first two seasons by a head coach in Temple's 121-year football history. Collins compiled 15 wins and led Temple to two bowl games in his two seasons with the Owls, which are both school records for a coach in his first two campaigns at TU.

In his first season at Temple, Collins led the Owls a 28-3 win over Florida International in the 2017 Gasparilla Bowl, which was good for only the third bowl victory in school history and its first since 2011.

He coached the Owls to an 8-4 record and 7-1 mark in the American Athletic Conference in 2018, with Temple's only conference defeat coming at No. 8-ranked and undefeated UCF. The 8-4 campaign earned Temple a berth in the Independence Bowl.

Prior to becoming head coach at Temple, Collins was one of the nation's most respected defensive coordinators, serving in the role at Florida (2015-16), Mississippi State (2013-14, co-DC: 2011-12), FIU (2010) and his alma mater, Western Carolina (2002-05).

Highlights of his career as a coordinator included ranking among the nation's top 10 in total defense in each of his two seasons at Florida (No. 8 in 2015 and No. 5 in 2016), ranking among the top 25 nationally in total defense (18th – 2013) and scoring defense (23rd – 2014) during his two seasons calling plays at Mississippi State and leading the Sun Belt Conference in total defense, scoring defense and turnover margin in his lone campaign at FIU (2010).

He is the only coach to ever be nominated for the Broyles Award, given to college football's top assistant coach, at three different schools (FIU – 2010, Mississippi State – 2014 and Florida – 2015).

Collins' coaching career also includes a pair of prior stints at Georgia Tech. He first came to The Flats as a graduate assistant (1999-2000), then tight ends coach (2001) under head coach George O'Leary from 1999-2001, followed by a year as director of player personnel under head coach Chan Gailey in 2006.

During his initial three seasons at Georgia Tech under O'Leary, the Yellow Jackets were 25-12 with three-consecutive bowl appearances. As the Jackets' director of player personnel in 2006, Collins led the efforts to land a recruiting class that included Derrick Morgan (all-American, first-round NFL Draft pick), Morgan Burnett (all-American, third-round NFL Draft pick), Joshua Nesbitt (quarterbacked GT to two ACC Championship Games) and Jonathan Dwyer (the sixth-leading rusher in GT history).

Collins has also served on the staffs at Western Carolina (student assistant – 1993-94), Franklin (N.C.) H.S. (assistant coach – 1995), Fordham (linebackers coach – 1996), Albright (defensive coordinator – 1997-98), Alabama (director of player personnel – 2007) and UCF (linebackers coach/recruiting coordinator – 2008-09).

In all, Collins has recruited and/or coached more than three dozen players that have gone on to play in the National Football League. Among Collins' pupils in the NFL are Philadelphia Eagles All-Pro defensive tackle Fletcher Cox (a consensus All-American at Mississippi State and No. 12 overall pick in the 2012 NFL Draft), Tampa Bay Buccaneers cornerback Vernon Hargreaves (a consensus All-American at Florida and No. 11 overall pick in the 2016 NFL Draft), Atlanta Falcons safety Keanu Neal (the No. 17 overall pick in the 2016 NFL Draft) and Indianapolis Colts cornerback Rock Ya-Sin (who earned first-team all-American Athletic Conference honors at Temple after transferring from Presbyterian College and went on to be selected in the second round of the 2019 NFL Draft).

In addition to being renowned as a coach, strategist and evaluator, Collins is also widely recognized as the nation's top head coach when it comes to branding his football program, particularly when it comes to utilizing social media in branding and recruiting efforts. His expertise in marketing and branding has led to him being a guest lecturer for Georgia Tech's Scheller College of Business executive MBA program and a featured speaker at the 2019 Hashtag Sports conference in New York City. Under Collins, Tech became only

the second college football program in the nation to partner with renowned creative agency J1S and the first program in the nation to enter into a partnership with best-selling author and branding consultant Jeremy Darlow. Collins' focus on giving his student-athletes the resources and tools to assist in building their personal brand is a main reason that Georgia Tech is widely expected to be a place where student-athletes can maximize opportunities in the name, image and likeness era.

Collins' innovations in utilizing social media to aid in recruiting efforts have not only helped Georgia Tech land the two highest-rated recruiting classes in school history, but also helped Alabama sign the No. 1 class in the nation in 2007-08. Alabama's 2008 signing class included running back Mark Ingram, who went on to become the first Heisman Trophy winner in Crimson Tide history in 2009.

As a student-athlete, Collins totaled 194 career tackles as an outside linebacker and defensive back at Western Carolina (1989-92). He had 68 tackles and six tackles for loss as a junior and helped lead WCU to a 7-4 record with 62 stops, including five behind the line of scrimmage, as a senior.

Collins, 50, is married to the former Jennifer Haynes. They have a daughter, Astrid (5).

**THE GEOFF COLLINS FILE**

**Personal**

Hometown: Conyers, Ga.  
 Birthdate: April 10, 1971 (50 years old)  
 Education: Western Carolina, 1994  
 Family: Wife: Jennifer; Daughter: Astrid (5)

**Coaching Experience**

1993-94 – Western Carolina (student assistant)  
 1995 – Franklin (N.C.) H.S. (assistant coach)  
 1996 – Fordham (linebackers coach)  
 1997-98 – Albright (defensive coordinator)  
 1999-2000 – Georgia Tech (graduate assistant)  
 2001 – Georgia Tech (tight ends coach)  
 2002-05 – Western Carolina (defensive coordinator)  
 2006 – Georgia Tech (recruiting coordinator)  
 2007 – Alabama (director of player personnel)  
 2008-09 – UCF (linebackers coach/recruiting coordinator)  
 2010 – Florida International (defensive coordinator)  
 2011-12 – Mississippi State (co-defensive coordinator)  
 2013-14 – Mississippi State (defensive coordinator)  
 2015-16 – Florida (defensive coordinator)  
 2017-18 – Temple (head coach)  
 2019-present – Georgia Tech (head coach)

**COLLINS' CAREER HIGHLIGHTS**

- 28th season in the college football coaching profession
- 19th season at an NCAA Division I FBS institution
- fifth season as a head coach
- 13 seasons as a defensive coordinator

**Head Coaching Experience prior to Georgia Tech**

2017 – Temple  
 7-6 overall, 4-4 AAC  
 def. Florida International, 28-3, in 2017 Gasparilla Bowl  
*Temple's first bowl win since 2011, only the third bowl win in school history*

2018 – Temple  
 8-4 overall, 7-1 AAC  
*only conference loss at No. 8-ranked and undefeated UCF faced Duke in 2018 Independence Bowl*

**GEORGIA TECH-BC SERIES HISTORY**

• Georgia Tech and Boston College are meeting for the 11th time in a series that dates back to 1972.

• Georgia Tech holds a 7-3 advantage in the all-time series.

• Tech and BC are meeting for just the sixth time since Boston College joined the ACC in 2005. The Yellow Jackets are 3-2 against the Eagles in ACC play.

• Tech is also 3-2 all-time against BC at home.

• Tech and BC are meeting in consecutive years for the first time since 2007 and 2008. As members of opposite ACC divisions (Georgia Tech in the Coastal, Boston College in the Atlantic), the Jackets and Eagles do not play each other on an annual basis. However, they met last year in Chestnut Hill, Mass. as part of the ACC's expanded conference schedule due to the Covid-19 pandemic.

**GEORGIA TECH-BOSTON COLLEGE SERIES RESULTS**

Date	W/L	Result	H/A
Nov. 11, 1972	W	GT 42, BC 10	H
Nov. 25, 1989	W	GT 13, BC 12	H
Sept. 14, 1991	W	No. 17 GT 30, BC 14	A
Oct. 4, 1997	W	GT 42, BC 14	A
Sept. 5, 1998	L	BC 41, GT 31	H
Sept. 15, 2007	L	No. 21 BC 24, No. 15 GT 10	H
Sept. 6, 2008	W	GT 19, BC 16	A
Oct. 20, 2012	W	GT 37, BC 17	H
Sept. 3, 2016	W	GT 17, BC 14	N <sup>1</sup>
Oct. 24, 2020	L	BC 48, GT 27	A

Home: 3-2

Away: 3-1

Neutral: 1-0

1 - Dublin, Ireland (Aviva Stadium)

**GT AGAINST THE ACC ATLANTIC DIVISION**

• Since the ACC began divisional play in 2005, Georgia Tech is 21-7 in regular-season games against rotating opponents from the Atlantic Division (the Yellow Jackets play every member of the Atlantic Division besides Clemson on a rotating basis — Clemson is the Jackets' permanent crossover opponent from the Atlantic).

• The Jackets are .500 or better against all rotating Atlantic Division opponents since divisional play began in 2005.

• The Jackets have won 14 of their last 17 games over rotating opponents from the ACC Atlantic Division.

• Prior to going 2-3 against rotating Atlantic Division foes during last season's Covid-19-expanded ACC slate, Tech had not lost to a rotating opponent from the Atlantic Division was a 45-28 defeat at NC State on Sept. 25, 2010.

**GT vs. ATLANTIC DIVISION ROTATING OPPONENTS (REGULAR SEASON — 2005-PRES.)**

Opponent	Record	Streak
Boston College	3-2	L1
Florida State	4-0	W4
Louisville	2-0	W2
Maryland	3-1	W2
NC State	4-3	L1
Syracuse	1-1	L1
Wake Forest	4-0	W4
<b>Total</b>	<b>21-7</b>	<b>L2</b>

**2021 HONORS AND AWARDS**
**IN-SEASON**
**ACC Defensive Lineman of the Week**

r-So. DL Jordan Domineck (Sept. 11 vs. Kennesaw State)

**ACC Linebacker of the Week**

Jr. LB Charlie Thomas (Sept. 25 vs. North Carolina)

r-Jr. LB Ayinde Eley (Oct. 9 at Duke)

**ACC Defensive Back of the Week**

Jr. DB Juanyeh Thomas (Oct. 9 at Duke)

Jr. DB Juanyeh Thomas (Nov. 6 at Miami (Fla.))

**ACC Specialist of the Week**

Fr. PK Jude Kelley (Oct. 23 at Virginia)

**Davey O'Brien Award Great 8** (top 8 QBs of the week)

Fr. QB Jeff Sims (Sept. 25 vs. North Carolina)

**Manning Award Star of the Week** (top 8 QBs of the week)

Fr. QB Jeff Sims (Sept. 25 vs. North Carolina)

**Campbell Trophy Semifinalist** (Scholar-Athlete)

r-Sr. OL Ryan Johnson

**Burlsworth Trophy Nominee** (Former/Current Walk-On)

r-Sr. DL Djimon Brooks

**PRESEASON**
**Preseason All-ACC**

Fr. RS Jahmyr Gibbs

**Doak Walker Award Watch List** (Running Back)

Fr. RB Jahmyr Gibbs

Jr. RB Jordan Mason

**Paul Hornung Award Watch List** (Most Versatile Player)

Fr. RB Jahmyr Gibbs

**Campbell Trophy Watch List** (Scholar-Athlete)

Sr. OL Ryan Johnson

**Wuerffel Trophy Watch List** (Community Service)

Jr. DB Juanyeh Thomas

**AFCA Good Works Team Nominee** (Community Service)

Jr. DB Juanyeh Thomas

**Senior Bowl Watch List**

Sr. DB Tariq Carpenter

Jr. DB Juanyeh Thomas

Jr. DL Keion White

**NFLPA Collegiate Bowl Big Board**

Sr. DB Tariq Carpenter

Jr. WR Malachi Carter

Jr. RB Jordan Mason

Jr. DB Tre Swilling

Jr. DB Juanyeh Thomas

Jr. DL Keion White

**ASSOCIATED PRESS TOP 25 POLL (WEEK 11)**

Team (1st-place votes)	Record	Points	Trend
1. Georgia (63)	9-0	1575	-
2. Cincinnati	9-0	1440	-
3. Alabama	8-1	1436	-
4. Oklahoma	9-0	1406	-
5. Oregon	8-1	1319	+2
6. Ohio State	8-1	1293	-
7. Notre Dame	8-1	1139	+1
8. Michigan State	8-1	1096	-3
9. Michigan	8-1	1072	-
10. Oklahoma State	8-1	1038	+1
11. Texas A&M	7-2	1006	+2
12. Ole Miss	7-2	837	+3
13. Wake Forest	8-1	763	-3
14. BYU	8-2	636	+3
15. UTSA	9-0	606	+1
16. Auburn	6-3	478	-4
17. Houston	8-1	467	+3
18. Baylor	7-2	464	-4
19. Iowa	7-2	437	-
20. Wisconsin	6-3	286	NR
21. NC State	7-2	268	NR
22. Coastal Carolina	8-1	264	-1
23. Penn State	6-3	245	-1
24. UL Lafayette	8-1	208	-
25. Pittsburgh	7-2	194	NR

Others receiving votes: Purdue 174, Arkansas 139, San Diego State 84, Utah 32, Iowa State 26, Kentucky 22, Appalachian State 20, SMU 4, Mississippi State 1

**USA TODAY COACHES TOP 25 POLL (WEEK 11)**

Team (1st-place votes)	Record	Points	Prev.
1. Georgia (64)	9-0	1600	-
2. Alabama	8-1	1483	+1
3. Cincinnati	9-0	1430	-1
4. Oklahoma	9-0	1423	-
5. Ohio State	8-1	1356	-
6. Oregon	8-1	1291	+1
7. Notre Dame	8-1	1182	+1
8. Michigan	8-1	1099	+2
9. Michigan State	8-1	1074	-3
10. Oklahoma State	8-1	1045	+1
11. Texas A&M	7-2	1023	+1
12. Ole Miss	7-2	862	+3
13. Wake Forest	8-1	769	-4
14. Iowa	7-2	636	+2
15. BYU	8-2	552	+5
16. UTSA	9-0	525	+2
17. Houston	8-1	472	+2
18. Baylor	7-2	449	-5
19. NC State	7-2	445	+3
20. Auburn	6-3	382	-6
21. Coastal Carolina	8-1	335	-
22. Pittsburgh	7-2	293	+3
23. Penn State	6-3	249	-
24. Wisconsin	6-3	177	NR
25. UL Lafayette	8-1	164	NR

Others receiving votes: Arkansas 116, San Diego State 103, Purdue 77, Kentucky 74, Utah 34, Iowa State 21, Appalachian State 19, SMU 18, Minnesota 10, Nevada 3, Fresno State 3, Clemson 3, Tennessee 2, Arizona State 1

*Georgia Tech opponents in italics*





**OFFENSE**

- For the majority of observers, the most noticeable change when head coach **Geoff Collins** took the reins at Georgia Tech prior to the 2019 season was the transition from the option-based offense that the Yellow Jackets ran under former head coach Paul Johnson for 11 seasons to a spread, pro-style offense.

- Leading the transition to Georgia Tech's spread, pro-style offense is offensive coordinator/quarterbacks coach **Dave Patenaude**. Patenaude also served as the offensive coordinator and quarterbacks coach under Collins for two seasons at Temple (2017-18). With Patenaude at the helm of Temple's offense, the Owls amassed two of the three highest single-season passing totals in school history (3,273 yards in 2017, 3,297 yards in 2018).

- Georgia Tech ranks 50th nationally with 6.1 yards per play this season, continuing a steady improvement since Tech began transitioning from the option-based offense two seasons ago. Last year, the Yellow Jackets ranked 66th nationally in yards per play (5.7) and in 2019, the Jackets were 120th out of 130 NCAA Division I FBS teams at 4.8 yards per play.

- Georgia Tech has totaled at least 400 yards of offense in five of its nine games this season. Last season, the Yellow Jackets had six 400-yard performances in 10 games. Prior to the beginning of the 2020 season, the Jackets had gone 16 games without compiling 400 yards of total offense (dating back to Nov. 3, 2018).

**MOST TOTAL OFFENSE IN A GAME (LAST 34 GAMES)**

Total Yds.	Opponent	Date
<b>1. 570</b>	<b>at Virginia</b>	<b>Oct. 23, 2021</b>
2. 523	Duke	Nov. 28, 2020
3. 471	UCF	Sept. 19, 2020
4. 453	at Syracuse	Sept. 26, 2020
5. 450	Louisville	Oct. 9, 2020
<b>6. 440</b>	<b>at Duke</b>	<b>Oct. 9, 2021</b>
7. 438	at Florida State	Sept. 12, 2020
<b>8. 432</b>	<b>Pitt</b>	<b>Oct. 2, 2021</b>
<b>9. 429</b>	<b>Northern Illinois</b>	<b>Sept. 4, 2021</b>
<b>10. 412</b>	<b>Kennesaw State</b>	<b>Sept. 11, 2021</b>
412	at NC State	Dec. 5, 2020

- Georgia Tech fell just 34 yards short of reaching the 400-yard plateau for the sixth time this season against Virginia Tech (Oct. 30). Penalties played a big role in the Yellow Jackets falling short of the mark, as they had a 53-yard reception to the VT 6 called back due to an offensive pass interference penalty and a 52-yard touchdown reception shortened to 33 yards due to a holding call.

- Not only did those two penalties cost Georgia Tech 72 yards of offense against VT, but more importantly, it potentially cost the Yellow Jackets 11 points, as it came away with just three total points on the two possessions instead of the likely potential of scoring 14 points had it not been for the costly penalties.

- In four games in the month of October (Oct. 2 vs. Pitt, Oct. 9 at Duke, Oct. 23 at Virginia and Oct. 30 vs. Virginia Tech), Georgia Tech averaged a whopping 6.9 yards per play.

- In each of its first three games in October (Oct. 2 vs. Pitt, Oct. 9 at Duke and Oct. 23 at Virginia), Georgia Tech set a season high for total yardage, capped by a whopping 570 yards its 48-40 defeat at Virginia.

- Tech's 570 yards at Virginia were its most in three seasons under Collins and the Jackets' highest total since they had 602 yards in a 49-38 loss at USF on Sept. 8, 2018.

- In addition to the 570 yards of total offense (prev. season high: 440 at Duke, Oct. 9), Georgia Tech also set season highs with 7.3 yards per play (prev. 7.0 vs. Kennesaw State, Sept. 11), 7.9 yards per rush (prev.: 6.1 vs. North Carolina, Sept. 25) and 28 first downs (prev.: 25 vs. NIU) at UVA.

- The Yellow Jackets' 7.9 yards per carry at UVA was their highest yard-per-rush average in three seasons under Collins.

- Georgia Tech has rushed for at least 260 yards seven times under Collins (2019-pres.), including three times this season (271 vs. Northern Illinois, Sept. 4; 270 at Virginia, Oct. 23; 261 vs. North Carolina, Sept. 25).

- Since the beginning of the 2019 season, Tech's seven games with at least 260 rushing yards is tied for second-most in the ACC (Boston College - 8; **Georgia Tech - 7**; North Carolina - 7; Syracuse 7; Virginia Tech - 6).

- Georgia Tech has averaged at least 6.1 yards per rush five times since Collins took the helm, including three times this season (6.1 vs. North Carolina, Sept. 25; 7.9 at Virginia, Oct. 23; 6.1 vs. Virginia Tech, Oct. 30).

- Georgia Tech's 28 first downs at UVA were its most in three seasons under Collins and its most in a game since it had a school-record 35 at Virginia Tech on Oct. 25, 2018.

- Georgia Tech also set a season high with 27 pass completions against Virginia. The 27 completions are tied for Tech's most completions in a game since 2002.

- In all, 17 of the Yellow Jackets' 24 highest completion totals since the beginning of the 2002 season have come in their last 30 games.

**MOST COMPLETIONS IN A GAME (SINCE 2002)**

Completions	Opponent	Year	Result
<b>1. 27</b>	<b>at Virginia</b>	<b>2021</b>	<b>L, 48-40</b>
27	at Duke	2003	L, 41-17
3. 25	North Carolina	2005	W, 27-21
<b>4. 24</b>	<b>Pitt</b>	<b>2020</b>	<b>L, 52-21</b>
24	NC State	2003	W, 29-21
<b>6. 23</b>	<b>at Florida State</b>	<b>2020</b>	<b>W, 16-13</b>
<b>7. 21</b>	<b>at Miami (Fla.)</b>	<b>2021</b>	<b>L, 33-30</b>
<b>8. 20</b>	<b>at Clemson</b>	<b>2021</b>	<b>L, 14-8</b>
<b>9. 19</b>	<b>Pitt</b>	<b>2020</b>	<b>L, 34-20</b>
<b>10. 18</b>	<b>at Boston College</b>	<b>2020</b>	<b>L, 48-27</b>
18	UCF	2020	L, 49-21
18	Middle Tennessee	2012	L, 49-28
<b>13. 17</b>	<b>Kennesaw State</b>	<b>2021</b>	<b>W, 45-17</b>
<b>14. 15</b>	<b>Virginia Tech</b>	<b>2021</b>	<b>L, 26-17</b>
<b>15</b>	<b>Northern Ill.</b>	<b>2021</b>	<b>L, 22-21</b>
<b>15</b>	<b>Notre Dame</b>	<b>2020</b>	<b>L, 31-13</b>
<b>15</b>	<b>at Syracuse</b>	<b>2020</b>	<b>L, 37-20</b>
<b>15</b>	<b>at Virginia</b>	<b>2019</b>	<b>L, 33-28</b>
<b>15</b>	<b>at Duke</b>	<b>2019</b>	<b>L, 41-23</b>
15	at Clemson	2013	L, 55-31
<b>21. 14</b>	<b>at Temple</b>	<b>2019</b>	<b>L, 24-2</b>
<b>14</b>	<b>USF</b>	<b>2019</b>	<b>W, 14-10</b>
14	Duke	2014	L, 31-25

- On Oct. 9 at Duke, Georgia Tech scored the game-winning touchdown on a 36-yard pass from **Jeff Sims** to **Adonias Sanders** with 51 seconds left in the game. It marked the first time that the Yellow Jackets scored a go-ahead, game-winning touchdown with less than a minute to go in regulation for the first time since Dedrick Mills' 4-yard touchdown run with 35 seconds left in a 17-14 win over Boston College on Sept. 3, 2016 in Dublin, Ireland.

- In the thrilling win at Duke, Tech got the ball back on its own 12 with 1:42 to go and no timeouts remaining, trailing 27-24. The Yellow Jackets needed only 51 seconds to march 88 yards in six plays for the winning score.

- On Oct. 2, Georgia Tech passed for 359 yards against Pitt, which was the Yellow Jackets' most passing yards in a game since they threw for 365 against Western Carolina on Sept. 1, 2011 and their most against an NCAA Division I FBS opponent since they had a school-record 486 passing yards at Virginia on Nov. 10, 2001.

- The Yellow Jackets' 359 passing yards against Pitt rank 10th in Georgia Tech history.

**MOST PASSING YARDS IN A GAME (GT HISTORY)**

Passing Yds.	Opponent	Date
1. 486	Virginia	Nov. 10, 2001
2. 454	Clemson	Oct. 28, 2000
3. 416	Duke	Oct. 31, 1987
4. 387	Maryland	Sept. 30, 1999
387	Florida State	Sept. 11, 1999
6. 373	The Citadel	Sept. 12, 1987
7. 371	Rice	Sept. 30, 1972
8. 365	Western Carolina	Sept. 1, 2011
9. 361	Navy	Nov. 17, 1979
<b>10. 359</b>	<b>Pitt</b>	<b>Oct. 2, 2021</b>

- Georgia Tech amassed 313 of its 394 total yards and scored 32 of its 45 points in the second half of its 45-22 victory over No. 21/20 North Carolina (Sept. 25).

- Tech's 17-play, 97-yard touchdown drive in the second quarter against Northern Illinois matched the 11th-longest scoring drive by yards in program history (longest since a 99-yard TD drive at Pitt on Sept. 15, 2018) and the 21st-longest scoring drive by plays in program history (longest since a 17-play field goal drive and 18-play TD drive vs. North Carolina on Sept. 30, 2017).

- After ranking 125th out of 127 teams nationally last season with 25 turnovers (2.5 per game), Georgia Tech has improved to 51st nationally (sixth in the ACC) with just 11 turnovers through nine games this season (1.2 per game).

- Since the beginning of last season, Georgia Tech has had an average of 1.3 turnovers per game in wins but has averaged 2.1 turnovers per game in losses.

**QUARTERBACKS**

- With 194 passing yards last Saturday at Miami (Fla.), Fr. QB **Jeff Sims** leapt to No. 9 all-time at Georgia Tech with 3,349 career passing yards.

- Sims began the day against Miami in 12th place on the Yellow Jackets' all-time passing list. He surpassed Donnie Davis (3,261 yards - 1992-95), Josh Nesbitt (3,276 yards - 2007-10) and Tevin Washington (3,312 yards - 2009-12) to move into the top 10.

- Sims needed just 17 career games to move into the top 10 in passing yards in Tech program history.

**3,000 CAREER PASSING YARDS (GT HISTORY)**

Player	Years	Yards
1. Joe Hamilton	1996-99	8,882
2. Shawn Jones	1989-92	8,441
3. Reggie Ball	2003-06	8,128
4. George Godsey	1998-01	6,137
5. Mike Kelley	1978-81	5,249
6. Justin Thomas	2013-16	4,754
7. John Dewberry	1983-85	4,193
8. Eddie McAshan	1970-72	4,080
<b>9. Jeff Sims</b>	<b>2020-pres.</b>	<b>3,349</b>
10. Tevin Washington	2009-12	3,312
11. Josh Nesbitt	2007-10	3,276
12. Donnie Davis	1992-95	3,261

- Sims missed what basically amounted to three full games this season due to an injury sustained in the first half of the season opener versus Northern Illinois (Sept. 4).

**OFFENSE**

• After sustaining the injury in the opener against NIU, Sims was out of action for the next two full games vs. Kennesaw State (Sept. 11) and at Clemson (Sept. 18).

• Sims returned to game action late in the first half versus No. 21/20 North Carolina (Sept. 25) and in just over a half of play, accounted for 240 yards of total offense and four touchdowns to help lead Tech to a 45-22 win.

• When Sims entered the game versus UNC, Tech trailed 7-6 with 3:23 to go in the first half. Sims led the Yellow Jackets to scores on six of their remaining seven possessions (five touchdowns and one field goal - kneel-downs at the end of each half notwithstanding).

• Sims was especially impressive in the running game against North Carolina, amassing 128 yards and scoring three touchdowns (11, 1 and 50 yards) on just 10 carries (12.8 avg.).

• In the passing game, Sims was an ultra-efficient 10-of-13 for 112 yards and a touchdown against the Tar Heels.

• Despite only playing a little more than a half against UNC, Sims set career highs for rushing yards (128), rushing touchdowns (3) and touchdowns responsible for (4).

• Sims' 174.68 pass-efficiency rating against North Carolina was the second-highest of his career, behind only the 183.41 rating he compiled in last season's 46-27 home win over Louisville.

• Sims' .769 completion percentage against UNC is tied for the 14th-best single-game completion percentage in Georgia Tech history (min. 10 attempts).

• Sims' .769 completion percentage against UNC was the highest by a Yellow Jacket (min. 10 attempts) since Joshua Nesbitt completed 78.6% of his passes (11-of-14) against Mississippi State on Oct. 3, 2009.

• Sims is one of only three NCAA Division I FBS student-athletes this season (and one of only two from a Power Five conference) to run for 100 yards, pass for 100 yards, score at least three rushing touchdowns and throw for at least one touchdown in a game.

**QB'S WITH 100 RUSH YDS/100 PASS YDS/  
3 RUSHING TDs/1 PASSING TD IN A GAME  
(NCAA DIVISION I FBS, 2021)**

Player	Team	Rush Yds./TD	Pass Yds./TD	Opp.
Rocky Lombardi	N. Illinois	119/3/282/1		Maine
<b>Jeff Sims</b>	<b>Georgia Tech</b>	<b>128/3/112/1</b>		<b>UNC</b>
Garrett Shrader	Syracuse	137/3/150/1		FSU
Garrett Shrader	Syracuse	174/3/236/2		VT

• In recognition of his performance versus North Carolina, Sims was named to both the Davey O'Brien Award Great 8 and Manning Award Stars of the Week lists. Both recognize the top eight performances by college quarterbacks each week.

• The O'Brien and Manning Award weekly honors were the second of Sims' career. He also earned both recognitions after leading Georgia Tech to a 16-13 win at Florida State in his first collegiate game on Sept. 12 of last season.

• Sims put together one of the most prolific passing performances in school history versus Pitt (Oct. 2), completing 24-of-33 passes for 359 yards and two touchdowns. His 24 completions and 359 passing yards were both career highs, while his .727 completion percentage and two touchdown passes both rank second in his collegiate career.

• Sims' 359 passing yards against Pitt were the eighth-most by an individual in Georgia Tech history, and the most by a Yellow Jacket since George Godsey threw for a school-record 486 yards against Virginia on Nov. 10, 2001.

**MOST PASSING YARDS IN A GAME (GT HISTORY)**

Player	Pass Yds.	Opponent	Date
1. George Godsey	486	Virginia	Nov. 11, 2001
2. George Godsey	454	Clemson	Oct. 28, 2000
3. Darrell Gast	416	Duke	Oct. 31, 1987
4. Joe Hamilton	387	Maryland	Sept. 30, 1999
Joe Hamilton	387	Florida State	Sept. 11, 1999
6. Eddie McAshan	371	Rice	Sept. 30, 1972
7. Michael Kelley	361	Navy	Nov. 17, 1979
<b>8. Jeff Sims</b>	<b>359</b>	<b>Pitt</b>	<b>Oct. 2, 2021</b>
9. George Godsey	354	Maryland	Nov. 18, 2000
10. Joe Hamilton	341	Georgia	Nov. 27, 1999

• Sims had the three-highest passing totals of his career in consecutive games last month — 359 vs. Pitt, 297 at Duke (Oct. 9) and 300 at Virginia (Oct. 23).

• Sims threw for a career-high-tying three touchdown passes twice in October (Oct. 9 at Duke and Oct. 23 at Virginia), giving him three three-TD games in his career (he also threw for three scores against Duke on Nov. 28 of last season).

• Sims is only the fourth Georgia Tech quarterback since 2000 to throw at least three touchdown passes in a game three times.

**MOST GAMES WITH AT LEAST 3 TD PASSES —  
GEORGIA TECH (SINCE 2000)**

Player	Games	Years
1. George Godsey	5	1998-2001
2. Reggie Ball	4	2003-06
<b>3. Jeff Sims</b>	<b>3</b>	<b>2020-pres.</b>
2. Justin Thomas	3	2013-16

• On Oct. 23 at Virginia, Sims moved into Georgia Tech's all-time top 10 for single-game completions, as his 27 completions against UVA were the fifth-most in Tech history.

**MOST COMPLETIONS IN A GAME (GT HISTORY)**

Player	Pass Yds.	Opponent	Date
1. George Godsey	39	Virginia	Nov. 11, 2001
2. George Godsey	35	Clemson	Oct. 28, 2000
3. George Godsey	29	Virginia	Nov. 9, 2000
4. A.J. Suggs	28	Maryland	Oct. 17, 2002
<b>5. Jeff Sims</b>	<b>27</b>	<b>Virginia</b>	<b>Oct. 23, 2021</b>
Reggie Ball	27	Duke	Nov. 8, 2003
Michael Kelley	27	Georgia	Nov. 29, 1980
8. Three tied	26		

**JEFF SIMS — GAME-BY-GAME**

2020	Rush	Yds.	TD	C-A-I	Yds.	TD	Total Off.
Florida State	13	64	0	23-34-2	277	1	341
UCF	16	82	1	18-36-2	244	1	326
Syracuse	8	41	1	13-28-4	174	1	215
Louisville	7	64	1	11-21-0	249	2	313
Clemson	13	-23	0	6-13-1	81	1	58
Boston College	12	47	1	12-18-1	171	2	218
Notre Dame	12	2	0	15-26-0	150	0	152
Duke	12	108	0	13-23-1	146	3	154
NC State	17	93	1	13-27-0	151	0	244
Pitt	10	14	1	17-31-2	238	2	252
<b>Total</b>	<b>120</b>	<b>492</b>	<b>6</b>	<b>141-257-13</b>	<b>1,881</b>	<b>13</b>	<b>2,119</b>

2021	Rush	Yds.	TD	C-A-I	Yds.	TD	Total Off.
Northern Ill.	6	34	0	3-8-0	21	0	55
Kennesaw St.	— DID NOT PLAY —						
Clemson	— DID NOT PLAY —						
UNC	10	128	3	10-13-0	112	1	240
Pitt	10	38	0	24-33-2	359	2	397
Duke	12	55	1	12-25-2	297	3	352
Virginia	10	65	0	27-44-1	300	3	365
Virginia Tech	11	60	0	15-26-1	183	2	243
Miami	11	-8	0	21-38-1	194	1	186
<b>Total</b>	<b>70</b>	<b>372</b>	<b>4</b>	<b>113-188-7</b>	<b>1,468</b>	<b>12</b>	<b>1,840</b>
<b>Career</b>	<b>190</b>	<b>864</b>	<b>10</b>	<b>254-445-20</b>	<b>3,349</b>	<b>25</b>	<b>4,213</b>

• Despite missing what basically amounted to three full games earlier this season, Sims still ranks No. 1 nationally in yards per rush (5.3), No. 2 in rushing yards (372), and No. 6 in pass-efficiency rating (139.3) among quarterbacks that are freshmen eligibility-wise in 2021.

• Last season, Sims ranked sixth and eighth, respectively, among all freshmen nationally in 2020 in touchdown passes (13) and passing yards (1,881).

• Sims' 1,881 passing yards last season were the most by a Georgia Tech quarterback through just 10 games since George Godsey had 2,631 yards through 10 games in 2001.

• Since 2000, Sims, Godsey and A.J. Suggs are the only Tech QBs to throw thrown for at least 1,800 yards through 10 games of a season (Sims: 1,881 - 2020; Suggs: 1,844 - 2002; Godsey: 2,684 - 2000 and 2,631 - 2001).

• In addition to leading Georgia Tech in all passing categories last season, Sims also led the Yellow Jackets in rushing yards (492) and rushing touchdowns (6).

• Sims was one of only 10 NCAA Division I FBS players and the only freshman (true or redshirt) with 100 rushing yards and three touchdown passes in a game last season, a feat he accomplished against Duke (Nov. 28).

• Sims had at least 240 passing yards and 60 rushing yards three times last season (Sept. 12 at Florida State, Sept. 19 vs. UCF and Oct. 9 vs. Louisville). It was an accomplishment that was only achieved 42 times in NCAA Division I FBS over the course of the 2020 season. Sims was one of only two players from a Power Five conference to do it three times, one of only 11 players to do it multiple times and the only true freshman that did it even once.

• Last season, Sims became only the third Yellow Jacket to ever be named ACC Rookie of the Week as many as three times and the fifth to earn the honor multiple times.

**GEORGIA TECH PLAYERS TO BE NAMED  
ACC ROOKIE OF THE WEEK MULTIPLE TIMES**

No.	Player	Pos.	Year
5	Reggie Ball	QB	2003
4	Calvin Johnson	WR	2004
<b>3</b>	<b>Jeff Sims</b>	<b>QB</b>	<b>2020</b>
2	Tobias Oliver	QB	2018
2	Dedrick Mills	RB	2016

• After Sims left the 2021 season opener versus Northern Illinois (Sept. 4) due to injury, redshirt freshman **Jordan Yates** saw the first significant action of his collegiate career.

• Yates responded in a big way, completing 12-of-18 passes for 135 yards and a touchdown and running nine times for 27 yards and another score (all career highs) against NIU. He nearly led the Yellow Jackets to victory after entering the game facing a 14-0 deficit in the second quarter.

• Yates led Georgia Tech to three touchdowns in his eight possessions at the helm against NIU, including a 17-play, 97-yard touchdown drive in his first series behind center.

• Yates was even more impressive the following week in his first-career start versus Kennesaw State (Sept. 11), completing 17-of-23 passes (.739) without an interception for a career-high 254 yards and four touchdowns.

• Yates' four touchdown passes against KSU are tied for the third-most in Georgia Tech history and were the most by a Yellow Jacket since Justin Thomas also threw for four TDs against Georgia Southern on Sept. 13, 2014.



**OFFENSE**

**MOST TD PASSES IN A GAME (GT HISTORY)**

Player	TD	Opponent	Year
1. Joe Hamilton	5	Clemson	1999
Eddie McAshan	5	Rice	1972
<b>3. Jordan Yates*</b>	<b>4</b>	<b>Kennesaw State</b>	<b>2021</b>
Justin Thomas	4	Georgia Southern	2014
12 others	4		

\*most in first-career start

• Yates is one of only 15 Power Five conference quarterbacks to throw for at least 250 yards and four touchdowns while completing at least 70% of his passes in a game this season (those 15 QBs have combined to accomplish the feat a total of 20 times).

**250 PASS YDS/4 TD PASSES/70% COMPLETION PCT. (POWER FIVE - 2021)**

Player	Team	Yds./TD/Pct.	Opp.	Date
Will Rogers	Mississippi St.	417/4/.750	Arkansas	11/6
Caleb Williams	Oklahoma	402/6/.767	Texas Tech	10/30
Sam Hartman	Wake Forest	458/5/.793	Army	10/23
Caleb Williams	Oklahoma	295/4/.783	TCU	10/16
Bryce Young	Alabama	348/4/.714	Miss. St.	10/16
C.J. Stroud	Ohio State	406/5/.727	Maryland	10/9
C.J. Stroud	Ohio State	330/5/.739	Rutgers	10/2
Sean Clifford	Penn State	401/4/.731	Villanova	9/25
Kenny Pickett	Pitt	403/5/.857	New Hamp.	9/25
Casey Thompson	Texas	303/5/.783	Texas Tech	9/25
Bryce Young	Alabama	313/5/.909	So. Miss.	9/25
B. Armstrong	Virginia	554/4/.722	N. Carolina	9/18
Max Johnson	LSU	372/5/.743	C. Michigan	9/18
Kenny Pickett	Pitt	382/6/.742	W. Michigan	9/18
Tyler Shough	Texas Tech	399/4/.743	FIU	9/18
<b>Jordan Yates</b>	<b>Ga. Tech</b>	<b>254/4/.739</b>	<b>Kenn. St.</b>	<b>9/11</b>
B. Armstrong	Virginia	405/5/.750	Illinois	9/11
Stetson Bennett	Georgia	288/5/.833	UAB	9/11
Payton Thorne	Michigan St.	280/4/.714	Y'town St.	9/11
Jack Coan	Notre Dame	366/4/.743	Florida St.	9/5
Bryce Young	Alabama	344/4/.711	Miami (Fla.)	9/4

• Yates completed 20-of-34 passes (.588) for 203 yards in Georgia Tech's heartbreaking 14-8 defeat at No. 6 Clemson (Sept. 18). The 20 completions were a career high.

• Since the beginning of the 2019 season, Yates is on an elite list of nine quarterbacks who have thrown for at least 200 yards while completing at least 58% of his passes against Clemson's vaunted defense. He is one of only three to accomplish the feat during the regular season.

**200 PASS YDS/58% COMP. PCT. vs. CLEMSON (SINCE 2019)**

Player	Team	Yds./Pct.	Date
Kenny Pickett	Pitt	302/64.1	10/23/21
Devin Leary	NC State	238/.727	9/25/2021
<b>Jordan Yates</b>	<b>Georgia Tech</b>	<b>203/.588</b>	<b>9/18/2021</b>
Justin Fields	Ohio State	385/.786	1/1/2021+
Ian Book	Notre Dame	219/.714	12/19/2020^
Joe Burrow	LSU	463/.633	1/13/2020*
Justin Fields	Ohio State	320/.652	12/28/2019+
Bryce Perkins	Virginia	266/.628	12/7/2019^
Tua Tagovailoa	Alabama	295/.647	1/7/2019*

\* College Football Playoff championship game

+ College Football Playoff semifinal

^ ACC championship game

• For his career, Yates has seen action in 10 games (two as a true freshman in 2019, three in 2020 and all five this season) and completed 60-of-101 passes (.594) for 667 yards and five touchdowns. He has also run for a score.

• Georgia Tech added another reserve quarterback in the offseason in **Trad Beatty**, a graduate transfer from Temple. Beatty, who was recruited to Temple by Collins in 2018, played in five games over three seasons with the Owls (2018-20), including starts versus Tulane and No. 18 SMU in 2020.

**RUNNING BACKS**

• Fr. RB **Jahmyr Gibbs** is one of college football's most dynamic all-around ball-carriers.

• Through nine games this season, Gibbs leads Georgia Tech in rushing yards (591), yards per reception (14.8 avg. - min. 10 rec.), kickoff return average (22.2 avg.) and all-purpose yards (1,452) and second on the squad in receptions (29) and receiving yards (440).

• Gibbs ranks No. 3 nationally in all-purpose yardage this season (161.9 ypg), highlighting five wide-ranging statistical categories that he ranks among the nation's top 125 in.

**JAHMYR GIBBS — 2021 NATIONAL/ACC RANKS**

Category	No.	FBS Rank	ACC Rank
All-Purpose Yards	161.9 ypg	3rd	2nd
Kickoff Returns	22.2 ypr	41st	4th
Total Rushing Yards	591	81st	10th
Rushing Yards Per Game	65.7	85th	10th
Yards Per Reception	14.8	122nd	18th

• Gibbs has set new career highs for single-game all-purpose yards in each of the past two games with 223 against Virginia Tech on Oct. 30 (113 rushing, 48 receiving, 62 kickoff return) and 237 last Saturday at Miami (67 rushing, 72 receiving, 98 kickoff return).

**JAHMYR GIBBS - GAME-BY-GAME**

	All-						
2020	Rush	Yds.	TD	Rec.	Yds.	TD	KR/Yds. Purp.
FSU	— DID NOT PLAY —						
UCF	15	66	1	4	60	1	2/93 219
S'cuse	18	105	0	2	26	1	3/44 175
L'ville	13	61	1	2	60	1	0/0 121
Clemson	15	67	0	3	23	0	0/0 90
BC	8	9	0	4	37	0	3/68 114
ND	14	61	0	5	49	0	0/0 110
Duke	6	91	2	4	48	0	0/0 139
NCSU	— DID NOT PLAY —						
Pitt	— DID NOT PLAY —						
<b>Total</b>	<b>89</b>	<b>460</b>	<b>4</b>	<b>24</b>	<b>303</b>	<b>3</b>	<b>8/205 968</b>
	All-						
2021	Rush	Yds.	TD	Rec.	Yds.	TD	KR/Yds. Purp.
NIU	20	99	0	3	17	0	3/62 178
KSU	9	56	0	2	44	0	1/42 142
Clemson	11	30	0	2	17	0	1/16 63
UNC	13	64	1	2	16	0	0/0 80
Pitt	10	-10	0	6	125	0	3/82 197
Duke	14	40	0	3	82	1	3/59 181
UVA	13	132	1	4	24	0	0/0 155
VT	11	113	0	4	48	0	4/62 223
Miami	9	67	1	4	72	1	4/98 237
<b>Total</b>	<b>110</b>	<b>591</b>	<b>3</b>	<b>31</b>	<b>450</b>	<b>2</b>	<b>19/421 1,462</b>
<b>Career</b>	<b>199</b>	<b>1051</b>	<b>7</b>	<b>55</b>	<b>753</b>	<b>5</b>	<b>27/626 2,430</b>

• For the first time this season and third time in his career, Gibbs scored touchdowns by rushing (29 yards) and receiving (50 yards) last Saturday at Miami.

• Gibbs' 50-yard touchdown reception at Miami marked the fifth-straight game that he has had a play from scrimmage of 50 or more yards (71-yard reception vs. Pitt — Oct. 2; 77-yard reception at Duke — Oct. 9; 71-yard rush at Virginia — Oct. 23; 61-yard rush vs. Virginia Tech — Oct. 30; 50-yard reception at Miami — last Saturday).

• Gibbs is one of only eight players in the NCAA Division I FBS this season with five plays from scrimmage of 50-plus yards. His five 50-yard-plus plays from scrimmage are also tied for the most among all Power Five conference players.

**MOST PLAYS FROM SCRIMMAGE OF 50+ YARDS — 2021 (NCAA DIVISION I FBS)**

Player	Pos.	Team	Plays
1. Jacob Cowing	WR	UTEP	7
2. Keaton Mitchell	RB	East Carolina	6
Bryce Singleton	WR	FIU	6
<b>4. Jahmyr Gibbs</b>	<b>RB</b>	<b>Georgia Tech</b>	<b>5</b>
Calvin Austin III	WR	Memphis	5
Ty Chandler	RB	North Carolina	5
Samori Toure	WR	Nebraska	5
Jameson Williams	WR	Alabama	5

• Gibbs is one of only four players in the NCAA Division I FBS this season with four plays from scrimmage of 60-plus yards.

**MOST PLAYS FROM SCRIMMAGE OF 60+ YARDS — 2021 (NCAA DIVISION I FBS)**

Player	Pos.	Team	Plays
1. Keaton Mitchell	RB	East Carolina	5
<b>2. Jahmyr Gibbs</b>	<b>RB</b>	<b>Georgia Tech</b>	<b>4</b>
Samori Toure	WR	Nebraska	4
Jameson Williams	WR	Alabama	4

• Gibbs is one of only 12 FBS student-athletes — and the only running back — with two 70-plus-yard receptions this season.

**MOST 70+YARD RECEPTIONS — 2021 (NCAA DIVISION I FBS)**

Player	Pos.	Team	Plays
1. Jameson Williams	WR	Alabama	3
<b>2. Jahmyr Gibbs</b>	<b>RB</b>	<b>Georgia Tech</b>	<b>2</b>
10 others tied			2

• Gibbs is also one of 22 FBS student-athletes with two 60-plus-yard runs this season.

**MOST 60+YARD RUSHES — 2021 (NCAA DIVISION I FBS)**

Player	Pos.	Team	Plays
1. Keaton Mitchell	RB	East Carolina	4
<b>2. Jahmyr Gibbs</b>	<b>RB</b>	<b>Georgia Tech</b>	<b>2</b>
20 others tied			2

• Last Saturday at Miami, Gibbs posted at least 60 rushing yards, 60 receiving yards, one rushing touchdown and one receiving touchdown for the third time in 16 career games (prev.: Sept. 19, 2020 vs. UCF and Oct. 9, 2020 vs. Louisville). It is an accomplishment that has only achieved 23 times by NCAA Division I FBS players since the beginning of the 2020 season. Gibbs is the only player to do it three times and one of only four players to do it multiple times.

**60 RUSHING YARDS, 60 RECEIVING YARDS, 1 RUSHING TOUCHDOWN, 1 RECEIVING TOUCHDOWN IN A GAME — 2020-21 (NCAA DIVISION I FBS)**

Player	Team	Games
<b>1. Jahmyr Gibbs</b>	<b>Georgia Tech</b>	<b>3</b>
2. Travis Etienne	Clemson	2
Najee Harris	Alabama	2
Ronnie Rivers	Fresno State	2
5. 14 others		1

• Also last Saturday at Miami, Gibbs recorded 60 rushing yards, 60 receiving yards and 90 kickoff return yards in a game for the second time in his 16-game career (prev.: Sept. 19, 2020 vs. UCF). It is an accomplishment that has only been accomplished 35 times by NCAA Division I FBS players since 2000. Gibbs joins Heisman Trophy winner Reggie Bush (USC - 2003-05) and Jason Chery (UL Lafayette - 2005-08) as the only FBS players since 2000 that have done it multiple times.

**60 RUSHING YARDS, 60 RECEIVING YARDS, 90 KICKOFF RETURN YARDS IN A GAME — SINCE 2000 (NCAA DIVISION I FBS)**

Player	Team	Games	Years
<b>1. Jahmyr Gibbs</b>	<b>Georgia Tech</b>	<b>2</b>	<b>2020-pres.</b>
2. Reggie Bush	USC	2	2003-05
Jason Chery	UL Lafayette	2	2005-08
4. 29 others		1	



**OFFENSE**

- On a 23-yard run in the first quarter versus Virginia Tech (Oct. 30) — just the 15th game of his collegiate career — Gibbs surpassed 2,000 career all-purpose yards.

- With 2,430 all-purpose yards in 16 career games (151.9 ypg), Gibbs needs just 84 yards to move into Tech's all-time top 20 for all-purpose yards (No. 20 Cory Collier amassed 2,514 career all-purpose yards at Tech from 1983-86).

- Gibbs had back-to-back 100-yard rushing games last month against Virginia (career-high 132 yds. - Oct. 23) and against Virginia Tech (113 yds. - Oct. 30).

- Gibbs' 71-yard touchdown run early in the second half at Virginia was the longest rush by a Yellow Jacket since QB TaQuon Marshall had a 78-yard touchdown run at Virginia on Nov. 4, 2017 (r-Jr. RB **Jordan Mason** matched the 71-yard run last Saturday at Miami).

- Two games prior to his career-high 132 rushing yards at Virginia, Gibbs had a career-high 125 receiving yards against Pitt (Oct. 2).

- Gibbs' 125 receiving yards against Pitt were the most by a Georgia Tech player since DeAndre Smelter's 132 yards against Wofford on Aug. 30, 2014 and the most by a Yellow Jacket against an NCAA Division I FBS opponent since Stephen Hill's 151 yards against North Carolina on Sept. 24, 2011.

- Gibbs' 125 receiving yards against Pitt were the most by a Georgia Tech running back in 51 years, since Steve Harkey's 132 yards against South Carolina on Sept. 12, 1970.

- Since 2000, Gibbs is the only NCAA Division I FBS player that has amassed 591 rushing yards, 445 receiving yards and 421 kickoff return yards in team's first nine games of the season.

- The only other FBS player since 2000 that even had 500 rushing yards, 400 receiving yards and 400 kickoff return yards through his team's first nine games was Utah State's Emmett White in 2000. Besides Gibbs, Penn State's Saquon Barkley has been the closest Power Five conference player to accomplishing the feat since 2000 with 864 rushing yards, 504 receiving yards and 393 kickoff return yards through nine games in 2017.

- Last season, Gibbs became one of only seven Power Five conference players since 2000 with 450 rushing yards/300 receiving yards/200 kickoff return yards in his team's first eight games of a season, joining Reggie Bush (USC - 2004), Marion Grice (Arizona State - 2013), Christian McCaffery (Stanford - 2015), Joe Mixon (Oklahoma - 2016), Barkley (Penn State - 2017) and Lynn Bowden, Jr. (Kentucky - 2019).

- The second head of Georgia Tech's multi-headed monster at running back is Jr. **Jordan Mason**. Mason ranks third on the squad with 319 rushing yards through nine games this season.

**JORDAN MASON - GAME-BY-GAME**

2018	Rush	Yds.	TD	Rec.	Yds.	TD	All-Purp.
Alcorn St.	11	85	1	0	0	0	85
USF	13	95	0	0	0	0	95
Pitt	10	94	0	1	2	0	96
Clemson	4	30	0	0	0	0	30
Bowling Green	7	61	2	0	0	0	61
Louisville	13	78	1	0	0	0	78
Duke	12	39	0	0	0	0	39
Virginia Tech	12	82	3	0	0	0	82
North Carolina	12	40	0	0	0	0	40
Miami (Fla.)	5	24	0	0	0	0	24
Virginia	3	9	0	0	0	0	9
Georgia	1	3	0	0	0	0	3
Minnesota	5	19	0	0	0	0	19
<b>2018 Total</b>	<b>108</b>	<b>659</b>	<b>7</b>	<b>1</b>	<b>2</b>	<b>0</b>	<b>661</b>

2019	Rush	Yds.	TD	Rec.	Yds.	TD	All-Purp.
Clemson	13	72	1	0	0	0	72
USF	20	99	1	3	15	0	114
The Citadel	11	78	2	1	11	0	89
Temple	5	8	0	2	17	0	25
North Carolina	8	62	1	0	0	0	62
Duke	18	106	0	1	2	0	108
Miami (Fla.)	20	141	1	0	0	0	141
Pitt	15	56	0	0	0	0	56
Virginia	19	94	1	0	0	0	94
Virginia Tech	5	5	0	0	0	0	5
NC State	22	141	0	0	0	0	141
Georgia	16	37	0	0	0	0	37
<b>2019 Total</b>	<b>172</b>	<b>899</b>	<b>7</b>	<b>8</b>	<b>45</b>	<b>0</b>	<b>942</b>

2020	Rush	Yds.	TD	Rec.	Yds.	TD	All-Purp.
Florida St.	14	55	1	1	18	0	73
UCF	— DID NOT PLAY —						
Syracuse	— DID NOT PLAY —						
Louisville	— DID NOT PLAY —						
Clemson	— DID NOT PLAY —						
Boston Col.	6	27	0	1	37	0	64
Notre Dame	7	25	1	1	-2	0	23
Duke	21	105	0	1	6	0	111
NC State	21	99	0	2	8	0	107
Pitt	13	41	0	1	5	0	46
<b>2020 Total</b>	<b>82</b>	<b>352</b>	<b>2</b>	<b>7</b>	<b>72</b>	<b>0</b>	<b>424</b>

2021	Rush	Yds.	TD	Rec.	Yds.	TD	All-Purp.
Northern Ill.	15	96	0	0	0	0	96
Kennesaw St.	6	11	0	1	6	0	17
Clemson	9	20	0	0	0	0	20
UNC	8	42	0	0	0	0	42
Pitt	2	2	0	1	2	0	4
Duke	5	9	0	0	0	0	9
Virginia	8	58	0	2	24	0	82
Virginia Tech	3	6	0	1	1	0	7
Miami	8	75	1	3	29	0	104
<b>2021 Total</b>	<b>64</b>	<b>319</b>	<b>1</b>	<b>7</b>	<b>61</b>	<b>1</b>	<b>380</b>
<b>Career</b>	<b>426</b>	<b>2,229</b>	<b>17</b>	<b>22</b>	<b>178</b>	<b>1</b>	<b>2,407</b>

- Buoyed by a career-long 71-yard touchdown run, Mason moved from 15th to 13th on Georgia Tech's all-time rushing list last Saturday at Miami (Fla.) with 2,229 career yards.

**2,000 CAREER RUSHING YARDS — GT HISTORY**

Player	Years	Yards
1. Robert Lavette	1981-84	4,066
2. Jerry Mays	1985-89	3,699
3. Eddie Lee Ivery	1975-78	3,517
4. Tashard Choice	2005-07	3,365
5. P.J. Daniels	2002-05	3,346
6. Jonathan Dwyer	2007-09	3,226
7. Joshua Nesbitt	2007-10	2,806
8. Joe Burns	1998-01	2,634
9. Justin Thomas	2013-16	2,412
10. C.J. Williams	1994-96	2,365
11. David Sims	1974-76	2,274
12. David Sims	2010-13	2,252
<b>13. Jordan Mason</b>	<b>2018-pres.</b>	<b>2,229</b>
14. Tevin Washington	2009-12	2,225
15. TaQuon Marshall	2015-18	2,189
16. Zach Laskey	2011-14	2,033
17. William Bell	1989-93	2,026

- Mason's 96-yard rushing performance in the season opener against NIU marked the 10th time in his career that he has rushed for at least 94 yards in a game. In a bit of tough luck, he has only gone over the 100-yard mark four times in those 10 games, as he has finished with 94 yards twice, 95 once, 96 once and 99 twice.

- Since Mason made his collegiate debut in 2018, his six games with between 94-99 rushing yards are the most in all of NCAA Division I FBS.

**GAMES WITH 94-99 RUSHING YDS. - FBS (SINCE 2018)**

Player	Team	No.
<b>Jordan Mason</b>	<b>Georgia Tech</b>	<b>6</b>
Zonovan Knight	NC State	4
Trey Ragas	La.-Lafayette	4
Stevie Scott	Indiana	4
10 tied		3

- In fact, since Mason's debut in 2018, no FBS player has rushed for between 90-99 yards more times than Mason's six (La.-Lafayette's Elijah Mitchell did it five times).

- Rounding out perhaps the deepest stable of running backs in all of college football are sophomores **Dontae Smith** and **Jamious Griffin**.

- On just 45 carries this season, Smith has registered 260 yards (5.8 avg.) and four touchdowns.

- Smith's four touchdowns this season give him eight career touchdowns in just 98 carries (one TD every 12.3 carries).

- Smith is averaging a gaudy 6.3 yards per rush for his career (621 yards on 98 carries).

- Smith is currently leading Georgia Tech's running backs in yards per rush (5.8 avg.) for the second-straight season. He led the Yellow Jackets with a 6.9 yards-per-carry average in 2020 (min. 10 carries).

- Head coach **Geoff Collins** has dubbed the Yellow Jackets' top trio of running backs Thunder (Mason), Lightning (Gibbs) and Dynamite (Smith).

- Griffin rushed for 229 yards last season (fourth on the team) and two touchdowns despite playing in only seven games.

**WIDE RECEIVERS**

- Jr. **Malachi Carter** and Sr. **Kyric McGowan** have been an impressive one-two punch at wide receiver for Georgia Tech through nine games this season.

- Carter leads the team in receiving yards (445), co-leads in receptions (32) and leads all wideouts in yards per reception (13.9 - min. 10 receptions).

- Carter made one of college football's top catches of the season versus North Carolina (Sept. 25), when he leapt high over a UNC defensive back to haul in a fade pass in the end zone from QB Jeff Sims. Carter made the catch over the defender but, as the defender was riding him out-of-bounds, had the wherewithal to find the end zone with his toe as he fell to the ground for the acrobatic touchdown reception.

- Carter put up one of the best recent performances by a wide receiver by a Georgia Tech receiver in a season opener when he caught six passes for a career-high 92 yards and a touchdown against Northern Illinois (Sept. 4).





**OFFENSE**

- Carter's 92 receiving yards against NIU were the most by a Georgia Tech wide receiver in a season opener since DeAndre Smelter had 132 yards in the 2014 opener against Wofford and the most by a Yellow Jacket wideout in a season opener against an NCAA Division I FBS opponent since Calvin Johnson had 111 yards against Notre Dame in 2006.
- McGowan, a graduate transfer from Northwestern, leads Georgia Tech with seven touchdown receptions in seven games this season (he missed the Oct. 2 game vs. Pitt due to injury).
- McGowan, a graduate transfer from Northwestern, leads Georgia Tech with seven touchdown receptions in eight games this season (he missed the Oct. 2 game vs. Pitt due to injury).
- Despite missing a game, McGowan's seven touchdown catches are tied for sixth in the ACC and 23rd nationally this season.
- McGowan's seven touchdown receptions are tied for seventh in Georgia Tech single-season history.

**MOST TD RECEPTIONS IN A SEASON (GT HISTORY)**

Player	No.	Year
1. Calvin Johnson	15	2006
2. Kelly Campbell	10	2000
	Kelly Campbell	10
	1999	
4. Dez White	9	1998
	Jimmy Robinson	9
	1972	
6. Buck Martin	8	1951
<b>7. Kyric McGowan</b>	<b>7</b>	<b>2021</b>
	Ahmarean Brown	7
	2019	
	DeAndre Smelter	7
	2014	
	Calvin Johnson	7
	2004	
	Harvey Middleton	7
	1997	
	Craig Baynham	7
	1965	

- McGowan has two games this season with multiple touchdown receptions (two apiece vs. Kennesaw State - Sept. 4 and at Virginia - Oct. 23). Since 2000, he is one of only eight Yellow Jackets to haul in multiple touchdown catches in more than one game.

**MOST GAMES WITH AT MULTIPLE TD RECEPTIONS — GEORGIA TECH (SINCE 2000)**

Player	Games	Years
1. Calvin Johnson	8	2004-06
2. Deandre Smelter	3	2013-14
	Will Glover	3
	2000-02	
<b>4. Kyric McGowan</b>	<b>2</b>	<b>2021</b>
	Clinton Lynch	2
	2015-18	
	Greg Smith	2
	2006-08	
	Kerry Watkins	2
	2000-02	
	Kelly Campbell	2
	2000-01	

- In addition to his seven touchdown catches this season, McGowan is also tied for the team lead with 32 receptions and ranks second on the squad in receiving yards (432).
- McGowan became only the third Yellow Jacket with three touchdown catches in the first two games of a season since 2000, joining Stephen Hill (3 - 2011) and Calvin Johnson (3 - 2006; 3 - 2004).
- With 91 receiving yards and two touchdowns versus Kennesaw State (Sept. 11), McGowan became the first Yellow Jacket with at least 90 receiving yards and two touchdown catches in a game since Clinton Lynch versus Duke on Oct. 29, 2016.

- R-Jr. **Adonicas Sanders** has become one of Georgia Tech's most reliable receivers with 58 receptions for 773 yards over the past 27 contests (beginning with the fifth game of the 2019 campaign vs. North Carolina). Prior to his current 27-game stretch, Sanders had just three receptions for 25 yards over the first two-plus seasons of his collegiate career.
- Sanders made one of the biggest catches by a Georgia Tech wideout in recent memory when he hauled in a 36-yard touchdown reception with 51 seconds remaining in the Yellow Jackets' 31-27 win at Duke (Oct. 9).
- Sanders was the hero of Tech's game-winning six-play, 88-yard touchdown drive in the waning minutes at Duke. In addition to his 36-yard touchdown catch, he also hauled in a 37-yard reception on the third play of the series. In all, he accounted for 73 of the Yellow Jackets' 88 yards on the game-winning drive.
- Sanders ranks second on the team and is tied for 16th in the ACC with three touchdown catches this season.

- Fr. **Nate McCollum** had a breakout performance against Pitt (Oct. 9) with three receptions for 49 yards and a touchdown, all career highs.

- Sanders and McCollum accounted for Georgia Tech's two touchdown receptions against Pitt. Sanders' 4-yard touchdown catch was his first of the season and second of his career, while McCollum's 44-yard score was the first of his career.

- True Fr. **WR Malik Rutherford** also had a breakout performance versus Pitt. The 5-9, 138-pounder hauled in the first five receptions of his career for 62 yards against the Panthers.

**TIGHT ENDS**

- In 2019, Georgia Tech reintroduced the tight end position to its offense for the first time since 2007, as former head coach Paul Johnson's double-slot option-based offense did not utilize tight ends.
- The only tight end on Georgia Tech's roster that had any collegiate game experience at the position going into the 2019 season was **Tyler Davis**, a graduate transfer from UConn, who wound up catching 17 passes for 148 yards and a touchdown for Tech in '19.
- Davis went on to become the first Georgia Tech tight end selected in the NFL Draft in 28 years (since Tom Covington — San Francisco 49ers, 1992) when the Jacksonville Jaguars took him with their sixth-round pick (No. 206 overall) in the 2020 draft. No Tech tight end has ever been selected higher in the NFL Draft than Davis.
- Davis' departure left Tech with only two tight ends on its roster with any game experience at the position in 2020 — true sophomores **Dylan Deveney** and **Dylan Leonard**.
- For the second-straight season, the injury bug has hit Georgia Tech's tight ends corps in 2021. Most notably, Deveney, who missed four of the Yellow Jackets' first six games this season due to injury, underwent surgery during the Jackets' bye week and will miss the remainder of the season.
- Leonard has also missed a game due to injury (Tech's Oct. 9 win at Duke).

- Due in large part to the missed time for Deveney and Leonard, Tech's tight ends have combined for just nine catches for 40 yards this season.
- Leonard's two receptions at Virginia (Oct. 23) were a career high (prev. 1 - three times).
- One of the best stories on Georgia Tech's roster is Jr. TE **Jack Coco**, who lost 40 pounds in the 2020 offseason to transition from offensive line to tight end. Coco, who caught four passes for 22 yards while playing all 10 games last season, received a scholarship during the 2021 offseason.

- Coco made his first catch of the season versus Virginia Tech (Oct. 30), a four-yard gain.

**OFFENSIVE LINE**

- Georgia Tech's offensive line has paved the way for an offensive resurgence that has seen the Yellow Jackets post the 10 highest yardage totals of the **Geoff Collins** era over the past 16 games.
- The offensive linemen on Georgia Tech's 2021 roster have combined for a whopping 276 collegiate games played and 196 starts.

**GEORGIA TECH OFFENSIVE LINE START CHART**

	Career Games	Career Starts	2021 Starts	Consec. Starts
LT Devin Cochran ^	41	41	9	9
RG/RT Ryan Johnson*	55	38	9	19
RG Kenneth Kirby *	36	34	—	—
C/LG Kenny Cooper	45	27	4	—
RG/LG/C Mikey Minhan	28	25	9	23
RT Jordan Williams	17	14	5	1
C/LG/RG William Lay III	20	12	3	—
RT/LG Nick Pendley%	10	2	2	—
LG Paula Vaipulu	6	4	4	4
LG/RG Michael Maye	16	—	—	—
C Weston Franklin	2	—	—	—
<b>TOTALS AT GT</b>	<b>168</b>	<b>106</b>		
<b>CAREER TOTALS</b>	<b>276</b>	<b>196</b>		

\* includes 36 games played and 19 starts at Tennessee (2017-19)  
 # includes 34 games and 35 starts at Norfolk State (2017-19)  
 ^ includes 32 games played and 32 starts at Vanderbilt (2016-19)  
 % includes six games played at Mississippi State (2019-20)

- The offensive front has paved the way for Georgia Tech to rush for 250-plus yards three times this season — 271 vs. Northern Illinois (Sept. 4), 261 vs. 21/20 North Carolina (Sept. 25) and 270 at Virginia (Oct. 23).
- Tech averaged better than five yards per carry four times this season — vs. NIU (5.3 avg.), vs. UNC (6.1 avg.), at UVA (7.9 avg.) and vs. Virginia Tech (6.9 avg. - Oct. 30).
- Perhaps no Georgia Tech position group has been besieged by injuries this season like the offensive line. While LT **Devin Cochran**, RG/RT **Ryan Johnson** and C **Mikey Minihan** have all made all nine starts this season, the vast majority of the Yellow Jackets' top seven linemen coming into the season (a group that also includes RT **Jordan Williams**, LG **Kenny Cooper** and reserves **Nick Pendley** and **Kenneth Kirby**) have missed time or played through significant injuries this season.
- After Williams sustained an injury at Duke (Oct. 9), Johnson saw significant playing time at right tackle, including two starts (Oct. 23 at Virginia and Oct. 30 vs. Virginia Tech). Including his first three seasons at Tennessee (2017-19), right tackle became the sixth position that Johnson has played over the course of his collegiate career (all five offensive line positions plus tight end). He has made starts at four of the five OL positions (LG, C, RG and RT).

**DEFENSE**
**TEAM**

• Dubbed the "Minister of Mayhem," Georgia Tech head coach **Geoff Collins** has been known for putting together some of college football's top defenses over the past nine seasons — first as defensive coordinator at Mississippi State (2011-14) and Florida (2015-16), then as head coach at Temple (2017-18) and Georgia Tech.

- Over the past 10 seasons, Collins' defenses have:
  - ranked in top 20 nationally in total defense three times (twice in top 8)
  - ranked in top 25 in scoring defense four times (twice in top 12)
  - ranked in top 30 in passing defense five times (twice in top 13)
  - ranked in top 45 in pass efficiency defense seven times (four times in top 22)
  - ranked in top 35 in turnovers gained six times (twice in top 6)
  - ranked in top 15 in interceptions four times (twice in top 10)
  - ranked in top 25 in sacks four times (twice in top 15)

• For much of the season, Georgia Tech's defense was one of the top units in the country statistically, as it ranked in the top 35 nationally in seven different statistical categories through four games.

• However, the Yellow Jackets' defense went through perhaps the most challenging stretches in all of college football this season over the six games, as five of the last six opponents that it has faced are currently ranked among the top 15 nationally in total offense — No. 9 North Carolina, No. 3 Pitt, No. 31 Duke, No. 1 Virginia and No. 24 Miami (Fla.).

• Georgia Tech still ranks among the top 50 nationally this season in fumble recoveries (t-8th - 9), defensive touchdowns (t-15th - 2).

• Prior to ranking among the top 10 nationally in fumble recoveries this season, Collins' and Thacker's aggressive, attacking style of defense was also on display last season, when Georgia Tech finished among the national leaders in fumble recoveries (12 - No. 2 nationally) and turnovers gained (18 - No. 25 nationally) in 2020.

• Since the beginning of 2019 (Collins' first season at Georgia Tech), the Yellow Jackets' 29 fumble recoveries rank third nationally.

**MOST FUMBLE RECOVERIES SINCE 2019 (FBS)**

1. Notre Dame	34
2. UCF	30
<b>3. Georgia Tech</b>	<b>29</b>
Illinois	29
5. Tulsa	28
6. Fresno State	27
Wake Forest	27
8. Middle Tennessee State	26
Ohio State	26
Temple	26

• Additionally, Tech's 30 total takeaways since the beginning of last season (2020) are tied for 31st nationally.

• Since the beginning of last season, Georgia Tech has forced an average of 3.0 turnovers per game in wins but has averaged just 0.9 takeaways per game in losses.

• Yellow Jackets that record takeaways have the opportunity to sign the "Get The Ball Board" on Georgia Tech's sideline. Introduced by Collins when he was the defensive coordinator at Western Carolina in 2002, the "Get The Ball Board" has evolved from players simply adorning the board with their signatures to signing with their social media handles, an incentive that has become even more valuable with the dawn of name, image and likeness opportunities for student-athletes.

**#GETTHEBALL — 2021 GEORGIA TECH TAKEAWAYS**

Player (Twitter Handle)	Type	Opp.
1. Quez Jackson (@TheMenace_4)	FR	NIU
2. Jordan Domineck (@jdomineck16)	FR	KSU
3. Charlie Thomas (@L3G3ND_25)	INT	KSU
4. Charlie Thomas (@L3G3ND_25)	INT	KSU
5. Myles Sims (@simsmyles)	FR	CLEM
6. Quez Jackson (@TheMenace_4)	FR	UNC
7. Djimon Brooks (@djimoskie_69)	FR	UNC
8. Demetrius Knight II (@iam_the1knight)	FR	UNC
9. Juanyeh Thomas (@STG_Yeh1)	INT	Duke
10. Wesley Walker (@weswalkerr_)	FR	MIA
11. Myles Sims (@simsmyles)	FR	MIA
12. Jaylon King (@JaylonKing2)	FR	MIA

• After going two-straight games without a takeaway against Virginia (Oct. 23) and Virginia Tech (Oct. 30), Georgia Tech matched a season high with three takeaways last Saturday at Miami (Fla.).

• Additionally, while not officially a takeaways, Georgia Tech also intercepted Miami on a two-point conversion attempt last Saturday. The interception by Jr. DB **Juanyeh Thomas** was returned 100-plus yards for a rare defensive two-point conversion, which cut the Yellow Jackets' deficit to 33-30 in the fourth quarter.

• Last Saturday's defensive two-point conversion was Georgia Tech's first since Tech legend Ken Swilling became the first ACC player to score a defensive two-point conversion on a 99-yard interception return against Duke on Oct. 28, 1989.

• For the second-straight Saturday, explosive plays were Tech's downfall on defense last Saturday against Miami, as the Hurricanes gained 356 of their 563 yards in just 13 plays.

• On Miami's other 63 plays, the Jackets allowed just 3.3 yards per play (207 total yards).

• The previous Saturday versus Virginia Tech (Oct. 30), half of the yards that Georgia Tech allowed (232-of-491) came on just six plays (a 69-yard touchdown pass, a 26-yard run that was further compounded by a 13-yard face-mask penalty, a 61-yard pass, a 25-yard run, a 24-yard run and 27-yard pass).

• On VT's other 72 plays, Georgia Tech surrendered just 3.6 yards per play (259 total yards) while keeping the Hokies out of the end zone over the final three quarters of the game.

• Georgia Tech's defense stymied one of the nation's top offenses in a 45-22 win over No. 21/20 North Carolina (Sept. 25).

• Georgia Tech held North Carolina, which entered the game ranked sixth nationally in total offense, to 22 points and 369 total yards, nearly 21 points and 185 yards below their season averages of 42.7 points and 553.3 yards per game coming in.

• Georgia Tech recorded eight sacks in the win over North Carolina, its most in a game since it had eight at Duke on Nov. 10, 2007. Five of the Yellow Jackets' eight sacks came in the first half.

• Tech's eight sacks against UNC are tied for fifth in single-game program history.

**MOST TEAM SACKS IN A GAME (GT HISTORY\*)**

	Sacks	Opponent	Date
1.	11	Maryland	Oct. 6, 1990
	11	Maryland	Oct. 9, 1993
3.	9	NC State	Sept. 14, 1985
	9	Notre Dame	Sept. 1, 2007
<b>5.</b>	<b>8</b>	<b>North Carolina</b>	<b>Sept. 25, 2021</b>
	8	Three additional times	

\* GT official team sacks statistics date back to 1990

• For the season, Georgia Tech is averaging 1.8 sacks per game (16 in nine games), which represents a significant improvement since the Jackets ranked 116th out of 129 NCAA Division I FBS teams with 1.3 sacks per game in 2018, the season before Collins' arrival on The Flats.

**GEORGIA TECH TEAM SACKS PER GAME**

2018.....	1.3
2019.....	1.4
2020.....	2.1
2021.....	1.8

• Georgia Tech's defense also recorded 13 tackles for loss in the win over North Carolina, its most in a game since it had 14 against Gardner-Webb on Oct. 11, 2008, and its most against an ACC opponent since it had 14 against Clemson on Sept. 29, 2007. Ten of the Yellow Jackets' 13 tackles for loss came in the first half.

• Tech's 13 tackles for loss against UNC are tied for fifth in single-game program history.

**MOST TEAM TACKLES FOR LOSS IN A GAME (GT HISTORY\*)**

	TFL	Opponent	Date
1.	19	Notre Dame	Sept. 1, 2007
2.	18	Auburn	Sept. 6, 2003
3.	17	Maryland	Nov. 22, 1997
	17	Clemson	Sept. 29, 2001
5.	16	NC State	Oct. 4, 2003
6.	15	Florida State	Dec. 1, 2001
	15	NC State	Nov. 6, 2004
8.	14	Navy	Sept. 16, 2000
	14	Clemson	Sept. 29, 2007
	14	Gardner-Webb	Oct. 11, 2008
<b>11.</b>	<b>13</b>	<b>North Carolina</b>	<b>Sept. 25, 2021</b>
	13	Four additional times	

\* GT official team tackles for loss statistics date back to 1997

• The Yellow Jackets have recorded double-digit tackles for loss for twice this season — 13 vs. UNC and 10 vs. Kenesaw State (Sept. 11) — and fell just shy of double-figures with nine TFL at Duke (Oct. 9). Tech is 3-0 in those three games.

• For the season, Tech is averaging 5.6 tackles for loss per game (50 in nine games), also a marked improvement from the 4.2 that it averaged the season prior to Collins' arrival (2018), when the Jackets ranked 125th out of 129 NCAA Division I FBS teams with 4.2 TFL.

**GEORGIA TECH TEAM TFL PER GAME**

2018.....	4.2
2019.....	5.1
2020.....	6.2
2021.....	5.6

• North Carolina's 63 total rushing yards were the fewest allowed by Georgia Tech since 2018 and tied for the third-fewest that the Yellow Jackets have surrendered since 2014.

**FEWEST RUSHING YARDS ALLOWED IN A GAME (SINCE 2014)**

	Opp. Rush Yds.	Opponent	Date
1.	22	Virginia	Nov. 1, 2014
2.	37	Pitt	Sept. 23, 2017
<b>3.</b>	<b>63</b>	<b>North Carolina</b>	<b>Sept. 25, 2021</b>
	63	Bowling Green	Sept. 29, 2018



**DEFENSE**

- Prior to the stellar defensive performance against North Carolina, Georgia Tech's defense also turned in a memorable performance when it limited No. 6 Clemson to 14 points and 284 yards of total offense in the narrow 14-8 defeat (Sept. 18).

- Clemson's 14 points against Georgia Tech marked the first time that the Tigers scored fewer than 20 points in an ACC game since a 28-6 loss to Tech on Nov. 15, 2014.

- Clemson's 284 yards of total offense against Georgia Tech marked the first time that the Tigers were held to under 300 yards in an ACC game since they managed just 190 yards during the 28-6 loss to Tech in 2014.

- Georgia Tech limited Clemson to just 126 passing yards, marking the first time since 2018 (118 passing yards in ACC championship game vs. Pitt), the first time in a regular-season game since 2015 (97 passing yards vs. Notre Dame) and only the 15th time since 2000 that the Tigers were held to 130 passing yards or less in a game.

- Of the 16 times since 2000 that Clemson has had 130 passing yards or less, Georgia Tech has been the opponent four times (2006, 2009 ACC championship game, 2014).

- Georgia Tech's safety with seven seconds to go in the fourth quarter at Clemson was the Yellow Jackets' first safety since Sept. 29, 2019 at Temple.

- On Sept. 11, Georgia Tech limited Kennesaw State's high-powered option offense to just 272 total yards, including just 161 on the ground (3.7 avg.), well below its current season averages of 384.0 total yards per game, 258.6 rushing yards per game and 4.7 yards per rush.

- The Yellow Jackets' stout defensive effort versus KSU was buoyed by their 10 tackles for loss, which at the time was the Jackets' most in a game since they also had 10 TFL versus Alabama A&M on Nov. 23, 2013.

- For much of the season opener against Northern Illinois (Sept. 4), Tech's defense turned in one of its best performances of the Collins' era. Most notably, at the time, NIU's 301 yards were the second-fewest that the Yellow Jackets have allowed in three seasons under Collins, behind only the 261 surrendered against USF on Sept. 7, 2019.

- Additionally, Tech did not allow NIU to pick up a first down on eight of its 12 defensive series. The eight defensive series without a surrendering a first down were the Yellow Jackets' most in a game since it held Virginia without a first down on eight different series on Nov. 4, 2017.

- Since the beginning of the 2019 season, Georgia Tech has held 13-of-31 opponents to 200 passing yards or less (169 vs. USF, Sept. 7, 2019; 30 vs. The Citadel, Sept. 14, 2019; 124 at Temple, Sept. 28, 2019; 176 at Duke, Oct. 12, 2019; 200 at Miami, Oct. 19, 2019; 198 at Florida State, Sept. 12, 2020; 194 at Syracuse, Sept. 26, 2020; 145 at Boston College, Oct. 24, 2020; 199 vs. Notre Dame, Oct. 31, 2020; 196 vs. Pitt, Dec. 10, 2020; 136 vs. Northern Illinois, Sept. 4, 2021; 111 vs. Kennesaw State, Sept. 11, 2021; 126 vs. No. 6 Clemson, Sept. 18, 2021).

- Tech's 13 games with opponents passing for 200 yards or less since 2019 rank fourth in the ACC and are tied for 21st among all Power 5 conference teams.

- Late last season, Georgia Tech also held consecutive opponents to less than 100 rushing yards (68 vs. Duke on Nov. 28 and 88 on Dec. 5 at NC State) for the first time since it limited Mercer and Vanderbilt to 85 yards on the ground apiece on Sept. 10 and 17, 2016.

- Prior to last season, Tech had not held NCAA Division I FBS opponents to less than 100 yards on the ground in consecutive games since 2013, when it achieved the feat against Virginia (68 yds. on Oct. 26) and Pitt (-5 yds. on Nov. 2).

- Georgia Tech boasts one of the nation's most experienced secondaries in 2021. The Yellow Jackets' defensive backs have combined to make 154 career starts (**Tariq Carpenter** - 38, **Tre Swilling** - 37, **Juanyeh Thomas** - 30, **Zamari Walton** - 24, **Wesley Walker** - 12, **Myles Sims** - 3, **Tobias Oliver** - 6, **Jaylon King** - 3 and **Derrick Allen** - 1). That ranks third nationally among all Power Five conference teams, behind only Indiana (182) and Oklahoma State (161). (credit: Penn State Athletics).

**INDIVIDUAL**

- Georgia Tech linebackers Jr. **Quez Jackson** and r-Jr. **Ayinde Eley**, as well as Jr. DB **Juanyeh Thomas** all rank among the top 20 in the ACC in total tackles, with Jackson and Eley ranking in the top 30 nationally.

- Jackson leads the ACC and is tied for sixth nationally with 91 tackles in nine games (10.2/gm). He is followed by Eley's 81 stops (9.0/gm - third in ACC, 26th nationally) and Thomas' 65 (7.2/gm - 16th in ACC, 108th nationally).

- Additionally, Jr. LB **Charlie Thomas** has 63 tackles on the season, giving Georgia Tech four student-athletes with at least 60 tackles, which is tied for the most among all Power Five conference teams.

**TEAMS WITH 4 PLAYERS WITH 60+ TACKLES — POWER FIVE (2021)**

Team	No. of Players
<b>1. Georgia Tech</b>	<b>4</b>
Ole Miss	4
Tennessee	4
4. Arkansas	3
Iowa	3
Michigan State	3
Nebraska	3
Northwestern	3

- Last Saturday at Miami, Juanyeh Thomas turned in a historic performance in which he tallied nine tackles, a sack, 1.5 tackles for loss, a forced fumble (which was returned for a Georgia Tech touchdown) and scored two points for the Yellow Jackets on a 100-plus-yard interception return of a Miami two-point-conversion attempt.

- In the process, Thomas became the first NCAA Division I FBS player since 2015 (New Mexico's Lee Crosby vs. New Mexico State) and the first ACC player since 2008 (Miami's Glenn Cook vs. Texas A&M) to record at least nine tackles, a sack, 1.5 tackles for loss and a forced fumble while also scoring points in a single game.

- Since 2000, Thomas is one of only four Power Five conference players and 13 FBS players overall to accomplish the 9 tackles/1.0 sack/1.5 TFL/1 FF/score pentafecta.

**9 TACKLES/1.0 SACK/1.5 TFL/1 FORCED FUMBLE/ SCORE IN A GAME — SINCE 2000 (NCAA DIVISION I FBS)**

Player	Team	Opponent	Date
<b>Juanyeh Thomas</b>	<b>Georgia Tech</b>	<b>Miami (Fla.)</b>	<b>11/6/21</b>
Lee Crosby	New Mexico	N.M. State	10/3/15
Xavier Cooper	Washington St.	Oregon	10/19/13
Desmond Bozeman	W. Mich.	UConn	9/22/12
Antonio Mitchum	La. Tech	Illinois	9/22/12
Ja'Gared Davis	SMU	S.F. Austin	9/8/12
Mario Harvey	Marshall	UAB	10/18/08
Glenn Cook	Miami (Fla.)	Texas A&M	9/20/08
Larry English	N. Illinois	Idaho	9/22/07
Greg Jackson	Memphis	Houston	11/18/06
Mike Alston	Toledo	Kansas	9/15/06
Anthony Germany	Tulsa	North Texas	9/17/05
Kevin Schimmelmann	Stanford	UC Davis	9/17/05

- Thomas' forced fumble popped straight into the arms of DB **Jaylon King**, who returned it 40 yards for a touchdown that gave the Yellow Jackets their first lead of the game at 21-17 midway through the second quarter.

- The forced fumble was Thomas' first of the season and fourth of his career. It was his first since Dec. 10, 2020 vs. Pitt.

- Thomas' points came when he picked off Miami QB Tyler Van Dyke on a two-point conversion attempt and weaved his way 100-plus yards for a rare defensive two-point conversion that cut the Yellow Jackets' deficit to 33-30 in the fourth quarter.

- The defensive two-point conversion was Georgia Tech's first since Tech legend Ken Swilling became the first ACC player to score a defensive two-point conversion on a 99-yard interception return against Duke on Oct. 28, 1989.

- In recognition of his historic performance against Miami, Thomas was named the ACC Defensive Back of the Week for the second time in the last four games.

- Thomas was also named ACC DB of the Week following Georgia Tech's 31-27 win at Duke (Oct. 9), when he recorded a career-high 11 tackles and made the game-sealing interception with 15 seconds to go in the ballgame.

- Thomas is one of only two players to be named ACC DB of the Week twice this season, joining Wake Forest's Traveon Redd.

- Both Jackson and Eley recorded career highs with 16 tackles apiece against Virginia Tech (Oct. 30).

- Both Jackson's and Eley's previous career highs were 14 tackles (Jackson vs. Pitt, Oct. 2; Eley at Duke, Oct. 9).

- Of the 40 times an FBS player has recorded 16 tackles in a single game this season, Jackson and Eley are the only teammates from a Power Five conference team to accomplish the feat in the same game and one of only three pairs of teammates in all of Division I FBS to do so, joining Memphis' Xavier Cullens and J.J. Russell (Sept. 25 vs. Texas-San Antonio) and UNLV's Austin Ajjake and Jacoby Windmon (Oct. 16 vs. Utah State).

- Jackson and Eley are among only seven ACC student-athletes to record at least 14 tackles in a game this season and two of only three players that have accomplished the feat twice.

**14+ TACKLES IN A GAME — ACC (2021)**

Player	Team	Tackles	Opp.
Baylon Spector	Clemson	19	NC State
<b>Ayinde Eley</b>	<b>Georgia Tech</b>	<b>16</b>	<b>VT</b>
<b>Quez Jackson</b>	<b>Georgia Tech</b>	<b>16</b>	<b>VT</b>
Shaka Heyward	Duke	16	NC A&T
James Skalski	Clemson	16	Pitt
Nick Jackson	Virginia	16	BYU
Drake Thomas	NC State	15	Louisville
<b>Ayinde Eley</b>	<b>Georgia Tech</b>	<b>14</b>	<b>Duke</b>
<b>Quez Jackson</b>	<b>Georgia Tech</b>	<b>14</b>	<b>Pitt</b>
James Skalski	Clemson	14	Georgia

- Jackson has recorded double-digit tackles five times this season (10 vs. Kennesaw State on Sept. 11, 10 vs. North Carolina on Sept. 25, 14 vs. Pitt on Oct. 9, 12 at Duke on Oct. 9 and 16 vs. Virginia Tech on Oct. 30) and seven times in the last 12 games, dating back to last season vs. Notre Dame (Oct. 31, 2020).

- In addition to ranking sixth nationally in tackles (10.2 per game), Jackson is also tied for eighth nationally with two fumble recoveries this season.



**DEFENSE**

- Eley, a graduate transfer from Maryland, has made an impressive debut in White and Gold, leading Georgia Tech in tackles in 4-of-9 games this season — 11 vs. Northern Illinois (Sept. 4), 10 vs. Kennesaw State (Sept. 11), 14 at Duke (Oct. 9) and 16 vs. Virginia Tech (Oct. 30).
- Eley was named ACC Linebacker of the Week after recording a game-high 14 tackles, including 1.5 for loss and a half-sack, in the Yellow Jackets' 31-27 win at Duke (Oct. 9).
- Eley's 14 tackles at Duke were a then-career-high, topping 12 he had vs. Rutgers while playing for Maryland in 2019 and 11 he had in his debut with the Yellow Jackets vs. Northern Illinois on Sept. 4.
- Eley, who made 11 starts over three seasons at Maryland, was an honorable mention all-Big Ten selection as a sophomore in 2019 after recording 79 tackles, four tackles for loss, a half-sack, two fumble recoveries, an interception and five passes defended in 11 games (nine starts).
- Eley was one of only three Power Five conference players to record at least 75 tackles, four TFL, two fumble recoveries and five passes defended in 2019, joining Miami's Shaq Quarterman and Utah's Terrell Burgess.
- Charlie Thomas has also been a force to be reckoned with throughout this season, particularly during Georgia Tech's three-game stretch that included games vs. Kennesaw State (Sept. 11), at No. 6 Clemson (Sept. 18) and vs. No. 21/20 North Carolina (Sept. 25).
- Against No. 21/20 UNC and its potent offense, Thomas recorded 2.5 sacks, 4.5 tackles for loss and eight total tackles, en route to being named ACC co-Linebacker of the Week.
- Thomas' 2.5 sacks and 4.5 tackles for loss were both career highs.
- Thomas is one of only three student-athletes from a Power 5 conference and five NCAA Division I FBS players overall with 2.5 sacks, 4.5 tackles for loss and eight total tackles in a game this season.

**2.5 SACKS/4.5 TFL/8 TOTAL TACKLES IN A GAME  
NCAA DIVISION I FBS, 2021**

Player	Team	Sacks/TFL/TT	Opp.
Blaze Alldredge	Missouri	3.5/6.0/10	Cent. Mich.
Felix Anudike	Kansas State	6.0/6.0/8	TCU
D'Marco Jackson	Appalachian St.	3.0/4.5/13	Elon
Javon Solomon	Troy	3.5/5.0/9	So. Miss
<b>Charlie Thomas</b>	<b>Georgia Tech</b>	<b>2.5/4.5/8</b>	<b>UNC</b>

- Thomas' 2.5 sacks/4.5 TFL/eight total tackles performance against UNC was also only the 11th by an ACC player since 2000.

**2.5 SACKS/4.5 TFL/8 TOTAL TACKLES IN A GAME  
ACC (SINCE 2000)**

Player	Team	Sacks/TFL/TT	Opp.	Year
Mario Williams	NCSU	3.5/5.5/11	So. Miss	2005
Mathias Kiwanuka	BC	3.5/5.5/12	NCSU	2005
Mario Williams	NCSU	4.0/5.0/8	Maryland	2005
Stephen Tulloch	NCSU	3.0/5.0/15	USF	2005
Kyle Wilber	WF	3.0/5.0/8	P'byterian	2010
Andre Branch	CLEM	4.0/6.0/11	VT	2011
Ejuan Price	Pitt	5.0/6.0/10	L'ville	2015
Clelin Ferrell	CLEM	3.5/5.5/9	S'cuse	2017
Gregory Rousseau	MIA	4.0/5.0/8	FSU	2019
Jaelan Phillips	MIA	2.5/4.5/8	VT	2020
<b>Charlie Thomas</b>	<b>GT</b>	<b>2.5/4.5/8</b>	<b>UNC</b>	<b>2021</b>

- On Sept. 18 at No. 6 Clemson, Thomas racked up a career-high 12 tackles (prev.: 9, 2X - last vs. USF, Sept. 7, 2019), which helped limit the Tigers to their lowest points (14) and yardage (284) totals in an ACC game since 2014.

- Thomas nearly matched his previous career high for tackles by halftime at Clemson, as he racked up eight stops in the first half alone.
- On Sept. 11 versus Kennesaw State, Thomas became the first Georgia Tech linebacker since at least 2000 with two interceptions in a single game.
- For the season, Thomas leads Georgia Tech in both sacks (3.0) and tackles for loss (9.0).
- Thomas ranks tied for ninth in the ACC with 1.0 TFL per game this season.
- R-So. DL **Jordan Domineck** went viral and was named ACC Defensive Lineman of the Week for the third time in his career following his performance against Kennesaw State (Sept. 11).
- Domineck's award came on the strength of him filling the stat sheet with five tackles, three tackles for loss, a sack, two forced fumbles and a 70-yard fumble return for a touchdown against KSU.
- Domineck became the first NCAA Division I FBS student-athlete since 2009 to record a sack, three tackles for loss, two forced fumbles and a fumble return for a touchdown in a single game, and only the third FBS player to accomplish the feat since 2000.

**1 SACK, 3 TACKLES FOR LOSS, 2 FORCED FUMBLES,  
1 FUMBLE RECOVERY FOR TD IN A GAME —  
NCAA DIVISION I FBS (SINCE 2000)**

Player	Team	Opp.	Date
<b>Jordan Domineck</b>	<b>Georgia Tech</b>	<b>Kennesaw St.</b>	<b>9/11/21</b>
Akeem Ayers	UCLA	Arizona St.	11/21/09
Marcus Howard	Georgia	Hawai'i	1/1/08

- Domineck scoop-and-score came in the first quarter with Georgia Tech leading but Kennesaw State driving deep in Tech territory. Domineck forced a fumble on an attempted pitch by Kennesaw State QB Xavier Shepherd, picked up the loose ball and ran 70 yards for the score, dropping Shepherd with a vicious stiff arm along the way.
- Domineck's fumble return went viral on social media, sparked by an admiring mention on Twitter from Baltimore Ravens QB Lamar Jackson.

- Domineck's 70-yard fumble return was the third-longest official fumble return in Georgia Tech history, behind only Jr. DB **Zamari Walton's** 93-yard return for a touchdown last season versus Notre Dame (Oct. 31, 2020) and a 90-yard return by Kofi Smith vs. Wake Forest on Nov. 21, 1998 (*note: fumble returns became an official NCAA stat in 1992*).

- Domineck picked up third forced fumble of the season in the 45-22 win over No. 21/20 North Carolina (Sept. 25).

- For the season, Domineck ranks second in the ACC and is tied for 14th nationally in forced fumbles (0.33/gm).

- Domineck ranks eighth among all active FBS student-athletes in career forced fumbles per game (.21).

**CAREER FORCED FUMBLES PER GAME —  
ACTIVE NCAA DIVISION I FBS PLAYERS**

Player	Team	FF/gm
1. Mitchell Agude	UCLA	.44
2. David Perales	Fresno State	.27
David Ojabo	Michigan	.27
Issiah Nixon	Texas State	.27
5. Jake Hansen	Illinois	.26
6. Isheen Young	Iowa State	.24
7. Jose Ramirez	Eastern Michigan	.22
<b>8. Jordan Domineck</b>	<b>Georgia Tech</b>	<b>.21</b>
Two others tied		.21

- Last season, Domineck's three forced fumbles (.38/gm) ranked third in the ACC and 16th nationally, while his two fumble recoveries were tied for third in the ACC and 12th nationally with teammate **Tre Swilling**.

- R-Fr. DB **Wesley Walker** forced a fumble, then recovered a fumble on consecutive defensive series in the first quarter of last Saturday's game at Miami (Fla.). The forced fumble and fumble recovery were both career firsts for Walker.

- R-So. DB **Myles Sims** recovered the fumble forced by Walker. It was Sims' second fumble recovery of his career and the season (prev.: Sept. 18 at Clemson).

- Sims' two fumble recoveries this season are tied for the team and ACC lead and are tied for eighth nationally.

- R-So. DB **Jaylon King's** 40-yard fumble return for a touchdown in the second quarter of last Saturday's game at Miami (Fla.) was the first fumble recovery of his career.

- Fr. DEs **Kyle Kennard** and **Jared Ivey** teamed up to combine for 3.0 sacks and 4.0 tackles for loss in Georgia Tech's win over North Carolina (Sept. 25).

- Kennard set career highs with 2.0 sacks and 3.0 tackles for loss against UNC.

- Ivey registered the first sack and forced fumble of his career in the win over UNC.

- In his sixth season with the Yellow Jackets, r-Sr. DT **Djimon Brooks** recorded his first-ever forced fumble and only the second fumble recovery of his career against North Carolina.

**2021 ACC STANDINGS**

Preseason					
Coastal	Poll	ACC	Pct.	Overall	Pct.
Pitt	4th	4-1	.800	7-2	.778
Virginia	5th	4-2	.667	6-3	.667
Miami (Fla.)	2nd	3-2	.600	5-4	.556
North Carolina	1st	3-3	.500	5-4	.556
Virginia Tech	3rd	2-3	.400	4-5	.444
<b>Georgia Tech</b>	<b>6th</b>	<b>2-5</b>	<b>.286</b>	<b>3-6</b>	<b>.333</b>
Duke	7th	0-5	.000	3-6	.333

Preseason					
Atlantic	Poll	ACC	Pct.	Overall	Pct.
Wake Forest	5th	5-0	1.000	8-1	.889
NC State	2nd	4-1	.800	7-2	.778
Clemson	1st	5-2	.714	6-3	.667
Syracuse	7th	2-3	.400	5-4	.556
Louisville	6th	2-4	.333	4-5	.444
Florida State	4th	2-4	.333	3-6	.333
Boston College	3rd	1-4	.200	5-4	.556



**SPECIAL TEAMS**

• In addition to bursting on the scene as one of college football's most dynamic running backs, **Jahmyr Gibbs** has also established himself as one of the nation's top kickoff returners.

• This season, Gibbs ranks fourth the ACC, averaging 21.5 yards per return.

• Last season, Gibbs averaged 25.6 yards per kickoff return, which would have ranked second in the ACC and 23rd nationally if he qualified for the official statistical rankings (with eight returns, he fell just two returns short).

• In kickoff coverage, Georgia Tech is allowing just 18.1 yards per kickoff return this season. The 18.1-yards-allowed average in kickoff coverage continues an upward trajectory since the Jackets ranked 126th out of 129 NCAA Division I FBS teams after allowing 26.3 yards per return in 2018, the season before Collins' arrival on The Flats.

**GEORGIA TECH KICKOFF RETURN COVERAGE**

2018.....	26.3 ypr
2019.....	20.9 ypr
2020.....	20.8 ypr
2021.....	18.1 ypr

• Georgia Tech has rarely needed to cover a kickoff in 2021, as Fr. PK **Gavin Stewart** has put 32 of his 46 kickoffs this season into the end zone for touchbacks, while eight others have been fair-caught and only six have been returned.

• On the strength of three outstanding fourth-quarter kickoffs in Georgia Tech's 48-40 loss at Virginia (Oct. 23) – including two successful onside kicks in the final 80 seconds of the game – Georgia Tech Fr. PK **Jude Kelley** was named the ACC Specialist of the Week.

• Kelley perfectly executed a pair of onside kicks – one with 1:16 remaining in the game and one with 20 seconds to go – that helped the Yellow Jackets nearly erase a 21-point deficit in the final four minutes of their 48-40 defeat at UVA.

• Thanks in large part to the successful onside kicks, which were recovered by **Malachi Carter** and **Juanyeh Thomas**, respectively, Tech was able to rally from a 48-27 deficit with 3:50 remaining in the game to cut it 48-40 and had the ball at the UVA 31 yard line as time expired.

• Earlier in the fourth quarter of last Saturday's game at Virginia, Kelley also executed a perfectly placed sky kick that pinned UVA at its own 4 yard line.

• Kelley and the Yellow Jackets also pulled off a perfectly executed onside kick in the fourth quarter of its upset bid at No. 6 Clemson (Sept. 18). With the Yellow Jackets trailing 14-6 with 1:19 to go in the ballgame, Kelley's onside kick was recovered by Carter to give the Jackets possession with an opportunity to tie the game (Tech drove 51 yards in 1:04 after recovering the onside kick, but its potential game-tying drive stalled at the 1 yard line with 15 seconds left on the clock).

• Kelley is an astounding 5-for-5 for his career and 3-for-3 this season on onside kick attempts.

• As a team, Georgia Tech has had six successful onside kicks in its last 19 games. The Yellow Jackets also recovered onside kicks by Kelley last season against Notre Dame (Oct. 31, 2020) and Boston College (Oct. 24, 2020) and one by former GT PK Brenton King in the 2019 season finale versus Georgia (Nov. 30, 2019).

• R-Sr. PK **Brent Cimaglia**, a graduate transfer from Tennessee, has gone from being one of the top kickers in the SEC to one of the top kickers in the ACC.

• After missing both of his attempts in the season opener versus Northern Illinois (Sept. 4), Cimaglia has split the uprights on 10 of his last 12 field-goal tries.

• Cimaglia is a perfect 10-for-10 on field-goal attempts from inside 40 yards this season.

• Last year, Georgia Tech was just 3-for-8 for the season on field-goal attempts.

• Just nine games into his American football career, Fr. P **David Shanahan** is averaging a solid 42.7 yards per punt over 43 attempts.

• Shanahan launched a 71-yard punt at Duke (Oct. 9), which is tied for the eighth-longest punt in Georgia Tech history and is the longest by a Yellow Jacket since Ray Guy Award winner Durant Brooks booted a 77-yarder against North Carolina on Nov. 17, 2007.

**LONGEST PUNTS - GT HISTORY**

Player	Yds.	Opponent	Year
1. Dave Davis	80	Army	1952
Mike Kelley	80	Alabama	1979
3. Ben Arndt	78	Miami (Fla.)	2005
4. Durant Brooks	77	North Carolina	2007
Rodney Williams	77	Virginia	1996
Gerald Burch	77	Clemson	1958
7. Joe Delany	72	Tennessee	1958
<b>8. David Shanahan</b>	<b>71</b>	<b>Duke</b>	<b>2021</b>
Chris Morehouse	71	Georgia	2001
10. Pressley Harvin III	70	UCF	2020
3 more tied			

• Shanahan averaged a whopping 52.7 yards per punt in his debut against Northern Illinois (Sept. 4). The 52.7-yard average spanned three punts and included a 63-yarder.

• Shanahan's 52.7-yard average vs. NIU is tied for the seventh-best single-game punting average in Georgia Tech history.

**SINGLE-GAME PUNTING AVERAGE - GT HISTORY (MIN. 2 PUNTS)**

Player	Avg.	Opponent	Year
1. Michael Kelley	65.5	Alabama	1979
2. Durant Brooks	60.0	North Carolina	2007
3. Dan Dyke	55.5	Clemson	2001
4. Rodney Williams	55.0	Boston College	1997
5. Dan Dyke	54.5	Duke	1999
Rodney Williams	54.5	Duke	1997
<b>7. David Shanahan</b>	<b>52.7</b>	<b>Northern Ill.</b>	<b>2021</b>
Rodney Williams	52.7	NC State	1997
9. Sean Pool	52.5	Duke	2011
10. Ryan Rodwell	52.2	Virginia	2016
10. Ryan Rodwell	52.2	Virginia	2016

• Georgia Tech r-Sr. PR **Azende Rey's** 35-yard punt return, which set up a Georgia Tech field goal in the second quarter of its 31-27 win at Duke (Oct. 9), was the longest punt return by a Yellow Jacket since Jamal Golden had a 44-yard return versus Tulane on Sept. 12, 2015.

• Head coach **Geoff Collins** states repeatedly that special teams are the No. 1 priority within Georgia Tech's program, a philosophy that is highlighted by the fact that a student-athlete cannot earn playing time on offense or defense if they aren't able to contribute on special teams.

• The emphasis on special teams has paid dividends since his arrival in 2019, most notably in blocked kicks.

• Georgia Tech has blocked four kicks in the last 25 games.

• Prior to blocking four kicks in the past 25 games, Georgia Tech had gone 21 games between block kicks.

• Georgia Tech has blocked 23 kicks since the beginning of the 2013 season, which is tied for the eighth-most by an NCAA Division I FBS team during that span.

• The nation's most blocked kicks over the past eight seasons (since 2013) belong to Temple (30). Six of those came in the last two seasons of Collins' tenure as the Owls' head coach (2017-18). Temple blocked five kicks in 2018 alone, which was good for a tie for fifth nationally.

**MOST BLOCKED KICKS SINCE 2013 (FBS)**

Temple	30
North Texas	27
Air Force	26
BYU	25
Texas A&M	25
Oklahoma State	25
USC	24
<b>Georgia Tech</b>	<b>23</b>
Arkansas State	23
Northern Illinois	23
Indiana	23
Rutgers	22
Virginia Tech	20

**GEORGIA TECH COACHES ON GAMEDAY**

**ON THE FIELD**

**Head Coach:**

Geoff Collins — Third season (Western Carolina, 1994)

**Asst. Head Coach/Run Game Coordinator/Offensive Line:**

Brent Key — Third season (Georgia Tech, 2001)

**Offensive Coordinator/Quarterbacks:**

Dave Patenaude — Third season (Central Connecticut State, 1990)

**Defensive Coordinator/Linebackers:**

Andrew Thacker — Third season (Furman, 2007)

**Running Backs:**

Tashard Choice — Third season (Georgia Tech, 2007)

**Defensive Ends/Outside Linebackers:**

Marco Coleman — Third season (Flagler, 2015)

**Defensive Line:**

Larry Knight — Third season (Central Michigan, 2010)

**Cornerbacks/Defensive Special Teams Coordinator:**

Jeff Popovich — Third season (Miami (Fla.), 2000)

**IN THE BOOTH**

**Co-Defensive Coordinator/Safeties:**

Nathan Burton — Third season (Georgia Tech, 2005)

**Wide Receivers:**

Kerry Dixon — Third season (Hampton, 2004)

**Tight Ends/Tackles/Offensive Special Teams Coordinator:**

Chris Wiesehan — Third season (Wabash, 1994)

**MISCELLANEOUS**

• Two of Georgia Tech's biggest focuses throughout the offseason were to improve its turnover margin and cut down its penalties from a year ago. Through nine games, they are one of the nation's most improved teams in both areas.

• Through nine games this season, Georgia Tech ranks third in the ACC and 43rd nationally with just 436 penalty yards (48.4 per game). The Jackets have committed a total of just 52 penalties through nine contests (5.8/gm - also good for third in the ACC).

• Last season, Tech was 14th in the ACC and ranked 119th out of 127 NCAA Division I FBS teams in penalty yardage per game (74.9 ypg).

• Tech also currently ranks 59th nationally in turnover margin at just better than even (+0.11/gm). The Yellow Jackets have 12 takeaways (67th nationally) and just 11 giveaways (51st nationally) through nine games.

• Last season, Tech ranked 111th out of 127 NCAA Division I FBS teams in turnover margin at minus-seven (-.70/gm).

**GT IN NCAA DIVISION I FBS PENALTY YARDS/TURNOVER MARGIN RANKINGS — 2020-2021**

Category	Penalty Yds.	Rank	TO Margin	Rank
2020	74.9/gm	119th	-0.7/gm	111th
2021	48.4/gm	43rd	+0.11/gm	67th

• As is often the case, turnover margin has been a strong indicator of whether Georgia Tech wins or loses since the beginning of last season. In their six wins since the beginning of the 2020 campaign, the Yellow Jackets have won the turnover battle in five of six games and are plus-10 overall in turnover margin. On the flip side, Tech has lost the turnover battle in 12 of its 13 defeats since the beginning of last season and is minus-17 overall in turnover margin in those 13 losses.

• Georgia Tech outgained each of its first four opponents this season (429-301 vs. Northern Illinois on Sept. 4; 412-272 vs. Kennesaw State on Sept. 11; 298-284 at No. 6 Clemson on Sept. 18; and 394-369 vs. No. 21/20 North Carolina).

• Tech outgained Clemson this season for the first time since the Yellow Jackets had a 353-190 advantage in total yards during a 28-6 victory over the Tigers on Nov. 15, 2014. In the previous six meetings (2015-20), Clemson had outgained Georgia Tech by an average of 532-214.

• Georgia Tech outgained each of its first two opponents of the season by at least 100 yards (182 yds. vs NIU, 140 yds. vs. KSU), which marked the first time since since 2018 that Tech outgained consecutive opponents by 100-plus yards since 2018 (465-323 at Virginia Tech on Oct. 25, 565-374 at North Carolina on Nov. 3).

• Prior to the first two games of this season, Georgia Tech had only outgained an opponent by 100-plus yards twice in the past two seasons (the Yellow Jackets had yardage advantages of 438-307 at Florida State on Sept. 12, 2020 and 523-382 vs. Duke on Nov. 28, 2020).

• Georgia Tech had 10 more first downs than Northern Illinois in the season opener (25-15), which tied for Tech's largest advantage in first downs in three seasons under head coach **Geoff Collins** (the Yellow Jackets also had 10 more first downs than USF — 21-11 — in a 14-10 win on Sept. 7, 2019).

• Despite returning 17 student-athletes that started at least half of last year's games on offense or defense, Tech remains one of major college football's youngest teams.

• Two years after having just eight seniors on its roster (which was the second-fewest in NCAA Division I FBS in 2019), Tech has just 13 seniors on its 2021 roster, which is the fourth-fewest in the nation among Power Five conference teams and tied for the eighth-fewest among all FBS teams (credit: Old Dominion athletics).

**FEWEST SENIORS — POWER FIVE (2021)**

Colorado	6
Oregon	7
Utah	11
<b>Georgia Tech</b>	<b>13</b>

• On the flip side, a whopping 75 of the 124 student-athletes on Georgia Tech's 2021 roster are freshmen eligibility-wise.

**GEORGIA TECH ROSTER BY CLASS**

Class	No. on roster	No. on this week's ATL
Freshmen	75	29
Sophomores	22	15
Juniors	14	14
Seniors	13	8

• One of the nation's youngest rosters faces one of the nation's toughest schedules in 2021. Most notably, Tech was the only team in the nation that had four of the AP's preseason top 10 teams and five of the top 15 on its schedule (Clemson, UGA, ND, UNC and Miami).

• Pundits and ratings systems were unanimous in ranking Georgia Tech's schedule among the three toughest in the nation.

**GT IN 2021 TOUGHEST SCHEDULE RANKINGS**

ESPN Football Power Index (FPI)	2
USA Today	2*
FBSchedules.com	3
Phil Steele	3
Yardbarker	3

\* ranked non-conference schedules only

• The preseason prognostications about the difficulty of Georgia Tech schedule have proven to be true. The Yellow Jackets' official NCAA strength of schedule ranks fifth nationally based on all opponents' winning percentage (.667).

• Georgia Tech's first nine opponents have combined to lose just 24 games this season (2.7 losses/opponent), including a 32-16 combined record for the four teams that the Yellow Jackets have lost to (Northern Illinois, Clemson, Pitt, Virginia, Virginia Tech and Miami).

• Georgia Tech's three remaining opponents have combined to lose just five games (1.7 losses/opponent).

• As part of Georgia Tech athletics' ongoing partnership with Children's Healthcare of Atlanta, the organizations have teamed up once again to have the Yellow Jackets' success on "Money Down" — head coach **Geoff Collins'** term for third and fourth downs — benefit Children's this season.

• Fans are encouraged to make pledges to Children's based on the Jackets' success on "Money Down." To lead the way, Collins' has pledged for the second-straight year to donate \$10 to Children's for every "Money Down" stop that the Yellow Jackets make on defense and each "Money Down" that the Jackets convert into a first down on offense this season.

• So far, Collins' 2021 pledge stands at \$1,310, thanks to the Yellow Jackets' 78 "Money Down" defensive stops and 53 "Money Down" offensive conversions this season.

• Last season, Georgia Tech had a total of 162 "Money Down" defensive stops and offensive conversions (93 defensive stops, 69 offensive conversions). Including Collins' \$1,620 donation, the Money Down benefit raised a total of \$10,404 for Children's.

• Fans can pledge at [buzz.gt/MoneyDown2021](http://buzz.gt/MoneyDown2021) to contribute to the cause this season.

• Georgia Tech ranks 21st in NCAA Division I FBS history with 744 all-time victories.

**ALL-TIME WINS — NCAA DIVISION I FBS**

Wins	Team
1. 972	Michigan
2. 939	Ohio State
3. 937	Alabama
4. 927	Texas
5. 926	Oklahoma
926	Notre Dame
7. 908	Nebraska
908	Penn State
9. 856	USC
10. 854	Tennessee
11. 848	Georgia
12. 821	LSU
13. 787	Auburn
14. 774	Clemson
15. 766	Texas A&M
15. 765	West Virginia
17. 761	Virginia Tech
18. 749	Washington
19. 745	Florida
20. 745	Pittsburgh
21. 744	<b>Georgia Tech</b>

• With an all-time record of 479-211-21 at Bobby Dodd Stadium at Historic Grant Field, which opened in 1913 and is the oldest on-campus stadium in NCAA Division I FBS, Georgia Tech ranks 38th nationally in all-time winning percentage at its current home stadium at .695 (credit: Marshall athletics).

• Since the beginning of the 2016 season, Georgia Tech has played games in seven different National Football League stadiums (Mercedes-Benz Stadium - Atlanta, Ford Field - Detroit, TIAA Bank Field - Jacksonville, Hard Rock Stadium - Miami, Lincoln Financial Field - Philadelphia, Heinz Field - Pittsburgh and Raymond James Stadium - Tampa Bay), which is tied for the second-most NFL stadiums that any college football team has played in during that span.

**MOST NFL STADIUMS PLAYED IN BY COLLEGE FOOTBALL TEAMS (SINCE 2016)**

- 8 – Notre Dame** – Chicago, Dallas, Jacksonville, Los Angeles (Rams), Miami, New York, Charlotte, Pittsburgh
- 7 – GEORGIA TECH** – Atlanta, Detroit, Jacksonville, Miami, Philadelphia, Pittsburgh, Tampa Bay
- 7 – BYU** – Arizona, New England, New Orleans, San Diego, Tampa Bay, Washington, Las Vegas
- 7 – Wisconsin** – Chicago, Dallas, Green Bay, Indianapolis, Miami, Tampa Bay, Charlotte
- 6 – Alabama** – Atlanta, Dallas, Miami, New Orleans, San Francisco, Tampa Bay
- 6 – Clemson** – Arizona, Carolina, Dallas, New Orleans, San Francisco, Tampa Bay
- 5 – Ohio State** – Arizona, Dallas, Indianapolis, Miami, New Orleans
- 5 – UCF** – Atlanta, Arizona, Pittsburgh, Philadelphia, Tampa Bay
- 4 – Navy\*** – Baltimore, Jacksonville, Philadelphia, Tampa Bay

\* will play in fifth when Army-Navy game is held in New York on Dec. 11





# ABOVE THE LINE

Since he was first asked about depth charts and two-deeps, Georgia Tech head coach Geoff Collins has insisted that he doesn't believe in them. He coaches his student-athletes to be **ABOVE THE LINE (ATL)**. Those who are ATL are ready to play and can see game action, while others work to get to that level. In place of a traditional depth chart that often omits some student-athletes who see game action and lists others who seldom enter the game, Georgia Tech lists all student-athletes that are ATL numerically by position.

The ATL list is updated on Thursday of each game week. The list below reflects those who are ATL going into Game 10 vs. Boston College.

## OFFENSE (Spread Pro-Style)

### OFFENSIVE LINE

No.	Name	Ht.	Wt.	Class
54	Jordan Williams	6-6	333	Fr.
55	Kenny Cooper	6-3	325	r-Sr.
57	Mikey Minihan	6-3	300	r-Jr.
60	Paula Vaipulu	6-3	303	Fr.
70	Ryan Johnson	6-6	307	r-Sr.
72	Weston Franklin	6-4	316	Fr.
76	Wing Green	6-7	309	Fr.
77	Devin Cochran	6-7	314	r-Sr.
79	William Lay	6-2	313	r-Jr.

### TIGHT END

No.	Name	Ht.	Wt.	Class
34	Jack Coco	6-2	232	r-Jr.
80	Dylan Leonard	6-5	246	So.
85	Billy Ward	6-4	257	Fr.

### WIDE RECEIVER

No.	Name	Ht.	Wt.	Class
2	Kyric McGowan	5-11	198	Sr.
5	Kalani Norris	6-0	162	So.
7	Malachi Carter	6-3	195	Jr.
8	Nate McCollum	5-11	185	Fr.
9	Avery Boyd	6-2	230	Fr.
11	Ryan King	6-3	217	Fr.
12	Adonias Sanders	6-1	194	r-Jr.
18	PeJe' Harris	6-3	211	r-So.
26	Malik Rutherford	5-9	138	Fr.

### QUARTERBACK

No.	Name	Ht.	Wt.	Class
10	Jeff Sims	6-3	210	Fr.
13	Jordan Yates	6-0	196	r-Fr.
15	Trad Beatty	6-5	220	r-So.

### RUNNING BACK

No.	Name	Ht.	Wt.	Class
1	Jahmyr Gibbs	5-11	200	Fr.
4	Dontae Smith	5-11	202	r-So.
6	Jamious Griffin	5-10	210	So.
27	Jordan Mason	6-1	218	r-Jr.

## DEFENSE (4-2-5 Effort Based)

### DEFENSIVE END

No.	Name	Ht.	Wt.	Class
6	Keion White	6-4	267	Jr.
15	Jared Ivey	6-6	275	Fr.
27	Josh Robinson	6-4	235	Fr.
32	Sylvain Yondjouen	6-4	245	So.

### RUSH END

No.	Name	Ht.	Wt.	Class
11	Kevin Harris	6-4	235	r-Fr.
31	Kyle Kennard	6-5	235	Fr.
42	Jordan Domineck	6-3	235	r-So.
43	Noah Collins	6-4	229	Fr.

### DEFENSIVE TACKLE

No.	Name	Ht.	Wt.	Class
0	Djimon Brooks	6-1	286	r-Sr.
88	Zeek Biggers	6-6	363	Fr.
90	Makius Scott	6-4	309	Fr.
94	Mike Lockhart	6-4	302	r-Fr.
95	Ja'Quon Griffin	6-0	258	r-So.

### LINEBACKER

No.	Name	Ht.	Wt.	Class
4	Quez Jackson	6-1	215	Jr.
10	Ayinde Eley	6-3	232	r-Jr.
17	Demetrius Knight II	6-2	224	So.
25	Charlie Thomas	6-2	207	Jr.
40	Trenilyas Tatum	6-2	227	Fr.

### SAFETY

No.	Name	Ht.	Wt.	Class
1	Juanyeh Thomas	6-3	217	Jr.
2	Tariq Carpenter	6-4	225	Sr.
13	Wesley Walker	6-1	204	r-Fr.
14	Jaylon King	6-1	188	r-So.
18	Derrick Allen	6-2	208	r-So.
20	Miles Brooks	6-2	184	Fr.
21	Jalen Huff	5-11	189	Fr.

### CORNERBACK

No.	Name	Ht.	Wt.	Class
3	Tre Swilling	6-0	196	r-Jr.
7	Zamari Walton	6-3	190	r-So.
8	Tobias Oliver	6-2	197	r-Jr.
12	Kenyatta Watson II	6-1	175	r-Fr.
16	Myles Sims	6-3	181	r-So.
24	Kenan Johnson	6-1	182	r-Fr.

## SPECIALISTS

### PLACE KICKER

No.	Name	Ht.	Wt.	Class
42	Brent Cimaglia	6-0	219	r-Sr.
47	Austin Kent	6-1	215	r-Jr.
87	Jude Kelley	6-1	172	Fr.
88	Gavin Stewart	5-11	170	Fr.

### PUNTER

No.	Name	Ht.	Wt.	Class
43	David Shanahan	6-2	190	Fr.
47	Austin Kent	6-1	215	r-Jr.

### LONG SNAPPER

No.	Name	Ht.	Wt.	Class
52	Cade Long	5-11	221	r-So.

### KICKOFF RETURN

No.	Name	Ht.	Wt.	Class
1	Jahmyr Gibbs	5-11	200	Fr.
1	Juanyeh Thomas	6-3	217	Jr.
3	Azende Rey	5-10	215	r-Sr.

### PUNT RETURN

No.	Name	Ht.	Wt.	Class
2	Kyric McGowan	5-11	198	Sr.
3	Azende Rey	5-10	215	r-Sr.
8	Nate McCollum	5-11	185	Fr.

### GUNNER (KICKOFF & PUNT)

No.	Name	Ht.	Wt.	Class
4	Dontae Smith	5-11	202	r-So.
8	Nate McCollum	5-11	180	Fr.
8	Tobias Oliver	6-2	197	r-Jr.
12	Kenyatta Watson II	6-1	175	r-Fr.
24	Kenan Johnson	6-1	182	r-Fr.

## PRONUNCIATION GUIDE

0 DJIMON Brooks	JAH-mon	12 KENYATTA Watson II	ken-YOT-tuh	37 KHAYA Wright	KYE-yuh
1 JAHMYR Gibbs	juh-MEER	15 Trad BEATTY	BAY-tee	40 TRENILYAS Tatum	trin-NEAL-yus
1 JUANYEH Thomas	wahn-YAY	18 PEJE' Harris	P.J	42 Brent CIMAGLIA	sih-MAG-lee-uh
2 TARIQ Carpenter	tuh-REEK	24 KENAN Johnson	KEN-rin	60 Paula VAIPULLU	vie-PULL-low
2 KYRIC McGowan	KYE-rick	26 Cole NEUBER	NEW-ber	62 Cade KOOTSOURADIS	KOOT-soar-AH-diss
4 DONTAE Smith	DON-tay	26 MALIK Rutherford	muh-LEEK	83 Dylan DEVENEY	dih-VAIN-ee
5 T.K. CHIMEDZA	chih-MED-zuh	28 Tony AMERSON	AM-er-sun	90 MAKIUS Scott	muh-KYE-yus
5 KALANI Norris	kuh-LAHN-ee	30 Ben POSTMA	POST-mah (long O)	97 AKELO Stone	uh-KEY-lo
6 JAMIOUS Griffin	juh-MY-us	31 Kyle KENNARD	ken-NARD		
6 KEION White	KEY-on	32 Sylvain YONDJOUEN	yun-JEW-in	Coaches	
7 ZAMARI Walton	zuh-MAR-ee	33 Tyson MEIGUEZ	MEE-gezz	TASHARD Choice	tuh-SHARD
8 TOBIAS Oliver	toe-BYE-us	34 KHATAVIAN Franks	Kuh-TAV-ee-in	Dave PATENAUIDE	PAT-in-node
9 ANTONNEOUS Clayton	an-TONE-ee-us	35 SIRAD Bryant	sih-ROD	Chris WIESEHAN	WEEZ-uh-hann
10 AYINDE ELEY	eye-YIN-day EE-lee	36 Joseph MACRINA	mah-CREEN-uh		

# 2021 ROSTERS

ALPHABETICAL			NUMERICAL						
NO.	NAME	POS.	NO.	NAME	POS.	HT.	WT.	CLASS	HOMETOWN/HIGH SCHOOL (PREVIOUS COLLEGE)
18	Derrick Allen	DB	0	Djimon Brooks	DL	6-1	286	r-Sr.	Sandersville, Ga./Washington County H.S.
28	Tony Amerson	RB	0	Ryan Lantz	ATH	6-1	204	r-So.	North Palm Beach, Fla./Suncoast Community H.S.
15	Trad Beatty	QB	1	Jahmyr Gibbs	RB	5-11	200	Fr.	Dalton, Ga./Dalton H.S.
88	Zeek Biggers	DL	1	Juanyeh Thomas	DB	6-3	217	Jr.	Niceville, Fla./Niceville H.S.
21	Leo Blackburn	WR	2	Tariq Carpenter	DB	6-4	225	Sr.	Ludowici, Ga./Long County H.S.
25	James BlackStrain	WR	2	Kyric McGowan	WR	5-11	198	Sr.	Dalton, Ga./Dalton H.S. (Northwestern)
9	Avery Boyd	WR	3	Azende Rey	WR	5-10	215	r-Sr.	Defuniak Springs, Fla./Walton H.S. (Florida A&M)
0	Djimon Brooks	DL	3	Tre Swilling	DB	6-0	196	r-Jr.	New Orleans, La./Brother Martin H.S.
20	Miles Brooks	DB	4	Quez Jackson	LB	6-1	215	Jr.	Fort Valley, Ga./Peach County H.S.
35	Sirad Bryant	DB	4	Dontae Smith	RB	5-11	202	r-So.	Spring Hill, Tenn./Spring Hill H.S.
50	Jamal Camp	OL	5	T.K. Chimedza	DL	6-3	322	r-So.	Dacula, Ga./IMG Academy, Fla.
2	Tariq Carpenter	DB	5	Kalani Norris	WR	6-0	162	So.	Miami, Fla./Christopher Columbus H.S.
49	Grey Carroll	DL	6	Jamious Griffin	RB	5-10	210	So.	Rome, Ga./Rome H.S.
7	Malachi Carter	WR	6	Keion White	DL	6-4	267	Jr.	Garner, N.C./Garner H.S. (Old Dominion)
96	Albany Casey	DL	7	Malachi Carter	WR	6-3	195	Jr.	Lawrenceville, Ga./Mountain View H.S.
5	T.K. Chimedza	DL	7	Zarnari Walton	DB	6-3	190	r-So.	Melbourne, Fla./Melbourne Central Catholic H.S.
42	Brent Cimaglia	PK	*7	Bryce Gowdy	WR	6-3	210	Fr.	Deerfield Beach, Fla./Deerfield Beach H.S.
9	Antonneous Clayton	DL	8	Nate McCollum	WR	5-11	180	Fr.	McDonough, Ga./Dutchtown H.S.
77	Devin Cochran	OL	8	Tobias Oliver	DB	6-2	197	r-Jr.	Warner Robins, Ga./Northside H.S.
34	Jack Coco	LS/TE	9	Avery Boyd	WR	6-2	230	Fr.	Tallahassee, Fla./Godby H.S.
43	Noah Collins	DL	9	Antonneous Clayton	DL	6-3	256	r-Sr.	Vienna, Ga./Dooly County H.S. (Florida)
44	Kenry Cooper	OL	10	Ayinde Eley	LB	6-3	232	r-Jr.	Olney, Md./Good Counsel H.S. (Maryland)
55	Thomas Culwell	DB	10	Jeff Sims	QB	6-3	210	Fr.	Jacksonville, Fla./Sandalwood H.S.
39	Thomas Culwell	DB	11	Kevin Harris	DL	6-4	235	r-Fr.	Loganville, Ga./Grayson H.S. (Alabama)
30	Trent Davis	WR	11	Ryan King	WR	6-3	217	Fr.	Loganville, Ga./Grayson H.S.
83	Dylan Deveney	TE	12	Adonicas Sanders	WR	6-1	194	r-Jr.	North Charleston, S.C./Fort Dorchester H.S.
42	Jordan Domineck	DL	12	Kenyatta Watson II	DB	6-1	175	r-Fr.	Loganville, Ga./Grayson H.S. (Texas)
99	D'Quan Douse	DL	13	Wesley Walker	DB	6-1	204	r-Fr.	Nashville, Tenn./Ensworth H.S.
22	Kaleb Edwards	DB	13	Jordan Yates	QB	6-0	196	r-Fr.	Alpharetta, Ga./Milton H.S.
10	Ayinde Eley	LB	14	Jaylon King	DB	6-1	188	r-So.	La Vergne, Tenn./Ensworth H.S.
53	Deion Fisher	LB	15	Trad Beatty	QB	6-5	220	r-So.	Columbia, S.C./Ben Lippen H.S. (Temple)
72	Weston Franklin	OL	15	Jared Ivey	DL	6-6	275	Fr.	Suwanee, Ga./North Gwinnett H.S.
34	Khatavian Franks	LB	16	Chayden Peery	QB	6-3	227	Fr.	Castaic, Calif./Sierra Canyon School
46	Henry Freer	LS	16	Myles Sims	DB	6-3	181	r-So.	Atlanta, Ga./Westlake H.S. (Michigan)
67	Joe Fusile	OL	17	Demetrius Knight II	ATH	6-2	224	So.	Locust Grove, Ga./Strong Rock Christian School
1	Jahmyr Gibbs	RB	17	Tanner Lawson	ATH	6-5	219	Fr.	Baton Rouge, La./University Lab School
33	Daylon Gordon	RB	18	Derrick Allen	DB	6-2	208	r-So.	Marietta, Ga./Lassiter H.S. (Notre Dame)
*7	Bryce Gowdy	WR	18	Peje' Harris	WR	6-3	211	r-So.	Newnan, Ga./Newnan H.S.
76	Wing Green	OL	20	Miles Brooks	DB	6-2	184	Fr.	Jacksonville, Fla./Trinity Christian Academy
95	Ja'Quan Griffin	DL	20	Brody Rhodes	QB	6-1	187	Fr.	Canton, Ga./Creekview H.S.
6	Jamious Griffin	RB	21	Leo Blackburn	WR	6-5	212	Fr.	Atlanta, Ga./Westlake H.S.
38	Casey Gunn	DB	21	Jalen Huff	DB	5-11	189	Fr.	Athens, Ga./Buford H.S.
48	Carson Harof	WR	22	Kaleb Edwards	DB	6-0	217	Fr.	Dacula, Ga./Dacula H.S.
11	Kevin Harris	DL	24	Kenan Johnson	DB	6-1	182	r-Fr.	Minneola, Fla./Lake Minneola H.S.
18	Peje' Harris	WR	25	James BlackStrain	WR	6-2	175	Fr.	Cocoa, Fla./Holy Trinity Episcopal Academy
31	Jamal Haynes	WR	25	Charlie Thomas	LB	6-2	207	Jr.	Thomasville, Ga./Thomasville H.S.
37	Colin Hemingway	RB	26	Cole Neuber	DB	6-1	210	r-So.	Alpharetta, Ga./Johns Creek H.S.
21	Jalen Huff	DB	26	Malik Rutherford	WR	5-9	138	Fr.	Miami, Fla./Champagnat Catholic School
15	Jared Ivey	DL	27	Jordan Mason	RB	6-1	218	r-Jr.	Gallatin, Tenn./Gallatin H.S.
4	Quez Jackson	LB	27	Josh Robinson	DL	6-4	254	Fr.	Douglasville, Ga./Douglas County H.S.
24	Kenan Johnson	DB	28	Tony Amerson	RB	5-11	218	r-Fr.	Montgomery, Ala./St. James School
70	Ryan Johnson	OL	29	Bruce Jordan-Swilling	RB	6-1	220	Sr.	New Orleans, La./Brother Martin H.S.
30	Tamarii Jones-Cummings	DB	29	Connor Mack	DB	5-10	180	Fr.	Covington, Ga./Newton H.S.
29	Bruce Jordan-Swilling	RB	30	Trent Davis	WR	5-11	167	Fr.	Douglas, Ga./Coffee H.S.
87	Jude Kelley	PK	30	Tamarii Jones-Cummings	DB	6-2	195	Fr.	Fort Lauderdale, Fla./Nova Southeastern University School
31	Kyle Kennard	DL	31	Jamal Haynes	WR	5-9	165	Fr.	Loganville, Ga./Grayson H.S.
47	Austin Kent	PK/P	31	Kyle Kennard	DL	6-5	235	Fr.	Atlanta, Ga./Riverwood H.S.
14	Jaylon King	DB	32	Sylvain Yondjouen	DL	6-4	245	So.	Ruisbroek, Belgium/Don Bosco School
11	Ryan King	WR	33	Daylon Gordon	RB	5-9	180	Fr.	Eastman, Ga./Dodge County H.S.
73	Kenneth Kirby	OL	33	Tyson Meiguez	LB	6-2	209	Fr.	Fairburn, Ga./Creekside H.S.
17	Demetrius Knight II	ATH	34	Jack Coco	LS/TE	6-2	232	r-Jr.	Johns Creek, Ga./Johns Creek H.S.
62	Cade Kootsouradis	OL	34	Khatavian Franks	LB	6-2	215	Fr.	Fairburn, Ga./Creekside H.S.
0	Ryan Lantz	ATH	35	Sirad Bryant	DB	6-2	203	Fr.	Cordele, Ga./Crisp County H.S.
17	Tanner Lawson	ATH	36	Joseph Macrina	TE	6-0	260	r-Sr.	Johns Creek, Ga./Northview H.S.
79	William Lay III	OL	36	Nate Moon	DB	5-10	175	Fr.	Pooler, Ga./Savannah Christian Prep
75	Jakiah Leftwich	OL	37	Colin Hemingway	RB	5-6	185	Fr.	Boyd's, Md./Poolesville H.S.
80	Dylan Leonard	TE	37	Khaya Wright	LB	6-3	214	Fr.	Miami, Fla./South Miami H.S.
94	Mike Lockhart	DL	38	Casey Gunn	DB	6-0	185	Fr.	Alpharetta, Ga./Denmark H.S.
52	Cade Long	LS	38	William Marshall	WR	6-2	208	r-Fr.	Lilburn, Ga./Parkview H.S.
29	Connor Mack	DB	39	Thomas Culwell	DB	5-8	160	Sr.	Carrollton, Ga./Carrollton H.S.
36	Joseph Macrina	TE	39	Englan Williams	RB	5-9	183	Fr.	Roswell, Ga./Blessed Trinity Catholic H.S.
38	William Marshall	WR	40	Treniyas Tatum	LB	6-2	227	Fr.	Riverdale, Ga./Mount Zion H.S.
27	Jordan Mason	RB							



# 2021 ROSTERS

NO.	NAME	POS.	HT.	WT.	CLASS	HOMETOWN/HIGH SCHOOL (PREVIOUS COLLEGE)
42	Brent Cimaglia	PK	6-0	219	r-Sr.	Nashville, Tenn./Fred J. Page H.S. (Tennessee)
42	Jordan Domineck	DL	6-3	235	r-So.	Lakeland, Fla./George Jenkins H.S.
43	Noah Collins	DL	6-4	229	Fr.	Loganville, Ga./Grayson H.S.
43	David Shanahan	P	6-2	190	Fr.	Castleisland, Co. Kerry, Ireland/St. Patrick's Sec. School
45	Taylor McCawley	LB	6-0	222	r-Fr.	Sharpsburg, Ga./East Coweta H.S.
46	Henry Freer	LS	6-0	215	Fr.	College Park, Ga./Woodward Academy
46	Tyler Morehead	DB	5-10	217	Fr.	Homerville, Ga./Clinch County H.S.
47	Austin Kent	PK/P	6-1	215	r-Jr.	Charlotte, N.C./Providence H.S. (UCLA)
48	Carson Harof	WR	5-11	183	Fr.	Woodstock, Ga./Blessed Trinity Catholic H.S.
49	Grey Carroll	DL	6-3	256	Fr.	Alcoa, Tenn./Alcoa H.S.
50	Jamal Camp	OL	6-2	289	r-Fr.	Cumming, Ga./South Forsyth H.S.
52	Cade Long	LS	5-11	221	r-So.	Hixson, Tenn./Baylor School
53	Deion Fisher	LB	6-2	232	Fr.	McDonough, Ga./Eagles Landing Christian Acad.
54	Jordan Williams	OL	6-6	333	Fr.	Gainesville, Ga./Gainesville H.S.
55	Kenny Cooper	OL	6-3	325	r-Sr.	Calhoun, Ga./Sonoraville H.S.
57	Mikey Minihan	OL	6-3	300	r-Jr.	Honolulu, Hawaii/Saint Louis School
58	Will Scissum	OL	6-2	297	r-Fr.	Marietta, Ga./The Walker School
60	Paula Vaipulu	OL	6-3	303	Fr.	Channelview, Texas/Channelview H.S.
61	Michael Maye	OL	6-3	317	r-So.	Hoover, Ala./Hoover H.S.
62	Cade Kootsouradis	OL	6-4	316	Fr.	Crestview, Fla./Crestview H.S.
63	Will Milam	OL	6-4	329	Fr.	Powder Springs, Ga./Hiram H.S.
64	Nick Pendley	OL	6-4	319	r-Fr.	Canton, Ga./Creekview H.S. (Mississippi State)
65	Austin Smith	OL	6-3	308	r-So.	McDonough, Ga./Ola H.S.
66	Anthony Minella	OL	6-2	284	Fr.	Milton, Ga./Milton H.S.
67	Joe Fusile	OL	6-6	320	Fr.	Richmond Hill, Ga./Richmond Hill H.S.
68	Jason Moore	DL	6-2	298	Fr.	Hampton, Ga./Duchtown H.S.
69	Matthew Morgan	OL	6-4	328	r-So.	Woodstock, Ga./Etowah H.S.
70	Ryan Johnson	OL	6-6	307	r-Sr.	Brentwood, Tenn./Brentwood Academy (Tennessee)
71	Ryan Spiers	OL	6-3	288	Fr.	Biloxi, Miss./Biloxi H.S.
72	Weston Franklin	OL	6-4	316	Fr.	Jesup, Ga./Wayne County H.S.
73	Kenneth Kirby	OL	6-5	305	r-Sr.	Newport News, Va./Fork Union Military Acad. (Norfolk State)
75	Jakiah Leftwich	OL	6-6	327	Fr.	Atlanta, Ga./Westlake H.S.
76	Wing Green	OL	6-7	309	Fr.	Leesburg, Ga./Lee County H.S.
77	Devin Cochran	OL	6-7	314	r-Sr.	Norcross, Ga./Greater Atlanta Christian (Vanderbilt)
79	William Lay III	OL	6-2	313	r-Jr.	Bowersville, Ga./Hart County H.S.
80	Dylan Leonard	TE	6-5	246	So.	Milton, Ga./Milton H.S.
81	Zach Owens	WR	6-3	218	r-Fr.	Marietta, Ga./Pope H.S.
83	Dylan Deveney	TE	6-6	265	So.	Medford, N.J./The Hun School
84	Chris Miller	TE	6-4	244	r-Fr.	Atlanta, Ga./St. Pius X H.S.
85	Billy Ward	TE	6-4	257	Fr.	Locust Grove, Ga./Locust Grove H.S.
86	Luke Moseley	WR	6-2	180	r-Fr.	Calhoun, Ga./Calhoun H.S.
87	Jude Kelley	PK	6-1	172	Fr.	Acworth, Ga./Allatoona H.S.
87	Ben Wilhelm	TE	6-5	250	r-Fr.	Thomasville, Ga./Thomas County Central H.S.
88	Zeek Biggers	DL	6-3	363	Fr.	Salisbury, N.C./West Rowan H.S.
88	Gavin Stewart	PK/WR	5-11	170	Fr.	Savannah, Ga./Benedictine Military Academy
89	Ben Postma	TE	6-4	233	Fr.	Cypress, Texas/Cypress Ranch H.S.
90	Makius Scott	DL	6-4	309	Fr.	Gainesville, Ga./Gainesville H.S. (South Carolina)
94	Mike Lockhart	DL	6-4	302	r-Fr.	Birmingham, Ala./Huffman H.S.
95	Ja'Quon Griffin	DL	6-0	258	r-So.	Rome, Ga./Rome H.S.
96	Albany Casey	DL	6-4	239	Fr.	Bay Minnett, Ala./Baldwin County H.S.
97	Akelo Stone	DL	6-2	296	Fr.	Savannah, Ga./Jenkins H.S.
99	D'Quan Douse	DL	6-2	292	r-Fr.	Savannah, Ga./Calvary Day School

\* in memoriam; died Dec. 31, 2019

NO.	NAME	POS.
61	Michael Maye	OL
45	Taylor McCawley	LB
8	Nate McCollum	WR
2	Kyric McGowan	WR
33	Tyson Meiguez	LB
66	Anthony Minella	OL
57	Mikey Minihan	OL
63	Will Milam	OL
84	Chris Miller	TE
36	Nate Moon	DB
68	Jason Moore	DL
46	Tyler Morehead	DB
69	Matthew Morgan	OL
86	Luke Moseley	WR
26	Cole Neuber	DB
5	Kalani Norris	WR
8	Tobias Oliver	DB
81	Zach Owens	WR
16	Chayden Peery	QB
64	Nick Pendley	OL
89	Ben Postma	TE
3	Azende Rey	WR
20	Brody Rhodes	QB
27	Josh Robinson	DL
26	Malik Rutherford	WR
1	Juanyeh Thomas	DB
12	Adonias Sanders	WR
58	Will Scissum	OL
90	Makius Scott	DL
43	David Shanahan	P
10	Jeff Sims	QB
16	Myles Sims	DB
65	Austin Smith	OL
4	Dontae Smith	RB
71	Ryan Spiers	OL
88	Gavin Stewart	PK/WR
97	Akelo Stone	DL
3	Tre Swilling	DB
40	Treniyas Tatum	LB
25	Charlie Thomas	LB
60	Paula Vaipulu	OL
7	Zamari Walton	DB
12	Kenyatta Watson II	DB
13	Wesley Walker	DB
85	Billy Ward	TE
87	Ben Wilhelm	TE
39	Englan Williams	RB
54	Jordan Williams	OL
37	Khaya Wright	LB
6	Keion White	DL
13	Jordan Yates	QB
32	Sylvain Yondjouen	DL

## COACHING AND SUPPORT STAFF

**Head Coach:** Geoff Collins (Western Carolina, 1994) — 3rd season at Georgia Tech  
**Assistant Head Coach/Run Game Coord./OL:** Brent Key (Georgia Tech, 2001)  
**Offensive Coord./QBs:** Dave Patenaude (Central Connecticut St., 1990)  
**Defensive Coordinator/Linebackers:** Andrew Thacker (Furman, 2007)  
**Co-Defensive Coordinator/Safeties:** Nathan Burton (Georgia Tech, 2005)  
**Running Backs/Off. Recruiting Coord.:** Tashard Choice (Georgia Tech, 2007)  
**Defensive Ends/Outside Linebackers:** Marco Coleman (Flagler, 2015)  
**Wide Receivers:** Kerry Dixon (Hampton, 2004)  
**Defensive Line/Def. Recruiting Coord.:** Larry Knight (Central Michigan, 2010)  
**Cornerbacks/Def. Special Teams Coord.:** Jeff Popovich (Miami (Fla.), 2000)  
**Tight Ends/Offensive Special Teams Coord.:** Chris Wiesehan (Wabash, 1994)  
**General Manager:** Patrick Suddes (Alabama, 2005)  
**Head FB Strength and Conditioning Coach:** Lewis Caralla (Defiance, 2008)  
**Director of Applied Sports Science:** Ryan Horton (Otterbein, 2007)  
**Player Development Coach:** Sean Boyle (Temple, 2012)  
**Player Development Coach:** Thomas Gordon (Michigan, 2013)  
**Player Development Coach:** Gary Wilkins (Furman, 2014)  
**Director of Football Operations:** Scott Wallace (California (Pa.), 2011)  
**Assistant Director of Football Operations:** Gordon Thomas (Temple, 2018)  
**Football Research and Analytics Coordinator:** Pat Boyle (Temple, 2012)

**Quality Control Specialist/Offense:** Will Glover (Clayton State, 2009)  
**Quality Control Specialist/Defense:** Josh Linam (UCF, 2011)  
**Analyst (Offense):** Mike Gregory (UCF, 2009)  
**Analyst (Defense):** Anthony Parker (Tennessee, 2008)  
**Analyst (Special Teams):** Tim Conner (Maryville, 2011)  
**Graduate Assistant Coach:** Joe Battaglia (Coastal Carolina, 2014)  
**Graduate Assistant Coach:** Nathan Brock (Ohio State, 2020)  
**Graduate Assistant Coach:** Alec Brown (Auburn, 2017)  
**Graduate Assistant Coach:** Brenten Wimberly (Kennesaw State, 2018)  
**Director of On-Campus Recruiting:** Carina Hargreaves (Florida, 2014)  
**Assoc. Director of Player Personnel:** Thomas Guerry (Mississippi State, 2008)  
**Assoc. Director of Player Personnel:** Errin Joe (Georgia Tech, 2014)  
**Video Producer:** Patrick Clancy (South Carolina, 2018)  
**Social Media Specialist:** Alex Brizendine (Auburn, 2019)  
**Consultant, Ideation:** Glenn Ingram (Georgia Southern, 2020)  
**Head Football Athletic Trainer:** Mark Smith (SUNY Brockport, 2010)  
**Assistant Football Athletic Trainer:** Patrick Driscoll (Salisbury, 2016)  
**Assistant Equipment Manager:** Punt Windham (Georgia Tech, 1994)  
**Assistant Equipment Manager:** Kane Ivers-Osthus (Florida, 2016)  
**Assistant A.D./Video Operations:** Todd McCarthy (VCU, 1992)  
**Administrative Coordinator:** Teri Anton (Florida State, 1991)



**RECORD BREAKDOWN**

Current Streak.....	Lost 3
Current Home Streak.....	Lost 2
Current Road Streak.....	Lost 2
Current Neutral Streak.....	Lost 2
Last Win.....	31-27 at Duke (10/9/21)
Last Home Win.....	45-22 vs. No. 21/20 North Carolina (9/25/21)
Last Home Loss.....	26-17 vs. Virginia Tech (10/30/21)
Last Win Away From Home.....	31-27 at Duke (10/9/21)
Last True Road Win.....	31-27 at Duke (10/9/21)
Last Loss Away from Home.....	33-30 at Miami (Fla.) (11/6/21)
Last True Road Loss.....	33-30 at Miami (Fla.) (11/6/21)

	<b>2021</b>	<b>Under Collins</b>
Overall.....	3-6	9-22
Playing at home.....	2-4	6-12
Playing on the road.....	1-3	3-10
Playing at a neutral site.....	0-0	0-0
In bowl games.....	0-0	0-0
In overtime.....	0-0	0-0
More than 7 days to prepare.....	0-2	4-6
In August.....	N/A	0-1
In September.....	2-2	4-6
In October.....	1-3	3-8
In November.....	0-1	2-5
In December.....	0-0	0-2
In January.....	0-0	0-0
Outrushing opponent.....	1-2	6-4
When rushing for 300 yards.....	0-0	1-0
When rushing for 400 yards.....	0-0	0-0
When rushing for 500 yards.....	0-0	0-0
When rushing for 600 yards.....	0-0	0-0
Outrushed by opponent.....	2-4	3-18
When allowing 300 yards rushing.....	0-0	0-3
Rushing yards the same.....	0-0	0-0
Outpassing opponent.....	2-1	4-8
When passing for 300 yards.....	0-2	0-2
Outpassed by opponent.....	1-4	5-14
When allowing 300 yards passing.....	1-3	2-7
When allowing 400 yards passing.....	0-0	0-2
More total offense than opponent.....	2-2	4-5
When having 400+ total offense.....	2-3	5-5
When having 500+ total offense.....	0-1	1-1
When having 600+ total offense.....	0-0	0-0
Less total offense than opponent.....	1-4	5-17
When allowing 400+ total offense.....	1-4	3-14
When allowing 500+ total offense.....	0-3	0-9
Committing fewer turnovers.....	2-1	6-4
Committing more turnovers.....	1-3	2-12
Turnovers are even.....	0-2	1-6
< 30:00 of time of possession.....	1-3	4-17
> 30:00 of time of possession.....	2-3	5-5
Scoring first.....	2-2	7-5
Opponent scores first.....	0-4	1-17
Leading after the 1st quarter.....	2-1	4-2
Trailing after the 1st quarter.....	0-5	2-18
Tied after the 1st quarter.....	0-0	2-2
Leading at halftime.....	5-1	5-1
Trailing at halftime.....	0-5	2-21
Tied at halftime.....	0-0	2-0
Leading after the 3rd quarter.....	2-1	5-1
Trailing after the 3rd quarter.....	0-5	1-20
Tied after the 3rd quarter.....	0-0	1-1
Scoring 0-10 points.....	0-1	0-6
Scoring 11-20 points.....	0-1	2-6
Scoring 21-30 points.....	0-3	2-9
Scoring 31-40 points.....	1-1	2-1
Scoring 41-plus points.....	1-0	2-0
Opponent scores 0-10 points.....	0-0	1-0
Opponent scores 11-20 points.....	1-1	2-2
Opponent scores 21-30 points.....	1-2	4-5
Opponent scores 31-40 points.....	0-1	0-6
Opponent scores 41-plus points.....	0-2	1-9

**GAMES PLAYED AND STARTS**
**CAREER GAMES**

NAME	'16	'17	'18	'19	'20	'21	TOT.	CONS.
T. Carpenter	-	6	13	11	9	9	48	46
K. Cooper	5	11	11	4	7	8	46	1
Jordan-Swilling	-	11	11	7	8	7	44	5
M. Carter	-	-	13	12	10	9	44	44
Q. Jackson	-	-	13	12	10	9	44	31
J. Thomas	-	-	13	12	10	9	44	44
T. Oliver	-	-	12	12	9	9	42	14
C. Thomas	-	-	10	12	10	9	41	31
J. Mason	-	-	13	12	6	9	40	14
T. Swilling	-	-	12	12	6	9	39	10
J. Coco	-	-	11	9	10	8	38	5
J. King	-	-	3	12	9	9	33	10
Z. Walton	-	-	4	12	10	7	33	6
D. Brooks	-	1	-	12	10	9	32	31
A. Sanders	-	-	2	12	9	9	32	30
JaQ. Griffin	-	-	2	11	10	8	31	3
C. Long	-	-	-	12	10	8	30	-
Don. Smith	-	-	2	8	10	9	30	20
D. Knight	-	-	-	12	8	9	29	11
M. Minihan	-	-	2	8	10	9	29	24
J. Domineck	-	-	3	7	9	9	28	9
P. Harris	-	-	-	10	9	9	28	15
D. Leonard	-	-	-	12	7	8	27	3
M. Sims	-	-	-	10	8	8	26	8
S. Yondjouen	-	-	-	11	3	9	23	9
T.K. Chimedza	-	-	4	12	-	6	22	3
M. Lockhart	-	-	-	4	9	9	22	15
W. Walker	-	-	-	3	10	9	22	20
D. Deveney	-	-	-	12	6	3	21	-
K. Johnson	-	-	-	4	9	7	20	3
W. Lay III	-	-	-	10	3	7	20	7
A. Kent	-	-	-	-	10	9	19	19
R. Johnson	-	-	-	-	10	9	19	19
J. Griffin	-	-	-	9	8	1	18	-
J. Ivey	-	-	-	-	9	9	18	18
J. Williams	-	-	-	-	10	8	18	1
D. Allen	-	-	-	-	9	8	17	3
D. Doue	-	-	-	-	9	8	17	5
K. Norris	-	-	-	7	2	8	17	8
J. Sims	-	-	-	-	10	7	17	6
G. Stewart	-	-	-	-	8	9	17	12
J. Gibbs	-	-	-	-	7	9	16	9
M. Maye	-	-	-	10	2	4	16	4
B. Ward	-	-	-	-	7	9	16	9
K. Kennard	-	-	-	-	6	9	15	14
N. McCollum	-	-	-	-	6	9	15	14
M. Brooks	-	-	-	-	4	9	13	9
T. McCawley	-	-	-	3	7	2	12	1
A. Stone	-	-	-	-	6	5	11	-
D. Cochran	-	-	-	-	-	9	9	9
B. Cimaglia	-	-	-	-	-	9	9	9
A. Eley	-	-	-	-	-	9	9	9
K. Harris	-	-	-	-	-	9	9	9
R. King	-	-	-	-	2	7	9	5
C. Miller	-	-	-	-	7	2	9	-
M. Scott	-	-	-	-	-	9	9	9
J. Yates	-	-	-	3	2	4	9	-
D. Shanahan	-	-	-	-	-	9	9	9
Z. Biggers	-	-	-	-	-	8	8	8
Ja. Huff	-	-	-	4	3	1	8	-
K. McGowan	-	-	-	-	-	8	8	4
A. Rey	-	-	-	-	-	8	8	7
J. Robinson	-	-	-	-	-	8	8	-
T. Tatum	-	-	-	-	-	8	8	7
A. Clayton	-	-	-	-	5	2	7	-
J. Kelley	-	-	-	-	5	2	7	-
T. Meiguez	-	-	-	-	7	-	7	-
A. Boyd	-	-	-	-	2	5	7	4
P. Vaipulu	-	-	-	-	1	6	7	6
K. Edwards	-	-	-	-	-	6	6	6
C. Neuber	-	-	-	-	2	4	6	-
K. Wright	-	-	-	-	5	1	6	-
N. Collins	-	-	-	-	-	5	5	4
A. Smith	-	-	-	5	-	-	5	-
K. Watson	-	-	-	-	-	5	5	2
J. Macrina	-	-	4	-	-	-	4	-
N. Pendley	-	-	-	-	-	4	4	-
T. Amerson	-	-	-	-	3	-	3	-
M. Rutherford	-	-	-	-	-	3	3	-
W. Franklin	-	-	-	-	-	2	2	2
K. Kirby	-	-	-	-	-	2	2	-
T. Beatty	-	-	-	-	-	1	1	-
Z. Owens	-	-	-	-	1	-	1	-
W. Scissum	-	-	-	-	-	1	1	-
J. Haynes	-	-	-	-	-	1	1	1

**CAREER STARTS**

NAME	'16	'17	'18	'19	'20	'21	TOT.	CONS.
T. Carpenter	-	-	13	10	9	6	38	1
T. Swilling	-	-	11	12	5	9	37	9
K. Cooper	1	11	7	4	-	4	27	-
M. Carter	-	-	-	11	10	9	30	21
J. Thomas	-	-	-	11	10	9	30	24
M. Minihan	-	-	-	6	10	9	25	23
Z. Walton	-	-	-	11	10	3	24	2
Q. Jackson	-	-	-	5	10	8	23	8
J. Mason	-	-	5	12	2	1	21	-
D. Brooks	-	-	-	4	8	8	20	-
C. Thomas	-	-	6	5	2	6	20	5
R. Johnson	-	-	-	-	10	9	19	19
J. Sims	-	-	-	-	10	6	16	5
J. Williams	-	-	-	-	9	6	15	1
J. Domineck	-	-	-	3	4	8	15	1
C. Gibbs	-	-	-	-	6	8	14	-
A. Sanders	-	-	-	7	1	4	12	3
W. Walker	-	-	-	-	5	7	12	1
T.K. Chimedza	-	-	-	9	-	2	11	-
W. Lay III	-	-	-	8	-	3	11	-
J. Ivey	-	-	-	-	2	9	11	11
D. Cochran	-	-	-	-	-	9	9	9
A. Eley	-	-	-	-	-	9	9	9
D. Leonard	-	-	-	-	2	7	9	1
T. Oliver	-	-	1	2	-	6	9	-
D. Deveney	-	-	-	2	6	-	8	-
K. McGowan	-	-	-	-	-	7	7	1
M. Lockhart	-	-	-	-	5	1	6	1
JaQ. Griffin	-	-	-	-	4	1	5	-
A. Clayton	-	-	-	-	4	-	4	-
K. Norris	-	-	-	-	-	4	4	-
S. Yondjouen	-	-	-	2	2	-	4	-
P. Harris	-	-	-	1	2	1	4	-
P. Vaipulu	-	-	-	-	-	4	4	3
K. Johnson	-	-	-	-	3	-	3	-
Jordan-Swilling	-	1	-	2	-	-	3	-
K. Kennard	-	-	-	-	3	-	3	-
J. King	-	-	-	-	-	3	3	-
M. Sims	-	-	-	-	2	1	3	-
J. Yates	-	-	-	-	-	3	3	-
D. Doue	-	-	-	-	2	-	2	-
J. Coco	-	-	-	-	1	1	2	1
D. Smith	-	-	-	-	-	2	2	2
J. Griffin	-	-	-	-	1	-	1	-
N. Pendley	-	-	-	-	-	1	1	-
A. Stone	-	-	-	-	1	-	1	-
B. Ward	-	-	-	-	1	-	1	-
N. McCollum	-	-	-	-	-	1	1	-
J. Robinson	-	-	-	-	-	1	1	1

## CAREER HIGHS

### DERRIK ALLEN

**Tackles:** 4, twice - last vs. Duke (Nov. 28, 2020)  
**Solo Tackles:** 1, 4x - last vs. Duke (Nov. 28, 2020)

### TRAD BEATTY

**Rush Attempts:** 1 vs. Kennesaw State (Sept. 11, 2021)  
**Rushing yards:** 1 vs. Kennesaw State (Sept. 11, 2021)

### ZEKE BIGGERS

**Tackles:** 2, 3x - last at Duke (Oct. 9, 2021)  
**Solo Tackles:** 2 at No. 6 Clemson (Sept. 18, 2021)

### DJIMON BROOKS

**Tackles:** 6, 3x - last at Virginia (Oct. 23, 2021)  
**Solo Tackles:** 4 at Virginia (Oct. 23, 2021)  
**Tackles for Loss:** 2.0 vs. No. 4 Notre Dame (Oct. 31, 2020)  
**Sacks:** 1.0 vs. No. 4 Notre Dame (Oct. 31, 2020)  
**Fumbles Forced:** 1 vs. No. 20 UNC (Sept. 25, 2021)  
**Fumbles Recovered:** 1, twice - last vs. No. 20 UNC (Sept. 25, 2021)  
**Pass Breakups:** 1 at Florida State (Sept. 12, 2020)

### MILES BROOKS

**Tackles:** 2 at Duke (Oct. 9, 2021)  
**Solo Tackles:** 1, 3x - last at Duke (Oct. 9, 2021)

### SIRAD BRYANT

**Tackles:** 1 vs. Northern Illinois (Sept. 4, 2021)  
**Solo Tackles:** 1 vs. Northern Illinois (Sept. 4, 2021)

### TARIQ CARPENTER

**Tackles:** 13 at No. 6 Clemson (Sept. 18, 2021)  
**Solo Tackles:** 9 at No. 6 Clemson (Sept. 18, 2021)  
**Tackles for Loss:** 2.0 vs. USF (Sept. 7, 2019)  
**Interceptions:** 1, 4x - last vs. Duke (Nov. 28, 2020)  
**Longest Interception Return:** 43 vs. Duke (Nov. 28, 2020)  
**Pass Breakups:** 2, twice - last vs. Duke (Nov. 28, 2020)  
**Fumbles Forced:** 1, 3x - last at Miami (Nov. 6, 2021)

### MALACHI CARTER

**Receptions:** 7 at Miami (Nov. 6, 2021)  
**Receiving Yards:** 92 vs. Northern Illinois (Sept. 4, 2021)  
**Receiving TDs:** 1, 5x - last at Louisville (Oct. 9, 2020)  
**Longest Reception:** 54 vs. NC State (Nov. 21, 2019)

### T.K. CHIMEDZA

**Tackles:** 6, twice - last vs. NC State (Nov. 21, 2019)  
**Solo Tackles:** 5 vs. NC State (Nov. 21, 2019)  
**Tackles for Loss:** 1.0, twice - last vs. Kennesaw State (Sept. 11, 2021)  
**Sacks:** 1.0, twice - last vs. Kennesaw State (Sept. 11, 2021)  
**Fumbles Recovered:** 1 vs. South Florida (Sept. 7, 2019)

### BRENT CIMAGLIA

**Field Goals Made:** 3 vs. No. 20 UNC (Sept. 25, 2021)  
**Field Goal Attempts:** 3 vs. No. 20 UNC (Sept. 25, 2021)  
**Longest Field Goal:** 37 vs. Virginia Tech (Oct. 30, 2021)

### ANTONNEOUS CLAYTON

**Tackles:** 5 at Louisville (Oct. 9, 2020)  
**Solo Tackles:** 2, twice - last at Louisville (Oct. 9, 2020)  
**Tackles for Loss:** 2.5 at Louisville (Oct. 9, 2020)

### JACK COCO

**Receptions:** 1, 3x - last vs. No. 4 Notre Dame (Oct. 31, 2020)  
**Receiving Yards:** 8 vs. No. 14 UCF (Sept. 19, 2020)  
**Longest Reception:** 8 vs. No. 14 UCF (Sept. 19, 2020)

### DYLAN DEVENEV

**Receptions:** 4 at No. 6 Clemson (Sept. 18, 2021)  
**Receiving Yards:** 23 vs. Pitt (Dec. 10, 2020)  
**Longest Reception:** 18 vs. Pitt (Dec. 10, 2020)  
**Receiving TDs:** 1 vs. Pitt (Dec. 10, 2020)

### JORDAN DOMINECK

**Tackles:** 10 vs. NC State (Nov. 21, 2019)  
**Solo Tackles:** 5 vs. NC State (Nov. 21, 2019)  
**Tackles for Loss:** 3.0 vs. Kennesaw State (Sept. 11, 2021)  
**Sacks:** 2.0 vs. Duke (Nov. 28, 2020)  
**Forced Fumbles:** 2 vs. Kennesaw State (Sept. 11, 2021)  
**Fumbles Recovered:** 1, 3x - last vs. Kennesaw State (Sept. 11, 2021)  
**Pass Breakups:** 1 vs. No. 14 UCF (Sept. 19, 2020)

### KALEB EDWARDS

**Tackles:** 3 at Duke (Oct. 9, 2021)  
**Solo Tackles:** 3 at Duke (Oct. 9, 2021)

### AYINDE ELEY

**Tackles:** 16 vs. Virginia Tech (Oct. 30, 2021)  
**Solo Tackles:** 9 vs. Virginia Tech (Oct. 30, 2021)  
**Tackles for Loss:** 1.0 vs. Virginia Tech (Oct. 30, 2021)

### JAHMYR GIBBS

**Rushing Attempts:** 20 vs. Northern Illinois (Sept. 4, 2021)  
**Rushing Yards:** 132 at Virginia (Oct. 23, 2021)  
**Rushing TDs:** 2 vs. Duke (Nov. 28, 2020)  
**Longest Rush:** 71 at Virginia (Oct. 23, 2021)  
**Receptions:** 6 vs. Pitt (Oct. 2, 2021)  
**Receiving Yards:** 125 vs. Pitt (Oct. 2, 2021)  
**Receiving TDs:** 1, 3x - last at Louisville (Oct. 9, 2020)  
**Longest Reception:** 77 at Duke (Oct. 9, 2021)  
**Kick Returns:** 4, twice - last at Miami (Nov. 6, 2021)  
**Kick Return Yards:** 98 at Miami (Nov. 6, 2021)  
**Longest Kick Return:** 75 vs. No. 14 UCF (Sept. 19, 2020)

### JAMIOUS GRIFFIN

**Rushing Attempts:** 15 at Syracuse (Sept. 26, 2020)  
**Rushing Yards:** 54 at Syracuse (Sept. 26, 2020)  
**Longest Rush:** 35 vs. Pitt (Dec. 10, 2020)  
**Rushing TDs:** 1, twice - last at Louisville (Oct. 9, 2020)  
**Receptions:** 2 vs. No. 14 UCF (Sept. 19, 2020)  
**Receiving Yards:** 38 vs. No. 14 UCF (Sept. 19, 2020)  
**Longest Reception:** 25 vs. No. 14 UCF (Sept. 19, 2020)

### JA'QUON GRIFFIN

**Tackles:** 5 at Syracuse (Sept. 26, 2020)  
**Solo Tackles:** 5 at Syracuse (Sept. 26, 2020)  
**Tackles for Loss:** 1.0, 3x - last at Syracuse (Sept. 26, 2020)  
**Sacks:** 1.0, 3x - last vs. No. 1 Clemson (Oct. 17, 2020)  
**Fumble Recovery:** 1 at Miami (Oct. 19, 2019)

### KEVIN HARRIS

**Tackles:** 1, 3x - last vs. No. 20 UNC (Sept. 25, 2021)  
**Solo Tackles:** 1, twice - last vs. No. 20 UNC (Sept. 25, 2021)

### PEJE HARRIS

**Receptions:** 4 vs. Pitt (Dec. 10, 2020)  
**Receiving Yards:** 48 vs. Pitt (Dec. 10, 2020)  
**Receiving TDs:** 1 at Boston College (Oct. 24, 2020)  
**Longest Reception:** 31 at Boston College (Oct. 24, 2020)

### JARED IVEY

**Tackles:** 5, twice - last at Duke (Oct. 9, 2021)  
**Solo Tackles:** 3 vs. No. 20 UNC (Sept. 25, 2021)  
**Tackles for Loss:** 1.0, 3x - last at No. 6 Clemson (Sept. 18, 2021)  
**Fumbles Forced:** 1 vs. No. 20 UNC (Sept. 25, 2021)

### QUEZ JACKSON

**Total Tackles:** 16 vs. Virginia Tech (Oct. 30, 2021)  
**Solo Tackles:** 7, twice - last vs. Virginia Tech (Oct. 30, 2021)  
**Tackles for Loss:** 2.0, twice - last vs. No. 20 UNC (Sept. 25, 2021)  
**Sacks:** 1.0, twice - last vs. No. 20 UNC (Sept. 25, 2021)  
**Fumbles Forced:** 1, twice - last at No. 6 Clemson (Sept. 18, 2021)  
**Fumbles Recovered:** 1, 3x - last vs. No. 20 UNC (Sept. 25, 2021)  
**Pass Breakups:** 2 vs. No. 1 Clemson (Oct. 17, 2020)  
**Interceptions:** 1, twice - last vs. Pitt (Dec. 10, 2020)

### KENAN JOHNSON

**Tackles:** 4 at NC State (Dec. 5, 2020)  
**Solo Tackles:** 4 at NC State (Dec. 5, 2020)  
**Tackles for Loss:** 1.0 at No. 1 Clemson (Aug. 29, 2019)  
**Fumbles Forced:** 1 vs. NC State (Nov. 21, 2019)  
**Pass Breakups:** 1, 3x - last vs. Kennesaw State (Sept. 11, 2021)

### BRUCE JORDAN-SWILLING

**Rushing Attempts:** 3 vs. No. 1 Clemson (Oct. 17, 2020)  
**Rushing Yards:** 4 at Syracuse (Sept. 26, 2020)  
**Longest Rush:** 4 at Syracuse (Sept. 26, 2020)  
**Tackles:** 11 at Virginia (Nov. 4, 2017)  
**Solo Tackles:** 6 at Virginia (Nov. 4, 2017)  
**Tackles for Loss:** 1.5 at Duke (Oct. 12, 2019)  
**Sacks:** 1.5 at Duke (Oct. 12, 2019)  
**Fumbles Forced:** 1, twice - last at Louisville (Oct. 9, 2020)  
**Fumbles Recovered:** 1, 3x - last at Louisville (Oct. 9, 2020)  
**Interceptions:** 1 at Virginia (Nov. 4, 2017)  
**Pass Breakups:** 1 vs. Pittsburgh (Sept. 23, 2017)  
**Quarterback Hurries:** 1 at No. 7 Clemson (Oct. 28, 2017)  
**Touchdowns:** 1 at Virginia (Nov. 4, 2017) (interception return)

### KYLE KENNARD

**Tackles:** 4 vs. No. 20 UNC (Sept. 25, 2021)  
**Solo Tackles:** 3 vs. Pitt (Dec. 10, 2020)  
**Tackles for Loss:** 3.0 vs. No. 20 UNC (Sept. 25, 2021)  
**Sacks:** 2.0 vs. No. 20 UNC (Sept. 25, 2021)

### JAYLON KING

**Tackles:** 7, twice - last at Virginia (Oct. 23, 2021)  
**Solo Tackles:** 6 vs. No. 4 Georgia (Nov. 30, 2019)  
**Tackles for Loss:** 1.0, 3x - last vs. No. 6 Clemson (Sept. 18, 2021)  
**Fumbles Recovered:** 1 at Miami (Nov. 6, 2021)  
**Pass Breakups:** 1 vs. No. 4 Georgia (Nov. 30, 2019)

### DEMETRIUS KNIGHT II

**Tackles:** 6 at Duke (Oct. 12, 2019)  
**Solo Tackles:** 1, 4x - last at Duke (Oct. 12, 2019)  
**Tackles for Loss:** 1.0, 3x - last vs. No. 14 UCF (Sept. 19, 2020)  
**Sacks:** 1.0 at Miami (Oct. 19, 2019)  
**Fumbles Forced:** 1, twice - last vs. No. 14 UCF (Sept. 19, 2020)  
**Fumbles Recovered:** 1 vs. No. 20 UNC (Sept. 25, 2021)  
**Pass Breakups:** 1, twice - last at Duke (Oct. 12, 2019)

### DYLAN LEONARD

**Receptions:** 2 at Virginia (Oct. 23, 2021)  
**Receiving Yards:** 15 at Louisville (Oct. 9, 2020)  
**Longest Reception:** 15 at Louisville (Oct. 9, 2020)

### JOSEPH MACRINA

**Rushing Attempts:** 2, twice - last vs. Bowling Green, Sept. 29, 2018  
**Rushing Yards:** 8 vs. Alcorn State, Sept. 1, 2018  
**Longest Rush:** 4 yards, twice - last vs. Bowling Green, Sept. 29, 2018)

### JORDAN MASON

**Rush Attempts:** 22 vs. NC State (Nov. 21, 2019)  
**Rush Yards:** 141, twice - last vs. NC State (Nov. 21, 2019)  
**Rush TDs:** 3 at Virginia Tech (Oct. 25, 2018)  
**Longest Rush:** 71 at Miami (Nov. 6, 2021)  
**Receptions:** 3, twice - last at Miami (Nov. 6, 2021)  
**Receiving Yards:** 37 at Boston College (Oct. 24, 2020)  
**Receiving TDs:** 1 vs. Kennesaw State (Sept. 11, 2021)  
**Longest Reception:** 37 at Boston College (Oct. 24, 2020)

### NATE McCOLLUM

**Rush Attempts:** 1, twice - last at NC State (Dec. 5, 2020)  
**Rushing Yards:** 7 vs. Duke (Nov. 28, 2020)  
**Receptions:** 3, twice - last at Virginia (Oct. 23, 2021)  
**Receiving Yards:** 49 vs. Pitt (Oct. 2, 2021)  
**Receiving TDs:** 1 vs. Pitt (Oct. 2, 2021)  
**Longest Reception:** 44 vs. Pitt (Oct. 2, 2021)

### KYRIC MCGOWAN

**Receptions:** 7 at Virginia (Oct. 23, 2021)  
**Receiving Yards:** 91 vs. Kennesaw State (Sept. 11, 2021)  
**Receiving TDs:** 2, twice - last at Virginia (Oct. 23, 2021)  
**Longest Reception:** 39 vs. Kennesaw State (Sept. 11, 2021)

### KALANI NORRIS

**Receptions:** 2 vs. Kennesaw State (Sept. 11, 2021)  
**Receiving Yards:** 37 at Virginia (Oct. 23, 2021)  
**Receiving TDs:** 1, twice - last at Virginia (Oct. 23, 2021)  
**Longest Reception:** 37 at Virginia (Oct. 23, 2021)

### TOBIAS OLIVER

**Pass Completions:** 4 at Temple (Sept. 28, 2019)  
**Pass Attempts:** 11 at Temple (Sept. 28, 2019)  
**Pass Yards:** 104 at North Carolina (Nov. 3, 2018)  
**Pass TDs:** 1, twice - last at North Carolina (Nov. 3, 2018)  
**Longest Pass:** 86 at North Carolina (Nov. 3, 2018)  
**Rush Attempts:** 40 at Virginia Tech (Oct. 25, 2018)  
**Rush Yards:** 215 at Virginia Tech (Oct. 25, 2018) (40 Carries)  
**Rush TDs:** 3 at Virginia Tech (Oct. 25, 2018)  
**Longest Rush:** 65 [T-8th], At Louisville, Oct 05, 2018  
**Receptions:** 4 at Virginia (Nov. 9, 2019)  
**Receiving Yards:** 67 at Virginia (Nov. 9, 2019)  
**Receiving TDs:** 1 vs. NC State (Nov. 21, 2019)  
**Longest Reception:** 37 at Virginia (Nov. 9, 2019)  
**Kick Returns:** 3 vs. Virginia Tech (Nov. 16, 2019)  
**Kick Return Yards:** 96 vs. The Citadel (Sept. 14, 2019)  
**Longest Kick Return:** 52 vs. The Citadel (Sept. 14, 2019)  
**Tackles:** 4 at No. 6 Clemson (Sept. 18, 2021)  
**Solo Tackles:** 2 at Boston College (Oct. 24, 2020)

## CAREER HIGHS

**JOSH ROBINSON**

**Tackles:** 2 at Virginia (Oct. 23, 2021)  
**Solo Tackles:** 1, twice - last at Virginia (Oct. 23, 2021)  
**Tackles for Loss:** 1.0 vs. No. 20 UNC (Sept. 25, 2021)

**MALIK RUTHERFORD**

**Receptions:** 5 vs. Pitt (Oct. 2, 2021)  
**Receiving Yards:** 62 vs. Pitt (Oct. 2, 2021)  
**Longest Reception:** 24 vs. Pitt (Oct. 2, 2021)

**ADONICAS SANDERS**

**Receptions:** 7 at NC State (Dec. 5, 2020)  
**Receiving Yards:** 105 at NC State (Dec. 5, 2020)  
**Longest Reception:** 39 vs. North Carolina (Oct. 5, 2019)  
**Receiving TDs:** 1, 4x - last vs. Virginia Tech (Oct. 30, 2021)

**DAVID SHANAHAN**

**Punts:** 8 at Miami (Nov. 6, 2021)  
**Punting Yards:** 299 at Miami (Nov. 6, 2021)  
**Punting Avg.:** 52.7 vs. Northern Illinois (Sept. 4, 2021)  
**Longest Punt:** 71 at Duke (Oct. 9, 2021)

**JEFF SIMS**

**Rushing Attempts:** 17 at NC State (Dec. 5, 2020)  
**Rushing Yards:** 128 vs. No. 20 UNC (Sept. 25, 2021)  
**Rushing TDs:** 3 vs. No. 20 UNC (Sept. 25, 2021)  
**Longest Rush:** 50 vs. No. 20 UNC (Sept. 25, 2021)  
**Pass Attempts:** 43 at Virginia (Oct. 23, 2021)  
**Pass Completions:** 26 at Virginia (Oct. 23, 2021)  
**Passing Yards:** 359 vs. Pitt (Oct. 2, 2021)  
**Passing TDs:** 3, twice - last at Duke (Oct. 9, 2021)  
**Longest Pass:** 77 at Duke (Oct. 9, 2021)

**MYLES SIMS**

**Tackles:** 5, 3x - last at Duke (Oct. 9, 2021)  
**Solo Tackles:** 5 vs. No. 4 Georgia (Nov. 30, 2019)  
**Tackles for Loss:** 1.0 at NC State (Dec. 5, 2020)  
**Pass Breakups:** 2, twice - last vs. Virginia Tech (Oct. 30, 2021)  
**Fumbles Recovered:** 1, twice - last at Miami (Nov. 6, 2021)

**DONTAE SMITH**

**Rush Attempts:** 9, twice - last vs. Pitt (Oct. 2, 2021)  
**Rushing Yards:** 82 vs. Kennesaw State (Sept. 11, 2021)  
**Longest Rush:** 36 vs. Duke (Nov. 28, 2020)  
**Rushing TDs:** 2 vs. Duke (Nov. 28, 2020)  
**Receptions:** 2, 3x - last vs. No. 20 UNC (Sept. 25, 2021)  
**Receiving Yards:** 32 at Florida State (Sept. 12, 2020)  
**Longest Reception:** 20 at Florida State (Sept. 12, 2020)  
**Kick Returns:** 3 vs. North Carolina (Oct. 5, 2019)  
**Kick Return Yards:** 77 vs. North Carolina (Oct. 5, 2019)  
**Longest Kick Return:** 31 vs. North Carolina (Oct. 5, 2019)

**TRE SWILLING**

**Tackles:** 6, twice - last vs. Duke (Nov. 28, 2020)  
**Solo Tackles:** 4, twice - last vs. Northern Illinois (Sept. 4, 2021)  
**Sacks:** 1.0, twice - last vs. Pitt (Oct. 2, 2021)  
**Tackles for Loss:** 1.0, 4x - last vs. Northern Illinois (Sept. 4, 2021)  
**Interceptions:** 1, twice - last at No. 1 Clemson (Aug. 29, 2019)  
**Longest INT Return:** 41 yards at No. 1 Clemson (Aug. 29, 2019)  
**Fumbles Forced:** 1 vs. Duke (Oct. 13, 2018)  
**Fumbles Recovered:** 1, 3x - vs. Duke (Nov. 28, 2020)  
**Pass Breakups:** 2, 3x - last at Virginia (Nov. 9, 2019)

**AKELO STONE**

**Tackles:** 3 vs. Kennesaw State (Sept. 11, 2021)  
**Solo Tackles:** 3 vs. Kennesaw State (Sept. 11, 2021)  
**Tackles for Loss:** 2.0 vs. Kennesaw State (Sept. 11, 2021)  
**Sacks:** 1.0 vs. Duke (Nov. 28, 2020)

**CHARLIE THOMAS**

**Tackles:** 12 at No. 6 Clemson (Sept. 18, 2021)  
**Solo Tackles:** 7 vs. USF (Sept. 7, 2019)  
**Sacks:** 2.5 vs. No. 20 UNC (Sept. 25, 2021)  
**Tackles for Loss:** 4.5 vs. No. 20 UNC (Sept. 25, 2021)  
**Interceptions:** 2 vs. Kennesaw State (Sept. 11, 2021)  
**Fumbles Forced:** 1, three times - last vs. The Citadel (Sept. 14, 2019)  
**Fumbles Recovered:** 2 at Louisville (Oct. 5, 2018)  
**Safeties:** 1 at Temple (Sept. 28, 2019)  
**Pass Breakups:** 1, 3x - last vs. NC State (Nov. 21, 2019)

**JUANYEH THOMAS**

**Tackles:** 11 at Duke (Oct. 9, 2021)  
**Solo Tackles:** 8 vs. Pitt (Nov. 2, 2019)  
**Tackles for Loss:** 2.0 vs. Pitt (Nov. 2, 2019)  
**Sacks:** 1.0 at Miami (Nov. 6, 2021)  
**Fumbles Forced:** 1, 3x - last vs. Pitt (Dec. 10, 2020)  
**Fumbles Recovered:** 1 vs. Miami (Fla.) (Nov. 10, 2018)  
**Pass Breakups:** 2 at Virginia (Nov. 9, 2019)  
**Interceptions:** 1, 4x - last at Duke (Oct. 9, 2021)  
**Longest Interception Return:** 95 at Louisville (Oct. 5, 2018)  
**Punt Returns:** 3 vs. Alcorn St. (Sept. 1, 2018)  
**Punt Return Yards:** 31 vs. Alcorn St. (Sept. 1, 2018)  
**Longest Punt Return:** 25 vs. Alcorn St. (Sept. 1, 2018)  
**Kick Returns:** 6 at USF (Sept. 8, 2018)  
**Kick Return Yards:** 134 at USF (Sept. 08, 2018)  
**Longest Kick Return:** 100 at No. 5 Georgia (Nov. 24, 2018)

**WESLEY WALKER**

**Tackles:** 10 at Duke (Oct. 9, 2021)  
**Solo Tackles:** 5 at Louisville (Oct. 9, 2020)  
**Tackles for Loss:** 1.0, twice - last at NC State (Dec. 5, 2020)  
**Fumbles Forced:** 1, twice - last at Miami (Nov. 6, 2021)  
**Fumbles Recovered:** 1 at Miami (Nov. 6, 2021)  
**Pass Breakups:** 2, twice - last at Miami (Nov. 6, 2021)

**ZAMARI WALTON**

**Tackles:** 7 at Florida State (Sept. 12, 2020)  
**Solo Tackles:** 5, twice - last vs. NC State (Nov. 21, 2019)  
**Tackles for Loss:** 1.0, twice - last at Miami (Nov. 6, 2021)  
**Sacks:** 1.0 vs. Virginia Tech (Oct. 30, 2021)  
**Pass Breakups:** 2, twice - last at Temple (Sept. 28, 2019)  
**Interceptions:** 1, twice - last vs. No. 1 Clemson (Oct. 17, 2020)  
**Fumbles Recovered:** 1 vs. No. 4 Notre Dame (Oct. 31, 2020)

**KEION WHITE**

**Tackles:** 1 at Miami (Nov. 6, 2021)  
**Solo Tackles:** 1 at Miami (Nov. 6, 2021)

**JORDAN YATES**

**Pass attempts:** 34 at No. 6 Clemson (Sept. 18, 2021)  
**Pass completions:** 20 at No. 6 Clemson (Sept. 18, 2021)  
**Passing Yards:** 254 vs. Kennesaw State (Sept. 11, 2021)  
**Longest Pass:** 53 vs. Northern Illinois (Sept. 4, 2021)  
**Rush Attempts:** 15 at No. 6 Clemson (Sept. 18, 2021)  
**Rushing Yards:** 27 vs. Northern Illinois (Sept. 4, 2021)  
**Longest Rush:** 13 yards vs. Virginia Tech (Nov. 16, 2019)

**SYLVAIN YONDJOUEN**

**Tackles:** 4 at Duke (Oct. 12, 2019)  
**Solo Tackles:** 2 at Duke (Oct. 12, 2019)  
**Tackles for Loss:** 1.0, 3x - last at Syracuse (Sept. 26, 2020)





**STARTING LINEUPS, ETC.**

OFFENSIVE STARTERS	QB	RB	WR	WR	WR	TE	LT	LG	C	RG	RT
Northern Illinois	Sims	Gibbs	Carter	McGowan	Sanders	Leonard	Cochran	Cooper	Minihan	Johnson	Pendley
Kennesaw State	Yates	Gibbs	Mason <sup>#</sup>	McGowan	Carter	Leonard	Cochran	Cooper	Minihan	Johnson	Williams
Clemson	Yates	Gibbs	Carter	McGowan	Norris	Leonard	Cochran	Lay III	Minihan	Johnson	Williams
North Carolina	Yates	Gibbs	Carter	McGowan	Norris	Leonard	Cochran	Cooper	Minihan	Johnson	Williams
Pitt	Sims	Gibbs	Carter	McCollum	Norris	Leonard	Cochran	Vaipulu	Minihan	Johnson	Williams
Duke	Sims	Gibbs	Carter	McGowan	Norris	Coco	Cochran	Cooper	Minihan	Johnson	Williams
Virginia	Sims	Gibbs	Carter	McGowan	Sanders	Leonard	Cochran	Vaipulu	Minihan	Lay III	Johnson
Virginia Tech	Sims	Gibbs	Carter	Harris	Sanders	Smith <sup>#</sup>	Cochran	Vaipulu	Minihan	Lay III	Johnson
Miami (Fla.)	Sims	Gibbs	Carter	McGowan	Sanders	Leonard	Cochran	Vaipulu	Minihan	Johnson	Williams

Boston College  
Notre Dame  
Georgia

<sup>^</sup>WR <sup>\*TE</sup> <sup>#RB</sup>

**DEFENSIVE STARTERS**

DEFENSIVE STARTERS	DE	DT	DT	DE	LB	LB	S	S	S	CB	CB
Northern Illinois	Domineck	Griffin	Brooks	Ivey	Chimedza <sup>^</sup>	Eley	Walker <sup>(N)</sup>	Carpenter	J. Thomas	Swilling	Walton
Kennesaw State	Domineck	Chimedza	Brooks	Ivey	Eley	Jackson	C. Thomas <sup>(N)</sup>	Carpenter	J. Thomas	Swilling	Oliver
Clemson	Domineck	Brooks	Ivey <sup>#</sup>	Jackson <sup>(R)</sup>	Eley	C. Thomas	Walker <sup>(N)</sup>	Carpenter	J. Thomas	Swilling	Oliver
North Carolina	Domineck	Brooks	Ivey <sup>#</sup>	Jackson <sup>(R)</sup>	Eley	Allen <sup>*</sup>	Walker <sup>(N)</sup>	J. King	J. Thomas	Swilling	Oliver
Pitt	Domineck	Brooks	Ivey <sup>#</sup>	Jackson <sup>(R)</sup>	Eley	C. Thomas	Walker <sup>(N)</sup>	Carpenter	J. Thomas	Swilling	Oliver
Duke	Domineck	Brooks	Ivey <sup>#</sup>	Jackson <sup>(R)</sup>	Eley	C. Thomas	Walker <sup>(N)</sup>	Carpenter	J. Thomas	Swilling	Oliver
Virginia	Domineck	Brooks	Ivey <sup>#</sup>	Jackson <sup>(R)</sup>	Eley	C. Thomas	Walker <sup>(N)</sup>	J. King	J. Thomas	Swilling	Sims
Virginia Tech	Robinson	Brooks	Ivey <sup>#</sup>	Jackson <sup>(R)</sup>	Eley	C. Thomas	Oliver <sup>(N)</sup>	J. King	J. Thomas	Swilling	Walton
Miami (Fla.)	Domineck	Brooks	Ivey <sup>#</sup>	Jackson <sup>(R)</sup>	Eley	C. Thomas	Walker <sup>(N)</sup>	Carpenter	J. Thomas	Swilling	Walton

Boston College  
Notre Dame  
Georgia

(N) = Nickel <sup>^</sup> DL <sup>#</sup> DE @ LB \* Safety

**GAME INFORMATION**

	TECH CAPTAINS	COIN TOSS	GT KO/REC.	GT 1ST OFF. PLAY	GT 1ST POSSESSION	OPP. 1ST POSSESSION	KICKOFF TIME	GAME LENGTH	GT HELMET	GT JERSEY	GT PANTS
Northern Ill.	Johnson, Sims Eley, Thomas	GT	KO	Gibbs rush 6	Downs	Punt	7:35	3:26	Gold	White/Blue	Gold/Blue
Kennesaw St.	Brooks, Carter Swilling, Cochran	KSU	KO	Gibbs rush 26	TD	Punt	12:11	3:12	Gold	White/Gold	Gold/Blue
Clemson	Brooks, Carter Swilling, Cochran	GT	KO	Yates pass 10 Carter	Punt	Punt	3:41	3:35	Gold	White/Gold	White/Blue
North Carolina	Jackson, McGowan Eley, Mason	GT	KO	Yates rush 4	Punt	Punt	7:40	3:24	Gold	Blue/Gold	Blue/Gold
Pitt	Jackson, McGowan Eley, Mason	GT	KO	Sims rush 23	INT	Punt	12:02	3:22	White	Blue/Gold	White/Blue
Duke	Johnson, Cochran Eley, Brooks	GT	KO	Gibbs rush 2	TD	Punt	12:33	3:26	Gold	White/Gold	Gold/Blue
Virginia	Sanders, Sims C. Thomas, J. Thomas	GT	Rec.	Sims pass INC McGowan	TD	Punt	7:35	3:29	Gold	White/Blue	Blue/Gold
Virginia Tech	Yates, Cochran Neuber, Brooks	GT	KO	Smith rush -1	Punt	Punt	12:03	3:11	Gold	Blue/Gold	Blue/Gold
Miami (Fla.)	Johnson, Mason Jackson, Oliver	GT	Rec.	Sims pass 6 Carter	Punt	TD	12:33	3:38	White	White/Blue	White/Blue

Boston College  
Notre Dame  
Georgia

\* touchdown

**TURNOVERS**

**GEORGIA TECH TAKEAWAYS**

NO.	OPP.	QTR	TURNOVER	DEFENDER(S)	LED TO	PTS. OFF
1.	NIU	4	Fumble	W. Walker (F); Q. Jackson (R)	TD	7
2.	KSU	1	Fumble	J. Domineck (F, R)	TD*	7
3.	KSU	3	Interception	C. Thomas	Punt	0
4.	KSU	4	Interception	C. Thomas	TD	7
5.	CLEM	4	Fumble	Q. Jackson (F); M. Sims (R)	Punt	0
6.	UNC	2	Fumble	J. Domineck (F); Q. Jackson (R)	FG	3
7.	UNC	2	Fumble	D. Brooks (F); D. Knight II (R)	FG	3
8.	UNC	4	Fumble	J. Ivey (F); D. Brooks (R)	TD	7
9.	Duke	4	Interception	J. Thomas	End of Game	0
10.	Miami	1	Fumble	W. Walker (F); M. Sims (R)	INT	0
11.	Miami	1	Fumble	T. Carpenter (F); W. Walker (R)	TD	7
12.	Miami	2	Fumble	J. Thomas (F); J. King (R)	TD*	7
<b>* Defensive touchdowns</b>					<b>Points</b>	<b>48</b>

**GEORGIA TECH GIVEAWAYS**

NO.	OPP.	QTR	TURNOVER	OFFENSIVE PLAYER	LED TO	PTS. OFF
1.	NIU	2	Fumble	Jeff Sims	Punt	0
3.	KSU	4	Fumble	Jamious Griffin	Punt	0
4.	CLEM	4	Interception	Jordan Yates	End of Game	0
5.	PITT	1	Interception	Jeff Sims	TD	7
6.	PITT	1	Interception	Jeff Sims	TD	7*
7.	Duke	1	Interception	Jeff Sims	Downs	0
8.	Duke	2	Interception	Jeff Sims	Missed FG	0
9.	UVA	2	Interception	Jeff Sims	FG	3
10.	VT	3	Fumble	Jeff Sims	FG	3
11.	VT	4	Interception	Jeff Sims	End of Game	0
12.	Miami	1	Interception	Jeff Sims	Fumble	0
<b>* Defensive touchdown</b>					<b>Points</b>	<b>20</b>

**DRIVES**
**DRIVE CHART**

DISPLAYED GEORGIA TECH/OPPONENT

	Possessions	TDs	FGs Made	FGs Missed	Fum.	Int.	Safety	Punt	Downs	Half	Game	80+yard Drives	3 and Out
Northern Illinois	12/12	3/3	0/0	3/0	1/1	0/0	0/0	3/7	2/0	0/1	0/1	1/1	2/7
Kennesaw State	12/13	5/2	1/1	0/0	0/1	0/2	0/0	3/7	0/0	1/0	1/0	2/0	3/4
Clemson	11/9	0/2	2/0	0/0	0/1	1/0	0/1	7/4	0/1	0/0	0/0	0/0	3/3
North Carolina	14/13	5/3	3/0	0/1	0/3	0/0	0/0	4/4	0/1	1/0	1/0	1/0	3/1
Pitt	13/13	3/6	0/1	1/0	0/0	2/0	0/0	4/4	3/0	0/1	0/1	0/0	6/2
Duke	15/14	4/3	1/2	0/2	0/0	2/1	0/0	6/5	0/1	1/0	1/0	2/2	5/3
Virginia	13/12	5/6	2/1	0/0	0/0	1/0	0/0	4/2	0/0	1/1	1/0	0/2	1/2
Virginia Tech	11/12	2/2	1/4	0/1	1/0	1/0	0/0	5/4	1/0	0/0	0/1	0/2	2/3
Miami (Fla.)	14/16	3/5	0/1	1/1	0/3	1/0	0/0	8/2	1/2	0/2	0/1	2/1	6/2
Boston College													
Notre Dame													
Georgia													
<b>TOTALS</b>	<b>115/114</b>	<b>30/32</b>	<b>10/10</b>	<b>5/5</b>	<b>2/9</b>	<b>8/3</b>	<b>0/1</b>	<b>42/39</b>	<b>7/6</b>	<b>4/5</b>	<b>4/4</b>	<b>8/8</b>	<b>13/27</b>

**GEORGIA TECH SCORING DRIVES**

	QTR	TD	FG	PLAYERS	PLAY	PL	YDS	TIME	
Northern Ill.	2	X		McGowan from Yates	22-yd pass	17	97	6:00	
	4	X		Dontae Smith	15-yd rush	5	77	2:23	
	4	X		Jordan Yates	4-yd rush	3	25	0:54	
Kennesaw St.	1	X		Mason from Yates	6-yd pass	8	81	2:44	
	1	X		Jordan Domineck	70-yd FUM return				
	2	X		Brent Cimaglia	31-yd FG	12	52	4:49	
	2	X		McGowan from Yates	4-yd pass	7	48	2:48	
	3	X		Norris from Yates	16-yd pass	6	80	2:32	
	4	X		McGowan from Yates	39-yd pass	2	44	0:30	
Clemson	4	X		Dontae Smith	10-yd rush	4	42	1:46	
	2	X		Brent Cimaglia	22-yd FG	14	66	2:47	
Clemson	4	X		Brent Cimaglia	22-yd FG	16	70	6:53	
	2	X		Brent Cimaglia	34-yd FG	9	64	5:02	
North Carolina	2	X		Brent Cimaglia	32-yd FG	4	-4	0:35	
	2	X		Jeff Sims	11-yd rush	2	17	0:42	
North Carolina	3	X		Jeff Sims	1-yd rush	3	39	0:32	
	3	X		Jahmyr Gibbs	4-yd rush	8	81	2:50	
	4	X		Carter from Sims	27-yd pass	9	75	4:58	
	4	X		Brent Cimaglia	31-yd FG	12	52	7:11	
	4	X		Jeff Sims	50-yd rush	2	53	0:51	
	Pitt	1	X		McCollum from Sims	44-yd pass	5	75	2:02
		2	X		Dontae Smith	3-yd rush	6	66	1:48
3		X		Sanders from Sims	4-yd pass	12	75	4:41	
Duke	1	X		Gibbs from Sims	77-yd pass	3	82	1:07	
	1	X		Jeff Sims	1-yd rush	8	77	3:28	
	2	X		Brent Cimaglia	25-yd FG	7	41	2:00	
	3	X		McGowan from Sims	18-yd pass	6	75	2:40	
UVA	4	X		Sanders from Sims	36-yd pass	6	88	0:51	
	1	X		McGowan from Sims	36-yd pass	5	75	1:40	
	1	X		Dontae Smith	3-yd rush	12	79	5:05	
	2	X		Brent Cimaglia	26-yd FG	13	66	4:59	
UVA	3	X		Jahmyr Gibbs	71-yd rush	2	75	0:41	
	4	X		Brent Cimaglia	34-yd FG	8	48	3:27	
	4	X		Norris from Sims	37-yd pass	8	75	2:34	
	4	X		McGowan from Sims	5-yd pass	5	51	0:54	
	VT	1	X		McGowan from Sims	26-yd pass	9	75	3:30
		3	X		Brent Cimaglia	37-yd FG	9	52	4:30
3		X		Sanders from Sims	23-yd pass	4	64	1:18	
Miami	1	X		Jordan Mason	71-yd rush	6	93	2:53	
	2	X		Jahmyr Gibbs	29-yd rush	7	86	2:57	
	2	X		Jaylon King	40-yd FUM return				
	3	X		Gibbs from Sims	50-yd pass	7	73	3:26	
4			Juanyeh Thomas	100-yd PAT return					

**OPPONENT SCORING DRIVES**

	QTR	TD	FG	PLAYERS	PLAY	PL	YDS	TIME	
Northern Ill.	1	X		H. Waylee	35-yd rush	8	74	3:42	
	2	X		Joiner from Lombardi	5-yd pass	12	66	5:22	
	4	X		Ratkovich from Lombardi	3-yd pass	9	80	2:04	
	2	X		N. Robertson	31-yd FG	9	46	4:22	
Kennesaw St.	4	X		I. Cousin	54-yd rush	7	75	4:08	
	4	X		A. Adeleke from Shepherd	39-yd pass	4	46	1:30	
	1	X		W. Shipley	3-yd rush	8	39	3:15	
Clemson	4	X		W. Shipley	3-yd rush	12	66	4:29	
	1	X		S. Howell	23-yd rush	4	40	1:03	
North Carolina	3	X		Morales from Howell	7-yd pass	6	75	1:49	
	4	X		Downs from Howell	4-yd pass	8	75	2:33	
	1	X		I. Abanikanda	9-yd rush	7	48	2:14	
Pitt	1	X		J. Petrishen	33-yd INT Return				
	1	X		Addison from Pickett	11-yd pass	2	58	0:58	
Pitt	2	X		Mack from Pickett	55-yd pass	2	55	0:15	
	2	X		I. Abanikanda	6-yd rush	9	75	3:08	
	2	X		Krull from Pickett	16-yd pass	2	45	0:39	
	3	X		Carter from Pickett	2-yd pass	11	77	4:49	
	4	X		S. Scarton	46-yd FG	12	60	4:56	
	Duke	1	X		Bobo from Holmberg	37-yd pass	8	79	3:16
		2	X		M. Durant	1-yd rush	12	68	3:56
3		X		C. Ham	35-yd FG	9	60	3:39	
4		X		Dalmolin from Holmberg	7-yd pass	10	80	3:17	
Duke	4	X		C. Ham	22-yd FG	15	80	5:52	
	1	X		Kemp from Armstrong	1-yd pass	9	75	3:35	
	2	X		Wicks from Armstrong	13-yd pass	7	83	3:30	
	2	X		Wicks from Armstrong	77-yd pass	3	82	0:48	
UVA	2	X		Farrell	24-yd FG	7	47	2:36	
	2	X		Farrell	26-yd FG	11	67	5:91	
	3	X		Armstrong	4-yd rush	8	75	3:47	
	3	X		Armstrong	14-yd rush	8	48	3:27	
	4	X		Henry from Armstrong	20-yd pass	9	96	5:09	
	VT	1	X		Turner from Burmeister	69-yd pass	4	86	1:17
		1	X		Robinson from Burmeister	4-yd pass	10	75	4:01
2		X		J. Romo	23-yd FG	7	70	1:54	
2		X		J. Romo	43-yd FG	8	64	1:45	
VT	3	X		J. Romo	34-yd FG	4	0	2:14	
	4	X		J. Romo	21-yd FG	12	85	7:01	
	1	X		Harley from Van Dyke	8-yd pass	11	93	3:39	
	1	X		Rambo from Van Dyke	35-yd pass	4	58	0:58	
Miami	2	X		A. Borregales	28-yd FG	5	43	0:57	
	3	X		J. Knighton	2-yd rush	4	75	1:01	
	4	X		A. Borregales	31-yd FG	12	53	5:05	
	4	X		Smith from Van Dyke	15-yd pass	5	51	1:50	

**TOUCHDOWN DRIVES SUMMARY**

	GT	OPP
Touchdown plays of 20-plus yards	16	11
Touchdown plays of 50-plus yards	6	4
Touchdown drives of 80-plus yards	8	7
Touchdown drives of 90-plus yards	2	2
Touchdown drives of 20 yards or less	1	-
Touchdown drives of 5:00 or more	3	3
Touchdown drives of 7:00 or more	-	-
Touchdown drives of 3:00 or less	21	16
Touchdown drives of 2:00 or less	13	10
Touchdown drives of 1:00 or less	6	5
Touchdown drives of 5 plays or less	12	10
Touchdown drives of 10 plays or more	3	7
Touchdown drives of 1 play	-	-

*does not include special teams or defensive touchdowns*



**BIG PLAYS**

**GEORGIA TECH BIG PLAYS (20+ YARDS)**

NO.	OPPONENT	PLAYER(S)	PLAY	DOWN-DIST.	* Touchdown YDS.
1.	Northern Illinois	Jeff Sims	Rush	1-10	28
2.		Jordan Mason	Rush	3-3	24
3.		Malachi Carter from Jordan Yates	Pass	1-10	53
4.	Kennesaw State	Jordan Domineck	FUM Return		70*
5.		Jahmyr Gibbs	KO Return		42
6.		Kyric McGowan from Jordan Yates	Pass	2-5	39*
7.		Jahmyr Gibbs from Jordan Yates	Pass	1-10	32
8.		Malachi Carter from Jordan Yates	Pass	3-8	30
9.		Dontae Smith	Rush	2-3	29
10.		Jahmyr Gibbs	Rush	1-10	26
11.		Kalani Norris from Jordan Yates	Pass	3-8	20
12.	Clemson	Kyric McGowan from Jordan Yates	Pass	4-11	35
13.		Kyric McGowan from Jordan Yates	Pass	1-10	25
14.		Kyric McGowan from Jordan Yates	Pass	3-10	22
15.	North Carolina	Jeff Sims	Rush	2-7	50*
16.		Jeff Sims	Rush	2-10	38
17.		Demetrius Knight II	FUM Return		37
18.		Jordan Mason	Rush	2-5	29
19.		Jahmyr Gibbs	Rush	1-10	29
20.		Kyric McGowan from Jeff Sims	Pass	1-10	28
21.		Malachi Carter from Jeff Sims	Pass	1-10	27*
22.		Quez Jackson	FUM Return		23
23.	Pitt	Jahmyr Gibbs from Jeff Sims	Pass	1-10	71
24.		Nate McCollum from Jeff Sims	Pass	1-10	44*
25.		Adonias Sanders from Jeff Sims	Pass	1-10	36
26.		Jahmyr Gibbs	KO Return		34
27.		Jahmyr Gibbs	KO Return		28
28.		Malik Rutherford from Jeff Sims	Pass	1-10	24
29.		Jeff Sims	Rush	1-10	23
30.		Jahmyr Gibbs from Jeff Sims	Pass	1-10	20
31.		Malachi Carter from Jeff Sims	Pass	1-10	20
32.		Jahmyr Gibbs	KO Return		20
33.	Duke	Jahmyr Gibbs from Jeff Sims	Pass	3-5	77*
34.		Malachi Carter from Jeff Sims	Pass	3-6	39
35.		Malachi Carter from Jeff Sims	Pass	3-9	39
36.		Adonias Sanders from Jeff Sims	Pass	1-10	37
37.		Adonias Sanders from Jeff Sims	Pass	3-6	36*
38.		Azede Rey	Punt Return		35
39.		Jahmyr Gibbs	KO Return		25
40.		Kalani Norris from Jeff Sims	Pass	1-10	25
41.		Jahmyr Gibbs	KO Return		21
42.	Virginia	Jahmyr Gibbs	Rush	2-6	71*
43.		Jeff Sims	Rush	4-1	38
44.		Kalani Norris from Jeff Sims	Pass	2-10	37*
45.		Kyric McGowan from Jeff Sims	Pass	1-10	36*
46.		Adonias Sanders from Jeff Sims	Pass	3-8	25
47.		Jordan Mason	Rush	2-10	21
48.	Virginia Tech	Jahmyr Gibbs	Rush	1-10	61
49.		Jahmyr Gibbs from Jeff Sims	Pass	3-6	39
50.		Kyric McGowan from Jeff Sims	Pass	4-4	26*
51.		Jahmyr Gibbs	Rush	1-10	23
52.		Adonias Sanders from Jeff Sims	Pass	2-10	23
53.		Jeff Sims	Rush	2-11	21
54.		Kyric McGowan from Jeff Sims	Pass	1-10	21
55.		Adonias Sanders from Jeff Sims	Pass	1-10	20
56.	Miami	Jordan Mason	Rush	3-2	71*
57.		Jahmyr Gibbs from Jeff Sims	Pass	1-10	50*
58.		Jaylon King	FUM Return		40*
59.		Jahmyr Gibbs	KO Return		38
60.		Jahmyr Gibbs	Rush	2-2	29*
61.		Jahmyr Gibbs	KO Return		25
62.		Jahmyr Gibbs	Rush	2-27	23
63.		Jahmyr Gibbs	KO Return		22

**OPPONENT BIG PLAYS (20+ YARDS)**

NO.	OPPONENT	PLAYER(S)	PLAY	DOWN-DIST.	* Touchdown YDS.
1.	Northern Illinois	T. Richie from R. Lombardi	Pass	1-10	39
2.	Kennesaw State	I. Cousin	Rush	4-4	54*
3.		Adeleke from Shepherd	Pass	4-3	39*
4.		Farrow from Shepherd	Pass	3-3	22
5.	North Carolina	E. Simmons from S. Howell	Pass	3-18	63
6.		A. Green from S. Howell	Pass	1-10	36
7.		E. Simmons from S. Howell	Pass	1-10	31
8.		S. Howell	Rush	2-7	23*
9.		K. Morales from S. Howell	Pass	2-5	21
10.	Pitt	T. Mack from K. Pickett	Pass	2-10	55*
11.		J. Addison from K. Pickett	Pass	1-10	47
12.		J. Petrishen	FUM Return		33*
13.		T. Mack from K. Pickett	Pass	2-9	31
14.		L. Krull from K. Pickett	Pass	1-10	29
15.		J. Addison from K. Pickett	Pass	2-3	25
16.		S. Jacques-Louis from K. Pickett	Pass	2-5	21
17.		T. Mack from K. Pickett	Pass	4-4	20
18.	Duke	J. Bobo from G. Holmberg	Pass	1-5	37*
19.		J. Calhoun from G. Holmberg	Pass	1-10	36
20.		J. Calhoun from G. Holmberg	Pass	1-10	29
21.		J. Stinson	KO Return		28
22.		J. Calhoun from G. Holmberg	Pass	3-17	26
23.		L. Johnson	INT Return		20
24.		J. Stinson	KO Return		20
25.	Virginia	D. Wicks from B. Armstrong	Pass	3-5	77*
26.		B. Armstrong	Rush	4-8	45
27.		D. Wicks from B. Armstrong	Pass	1-10	28
28.		B. Kemp	KO Return		26
29.		J. Woods from B. Armstrong	Pass	1-10	24
30.		K. Thompson from B. Armstrong	Pass	3-16	23
31.		R. Henry from B. Armstrong	Pass	1-10	20*
32.		J. Woods from B. Armstrong	Pass	1-10	20
33.		K. Thompson	Rush	2-7	20
34.		D. Wicks from B. Armstrong	Pass	2-10	20
35.	Virginia Tech	T. Turner from B. Burmeister	Pass	3-8	69*
36.		T. Turner from B. Burmeister	Pass	3-1	61
37.		N. Gallo from B. Burmeister	Pass	2-7	27
38.		T. Turner from B. Burmeister	Pass	1-10	26
39.		R. Blackshear	Rush	2-8	25
40.		B. Burmeister	Rush	1-10	24
41.	Miami	C. Rambo from T. Van Dyke	Pass	1-10	60
42.		C. Rambo from T. Van Dyke	Pass	1-10	44
43.		C. Rambo from T. Van Dyke	Pass	1-10	37
44.		C. Rambo from T. Van Dyke	Pass	3-12	35*
45.		A. Williams	INT Return		32
46.		J. Knighton	Rush	1-10	25
47.		M. Harley from T. Van Dyke	Pass	2-10	24
48.		J. George from T. Van Dyke	Pass	2-10	20
49.		W. Mallory from T. Van Dyke	Pass	3-8	20

**BIG PLAYS FROM SCRIMMAGE SUMMARY**

RUSH/CATCH	20-29	30-39	40-49	50-59	60-69	70-79	80-89	90-99	TOT
Jahmyr Gibbs	6 (5/1)	2 (0/2)		1 (0/1)	1 (0/1)	3 (1/2)			13
Kyric McGowan	5 (0/5)	3 (0/3)							8
Malachi Carter	2 (0/2)	3 (0/2)		1 (0/1)					6
Jeff Sims	3 (3/0)	2 (2/0)		1 (1/0)					6
Adonias Sanders	3 (0/3)	3 (0/3)							6
Jordan Mason	3 (3/0)					1 (1/0)			4
Kalani Norris	2 (0/2)	1 (0/1)							3
Nate McCollum			1 (0/1)						1
Malik Rutherford	1 (0/1)								1
Dontae Smith	1 (1/0)								1
<b>Totals</b>	<b>26 (12/14)</b>	<b>14 (2/12)</b>	<b>1 (0/1)</b>	<b>3 (1/2)</b>	<b>1 (0/1)</b>	<b>4 (2/2)</b>			<b>49</b>
<b>Opponents</b>	<b>23 (5/18)</b>	<b>8 (0/8)</b>	<b>3 (1/2)</b>	<b>1 (0/1)</b>	<b>4 (0/4)</b>	<b>1 (0/1)</b>			<b>40</b>
<b>PASSING</b>	<b>20-29</b>	<b>30-39</b>	<b>40-49</b>	<b>50-59</b>	<b>60-69</b>	<b>70-79</b>	<b>80-89</b>	<b>90-99</b>	<b>TOT</b>
Jeff Sims	10	6	1	1		2			20
Jordan Yates	4	6		1					11
<b>Totals</b>	<b>14</b>	<b>12</b>	<b>1</b>	<b>2</b>		<b>2</b>			<b>31</b>
<b>Opponents</b>	<b>18</b>	<b>8</b>	<b>2</b>	<b>1</b>	<b>4</b>	<b>1</b>			<b>34</b>



**THE LAST TIME IT HAPPENED ...**
**TEAM**

	<b>GEORGIA TECH</b>	<b>OPPONENT</b>
<b>Scored 50 Points</b>	Nov. 28, 2020 vs. Duke (56)	Oct. 2, 2021 by Pitt (52)
<b>Scored 50 Points, ACC Game</b>	Nov. 28, 2020 vs. Duke (56)	Oct. 2, 2021 by Pitt (52)
<b>Scored 35 Points, Half</b>	Oct. 5, 2018 at Louisville (35/2nd)	Oct. 2, 2021 by Pitt (42/1st)
<b>Scored 28 Points, Quarter</b>	Sept. 3, 2015 vs. Alcorn State (34/1st)	Oct. 17, 2020 by No. 1 Clemson (2nd/35)
<b>Scored 0 Points</b>	Nov. 16, 2019 vs. Virginia Tech	Sept. 1, 2018 by Alcorn State
<b>Scored 0 Points, Half</b>	Oct. 17, 2020 vs. No. 1 Clemson (2nd)	Sept. 1, 2018 by Alcorn State (2nd)
<b>Overcame 10-Point Deficit, Win</b>	Oct. 9, 2020 vs. Louisville (21-7)	Sept. 8, 2018 by USF (28-38)
<b>Overcame 10-Point Halftime Deficit, Win</b>	Sept. 12, 2020 at Florida State (0-10)	Nov. 30, 2013 by Georgia (20T) (7-20)
<b>40-Point Margin of Victory</b>	Sept. 29, 2018 vs. Bowling Green (63-17)	Oct. 17, 2020 by No. 1 Clemson (73-7)
<b>30-39-Point Margin of Victory</b>	Oct. 5, 2018 at Louisville (66-31)	Oct. 2, 2021 by Pitt (52-21)
<b>Scored 30 Points or more, Loss</b>	Sept. 8, 2018 at USF (38)	Oct. 5, 2018 by Louisville (31)
<b>Scored fewer than 10 Points, Win</b>	Nov. 11, 2006 at North Carolina (7-0)	Dec. 2, 2006 by Wake Forest (9-6)
<b>7 Touchdowns</b>	Nov. 28, 2020 vs. Duke (7)	Oct. 2, 2021 by Pitt (7)
<b>0 Touchdowns</b>	Sept. 18, 2021 at No. 6 Clemson	Sept. 1, 2018 by Alcorn State
<b>5+ Rushing Touchdowns</b>	Oct. 25, 2018 at Virginia Tech (7)	Aug. 29, 2019 by No. 1 Clemson (5)
<b>4+ Passing Touchdowns</b>	Sept. 13, 2014 vs. Georgia Southern (4)	Oct. 23, 2021 by Virginia (4)
<b>Interception Return for TD</b>	Oct. 5, 2018 at Louisville Juanyeh Thomas (95 yards) (Jordan Travis pass)	Oct. 2, 2021 by Pitt (52) John Petrishen (33 yards) (Jeff Sims pass)
<b>Fumble Return for TD</b>	Nov. 6, 2021 at Miami (Fla.); Jaylon King (40 yards)	Nov. 28, 2020 by Duke; Shaka Heyward (0 yards)
<b>Punt Return for TD</b>	Sept. 10, 2009 vs. Clemson; Jerrard Tarrant (85 yards)	Sept. 23, 2017 by Pittsburgh; Quadree Henderson (80 yards)
<b>Blocked Punt Return for TD</b>	Sept. 27, 1997 vs. Clemson Block by Ajenavi Eziemefe, Djay Jones recovered for TD	Oct. 12, 2019 by Duke Xander Gagnon blocked and Javon Jackson recovered for a TD
<b>Kickoff Return for TD</b>	Nov. 24, 2018 at No. 5 Georgia; Juanyeh Thomas (100-yard return)	Sept. 8, 2018 by USF; Terrence Horne (98 yards) Sept. 8, 2018 by USF; Terrence Horne (97 yards)
<b>2 Non-Offensive TDs</b>	Nov. 8, 2014 at NC State (INT return, fumble return)	Sept. 8, 2018 by USF (2 kickoff returns)
<b>4 Field Goals Made</b>	Dec. 31, 2016 vs. Kentucky (4)	Oct. 30, 2021 by Virginia Tech (4)
<b>3 Field Goals Missed</b>	Sept. 4, 2021 vs. Northern Illinois (3)	Oct. 19, 2019 by Miami (3)
<b>5 Field Goals Attempted</b>	Dec. 31, 2011 vs. Utah (5)	Nov. 17, 2007 by North Carolina (5)
<b>50-yard Field Goal Made</b>	Dec. 31, 2016 vs. Kentucky (Harrison Butker, 52)	Sept. 23, 2017 by Pittsburgh; Alex Kessman (55 yards)
<b>Missed PAT</b>	Oct. 9, 2020 vs. Louisville	Sept. 26, 2020 by Syracuse
<b>Missed more than 1 PAT</b>	Nov. 3, 2012 at Maryland (2)	Nov. 5, 1977 by Notre Dame (2)
<b>Made 2-Point Conversion</b>	Oct. 23, 2021 at Virginia (A. Boyd pass from J. Sims)	Sept. 25, 2021 by No. 20 UNC (C. Baker pass from S. Howell)
<b>Failed 2-Point Conversion</b>	Oct. 23, 2021 at Virginia (PeJe Harris pass failed)	Nov. 21, 2019 by NC State (Devin Leary pass failed)
<b>Two+ 2-Point Conversions Att.</b>	Oct. 23, 2021 at Virginia (2, 1 converted)	Nov. 11, 2017 by No. 17 Virginia Tech (2, 2 failed)
<b>Defensive Extra Point Scored</b>	Nov. 6, 2021 at Miami (Fla.) Juanyeh Thomas 100-yard INT return (Tyler Van Dyke pass)	None recorded
<b>Recorded Safety</b>	Sept. 18, 2021 at No. 6 Clemson J. Thomas forced Clemson fumble, fell on in own end zone	Nov. 28, 2020 by Duke GT fumbled a punt return into the endzone
<b>Blocked Field Goal</b>	Oct. 19, 2019 at Miami Antwan Owens blocked T. Davidson's attempt	Sept. 4, 2017 by No. 25/24 Tennessee (20T) Paul Bain blocked Shawn Davis' attempt
<b>Blocked PAT</b>	Sept. 26, 2020 vs. Syracuse (D'Quon Douse)	Oct. 23, 2021 at Virginia (N. Taylor)
<b>Blocked Punt</b>	Nov. 2, 2019 vs. Pitt Jerry Howard, Jr. blocked punt of Kirk Christodoulou	Sept. 25, 2021 by No. 20 North Carolina Giovanni Biggers blocked punt of David Shanahan
<b>Blocked 2 Kicks/Punts</b>	Dec. 30, 2013 vs. Ole Miss (field goal/PAT)	Nov. 4, 1989 by Western Carolina (2 FGAs)
<b>30+ First Downs</b>	Oct. 25, 2018 at Virginia Tech (35)	Oct. 23, 2021 by Virginia (32)
<b>10 (or fewer) First Downs</b>	Oct. 17, 2020 vs. No. 1 Clemson (7)	Sept. 1, 2018 by Alcorn State (9)
<b>500-599 Yards Total Offense</b>	Oct. 23, 2021 at Virginia (570)	Oct. 2, 2021 by Pitt (580)
<b>600+ Yards Total Offense</b>	Sept. 8, 2018 at USF (602)	Oct. 23, 2021 by Virginia (636)
<b>&lt; 200 Yards Total Offense</b>	Nov. 16, 2019 vs. Virginia Tech (134)	Sept. 1, 2018 by Alcorn State (146)
<b>&lt; 100 Yards Total Offense</b>	Nov. 18, 1961 at Alabama (96)	Oct. 9, 2004 by Maryland (82)
<b>300+ Yards Total Offense, Half</b>	Sept. 25, 2021 vs. No. 20 UNC (313/2nd)	Oct. 23, 2021 by Virginia (307/2nd)
<b>&lt; 50 Yards Total Offense, Half</b>	Sept. 22, 2016 vs. No. 5/3 Clemson (22/1st)	Sept. 9, 2017 by Jacksonville State (45/2nd)
<b>90 Offensive Plays</b>	Sept. 4, 2017 vs. No. 25/24 Tennessee (20T) (96)	Oct. 9, 2021 by Duke (91)
<b>50 (or fewer) Offensive Plays</b>	Nov. 2, 2019 vs. Pitt (50)	Oct. 25, 2018 by Virginia Tech (47)
<b>300-399 Yards Rushing</b>	Nov. 28, 2020 vs. Duke (377)	Sept. 14, 2019 by The Citadel (320)
<b>400+ Yards Rushing</b>	Nov. 3, 2018 at North Carolina (461)	Aug. 29, 2019 by No. 1 Clemson (411)
<b>50 Yards (or less) Rushing</b>	Nov. 27, 2004 at Georgia (24)	Sept. 23, 2017 by Pittsburgh (37)
<b>0 Yards (or less) Rushing</b>	1968 (two times – vs. Notre Dame and Navy)	Nov. 2, 2013 by Pittsburgh (-5)
<b>60+ Rushing Attempts</b>	Oct. 25, 2018 at Virginia Tech (78)	Oct. 9, 2021 by Duke (62)
<b>30 (or fewer) Rushing Attempts</b>	Oct. 30, 2021 vs. Virginia Tech (30)	Oct. 23, 2021 by Virginia (30)
<b>25+ Pass Completions</b>	Oct. 23, 2021 at Virginia (27)	Oct. 23, 2021 by Virginia (29)
<b>5 (or fewer) Pass Completions</b>	Nov. 24, 2018 at No. 5 Georgia (5)	Sept. 14, 2019 by The Citadel (1)

## THE LAST TIME IT HAPPENED ...

## TEAM

	GEORGIA TECH	OPPONENT
<b>40+ Pass Attempts</b>	Oct. 23, 2021 at Virginia (44)	Oct. 23, 2021 by Virginia (43)
<b>10 (or fewer) Pass Attempts</b>	Nov. 17, 2018 vs. Virginia (OT) (8)	Sept. 14, 2019 by The Citadel (4)
<b>Threw 3 Interceptions</b>	Sept. 26, 2020 vs. Syracuse (4)	Nov. 3, 2018 by North Carolina (3)
<b>300-399 Yards Passing</b>	Oct. 23, 2021 at Virginia (300)	Nov. 6, 2021 by Miami (Fla.) (389)
<b>400+ Yards Passing</b>	Nov. 10, 2001 at Virginia (486)	Oct. 17, 2020 by No. 1 Clemson (500)
<b>100 (or less) Yards Passing</b>	Nov. 30, 2019 vs. No. 4 Georgia (40)	Sept. 1, 2018 by Alcorn State (69)
<b>Completed 70 Percent of Passes</b>	Sept. 11, 2021 vs. Kennesaw State (.739, 17-of-23)	Oct. 9, 2021 by Duke (.759, 22-of-29)
<b>5+ Fumbles</b>	Oct. 13, 2018 vs. Duke (6)	Oct. 25, 2014 by Pittsburgh (7)
<b>4+ Fumbles Lost</b>	Sept. 23, 2017 vs. Pittsburgh (4)	Nov. 28, 2020 by Duke (4)
<b>5 Turnovers</b>	Sept. 26, 2020 vs. Syracuse (5)	Nov. 28, 2020 by Duke (5)
<b>0 Turnovers</b>	Dec. 5, 2020 at NC State	Dec. 5, 2020 by NC State
<b>10 Penalties</b>	Sept. 18, 2021 at No. 6 Clemson (10)	Oct. 24, 2020 by Boston College (10)
<b>2 (or fewer) Penalties</b>	Sept. 7, 2019 vs. USF (2)	Nov. 30, 2019 by No. 4 Georgia (0)
<b>100+ Penalty Yards</b>	Dec. 5, 2020 at NC State (111)	Oct. 24, 2020 by Boston College (102)
<b>10 (or fewer) Penalty Yards</b>	Oct. 14, 2017 vs. No. 11/10 Miami (6)	Nov. 30, 2019 by No. 4 Georgia (0)
<b>10 Punts</b>	Nov. 30, 2019 vs. No. 4 Georgia (13)	Oct. 11, 2008 by Gardner-Webb (10)
<b>0 Punts</b>	Oct. 5, 2018 at Louisville	Dec. 5, 2009 by Clemson
<b>10 Third-Down Conversions</b>	Dec. 5, 2020 at NC State (10)	Oct. 31, 2020 by No. 4 Notre Dame (10)
<b>2+ Fourth-Down Conversions</b>	Sept. 18, 2021 at No. 6 Clemson (2-of-3)	Oct. 9, 2021 by Duke (2-of-3)
<b>4 Fourth-Down Attempts</b>	Oct. 2, 2021 vs. Pitt (2-of-4)	Sept. 12, 2020 by Florida State (3-of-5)
<b>37:00 or higher TOP</b>	Oct. 25, 2018 at Virginia Tech (42:18)	Nov. 19, 2016 by Virginia (38:37)
<b>15 Tackles for Loss</b>	Sept. 1, 2007 at Notre Dame (19)	None Recorded
<b>10 Sacks</b>	Oct. 9, 1993 vs. Maryland (11)	None Recorded
<b>5 Players to Score TD</b>	Sept. 11, 2021 vs. Kennesaw State (5)	Oct. 2, 2021 by Pitt (6)
<b>4 Players to Rush for TD</b>	Oct. 9, 2020 vs. Louisville (4)	Nov. 10, 2012 by North Carolina (4)
<b>3 Players to Catch TD Pass</b>	Oct. 9, 2021 at Duke (3)	Nov. 6, 2021 by Miami (Fla.) (3)
<b>2 Players to Throw TD Pass</b>	Oct. 9, 2020 vs. Louisville (2 - Jeff Sims & Ahmarean Brown)	Oct. 17, 2020 by No. 1 Clemson (5 - Trevor Lawrence; 2 - Hunter Helms)
<b>15-Play+ Touchdown Drive</b>	Sept. 18, 2021 at No. 6 Clemson (2x) (16)	Oct. 31, 2020 by No. 4 Notre Dame (15)
<b>8-Minute+ Touchdown Drive</b>	Sept. 30, 2017 vs. North Carolina (8:54)	Oct. 31, 2020 by No. 4 Notre Dame (8:38)
<b>90-Yard+ Touchdown Drive</b>	Nov. 6, 2021 at Miami (Fla.) (93)	Nov. 6, 2021 by Miami (Fla.) (93)
<b>1-Play Touchdown Drive</b>	Nov. 3, 2018 at North Carolina (Q. Searcy 86-yd pass from T. Oliver)	Oct. 17, 2020 by No. 1 Clemson (A. Rodgers 83-yd pass from T. Lawrence)
<b>Won an Overtime Game</b>	Oct. 19, 2019 at Miami (OT) (28-21)	Sept. 14, 2019 by The Citadel (OT) (27-24)
<b>Game Won on Final Play</b>	Oct. 24, 2015 vs. Florida State (Lance Austin 78-yard missed FG return)	Sept. 14, 2019 by The Citadel (37-yard FG in overtime)

## BOTH TEAMS COMBINED

<b>90 Points</b>	Oct. 5, 2018 at Louisville (97) (66-31)	<b>6 Field Goals</b>	Nov. 17, 2018 vs. Virginia (OT) (6)
<b>100+ Rushing Attempts</b>	Oct. 9, 2021 at Duke (101)	<b>5 Fumbles Lost</b>	Sept. 23, 2017 vs. Pittsburgh (5)
<b>20 (or fewer) Points</b>	Nov. 28, 2015 vs. Georgia (20) (13-7)	<b>4 Field Goals Missed</b>	Oct. 20, 2012 vs. Boston College (4)
<b>60 (or fewer) Rushing Att.</b>	Sept. 9, 2006 vs. Samford (51)	<b>10 Turnovers</b>	Nov. 17, 1990 at Wake Forest (10)
<b>10 (or fewer) Points</b>	Nov. 11, 2006 at North Carolina (7) (7-0)	<b>8 Field Goals Att.</b>	Nov. 17, 2007 vs. North Carolina (8)
<b>700+ Yards Passing</b>	Oct. 2, 2021 by Pitt (758)	<b>0 Turnovers</b>	Oct. 15, 2016 vs. Georgia Southern
<b>50 Points in a Half</b>	Oct. 2, 2021 by Pitt (56)	<b>50 First Downs</b>	Oct. 23, 2021 at Virginia (60)
<b>150 (or fewer) Passing Yds.</b>	Nov. 3, 2012 at Maryland (146)	<b>20 Penalties</b>	Oct. 24, 2020 at Boston College (20)
<b>0 Points in a Half</b>	Nov. 11, 2006 at North Carolina (2nd)	<b>25 (or fewer) First Downs</b>	Oct. 18, 2008 at Clemson (24) (12-12)
<b>50 Pass Completions</b>	Oct. 23, 2021 at Virginia (56)	<b>5 (or fewer) Penalties</b>	Nov. 21, 2019 vs. NC State (5)
<b>30 Points in a Quarter</b>	Nov. 28, 2020 vs. Duke (33/2nd)	<b>1,000+ Yards Total Offense</b>	Oct. 23, 2021 at Virginia (1,206)
<b>20 (or fewer) Completions</b>	Sept. 14, 2019 vs. The Citadel (8)	<b>200 Penalty Yards</b>	Sept. 9, 2000 vs. Florida State (254)
<b>10+ Touchdowns</b>	Oct. 2, 2021 by Pitt (10)	<b>500 Yds (or fewer) Total Off.</b>	Oct. 22, 2011 at Miami (473)
<b>90 Pass Attempts</b>	Oct. 26, 2002 vs. Virginia (101)	<b>25 (or fewer) Penalty Yards</b>	Oct. 22, 2011 at Miami (15)
<b>0 Touchdowns</b>	Dec. 2, 2006 vs. Wake Forest	<b>160+ Offensive Plays</b>	Sept. 19, 2020 vs. No. 14 UCF (173)
<b>30 (or fewer) Pass Att.</b>	Sept. 14, 2019 vs. The Citadel (17)	<b>15+ Punts</b>	Nov. 30, 2019 vs. No. 4 Georgia (17)
<b>5 Touchdowns in a Quarter</b>	Oct. 17, 2020 vs. No. 1 Clemson (5/2nd)	<b>120 (or fewer) Off. Plays</b>	Nov. 16, 2019 vs. Virginia Tech (117)
<b>5 Passes Intercepted</b>	Nov. 1, 2007 vs. Virginia Tech (5)	<b>0 Punts</b>	Dec. 5, 2009 vs. Clemson
<b>8 Touchdowns in a Half</b>	Oct. 2, 2021 by Pitt (8/1st)	<b>600+ Yards Rushing</b>	Oct. 5, 2018 at Louisville (655)
<b>10 Fumbles</b>	Oct. 13, 2018 vs. Duke (10)	<b>10 Sacks</b>	Nov. 10, 2007 at Duke (10)
		<b>150 (or fewer) Rushing Yds.</b>	Nov. 19, 2005 at Miami (150)

**THE LAST TIME IT HAPPENED ...**
**INDIVIDUAL**

	<b>GEORGIA TECH</b>	<b>OPPONENT</b>
<b>30+ Rushing Attempts</b>	Oct. 25, 2018 at Virginia Tech, Tobias Oliver (40)	Nov. 6, 2021 by Miami (Fla.), Jaylan Knighton (32)
<b>150-199 Yards Rushing</b>	Oct. 5, 2018 at Louisville, TaQuon Marshall (175)	Nov. 6, 2021 by Miami (Fla.), Jaylan Knighton (162)
<b>200+ Yards Rushing</b>	Oct. 25, 2018 at Virginia Tech, Tobias Oliver (215)	Aug. 29, 2019 by No. 1 Clemson, Travis Etienne (205)
<b>50+ Pass Attempts</b>	Oct. 6, 2005 vs. NC State, Reggie Ball (53)	Oct. 5, 2019 by North Carolina, Sam Howell (51)
<b>40+ Pass Attempts</b>	Oct. 23, 2021 at Virginia, Jeff Sims (44)	Oct. 23, 2021 by Virginia, Brennan Armstrong (43)
<b>25+ Pass Completions</b>	Oct. 23, 2021 at Virginia, Jeff Sims (27)	Oct. 23, 2021 by Virginia, Brennan Armstrong (29)
<b>Threw 3 Interceptions</b>	Sept. 26, 2020 vs. Syracuse, Jeff Sims (4)	Nov. 3, 2018 by North Carolina, Nathan Elliott (3)
<b>300-399 Yards Passing</b>	Oct. 23, 2021 at Virginia, Jeff Sims (300)	Nov. 6, 2021 by Miami (Fla.), Tyler Van Dyke (389)
<b>400+ Yards Passing</b>	Nov. 10, 2001 at Virginia, George Godsey (486)	Oct. 17, 2020 by No. 1 Clemson, Trevor Lawrence (404)
<b>Rushed &amp; Passed for 100+ Yds.</b>	Sept. 25, 2021 vs. No. 20 UNC, Jeff Sims (128/112)	Oct. 9, 2020 by Louisville, Javian Hawkins (155/229)
<b>Rushed &amp; Received for 100+ Yds.</b>	Nov. 14, 2013 at Clemson Robert Godhigh (126/203)	Oct. 30, 1997 by North Carolina J. Linton (138/137)
<b>300-399 Yards Total Offense</b>	Nov. 4, 2017 at Virginia, TaQuon Marshall (322)	Oct. 14, 2017 by No. 11/10 Miami, Malik Rosier (317)
<b>400+ Yards Total Offense</b>	Oct. 29, 2016 vs. Duke, Justin Thomas (459)	Oct. 6, 2012 by Clemson, Tajh Boyd (460)
<b>10+ Receptions</b>	Oct. 7, 2006 vs. Maryland, Calvin Johnson (10)	Nov. 17, 2018 by Virginia, Olamide Zaccheaus (10)
<b>100-199 Yards Receiving</b>	Oct. 2, 2021 vs. Pitt, Jahmyr Gibbs (125)	Oct. 30, 2021 by Virginia Tech, Tre Turner (187)
<b>200+ Yards Receiving</b>	Oct. 4, 2008 vs. Duke, Demaryius Thomas (230)	Nov. 6, 2021 by Miami (Fla.), Charleston Rambo (210)
<b>4+ Touchdowns Scored</b>	Sept. 4, 2017 vs. No. 25/24 Tennessee (20T) TaQuon Marshall (5)	Sept. 4, 2017 by No. 25/24 Tennessee (20T) John Kelly (4)
<b>3+ Touchdowns Rushing</b>	Sept. 25, 2021 vs. No. 21/20 North Carolina Jeff Sims (3)	Aug. 29, 2019 by No. 1 Clemson Travis Etienne (3)
<b>3+ Touchdowns Receiving</b>	Sept. 11, 2004 vs. Clemson, Calvin Johnson (3)	Nov. 29, 2008 by Georgia, Mohamed Massaquoi (3)
<b>4+ Touchdowns Passing</b>	Sept. 11, 2021 vs. Kennesaw State, Jordan Yates (4)	Oct. 23, 2021 by Virginia, Brennan Armstrong (4)
<b>Rushing &amp; Receiving TDs</b>	Oct. 24, 2020 at Boston College, Ahmarean Brown (1/1)	Oct. 14, 2017 by No. 11/10 Miami, Travis Homer (1/1)
<b>Rushing &amp; Passing TDs</b>	Oct. 9, 2021 at Duke, Jeff Sims (3/1)	Nov. 16, 2019 by Virginia Tech, Hendon Hooker (1/2)
<b>Passing &amp; Receiving TDs</b>	Nov. 17, 2007 vs. North Carolina Taylor Bennett (1/1)	Nov. 18, 2017 by Duke Shaun Wilson (1/2)
<b>3 Field Goals</b>	Sept. 25, 2021 vs. No. 20/21 North Carolina Brent Cimaglia (3-of-3)	Nov. 18, 2017 by Duke Austin Parker (3-of-3)
<b>4+ Field Goals</b>	Nov. 17, 2018 vs. Virginia Wesley Wells (4-of-4)	Oct. 30, 2021 by Virginia Tech John Parker Romo (4-of-5)
<b>5 Field Goal Attempts</b>	Sept. 1, 2007 vs. Notre Dame Travis Bell (5)	Oct. 30, 2021 by Virginia Tech John Parker Romo (5)
<b>Made a 50-yard Field Goal</b>	Dec. 31, 2016 vs. Kentucky, Harrison Butker (52)	Sept. 23, 2017 by Pittsburgh, Alex Kessman (55)
<b>Attempted a 60-yard Field Goal</b>	Sept. 4, 2021 vs. Northern Illinois Gavin Stewart (60/miss)	Nov. 17, 2007 by North Carolina Connor Barth (63/miss)
<b>10+ Punts</b>	Nov. 30, 2019 vs. No. 4 Georgia, Pressley Harvin III (13)	None recorded
<b>60-69 yard Punt</b>	Sept. 4, 2021 vs. Northern Illinois, David Shanahan (63)	Nov. 4, 2017 by Virginia, Lester Coleman (63)
<b>70-yard+ Punt</b>	Oct. 9, 2021 at Duke David Shanahan (71)	Sept. 4, 2017 by No. 25/24 Tennessee (20T) Trevor Daniel (70)
<b>100+ Punt Return Yards</b>	Aug. 31, 2002 vs. Vanderbilt, Kelley Rhino (110)	None recorded
<b>70-89 yard Punt Return</b>	Sept. 10, 2009 vs. Clemson Jerrard Tarrant (85 TD)	Sept. 23, 2017 by Pittsburgh Quadree Henderson (80 TD)
<b>Punt Return for a Touchdown</b>	Sept. 10, 2009 vs. Clemson, Jerrard Tarrant	Sept. 23, 2017 by Pittsburgh, Quadree Henderson
<b>90-yard+ Kickoff Return</b>	Nov. 24, 2018 at No. 5 Georgia Juanyeh Thomas (100 TD)	Sept. 8, 2018 by USF Terrence Horne (98 TD, 97 TD)
<b>Kickoff Return for a Touchdown</b>	Nov. 24, 2018 at No. 5 Georgia Juanyeh Thomas (100 TD)	Sept. 8, 2018 by USF Terrence Horne (98 TD, 97 TD)
<b>70-yard+ Interception Return</b>	Aug. 31, 2013 vs. Elon, Tyler Marcordes (95)	Nov. 9, 2002 by Florida State, S. Samuels (82 TD)
<b>15+ Tackles</b>	Oct. 30, 2021 vs. Virginia Tech, Ayinde Eley/Quez Jackson (16)	Oct. 13, 2018 by Duke, Joe Giles-Harris (15)
<b>3.0+ Sacks</b>	Nov. 30, 2013 vs. Georgia (20T) Jeremiah Attaochu (4.0)	Oct. 12, 2019 by Duke Victor Dimukeje (3.0)
<b>2+ Interceptions</b>	Sept. 11, 2021 vs. Kennesaw State, Charlie Thomas (2)	Sept. 12, 2020 by Florida State, Asante Samuel (2)
<b>2+ Fumble Recoveries</b>	Oct. 5, 2018 at Louisville, Charlie Thomas (2)	Nov. 21, 2019 by NC State, Larrell Murchison (2)
<b>2+ Forced Fumbles</b>	Sept. 11, 2021 vs. Kennesaw State, Jordan Domineck (2)	Nov. 3, 2018 by North Carolina, Cole Holcomb (3)

**TWO PLAYERS**

	<b>GEORGIA TECH</b>	<b>OPPONENT</b>
<b>2 100-yard Rushers</b>	Nov. 28, 2020 vs. Duke Jeff Sims (108) and Jordan Mason (105)	Nov. 28, 2009 by Georgia Washaun Ealey (183) and Caleb King (166)
<b>2 100-yard Receivers</b>	Sept. 10, 2005 vs. North Carolina Damarius Bilbo (131) and Calvin Johnson (114)	Oct. 2, 2021 by Pitt Jordan Addison (117) and Taysir mack (121)
<b>100-yard Rusher/100-yard Receiver</b>	Sept. 8, 2018 TaQuon Marshall (113) and Clinton Lynch (111)	Nov. 6, 2021 by Miami (Fla.) Jaylan Knight (162) and Charleston Rambo (210)
<b>250 Combined Yards Rushing</b>	Nov. 21, 2019 vs. NC State James Graham and Jordan Mason (270)	Aug. 29, 2019 by No. 1 Clemson Travis Etienne and Lyn-J Dixon (272)
<b>250 Combined Yards Receiving</b>	Jan. 1, 2007 vs. West Virginia Calvin Johnson and James Johnson (254)	Oct. 23, 2021 by Virginia Dontayvion Wicks and Keytaon Thompson (257)
<b>20 Combined Receptions</b>	Nov. 10, 2001 at Virginia Will Glover and Kerry Watkins (21)	Oct. 26, 2013 by Virginia Darius Jennings and Tim Smith (23)





**NORTHERN ILLINOIS** 22

1-0, 0-0



**GEORGIA TECH** 21

0-1, 0-0

Game 1 • Sept. 4, 2021 • Atlanta, Ga. • Bobby Dodd Stadium (33,651)

**SCORING SUMMARY**

	1	2	3	4	F
Northern Illinois	7	7	0	8	22
Georgia Tech	0	7	0	14	21

1st	1:56	NIU	H. Waylee 35-yd rush (R. Richardson kick)	NIU 7, GT 0
2nd	10:17	NIU	M. Joiner 5-yd pass from R. Lombardi (R. Richardson kick)	NIU 14, GT 0
2nd	0:47	GT	K. McGoward 22-yd pass from J. Yates (B. Cimaglia kick)	NIU 14, GT 7
4th	7:44	GT	D. Smith 15-yd rush (B. Cimaglia kick)	NIU 14, GT 14
4th	6:32	GT	J. Yates 4-yd rush (B. Cimaglia kick)	NIU 14, GT 21
4th	0:38	NIU	C. Ratkovich 3-yd pass from R. Lombardi (T. Richie pass from R. Lombardi)	NIU 22, GT 21

**TEAM STATISTICS**

	NIU	GT
First Downs.....	15	25
Rushes-Yards.....	42-165	51-271
Passing Yards.....	136	158
Pass Comp-Att-Int.....	11-17-0	16-27-0
Total Offense.....	301	429
Fumbles-Lost.....	1-1	2-1
Penalties-Yards.....	11-82	2-5
Punts-Yards (Avg./Net).....	7-287 (41.0/41.4)	3-158 (52.7/39.3)
Kickoffs-Yards (Avg./Net).....	4-221 (52.2/39.0)	4-259 (64.8/40.0)
Punt Returns (No.-Yds.-TD).....	0-0-0	3-(-3)-0
Kickoff Returns (No.-Yds.-TD).....	0-0-0	4-65-0
Interceptions (No.-Yds.-TD).....	0-0-0	0-0-0
Fumble Returns (No.-Yds.-TD).....	0-0-0	0-0-0
Time of Possession.....	28:55	28:01
Third-Down Conversions.....	5-of-12	9-of-18
Fourth-Down Conversions.....	0-of-0	2-of-4
Red-Zone Scores-Chances.....	2-2	2-3
Sacks By (No.-Yds.).....	4-22	0-0
Field Goals.....	0-0	0-3
Points Off Turnovers.....	0	7

**INDIVIDUAL STATISTICS**

**RUSHING:** GT — Jahmyr Gibbs 20-99; Jordan Mason 15-96; Jeff Sims 6-34; Jordan Yates 9-27; Dontae Smith 1-15.

NIU — Harrison Waylee 27-144; Rocky Lombardi 5-23; Clint Ratkovich 7-13; TEAM 2-(-5); Tyrice Tichie 1-(-10).

**PASSING:** GT — Jordan Yates 12-18-0 135; Jeff Sims 3-8-0 21.

NIU — Rocky Lombardi 11-17-0 136.

**RECEIVING:** GT — Malachi Carter 6-92; Jahmyr Gibbs 3-17; Adonias Sanders 3-9; PeJe' Harris 2-8; Kyric McGowan 3-32.

NIU — Clint Ratkovich 3-13; Tyrice Richie 2-64; Miles Joiner 2-6; Messiah Travis 1-20; Harrison Waylee 1-16; Cole Tucker 1-11; Ethan Hampton 1-6.

**INTERCEPTIONS:** GT — None.

NIU — None.

**FUMBLE RECOVERIES:** GT — Jackson.

NIU — Rogers.

**FORCED FUMBLES:** GT — Walker.

NIU — None.

**TACKLES FOR LOSS:** GT — Swilling 1.0-10.

NIU — Tucker 1.0-13; Rayner 1.0-3; Deveaux 1.0-1; Hansen 1.0-1; Opong 1.0-1; O'Malley 0.5-3; Thomas 0.5-2.

**SACKS:** GT — None.

NIU — Tucker 1.0-13; Rayner 1.0-3; O'Malley 0.5-3; Thomas 0.5-2.



**KENNESAW STATE** 17

1-1, 0-0



**GEORGIA TECH** 45

1-1, 0-0

Game 2 • Sept. 11, 2021 • Atlanta, Ga. • Bobby Dodd Stadium (35,195)

**SCORING SUMMARY**

	1	2	3	4	F
Kennesaw State	0	3	0	14	17
Georgia Tech	14	10	7	14	45

1st	8:49	GT	Mason, J. 6 yd pass from Yates, J. (Cimaglia, B. kick)	KSU 0 - GT 7
	3:48	GT	Domineck, J. 70 yd fumble recovery (Cimaglia, B. kick)	KSU 0 - GT 14
2nd	10:30	GT	Cimaglia, B. 31 yd field goal	KSU 0 - GT 17
	6:08	KSU	Robertson,Natha 46 yd field goal	KSU 3 - GT 17
	3:13	GT	McGowan, K. 4 yd pass from Yates, J. (Cimaglia, B. kick)	KSU 3 - GT 24
3rd	12:19	GT	Norris, K. 16 yd pass from Yates, J. (Cimaglia, B. kick)	KSU 3 - GT 31
4th	14:22	GT	McGowan, K. 39 yd pass from Yates, J. (Cimaglia, B. kick)	KSU 3 - GT 38
	10:14	KSU	Cousin,Iaan 54 yd run (Robertson,Natha kick)	KSU 10 - GT 38
	8:41	KSU	Adeleke,Adeolu 39 yd pass from Shepherd,Xavier (Robertson,Natha kick)	KSU 17 - GT 38
	6:53	GT	Smith, Dontae 10 yd run (Cimaglia, B. kick)	KSU 17 - GT 45

**TEAM STATISTICS**

	KSU	GT
First Downs.....	13	20
Rushes-Yards.....	43-161	36-158
Passing Yards.....	111	186
Pass Comp-Att-Int.....	8-20-2	17-23-0
Total Offense.....	272	412
Fumbles-Lost.....	3-1	1-1
Penalties-Yards.....	4-30	5-31
Punts-Yards (Avg./Net).....	7-217 (31.0/31.0)	3-123 (41.0/34.3)
Kickoffs-Yards (Avg./Net).....	2-98 (49.0/29.0)	8-498 (62.2/38.1)
Punt Returns (No.-Yds.-TD).....	0-0-0	0-0-0
Kickoff Returns (No.-Yds.-TD).....	0-0-0	3-54-0
Interceptions (No.-Yds.-TD).....	0-0-0	2-0-0
Fumble Returns (No.-Yds.-TD).....	0-0-0	1-70-1
Time of Possession.....	33:41	26:19
Third-Down Conversions.....	3-of-15	6-of-11
Fourth-Down Conversions.....	2-of-2	0-of-0
Red-Zone Scores-Chances.....	0-0	5-5
Sacks By (No.-Yds.).....	3-28	2-13
Field Goals.....	1-1	1-1
Points Off Turnovers.....	0	14

**INDIVIDUAL STATISTICS**

**RUSHING:** GT — Smith, Dontae 8-82; Gibbs, J. 9-56;

Griffin, J. 5-16; Mason, J. 6-11; Beatty, T. 1-1; Yates, J. 7-minus 8.

KSU — Cousin,Iaan 3-52; Foster,Isaac 6-45; Daniels,Preston 5-26;

Glover,Kyle 8-22; Farrow,Nykeem 3-21; Adeleke,Adeolu 1-7; Smith,Irving 2-3; Shepherd,Xavier 15-minus 22.

**PASSING:** GT — Jordan Yates 17-23-0 254.

KSU — Shepherd,Xavier 8-20-2 111.

**RECEIVING:** GT — McGowan, K. 6-91; Gibbs, J. 2-44; Carter, M. 2-40; Norris, K. 2-36;

Harris, P. 1-19; Smith, Dontae 1-7; McCollum, N. 1-6; Mason, J. 1-6; Leonard, D. 1-5.

KSU — Farrow,Nykeem 2-22; Adeleke,Adeolu 1-39; O'Neal, Caleb

1-16; Foster,Isaac 1-12; Hill,Xavier 1-10; Cousin,Iaan 1-6; Haigler,Willi 1-6.

**INTERCEPTIONS:** GT — Thomas (2).

KSU — None.

**FUMBLE RECOVERIES:** GT — Domineck.

KSU — Montgomery.

**FORCED FUMBLES:** GT — Domineck (2).

KSU — Singletary.

**TACKLES FOR LOSS:** GT — Domineck 3.0-18; Stone 2.0-3; Chimedza 1.0-8; Jackson 1.0-5; Thomas

1.0-2; Ivey 1.0-2.

KSU — Moore 1.0-15; Parker 1.0-10; Bell 1.0-3.

**SACKS:** GT — Chimedza 1.0-8; Domineck 1.0-5.

KSU — Moore 1.0-15; Parker 1.0-10; Bell 1.0-3.

	<b>GEORGIA TECH</b>	<b>8</b>
	1-2, 0-1	
	<b>No. 6/6 CLEMSON</b>	<b>14</b>
	2-1, 1-0	

Game 3 • Sept. 18, 2021 • Clemson, S.C. • Memorial Stadium (81,500)

**SCORING SUMMARY**

	1	2	3	4	F
Georgia Tech	0	3	0	5	8
Clemson	7	0	0	7	14


1st	4:37	CLEM	W. Shipley	3 yd rush (B. Potter kick)	GT 0 - CLEM 7
2nd	0:00	GT	B. Cimaglia	22 yd field goal	GT 3 - CLEM 7
4th	8:12	CLEM	W. Shipley	3 yd rush (B. Potter kick)	GT 3 - CLEM 14
	1:19	GT	B. Cimaglia	22 yd field goal	GT 6 - CLEM 14
	0:07	GT	Safety		GT 8 - CLEM 14

**TEAM STATISTICS**

	GT	CLEM
First Downs.....	20	19
Rushes-Yards.....	38-95	41-158
Passing Yards.....	203	126
Pass Comp-Att-Int.....	20-34-1	18-25-0
Total Offense.....	298	284
Fumbles-Lost.....	1-0	4-1
Penalties-Yards.....	10-63	8-66
Punts-Yards (Avg./Net).....	7-274 (39.1/34.7)	4-158 (39.5/40.0)
Kickoffs-Yards (Avg./Net).....	1-65 (65.0/40.0)	4-255 (63.8/45.5)
Punt Returns (No.-Yds.-TD).....	1-(-2)-0	2-11-0
Kickoff Returns (No.-Yds.-TD).....	1-16-0	0-0-0
Interceptions (No.-Yds.-TD).....	0-0-0	1-0-0
Fumble Returns (No.-Yds.-TD).....	0-0-0	0-0-0
Time of Possession.....	30:10	29:50
Third-Down Conversions.....	3-of-15	9-of-15
Fourth-Down Conversions.....	2-of-3	0-of-1
Red-Zone Scores-Chances.....	0-3	2-4
Sacks By (No.-Yds.).....	0-0	4-30
Field Goals.....	2-2	0-0
Points Off Turnovers.....	0	0

**INDIVIDUAL STATISTICS**

**RUSHING:** GT — Gibbs, J. 11-30; Smith, Dontae 3-24; Yates, J. 15-21; Mason, J. 9-20.  
 CLEM — Shipley, Will 21-88; Ulagalelei, DJ 8-46; Pace, Kobe 7-13; Dixon, Lyn-J 5-11.  
**PASSING:** GT — Jordan Yates 20-34-1 203.  
 CLEM — Ulagalelei, DJ 18-25-0 126.  
**RECEIVING:** GT — McGowan, K. 4-82; Carter, M. 4-47; Deveney, D. 4-16; Sanders, A. 3-20; Gibbs, J. 2-17; Smith, Dontae 1-16; Harris, P. 1-3; McCollum, N. 1-2.  
 CLEM — Ross, Justyn 7-61; Ngata, Joseph 2-25; Allen, Davis 2-13; Shipley, Will 2-6; Pace, Kobe 1-17; Taylor, Will 1-5; Ladson Jr., Fran 1-5; Galloway, Braden 1-1; Dixon, Lyn-J 1-minus 7.  
**INTERCEPTIONS:** GT — None.  
 CLEM — Bresee.  
**FUMBLE RECOVERIES:** GT — Sims.  
 CLEM — None.  
**FORCED FUMBLES:** GT — J. Thomas; Jackson.  
 CLEM — None.  
**TACKLES FOR LOSS:** GT — C. Thomas 1.0-7; J. King 1.0-5; Ivey 1.0-2; J. Thomas 1.0-1.  
 CLEM — Bentley 3.0-9; Bresee 2.0-17; Thomas 0.5-6; Simpson 0.5-5; Murphy 0.5-3; Orhororo 0.5-2; Henry 0.5-1.  
**SACKS:** GT — None.  
 CLEM — Bresee 1.5-16; Bentley 1.0-2; Thomas 0.5-6; Simpson 0.5-5; Henry 0.5-1

	<b>No. 21/20 NORTH CAROLINA</b>	<b>22</b>
	2-2, 1-2	
	<b>GEORGIA TECH</b>	<b>45</b>
	2-2, 1-1	

Game 4 • Sept. 25, 2021 • Atlanta, Ga. • Mercedes-Benz Stadium (37,450)

**SCORING SUMMARY**

	1	2	3	4	F
North Carolina	7	0	7	8	22
Georgia Tech	0	13	14	18	45

1st	10:23	UNC	Howell, Sam	23 yd run (Atkins, Grayson kick)	UNC 7 - GT 0
2nd	14:21	GT	Cimaglia, B.	34 yd field goal	UNC 7 - GT 3
	13:34	GT	Cimaglia, B.	32 yd field goal	UNC 7 - GT 6
	2:41	GT	Sims, J.	11 yd run (Cimaglia, B. kick)	UNC 7 - GT 13
3rd	10:53	GT	Sims, J.	1 yd run (Cimaglia, B. kick)	UNC 7 - GT 20
	5:39	GT	Gibbs, J.	4 yd run (Cimaglia, B. kick)	UNC 7 - GT 27
	3:50	UNC	Morales, Kamari	7 yd pass from Howell, Sam (Atkins, Grayson kick)	UNC 14 - GT 27
4th	13:52	GT	Carter, M.	27 yd pass from Sims, J. (Leonard, D. pass from Harris, P.)	UNC 14 - GT 35
	11:19	UNC	Downs, Josh	4 yd pass from Howell, Sam (Baker, Cayden pass from Howell, Sam)	UNC 22 - GT 35
	4:07	GT	Cimaglia, B.	31 yd field goal	UNC 22 - GT 38
	1:13	GT	Sims, J.	50 yd run (Cimaglia, B. kick)	UNC 22 - GT 45

**TEAM STATISTICS**

	UNC	GT
First Downs.....	18	19
Rushes-Yards.....	35-63	43-261
Passing Yards.....	306	133
Pass Comp-Att-Int.....	25-39-0	13-19-0
Total Offense.....	369	394
Fumbles-Lost.....	3-3	0-0
Penalties-Yards.....	7-69	5-40
Punts-Yards (Avg./Net).....	4-188 (47.0/44.2)	4-146 (36.8/32.0)
Kickoffs-Yards (Avg./Net).....	4-195 (48.8/37.5)	9-577 (64.1/41.1)
Punt Returns (No.-Yds.-TD).....	2-18-0	3-11-0
Kickoff Returns (No.-Yds.-TD).....	2-37-0	0-0-0
Interceptions (No.-Yds.-TD).....	0-0-0	0-0-0
Fumble Returns (No.-Yds.-TD).....	0-0-0	2-60-0
Time of Possession.....	30:05	29:55
Third-Down Conversions.....	6-of-14	3-of-11
Fourth-Down Conversions.....	2-of-2	1-of-1
Red-Zone Scores-Chances.....	2-2	1-1
Sacks By (No.-Yds.).....	1-11	8-55
Field Goals.....	0-1	3-3
Points Off Turnovers.....	0	17

**INDIVIDUAL STATISTICS**

**RUSHING:** GT — Sims, J. 10-128; Gibbs, J. 13-64; Mason, J. 8-42; Smith, Dontae 6-28; Yates, J. 4-3; TEAM 2-(-4).  
 UNC — Chandler, Ty 17-48; Howell, Sam 16-8; Jones, D.J. 2-7.  
**PASSING:** GT — Sims, J. 10-13-0 112; Yates, J. 3-6-0 21.  
 UNC — Howell, Sam 25-39-0 306.  
**RECEIVING:** GT — Carter, M. 3-48; McGowan, K. 3-39; Gibbs, J. 2-16; McCollum, N. 2-16; Smith, Dontae 2-1; Norris, K. 1-13.  
 UNC — Downs, Josh 8-53; Morales, Kamari 7-66; Simmons, Emery 3-110; Green, Antoine 2-50; Walston, Garrett 2-11; Jones, D.J. 2-4; Chandler, Ty 1-12.  
**INTERCEPTIONS:** GT — None  
 UNC — None.  
**FUMBLE RECOVERIES:** GT — Jackson; Brooks; Knight.  
 UNC — None.  
**FORCED FUMBLES:** GT — Ivey; Domineck; Brooks.  
 UNC — None.  
**TACKLES FOR LOSS:** GT — C. Thomas 4.5-19; Kennard 3.0-20; Jackson 2.0-7; Griffin 1.0-13; Ivey 1.0-4; Robinson 1.0-2; Domineck 0.5-6.  
 UNC — Murphy 1.0-11; Vohasek 1.0-4; Gemmel 0.5-2; Morrison 0.5-2; Chapman 0.5-1; Rucker 0.5-1; Collins 0.5-1; Ritzie 0.5-0.  
**SACKS:** GT — C. Thomas 2.5-13; Kennard 2.0-18; Griffin 1.0-13; Ivey 1.0-4; Jackson 1.0-1; Domineck 0.5-6.  
 UNC — Murphy 1.0-11.



	<b>PITT</b>	<b>52</b>
	4-1, 1-0	
	<b>GEORGIA TECH</b>	<b>21</b>
	2-3, 1-2	

Game 5 • Oct. 2, 2021 • Atlanta, Ga. • Bobby Dodd Stadium (36,383)

**SCORING SUMMARY**

	1	2	3	4	F
Pitt	21	21	7	3	52
Georgia Tech	7	7	7	0	21

1st 09:57	PITT	Abanikanda,Isra 9 yd run (Scarton,Sam kick)	PITT 7 - GT 0
09:16	PITT	Petrisheh,John 33 yd 33 yd (Scarton,Sam kick)	PITT 14 - GT 0
07:14	GT	McCollum, N. 44 yd pass from Sims, J. (Cimaglia, B. kick)	PITT 14 - GT 7
01:06	PITT	Addison,Jordan 11 yd pass from Pickett,Kenny (Scarton,Sam kick)	PITT 21 - GT 7
2nd 11:17	PITT	Mack,Taysir 55 yd pass from Pickett,Kenny (Scarton,Sam kick)	PITT 28 - GT 7
09:22	GT	Smith, Dontae 3 yd run (Cimaglia, B. kick)	PITT 28 - GT 14
06:14	PITT	Abanikanda,Isra 6 yd run (Scarton,Sam kick)	PITT 35 - GT 14
03:10	PITT	Krull,Lucas 16 yd pass from Pickett,Kenny (Scarton,Sam kick)	PITT 42 - GT 14
3rd 07:39	PITT	Carter,Daniel 2 yd pass from Pickett,Kenny (Scarton,Sam kick)	PITT 49 - GT 14
02:58	GT	Sanders, A. 4 yd pass from Sims, J. (Cimaglia, B. kick)	PITT 49 - GT 21
4th 10:15	PITT	Scarton,Sam 46 yd field goal	PITT 52 - GT 21

**TEAM STATISTICS**

	PITT	GT
First Downs.....	27	21
Rushes-Yards.....	41-181	31-73
Passing Yards.....	399	359
Pass Comp-Att-Int.....	24-37-0	24-33-2
Total Offense.....	580	432
Fumbles-Lost.....	0-0	0-0
Penalties-Yards.....	6-65	5-55
Punts-Yards (Avg./Net).....	4-172 (43.0/37.0)	4-182 45.5/45.0
Kickoffs-Yards (Avg./Net).....	9-581 (64.6/38.8)	4-260 (65.0/40.0)
Punt Returns (No.-Yds.-TD).....	1-2-0	1-4-0
Kickoff Returns (No.-Yds.-TD).....	0-0-0	3-82-0
Interceptions (No.-Yds.-TD).....	2-33-1	0-0-0
Fumble Returns (No.-Yds.-TD).....	0-0-0	0-0-0
Time of Possession.....	34:40	25:20
Third-Down Conversions.....	6-of-13	2-of-11
Fourth-Down Conversions.....	2-of-2	2-of-4
Red-Zone Scores-Chances.....	5-6	2-4
Sacks By (No.-Yds).....	2-22	1-7
Field Goals.....	1-1	0-1
Points Off Turnovers.....	14	0

**INDIVIDUAL STATISTICS**

**RUSHING:** GT — Smith, Dontae 9-43; Sims, J. 10-38; Mason, J. 2-2; Gibbs, J. 10-minus 10.  
 PITT — Abanikanda,Isra 15-60; Davis,Vincent 13-50; Hammond Jr.,Rod 6-48; Pickett,Kenny 6-21; Jacques-Louis,S 1-2.  
**PASSING:** GT — Sims, J. 24-33-2 359.  
 PITT — Pickett,Kenny 23-36-0 389; Patti,Nick 1-1-0 10.  
**RECEIVING:** GT — Gibbs, J. 6-125; Carter, M. 6-73; Rutherford, M. 5-62; McCollum, N. 3-49; Sanders, A. 3-48; Mason, J. 1-2.  
 PITT — Addison,Jordan 6-117; Mack,Taysir 5-121; Krull,Lucas 2-45; Bartholomew,Gav 2-22; Davis,Vincent 2-21; Abanikanda,Isra 2-15; Jacques-Louis,S 1-21; Barden,Jaylon 1-15; Wayne,Jared 1-10; Bradley,Jaden -10; Carter,Daniel 1-2.  
**INTERCEPTIONS:** GT — None.  
 PITT — Alexandre; Petrisheh.  
**FUMBLE RECOVERIES:** GT — None.  
 PITT — None.  
**FORCED FUMBLES:** GT — None.  
 PITT — None.  
**TACKLES FOR LOSS:** GT — Swilling 1.0-7; Ivey 1.0-4.  
 PITT — Dennis 2.5-17; Morgan 2.0-10; Petrisheh 1.5-0; Camp 1.5-3; Hill 1.0-1; Campbell 0.5-1; Baldonado 0.5-1.  
**SACKS:** GT — Swilling 1.0-7.  
 PITT — Dennis 1.0-14; Morgan 1.0-8.

	<b>GEORGIA TECH</b>	<b>31</b>
	3-3, 2-2	
	<b>DUKE</b>	<b>27</b>
	3-3, 0-2	

Game 6 • Oct. 9, 2021 • Durham, N.C. • Wallace Wade Stadium (11,849)

**SCORING SUMMARY**

	1	2	3	4	F
Georgia Tech	14	3	7	7	31
Duke	7	7	3	10	27



1st 12:23	GT	Gibbs, J. 77 yd pass from Sims, J. (Cimaglia, B. kick)	GT 7 - DUKE 0
6:53	GT	Sims, J. 1 yd run (Cimaglia, B. kick)	GT 14 - DUKE 0
3:31	DUKE	Bobo,Jake 37 yd pass from Holmberg, G. (Ham,Charlie kick)	GT 14 - DUKE 7
2nd 10:42	GT	Cimaglia, B. 25 yd field goal	GT 17 - DUKE 7
6:40	DUKE	Durant,Mataeo 1 yd run (Ham,Charlie kick)	GT 17 - DUKE 13
3rd 9:10	DUKE	Ham,Charlie 35 yd field goal	GT 17 - DUKE 16
6:30	GT	McGowan, K. 18 yd pass from Sims, J. (Cimaglia, B. kick)	GT 24 - DUKE 16
4th 12:33	DUKE	Dalmolin,Nicky 7 yd pass from Holmberg, G. (Ham,Charlie kick)	GT 24 - DUKE 23
5:06	DUKE	Ham,Charlie 22 yd field goal	GT 24 - DUKE 26
0:51	GT	Sanders, A. 36 yd pass from Sims, J. (Cimaglia, B. kick)	GT 31 - DUKE 26

**TEAM STATISTICS**

	GT	DU
First Downs.....	17	27
Rushes-Yards.....	39-143	62-197
Passing Yards.....	297	292
Pass Comp-Att-Int.....	12-25-2	22-29-1
Total Offense.....	440	489
Fumbles-Lost.....	3-0	1-0
Penalties-Yards.....	7-54	6-55
Punts-Yards (Avg./Net).....	6-272 (45.3/39.0)	5-219 (43.8/36.8)
Kickoffs-Yards (Avg./Net).....	6-373 (62.2/39.5)	6-369 (61.5/40.0)
Punt Returns (No.-Yds.-TD).....	1-35-0	2-18-0
Kickoff Returns (No.-Yds.-TD).....	3-59-0	3-61-0
Interceptions (No.-Yds.-TD).....	1-6-0	2-38-0
Fumble Returns (No.-Yds.-TD).....	0-0-0	0-0-0
Time of Possession.....	24:31	35:29
Third-Down Conversions.....	4-of-13	9-of-21
Fourth-Down Conversions.....	0-of-0	2-of-3
Red-Zone Scores-Chances.....	2-3	4-6
Sacks By (No.-Yds).....	1-1	1-7
Field Goals.....	1-1	2-4
Points Off Turnovers.....	0	0

**INDIVIDUAL STATISTICS**

**RUSHING:** GT — Sims, J. 12-55; Smith, Dontae 7-42; Gibbs, J. 14-40; Mason, J. 5-9; TEAM 1-(-3).  
 DU — Durant,Mataeo 43-152; Holmberg,Gunnar 10-30; Calhoun,Jalon 1-7; Robertson,Jonta 1-4; Coleman,Jaylen 2-3; Waters,Jordan 4-2; Moore,Jordan 1-(-1).  
**PASSING:** GT — Sims, J. 12-25-2 297.  
 DU — Holmberg,Gunnar 22-29-1 292.  
**RECEIVING:** GT — Gibbs, J. 3-82; McGowan, K. 3-39; Carter, M. 2-78; Sanders, A. 2-73; Norris, K. 1-25; Harris, P. 1-0.  
 DU — Calhoun,Jalon 5-103; Bobo,Jake 5-92; Robertson,Jonta 5-31; Marwede,Jake 4-33; Garner,Jarett 1-18; Durant,Mataeo 1-8; Dalmolin,Nicky 1-7.  
**INTERCEPTIONS:** GT — J. Thomas.  
 DU — Johnson; Lewis.  
**FUMBLE RECOVERIES:** GT — None.  
 DU — None.  
**FORCED FUMBLES:** GT — C. Thomas.  
 DU — Carter.  
**TACKLES FOR LOSS:** GT — Jackson 2.0-4; Eley 1.5-3; King 1.0-4; C. Thomas 1.0-3; J. Thomas 1.0-1; Lockhart 1.0-1; Kennard 0.5-1.  
 DU — Heyward 1.5-11; Thompson 0.5-3.  
**SACKS:** GT — Eley 0.5-1; Domineck 0.5-0.  
 DU — Heyward 1.0-7.

	<b>GEORGIA TECH</b>	<b>40</b>
	3-4, 2-3	
	<b>VIRGINIA</b>	<b>48</b>
	6-2, 4-2	

Game 7 • Oct. 23, 2021 • Charlottesville, Va. • Scott Stadium (45,837)

**SCORING SUMMARY**

	1	2	3	4	F
Georgia Tech	13	3	8	16	40
Virginia	7	17	17	7	48



1st	13:20	GT	McGowan, K. 36 yd pass from Sims, J. (Cimaglia, B. kick)	GT 7 - UVA 0
	6:28	GT	Smith, Dontae 3 yd run (Cimaglia, B. kick blockd)	GT 13 - UVA 0
	2:53	UVA	Kemp,Billy 1 yd pass from Armstrong,Brenn (Farrell,Brendan kick)	GT 13 - UVA 7
2nd	12:54	GT	Cimaglia, B. 26 yd field goal	GT 16 - UVA 7
	9:51	UVA	Wicks,Dontayvio 13 yd pass from Armstrong,Brenn (Farrell,Brendan kick)	GT 16 - UVA 14
	6:36	UVA	Wicks,Dontayvio 77 yd pass from Armstrong,Brenn (Farrell,Brendan kick)	GT 16 - UVA 21
	1:23	UVA	Farrell,Brendan 24 yd field goal	GT 16 - UVA 24
3rd	9:41	UVA	Farrell,Brendan 26 yd field goal	GT 16 - UVA 27
	9:00	GT	Gibbs, J. 71 yd run (Boyd,Avery pass from Sims, J.)	GT 24 - UVA 27
	5:13	UVA	Armstrong,Brenn 4 yd run (Farrell,Brendan kick)	GT 24 - UVA 34
	0:01	UVA	Armstrong,Brenn 14 yd run (Farrell,Brendan kick)	GT 24 - UVA 41
4th	8:59	GT	Cimaglia, B. 34 yd field goal	GT 27 - UVA 41
	3:50	UVA	Henry,Ra'Shaun 20 yd pass from Armstrong,Brenn (Farrell,Brendan kick)	GT 27 - UVA 48
	1:16	GT	Norris, K. 37 yd pass from Sims, J. (Cimaglia, B. kick)	GT 34 - UVA 48
	0:22	GT	McGowan, K. 5 yd pass from Sims, J. (Sims, J. pass failed)	GT 40 - UVA 48

**TEAM STATISTICS**

	GT	UVA
First Downs.....	28.....	32
Rushes-Yards.....	34-270.....	30-240
Passing Yards.....	300.....	396
Pass Comp-Att-Int.....	27-44-1.....	29-43-0
Total Offense.....	570.....	636
Fumbles-Lost.....	0-0.....	0-0
Penalties-Yards.....	3-35.....	4-38
Punts-Yards (Avg./Net).....	4-152 (38.0/38.0).....	2-97 (48.5/45.5)
Kickoffs-Yards (Avg./Net).....	6-384 (64.0/44.8).....	9-585 (65.0/40.0)
Punt Returns (No.-Yds.-TD).....	2-6-0.....	0-0-0
Kickoff Returns (No.-Yds.-TD).....	0-0-0.....	1-26-0
Interceptions (No.-Yds.-TD).....	0-0-0.....	1-13-0
Fumble Returns (No.-Yds.-TD).....	0-0-0.....	0-0-0
Time of Possession.....	28:05.....	31:55
Third-Down Conversions.....	6-of-13.....	7-of-11
Fourth-Down Conversions.....	1-of-1.....	0-0
Red-Zone Scores-Chances.....	4-4.....	7-7
Sacks By (No.-Yds.).....	1-14.....	1-7
Field Goals.....	2-2.....	2-2
Points Off Turnovers.....	0.....	7

**INDIVIDUAL STATISTICS**

**RUSHING:** GT — Gibbs, J. 13-132; Sims, J. 10-65; Mason, J. 8-58; Smith, Dontae 3-15.  
 UVA — Armstrong,Brennan 12-99; Thompson,Keytao 7-65; Taulapapa,Wayne 8-54; Darrington,Devi 3-22.  
**PASSING:** GT — Sims, J. 26-43-1 300.  
 UVA — Armstrong,Brennan 29-43-0 396.  
**RECEIVING:** GT — McGowan, K. 7-86; Sanders, A. 6-79; McCollum, N. 3-29; Gibbs, J. 3-19; Mason, J. 2-24; Carter, M. 2-17; Leonard, D. 2-9; Norris, K. 1-37.  
 UVA — Thompson,Keytao 9-89; Kemp,Billy 8-50; Wicks,Dontayvio 6-168; Woods,Jelani 3-63; Taulapapa,Wayne 2-6; Henry,Ra'Shaun 1-20.  
**INTERCEPTIONS:** GT — None  
 UVA — Blount  
**FUMBLE RECOVERIES:** GT — None.  
 UVA — None.  
**FORCED FUMBLES:** GT — None  
 UVA — Carter.  
**TACKLES FOR LOSS:** GT — Brooks 1.0-2; C. Thomas 0.5-7; Ivey 0.5-7.  
 UVA — Carter 1.5-5; Brown 1.0-7; King 0.5-1.  
**SACKS:** GT — C. Thomas 0.5-7; Ivey 0.5-7.  
 UVA — Brown 1.0-7.

	<b>VIRGINIA TECH</b>	<b>26</b>
	4-4, 2-2	
	<b>GEORGIA TECH</b>	<b>17</b>
	3-5, 2-4	

Game 8 • Oct. 39, 2021 • Atlanta, Ga. • Bobby Dodd Stadium (35,543)

**SCORING SUMMARY**

	1	2	3	4	F
Virginia Tech	14	6	3	3	26
Georgia Tech	7	0	10	0	17

1st	9:51	VT	Turner, T. 69 yd pass from Burmeister, B. (Romo kick)	VT 7 - GT 0
	6:21	GT	McGowan, K. 26 yd pass from Sims, J. (Cimaglia kick)	VT 7 - GT 7
	2:20	VT	Robinson, T. 4 yd pass from Burmeister, B. (Romo kick)	VT 14 - GT 7
2nd	4:51	VT	Romo 23 yd field goal	VT 17 - GT 7
	0:01	VT	Romo 43 yd field goal	VT 20 - GT 7
3rd	10:22	GT	Cimaglia 37 yd field goal	VT 20 - GT 10
	6:14	VT	Romo 34 yd field goal	VT 23 - GT 10
	0:05	GT	Sanders, A. 23 yd pass from Sims, J. (Cimaglia kick)	VT 23 - GT 17
4th	4:21	VT	Romo 21 yd field goal	VT 26 - GT 17

**TEAM STATISTICS**

	VT	GT
First Downs.....	23.....	16
Rushes-Yards.....	53-237.....	30-183
Passing Yards.....	254.....	183
Pass Comp-Att-Int.....	15-25-0.....	15-26-1
Total Offense.....	491.....	366
Fumbles-Lost.....	0-0.....	1-1
Penalties-Yards.....	7-61.....	7-77
Punts-Yards (Avg./Net).....	4-170(42.5/44.8).....	5-241 (48.2/38.0)
Kickoffs-Yards (Avg./Net).....	7-447 (63.9/44.3).....	4-260 (65.0/41.0)
Punt Returns (No.-Yds.-TD).....	2-31-0.....	2-1-0
Kickoff Returns (No.-Yds.-TD).....	1-21-0.....	4-62-0
Interceptions (No.-Yds.-TD).....	1-(-5)-0.....	0-0-0
Fumble Returns (No.-Yds.-TD).....	0-0-0.....	0-0-0
Time of Possession.....	35:48.....	24:12
Third-Down Conversions.....	9-of-18.....	3-of-12
Fourth-Down Conversions.....	1-of-1.....	1-of-3
Red-Zone Scores-Chances.....	4-4.....	1-2
Sacks By (No.-Yds.).....	2-16.....	2-13
Field Goals.....	4-5.....	1-1
Points Off Turnovers.....	3.....	0

**INDIVIDUAL STATISTICS**

**RUSHING:** GT — Gibbs, J. 11-113; Sims, J. 11-60; Mason, J. 3-6; Smith, Dontae 5-4.  
 VT — Thomas, M 25-103; Blackshear, R 14-83; Burmeister, B 11-46; Robinson, T 1-5; Turner, Tre 1-4; Team 1-(-4).  
**PASSING:** GT — Sims, J. 15-26-1 183.  
 VT — Burmeister, B 15-25-0 254.  
**RECEIVING:** GT — Sanders, A. 4-64; Gibbs, J. 4-48; McGowan, K. 3-53; Norris, K. 1-7; Leonard, D. 1-6; Coco, J. 1-4; Mason, J. 1-1.  
 VT — Turner, Tre 7-187; Robinson, T 4-27; Blackshear, R 2-5; Gallo, N 1-27; Smith, K 1-8.  
**INTERCEPTIONS:** GT — None  
 VT — Chatman.  
**FUMBLE RECOVERIES:** GT — None.  
 VT — Peoples.  
**FORCED FUMBLES:** GT — None.  
 VT — None.  
**TACKLES FOR LOSS:** GT — Griffin 1.0-7; Walton 1.0-6; Ivey 1.0-5; Eley 1.0-1.  
 VT — Tisdale 2.5-2; Barno 1.0-11; Griffin 1.0-5; Hawkins 1.0-2; Williams 0.5-1.  
**SACKS:** GT — Griffin 1.0-7; Walton 1.0-6.  
 VT — Barno 1.0-11; Griffin 1.0-5.



	<b>GEORGIA TECH</b>	<b>30</b>
	3-6, 2-5	
	<b>MIAMI (FLA.)</b>	<b>33</b>
	5-4, 3-2	

**Game 9 • Nov. 6, 2021 • Miami, Fla. • Hard Rock Stadium (48,161)**

**SCORING SUMMARY**

	1	2	3	4	F
Georgia Tech	7	14	7	2	30
Miami (FL)	14	3	7	9	33

1st 09:10	MIA	Harley, Mike 8 yd pass from Van Dyke, Tyler (Borregales, Andr kick)	GT 0 - UM 7
07:14	MIA	Rambo, Charlesto 35 yd pass from Van Dyke, Tyler (Borregales, Andr kick)	GT 0 - UM 14
04:21	GT	Mason, J. 71 yd run (Cimaglia, B. kick)	GT 7 - UM 14
2nd 13:22	GT	Gibbs, J. 29 yd run (Cimaglia, B. kick)	GT 14 - UM 14
09:48	MIA	Borregales, Andr 28 yd field goal	GT 14 - UM 17
07:56	GT	King, J. 40 yd fumble recovery (Cimaglia, B. kick)	GT 21 - UM 17
3rd 13:59	MIA	Knighon, Jaylan 2 yd run (Borregales, Andr kick)	GT 21 - UM 24
10:33	GT	Gibbs, J. 50 yd pass from Sims, J. (Cimaglia, B. kick)	GT 28 - UM 24
4th 13:20	MIA	Borregales, Andr 31 yd field goal	GT 28 - UM 27
10:27	MIA	Smith, Keyshawn 15 yd pass from Van Dyke, Tyler (Van Dyke, Tyler pass intcpt)	GT 28 - UM 33
10:27	GT	Thomas, Jua. PAT return	GT 30 - UM 33

**TEAM STATISTICS**

	GT	MIA
First Downs.....	15	24
Rushes-Yards.....	32-135	42-174
Passing Yards.....	194	389
Pass Comp-Att-Int.....	21-38-1	22-34-0
Total Offense.....	329	563
Fumbles-Lost.....	4-0	3-3
Penalties-Yards.....	8-76	2-94
Punts-Yards (Avg./Net).....	8-299 (37.4/35.4)	2-94 (47.0/42.5)
Kickoffs-Yards (Avg./Net).....	5-325 (65.0/40.0)	7-425 (60.7/41.7)
Punt Returns (No.-Yds.-TD).....	2-9-0	1-16-0
Kickoff Returns (No.-Yds.-TD).....	6-127-0	0-0-0
Interceptions (No.-Yds.-TD).....	0-0-0	1-32-0
Fumble Returns (No.-Yds.-TD).....	1-40-1	0-0-0
Time of Possession.....	34:14	25:47
Third-Down Conversions.....	8-of-20	6-of-13
Fourth-Down Conversions.....	1-of-2	0-of-2
Red-Zone Scores-Chances.....	0-0	5-6
Sacks By (No.-Yds.).....	1-1	3-26
Field Goals.....	0-1	2-3
Points Off Turnovers.....	14	0

**INDIVIDUAL STATISTICS**

**RUSHING:** GT — Mason, J. 8-75; Gibbs, J. 9-67; Smith, Dontae 3-7; TEAM 1-(-6); Sims, J. 11-(-8).  
MIA — Knighon, Jaylan 32-162; Van Dyke, Tyler 4-9; Franklin, Jr., T. 1-3; Brown, Cody 3-2; TEAM 2-(-2).

**PASSING:** GT — Sims, J. 21-38-1 194.  
MIA — Van Dyke, Tyler 22-34-0 389.

**RECEIVING:** GT — Carter, M. 7-50; Gibbs, J. 4-72; Sanders, A. 4-33; Mason, J. 3-29; McGowan, K. 3-10.  
MIA — Rambo, Charlesto 7-210; Mallory, Will 3-39; Harley, Mike 3-38; Smith, Keyshawn 3-35; Restrepo, Xavier 2-11; George, Jacoby 1-20; Brinson, Romello 1-19; Arroyo, Elijah 1-19; Smith, Brashard 1-(-2).

**INTERCEPTIONS:** GT — None  
MIA — Williams.

**FUMBLE RECOVERIES:** GT — Walker, Sims; King.  
MIA — None.

**FORCED FUMBLES:** GT — J. Thomas; Carpenter; Walker.  
MIA — None.

**TACKLES FOR LOSS:** GT — J. Thomas 1.5-2; C. Thomas 1.0-2; Jackson 1.0-1; Carpenter 1.0-1; Walton 1.0-1; Brooks 0.5-1.  
MIA — Taylor 2.5-5; McCloud 2.0-9; Stevenson 1.5-5; Johnson 1.0-17; Steed 1.0-1.

**SACKS:** GT — J. Thomas 1.0-1.  
MIA — Johnson 1.0-17; McCloud 1.0-7; Stevenson 0.5-1; Tylor 0.5-1.

2021 Georgia Tech Football  
 Georgia Tech Game Results (as of Nov 09, 2021)  
 All games

Date	Opponent	Score	Overall	Conference	Time	Attend
Sep 04, 2021	NORTHERN ILL.	L 21-22	0-1	0-0	03:26	33651
Sep 11, 2021	KENNESAW ST.	W 45-17	1-1	0-0	03:12	35195
* Sep 18, 2021	at Clemson	L 8-14	1-2	0-1	05:27	81500
* Sep 25, 2021	NORTH CAROLINA	W 45-22	2-2	1-1	03:24	37450
* Oct 02, 2021	PITTSBURGH	L 21-52	2-3	1-2	03:22	36383
* Oct 09, 2021	at Duke	W 31-27	3-3	2-2	03:26	11849
* Oct 23, 2021	at Virginia	L 40-48	3-4	2-3	03:29	45837
* Oct 30, 2021	VIRGINIA TECH	L 17-26	3-5	2-4	3:11	35543
* Nov 06, 2021	at Miami (FL)	L 30-33	3-6	2-5	03:38	48161

2021 Georgia Tech Football  
 Georgia Tech Overall Team Statistics (as of Nov 09, 2021)  
 All games

Team Statistics	GT	OPP
SCORING	258	261
Points Per Game	28.7	29.0
Points Off Turnovers	52	24
FIRST DOWNS	181	198
Rushing	76	87
Passing	88	98
Penalty	17	13
RUSHING YARDAGE	1589	1569
Yards gained rushing	1845	1776
Yards lost rushing	256	207
Rushing Attempts	334	389
Average Per Rush	4.8	4.0
Average Per Game	176.6	174.3
TDs Rushing	13	11
PASSING YARDAGE	2081	2409
Comp-Att-Int	165-269-8	174-269-3
Average Per Pass	7.7	9.0
Average Per Catch	12.6	13.8
Average Per Game	231.2	267.7
TDs Passing	17	20
TOTAL OFFENSE	3670	3978
Total Plays	603	658
Average Per Play	6.1	6.0
Average Per Game	407.8	442.0
KICK RETURNS: #-Yards	24-465	8-145
PUNT RETURNS: #-Yards	15-61	11-96
INT RETURNS: #-Yards	3-6	8-78
KICK RETURN AVERAGE	19.4	18.1
PUNT RETURN AVERAGE	4.1	8.7
INT RETURN AVERAGE	2.0	11.1
FUMBLES-LOST	11-3	15-9
PENALTIES-Yards	52-436	56-551
Average Per Game	48.4	61.2
PUNTS-Yards	44-1835	39-1609
Average Per Punt	41.7	41.3
Net punt average	36.8	39.2
KICKOFFS-Yards	47-2790	53-3160
Average Per Kick	59.4	59.6
Net kick average	40.3	39.1
TIME OF POSSESSION/Game	28:50	30:29
3RD-DOWN Conversions	44/123	60/133
3rd-Down Pct	36%	45%
4TH-DOWN Conversions	9/18	8/14
4th-Down Pct	50%	57%
SACKS BY-Yards	16-107	21-163
MISC YARDS	0	0
TOUCHDOWNS SCORED	32	32
FIELD GOALS-ATTEMPTS	10-15	12-17
ON-SIDE KICKS	3-3	1-1
RED-ZONE SCORES	(25-31) 81%	(31-36) 86%
RED-ZONE TOUCHDOWNS	(17-31) 55%	(23-36) 64%
PAT-ATTEMPTS	(28-29) 97%	(29-29) 100%
ATTENDANCE	178222	187347
Games/Avg Per Game	5/35644	4/46837
Neutral Site Games		0/0

Score by Quarters	1st	2nd	3rd	4th	OT	Total
Georgia Tech	62	60	60	76	0	258
Opponents	84	64	44	69	0	261

2021 Georgia Tech Football  
 Georgia Tech Overall Individual Statistics (as of Nov 09, 2021)  
 All games

Rushing	gp-gs	att	gain	loss	net	avg	td	lg	avg/g
Gibbs, J.	9-6	110	632	41	591	5.4	3	71	65.7
Sims, J.	7-4	70	471	99	372	5.3	4	50	53.1
Mason, J.	9-1	64	334	15	319	5.0	1	71	35.4
Smith, Dontae	9-1	45	263	3	260	5.8	4	29	28.9
Yates, J.	5-3	35	128	85	43	1.2	1	12	8.6
Griffin, J.	1-0	5	16	0	16	3.2	0	7	16.0
Beatty, T.	1-0	1	1	0	1	1.0	0	1	1.0
TEAM	8-0	4	0	13	-13	-3.2	0	0	-1.6
Total	9	334	1845	256	1589	4.8	13	71	1176.6
Opponents	9	389	1776	207	1569	4.0	11	54	174.3

Passing	gp-gs	effic	comp	att	in	pct	yds	td	lg	avg/g
Sims, J.	7-4	139.31	113	188	7	60.1	1468	12	77	209.7
Yates, J.	5-3	145.67	52	81	1	64.2	613	5	53	122.6
Total	9	141.23	165	269	8	61.3	2081	17	77	231.2
Opponents	9	162.21	174	269	3	64.7	2409	20	77	267.7

Receiving	gp-gs	no.	yds	avg	td	lg	avg/g
Carter, M.	8-7	32	440	13.8	1	53	55.0
McGowan, K.	8-6	32	432	13.5	7	39	54.0
Gibbs, J.	9-6	30	445	14.8	2	77	49.4
Sanders, A.	9-3	24	326	13.6	3	37	36.2
McCollum, N.	8-1	10	102	10.2	1	44	12.8
Mason, J.	9-1	7	61	8.7	1	18	6.8
Norris, K.	8-3	6	118	19.7	2	37	14.8
Rutherford, M.	2-0	5	62	12.4	0	24	31.0
Harris, P.	8-0	5	30	6.0	0	19	3.8
Smith, Dontae	9-1	4	24	6.0	0	16	2.7
Leonard, D.	7-6	4	20	5.0	0	7	2.9
Deveney, D.	2-0	4	16	4.0	0	7	8.0
Coco, J.	5-0	1	4	4.0	0	4	0.8
Robinson, J.	8-0	1	1	1.0	0	1	0.1
Total	9	165	2081	12.6	17	77	231.2
Opponents	9	174	2409	13.8	20	77	267.7

Punt Returns	no.	yds	avg	td	lg
Rey, A.	11	52	4.7	0	35
McGowan, K.	4	9	2.2	0	5
Total	15	61	4.1	0	35
Opponents	11	96	8.7	0	24

Interceptions	no.	yds	avg	td	lg
Thomas, C.	2	0	0.0	0	0
Thomas, Jua.	1	6	6.0	0	6
Total	3	6	2.0	0	6
Opponents	8	78	9.8	0	32

Kick Returns	no.	yds	avg	td	lg
Gibbs, J.	19	421	22.2	0	42
Rey, A.	2	29	14.5	0	15
Griffin, J.	1	8	8.0	0	8
McGowan, K.	1	3	3.0	0	3
Carter, M.	1	4	4.0	0	4
Total	24	465	19.4	0	42
Opponents	8	145	18.1	0	28

Fumble Returns	no.	yds	avg	td	lg
Knight II, D.	1	37	37.0	0	37
Domineck, J.	1	70	70.0	1	70
Jackson, Q.	1	23	23.0	0	23
King, J.	1	40	40.0	1	40
Total	4	170	42.5	2	70
Opponents	1	33	33.0	1	33



2021 Georgia Tech Football  
Georgia Tech Overall Individual Statistics (as of Nov 09, 2021)  
All games

Scoring	td	fg	PAT				dx	saf	pts
			kick	rush	rcv	pass			
Cimaglia, B.	-	10-14	28-29	-	-	-	-	58	
McGowan, K.	7	-	-	-	-	-	-	42	
Gibbs, J.	5	-	-	-	-	-	-	30	
Sims, J.	4	-	-	-	-	1-1	-	24	
Smith, Dontae	4	-	-	-	-	-	-	24	
Sanders, A.	3	-	-	-	-	-	-	18	
Norris, K.	2	-	-	-	-	-	-	12	
Mason, J.	2	-	-	-	-	-	-	12	
McCollum, N.	1	-	-	-	-	-	-	6	
King, J.	1	-	-	-	-	-	-	6	
Carter, M.	1	-	-	-	-	-	-	6	
Yates, J.	1	-	-	-	-	-	-	6	
Domineck, J.	1	-	-	-	-	-	-	6	
Thomas, Jua.	-	-	-	-	-	1	-	2	
Boyd, Avery	-	-	-	-	1	-	-	2	
TEAM	-	-	-	-	-	-	1	2	
Leonard, D.	-	-	-	-	1	-	-	2	
Stewart, G.	-	0-1	-	-	-	-	-	0	
Harris, P.	-	-	-	-	-	1-2	-	0	
Total	32	10-15	28-29	-	2	2-3	1	1 258	
Opponents	32	12-17	29-29	-	2	2-3	-	- 261	

Total Offense	g	plays	rush	pass	total	avg/g
Sims, J.	7	258	372	1468	1840	262.9
Yates, J.	5	116	43	613	656	131.2
Gibbs, J.	9	110	591	0	591	65.7
Mason, J.	9	64	319	0	319	35.4
Smith, Dontae	9	45	260	0	260	28.9
Griffin, J.	1	5	16	0	16	16.0
Beatty, T.	1	1	1	0	1	1.0
TEAM	8	4	-13	0	-13	-1.6
Total	9	603	1589	2081	3670	407.8
Opponents	9	658	1569	2409	3978	442.0

Field Goals	fg	pct.	01-19	20-29	30-39	40-49	50-99	lg	blk
Cimaglia, B.	10-14	71.4	0-0	4-4	6-6	0-2	0-2	37	1
Stewart, G.	0-1	0.0	0-0	0-0	0-0	0-0	0-1	0	1

FG Sequence	Georgia Tech	Opponents
Northern Ill.	43,51,60	-
Kennesaw St.	(31)	(46)
Clemson	(22),(22)	-
North Carolina	(34),(32),(31)	53
Pittsburgh	40	(46)
Duke	(25)	42,(35),31,(22)
Virginia	(26),(34)	(24),(26)
Virginia Tech	(37)	(23),(43),(34),53,(21)
Miami (FL)	50	(28),40,(31)

Punting	no.	yds	avg	lg	tb	fc	i2050+	blk
Shanahan, D.	43	183	42.7	71	6	13	9	10
TEAM	1	0	0.0	0	0	0	0	1
Total	44	183	41.7	71	6	13	9	10
Opponents	39	160	41.3	52	1	18	15	8

Kickoffs	no.	yds	avg	tb	ob	retn	net ydIn
Stewart, G.	45	268	59.8	30	0		
Cimaglia, B.	1	40	40.0	0	0		
Kelley, J.	1	61	61.0	0	0		
Total	47	279	59.4	30	0	18.1	40.3
Opponents	53	316	59.6	25	1	19.4	39.1

Numbers in (parentheses) indicate field goal was made.

2021 Georgia Tech Football  
 Georgia Tech Overall Individual Statistics (as of Nov 09, 2021)  
 All games

All Purpose	g	rush	rcv	pr	kr	ir	total	avg/g
Gibbs, J.	9	591	445	0	421	0	1457	161.9
McGowan, K.	8	0	432	9	3	0	444	55.5
Carter, M.	8	0	440	0	4	0	444	55.5
Mason, J.	9	319	61	0	0	0	380	42.2
Sims, J.	7	372	0	0	0	0	372	53.1
Sanders, A.	9	0	326	0	0	0	326	36.2
Smith, Donta	9	260	24	0	0	0	284	31.6
Norris, K.	8	0	118	0	0	0	118	14.8
McCollum, N.	8	0	102	0	0	0	102	12.8
Rey, A.	8	0	0	52	29	0	81	10.1
Rutherford, M	2	0	62	0	0	0	62	31.0
Yates, J.	5	43	0	0	0	0	43	8.6
Harris, P.	8	0	30	0	0	0	30	3.8
Griffin, J.	1	16	0	0	8	0	24	24.0
Leonard, D.	7	0	20	0	0	0	20	2.9
Deveney, D.	2	0	16	0	0	0	16	8.0
Thomas, Jua.	9	0	0	0	0	6	6	0.7
Coco, J.	5	0	4	0	0	0	4	0.8
Robinson, J.	8	0	1	0	0	0	1	0.1
Beatty, T.	1	1	0	0	0	0	1	1.0
TEAM	8	-13	0	0	0	0	-13	-1.6
Total	9	1589	2081	61	465	6	4202	466.9
Opponents	9	1569	2409	96	145	78	4297	477.4

2021 Georgia Tech Football  
Georgia Tech Overall Defensive Statistics (as of Nov 09, 2021)  
All games

#	Defensive Leaders	gp-gs	Tackles				tfl/yds	Sacks no-yds	Pass defense			Fumbles		blkd	
			ua	a	tot				int-yds	brup	qbh	rcv-yds	ff	kick	saf
4Q	Jackson, Q.	9-5	41	50	91	6.0-24	1.0-1	.	.	2	2-23	1	.	.	
1E	Eley, A.	9-6	39	42	81	2.5-4	0.5-1	.	.	3	.	.	.	.	
1	Thomas, Jua.	9-6	33	32	65	3.5-5	1.0-1	1-6	3	.	.	2	.	.	
25	Thomas, C.	9-4	32	31	63	9.0-39	3.0-20	2-0	.	3	1-0	1	.	.	
2	Carpenter, T.	9-4	29	15	44	1.0-1	.	.	2	.	.	1	.	.	
13	Walker, W.	9-6	22	21	43	.	.	.	2	.	1-0	2	.	.	
14	King, J.	9-2	17	12	29	2.0-9	.	.	1	.	1-40	.	.	.	
4J	Domineck, J.	8-6	13	15	28	4.0-16	2.0-11	.	.	1	1-70	3	.	.	
0	Brooks, D.	9-6	11	15	26	1.5-3	.	.	.	.	.	1	.	.	
15	Ivey, J.	9-7	15	11	26	6.0-24	1.5-11	.	1	3	.	1	.	.	
3	Swilling, T.	7-4	14	9	23	2.0-17	1.0-7	.	4	.	.	.	.	.	
16	Sims, M.	8-1	12	2	14	.	.	.	3	.	2-0	.	.	.	
7	Walton, Z.	7-2	10	3	13	2.0-7	1.0-6	.	.	.	.	.	.	.	
8	Oliver, T.	8-2	5	6	11	.	.	.	1	.	.	.	.	.	
3D	Kennard, K.	8-0	2	9	11	3.5-21	2.0-18	.	.	1	.	.	.	.	
5C	Chimedza, T.K.	6-2	6	4	10	1.0-8	1.0-8	.	.	.	.	.	.	.	
22	Edwards, K.	6-0	7	1	8	.	.	.	.	.	.	.	.	.	
8Z	Biggers, Z.	7-0	5	2	7	.	.	.	.	.	.	.	.	.	
3Y	Yondjouen, S.	8-0	4	3	7	.	.	.	1	1	.	.	.	.	
95	Griffin, Jaq.	6-0	5	1	6	2.0-20	2.0-20	.	.	.	.	.	.	.	
94	Lockhart, M.	8-1	2	4	6	1.0-1	.	.	.	.	.	.	.	.	
20	Brooks, M.	9-0	3	2	5	.	.	.	.	.	.	.	.	.	
1K	Harris, K.	8-0	3	2	5	.	.	.	.	1	.	.	.	.	
5S	Long, Cade	7-0	3	1	4	.	.	.	.	.	.	.	.	.	
1	Allen, D.	7-1	3	1	4	.	.	.	.	.	.	.	.	.	
17	Knight II, D.	9-0	2	2	4	.	.	.	.	.	1-37	.	.	.	
1R	King, R.	6-0	3	1	4	.	.	.	.	.	.	.	.	.	
40	Tatum, T.	7-0	2	2	4	.	.	.	.	.	.	.	.	.	
97	Stone, A.	3-0	3	.	3	2.0-3	.	.	.	.	.	.	.	.	
21	Huff, Jal.	2-0	2	1	3	.	.	.	.	.	.	.	.	.	
2D	Robinson, J.	8-0	2	1	3	1.0-2	.	.	.	.	.	.	.	.	
24	Johnson, K.	7-0	1	1	2	.	.	.	1	.	.	.	.	.	
8B	McCollum, N.	8-1	2	.	2	.	.	.	.	.	.	.	.	.	
4C	Collins, N.	5-0	.	2	2	.	.	.	.	.	.	.	.	.	
35	Bryant, S.	2-0	1	.	1	.	.	.	.	.	.	.	.	.	
3R	Rey, A.	8-0	1	.	1	.	.	.	.	.	.	.	.	.	
2	McGowan, K.	8-6	1	.	1	.	.	.	.	.	.	.	.	.	
9A	Boyd,Avery	5-0	.	1	1	.	.	.	.	.	.	.	.	.	
6K	White, K.	1-0	1	.	1	.	.	.	.	.	.	.	.	.	
18	Harris, P.	8-0	1	.	1	.	.	.	.	.	.	.	.	.	
29	Jordan-Swilling	6-0	.	1	1	.	.	.	.	.	.	.	.	.	
TM	TEAM	8-0	.	.	.	.	.	.	.	.	.	.	.	1	
90	Scott, M.	8-0	.	.	.	.	.	.	.	1	.	.	.	.	
Total		9	358	306	664	50-204	16-107	3-6	19	16	9-170	12	.	1	
Opponents		9	308	310	618	51-242	21-163	8-78	24	26	3-33	5	3	.	

2021 Georgia Tech Football  
 Georgia Tech Passing Game-by-Game (as of Nov 09, 2021)  
 All games

#10 Sims, J.	Comp	Att	Int	Pct	Yards	TD	Long	Sacked	Effic
Northern Ill.	4	9	0	44.4	23	0	13	2-6	65.91
North Carolina	10	13	0	76.9	112	1	28	0-0	174.68
Pittsburgh	24	33	2	72.7	359	2	71	2-22	171.99
Duke	12	25	2	48.0	297	3	77	1-7	171.39
Virginia	27	44	1	61.4	300	3	37	1-7	136.59
Virginia Tech	15	26	1	57.7	183	2	39	2-13	134.51
Miami (FL)	21	38	1	55.3	194	1	50	3-23	101.57
TOTALS	113	188	7	60.1	1468	12	77	11-78	139.31

#1Q Yates, J.	Comp	Att	Int	Pct	Yards	TD	Long	Sacked	Effic
Northern Ill.	12	18	0	66.7	135	1	53	2-16	148.00
Kennesaw St.	17	23	0	73.9	254	4	39	3-28	224.07
Clemson	20	34	1	58.8	203	0	35	4-30	103.09
North Carolina	3	6	0	50.0	21	0	13	1-11	79.40
TOTALS	52	81	1	64.2	613	5	53	10-85	145.67



2021 Georgia Tech Football  
 Georgia Tech Rushing/Receiving Game-by-Game (as of Nov 09, 2021)  
 All games

RUSHING	No-Yds/TD	HUSKIE	KSU	CLEMS	UNC	PITT	DUKE	UVA	VIS	UM
Gibbs, J. RB	110-591/3	20-99/0	9-56/0	11-30/0	13-64/1	10--10/0	14-40/0	13-132/	11-113/	9-67/1
Sims, J. QB	70-372/4	6-34/0	DNP	DNP	10-128/	10-38/0	12-55/1	10-65/0	11-60/0	11--8/0
Mason, J. RB	64-319/1	15-96/0	6-11/0	9-20/0	8-42/0	2-2/0	5-9/0	8-58/0	3-6/0	8-75/1
Smith, Dontae RB	45-260/4	1-15/1	8-82/1	3-24/0	6-28/0	9-43/1	7-42/0	3-15/1	5-4/0	3-7/0
Yates, J. QB	35-43/1	9-27/1	7--8/0	15-21/0	4-3/0	-	DNP	DNP	DNP	DNP
Griffin, J.	5-16/0	DNP	5-16/0	DNP	DNP	DNP	DNP	DNP	DNP	DNP
Beatty, T. QB	1-1/0	DNP	1-1/0	DNP	DNP	DNP	DNP	DNP	DNP	DNP
TEAM	4-13/0	-	-	-	2--4/0	-	1--3/0	-	DNP	1--6/0

RECEIVING	No-Yds/TD	HUSKIE	KSU	CLEMS	UNC	PITT	DUKE	UVA	VIS	UM
Gibbs, J. RB	30-445/2	3-17/0	2-44/0	2-17/0	2-16/0	6-125/0	3-82/1	4-24/0	4-48/0	4-72/1
Carter, M.	32-440/1	6-92/0	2-40/0	4-47/0	3-48/1	6-73/0	2-78/0	2-12/0	DNP	7-50/0
McGowan, K. WR	32-432/7	3-32/1	6-91/2	4-82/0	3-39/0	DNP	3-39/1	7-86/2	3-53/1	3-10/0
Sanders, A.	24-326/3	2-9/0	-	3-20/0	-	3-48/1	2-73/1	6-79/0	4-64/1	4-33/0
Norris, K. WR	6-118/2	DNP	2-36/1	-	1-13/0	-	1-25/0	1-37/1	1-7/0	-
McCollum, N. WR	10-102/1	-	1-6/0	1-2/0	2-16/0	3-49/1	-	3-29/0	DNP	-
Rutherford, M.	5-62/0	DNP	-	DNP	DNP	5-62/0	DNP	DNP	DNP	DNP
Mason, J. RB	7-61/1	-	1-6/1	-	-	1-2/0	-	2-24/0	-	3-29/0
Harris, P. WR	5-30/0	2-8/0	1-19/0	1-3/0	-	-	1-0/0	-	DNP	-
Smith, Dontae RB	4-24/0	-	1-7/0	1-16/0	2-1/0	-	-	-	-	-
Leonard, D. TE	4-20/0	-	1-5/0	-	-	DNP	DNP	2-9/0	1-6/0	-
Deveney, D. TE	4-16/0	DNP	DNP	4-16/0	DNP	-	DNP	DNP	DNP	DNP
Coco, J. OL	1-4/0	-	-	DNP	DNP	-	DNP	DNP	1-4/0	-
Robinson, J.	1-1/0	-	-	-	-	-	-	-	1-1/0	DNP



2021 Georgia Tech Football  
Georgia Tech Team Game-by-Game (as of Nov 09, 2021)  
All games

TEAM STATISTICS

Date	Opponent	Rushing				Receiving				Passing				Kick Returns				Punt Returns				tot off
		no.	yds	td	lg	no.	yds	td	lg	cmp-att-int	yds	td	lg	no.	yds	td	lg	no.	yds	td	lg	
Sep 04	NORTHERN ILL.	51	271	2	28	16	158	1	53	16-27-0	158	1	53	4	65	0	26	3	-3	0	0	429
Sep 11	KENNESAW ST.	36	158	1	29	17	254	4	39	17-23-0	254	4	39	3	54	0	42	0	0	0	0	412
Sep 18	at Clemson	38	95	0	11	20	203	0	35	20-34-1	203	0	35	1	16	0	16	1	-2	0	0	298
Sep 25	NORTH CAROLINA	43	261	4	50	13	133	1	28	13-19-0	133	1	28	0	0	0	0	3	11	0	5	394
Oct 02	PITTSBURGH	31	73	1	23	24	359	2	71	24-33-2	359	2	71	3	82	0	34	1	4	0	4	432
Oct 09	at Duke	39	143	1	17	12	297	3	77	12-25-2	297	3	77	3	59	0	25	1	35	0	35	440
Oct 23	at Virginia	34	270	2	71	27	300	3	37	27-44-1	300	3	37	0	0	0	0	2	6	0	4	570
Oct 30	VIRGINIA TECH	30	183	0	61	15	183	2	39	15-26-1	183	2	39	4	62	0	25	2	1	0	3	366
Nov 06	at Miami (FL)	32	135	2	71	21	194	1	50	21-38-1	194	1	50	6	127	0	38	2	9	0	5	329
Opponents		334	1589	13	71	165	2081	17	77	165-269-8	2081	17	77	24	465	0	42	15	61	0	35	3670
		389	1569	11	54	174	2409	20	77	174-269-3	2409	20	77	8	145	0	28	11	96	0	24	3978

Games: 9 • Avg/rush: 4.8 • Avg/catch: 12.6 • Pass effic: 141.23 • KR avg: 19.4 • PR avg: 4.1 • All purpose avg/game: 466.9 • Total offense

Date	Opponent	Tackles				Sacks	Fumble	Pass Defense			blkd	PAT Attempts			off			
		ua	a	total	tfl-yds	no-yds	ff	fr-yds	int-yds	qbh	brup	kick	kick	rush	rcv	saf	t/o	pts
Sep 0	NORTHERN ILL.	32	26	58	1.0-10	0.0-0	1	1-0	0-0	2	1	0	3-3	0	0	0	7	21
Sep 1	KENNESAW ST.	29	32	61	10.0-39	2.0-13	2	1-70	2-0	2	2	0	6-6	0	0	0	14	45
Sep 1	at Clemson	40	32	72	3.0-14	0.0-0	2	1-0	0-0	0	0	0	0-0	0	0	1	0	8
Sep 2	NORTH CAROLINA	51	14	65	13.0-71	8.0-55	3	3-60	0-0	3	1	0	4-4	0	1	0	17	45
Oct 02	PITTSBURGH	34	40	74	2.0-11	1.0-7	0	0-0	0-0	2	0	0	3-3	0	0	0	0	21
Oct 09	at Duke	46	70	116	9.0-16	1.0-1	1	0-0	1-6	3	3	0	4-4	0	0	0	0	31
Oct 23	at Virginia	37	32	69	2.0-16	1.0-14	0	0-0	0-0	1	5	0	2-3	0	1	0	0	40
Oct 30	VIRGINIA TECH	46	36	82	4.0-19	2.0-13	0	0-0	0-0	1	3	0	2-2	0	0	0	0	17
Nov 0	at Miami (FL)	43	24	67	6.0-8	1.0-1	3	3-40	0-0	2	4	0	4-4	0	0	0	14	30
Opponents		358	306	664	50.0-204	16.0-104	12	9-170	3-6	16	19	0	28-29	0	2	1	52	258
		308	310	618	51.0-242	21.0-166	5	3-33	8-78	26	24	3	29-29	0	2	0	24	261

Date	Opponent	Punting										Field Goals			Kickoffs			
		no.	yds	avg	long	blkd	tb	fc	50+	i20	md-att	long	blkd	no.	yds	avg	tb	ob
Sep 0	NORTHERN ILL.	3	158	52.7	63	0	2	1	2	0	0-3	0	1	4	235	58.8	3	0
Sep 1	KENNESAW ST.	3	123	41.0	46	0	1	1	0	1	1-1	31	0	8	455	56.9	6	0
Sep 1	at Clemson	7	274	39.1	45	0	1	1	0	1	2-2	22	0	1	65	65.0	1	0
Sep 2	NORTH CAROLINA	4	134	33.5	53	1	0	1	1	0	3-3	34	0	9	507	56.3	4	0
Oct 02	PITTSBURGH	4	182	45.5	54	0	0	2	1	1	0-1	0	1	4	260	65.0	4	0
Oct 09	at Duke	6	272	45.3	71	0	1	1	2	1	1-1	25	0	6	373	62.2	3	0
Oct 23	at Virginia	4	152	38.0	53	0	0	3	1	1	2-2	34	0	6	360	60.0	3	0
Oct 30	VIRGINIA TECH	5	241	48.2	53	0	1	0	2	2	1-1	37	0	4	260	65.0	3	0
Nov 0	at Miami (FL)	8	299	37.4	54	0	0	3	1	2	0-1	0	0	5	275	55.0	3	0
Opponents		44	1835	41.7	71	1	6	13	10	9	10-15	37	2	47	2790	59.4	30	0
		39	1609	41.3	52	0	1	18	8	15	12-17	46	0	53	3160	59.6	25	1

2021 Georgia Tech Football  
Georgia Tech Opponent Game-by-Game (as of Nov 09, 2021)  
All games

OPPONENT STATISTICS

Date	Opponent	Rushing				Receiving				Passing				Kick Returns				Punt Returns				tot off		
		no.	yds	td	lg	no.	yds	td	lg	cmp	att	int	yds	td	lg	no.	yds	td	lg	no.	yds		td	lg
Sep 04	NORTHERN ILL.	42	165	1	35	11	136	2	39	11	17	0	136	2	39	0	0	0	0	0	0	0	0	301
Sep 11	KENNESAW ST.	43	154	1	54	8	111	1	39	8	20	2	111	1	39	0	0	0	0	1	0	0	0	265
Sep 18	at Clemson	41	158	2	15	18	126	0	17	18	25	0	126	0	17	0	0	0	0	2	11	0	10	284
Sep 25	NORTH CAROLINA	35	63	1	23	25	306	2	63	25	39	0	306	2	63	2	37	0	19	2	18	0	11	369
Oct 02	PITTSBURGH	41	181	2	18	24	399	4	55	24	37	0	399	4	55	0	0	0	0	1	2	0	2	580
Oct 09	at Duke	62	197	1	11	22	292	2	37	22	29	1	292	2	37	3	61	0	28	2	18	0	12	489
Oct 23	at Virginia	30	240	2	45	29	396	4	77	29	43	0	396	4	77	2	26	0	26	0	0	0	0	636
Oct 30	VIRGINIA TECH	53	237	0	25	15	254	2	69	15	25	0	254	2	69	1	21	0	21	2	31	0	24	491
Nov 06	at Miami (FL)	42	174	1	25	22	389	3	60	22	34	0	389	3	60	0	0	0	0	1	16	0	16	563
Georgia Tech		389	1569	11	54	174	2409	20	77	174	269	3	2409	20	77	8	145	0	28	11	96	0	24	3978
Georgia Tech		334	1589	13	71	165	2081	17	77	165	269	8	2081	17	77	24	465	0	42	15	61	0	35	3670

Games: 9 • Avg/rush: 4.0 • Avg/catch: 13.8 • Pass effic: 162.21 • KR avg: 18.1 • PR avg: 8.7 • All purpose avg/game: 477.4 • Total offense:

Date	Opponent	Tackles				Sacks	Fumble	Pass Defense			blkd	PAT Attempts			off			
		ua	a	total	tfl-yds	no-yds	ff	fr-yds	int-yds	qbh	brup	kick	kick	rush	rcv	saf	t/o	pts
Sep 0	NORTHERN ILL.	52	32	84	6.0-24	4.0-22	1	1-0	0-0	4	2	1	2-2	0	1	0	0	22
Sep 1	KENNESAW ST.	32	30	62	3.0-28	3.0-28	1	1-0	0-0	2	2	0	2-2	0	0	0	0	17
Sep 1	at Clemson	36	38	74	8.0-44	4.0-30	0	0-0	1-0	7	3	0	2-2	0	0	0	0	14
Sep 2	NORTH CAROLINA	36	32	68	5.0-22	1.0-11	0	0-0	0-0	0	3	1	2-2	0	1	0	0	22
Oct 02	PITTSBURGH	33	36	69	10.0-42	2.0-22	0	0-33	2-0	3	2	1	7-7	0	0	0	14	52
Oct 09	at Duke	24	40	64	2.0-14	1.0-7	1	0-0	2-38	2	4	0	3-3	0	0	0	0	27
Oct 23	at Virginia	38	34	72	3.0-13	1.0-7	0	0-0	1-13	4	5	0	6-6	0	0	0	7	48
Oct 30	VIRGINIA TECH	25	28	53	6.0-21	2.0-16	1	1-0	1--5	2	0	0	2-2	0	0	0	3	26
Nov 0	at Miami (FL)	32	40	72	8.0-34	3.0-23	1	0-0	1-32	2	3	0	3-3	0	0	0	0	33
Georgia Tech		308	310	618	51.0-242	21.0-166	5	3-33	8-78	26	24	3	29-29	0	2	0	24	261
Georgia Tech		358	306	664	50.0-204	16.0-104	12	9-170	3-6	16	19	0	28-29	0	2	1	52	258

Date	Opponent	Punting							Field Goals			Kickoffs						
		no.	yds	avg	long	blkd	tb	fc	50+	i20	md-att	long	blkd	no.	yds	avg	tb	ob
Sep 0	NORTHERN ILL.	7	287	41.0	52	0	0	3	2	2	0-0	0	0	4	221	55.2	0	0
Sep 1	KENNESAW ST.	7	224	32.0	41	0	0	6	0	1	1-1	46	0	3	109	36.3	0	0
Sep 1	at Clemson	4	158	39.5	46	0	0	2	0	3	0-0	0	0	4	248	62.0	2	0
Sep 2	NORTH CAROLINA	4	188	47.0	50	0	0	1	2	2	0-1	0	0	4	195	48.8	3	1
Oct 02	PITTSBURGH	4	172	43.0	52	0	1	2	1	1	1-1	46	0	9	581	64.6	6	0
Oct 09	at Duke	5	219	43.8	50	0	0	2	1	3	2-4	35	0	6	349	58.2	2	0
Oct 23	at Virginia	2	97	48.5	52	0	0	0	1	0	2-2	26	0	9	585	65.0	9	0
Oct 30	VIRGINIA TECH	4	170	42.5	51	0	0	2	1	2	4-5	43	0	7	447	63.9	2	0
Nov 0	at Miami (FL)	2	94	47.0	49	0	0	0	0	1	2-3	31	0	7	425	60.7	1	0
Georgia Tech		39	1609	41.3	52	0	1	18	8	15	12-17	46	0	53	3160	59.6	25	1
Georgia Tech		44	1835	41.7	71	1	6	13	10	9	10-15	37	2	47	2790	59.4	30	0



2021 Georgia Tech Football  
Georgia Tech Team Game-by-Game Comparison (as of Nov 09, 2021)  
All games

Opponent	Score	First Downs				Pen	Rushing Number-Yards	Passing		Total Offense Plays-Yards	Return Yards	Turn- Overs
		Total	Rush	Pass	Comp-Att-Int			Yards				
NORTHERN ILL.	21 - 22	25 / 15	16 / 9	7 / 6	2 / 0	51-271 / 42-165	16-27-0 / 11-17-0	158 / 136	78-429 / 59-301	62 / 0	1 / 1	
KENNESAW ST.	45 - 17	20 / 13	8 / 6	12 / 5	0 / 2	36-158 / 43-154	17-23-0 / 8-20-2	254 / 111	59-412 / 63-265	124 / 0	1 / 3	
Clemson	8 - 14	20 / 19	7 / 11	10 / 6	3 / 2	38-95 / 41-158	20-34-1 / 18-25-0	203 / 126	72-298 / 66-284	14 / 11	1 / 1	
NORTH CAROLINA	45 - 22	19 / 18	11 / 6	7 / 11	1 / 1	43-261 / 35-63	13-19-0 / 25-39-0	133 / 306	62-394 / 74-369	71 / 55	0 / 3	
PITTSBURGH	21 - 52	21 / 27	5 / 9	13 / 17	3 / 1	31-73 / 41-181	24-33-2 / 24-37-0	359 / 399	64-432 / 78-580	86 / 35	2 / 0	
Duke	31 - 27	17 / 27	7 / 10	8 / 15	2 / 2	39-143 / 62-197	12-25-2 / 22-29-1	297 / 292	64-440 / 91-489	100 / 117	2 / 1	
Virginia	40 - 48	28 / 32	11 / 14	15 / 17	2 / 1	34-270 / 30-240	27-44-1 / 29-43-0	300 / 396	78-570 / 73-636	6 / 39	1 / 0	
VIRGINIA TECH	17 - 26	16 / 23	7 / 12	7 / 9	2 / 2	30-183 / 53-237	15-26-1 / 15-25-0	183 / 254	56-366 / 78-491	63 / 47	2 / 0	
Miami (FL)	30 - 33	15 / 24	4 / 10	9 / 12	2 / 2	32-135 / 42-174	21-38-1 / 22-34-0	194 / 389	70-329 / 76-563	176 / 48	1 / 3	
Totals	25 - 26	18 / 19	76 / 87	88 / 98	17 / 13	334-158 / 389-156	165-269-8 / 174-269-3	208 / 240	603-367 / 658-397	702 / 352	11 / 12	

Opponent	3rd Down Conversions	4th Down Conversions	Time of Possession	TOP Margin	Avg Yds/Rush	Avg Yds/Pass	Avg Yds/Play	Punting Number-Avg	Penalties Number-Yards	Sacks
NORTHERN ILL.	9-18 / 5-12	2-4 / 0-0	31:05 / 28:55	2:10	5.3 / 3.9	5.9 / 8.0	5.5 / 5.1	3-52.7 / 7-41.0	2-5 / 11-82	0 / 4
KENNESAW ST.	6-11 / 3-15	0-0 / 2-2	31:17 / 28:43	2:34	4.4 / 3.6	11.0 / 5.6	7.0 / 4.2	3-41.0 / 7-32.0	5-31 / 4-80	2 / 3
Clemson	3-14 / 9-15	2-3 / 0-1	30:10 / 23:33	6:37	2.5 / 3.9	6.0 / 5.0	4.1 / 4.3	7-39.1 / 4-39.5	10-63 / 8-66	0 / 4
NORTH CAROLINA	3-11 / 6-14	1-1 / 1-3	29:55 / 30:05	-0:10	6.1 / 1.8	7.0 / 7.8	6.4 / 5.0	4-33.5 / 4-47.0	5-40 / 7-69	8 / 1
PITTSBURGH	2-11 / 6-13	1-4 / 2-2	25:20 / 34:40	-9:20	2.4 / 4.4	10.9 / 10.8	6.8 / 7.4	4-45.5 / 4-43.0	5-55 / 6-65	1 / 2
Duke	4-13 / 9-21	0-0 / 2-3	25:07 / 34:53	-9:46	3.7 / 3.2	11.9 / 10.1	6.9 / 5.4	6-45.3 / 5-43.8	7-54 / 6-55	1 / 1
Virginia	6-13 / 7-11	1-1 / 0-0	28:07 / 31:53	-3:46	7.9 / 8.0	6.8 / 9.2	7.3 / 8.7	4-38.0 / 2-48.5	3-35 / 4-38	1 / 1
VIRGINIA TECH	3-12 / 9-19	1-3 / 1-1	24:12 / 35:48	-11:36	6.1 / 4.5	7.0 / 10.2	6.5 / 6.3	5-48.2 / 4-42.5	7-77 / 7-61	2 / 2
Miami (FL)	8-20 / 6-13	1-2 / 0-2	34:13 / 25:47	8:26	4.2 / 4.1	5.1 / 11.4	4.7 / 7.4	8-37.4 / 2-47.0	8-76 / 3-35	1 / 3
Totals	44-12 / 60-13	9-18 / 8-14	259:26 / 274:17	-14:51	4.8 / 4.0	7.7 / 9.0	6.1 / 6.0	44-41.7 / 39-41.3	52-43 / 56-55	16 / 21

Note: Game totals are displayed in the format TEAM/OPPONENT for each category

2021 Georgia Tech Football  
Georgia Tech By-Quarter Statistics (as of Nov 09, 2021)  
All games

3rd-Down Conversions

Date	Opponent	Score	Overall		1st Qtr		2nd Qtr		3rd Qtr		4th Qtr		Overtime	
Sep 04, 202	NORTHERN ILL.	L 21-22	9-18	50.0	2-5	40.0	4-4	100.0	2-4	50.0	1-5	20.0		
Sep 11, 202	KENNESAW ST.	45-17	6-11	54.5	2-2	100.0	3-5	60.0	0-3	0.0	1-1	100.0		
Sep 18, 202	at Clemson	L 8-14	3-14	21.4	0-2	0.0	1-4	25.0	0-2	0.0	2-6	33.3		
Sep 25, 202	NORTH CAROLINA	45-22	3-11	27.3	0-2	0.0	0-3	0.0	1-2	50.0	2-4	50.0		
Oct 02, 202	PITTSBURGH	L 21-52	2-11	18.2	0-1	0.0	0-4	0.0	2-5	40.0	0-1	0.0		
Oct 09, 202	at Duke	31-27	4-13	30.8	2-3	66.7	0-4	0.0	1-3	33.3	1-3	33.3		
Oct 23, 202	at Virginia	L 40-48	6-13	46.2	4-4	100.0	0-3	0.0	0-1	0.0	2-5	40.0		
Oct 30, 202	VIRGINIA TECH	L 17-26	3-12	25.0	1-4	25.0	1-3	33.3	1-3	33.3	0-2	0.0		
Nov 06, 202	at Miami (FL)	L 30-33	8-20	40.0	2-5	40.0	3-6	50.0	2-4	50.0	1-5	20.0		
Georgia Tech			44-12	35.8	13-28	46.4	12-36	33.3	9-27	33.3	10-32	31.2	0-0	0.0
Opponents			60-13	45.1	16-33	48.5	18-36	50.0	10-27	37.0	16-37	43.2	0-0	0.0

4th-Down Conversions

Date	Opponent	Score	Overall		1st Qtr		2nd Qtr		3rd Qtr		4th Qtr		Overtime	
Sep 04, 202	NORTHERN ILL.	L 21-22	2-4	50.0	0-1	0.0	0-0	0.0	0-1	0.0	2-2	100.0		
Sep 11, 202	KENNESAW ST.	45-17	0-0	0.0	0-0	0.0	0-0	0.0	0-0	0.0	0-0	0.0		
Sep 18, 202	at Clemson	L 8-14	2-3	66.7	0-0	0.0	1-1	100.0	0-0	0.0	1-2	50.0		
Sep 25, 202	NORTH CAROLINA	45-22	1-1	100.0	0-0	0.0	0-0	0.0	0-0	0.0	1-1	100.0		
Oct 02, 202	PITTSBURGH	L 21-52	1-4	25.0	0-0	0.0	0-2	0.0	1-1	100.0	0-1	0.0		
Oct 09, 202	at Duke	31-27	0-0	0.0	0-0	0.0	0-0	0.0	0-0	0.0	0-0	0.0		
Oct 23, 202	at Virginia	L 40-48	1-1	100.0	0-0	0.0	0-0	0.0	0-0	0.0	1-1	100.0		
Oct 30, 202	VIRGINIA TECH	L 17-26	1-3	33.3	1-1	100.0	0-0	0.0	0-0	0.0	0-2	0.0		
Nov 06, 202	at Miami (FL)	L 30-33	1-2	50.0	0-0	0.0	0-0	0.0	1-1	100.0	0-1	0.0		
Georgia Tech			9-18	50.0	1-2	50.0	1-3	33.3	2-3	66.7	5-10	50.0	0-0	0.0
Opponents			8-14	57.1	1-2	50.0	2-3	66.7	0-2	0.0	5-7	71.4	0-0	0.0

Time of Possession

Date	Opponent	Score	Overall		1st Qtr		2nd Qtr		3rd Qtr		4th Qtr		Overtime	
Sep 04, 202	NORTHERN ILL.	L 21-22	31:05		7:22		7:22		8:15		8:06			
Sep 11, 202	KENNESAW ST.	45-17	31:17		8:04		9:14		7:28		6:31			
Sep 18, 202	at Clemson	L 8-14	30:10		6:35		7:16		6:46		9:33			
Sep 25, 202	NORTH CAROLINA	45-22	29:55		8:11		3:22		8:56		9:26			
Oct 02, 202	PITTSBURGH	L 21-52	25:20		6:24		8:07		8:37		2:12			
Oct 09, 202	at Duke	31-27	25:07		6:42		7:05		6:30		4:50			
Oct 23, 202	at Virginia	L 40-48	28:07		9:38		7:49		2:14		8:26			
Oct 30, 202	VIRGINIA TECH	L 17-26	24:12		8:02		5:40		6:54		3:36			
Nov 06, 202	at Miami (FL)	L 30-33	34:13		9:12		8:10		8:04		8:47			
Georgia Tech			Total		70:10		64:05		63:44		61:27		0:00	
Georgia Tech			Avg.		7:47		7:07		7:04		6:49		0:00	
Opponents			Total		64:50		64:38		71:16		73:33		0:00	
Opponents			Avg.		7:12		7:10		7:55		8:10		0:00	

2021 Georgia Tech Football  
Georgia Tech Red-Zone Results (as of Nov 09, 2021)  
All games

Georgia Tech Inside Opponent Red-Zone

Date	Opponent	Score	Times In RZ	Times Score	Total Pts	Rush TDs	Pass TDs	FGs Made	Failed to score inside RZ						
									FGA	Down	Int	Fum	Half	Gam	
Sep 04, 202	NORTHERN ILL.	L 21-22	3	2	14	2	2	0	0	1	0	0	0	0	0
Sep 11, 202	KENNESAW ST.	45-17	5	5	31	4	1	3	1	0	0	0	0	0	0
Sep 18, 202	at Clemson	L 8-14	3	2	6	0	0	0	2	0	1	0	0	0	0
Sep 25, 202	NORTH CAROLINA	45-22	7	6	30	3	3	0	3	0	0	0	0	1	0
Oct 02, 202	PITTSBURGH	L 21-52	4	2	14	2	1	1	0	1	1	0	0	0	0
Oct 09, 202	at Duke	31-27	3	3	17	2	1	1	1	0	0	0	0	0	0
Oct 23, 202	at Virginia	L 40-48	4	4	18	2	1	1	2	0	0	0	0	0	0
Oct 30, 202	VIRGINIA TECH	L 17-26	2	1	17	2	0	2	1	1	1	1	1	0	0
Nov 06, 202	at Miami (FL)	L 30-33	0	0	0	0	0	0	0	0	0	0	0	0	0
Totals			31	25	147	17	9	8	10	2	4	1	1	1	0
25 of 31 (80.6%)															

Opponents Inside Georgia Tech Red-Zone

Date	Opponent	Score	Times In RZ	Times Score	Total Pts	Rush TDs	Pass TDs	FGs Made	Failed to score inside RZ						
									FGA	Down	Int	Fum	Half	Gam	
Sep 04, 202	NORTHERN ILL.	L 21-22	2	2	15	2	0	2	0	0	0	0	0	0	0
Sep 11, 202	KENNESAW ST.	45-17	0	0	0	0	0	0	0	0	0	0	0	0	0
Sep 18, 202	at Clemson	L 8-14	3	2	14	2	2	0	0	0	0	0	1	0	0
Sep 25, 202	NORTH CAROLINA	45-22	2	2	15	2	0	2	0	0	0	0	0	0	0
Oct 02, 202	PITTSBURGH	L 21-52	6	5	35	5	2	3	0	0	0	0	0	1	0
Oct 09, 202	at Duke	31-27	6	4	20	2	1	1	2	1	1	0	0	0	0
Oct 23, 202	at Virginia	L 40-48	7	7	41	5	2	3	2	0	0	0	0	0	0
Oct 30, 202	VIRGINIA TECH	L 17-26	4	4	26	2	0	2	4	5	0	0	0	1	1
Nov 06, 202	at Miami (FL)	L 30-33	6	5	26	3	1	2	2	0	0	0	0	1	0
Totals			36	31	192	23	8	15	10	6	1	0	1	3	1
31 of 36 (86.1%)															

2021 Georgia Tech Football  
 Georgia Tech Game Superlatives (as of Nov 09, 2021)  
 All games

INDIVIDUAL GAME HIGHS

Rushes	20	Gibbs, J. vs Northern Ill. (Sep 04, 2021)
Yards Rushing	132	Gibbs, J. at Virginia (Oct 23, 2021)
TD Rushes	3	Sims, J. vs North Carolina (Sep 25, 2021)
Long Rush	71	Gibbs, J. at Virginia (Oct 23, 2021)
	71	Mason, J. at Miami (FL) (Nov 06, 2021)
Pass attempts	44	Sims, J. at Virginia (Oct 23, 2021)
Pass completions	27	Sims, J. at Virginia (Oct 23, 2021)
Yards Passing	359	Sims, J. vs Pittsburgh (Oct 02, 2021)
TD Passes	4	Yates, J. vs Kennesaw St. (Sep 11, 2021)
Long Pass	77	Sims, J. at Duke (Oct 09, 2021)
Receptions	7	McGowan, K. at Virginia (Oct 23, 2021)
	7	Carter, M. at Miami (FL) (Nov 06, 2021)
Yards Receiving	125	Gibbs, J. vs Pittsburgh (Oct 02, 2021)
TD Receptions	2	McGowan, K. vs Kennesaw St. (Sep 11, 2021)
	2	McGowan, K. at Virginia (Oct 23, 2021)
Long Reception	77	Gibbs, J. at Duke (Oct 09, 2021)
Field Goals	3	Cimaglia, B. vs North Carolina (Sep 25, 2021)
Long Field Goal	37	Cimaglia, B. vs Virginia Tech (Oct 30, 2021)
Punts	8	Shanahan, D. at Miami (FL) (Nov 06, 2021)
Punting Avg	52.7	Shanahan, D. vs Northern Ill. (Sep 04, 2021)
Long Punt	71	Shanahan, D. at Duke (Oct 09, 2021)
Punts inside 20	2	Shanahan, D. vs Virginia Tech (Oct 30, 2021)
	2	Shanahan, D. at Miami (FL) (Nov 06, 2021)
Long Punt Return	35	Rey, A. at Duke (Oct 09, 2021)
Long Kickoff Return	42	Gibbs, J. vs Kennesaw St. (Sep 11, 2021)
Tackles	16	Eley, A. vs Virginia Tech (Oct 30, 2021)
	16	Jackson, Q. vs Virginia Tech (Oct 30, 2021)
Sacks	2.5	Thomas, C. vs North Carolina (Sep 25, 2021)
Tackles For Loss	4.5	Thomas, C. vs North Carolina (Sep 25, 2021)
Interceptions	2	Thomas, C. vs Kennesaw St. (Sep 11, 2021)

2021 Georgia Tech Football  
 Georgia Tech Game Superlatives (as of Nov 09, 2021)  
 All games

TEAM GAME HIGHS

Rushes	51	vs Northern Ill. (Sep 04, 2021)
Yards Rushing	271	vs Northern Ill. (Sep 04, 2021)
Yards Per Rush	7.9	at Virginia (Oct 23, 2021)
TD Rushes	4	vs North Carolina (Sep 25, 2021)
Pass attempts	44	at Virginia (Oct 23, 2021)
Pass completions	27	at Virginia (Oct 23, 2021)
Yards Passing	359	vs Pittsburgh (Oct 02, 2021)
Yards Per Pass	11.9	at Duke (Oct 09, 2021)
TD Passes	4	vs Kennesaw St. (Sep 11, 2021)
Total Plays	78	vs Northern Ill. (Sep 04, 2021)
	78	at Virginia (Oct 23, 2021)
Total Offense	570	at Virginia (Oct 23, 2021)
Yards Per Play	7.3	at Virginia (Oct 23, 2021)
Points	45	vs Kennesaw St. (Sep 11, 2021)
	45	vs North Carolina (Sep 25, 2021)
Sacks By	8	vs North Carolina (Sep 25, 2021)
First Downs	28	at Virginia (Oct 23, 2021)
Penalties	10	at Clemson (Sep 18, 2021)
Penalty Yards	77	vs Virginia Tech (Oct 30, 2021)
Turnovers	2	vs Pittsburgh (Oct 02, 2021)
	2	at Duke (Oct 09, 2021)
	2	vs Virginia Tech (Oct 30, 2021)
Interceptions By	2	vs Kennesaw St. (Sep 11, 2021)
Punts	8	at Miami (FL) (Nov 06, 2021)
Punting Avg	52.7	vs Northern Ill. (Sep 04, 2021)
Long Punt	71	at Duke (Oct 09, 2021)
Punts inside 20	2	vs Virginia Tech (Oct 30, 2021)
	2	at Miami (FL) (Nov 06, 2021)
Long Punt Return	35	at Duke (Oct 09, 2021)



2021 Georgia Tech Football  
Georgia Tech Game Superlatives (as of Nov 09, 2021)  
All games

OPPONENT INDIVIDUAL GAME HIGHS

Rushes	43	Durant,Mataeo, at Duke (Oct 09, 2021)
Yards Rushing	162	Knighton,Jaylan, at Miami (FL) (Nov 06, 2021)
TD Rushes	2	Shipley,Will, at Clemson (Sep 18, 2021)
	2	Abanikanda,Isra, vs Pittsburgh (Oct 02, 2021)
	2	Armstrong,Brenn, at Virginia (Oct 23, 2021)
Long Rush	54	Cousin,Iaan, vs Kennesaw St. (Sep 11, 2021)
Pass attempts	43	Armstrong,Brenn, at Virginia (Oct 23, 2021)
Pass completions	29	Armstrong,Brenn, at Virginia (Oct 23, 2021)
Yards Passing	396	Armstrong,Brenn, at Virginia (Oct 23, 2021)
TD Passes	4	Pickett,Kenny, vs Pittsburgh (Oct 02, 2021)
	4	Armstrong,Brenn, at Virginia (Oct 23, 2021)
Long Pass	77	Armstrong,Brenn, at Virginia (Oct 23, 2021)
Receptions	9	Thompson,Keytao, at Virginia (Oct 23, 2021)
Yards Receiving	210	Rambo,Charlesto, at Miami (FL) (Nov 06, 2021)
TD Receptions	2	Wicks,Dontayvio, at Virginia (Oct 23, 2021)
Long Reception	77	Wicks,Dontayvio, at Virginia (Oct 23, 2021)
Field Goals	4	Romo, J, vs Virginia Tech (Oct 30, 2021)
Long Field Goal	46	Robertson,Natha, vs Kennesaw St. (Sep 11, 2021)
	46	Scarton,Sam, vs Pittsburgh (Oct 02, 2021)
Punts	7	McCray,Fabian, vs Northern Ill. (Sep 04, 2021)
	7	Moran,Ben, vs Kennesaw St. (Sep 11, 2021)
Punting Avg	48.5	Finn,Jacob, at Virginia (Oct 23, 2021)
Long Punt	52	McCray,Fabian, vs Northern Ill. (Sep 04, 2021)
	52	Christodoulou,K, vs Pittsburgh (Oct 02, 2021)
	52	Finn,Jacob, at Virginia (Oct 23, 2021)
Punts inside 20	3	Spiers,Will, at Clemson (Sep 18, 2021)
	3	Wilson,Porter, at Duke (Oct 09, 2021)
Long Punt Return	24	Robinson, T, vs Virginia Tech (Oct 30, 2021)
Long Kickoff Return	28	Stinson,Jaylen, at Duke (Oct 09, 2021)
Tackles	13	Deveaux,Lance, vs Northern Ill. (Sep 04, 2021)
	13	Bentley,LaVonta, at Clemson (Sep 18, 2021)
Sacks	1.5	Bresee,Bryan, at Clemson (Sep 18, 2021)
Tackles For Loss	3.0	Bentley,LaVonta, at Clemson (Sep 18, 2021)
Interceptions	1	Bresee,Bryan, at Clemson (Sep 18, 2021)
	1	Petrishen,John, vs Pittsburgh (Oct 02, 2021)
	1	Alexandre,Desli, vs Pittsburgh (Oct 02, 2021)
	1	Johnson,Leonard, at Duke (Oct 09, 2021)
	1	Lewis,Jeremiah, at Duke (Oct 09, 2021)
	1	Blount,Joey, at Virginia (Oct 23, 2021)
	1	Chatman, A, vs Virginia Tech (Oct 30, 2021)
	1	Williams,Avanta, at Miami (FL) (Nov 06, 2021)

2021 Georgia Tech Football  
 Georgia Tech Game Superlatives (as of Nov 09, 2021)  
 All games

OPPONENT TEAM GAME HIGHS

Rushes	62	at Duke (Oct 09, 2021)
Yards Rushing	240	at Virginia (Oct 23, 2021)
Yards Per Rush	8.0	at Virginia (Oct 23, 2021)
TD Rushes	2	at Clemson (Sep 18, 2021)
	2	vs Pittsburgh (Oct 02, 2021)
	2	at Virginia (Oct 23, 2021)
Pass attempts	43	at Virginia (Oct 23, 2021)
Pass completions	29	at Virginia (Oct 23, 2021)
Yards Passing	399	vs Pittsburgh (Oct 02, 2021)
Yards Per Pass	11.4	at Miami (FL) (Nov 06, 2021)
TD Passes	4	vs Pittsburgh (Oct 02, 2021)
	4	at Virginia (Oct 23, 2021)
Total Plays	91	at Duke (Oct 09, 2021)
Total Offense	636	at Virginia (Oct 23, 2021)
Yards Per Play	8.7	at Virginia (Oct 23, 2021)
Points	52	vs Pittsburgh (Oct 02, 2021)
Sacks By	4	vs Northern Ill. (Sep 04, 2021)
	4	at Clemson (Sep 18, 2021)
First Downs	32	at Virginia (Oct 23, 2021)
Penalties	11	vs Northern Ill. (Sep 04, 2021)
Penalty Yards	82	vs Northern Ill. (Sep 04, 2021)
Turnovers	3	vs Kennesaw St. (Sep 11, 2021)
	3	vs North Carolina (Sep 25, 2021)
	3	at Miami (FL) (Nov 06, 2021)
Interceptions By	2	vs Pittsburgh (Oct 02, 2021)
	2	at Duke (Oct 09, 2021)
Punts	7	vs Northern Ill. (Sep 04, 2021)
	7	vs Kennesaw St. (Sep 11, 2021)
Punting Avg	48.5	at Virginia (Oct 23, 2021)
Long Punt	52	vs Northern Ill. (Sep 04, 2021)
	52	vs Pittsburgh (Oct 02, 2021)
	52	at Virginia (Oct 23, 2021)
Punts inside 20	3	at Clemson (Sep 18, 2021)
	3	at Duke (Oct 09, 2021)
Long Punt Return	24	vs Virginia Tech (Oct 30, 2021)