

GEORGIA TECH

129TH SEASON • 4 NATIONAL CHAMPIONSHIPS • 15 CONFERENCE CHAMPIONSHIPS • 45 BOWL APPEARANCES • 25 BOWL VICTORIES

GEORGIA TECH (3-3, 2-2 ACC) AT RV/RV VIRGINIA (5-2, 3-2 ACC)

SATURDAY, OCTOBER 23, 2021 • 7:30 P.M. ET • CHARLOTTESVILLE, VA. • SCOTT STADIUM

MATCHUP AT A GLANCE



GEORGIA TECH

3-3 (2-2 ACC)	vs.	VIRGINIA
Atlanta, Ga.	Record	5-2 (3-2 ACC)
1885	Location	Charlottesville, Va.
35,000	Founded	1819
Yellow Jackets, Ramblin' Wreck	Enrollment	25,642
Tech Gold and White	Nickname	Cavaliers
Atlantic Coast (Coastal Division)	Colors	Orange & Blue
Bobby Dodd Stadium at Historic Grant Field (55,000)	Conference	Atlantic Coast (Coastal Division)
Geoff Collins	Stadium (Capacity)	David A. Harrison Field at Scott Stadium (61,500)
9-19 (3rd season)	Head Coach	Bronco Mendenhall
24-29 (5th season)	Head Coach's Record at School	35-34 (6th season)
None	Head Coach's Overall Record	134-77 (17th season)
Spread Pro-Style	National Ranking	RV (AP), RV (Coaches)
28.5 (10th/64th)	Basic Offense	Multiple
166.8 (9th/64th)	Points Per Game (Conference/National Rank)	36.1 (2nd/6th)
234.0 (9th/67th)	Rushing Yards Per Game (Conference/National Rank)	120.3 (14th/101st)
400.8 (10th/66th)	Passing Yards Per Game (Conference/National Rank)	405.9 (1st/2nd)
4-2-5 Effort Based	Total Yards Per Game (Conference/National Rank)	526.1 (2nd/6th)
25.7 (9th/76th)	Basic Defense	Hybrid
154.0 (8th/76th)	Points Allowed Per Game (Conference/National Rank)	24.4 (8th/64th)
28.3 (9th/07th)	Rushing Yards Allowed Per Game (Conference/National Rank)	188.1 (14th/102nd)
382.3 (8th/71st)	Passing Yards Allowed Per Game (Conference/National Rank)	225.0 (8th/67th)
W, 31-27 vs. Duke (Oct. 9, 2021)	Total Yards Allowed Per Game (Conference/National Rank)	413.1 (11th/95th)
	Last Game	W, 48-0 vs. Duke (Oct. 16, 2021)

TOP STORYLINES

- Georgia Tech begins the second half of its 2021 schedule on Saturday when it travels to face longtime Atlantic Coast Conference Coastal Division rival Virginia.
- For the fourth-straight game, Georgia Tech (3-3, 2-2 ACC) will face one of the nation's top offenses when it squares off against Virginia (5-2, 3-2 ACC) and its sixth-ranked offense (526.1 ypg). The Yellow Jackets last three games also came against teams currently ranked in the top 20 nationally in total offense — North Carolina (19th), Pitt (fifth) and Duke (18th). The Jackets went 2-1 in those contests.
- Tech will combat Virginia's high-powered offense with one of the nation's top linebacking corps. The Yellow Jackets feature three LBs that rank in the top 10 in the ACC in tackles — **Quez Jackson** (first - 10.2/gm), **Ayinde Eley** (third - 9.2/gm) and **Charlie Thomas** (ninth - 7.8/gm).
- A win on Saturday would be a milestone victory for Georgia Tech in many ways. With a win, the Yellow Jackets would surpass their win total in each of their first two seasons under head coach **Geoff Collins**, as well as move them above .500 through seven games for the first time since 2017.
- Additionally, a win would give Tech back-to-back victories for the first time in three seasons under Collins. The Jackets haven't won consecutive games since they won four-straight from Oct. 25-Nov. 17, 2018.
- Additionally, a victory on Saturday would be Georgia Tech's first at Virginia since 2013, snapping a three-game losing skid in Charlottesville.
- UVA's Scott Stadium has traditionally been one of the toughest venues on Georgia Tech's schedule. The Yellow Jackets are 4-13-1 all-time at UVA and have won just twice in their last 14 trips to Scott Stadium.

SERIES HISTORY

Series Record (Streak): Georgia Tech leads 21-20-1 (UVA; W1)
at Georgia Tech: Georgia Tech leads 17-7
at Virginia: Virginia leads 13-4-1
Neutral Sites: N/A
Last Meeting: Virginia 33, Georgia Tech 28 (Nov. 9, 2019 - Charlottesville, Va.)

TALE OF THE TAPE

Average heights and weights of players listed Above The Line (Georgia Tech)/on the depth chart (Virginia):

Georgia Tech		Virginia
6-5, 313	Offensive Line	6-5, 302
6-4, 250	Tight Ends	6-5, 253
6-1, 208	Offensive Backs (QB and RB)	6-0, 212
6-1, 191	Receivers	6-0, 191
6-3, 269	Defensive Line	6-3, 290
6-2, 221	Linebackers	6-3, 229
6-2, 197	Defensive Backs	6-2, 204

TOP PERFORMERS AT A GLANCE

PASSING	COMP.	ATT.	INT.	YDS.	TD
Georgia Tech					
Jeff Sims	50	80	4	791	6
Virginia					
Brennan Armstrong	210	329	9	2,824	19
RUSHING	ATT.	YDS.	AVG.	TD	
Georgia Tech					
Jahmyr Gibbs	77	279	3.6	1	
Virginia					
Wayne Taulapapa	43	204	4.7	2	
RECEIVING	NO.	YDS.	AVG.	TD	
Georgia Tech					
Malachi Carter	23	378	16.4	1	
Virginia					
Billy Kemp	48	474	9.9	4	
TACKLES	UT	AT	TT	TFL	SACK
Georgia Tech					
Quez Jackson	30	31	61	5.0	1.0
Virginia					
Nick Jackson	27	37	64	1.5	1.0

2021 GEORGIA TECH SCHEDULE/RESULTS

• Overall: **3-3** | ACC: **2-2** | Place: **1-3rd (Coastal Division)**
• Home: **2-2** | Away: **1-1** | Neutral: **0-0** | Streak: **W1**

Date	Opponent	Time/Result	TV
Sept. 4	NORTHERN ILLINOIS	L, 22-21	ACCN
Sept. 11	KENNESAW STATE	W, 45-17	ACC RSN
Sept. 18	at No. 6 Clemson*	L, 14-8	ABC
Sept. 25	No. 21/20 N. CAROLINA*^	W, 45-22	ACCN
Sept. 2	PITT*	L, 52-21	ACCN
Sept. 9	at Duke*	W, 31-27	ACC RSN
Oct. 23	at rv/rv Virginia*	7:30 p.m.	ACCN
Oct. 30	VIRGINIA TECH*	Noon	ACC RSN
Nov. 6	at Miami (Fla.)*	TBA	TBA
Nov. 13	BOSTON COLLEGE*	TBA	TBA
Nov. 20	at No. 13 Notre Dame	2:30 p.m.	NBC
Nov. 27	No. 1 GEORGIA	TBA	TBA

All times Eastern; Home games in **BOLD CAPS**

* ACC game

^ Mayhem at Mercedes-Benz Stadium

Ranks for past games = AP/Coaches ranks at time of game

Ranks for current/future games = current AP/Coaches ranks

ON THE AIR

TV: ACC Network

- **Play-by-Play** Dave O'Brien
- **Analyst** Tim Hasselbeck
- **Sideline Reporter** Kelsey Riggs
- Mobile App: ESPN (out-of-market)
- Online: WatchESPN.com

RADIO: Georgia Tech Sports Network

- **Play-by-Play** Andy Demetra
- **Analyst** Sean Bedford
- In Atlanta: TBA (pending Atlanta Braves' schedule)
- Across Georgia: Visit RamblinWreck.com for station affiliate list
- Satellite: Sirius 85*/XM 380** (*UVA broadcast/**GT broadcast)
- Mobile Apps: Georgia Tech Yellow Jackets, TuneIn
- Online: RamblinWreck.com

GEORGIA TECH'S LAST GAME

at Duke	W, 31-27
Date	Oct. 9
Location	Durham, N.C. (Wallace Wade Stadium)
Total Offense	440
Rushing	143
Passing	297
Turnovers	2
Total Defense	489
Rushing	197
Passing	292
Takeaways	1
Passing Leader	
Jeff Sims	12-25-2, 297 yds., 3 TD
Receiving Leaders	
Jahmyr Gibbs	3 rec., 82 yds., 1 TD
Kyric McGowan	3 rec., 39 yds., 1 TD
Rushing Leaders	
Jeff Sims	12 att., 55 yds., 1 TD
Donate Smith	7 att., 42 yds.
Defensive Leaders	
Ayinde Eley	14 TKL, 0.5 SK
Quez Jackson	12 TKL, 2.0 TFL
Juanyeh Thomas	11 TKL, 1.0 TFL, 1 INT

GEORGIA TECH MEDIA AVAILABILITY

TUE 19	WED 20	THURS 21	FRI 22	SAT 23	SUN 24	MON 25
<p>Approx. 8:30 a.m. – Approx. first 30 min. of practice open to media (Rose Bowl Field – enter at gate at corner of Fowler Street and 6th Street)</p> <p>Approx. 10:45 a.m. – Head coach Geoff Collins weekly press conference, followed by media availability with offensive coordinator Dave Patenaude and defensive coordinator Andrew Thacker (Bobby Dodd Stadium – north concourse)</p>	<p>Approx. 8:30 a.m. – Approx. first 30 min. of practice open to media (Bobby Dodd Stadium – enter at Callaway Plaza on north end of stadium)</p> <p>Approx. 10:30 a.m. – Media availability – selected student-athletes (Bobby Dodd Stadium – north concourse)</p> <p>7-8 p.m. – <i>Geoff Collins Show</i> (680/93.7 FM The Fan in Atlanta)</p>	NO AVAILABILITY	NO AVAILABILITY	<p>12:30 p.m. – GT vs. Virginia (Charlottesville, Va. - Scott Stadium) TV: ACC Network</p> <p>Postgame press conference – Head coach Geoff Collins and selected student-athletes (location: TBA)</p>	NO AVAILABILITY	NO AVAILABILITY

GEORGIA TECH ATHLETICS COMMUNICATIONS & PUBLIC RELATIONS

- Assistant A.D./Communications & P.R. (Primary Football Contact):** Mike Flynn
Office: (404) 894-5445 • **Mobile:** (828) 964-6406
Email: mflynn@athletics.gatech.edu
- Assistant Director/Communications & P.R. (Secondary Football Contact):** Andrew Clausen
Office: (404) 894-5445 • **Mobile:** (678) 764-0867
Email: aclausen@athletics.gatech.edu
- Associate Director/Communications & P.R. (Football Credentials):** Mike Stamus
Office: 404-894-5445 • **Mobile:** (404) 218-9723
Email: mstamus@athletics.gatech.edu

FOLLOW GEORGIA TECH ONLINE

OFFICIAL WEBSITE: www.RamblinWreck.com



@GTathletics
@GeorgiaTechFB
@GTFootball
@CoachCollins



/GTathletics
/GTFootball



@GTathletics
@GeorgiaTechFB
@CoachCollins



@GeorgiaTechFB



RamblinWreckTube

GEORGIA TECH FOOTBALL BY THE NUMBERS

3

Georgia Tech has three of the Atlantic Coast Conference's top 10 tacklers in linebackers **Quez Jackson** (first - 10.2 tackles per game), **Ayinde Eley** (third - 9.2/gm) and **Charlie Thomas** (ninth - 7.8/gm).

4

For the fourth-straight game, Georgia Tech is facing an opponent that currently ranks in the top 20 nationally in total offense, as Virginia boasts the nation's No. 6 total offense (526.1 ppg). In its previous three games, Tech faced top-20 offenses from North Carolina (19th), Pitt (fifth) and Duke (18th). The Yellow Jackets went 2-1 in those three games.

13

Georgia Tech's roster includes just 13 seniors eligibility-wise, which is the fourth-fewest among all Power Five-conference teams (Colorado - 6, Oregon - 8, Utah - 11).

14

One of college football's most dangerous weapons with the ball in his hands, Georgia Tech Fr. RB **Jahmyr Gibbs** ranks 16th nationally in all-purpose yardage with 140.2 yards per game.

17

Georgia Tech continues to be one of college football's most disciplined teams this season, as it ranks 17th nationally with just 41.3 penalty yards per game this season. That's nearly a 50% improvement from last season, when the Yellow Jackets ranked 119th out of 127 NCAA Division I FBS teams with 74.9 penalty yards per game.

18

Eighteen Georgia Tech football student-athletes have already achieved the goal of earning a bachelor's degree.

51

In its 31-27 win at Duke on Oct. 9, Georgia Tech scored the winning touchdown with 51 seconds to go on a 36-yard pass from **Jeff Sims** to **Adonias Sanders**. It marked the first time that the Yellow Jackets scored a go-ahead, game-winning touchdown with less than a minute to go in regulation for the first time since Dedrick Mills' 4-yard touchdown run with 35 seconds left in a 17-14 win over Boston College on Sept. 3, 2016 in Dublin, Ireland.

74

Seventy-four of the 124 student-athletes on Georgia Tech's 2021 roster are freshmen, eligibility-wise. The roster also includes 23 sophomores, 14 juniors and 13 seniors.

A GEORGIA TECH WIN WOULD ...

- move it to 4-3 overall and 3-2 in ACC play;
- give the Yellow Jackets their most wins in a season under third-year head coach **Geoff Collins** with five regular-season games still to play;
- give it an above-.500 record through seven games for the first time since 2017;
- give it consecutive wins for the first time since it won four-straight games from Oct. 25-Nov. 17, 2018, snapping a nine-game losing streak in games that immediately followed wins;
- be its first win at Virginia since 2013, snapping a three-game skid at Scott Stadium;
- be only its fifth win in 19 all-time games at UVA (5-13-1);
- move it to 22-20-1 all-time versus Virginia.

A GEORGIA TECH LOSS WOULD ...

- drop it to 3-4 overall and 2-3 in ACC play;
- mark the 10th-straight time that it has lost the game that immediately follows a win;
- be its fourth-straight loss at Virginia;
- drop it to 21-21-1 all-time against Virginia and 4-14-1 against the Cavaliers in Charlottesville.

GEORGIA TECH THIRD-YEAR HEAD COACH — GEOFF COLLINS

Geoff Collins, an Atlanta area native and one of college football's most successful and innovative coaches, is in his third season as Georgia Tech football's head coach. He was named the 20th football head coach in Georgia Tech history on Dec. 7, 2018.

Born in Decatur, Ga. and raised in Conyers, Ga., Collins took the reins at Georgia Tech after serving as the head coach at Temple University in 2017 and 2018.

Despite the challenges associated with overhauling Georgia Tech's football culture, including installing a pro-style spread offensive attack after 11 years of option football at Tech, as well as the unprecedented and unexpected obstacles presented by the Covid-19 pandemic, Collins' two-year tenure as the Yellow Jackets' head coach has been marked by a bevy of accomplishments. They include:

- Back-to-back nationally lauded recruiting classes. Collins' first full recruiting class at Georgia Tech in 2020 was ranked No. 24 nationally by *Rivals*, then re-ranked No. 8 nationally by *Bleacher Report* during the '20 season based on the impressive play of Tech's newcomers, which included three true-freshman starters on offense: RB Jahmyr Gibbs (who earned freshman all-America recognition from The Athletic), QB Jeff Sims and RT Jordan Williams. It was only the second top-25 recruiting class in Georgia Tech history, and the first since 2007, a class that was compiled when Collins served as the Yellow Jackets' director of player personnel. His second recruiting class at Tech in 2021 is also a top-20 class when including the rankings of eight highly ranked transfers, six of which have multiple seasons of eligibility remaining. In all, Georgia Tech has added 18 four- or five-star recruits and 13 of the 45 highest-ranked recruits in program history (according to *247Sports*) since the arrival of Collins and his staff in January 2019.

- The development of three NFL Draft picks in two seasons — TE Tyler Davis (2020), WR Jalen Camp (2021) and P Pressley Harvin III (2021). Davis, who was recruited by Collins to come to The Flats as a graduate transfer in 2019, became Georgia Tech's first NFL Draft pick at any position in three years, the first non-specialist to be drafted from Tech in four years, the first Yellow Jacket tight end to be selected in 28 years and, as a sixth-round pick, the highest selection ever for a GT tight end in the NFL Draft. When Camp and Harvin were both selected in 2021, it marked the first time that Tech had multiple picks in the same NFL Draft since 2016.

- Harvin winning the 2020 Ray Guy Award as college football's top punter. Under Collins' tutelage, Harvin became the first Yellow Jacket to win one of college football's major individual awards since Durant Brooks won the Guy Award in 2007 and only the third unanimous All-American in Georgia Tech history, joining Calvin Johnson (2006) and Ken Swilling (1990)

- Memorable victories, including a 28-21 overtime win at Miami in 2019 (Tech's first-ever win over the Hurricanes at Miami's Hard Rock Stadium), a thrilling 16-13 come-from-behind triumph at Florida State to open the 2020 season (the Yellow Jackets' first season-opening true road win since 2007) and a perfect record in nationally televised primetime contests — a 28-26 win over NC State in 2019 and a 46-27 victory over Louisville in 2020.

Prior to taking the reins at Georgia Tech, Collins put together the most successful first two seasons by a head coach in Temple's 121-year football history. Collins compiled 15 wins and led Temple to two bowl games in his two seasons with the Owls, which are both school records for a coach in his first two campaigns at TU.

In his first season at Temple, Collins led the Owls a 28-3 win over Florida International in the 2017 Gasparilla Bowl, which was good for only the third bowl victory in school history and its first since 2011.

He coached the Owls to an 8-4 record and 7-1 mark in the American Athletic Conference in 2018, with Temple's only conference defeat coming at No. 8-ranked and undefeated UCF. The 8-4 campaign earned Temple a berth in the Independence Bowl.

Prior to becoming head coach at Temple, Collins was one of the nation's most respected defensive coordinators, serving in the role at Florida (2015-16), Mississippi State (2013-14, co-DC: 2011-12), FIU (2010) and his alma mater, Western Carolina (2002-05).

Highlights of his career as a coordinator included ranking among the nation's top 10 in total defense in each of his two seasons at Florida (No. 8 in 2015 and No. 5 in 2016), ranking among the top 25 nationally in total defense (18th — 2013) and scoring defense (23rd — 2014) during his two seasons calling plays at Mississippi State and leading the Sun Belt Conference in total defense, scoring defense and turnover margin in his lone campaign at FIU (2010).

He is the only coach to ever be nominated for the Broyles Award, given to college football's top assistant coach, at three different schools (FIU — 2010, Mississippi State — 2014 and Florida — 2015).

Collins' coaching career also includes a pair of prior stints at Georgia Tech. He first came to The Flats as a graduate assistant (1999-2000), then tight ends coach (2001) under head coach George O'Leary from 1999-2001, followed by a year as director of player personnel under head coach Chan Gailey in 2006.

During his initial three seasons at Georgia Tech under O'Leary, the Yellow Jackets were 25-12 with three consecutive bowl appearances. As the Jackets' director of player personnel in 2006, Collins led the efforts to land a recruiting class that included Derrick Morgan (all-American, first-round NFL Draft pick), Morgan Burnett (all-American, third-round NFL Draft pick), Joshua Nesbitt (quarterbacked GT to two ACC Championship Games) and Jonathan Dwyer (the sixth-leading rusher in GT history).

Collins has also served on the staffs at Western Carolina (student assistant — 1993-94), Franklin (N.C.) H.S. (assistant coach — 1995), Fordham (linebackers coach — 1996), Albright (defensive coordinator — 1997-98), Alabama (director of player personnel — 2007) and UCF (linebackers coach/recruiting coordinator — 2008-09).

In all, Collins has recruited and/or coached more than three dozen players that have gone on to play in the National Football League. Among Collins' pupils in the NFL are Philadelphia Eagles All-Pro defensive tackle Fletcher Cox (a consensus All-American at Mississippi State and No. 12 overall pick in the 2012 NFL Draft), Tampa Bay Buccaneers cornerback Vernon Hargreaves (a consensus All-American at Florida and No. 11 overall pick in the 2016 NFL Draft), Atlanta Falcons safety Keanu Neal (the No. 17 overall pick in the 2016 NFL Draft) and Indianapolis Colts cornerback Rock Ya-Sin (who earned first-team all-American Athletic Conference honors at Temple after transferring from Presbyterian College and went on to be selected in the second round of the 2019 NFL Draft).

In addition to being renowned as a coach, strategist and evaluator, Collins is also widely recognized as the nation's top head coach when it comes to branding his football program, particularly when it comes to utilizing social media in branding and recruiting efforts. His expertise in marketing and branding has led to him being a guest lecturer for Georgia Tech's Scheller College of Business executive MBA program and a featured speaker at the 2019 Hashtag Sports conference in New York City. Under Collins, Tech became only

the second college football program in the nation to partner with renowned creative agency J1S and the first program in the nation to enter into a partnership with best-selling author and branding consultant Jeremy Darlow. Collins' focus on giving his student-athletes the resources and tools to assist in building their personal brand is a main reason that Georgia Tech is widely expected to be a place where student-athletes can maximize opportunities in the name, image and likeness era.

Collins' innovations in utilizing social media to aid in recruiting efforts have not only helped Georgia Tech land the two highest-rated recruiting classes in school history, but also helped Alabama sign the No. 1 class in the nation in 2007-08. Alabama's 2008 signing class included running back Mark Ingram, who went on to become the first Heisman Trophy winner in Crimson Tide history in 2009.

As a student-athlete, Collins totaled 194 career tackles as an outside linebacker and defensive back at Western Carolina (1989-92). He had 68 tackles and six tackles for loss as a junior and helped lead WCU to a 7-4 record with 62 stops, including five behind the line of scrimmage, as a senior.

Collins, 50, is married to the former Jennifer Haynes. They have a daughter, Astrid (5).

THE GEOFF COLLINS FILE

Personal

Hometown: Conyers, Ga.
Birthdate: April 10, 1971 (50 years old)
Education: Western Carolina, 1994
Family: Wife: Jennifer; Daughter: Astrid (5)

Coaching Experience

1993-94 — Western Carolina (student assistant)
1995 — Franklin (N.C.) H.S. (assistant coach)
1996 — Fordham (linebackers coach)
1997-98 — Albright (defensive coordinator)
1999-2000 — Georgia Tech (graduate assistant)
2001 — Georgia Tech (tight ends coach)
2002-05 — Western Carolina (defensive coordinator)
2006 — Georgia Tech (recruiting coordinator)
2007 — Alabama (director of player personnel)
2008-09 — UCF (linebackers coach/recruiting coordinator)
2010 — Florida International (defensive coordinator)
2011-12 — Mississippi State (co-defensive coordinator)
2013-14 — Mississippi State (defensive coordinator)
2015-16 — Florida (defensive coordinator)
2017-18 — Temple (head coach)
2019-present — Georgia Tech (head coach)

COLLINS' CAREER HIGHLIGHTS

- 28th season in the college football coaching profession
- 19th season at an NCAA Division I FBS institution
- fifth season as a head coach
- 13 seasons as a defensive coordinator

Head Coaching Experience prior to Georgia Tech

2017 — Temple
7-6 overall, 4-4 AAC
def. Florida International, 28-3, in 2017 Gasparilla Bowl
Temple's first bowl win since 2011, only the third bowl win in school history

2018 — Temple
8-4 overall, 7-1 AAC
only conference loss at No. 8-ranked and undefeated UCF faced Duke in 2018 Independence Bowl

NOTING TECH'S OCT. 9 WIN OVER DUKE

• **Adonias Sanders** hauled in a 36-yard touchdown pass from **Jeff Sims** with 51 seconds to go to lift Georgia Tech to a heart-stopping 31-27 triumph over Duke on Oct. 9 at soggy Wallace Wade Stadium.

• Trailing 27-24 and with no timeouts, Georgia Tech started its game-winning touchdown drive on its own 12 yard line with just 1:42 to go in the game. The Yellow Jackets needed just 51 seconds to march 88 yards in six plays for the winning touchdown.

• Facing third-and-6 from the Duke 36 yard line, Sims threw into the end zone for Sanders, who made an over-the-shoulder catch in tight coverage for the go-ahead score.

• The game-winning touchdown pass from Sims to Sanders marked the first time since a 17-14 win over Boston College in the 2016 season opener in Dublin, Ireland that Tech scored a go-ahead, game-winning touchdown with less than a minute to go in regulation.

• The Yellow Jackets jumped out to a 14-0 lead just 8:07 into the game and led 24-17 going into the fourth quarter, but Duke stormed back to take a 27-24 lead on a 22-yard field goal with 5:06 remaining.

• The win was Georgia Tech's first at Duke since 2013, snapping a three-game losing streak for the Yellow Jackets at Wallace Wade Stadium.

• R-Jr. LB **Ayinde Eley** was named ACC Linebacker of the Week after recording a career-high 14 tackles, including 1.5 for loss. The graduate transfer's previous career high for tackles was 12 vs. Rutgers when he played at Maryland in 2019. His previous high as a Yellow Jacket was 11 in the season opener vs. Northern Illinois (Sept. 4).

• Jr. DB **Juanyeh Thomas** was named ACC Defensive Back of the Week after recording a career-high 11 tackles (prev.: 10 at Syracuse, Sept. 26, 2020) and sealing the victory with an interception at the Georgia Tech 20 yard line with 15 seconds to go in the game.

• For the second-straight game, Fr. RB **Jahmyr Gibbs** had a career-long reception, this time hauling in a 77-yard touchdown catch on the Yellow Jackets' third offensive play of the game. On Oct. 2 versus Pitt, he had a then-career-long 71-yard touchdown reception.

• R-Sr. PR **Azende Rey's** 35-yard punt return, which set up a Georgia Tech field goal in the second quarter, was the longest punt return by a Yellow Jacket since Jamal Golden had a 44-yard return versus Tulane on Sept. 12, 2015.

• Sr. WR **Kyrie McGowan's** 18-yard touchdown reception in the third quarter was his team-best fourth touchdown catch of the season (in just five games).

• Fr. P **David Shanahan** had punts of 56 and 53 yards in the second half, which were the second- and tied for fourth-longest punts of his career, respectively.

GEORGIA TECH-VIRGINIA SERIES HISTORY

• Georgia Tech and Virginia are squaring off for the 43rd time in a series that dates back to 1965.

• The Yellow Jackets and Cavaliers met for 38-straight seasons from 1982, the year prior to Georgia Tech becoming a full-fledged member of the ACC, until 2019. Tech and UVA did not play each other last year due to the ACC's reconfigured schedule caused by the Covid-19 pandemic.

• The Yellow Jackets hold a 21-20-1 advantage in the all-time series.

• The home team has dominated the series, as Georgia Tech is 17-7 all-time against Virginia at home but just 4-13-1 all-time at UVA.

• Georgia Tech has lost three-straight games at Virginia (last win in 2013) and is just 2-12 in its last 14 trips to Scott Stadium (dating back to 1992).

• On Nov. 3, 1990, Georgia Tech claimed one of the most memorable wins in program history versus Virginia, a 41-38 triumph over the top-ranked Cavaliers at Scott Stadium. The Yellow Jackets, which trailed 28-14 at halftime, rallied for the win on Scott Sisson's 37-yard field goal with seven seconds remaining. The victory over No. 1 UVA propelled the Yellow Jackets to their first ACC championship (8-0) and their fourth national title (11-0-1). The win was one of only two that Georgia Tech has ever recorded over the nation's top-ranked team (the other was a 7-6 triumph over No. 1 Alabama on Nov. 17, 1962).

• Virginia head coach Bronco Mendenhall is 4-2 versus Georgia Tech. As head coach at BYU, Mendenhall's Cougars beat GT in 2012 (41-17) and 2013 (38-20). Since Mendenhall's arrival at UVA in 2016, the Cavaliers are 2-2 against the Yellow Jackets.

• This season's game is the earliest on the calendar that the Yellow Jackets and Cavaliers have squared off since they met on Sept. 15, 2012 (a 56-20 Georgia Tech win in Atlanta). Since 2013, five of the last seven GT-UVA matchups have been played in November and none of have been played earlier than Oct. 26.

GEORGIA TECH-VIRGINIA SERIES RESULTS

DATE	RANK		GT RESULT		
	GT	UVA	H/A	W/L/T	SCORE
11/13/1965	—	—	H	W	42-19
11/5/1966	5	—	H	W	14-13
10/5/1974	—	—	H	W	28-24
10/2/1976	—	—	H	W	35-14
11/6/1982	—	—	H	W	38-32
11/3/1983 (TH)	—	—	H	W	31-27
10/13/1984	20	—	A	T	20-20
9/21/1985	—	—	H	L	13-24
9/20/1986	—	—	A	W	28-14
11/7/1987	—	—	H	L	14-23
9/17/1988	—	—	A	L	16-17
9/16/1989	—	—	H	L	10-17
11/3/1990	16/14	1/1	A	W	41-38
9/19/1991 (TH)	17/19	—	H	W	24-21
9/19/1992	22/20	20/19	A	L	24-55
9/16/1993 (TH)	—	25/23	H	L	14-35
10/15/1994	—	—	H	L	7-24
9/16/1995	—	16/17	A	L	14-41
10/5/1996	—	12/11	H	W	13-7
11/8/1997	—	—	A	L	31-35
10/17/1998	25/25	7/6	H	W	41-38
11/6/1999	7/7	—	A	L	38-45
11/9/2000 (TH)	24/-	—	H	W	35-0
11/10/2001	20/17	—	A	L	38-39
10/26/2002	—	—	H	W	23-15
11/22/2003	—	—	A	L	17-29
11/20/2004	—	18/18	H	L	10-30
11/12/2005	24/24	—	A	L	17-27
9/21/2006 (TH)	—	—	H	W	24-7
9/22/2007	—	—	A	L	23-28
10/25/2008	21/21	—	H	L	17-24
10/24/2009	11/13	—	A	W	34-9
10/9/2010	—	—	H	W	33-21
10/15/2011	12/12	—	A	L	21-24
9/15/2012	n/r/v	-/r/v	H	W	56-20
10/26/2013	—	—	A	W	35-25
11/1/2014	—	—	H	W	35-10
10/31/2015	—	—	A	L	21-27
11/19/2016	—	—	H	W	31-17
11/4/2017	—	—	A	L	36-40
11/17/2018	—	—	H	WOT	30-27
11/9/2019	—	—	A	L	28-33

ASSOCIATED PRESS TOP 25 POLL (WEEK 8)

Team (1st-place votes)	Record	Points	Trend
1. Georgia (63)	7-0	1575	-
2. Cincinnati	6-0	1483	+1
3. Oklahoma	7-0	1434	+1
4. Alabama	6-1	1393	+1
5. Ohio State	5-1	1252	+1
6. Michigan	6-0	1214	+2
7. Penn State	5-1	1116	-
8. Oklahoma State	6-0	1082	+4
9. Michigan State	7-0	1076	+4
10. Oregon	5-1	1054	-1
11. Iowa	6-1	1048	-9
12. Ole Miss	5-1	879	+1
13. Notre Dame	5-1	763	+1
14. Coastal Carolina	6-0	736	+1
15. Kentucky	6-1	723	-4
16. Wake Forest	6-0	629	-
17. Texas A&M	5-2	536	+4
18. NC State	5-1	485	+4
19. Auburn	5-2	397	NR
20. Baylor	6-1	378	NR
21. SMU	6-0	358	+2
22. San Diego State	6-0	284	+2
23. Pittsburgh	5-1	177	NR
24. UTSA	7-0	104	NR
25. Purdue	4-2	68	NR

Others receiving votes: Clemson 64, Utah 43, Arkansas 29, BYU 21, Air Force 19, Iowa State 14, Louisiana-Lafayette 13, Florida 7, Arizona State 7, Texas 5, UCLA 4, Houston 2, LSU 2, Virginia 1

USA TODAY COACHES TOP 25 POLL (WEEK 8)

Team (1st-place votes)	Record	Points	Trend
1. Georgia (65)	7-0	1625	-
2. Oklahoma	7-0	1508	+1
3. Cincinnati	6-0	1467	+1
4. Alabama	6-1	1446	+1
5. Ohio State	5-1	1305	+1
6. Michigan	6-0	1299	+1
7. Michigan State	7-0	1158	-2
8. Penn State	5-1	1134	-
9. Oklahoma State	6-0	1093	+3
10. Oregon	5-1	1048	-
11. Iowa	6-1	1031	-9
12. Ole Miss	5-1	826	+2
13. Notre Dame	5-1	816	-
14. Kentucky	6-1	763	-3
15. Wake Forest	6-0	696	+1
16. Coastal Carolina	6-0	675	-1
17. Texas A&M	5-2	580	+1
18. NC State	5-1	528	+3
19. SMU	6-0	399	+4
20. Baylor	6-1	369	NR
21. San Diego State	6-0	334	+3
22. Auburn	5-2	315	NR
23. Pittsburgh	5-1	192	NR
24. Clemson	4-2	146	+1
25. UTSA	7-0	96	NR

Others receiving votes: Iowa State 38, Utah 35, Arkansas 31, BYU 23, Florida 23, Air Force 20, Louisiana-Lafayette 18, Arizona State 18, Purdue 16, Houston 11, Virginia 6, Texas 4, LSU 2, Fresno State 1

Georgia Tech opponents in italics

OFFENSE

• For the majority of observers, the most noticable change when head coach **Geoff Collins** took the reins at Georgia Tech prior to the 2019 season was the transition from the option-based offense that the Yellow Jackets ran under former head coach Paul Johnson for 11 seasons to a spread, pro-style offense.

• Leading the transition to Georgia Tech's spread, pro-style offense is offensive coordinator/quarterbacks coach **Dave Patenaude**. Patenaude also served as the offensive coordinator and quarterbacks coach under Collins for two seasons at Temple (2017-18). With Patenaude at the helm of Temple's offense, the Owls amassed two of the three highest single-season passing totals in school history (3,273 yards in 2017, 3,297 yards in 2018).

• Georgia Tech's season-high 440-yard performance at Duke (Oct. 9) marked the fourth time in six games this season that the Yellow Jackets have surpassed the 400-yard plateau in total offense. Last season, the Yellow Jackets had six 400-yard performances in 10 games. Prior to the beginning of the 2020 season, the Jackets had gone 16 games without compiling 400 yards of total offense, with their last 400-yard game coming on Nov. 3, 2018 at North Carolina.

MOST TOTAL OFFENSE IN A GAME (LAST 32 GAMES)

	Total Yds.	Opponent	Date
1.	523	Duke	Nov. 28, 2020
2.	471	UCF	Sept. 19, 2020
3.	453	at Syracuse	Sept. 26, 2020
4.	450	Louisville	Oct. 9, 2020
5.	440	at Duke	Oct. 9, 2021
6.	438	at Florida State	Sept. 12, 2020
7.	432	Pitt	Oct. 2, 2021
8.	429	Northern Illinois	Sept. 4, 2021
9.	412	Kennesaw State	Sept. 11, 2021
	412	at NC State	Dec. 5, 2020

• Georgia Tech scored the game-winning touchdown at Duke on a 36-yard pass from **Jeff Sims** to **Adonias Sanders** with 51 seconds left in the game. It marked the first time that the Yellow Jackets scored a go-ahead, game-winning touchdown with less than a minute to go in regulation for the first time since Dedrick Mills' 4-yard touchdown run with 35 seconds left in a 17-14 win over Boston College on Sept. 3, 2016 in Dublin, Ireland.

• In the thrilling win at Duke, Tech got the ball back on its own 12 with 1:42 to go and no timeouts remaining, trailing 27-24. The Yellow Jackets needed only 51 seconds to march 88 yards in six plays for the winning score.

• On Oct. 2, Georgia Tech passed for 359 yards against Pitt, which was the Yellow Jackets' most passing yards in a game since they threw for 365 against Western Carolina on Sept. 1, 2011 and their most against an NCAA Division I FBS opponent since they had a school-record 486 passing yards at Virginia on Nov. 10, 2001.

• The Yellow Jackets' 359 passing yards against Pitt rank 10th in Georgia Tech history.

MOST PASSING YARDS IN A GAME (GT HISTORY)

	Passing Yds.	Opponent	Date
1.	486	Virginia	Nov. 10, 2001
2.	454	Clemson	Oct. 28, 2000
3.	416	Duke	Oct. 31, 1987
4.	387	Maryland	Sept. 30, 1999
	387	Florida State	Sept. 11, 1999
6.	373	The Citadel	Sept. 12, 1987
7.	371	Rice	Sept. 30, 1972
8.	365	Western Carolina	Sept. 1, 2011
9.	361	Navy	Nov. 17, 1979
10.	359	Pitt	Oct. 2, 2021

• Georgia Tech's 24 pass completions against Pitt were Georgia Tech's most in a game since 2005 and are tied for its third-most in a game since 2002.

• In all, 14 of the Yellow Jackets' 21 highest completion totals since the beginning of the 2002 season have come in their last 27 games.

MOST COMPLETIONS IN A GAME (SINCE 2002)

	Completions	Opponent	Year	Result
1.	27	at Duke	2003	L, 41-17
2.	25	North Carolina	2005	W, 27-21
3.	24	Pitt	2020	L, 52-21
	24	NC State	2003	W, 29-21
5.	23	at Florida State	2020	W, 16-13
6.	20	at Clemson	2021	L, 14-8
7.	19	Pitt	2020	L, 34-20
8.	18	at Boston College	2020	L, 48-27
	18	UCF	2020	L, 49-21
	18	Middle Tennessee	2012	L, 49-28
11.	17	Kennesaw State	2021	W, 45-17
12.	15	Northern Ill.	2021	L, 22-21
	15	Notre Dame	2020	L, 31-13
	15	at Syracuse	2020	L, 37-20
	15	at Virginia	2019	L, 33-28
	15	at Duke	2019	L, 41-23
	15	at Clemson	2013	L, 55-31
18.	14	at Temple	2019	L, 24-2
	14	USF	2019	W, 14-10
	14	Duke	2014	L, 31-25

• Georgia Tech amassed 313 of its 394 total yards and scored 32 of its 45 points in the second half of its 45-22 victory over No. 21/20 North Carolina (Sept. 25).

• The Yellow Jackets' 261 rushing yards against UNC marked the sixth time since Collins took the helm at Georgia Tech in 2019 that the Yellow Jackets have rushed for at least 260 yards, which is tied for the second-most in the Atlantic Coast Conference since the beginning of the '19 season (Boston College - 8; **Georgia Tech** - 6; North Carolina - 6; Clemson - 5; Syracuse - 5; Virginia Tech - 5).

• The Yellow Jackets' 6.1 yards per carry against UNC was their third-highest yards-per-rush average in three seasons under Collins. Tech has won all three games in which it has averaged at least 6.1 yards per rush since Collins took the helm (2021 vs. UNC - 6.1; 2020 vs. Duke - 7.9; 2019 vs. NC State - 6.2).

• Georgia Tech's 25 first downs against NIU (Sept. 4) were the most that it has recorded in three seasons under Collins and its most in the last 31 games overall, dating back to the Yellow Jackets picking up 27 first downs at North Carolina on Nov. 3, 2018.

• Tech's 17-play, 97-yard touchdown drive in the second quarter against Northern Illinois matched the 11th-longest scoring drive by yards in program history (longest since a 99-yard TD drive at Pitt on Sept. 15, 2018) and the 21st-longest scoring drive by plays in program history (longest since a 17-play field goal drive and 18-play TD drive vs. North Carolina on Sept. 30, 2017).

• Georgia Tech was one of only six NCAA Division I FBS teams with three players that rushed for at least 350 yards through 10 games last season — QB **Jeff Sims** (492), RB **Jahmyr Gibbs** (460) and RB **Jordan Mason** (352). The other teams on the list were Appalachian State, Coastal Carolina, Florida State, Kentucky and Nebraska.

• Through six games this season, Tech is on pace to have three players eclipse the 500-yard mark on the ground — Sims (63.8 ypg), Gibbs (46.5 ypg) and **Dontae Smith** (39.0 ypg). Additionally, Mason (30.0 ypg) is on pace to surpass 400 rushing yards for the season.

• After ranking 125th out of 127 teams nationally last season with 25 turnovers (2.5 per game), Georgia Tech has improved to 40th nationally (fifth in the ACC) with just seven turnovers through six games this season (1.2 per game).

• Since the beginning of last season, Georgia Tech has had an average of 1.3 turnovers per game in wins but has averaged 2.3 turnovers per game in losses.

• According to a formula developed by ESPN, Georgia Tech returned 84% of its offensive production from 2020 in 2021, which ranked 21st nationally.

• Statistically, Georgia Tech returned 96% of its passing yards, 98% of its rushing yards, 69% of its receiving yards and 85% of its scoring from a season ago in 2021.

QUARTERBACKS

• After taking the college football world by storm as a true freshman last season, quarterback **Jeff Sims** missed the better part of the first three games of this season due to an injury sustained in the first half of the season opener versus Northern Illinois (Sept. 4).

• Sims missed the next two full games while recovering from the injury — vs. Kennesaw State (Sept. 11) and at Clemson (Sept. 18).

• Sims returned to game action late in the first half versus No. 21/20 North Carolina (Sept. 25) and in just over a half of play, accounted for 240 yards of total offense and four touchdowns to help lead Tech to a 45-22 win.

• When Sims entered the game versus UNC, Tech trailed 7-6 with 3:23 to go in the first half. Sims led the Yellow Jackets to scores on six of their remaining seven possessions (five touchdowns and one field goal - kneel-downs at the end of each half notwithstanding).

• Sims was especially impressive in the running game against North Carolina, amassing 128 yards and scoring three touchdowns (11, 1 and 50 yards) on just 10 carries (12.8 avg.).

• In the passing game, Sims was an ultra-efficient 10-of-13 for 112 yards and a touchdown against the Tar Heels.

• Despite only playing a little more than a half against UNC, Sims set career highs for rushing yards (128), rushing touchdowns (3) and touchdowns responsible for (4).

• Sims' 174.68 pass-efficiency rating against North Carolina was the second-highest of his career, behind only the 183.41 rating he compiled in last season's 46-27 home win over Louisville.

• Sims' .769 completion percentage against UNC is tied for the 14th-best single-game completion percentage in Georgia Tech history (min. 10 attempts).

• The .769 completion percentage was the highest by a Yellow Jacket (min. 10 attempts) since Joshua Nesbitt completed 78.6% of his passes (11-of-14) against Mississippi State on Oct. 3, 2009.

• Sims is one of only three NCAA Division I FBS student-athletes this season (and one of only two from a Power Five conference) to run for 100 yards, pass for 100 yards, score at least three rushing touchdowns and throw for at least one touchdown in a game.

OFFENSE

QB's WITH 100 RUSH YDS/100 PASS YDS/
3 RUSHING TDs/1 PASSING TD IN A GAME
(NCAA DIVISION I FBS, 2021)

Player	Team	Rush Yds./TD Pass Yds./TD	Opp.
Rocky Lombardi	N. Illinois	119/3/282/1	Maine
Jeff Sims	Georgia Tech	128/3/112/1	UNC
Garrett Shrader	Syracuse	137/3/150/1	FSU

• In recognition of his performance versus North Carolina, Sims was named to both the Davey O'Brien Award Great 8 and Manning Award Stars of the Week lists. Both recognize the top eight performances by college quarterbacks each week.

• The O'Brien and Manning Award weekly honors were the second of Sims' career. He also earned both recognitions after leading Georgia Tech to a 16-13 win at Florida State in his first collegiate game on Sept. 12 of last season.

• Sims put together one of the most prolific passing performances in school history versus Pitt (Oct. 2), completing 24-of-33 passes for 359 yards and two touchdowns. His 24 completions and 359 passing yards were both career highs, while his .727 completion percentage and two touchdown passes both rank second in his 14-game collegiate career.

• Sims' 359 passing yards against Pitt were the eighth-most by an individual in Georgia Tech history, and the most by a Yellow Jacket since George Godsey threw for a school-record 486 yards against Virginia on Nov. 10, 2001.

MOST PASSING YARDS IN A GAME (GT HISTORY)

Player	Pass Yds.	Opponent	Date
1. George Godsey	486	Virginia	Nov. 11, 2001
2. George Godsey	454	Clemson	Oct. 28, 2000
3. Darrell Gast	416	Duke	Oct. 31, 1987
4. Joe Hamilton	387	Maryland	Sept. 30, 1999
Joe Hamilton	387	Florida State	Sept. 11, 1999
6. Eddie McAshan	371	Rice	Sept. 30, 1972
7. Michael Kelley	361	Navy	Nov. 17, 1979
8. Jeff Sims	359	Pitt	Oct. 2, 2021
9. George Godsey	354	Maryland	Nov. 18, 2000
10. Joe Hamilton	341	Georgia	Nov. 27, 1999

• Sims' 24 completions against Pitt are tied for the 16th-most in Georgia Tech history.

• Sims followed up his 359-yard passing performance against Pitt with 297 passing yards at Duke (Oct. 9). The 297 passing yards were the second-most of Sims' career.

• With 656 passing yards in his last two games (359 vs. Pitt, 297 at Duke), Sims has vaulted into 14th place in Georgia Tech history with 2,672 career passing yards (a total he has reached in just 14 career games).

2,000 CAREER PASSING YARDS (GT HISTORY)

Player	Years	Yards
1. Joe Hamilton	1996-99	8,882
2. Shawn Jones	1989-92	8,441
3. Reggie Ball	2003-06	8,128
4. George Godsey	1998-01	6,137
5. Mike Kelley	1978-81	5,249
6. Justin Thomas	2013-16	4,754
7. John Dewberry	1983-85	4,193
8. Eddie McAshan	1970-72	4,080
9. Tevin Washington	2009-12	3,312
10. Josh Nesbitt	2007-10	3,276
11. Donnie Davis	1992-95	3,261
12. Taylor Bennett	2005-07	2,804
13. Kim King	1965-67	2,763
14. Jeff Sims	2020-pres.	2,672
15. A.J. Suggs	2002-03	2,422
16. Billy Lothridge	1961-63	2,394
17. Rick Strom	1983-87	2,199
18. Vad Lee	2012-13	2,157
19. Jim Bob Taylor	1981-82	2,136
20. Tommy Luginbill	1994	2,128
21. Larry Good	1966-68	2,052

JEFF SIMS — GAME-BY-GAME

2020	Rush	Yds.	TD	C-A-I	Yds.	TD	Total Off.
Florida State	13	64	0	23-34-2	277	1	341
UCF	16	82	1	18-36-2	244	1	326
Syracuse	8	41	1	13-28-4	174	1	215
Louisville	7	64	1	11-21-0	249	2	313
Clemson	13	-23	0	6-13-1	81	1	58
Boston College	12	47	1	12-18-1	171	2	218
Notre Dame	12	2	0	15-26-0	150	0	152
Duke	12	108	0	13-23-1	146	3	154
NC State	17	93	1	13-27-0	151	0	244
Pitt	10	14	1	17-31-2	238	2	252
Total	120	492	6	141-257-13	1,881	13	2,119

2021	Rush	Yds.	TD	C-A-I	Yds.	TD	Total Off.
Northern Ill.	6	34	0	3-8-0	21	0	55
Kennesaw St.	— DID NOT PLAY —						
Clemson	— DID NOT PLAY —						
UNC	10	128	3	10-13-0	112	1	240
Pitt	10	38	0	24-33-2	359	2	397
Duke	12	55	1	12-25-2	297	3	352
Total	38	255	4	50-80-2	791	6	1,046
Career	158	747	10	191-337-17	2,672	19	3,419

• Sims ranked among the top 60 nationally in six different official statistical categories in 2020.

JEFF SIMS — NATIONAL/ACC RANKS (2020)

Category	No.	FBS Rank
Rushing Yards by QB	492	16th
Passing Yards/Completion	13.34	30th
Points Responsible For	114	48th
Total Offense/Game	237.3	48th
Passing TDs	13	49th
Passing Yards	1,881	54th

• Sims ranked sixth and eighth, respectively, among all freshmen nationally in 2020 in touchdown passes (13) and passing yards (1,881).

• Sims' 1,881 passing yards last season were the most by a Georgia Tech quarterback through just 10 games since George Godsey had 2,631 yards through 10 games in 2001.

• Since 2000, Sims, Godsey and A.J. Suggs are the only Tech QBs to throw through for at least 1,800 yards through 10 games (Sims: 1,881 - 2020; Suggs: 1,844 - 2002; Godsey: 2,684 - 2000 and 2,631 - 2001).

• In addition to leading Georgia Tech in all passing categories last season, Sims also led the Yellow Jackets in rushing yards (492) and rushing touchdowns (6).

• Sims was one of only 10 NCAA Division I FBS players and the only freshman (true or redshirt) with 100 rushing yards and three touchdown passes in a game last season, a feat he accomplished against Duke (Nov. 28).

• Sims had at least 240 passing yards and 60 rushing yards three times last season (Sept. 12 at Florida State, Sept. 19 vs. UCF and Oct. 9 vs. Louisville). It was an accomplishment that was only achieved 42 times in NCAA Division I FBS over the course of the 2020 season. Sims was one of only two players from a Power Five conference to do it three times, one of only 11 players to do it multiple times and the only true freshman that did it even once.

• Last season, Sims became only the third Yellow Jacket to ever be named ACC Rookie of the Week as many as three times and the fifth to earn the honor multiple times.

GEORGIA TECH PLAYERS TO BE NAMED
ACC ROOKIE OF THE WEEK MULTIPLE TIMES

No.	Player	Pos.	Year
5	Reggie Ball	QB	2003
4	Calvin Johnson	WR	2004
3	Jeff Sims	QB	2020
2	Tobias Oliver	QB	2018
2	Dedrick Mills	RB	2016

• After Sims left the 2021 season opener versus Northern Illinois (Sept. 4) due to injury, redshirt freshman **Jordan Yates** saw the first significant action of his collegiate career.

• Yates responded in a big way, completing 12-of-18 passes for 135 yards and a touchdown and running nine times for 27 yards and another score (all career highs) against NIU. He nearly led the Yellow Jackets to victory after entering the game facing a 14-0 deficit in the second quarter.

• Yates led Georgia Tech to three touchdowns in his eight possessions at the helm against NIU, including a 17-play, 97-yard touchdown drive in his first series behind center.

• Yates was even more impressive the following week in his first-career start versus Kennesaw State (Sept. 11), completing 17-of-23 passes (.739) without an interception for a career-high 254 yards and four touchdowns.

• Yates' four touchdown passes against KSU are tied for the third-most in Georgia Tech history and were the most by a Yellow Jacket since Justin Thomas also threw for four TDs against Georgia Southern on Sept. 13, 2014.

MOST TD PASSES IN A GAME (GT HISTORY)

Player	TD	Opponent	Year
1. Joe Hamilton	5	Clemson	1999
Eddie McAshan	5	Rice	1972
3. Jordan Yates*	4	Kennesaw State	2021
Justin Thomas	4	Georgia Southern	2014
12 others	4		

*most in first-career start

• Yates is one of only 13 Power Five conference quarterbacks to throw for at least 250 yards and four touchdowns while completing at least 70% of his passes in a game this season (those 13 QBs have combined to accomplish the feat a total of 18 times).

250 PASS YDS/4 TD PASSES/70% COMPLETION PCT.
(POWER FIVE - 2021)

Player	Team	Yds./TD/Pct.	Opp.	Date
Caleb Williams	Oklahoma	295/4/.783	TCU	10/16
Bryce Young	Alabama	348/4/.714	Miss. St.	10/16
C.J. Stroud	Ohio State	406/5/.727	Maryland	10/9
C.J. Stroud	Ohio State	330/5/.739	Rutgers	10/2
Sean Clifford	Penn State	401/4/.731	Villanova	9/25
Kenny Pickett	Pitt	403/5/.857	New Hamp.	9/25
Casey Thompson	Texas	303/5/.783	Texas Tech	9/25
Bryce Young	Alabama	313/5/.909	So. Miss.	9/25
B. Armstrong	Virginia	554/4/.722	N. Carolina	9/18
Max Johnson	LSU	372/5/.743	C. Michigan	9/18
Kenny Pickett	Pitt	382/6/.742	W. Michigan	9/18
Tyler Shough	Texas Tech	399/4/.743	FIU	9/18
Jordan Yates	Ga. Tech	254/4/.739	Kenn. St.	9/11
B. Armstrong	Virginia	405/5/.750	Illinois	9/11
Stetson Bennett	Georgia	288/5/.833	UAB	9/11
Payton Thorne	Michigan St.	280/4/.714	Y'town St.	9/11
Jack Coan	Notre Dame	366/4/.743	Florida St.	9/5
Bryce Young	Alabama	344/4/.711	Miami (Fla.)	9/4

• Yates completed 20-of-34 passes (.588) for 203 yards in Georgia Tech's heartbreaking 14-8 defeat at No. 6 Clemson (Sept. 18). The 20 completions were a career high.

• Since the beginning of the 2019 season, Yates is on an elite list of eight quarterbacks who have thrown for at least 200 yards while completing at least 58% of his passes against Clemson's vaunted defense. He is one of only two to accomplish the feat during the regular season.

OFFENSE

200 PASS YDS/58% COMP. PCT. vs. CLEMSON
(SINCE 2019)

Player	Team	Yds./Pct.	Date
Devin Leary	NC State	238/.727	9/25/2021
Jordan Yates	Georgia Tech	203/.588	9/18/2021
Justin Fields	Ohio State	385/.786	1/1/2021+
Ian Book	Notre Dame	219/.714	12/19/2020^
Joe Burrow	LSU	463/.633	1/13/2020*
Justin Fields	Ohio State	320/.652	12/28/2019+
Bryce Perkins	Virginia	266/.628	12/7/2019^
Tua Tagovailoa	Alabama	295/.647	1/7/2019*

* College Football Playoff championship game

+ College Football Playoff semifinal

^ ACC championship game

• For his career, Yates has seen action in 10 games (two as a true freshman in 2019, three in 2020 and all five this season) and completed 60-of-101 passes (.594) for 667 yards and five touchdowns. He has also run for a score.

• Georgia Tech added another reserve quarterback in the offseason in **Trad Beatty**, a graduate transfer from Temple. Beatty, who was recruited to Temple by Collins in 2018, played in five games over three seasons with the Owls (2018-20), including starts versus Tulane and No. 18 SMU in 2020.

RUNNING BACKS

• Joining Sims in taking the college football world by storm as a true freshman in 2020 was running back **Jahmyr Gibbs**.

• Through six games this season, Gibbs leads Georgia Tech in rushing yards (279), kickoff return average (24.5 ypr - first in ACC/27th nationally) and all-purpose yards (155.6 ypg - third in ACC/16th nationally).

• Gibbs eclipsed the 100-yard mark for all-purpose yards for the fourth time in six games this season when he registered 181 all-purpose yards (82 receiving, 40 rushing, 59 kick return) against Duke. The 181 all-purpose yards were the third-most of his 13-game collegiate career.

• Gibbs had a career-long 77-yard touchdown reception on Georgia Tech's third offensive play in the win at Duke. It marked the second-straight game that Gibbs had a career-long reception. His previous career-long came on a 71-yard catch the previous week versus Pitt (Oct. 2).

• Gibbs caught a total of six passes out of the backfield for a career-high 125 yards against Pitt.

• Gibbs' 125 receiving yards against Pitt were the most by a Georgia Tech player since DeAndre Smelter's 132 yards against Wofford on Aug. 30, 2014 and the most by a Yellow Jacket against an NCAA Division I FBS opponent since Stephen Hill's 151 yards against North Carolina on Sept. 24, 2011.

• Gibbs' 125 receiving yards against Pitt were the most by a Georgia Tech running back in 51 years, since Steve Harkey's 132 yards against South Carolina on Sept. 12, 1970.

• Gibbs' 197 all-purpose yards against Pitt (125 receiving, 82 kick return, -10 rushing) were the second-most of his collegiate career, behind only his 219 all-purpose yards vs. UCF on Sept. 19 of last season.

• In his 2021 debut (and only the eighth game of collegiate career) against Northern Illinois (Sept. 4), Gibbs recorded 178 all-purpose yards — 99 rushing, 17 receiving and 62 on kickoff returns.

• Gibbs' 99 rushing yards against NIU was the second-highest rushing total of his career, behind only last season's 105 rushing yards at Syracuse (Sept. 26).

• Against Kennesaw State (Sept. 11), Gibbs tallied 142 all-purpose yards — 56 rushing, 44 receiving and 43 on kick returns.

• Gibbs needs just 191 all-purpose yards to reach the 2,000-yard mark for his career.

• If he maintains his current career pace of 139 all-purpose yards per game, Gibbs will move into Georgia Tech's all-time top 20 for all-purpose yards by the end of the regular season (No. 20 Cory Collier amassed 2,514 career all-purpose yards at Tech from 1983-86).

JAHMYR GIBBS - GAME-BY-GAME

2020	Rush	Yds.	TD	Rec.	Yds.	TD	KR/Yds.	Purp.	All-Purp.
FSU									— DID NOT PLAY —
UCF	15	66	1	4	60	1	2/93	219	
S'cuse	18	105	0	2	26	1	3/44	175	
L'ville	13	61	1	2	60	1	0/0	121	
Clemson	15	67	0	3	23	0	0/0	90	
BC	8	9	0	4	37	0	3/68	114	
ND	14	61	0	5	49	0	0/0	110	
Duke	6	91	2	4	48	0	0/0	139	
NCSU									— DID NOT PLAY —
Pitt									— DID NOT PLAY —
Total	89	460	4	24	303	3	8/205	968	
2021	Rush	Yds.	TD	Rec.	Yds.	TD	KR/Yds.	Purp.	All-Purp.
NIU	20	99	0	3	17	0	3/62	178	
KSU	9	56	0	2	44	0	1/42	142	
Clemson	11	30	0	2	17	0	1/16	63	
UNC	13	64	1	2	16	0	0/0	80	
Pitt	10	-10	0	6	125	0	3/82	197	
Duke	14	40	0	3	82	1	3/59	181	
Total	77	279	1	18	301	1	11/262	841	
Career	166	739	5	42	604	4	19/466	1,809	

• Despite playing in just six-and-a-half games last season, Gibbs became the first NCAA FBS Division I true freshman this millennium with at least 450 rushing yards, 300 receiving yards and 200 kickoff return yards in his team's first eight games of the season.

• Since 2000, Gibbs is one of only seven Power Five players overall with 450 rushing yards/300 receiving yards/200 kickoff return yards in his team's first eight games, joining Reggie Bush (USC - 2004), Marion Grice (Arizona State - 2013), Christian McCaffery (Stanford - 2015), Joe Mixon (Oklahoma - 2016), Saquon Barkley (Penn State - 2017) and Lynn Bowden, Jr. (Kentucky - 2019).

• Last season, Gibbs became the first Georgia Tech player with 450 rushing yards, 300 receiving yards and 200 kickoff return yards in a single-season since Orwin Smith in 2011.

• Twice in his seven games last season, Gibbs had at least 60 rushing yards, 60 receiving yards, one rushing touchdown and one receiving touchdown (Sept. 19 vs. UCF and Oct. 9 vs. Louisville). It was an accomplishment that was only achieved 14 times in NCAA Division I FBS in 2020. Gibbs and Clemson's Travis Etienne were the only Power Five conference players to do it multiple times.

• In last season's collegiate debut against UCF, Gibbs became only the third ACC player since 2000 to compile at least 60 rushing yards, 60 receiving yards and 90 kickoff return yards in a game, joining Duke's Deon Jackson (Oct. 27, 2018 vs. Pitt) and Clemson's C.J. Spiller (Oct. 24, 2009 vs. Miami).

• The second head of Georgia Tech's multi-headed monster at running back is Jr. **Jordan Mason**. Mason ranks fourth on the squad with 180 rushing yards through six games this season.

JORDAN MASON - GAME-BY-GAME

2018	Rush	Yds.	TD	Rec.	Yds.	TD	All-Purp.
Alcorn St.	11	85	1	0	0	0	85
USF	13	95	0	0	0	0	95
Pitt	10	94	0	1	2	0	96
Clemson	4	30	0	0	0	0	30
Bowling Green	7	61	2	0	0	0	61
Louisville	13	78	1	0	0	0	78
Duke	12	39	0	0	0	0	39
Virginia Tech	12	82	3	0	0	0	82
North Carolina	12	40	0	0	0	0	40
Miami (Fla.)	5	24	0	0	0	0	24
Virginia	3	9	0	0	0	0	9
Georgia	1	3	0	0	0	0	3
Minnesota	5	19	0	0	0	0	19
2018 Total	108	659	7	1	2	0	661
2019	Rush	Yds.	TD	Rec.	Yds.	TD	All-Purp.
Clemson	13	72	1	0	0	0	72
USF	20	99	1	3	15	0	114
The Citadel	11	78	2	1	11	0	89
Temple	5	8	0	2	17	0	25
North Carolina	8	62	1	0	0	0	62
Duke	18	106	0	1	2	0	108
Miami (Fla.)	20	141	1	0	0	0	141
Pitt	15	56	0	0	0	0	56
Virginia	19	94	1	0	0	0	94
Virginia Tech	5	5	0	0	0	0	5
NC State	22	141	0	0	0	0	141
Georgia	16	37	0	0	0	0	37
2019 Total	172	899	7	8	45	0	942

2020	Rush	Yds.	TD	Rec.	Yds.	TD	All-Purp.
Florida St.	14	55	1	1	18	0	73
UCF							— DID NOT PLAY —
Syracuse							— DID NOT PLAY —
Louisville							— DID NOT PLAY —
Clemson							— DID NOT PLAY —
Boston Col.	6	27	0	1	37	0	64
Notre Dame	7	25	1	1	-2	0	23
Duke	21	105	0	1	6	0	111
NC State	21	99	0	2	8	0	107
Pitt	13	41	0	1	5	0	46
2020 Total	82	352	2	7	72	0	424
2021	Rush	Yds.	TD	Rec.	Yds.	TD	All-Purp.
NIU	15	96	0	0	0	0	96
KSU	6	11	0	1	6	0	17
Clemson	9	20	0	0	0	0	20
UNC	8	42	0	0	0	0	42
Pitt	2	2	0	1	2	0	4
Duke	5	9	0	0	0	0	9
2021 Total	45	180	0	2	8	1	188
Career	407	2,090	16	18	127	1	2,215

• With 96 rushing yards in the season opener against Northern Illinois (Sept. 4), Mason became the 17th player overall and 13th running back in Georgia Tech history with 2,000 career rushing yards.

• With 20 yards versus No. 6 Clemson (Sept. 18), Mason passed William Bell (2,206 rushing yards - 1989-93) and Zach Laskey (2,033 yards - 2011-14) to move into 15th on Georgia Tech's all-time rushing list.

• Mason needs 99 yards to catch the next name on Georgia Tech's all-time rushing list, his former teammate, QB TaQuon Marshall.

OFFENSE

2,000 CAREER RUSHING YARDS — GT HISTORY

Player	Years	Yards
1. Robert Lavette	1981-84	4,066
2. Jerry Mays	1985-89	3,699
3. Eddie Lee Ivery	1975-78	3,517
4. Tashard Choice	2005-07	3,365
5. P.J. Daniels	2002-05	3,346
6. Jonathan Dwyer	2007-09	3,226
7. Joshua Nesbitt	2007-10	2,806
8. Joe Burns	1998-01	2,634
9. Justin Thomas	2013-16	2,412
10. C.J. Williams	1994-96	2,365
11. David Sims	1974-76	2,274
12. David Sims	2010-13	2,252
13. Tevin Washington	2009-12	2,225
14. TaQuon Marshall	2015-18	2,189
15. Jordan Mason	2018-pres.	2,090
16. Zach Laskey	2011-14	2,033
17. William Bell	1989-93	2,026

• Mason's 96-yard rushing performance in the season opener against NIU marked the 10th time in his career that he has rushed for at least 94 yards in a game. In a bit of tough luck, he has only gone over the 100-yard mark four times in those 10 games, as he has finished with 94 yards twice, 95 once, 96 once and 99 twice.

• Since Mason made his collegiate debut in 2018, his six games with between 94-99 rushing yards are the most in all of NCAA Division I FBS.

GAMES WITH 94-99 RUSHING YDS. - FBS (SINCE 2018)

Player	Team	No.
Jordan Mason	Georgia Tech	6
Zonovan Knight	NC State	4
Trey Ragas	La.-Lafayette	4
Stevie Scott	Indiana	4
10 tied		3

• In fact, since Mason's debut in 2018, no FBS player has rushed for between 90-99 yards more times than Mason's six (La.-Lafayette's Elijah Mitchell did it five times).

• In 407 career carries, Mason has been held to negative yardage only 39 times.

• Since the beginning of the 2018 season, Mason is one of only 10 players that has averaged at least 5.5 yards per rush on a minimum of 13 carries in a game against six-time-defending ACC champion Clemson, and one of only six to accomplish the feat during the regular season.

PLAYERS THAT HAVE AVERAGED 5.5 YDS/RUSH vs. CLEMSON SINCE 2018 (MIN. 13 ATT.)

Player	Team	Avg.	Date
Sean Tucker	Syracuse	7.1	10/15/2021
Trey Sermon	Ohio State	6.2	1/1/2021+
Darrin Hall	Pitt	6.1	12/1/2018^
Zamir White	Georgia	5.7	9/4/2021
Jordan Mason	Georgia Tech	5.5	8/29/2019
Michael Carter	North Carolina	6.2	9/28/2019
J.K. Dobbins	Ohio State	9.7	12/28/2019+
Clyde Edwards-Helaire	LSU	6.9	1/13/2020*
D'Eriq King	Miami (Fla.)	6.0	10/10/2020
Kyren Williams	Notre Dame	6.1	11/7/2020

* College Football Playoff championship game

+ College Football Playoff semifinal

^ ACC championship game

• Rounding out perhaps the deepest stable of running backs in all of college football are sophomores **Dontae Smith** and **Jamious Griffin**.

• On just 34 carries this season, Smith has registered 234 yards (6.9 avg.) and three touchdowns.

• Smith's three touchdowns this season give him six career touchdowns in just 87 carries (one TD every 14.5 carries).

• Smith is averaging a gaudy 6.8 yards per rush for his career (595 yards on 87 carries).

• Smith is currently leading Georgia Tech's running backs in yards per rush (6.9 avg.) for the second-straight season. He led the Yellow Jackets with a 6.9 yards-per-carry average in 2020 (min. 10 carries).

• Head coach **Geoff Collins** has dubbed the Yellow Jackets' top trio of running backs Thunder (Mason), Lightning (Gibbs) and Dynamite (Smith).

• Griffin rushed for 229 yards last season (fourth on the team) and two touchdowns despite playing in only seven games.

WIDE RECEIVERS

• **Jr. Malachi Carter** and Sr. **Kyric McGowan** have been an impressive one-two punch at wide receiver for Georgia Tech through six games this season.

• Carter leads Georgia Tech in receptions (23) and receiving yards (378) this season, and leads wideouts in yards per reception (16.4 - min. three receptions).

• Carter made one of college football's top catches of the season versus North Carolina (Sept. 25), when he leapt high over a UNC defensive back to haul in a fade pass in the end zone from QB Jeff Sims. Carter made the catch over the defender but, as the defender was riding him out-of-bounds, had the wherewithal to find the end zone with his toe as he fell to the ground for the acrobatic touchdown reception.

• Carter put up one of the best recent performances by a wide receiver by a Georgia Tech receiver in a season opener when he caught six passes for a career-high 92 yards and a touchdown against Northern Illinois (Sept. 4).

• Carter's 92 receiving yards against NIU were the most by a Georgia Tech wide receiver in a season opener since DeAndre Smelter had 132 yards in the 2014 opener against Wofford and the most by a Yellow Jacket wideout in a season opener against an NCAA Division I FBS opponent since Calvin Johnson had 111 yards against Notre Dame in 2006.

• McGowan, a graduate transfer from Northwestern, leads Georgia Tech with four touchdown receptions in just five games this season (he missed the Oct. 2 game vs. Pitt due to injury).

• Despite missing a game, McGowan's four touchdown catches this season are still tied for seventh in the ACC and 50th nationally.

• McGowan also ranks second on the team in receptions (19), receiving yards (283) and yards per reception (14.9 - min. three receptions).

• McGowan's three touchdown catches in his first two games at Georgia Tech (one vs. Northern Illinois on Sept. 4, two vs. Kennesaw State on Sept. 11) were more than he had in 42 career games coming into this season (2).

• McGowan became only the third Yellow Jacket with three touchdown catches in the first two games of a season since 2000, joining Stephen Hill (3 - 2011) and Calvin Johnson (3 - 2006; 3 - 2004).

• With 91 receiving yards and two touchdowns versus Kennesaw State (Sept. 11), McGowan became the first Yellow Jacket with at least 90 receiving yards and two touchdown catches in a game since Clinton Lynch versus Duke on Oct. 29, 2016.

• R-Jr. **Adonias Sanders** has become one of Georgia Tech's most reliable receivers with 43 receptions for 597 yards over the past 24 contests (beginning with the fifth game of the 2019 campaign vs. North Carolina). Prior to his current 24-game stretch, Sanders had just three receptions for 25 yards over the first two-plus seasons of his collegiate career.

• Sanders made one of the biggest catches by a Georgia Tech wideout in recent memory when he hauled in a 36-yard touchdown reception with 51 seconds remaining in the Yellow Jackets' 31-27 win at Duke (Oct. 9).

• Sanders was the hero of Tech's game-winning six-play, 88-yard touchdown drive in the waning minutes at Duke. In addition to his 36-yard touchdown catch, he also hauled in a 37-yard reception on the third play of the series. In all, he accounted for 73 of the Yellow Jackets' 88 yards on the game-winning drive.

• Fr. **Nate McCollum** had a breakout performance against Pitt (Oct. 9) with three receptions for 49 yards, both career highs.

• Sanders and McCollum accounted for Georgia Tech's two touchdown receptions against Pitt. Sanders' 4-yard touchdown catch was his first of the season and second of his career, while McCollum's 44-yard score was the first of his career.

• True Fr. WR **Malik Rutherford** also had a breakout performance versus Pitt. The 5-9, 138-pounder hauled in the first five receptions of his career for 62 yards against Pitt.

TIGHT ENDS

• In 2019, Georgia Tech reintroduced the tight end position to its offense for the first time since 2007, as former head coach Paul Johnson's double-slot option-based offense did not utilize tight ends.

• The only tight end on Georgia Tech's roster that had any collegiate game experience at the position going into the 2019 season was **Tyler Davis**, a graduate transfer from UConn, who wound up catching 17 passes for 148 yards and a touchdown for Tech in '19.

• Davis went on to become the first Georgia Tech tight end selected in the NFL Draft in 28 years (since Tom Covington — San Francisco 49ers, 1992) when the Jacksonville Jaguars took him with their sixth-round pick (No. 206 overall) in the 2020 draft. No Tech tight end has ever been selected higher in the NFL Draft than Davis.

• Davis' departure left Tech with only two tight ends on its roster with any game experience at the position in 2020 — true sophomores **Dylan Deveney** and **Dylan Leonard**.

• For the second-straight season, the injury bug has bit Georgia Tech's tight ends corps in 2021. Deveney has missed four of the Yellow Jackets' first six games while Leonard has missed one. Both were out for Tech's 31-27 win at Duke on Oct. 9.

• Due in large part to the missed time, Deveney and Leonard have combined for just five catches for 21 yards this season.

• Deveney made his season debut at Clemson (Sept. 18) and set a career-high with four receptions against the Tigers' staunch defense (prev. career high: 2, 3 times - last vs. Pitt on Dec. 10, 2020).

OFFENSE

• Deveney and Leonard each missed three of Georgia Tech's 10 games last season. In just seven games apiece, they combined to catch seven passes for 61 yards and one touchdown.

• One of the best stories on Georgia Tech's roster is Jr. TE **Jack Coco**, who lost 40 pounds in the 2020 offseason to transition from offensive line to tight end. Coco, who caught four passes for 22 yards while playing all 10 games last season, received a scholarship during the 2021 offseason.

OFFENSIVE LINE

• Georgia Tech's offensive line has paved the way for an offensive resurgence that has seen the Yellow Jackets post the nine highest yardage totals of the **Geoff Collins** era over the past 14 games.

• The offensive linemen on Georgia Tech's 2021 roster have combined for a whopping 253 collegiate games played and 181 starts.

GEORGIA TECH OFFENSIVE LINE START CHART

	Career Games	Career Starts	2021 Starts	Consec. Starts
C/LG Kenny Cooper	43	27	4	1
RG/LG/C Mikey Minhan	25	22	6	20
C/LG William Lay III	17	9	1	—
RT Jordan Williams	16	13	4	4
RG Ryan Johnson*	52	35	6	16
RG Kenneth Kirby #	36	34	—	—
LT Devin Cochran ^	38	38	6	6
RT/LG Nick Pendley%	9	2	2	—
OL Paula Vaipulu	3	1	1	1
OL Michael Maye	13	—	—	—
OL Weston Franklin	1	—	—	—
TOTALS AT GT	145	91		
CAREER TOTALS	253	181		

* includes 36 games played and 19 starts at Tennessee (2017-19)

includes 34 games and 35 starts at Norfolk State (2017-19)

^ includes 32 games played and 32 starts at Vanderbilt (2016-19)

% includes six games played at Mississippi State (2019-20)

• The offensive front has paved the way for Georgia Tech to rush for 250-plus yards twice this season — 271 vs. Northern Illinois (Sept. 4) and 261 vs. 21/20 North Carolina (Sept. 25).

• Tech averaged better than five yards per carry against both NIU (5.3 avg.) and UNC (6.1 avg.).

• Perhaps no Georgia Tech position group has been besieged by injuries this season like the offensive line. While LT **Devin Cochran**, RG **Ryan Johnson** and C **Mikey Minihan** have all made all six starts this season and RT **Jordan Williams** has played in all six games, the vast majority of the Yellow Jackets' top seven linemen coming into the season (a group that also include LG Kenny Cooper and reserves Nick Pendley and Kenneth Kirby) have missed time or played through significant injuries this season.

DEFENSE

TEAM

• Dubbed the "Minister of Mayhem," Georgia Tech head coach **Geoff Collins** has been known for putting together some of college football's top defenses over the past nine seasons — first as defensive coordinator at Mississippi State (2011-14) and Florida (2015-16), then as head coach at Temple (2017-18) and Georgia Tech.

- Over the past 10 seasons, Collins' defenses have:
 - ranked in top 20 nationally in total defense three times (twice in top 8)
 - ranked in top 25 in scoring defense four times (twice in top 12)
 - ranked in top 30 in passing defense five times (twice in top 13)
 - ranked in top 45 in pass efficiency defense seven times (four times in top 22)
 - ranked in top 35 in turnovers gained six times (twice in top 6)
 - ranked in top 15 in interceptions four times (twice in top 10)
 - ranked in top 25 in sacks four times (twice in top 15)

• Through six games this season, Georgia Tech's defense ranks among the top 30 nationally in three different statistical categories.

GT DEFENSE — 2021 NATIONAL/ACC RANKS

Category	No.	FBS Rank	ACC Rank
Fumble Recoveries	6	t-19th	3rd
Defensive Touchdowns	1	t-25th	t-3rd
Red Zone Defense	.750	t-28th	t-6th

• Georgia Tech's recent defensive performance has been especially impressive considering that each of the last three offenses that it has faced currently rank among the top 20 nationally in total offense — Pitt (fifth), Duke (18th) and North Carolina (19th).

• The challenging stretch continues on Saturday when the Yellow Jackets face Virginia, which brings the nation's No. 6-ranked total offense (526.1 ypg) and No. 2-ranked passing offense (405.9 ypg) into the contest.

• Collins' and Thacker's aggressive, attacking style of defense was also on display last season, as Georgia Tech finished among the national leaders in fumble recoveries (12 - No. 2 nationally) and turnovers gained (18 - No. 25 nationally) in 2020.

• Since the beginning of 2019 (Collins' first season at Georgia Tech), the Yellow Jackets' 26 fumble recoveries rank third nationally.

MOST FUMBLE RECOVERIES SINCE 2019 (FBS)

1. Notre Dame	33
2. Illinois	28
3. Georgia Tech	26
Tulsa	26
UCF	26
6. Syracuse	25
Fresno State	25
8. Ohio State	24
SMU	24
Temple	24
Texas State	24
UTSA	24
Wake Forest	24

• Additionally, Tech's 27 total takeaways since the beginning of last season are tied for 28th nationally.

MOST TOTAL TAKEAWAYS SINCE 2020 (FBS)

1. Cincinnati	39
Iowa	39
3. Alabama	34
4. Hawaii	33
UTSA	33
6. LSU	32
7. East Carolina	31
Georgia Southern	31
Middle Tennessee State	31
Notre Dame	31
Troy	31
UCF	31
Wake Forest	31
14. Duke	30
Louisiana	30
Ohio State	30
Oklahoma	30
Syracuse	30
19. Clemson	29
Pitt	29
21. Baylor	28
Boston College	28
Indiana	28
Marshall	28
Northwestern	28
Rutgers	28
Texas	28
28. Georgia Tech	27
7 tied at	27

• Since the beginning of last season, Georgia Tech has forced an average of 3.0 turnovers per game in wins but has averaged just 0.9 takeaways per game in losses.

• Yellow Jackets that record takeaways have the opportunity to sign the "Get The Ball Board" on Georgia Tech's sideline. Introduced by Collins when he was the defensive coordinator at Western Carolina in 2002, the "Get The Ball Board" has evolved from players simply adorning the board with their signatures to signing with their social media handles, an incentive that has become even more valuable with the dawn of name, image and likeness opportunities for student-athletes.

#GETTHEBALL — 2021 GEORGIA TECH TAKEAWAYS

Player (Twitter Handle)	Type	Opp.
1. Quez Jackson (@TheMenace_4)	FR	NIU
2. Jordan Domineck (@jdomineck16)	FR	KSU
3. Charlie Thomas (@L3G3ND_25)	INT	KSU
4. Charlie Thomas (@L3G3ND_25)	INT	KSU
5. Myles Sims (@simsmyles)	FR	CLEM
6. Quez Jackson (@TheMenace_4)	FR	UNC
7. Dijmon Brooks (@dijmoskie_69)	FR	UNC
8. Demetrius Knight II (@iam_the1knight)	FR	UNC
9. Juanyeh Thomas (STG_Yeh1)	INT	Duke

• Georgia Tech's defense stymied one of the nation's top offenses in a 45-22 win over No. 21/20 North Carolina (Sept. 25).

• Georgia Tech held North Carolina, which entered the game ranked sixth nationally in total offense, to 22 points and 369 total yards, nearly 21 points and 185 yards below their season averages of 42.7 points and 553.3 yards per game coming in.

• Georgia Tech recorded eight sacks in the win over North Carolina, its most in a game since it had eight at Duke on Nov. 10, 2007. Five of the Yellow Jackets' eight sacks came in the first half.

DEFENSE

• Tech's eight sacks against UNC are tied for fifth in single-game program history.

MOST TEAM SACKS IN A GAME (GT HISTORY*)

Sacks	Opponent	Date
1. 11	Maryland	Oct. 6, 1990
11	Maryland	Oct. 9, 1993
3. 9	NC State	Sept. 14, 1985
9	Notre Dame	Sept. 1, 2007
5. 8	North Carolina	Sept. 25, 2021
8	Three additional times	

* GT official team sacks statistics date back to 1990

• For the season, Georgia Tech is averaging 2.0 sacks per game, which represents a significant improvement since the Jackets ranked 116th out of 129 NCAA Division I FBS teams with 1.3 sacks per game in 2018, the season before Collins' arrival on The Flats.

GEORGIA TECH TEAM SACKS PER GAME

2018.....	1.3
2019.....	1.4
2020.....	2.1
2021.....	2.0

• Georgia Tech's defense also recorded 13 tackles for loss in the win over North Carolina, its most in a game since it had 14 against Gardner-Webb on Oct. 11, 2008, and its most against an ACC opponent since it had 14 against Clemson on Sept. 29, 2007. Ten of the Yellow Jackets' 13 tackles for loss came in the first half.

• Tech's 13 tackles for loss against UNC are tied for fifth in single-game program history.

MOST TEAM TACKLES FOR LOSS IN A GAME (GT HISTORY*)

TFL	Opponent	Date
1. 19	Notre Dame	Sept. 1, 2007
2. 18	Auburn	Sept. 6, 2003
3. 17	Maryland	Nov. 22, 1997
17	Clemson	Sept. 29, 2001
5. 16	NC State	Oct. 4, 2003
6. 15	Florida State	Dec. 1, 2001
15	NC State	Nov. 6, 2004
8. 14	Navy	Sept. 16, 2000
14	Clemson	Sept. 29, 2007
14	Gardner-Webb	Oct. 11, 2008
11. 13	North Carolina	Sept. 25, 2021
13	Four additional times	

* GT official team tackles for loss statistics date back to 1997

• The Yellow Jackets have recorded double-digit tackles for loss for three times this season — 13 vs. UNC and 10 apiece vs. Kennesaw State (Sept. 11) and Duke (Oct. 9).

• For the season, Tech is averaging 5.8 tackles for loss per game, more than one-and-a-half more per contest than it averaged the season prior to Collins' arrival (2018), when the Jackets ranked 125th out of 129 NCAA Division I FBS teams with 4.2 TFL.

GEORGIA TECH TEAM TFL PER GAME

2018.....	4.2
2019.....	5.1
2020.....	6.2
2021.....	5.8

• North Carolina's 63 total rushing yards were the fewest allowed by Georgia Tech since 2018 and tied for the third-fewest that the Yellow Jackets have surrendered since 2014.

FEWEST RUSHING YARDS ALLOWED IN A GAME (SINCE 2014)

Opp. Rush Yds.	Opponent	Date
1. 22	Virginia	Nov. 1, 2014
2. 37	Pitt	Sept. 23, 2017
3. 63	North Carolina	Sept. 25, 2021
63	Bowling Green	Sept. 29, 2018

• Prior to the stellar defensive performance against North Carolina, Georgia Tech's defense also turned in a memorable performance when it limited No. 6 Clemson to 14 points and 284 yards of total offense in the narrow 14-8 defeat (Sept. 18).

• Clemson's 14 points against Georgia Tech marked the first time that the Tigers scored fewer than 20 points in an ACC game since a 28-6 loss to Tech on Nov. 15, 2014.

• Clemson's 284 yards of total offense against Georgia Tech marked the first time that the Tigers were held to under 300 yards in an ACC game since they managed just 190 yards during the 28-6 loss to Tech in 2014.

• Georgia Tech limited Clemson to just 126 passing yards, marking the first time since 2018 (118 passing yards in ACC championship game vs. Pitt), the first time in a regular-season game since 2015 (97 passing yards vs. Notre Dame) and only the 15th time since 2000 that the Tigers were held to 130 passing yards or less in a game.

• Of the 16 times since 2000 that Clemson has had 130 passing yards or less, Georgia Tech has been the opponent four times (2006, 2009 ACC championship game, 2014).

• Georgia Tech's safety with seven seconds to go in the fourth quarter at Clemson was the Yellow Jackets' first safety since Sept. 29, 2019 at Temple.

• On Sept. 11, Georgia Tech limited Kennesaw State's high-powered option offense to just 272 total yards, including just 161 on the ground (3.7 avg.), well below its current season averages of 372.0 total yards per game, 277.3 rushing yards per game and 4.7 yards per rush.

• The Yellow Jackets' stout defensive effort versus KSU was buoyed by their 10 tackles for loss, which at the time was their most in a game since they also had 10 TFL versus Alabama A&M on Nov. 23, 2013.

• For much of the season opener against Northern Illinois (Sept. 4), Tech's defense turned in one of its best performances of the Collins' era. Most notably, at the time, NIU's 301 yards were the second-fewest that the Yellow Jackets have allowed in three seasons under Collins, behind only the 261 surrendered against USF on Sept. 7, 2019.

• Additionally, Tech did not allow NIU to pick up a first down on eight of its 12 defensive series. The eight defensive series without a surrendering a first down were the Yellow Jackets' most in a game since it held Virginia without a first down on eight different series on Nov. 4, 2017.

• Since the beginning of the 2019 season, Georgia Tech has held 13-of-28 opponents to 200 passing yards or less (169 vs. USF, Sept. 7, 2019; 30 vs. The Citadel, Sept. 14, 2019; 124 at Temple, Sept. 28, 2019; 176 at Duke, Oct. 12, 2019; 200 at Miami, Oct. 19, 2019; 198 at Florida State, Sept. 12, 2020; 194 at Syracuse, Sept. 26, 2020; 145 at Boston College, Oct. 24, 2020; 199 vs. Notre Dame, Oct. 31, 2020; 196 vs. Pitt, Dec. 10, 2020; 136 vs. Northern Illinois, Sept. 4, 2021; 111 vs. Kennesaw State, Sept. 11, 2021; 126 vs. No. 6 Clemson, Sept. 18, 2021).

• Tech's 13 games with opponents passing for 200 yards or less since 2019 rank third in the ACC and are tied for 13th among all Power 5 conference teams.

GAMES HOLDING OPPONENTS TO 200 PASSING YDS. OR LESS — POWER FIVE (SINCE 2019)

1.	Alabama	18
2.	Missouri	16
	Notre Dame	16
	Penn State	16
5.	Georgia	15
	Kentucky	15
	Michigan	15
	Minnesota	15
	Pitt	15
	Wisconsin	15
11.	Miami (Fla.)	14
	Texas A&M	14
13.	Georgia Tech	13
	8 others tied	13

• Late last season, Georgia Tech also held consecutive opponents to less than 100 rushing yards (68 vs. Duke on Nov. 28 and 88 on Dec. 5 at NC State) for the first time since it limited Mercer and Vanderbilt to 85 yards on the ground apiece on Sept. 10 and 17, 2016.

• Prior to last season, Tech had not held NCAA Division I FBS opponents to less than 100 yards on the ground in consecutive games since 2013, when it achieved the feat against Virginia (68 yds. on Oct. 26) and Pitt (-5 yds. on Nov. 2).

• Georgia Tech boasts one of the nation's most experienced secondaries in 2021. The Yellow Jackets' defensive backs have combined to make 139 career starts (**Tariq Carpenter** - 37, **Tre Swilling** - 34, **Juanyeh Thomas** - 27, **Zamari Walton** - 22, **Wesley Walker** - 10, **Myles Sims** - 2, **Tobias Oliver** - 5, **Jaylon King** - 1 and **Derrick Allen** - 1). That ranks third nationally among all Power Five conference teams, behind only Indiana (167) and Oklahoma State (144). (credit: Penn State Athletics).

INDIVIDUAL

• Three Georgia Tech linebackers — Jr. **Quez Jackson**, r-Jr. **Ayinde Eley** and Jr. **Charlie Thomas** — all rank among the top 10 in the ACC and the top 75 nationally in total tackles.

• Most notably, Jackson leads the ACC and is tied for 6th nationally with 61 tackles in six games (10.2/gm). He is followed by Eley's 55 stops (9.2/gm - third in ACC, 20th nationally) and Thomas' 47 (7.8/gm - 9th in ACC, 73rd nationally).

• Additionally, Jr. DB **Juanyeh Thomas** has 42 tackles on the season, giving Georgia Tech four student-athletes with at least 40 tackles through six games this season.

• Tech is the only team in the ACC and one of only five across Power Five conferences with at least four players with 40 or more tackles this season.

TEAMS WITH 4 PLAYERS WITH 40 TACKLES — POWER FIVE (2021)

1.	Arkansas	5
	Nebraska	5
3.	Georgia Tech	4
	Michigan	4
	Tennessee	4

• Of the 11 total NCAA Division I FBS teams that have four or more players with 40 tackles, Georgia Tech is the only team that has only played six games this season.

• Jackson has recorded double-digit tackles four times this season (10 vs. Kennesaw State on Sept. 11, 10 vs. North Carolina on Sept. 25, 14 vs. Pitt on Oct. 9, 12 at Duke on Oct. 9) and six times in the last 10 games, dating back to last season vs. Notre Dame (Oct. 31, 2020).

DEFENSE

• Jackson's 14 tackles versus Pitt were a career high (prev.: 11 vs. Notre Dame - Oct. 31, 2020).

• In addition to leading the ACC and ranking 6th nationally in tackles (10.2 per game), Jackson is also tied for third nationally with two fumble recoveries this season.

• Eley, a graduate transfer from Maryland, has made an impressive debut in White and Gold, leading Georgia Tech in tackles in 3-of-6 games this season — 11 vs. Northern Illinois (Sept. 4), 10 vs. Kennesaw State (Sept. 11), 14 at Duke (Oct. 9).

• Eley was named ACC Linebacker of the Week after recording a game-high 14 tackles, including 1.5 for loss and a half-sack, in the Yellow Jackets' 31-27 win at Duke.

• Eley's 14 tackles at Duke were a career-high, topping 12 he had vs. Rutgers while playing for Maryland in 2019 and 11 he had in his debut with the Yellow Jackets vs. Northern Illinois on Sept. 4.

• Eley, who made 11 starts over three seasons at Maryland, was an honorable mention all-Big Ten selection as a sophomore in 2019 after recording 79 tackles, four tackles for loss, a half-sack, two fumble recoveries, an interception and five passes defended in 11 games (nine starts).

• Eley was one of only three Power Five conference players to record at least 75 tackles, four TFL, two fumble recoveries and five passes defended in 2019, joining Miami's Shaq Quarterman and Utah's Terrell Burgess.

• Jackson and Eley are two of only five ACC players with at least 14 tackles in a game this season.

14 TACKLES IN A GAME — ACC (2021)

Player	Team	Tackles	Opp.
Baylon Spector	Clemson	19	NC State
Shaka Heyward	Duke	16	NC A&T
Ayinde Eley	Georgia Tech	14	Duke
Quez Jackson	Georgia Tech	14	Pitt
James Skalski	Clemson	14	Georgia

• Thomas has also been a force to be reckoned with throughout this season, particularly during Georgia Tech's three-game stretch that included games vs. Kennesaw State (Sept. 11), at No. 6 Clemson (Sept. 18) and vs. No. 21/20 North Carolina (Sept. 25).

• Against No. 21/20 UNC and its potent offense, Thomas recorded 2.5 sacks, 4.5 tackles for loss and eight total tackles, en route to being named ACC co-Linebacker of the Week.

• Thomas' 2.5 sacks and 4.5 tackles for loss were both career highs.

• Thomas became one of only two players from a Power 5 conference and four NCAA Division I FBS players overall with 2.5 sacks, 4.5 tackles for loss and eight total tackles in a game this season.

2.5 SACKS/4.5 TFL/8 TOTAL TACKLES IN A GAME
NCAA DIVISION I FBS, 2021

Player	Team	Sacks/TFL/TT	Opp.
Blaze Alldredge	Missouri	3.5/6.0/10	Cent. Mich.
D'Marco Jackson	Appalachian St.	3.0/4.5/13	Elon
Javon Solomon	Troy	3.5/5.0/9	So. Miss
Charlie Thomas	Georgia Tech	2.5/4.5/8	UNC

• Thomas' 2.5 sacks/4.5 TFL/eight total tackles performance against UNC was also only the 11th by an ACC player since 2000.

2.5 SACKS/4.5 TFL/8 TOTAL TACKLES IN A GAME
ACC (SINCE 2000)

Player	Team	Sacks/TFL/TT	Opp.	Year
Mario Williams	NCSU	3.5/5.5/11	So. Miss	2005
Mathias Kiwanuka	BC	3.5/5.5/12	NCSU	2005
Mario Williams	NCSU	4.0/5.0/8	Maryland	2005
Stephen Tulloch	NCSU	3.0/5.0/15	USF	2005
Kyle Wilber	WF	3.0/5.0/8	P'byterian	2010
Andre Branch	CLEM	4.0/60/11	VT	2011
Ejuan Price	Pitt	5.0/6.0/10	L'ville	2015
Clelin Ferrell	CLEM	3.5/5.5/9	S'cuse	2017
Gregory Rousseau	MIA	4.0/5.0/8	FSU	2019
Jaelan Phillips	MIA	2.5/4.5/8	VT	2020
Charlie Thomas	GT	2.5/4.5/8	UNC	2021

• On Sept. 18 at No. 6 Clemson, Thomas racked up a career-high 12 tackles (prev.: 9, 2X - last vs. USF, Sept. 7, 2019), which helped limit the Tigers to their lowest points (14) and yardage (284) totals in an ACC game since 2014.

• Thomas nearly matched his previous career high for tackles by halftime at Clemson, as he racked up eight stops in the first half alone.

• On Sept. 11 versus Kennesaw State, Thomas became the first Georgia Tech linebacker since at least 2000 with two interceptions in a single game.

• For the season, Thomas leads Georgia Tech in both sacks (2.5) and tackles for loss (6.5).

• Thomas ranks fourth in the ACC with 1.3 TFL per game this season.

• R-So. DL **Jordan Domineck** went viral and was named ACC Defensive Lineman of the Week for the third time in his career following his performance against Kennesaw State (Sept. 11).

• Domineck's award came on the strength of him filling the stat sheet with five tackles, three tackles for loss, a sack, two forced fumbles and a 70-yard fumble return for a touchdown against KSU.

• Domineck became the first NCAA Division I FBS student-athlete since 2009 to record a sack, three tackles for loss, two forced fumbles and a fumble return for a touchdown in a single game, and only the third FBS player to accomplish the feat since 2000.

1 SACK, 3 TACKLES FOR LOSS, 2 FORCED FUMBLES,
1 FUMBLE RECOVERY FOR TD IN A GAME —
NCAA DIVISION I FBS (SINCE 2000)

Player	Team	Opp.	Date
Jordan Domineck	Georgia Tech	Kennesaw St.	9/11/21
Akeem Ayers	UCLA	Arizona St.	11/21/09
Marcus Howard	Georgia	Hawai'i	1/1/08

• Domineck scoop-and-score came in the first quarter with Georgia Tech leading but Kennesaw State driving deep in Tech territory. Domineck forced a fumble on an attempted pitch by Kennesaw State QB Xavier Shepherd, picked up the loose ball and ran 70 yards for the score, dropping Shepherd with a vicious stiff arm along the way.

• Domineck's fumble return went viral on social media, sparked by an admiring mention on Twitter from Baltimore Ravens QB Lamar Jackson.

• Domineck's 70-yard fumble return was the third-longest official fumble return in Georgia Tech history, behind only Jr. DB **Zamari Walton's** 93-yard return for a touchdown last season versus Notre Dame (Oct. 31, 2020) and a 90-yard return by Kofi Smith vs. Wake Forest on Nov. 21, 1998 (*note: fumble returns became an official NCAA stat in 1992*).

• Domineck picked up third forced fumble of the season in the 45-22 win over No. 21/20 North Carolina (Sept. 25).

• For the season, Domineck is tied for sixth nationally in forced fumbles (0.50/gm) and tied for 44th in fumble recoveries (1). He leads the ACC in forced fumbles and is tied for fourth in the conference in fumbles recovered.

• Domineck ranks third among all active FBS student-athletes in career forced fumbles per game (.25).

CAREER FORCED FUMBLES PER GAME —
ACTIVE NCAA DIVISION I FBS PLAYERS

Player	Team	FF/gm
1. Jake Hansen	Illinois	.26
David Perales	Fresno State	.26
3. Jordan Domineck	Georgia Tech	.24
Abraham Beuplan	Marshall	.24
Gabriel Murphy	North Texas	.24

• Last season, Domineck's three forced fumbles (.38/gm) ranked third in the ACC and 16th nationally, while his two fumble recoveries were tied for third in the ACC and 12th nationally with teammate **Tre Swilling**.

• According to ESPN Stats & Info, Domineck pressured the quarterback on 15.2% of his pass rushes in 2020. That was tops among all returning ACC student-athletes in 2021 and eighth among all returning Power Five conference players.

• Four Power Five conference players that entered the 2021 NFL Draft had a better pressure rate than Domineck's 15.2% last season. All four were selected in the first 118 picks of the draft. (credit: ESPN Stats & Info)

• Fr. DEs **Kyle Kennard** and **Jared Ivey** teamed up to combine for 3.0 sacks and 4.0 tackles for loss in Georgia Tech's win over North Carolina (Sept. 25).

• Kennard set career highs with 2.0 sacks and 3.0 tackles for loss against UNC.

• Ivey registered the first sack and forced fumble of his career in the win over UNC.

• In his sixth season with the Yellow Jackets, r-Sr. DT **Djimon Brooks** recorded his first-ever forced fumble and only the second fumble recovery of his career against North Carolina.

SPECIAL TEAMS

• In addition to bursting on the scene as one of college football's most dynamic running backs as a true freshman in 2020, **Jahmyr Gibbs** also established himself as one of the nation's top kickoff returners.

• Reprising the role this season, Gibbs ranks second the ACC and 24th nationally in kickoff returns, averaging 24.5 yards per return.

• Last season, Gibbs averaged 25.6 yards per kickoff return, which would have ranked second in the ACC and 23rd nationally if he qualified for the official statistical rankings (with eight returns, he fell just two returns short).

• In kickoff coverage, Georgia Tech is allowing just 19.6 yards per kickoff return this season. The 19.6-yards-allowed average in kickoff coverage continues an upward trajectory since the Jackets ranked 126th out of 129 NCAA Division I FBS teams after allowing 26.3 yards per return in 2018, the season before Collins' arrival on The Flats.

GEORGIA TECH KICKOFF RETURN COVERAGE

2018.....	26.3 ypr
2019.....	20.9 ypr
2020.....	20.8 ypr
2021.....	19.6 ypr

• Georgia Tech has rarely needed to cover a kickoff in 2021, as Fr. PK **Gavin Stewart** has put 21 of his 32 kickoffs this season into the end zone for touchbacks, while six others have been fair-caught and only five have been returned.

• Georgia Tech also pulled off a perfectly executed onside kick in the fourth quarter of its upset bid at No. 6 Clemson (Sept. 18). With the Yellow Jackets trailing 14-6 with 1:19 to go in the ballgame, Fr. PK **Jude Kelley's** onside kick took a textbook second hop, which was fielded by Jr. WR **Malachi Carter** along the sideline to give the Jackets possession with an opportunity to tie the game (Tech drove 51 yards in 1:04 after recovering the onside kick, but its potential game-tying drive stalled at the 1 yard line with 15 seconds left on the clock).

• The successful onside kick was Georgia Tech's fourth in its last 17 games. The Yellow Jackets also recovered onside kicks last season against Notre Dame (Oct. 31, 2020) and Boston College (Oct. 24, 2020) and in the 2019 season finale versus Georgia (Nov. 30, 2019).

• Just six games into his American football career, Fr. P **David Shanahan** is averaging a solid 44.0 yards per punt over 26 attempts.

• Shanahan launched a 71-yard punt at Duke (Oct. 9), which is tied for the eighth-longest punt in Georgia Tech history and is the longest by a Yellow Jacket since Ray Guy Award winner Durant Brooks booted a 77-yarder against North Carolina on Nov. 17, 2007.

LONGEST PUNTS - GT HISTORY

Player	Yds.	Opponent	Year
1. Dave Davis	80	Army	1952
Mike Kelley	80	Alabama	1979
3. Ben Arndt	78	Miami (Fla.)	2005
4. Durant Brooks	77	North Carolina	2007
Rodney Williams	77	Virginia	1996
Gerald Burch	77	Clemson	1958
7. Joe Delany	72	Tennessee	1958
8. David Shanahan	71	Duke	2021
Chris Morehouse	71	Georgia	2001
10. Pressley Harvin III	70	UCF	2020
3 more tied			

• Shanahan averaged a whopping 52.7 yards per punt in his debut against Northern Illinois (Sept. 4). The 52.7-yard average spanned three punts and included a 63-yarder.

• Shanahan's 52.7-yard average vs. NIU is tied for the seventh-best single-game punting average in Georgia Tech history.

SINGLE-GAME PUNTING AVERAGE - GT HISTORY (MIN. 2 PUNTS)

Player	Avg.	Opponent	Year
1. Michael Kelley	65.5	Alabama	1979
2. Durant Brooks	60.0	North Carolina	2007
3. Dan Dyke	55.5	Clemson	2001
4. Rodney Williams	55.0	Boston College	1997
5. Dan Dyke	54.5	Duke	1999
Rodney Williams	54.5	Duke	1997
7. David Shanahan	52.7	Northern Ill.	2021
Rodney Williams	52.7	NC State	1997
9. Sean Pool	52.5	Duke	2011
10. Ryan Rodwell	52.2	Virginia	2016
10. Ryan Rodwell	52.2	Virginia	2016

• Georgia Tech r-Sr. PR **Azende Rey's** 35-yard punt return, which set up a Georgia Tech field goal in the second quarter of its 31-27 win at Duke (Oct. 9), was the longest punt return by a Yellow Jacket since Jamal Golden had a 44-yard return versus Tulane on Sept. 12, 2015.

• Head coach **Geoff Collins** states repeatedly that special teams are the No. 1 priority within Georgia Tech's program, a philosophy that is highlighted by the fact that a student-athlete cannot earn playing time on offense or defense if they aren't able to contribute on special teams.

• The emphasis on special teams has paid dividends since his arrival in 2019, most notably in blocked kicks.

• Georgia Tech has blocked four kicks in the last 22 games.

• Prior to blocking four kicks in the past 22 games, Georgia Tech had gone 21 games between block kicks.

• Georgia Tech has blocked 23 kicks since the beginning of the 2013 season, which is tied for the eighth-most by an NCAA Division I FBS team during that span.

• The nation's most blocked kicks over the past eight seasons (since 2013) belong to Temple (30). Six of those came in the last two seasons of Collins' tenure as the Owls' head coach (2017-18). Temple blocked five kicks in 2018 alone, which was good for a tie for fifth nationally.

MOST BLOCKED KICKS SINCE 2013 (FBS)

Temple	30
North Texas	27
Air Force	26
BYU	25
Texas A&M	25
Oklahoma State	25
USC	24
Georgia Tech	23
Arkansas State	23
Northern Illinois	23
Rutgers	22
Indiana	22
Virginia Tech	19

2021 HONORS AND AWARDS

IN-SEASON

ACC Defensive Lineman of the Week

r-So. DL Jordan Domineck (Sept. 11 vs. Kennesaw State)

ACC Linebacker of the Week

Jr. LB Charlie Thomas (Sept. 25 vs. North Carolina)

r-Jr. LB Ayinde Eley (Oct. 9 at Duke)

ACC Defensive Back of the Week

Jr. DB Juanyeh Thomas (Oct. 9 at Duke)

Davey O'Brien Award Great 8 (top 8 QBs of the week)

Fr. QB Jeff Sims (Sept. 25 vs. North Carolina)

Manning Award Star of the Week (top 8 QBs of the week)

Fr. QB Jeff Sims (Sept. 25 vs. North Carolina)

Campbell Trophy Semifinalist (Scholar-Athlete)

r-Sr. OL Ryan Johnson

PRESEASON

Preseason All-ACC

Fr. RS Jahmyr Gibbs

Doak Walker Award Watch List (Running Back)

Fr. RB Jahmyr Gibbs

Jr. RB Jordan Mason

Paul Hornung Award Watch List (Most Versatile Player)

Fr. RB Jahmyr Gibbs

Campbell Trophy Watch List (Scholar-Athlete)

Sr. OL Ryan Johnson

Wuerffel Trophy Watch List (Community Service)

Jr. DB Juanyeh Thomas

AFCA Good Works Team Nominee (Community Service)

Jr. DB Juanyeh Thomas

Senior Bowl Watch List

Sr. DB Tariq Carpenter

Jr. DB Juanyeh Thomas

Jr. DL Keion White

NFLPA Collegiate Bowl Big Board

Sr. DB Tariq Carpenter

Jr. WR Malachi Carter

Jr. RB Jordan Mason

Jr. DB Tre Swilling

Jr. DB Juanyeh Thomas

Jr. DL Keion White

2021 ACC STANDINGS

Coastal	Preseason		ACC	Pct.	Overall	Pct.
	Poll					
Pitt	4th	2-0	1.000	5-1	.833	
Virginia	5th	3-2	.600	5-2	.714	
North Carolina	1st	3-3	.500	4-3	.571	
Georgia Tech	6th	2-2	.500	3-3	.500	
Virginia Tech	3rd	1-1	.500	3-3	.500	
Miami (Fla.)	2nd	0-2	.000	2-4	.333	
Duke	7th	0-3	.000	3-4	.429	
Atlantic	Preseason		ACC	Pct.	Overall	Pct.
	Poll					
Wake Forest	5th	4-0	1.000	6-0	1.000	
NC State	2nd	2-0	1.000	5-1	.800	
Clemson	1st	3-1	.750	4-2	.667	
Florida State	4th	2-2	.500	2-4	.333	
Louisville	6th	1-2	.333	3-3	.500	
Boston College	3rd	0-2	.000	4-2	.667	
Syracuse	7th	0-3	.000	3-4	.429	

MISCELLANEOUS

• Perhaps Georgia Tech's biggest focuses throughout the offseason were to improve its turnover margin and cut down its penalties from a year ago. Through five games, they are one of the nation's most improved teams in both areas.

• Through six games this season, Georgia Tech ranks 17th nationally with just 248 penalty yards (41.3 per game). The Jackets have committed a total of just 34 penalties through six contests (5.7/gm).

• Last season, Tech ranked 119th out of 127 NCAA Division I FBS teams in penalty yardage per game (74.9 ypg).

• Tech also currently ranks 46th nationally in turnover margin at plus-two (+0.33/gm). The Yellow Jackets have nine takeaways (64th nationally) and just seven giveaways (40th nationally) through six games.

• Last season, Tech ranked 111th out of 127 NCAA Division I FBS teams in turnover margin at minus-seven (-.70/gm).

GT IN NCAA DIVISION I FBS PENALTY YARDS/
TURNOVER MARGIN RANKINGS — 2020-2021

Category	Penalty Yds.	Rank	TO Margin	Rank
2020	74.9/gm	119th	-0.7/gm	111th
2021	41.3/gm	17th	+0.33/gm	46th

• As is often the case, turnover margin has been a strong indicator of whether Georgia Tech wins or loses since the beginning of last season. In their six wins since the beginning of last season, the Yellow Jackets have won the turnover battle in five of six games and are plus-10 overall in turnover margin. On the flip side, Tech has not won the turnover battle in any of its 10 defeats since the beginning of last season and is minus-16 overall in turnover margin in those 10 losses.

• Georgia Tech outgained each of its first four opponents this season (429-301 vs. Northern Illinois on Sept. 4; 412-272 vs. Kennesaw State on Sept. 11; 298-284 at No. 6 Clemson on Sept. 18; and 394-369 vs. No. 21/20 North Carolina).

• Tech outgained Clemson this season for the first time since the Yellow Jackets had a 353-190 advantage in total yards during a 28-6 victory over the Tigers on Nov. 15, 2014. In the previous six meetings (2015-20), Clemson had outgained Georgia Tech by an average of 532-214.

• Georgia Tech outgained each of its first two opponents of the season by at least 100 yards (182 yds. vs. NIU, 140 yds. vs. KSU), which marked the first time since 2018 that Tech outgained consecutive opponents by 100-plus yards since 2018 (465-323 at Virginia Tech on Oct. 25, 565-374 at North Carolina on Nov. 3).

• Prior to the first two games of this season, Georgia Tech had only outgained an opponent by 100-plus yards twice in the past two seasons (the Yellow Jackets had yardage advantages of 438-307 at Florida State on Sept. 12, 2020 and 523-382 vs. Duke on Nov. 28, 2020).

• Georgia Tech had 10 more first downs than Northern Illinois in the season opener (25-15), which tied for Tech's largest advantage in first downs in three seasons under head coach **Geoff Collins** (the Yellow Jackets also had 10 more first downs than USF — 21-11 — in a 14-10 win on Sept. 7, 2019).

• Despite returning 17 student-athletes that started at least half of last year's games on offense or defense, Georgia Tech remains one of major college football's youngest teams.

• Two years after having just eight seniors on its roster (which was the second-fewest in NCAA Division I FBS in 2019), Tech has just 13 seniors on its 2021 roster, which is the fourth-fewest in the nation among Power Five conference teams and tied for the eighth-fewest among all FBS teams (credit: Old Dominion athletics).

FEWEST SENIORS — POWER FIVE (2021)

Colorado	6
Oregon	7
Utah	11
Georgia Tech	13

• On the flip side, a whopping 74 of the 124 student-athletes on Georgia Tech's 2021 roster are freshmen eligibility-wise.

GEORGIA TECH ROSTER BY CLASS

Class	No. on roster	No. on this week's ATL
Freshmen	74	25
Sophomores	23	14
Juniors	14	12
Seniors	13	10

• One of the nation's youngest rosters faces one of the nation's toughest schedules in 2021. Most notably, Tech was the only team in the nation that had four of the AP's preseason top 10 teams and five of the top 15 on its schedule (Clemson, UGA, ND, UNC and Miami).

• Pundits and ratings systems were unanimous in ranking Georgia Tech's schedule among the three toughest in the nation.

GT IN 2021 TOUGHEST SCHEDULE RANKINGS

ESPN Football Power Index (FPI)	2
USA Today	2*
FBSchedules.com	3
Phil Steele	3
Yardbarker	3

* ranked non-conference schedules only

• The preseason prognostications about the difficulty of Georgia Tech schedule have proven to be true. The Yellow Jackets' official NCAA strength of schedule is ranked No. 5 nationally based on all opponents' winning percentage (.690).

• Georgia Tech's first six opponents have combined to list just 13 games this season (2.1 losses/opponent), including a 14-5 combined record for the three teams that the Yellow Jackets have lost to (Northern Illinois, Clemson and Pitt).

• Georgia Tech's six remaining opponents have combined to lose just 12 games (2.0 losses/opponent).

• As part of Georgia Tech athletics' ongoing partnership with Children's Healthcare of Atlanta, the organizations have teamed up once again to have the Yellow Jackets' success on "Money Down" — head coach **Geoff Collins**' term for third and fourth downs — benefit Children's this season.

• Fans are encouraged to make pledges to Children's based on the Jackets' success on "Money Down." To lead the way, Collins' has pledged for the second-straight year to donate \$10 to Children's for every "Money Down" stop that the Yellow Jackets make on defense and each "Money Down" that the Jackets convert into a first down on offense this season.

• So far, Collins' 2021 pledge stands at \$890, thanks to the Yellow Jackets' 56 "Money Down" defensive stops and 33 "Money Down" offensive conversions this season.

• Last season, Georgia Tech had a total of 162 "Money Down" defensive stops and offensive conversions (93 defensive stops, 69 offensive conversions). Including Collins' \$1,620 donation, the Money Down benefit raised a total of \$10,404 for Children's.

• Fans can pledge at buzz.gt/MoneyDown2021 to contribute to the cause this season.

• Georgia Tech ranks 20th in NCAA Division I FBS history with 744 all-time victories.

ALL-TIME WINS — NCAA DIVISION I FBS

Wins	Team
1. 970	Michigan
2. 936	Ohio State
3. 935	Alabama
4. 927	Texas
5. 924	Oklahoma
6. 923	Notre Dame
7. 908	Nebraska
8. 907	Penn State
9. 855	USC
10. 853	Tennessee
11. 846	Georgia
12. 821	LSU
13. 786	Auburn
14. 772	Clemson
15. 763	West Virginia
16. 763	Texas A&M
17. 760	Virginia Tech
18. 748	Washington
19. 745	Florida
20. 744	Georgia Tech

• With an all-time record of 479-210-21 at Bobby Dodd Stadium at Historic Grant Field, which opened in 1913 and is the oldest on-campus stadium in NCAA Division I FBS, Georgia Tech ranks 38th nationally in all-time winning percentage at its current home stadium at .695 (credit: Marshall athletics).

GEORGIA TECH COACHES ON GAMEDAY

ON THE FIELD

Head Coach:

Geoff Collins — Third season (Western Carolina, 1994)

Asst. Head Coach/Run Game Coordinator/Offensive Line:

Brent Key — Third season (Georgia Tech, 2001)

Offensive Coordinator/Quarterbacks:

Dave Patenaude — Third season (Central Connecticut State, 1990)

Defensive Coordinator/Linebackers:

Andrew Thacker — Third season (Furman, 2007)

Running Backs:

Tashard Choice — Third season (Georgia Tech, 2007)

Defensive Ends/Outside Linebackers:

Marco Coleman — Third season (Flagler, 2015)

Defensive Line:

Larry Knight — Third season (Central Michigan, 2010)

Cornerbacks/Defensive Special Teams Coordinator:

Jeff Popovich — Third season (Miami (Fla.), 2000)

IN THE BOOTH

Co-Defensive Coordinator/Safeties:

Nathan Burton — Third season (Georgia Tech, 2005)

Wide Receivers:

Kerry Dixon — Third season (Hampton, 2004)

Tight Ends/Tackles/Offensive Special Teams Coordinator:

Chris Wiesehan — Third season (Wabash, 1994)

ABOVE THE LINE

Since he was first asked about depth charts and two-deeps, Georgia Tech head coach Geoff Collins has insisted that he doesn't believe in them. He coaches his student-athletes to be **ABOVE THE LINE (ATL)**. Those who are ATL are ready to play and can see game action, while others work to get to that level. In place of a traditional depth chart that often omits some student-athletes who see game action and lists others who seldom enter the game, Georgia Tech lists all student-athletes that are ATL numerically by position.

The ATL list is updated on Thursday of each game week. The list below reflects those who were ATL going into Game 6 at Duke.

OFFENSE (Spread Pro-Style)

OFFENSIVE LINE

No.	Name	Ht.	Wt.	Class
54	Jordan Williams	6-6	333	Fr.
55	Kenny Cooper	6-3	325	r-Sr.
57	Mikey Minihan	6-3	300	r-Jr.
60	Paula Vaipulu	6-3	303	Fr.
70	Ryan Johnson	6-6	307	r-Sr.
72	Weston Franklin	6-4	316	Fr.
76	Wing Green	6-7	309	Fr.
77	Devin Cochran	6-7	314	r-Sr.
79	William Lay	6-2	313	r-Jr.

TIGHT END

No.	Name	Ht.	Wt.	Class
34	Jack Coco	6-2	232	r-Jr.
80	Dylan Leonard	6-5	246	So.
83	Dylan Deveney	6-6	265	So.
85	Billy Ward	6-4	257	Fr.

WIDE RECEIVER

No.	Name	Ht.	Wt.	Class
2	Kyric McGowan	5-11	198	Sr.
5	Kalani Norris	6-0	162	So.
7	Malachi Carter	6-3	195	Jr.
8	Nate McCollum	5-11	185	Fr.
12	Adonias Sanders	6-1	194	r-Jr.
18	PeJe' Harris	6-3	211	r-So.
23	Ryan King	6-3	217	Fr.
26	Malik Rutherford	5-9	138	Fr.

QUARTERBACK

No.	Name	Ht.	Wt.	Class
10	Jeff Sims	6-3	210	Fr.
13	Jordan Yates	6-0	196	r-Fr.
15	Trad Beatty	6-5	220	r-So.

RUNNING BACK

No.	Name	Ht.	Wt.	Class
1	Jahmyr Gibbs	5-11	200	Fr.
4	Dontae Smith	5-11	202	r-So.
6	Jamious Griffin	5-10	210	So.
27	Jordan Mason	6-1	218	r-Jr.

DEFENSE (4-2-5 Effort Based)

DEFENSIVE END

No.	Name	Ht.	Wt.	Class
6	Keion White	6-4	267	Jr.
15	Jared Ivey	6-6	275	Fr.
27	Josh Robinson	6-4	235	Fr.
32	Sylvain Yondjouen	6-4	245	So.

RUSH END

No.	Name	Ht.	Wt.	Class
11	Kevin Harris	6-4	235	r-Fr.
31	Kyle Kennard	6-5	235	Fr.
42	Jordan Domineck	6-3	235	r-So.
43	Noah Collins	6-4	229	Fr.

DEFENSIVE TACKLE

No.	Name	Ht.	Wt.	Class
0	Djimon Brooks	6-1	286	r-Sr.
5	T.K. Chimedza	6-3	322	r-So.
88	Zeek Biggers	6-6	363	Fr.
90	Makius Scott	6-4	309	Fr.
94	Mike Lockhart	6-4	302	r-Fr.

LINEBACKER

No.	Name	Ht.	Wt.	Class
4	Quez Jackson	6-1	215	Jr.
10	Ayinde Eley	6-3	232	r-Jr.
17	Demetrius Knight II	6-2	224	So.
25	Charlie Thomas	6-2	207	Jr.
40	Trenilyas Tatum	6-2	227	Fr.

SAFETY

No.	Name	Ht.	Wt.	Class
1	Juanyeh Thomas	6-3	217	Jr.
2	Tariq Carpenter	6-4	225	Sr.
13	Wesley Walker	6-1	204	r-Fr.
14	Jaylon King	6-1	188	r-So.
20	Miles Brooks	6-2	184	Fr.
21	Jalen Huff	5-11	189	Fr.

CORNERBACK

No.	Name	Ht.	Wt.	Class
3	Tre Swilling	6-0	196	r-Jr.
7	Zamari Walton	6-3	190	r-So.
8	Tobias Oliver	6-2	197	r-Jr.
12	Kenyatta Watson II	6-1	175	r-Fr.
16	Myles Sims	6-3	181	r-So.
24	Kenan Johnson	6-1	182	r-Fr.

SPECIALISTS

PLACE KICKER

No.	Name	Ht.	Wt.	Class
42	Brent Cimaglia	6-0	219	r-Sr.
47	Austin Kent	6-1	215	r-Jr.
87	Jude Kelley	6-1	172	Fr.
88	Gavin Stewart	5-11	170	Fr.

PUNTER

No.	Name	Ht.	Wt.	Class
43	David Shanahan	6-2	190	Fr.
47	Austin Kent	6-1	215	r-Jr.

LONG SNAPPER

No.	Name	Ht.	Wt.	Class
52	Cade Long	5-11	221	r-So.

KICKOFF RETURN

No.	Name	Ht.	Wt.	Class
1	Jahmyr Gibbs	5-11	200	Fr.
1	Juanyeh Thomas	6-3	217	Jr.
3	Azende Rey	5-10	215	r-Sr.

PUNT RETURN

No.	Name	Ht.	Wt.	Class
2	Kyric McGowan	5-11	198	Sr.
3	Azende Rey	5-10	215	r-Sr.
8	Nate McCollum	5-11	185	Fr.

GUNNER (KICKOFF & PUNT)

No.	Name	Ht.	Wt.	Class
4	Dontae Smith	5-11	202	r-So.
8	Nate McCollum	5-11	180	Fr.
8	Tobias Oliver	6-2	197	r-Jr.
24	Kenan Johnson	6-1	182	r-Fr.

PRONUNCIATION GUIDE

0	DJIMON Brooks	JAH-mon
1	JAHMYR Gibbs	juh-MEER
1	JUANYEH Thomas	wahn-YAY
2	TARIQ Carpenter	tuh-REEK
2	KYRIC McGowan	KYE-rick
4	DONTAE Smith	DON-tay
5	T.K. CHIMEDZA	chih-MED-zuh
5	KALANI Norris	kuh-LAHN-ee
6	JAMIOUS Griffin	juh-MY-us
6	KEION White	KEY-on
7	ZAMARI Walton	zuh-MAR-ee
8	TOBIAS Oliver	toe-BYE-us
9	ANTONNEOUS Clayton	an-TONE-ee-us
10	AYINDE ELEY	eye-YIN-day EE-lee

12	KENYATTA Watson II	ken-YOT-tuh
15	Trad BEATTY	BAY-tee
18	PEJE' Harris	P.J.
24	KENAN Johnson	KEN-nin
26	Cole NEUBER	NEW-ber
26	MALIK Rutherford	muh-LEEK
28	Tony AMERSON	AM-er-sun
30	Ben POSTMA	POST-mah (long O)
31	Kyle KENNARD	ken-NARD
32	Sylvain YONDJOUEN	yun-JEW-in
33	Tyson MEIGUEZ	MEE-gezz
34	KHATAVIAN Franks	Kuh-TAV-ee-in
35	SIRAD Bryant	sih-ROD
36	Joseph MACRINA	mah-CREEN-uh

37	KHAYA Wright	KYE-yuh
40	TRENILYAS Tatum	trin-NEAL-yus
42	Brent CIMAGLIA	sih-MAG-lee-uh
60	Paula VAIPULU	vie-PULL-low
62	Cade KOOTSOURADIS	KOOT-soar-AH-diss
83	Dylan DEVENEY	duh-VAIN-ee
90	MAKIUS Scott	muh-KYE-yus
97	AKELO Stone	uh-KEY-lo

Coaches

TASHARD Choice	tuh-SHARD
Dave PATENAUDE	PAT-in-node
Chris WIESEHAN	WEEZ-uh-hann

2021 ROSTERS

ALPHABETICAL		
NO.	NAME	POS.
18	Derrick Allen	DB
28	Tony Amerson	RB
15	Trad Beatty	QB
88	Zeek Biggers	DL
21	Leo Blackburn	WR
25	James BlackStrain	WR
9	Avery Boyd	WR
0	Dijmon Brooks	DL
20	Miles Brooks	DB
35	Sirad Bryant	DB
50	Jamal Camp	OL
2	Tariq Carpenter	DB
49	Grey Carroll	DL
7	Malachi Carter	WR
96	Albany Casey	DL
5	T.K. Chimedza	DL
42	Brent Cimaglia	PK
9	Antonneous Clayton	DL
77	Devin Cochran	OL
34	Jack Coco	LS/TE
43	Noah Collins	DL
55	Kenny Cooper	OL
39	Thomas Culwell	DB
30	Trent Davis	WR
83	Dylan Deveney	TE
42	Jordan Domineck	DL
99	D'Quan Douse	DL
22	Kaleb Edwards	DB
10	Ayinde Eley	LB
11	Marquez Ezzard	WR
53	Deion Fisher	LB
72	Weston Franklin	OL
34	Khatavian Franks	LB
46	Henry Freer	LS
67	Joe Fusile	OL
1	Jahmyr Gibbs	RB
33	Daylon Gordon	RB
*7	Bryce Gowdy	WR
76	Wing Green	OL
95	Ja'Quon Griffin	DL
6	Jamious Griffin	RB
38	Casey Gunn	DB
48	Carson Harof	WR
11	Kevin Harris	DL
18	Peje' Harris	WR
31	Jamal Haynes	WR
37	Colin Hemingway	RB
21	Jalen Huff	DB
15	Jared Ivey	DL
4	Quez Jackson	LB
24	Kenan Johnson	DB
70	Ryan Johnson	OL
30	Tamarii Jones-Cummings	DB
29	Bruce Jordan-Swilling	RB
87	Jude Kelley	PK
31	Kyle Kennard	DL
47	Austin Kent	PK/P
14	Jaylon King	DB
23	Ryan King	WR
73	Kenneth Kirby	OL
17	Demetrius Knight II	ATH
62	Cade Kootsouradis	OL
0	Ryan Lantz	ATH
17	Tanner Lawson	ATH
79	William Lay III	OL
75	Jakiah Leftwich	OL
80	Dylan Leonard	TE
94	Mike Lockhart	DL
52	Cade Long	LS
36	Joseph Macrina	TE
38	William Marshall	WR
27	Jordan Mason	RB

NUMERICAL						
NO.	NAME	POS.	HT.	WT.	CLASS	HOMETOWN/HIGH SCHOOL (PREVIOUS COLLEGE)
0	Dijmon Brooks	DL	6-1	286	r-Sr.	Sandersville, Ga./Washington County H.S.
0	Ryan Lantz	ATH	6-1	204	r-So.	North Palm Beach, Fla./Suncoast Community H.S.
1	Jahmyr Gibbs	RB	5-11	200	Fr.	Dalton, Ga./Dalton H.S.
1	Juaneyh Thomas	DB	6-3	217	Jr.	Niceville, Fla./Niceville H.S.
2	Tariq Carpenter	DB	6-4	225	Sr.	Ludowici, Ga./Long County H.S.
2	Kyric McGowan	WR	5-11	198	Sr.	Dalton, Ga./Dalton H.S. (Northwestern)
3	Azende Rey	WR	5-10	215	r-Sr.	Defuniak Springs, Fla./Walton H.S. (Florida A&M)
3	Tre Swilling	DB	6-0	196	r-Jr.	New Orleans, La./Brother Martin H.S.
4	Quez Jackson	LB	6-1	215	Jr.	Fort Valley, Ga./Peach County H.S.
4	Dontae Smith	RB	5-11	202	r-So.	Spring Hill, Tenn./Spring Hill H.S.
5	T.K. Chimedza	DL	6-3	322	r-So.	Dacula, Ga./IMG Academy, Fla.
5	Kalani Norris	WR	6-0	162	So.	Miami, Fla./Christopher Columbus H.S.
6	Jamious Griffin	RB	5-10	210	So.	Rome, Ga./Rome H.S.
6	Keion White	DL	6-4	267	Jr.	Garner, N.C./Garner H.S. (Old Dominion)
7	Malachi Carter	WR	6-3	195	Jr.	Lawrenceville, Ga./Mountain View H.S.
7	Zamari Walton	DB	6-3	190	r-So.	Melbourne, Fla./Melbourne Central Catholic H.S.
*7	Bryce Gowdy	WR	6-3	210	Fr.	Deerfield Beach, Fla./Deerfield Beach H.S.
8	Nate McCollum	WR	5-11	180	Fr.	McDonough, Ga./Dutchtown H.S.
8	Tobias Oliver	DB	6-2	197	r-Jr.	Warner Robins, Ga./Northside H.S.
9	Avery Boyd	WR	6-2	230	Fr.	Tallahassee, Fla./Godby H.S.
9	Antonneous Clayton	DL	6-3	256	r-Sr.	Vienna, Ga./Dooly County H.S. (Florida)
10	Ayinde Eley	LB	6-3	232	r-Jr.	Olney, Md./Good Counsel H.S. (Maryland)
10	Jeff Sims	QB	6-3	210	Fr.	Jacksonville, Fla./Sandalwood H.S.
11	Marquez Ezzard	WR	6-2	212	r-So.	Atlanta, Ga./Stockbridge H.S. (Miami (Fla.))
11	Kevin Harris	DL	6-4	235	r-Fr.	Loganville, Ga./Grayson H.S. (Alabama)
12	Adonias Sanders	WR	6-1	194	r-Jr.	North Charleston, S.C./Fort Dorchester H.S.
12	Kenyatta Watson II	DB	6-1	175	r-Fr.	Loganville, Ga./Grayson H.S. (Texas)
13	Wesley Walker	DB	6-1	204	r-Fr.	Nashville, Tenn./Ensworth H.S.
13	Jordan Yates	QB	6-0	196	r-Fr.	Alpharetta, Ga./Milton H.S.
14	Jaylon King	DB	6-1	188	r-So.	La Vergne, Tenn./Ensworth H.S.
15	Trad Beatty	QB	6-5	220	r-So.	Columbia, S.C./Ben Lippen H.S. (Temple)
15	Jared Ivey	DL	6-6	275	Fr.	Suwanee, Ga./North Gwinnett H.S.
16	Chayden Peery	QB	6-3	227	Fr.	Castaic, Calif./Sierra Canyon School
16	Myles Sims	DB	6-3	181	r-So.	Atlanta, Ga./Westlake H.S. (Michigan)
17	Demetrius Knight II	ATH	6-2	224	So.	Locust Grove, Ga./Strong Rock Christian School
17	Tanner Lawson	ATH	6-5	219	Fr.	Baton Rouge, La./University Lab School
18	Derrick Allen	DB	6-2	208	r-So.	Marietta, Ga./Lassiter H.S. (Notre Dame)
18	Peje' Harris	WR	6-3	211	r-So.	Newnan, Ga./Newnan H.S.
20	Miles Brooks	DB	6-2	184	Fr.	Jacksonville, Fla./Trinity Christian Academy
20	Brody Rhodes	QB	6-1	187	Fr.	Canton, Ga./Creekview H.S.
21	Leo Blackburn	WR	6-5	212	Fr.	Atlanta, Ga./Westlake H.S.
21	Jalen Huff	DB	5-11	189	Fr.	Athens, Ga./Buford H.S.
22	Kaleb Edwards	DB	6-0	217	Fr.	Dacula, Ga./Dacula H.S.
23	Ryan King	WR	6-3	217	Fr.	Loganville, Ga./Grayson H.S.
24	Kenan Johnson	DB	6-1	182	r-Fr.	Minneola, Fla./Lake Minneola H.S.
25	James BlackStrain	WR	6-2	175	Fr.	Cocoa, Fla./Holy Trinity Episcopal Academy
25	Charlie Thomas	LB	6-2	207	Jr.	Thomasville, Ga./Thomasville H.S.
26	Cole Neuber	DB	6-1	210	r-So.	Alpharetta, Ga./Johns Creek H.S.
26	Malik Rutherford	WR	5-9	138	Fr.	Miami, Fla./Champagnat Catholic School
27	Jordan Mason	RB	6-1	218	r-Jr.	Gallatin, Tenn./Gallatin H.S.
27	Josh Robinson	DL	6-4	254	Fr.	Douglasville, Ga./Douglas County H.S.
28	Tony Amerson	RB	5-11	218	r-Fr.	Montgomery, Ala./St. James School
29	Bruce Jordan-Swilling	RB	6-1	220	Sr.	New Orleans, La./Brother Martin H.S.
30	Trent Davis	WR	5-11	167	Fr.	Douglas, Ga./Coffee H.S.
30	Tamarii Jones-Cummings	DB	6-2	195	Fr.	Fort Lauderdale, Fla./Nova Southeastern University School
31	Jamal Haynes	WR	5-9	165	Fr.	Loganville, Ga./Grayson H.S.
31	Kyle Kennard	DL	6-5	235	Fr.	Atlanta, Ga./Riverwood H.S.
32	Sylvain Yondjouen	DL	6-4	245	So.	Ruisbroek, Belgium/Don Bosco School
33	Daylon Gordon	RB	5-9	180	Fr.	Eastman, Ga./Dodge County H.S.
33	Tyson Meiguez	LB	6-2	209	Fr.	Fairburn, Ga./Creekside H.S.
34	Jack Coco	LS/TE	6-2	232	r-Jr.	Johns Creek, Ga./Johns Creek H.S.
34	Khatavian Franks	LB	6-2	215	Fr.	Fairburn, Ga./Creekside H.S.
35	Sirad Bryant	DB	6-2	203	Fr.	Cordele, Ga./Crisp County H.S.
36	Joseph Macrina	TE	6-0	260	r-Sr.	Johns Creek, Ga./Northview H.S.
36	Nate Moon	DB	5-10	175	Fr.	Pooler, Ga./Savannah Christian Prep
37	Colin Hemingway	RB	5-6	185	Fr.	Boyds, Md./Pooleville H.S.
37	Khaya Wright	LB	6-3	214	Fr.	Miami, Fla./South Miami H.S.
38	Casey Gunn	DB	6-0	185	Fr.	Alpharetta, Ga./Denmark H.S.
38	William Marshall	WR	6-2	208	r-Fr.	Lilburn, Ga./Parkview H.S.
39	Thomas Culwell	DB	5-8	160	Sr.	Carrollton, Ga./Carrollton H.S.
39	Englan Williams	RB	5-9	183	Fr.	Roswell, Ga./Blessed Trinity Catholic H.S.
40	Treniyas Tatum	LB	6-2	227	Fr.	Riverdale, Ga./Mount Zion H.S.

2021 ROSTERS

NO.	NAME	POS.	HT.	WT.	CLASS	HOMETOWN/HIGH SCHOOL (PREVIOUS COLLEGE)
42	Brent Cimaglia	PK	6-0	219	r-Sr.	Nashville, Tenn./Fred J. Page H.S. (Tennessee)
42	Jordan Domineck	DL	6-3	235	r-So.	Lakeland, Fla./George Jenkins H.S.
43	Noah Collins	DL	6-4	229	Fr.	Loganville, Ga./Grayson H.S.
43	David Shanahan	P	6-2	190	Fr.	Castleisland, Co. Kerry, Ireland/St. Patrick's Sec. School
45	Taylor McCawley	LB	6-0	222	r-Fr.	Sharpsburg, Ga./East Coweta H.S.
46	Henry Freer	LS	6-0	215	Fr.	College Park, Ga./Woodward Academy
46	Tyler Morehead	DB	5-10	217	Fr.	Homerville, Ga./Cinch County H.S.
47	Austin Kent	PK/P	6-1	215	r-Jr.	Charlotte, N.C./Providence H.S. (UCLA)
48	Carson Harof	WR	5-11	183	Fr.	Woodstock, Ga./Blessed Trinity Catholic H.S.
49	Grey Carroll	DL	6-3	256	Fr.	Alcoa, Tenn./Alcoa H.S.
50	Jamal Camp	OL	6-2	289	r-Fr.	Cumming, Ga./South Forsyth H.S.
52	Cade Long	LS	5-11	221	r-So.	Hixson, Tenn./Baylor School
53	Deion Fisher	LB	6-2	232	Fr.	McDonough, Ga./Eagles Landing Christian Acad.
54	Jordan Williams	OL	6-6	333	Fr.	Gainesville, Ga./Gainesville H.S.
55	Kenny Cooper	OL	6-3	325	r-Sr.	Calhoun, Ga./Sonoraville H.S.
57	Mikey Miniham	OL	6-3	300	r-Jr.	Honolulu, Hawaii/Saint Louis School
58	Will Scissum	OL	6-2	297	r-Fr.	Marietta, Ga./The Walker School
60	Paula Vaipulu	OL	6-3	303	Fr.	Channelview, Texas/Channelview H.S.
61	Michael Maye	OL	6-3	317	r-So.	Hoover, Ala./Hoover H.S.
62	Cade Kootsouradis	OL	6-4	316	Fr.	Crestview, Fla./Crestview H.S.
63	Will Milam	OL	6-4	329	Fr.	Powder Springs, Ga./Hiram H.S.
64	Nick Pendley	OL	6-4	319	r-Fr.	Canton, Ga./Creekview H.S. (Mississippi State)
65	Austin Smith	OL	6-3	308	r-So.	McDonough, Ga./Ola H.S.
66	Anthony Minella	OL	6-2	284	Fr.	Milton, Ga./Milton H.S.
67	Joe Fusile	OL	6-6	320	Fr.	Richmond Hill, Ga./Richmond Hill H.S.
68	Jason Moore	DL	6-2	298	Fr.	Hampton, Ga./Dutchtown H.S.
69	Matthew Morgan	OL	6-4	328	r-So.	Woodstock, Ga./Etowah H.S.
70	Ryan Johnson	OL	6-6	307	r-Sr.	Brentwood, Tenn./Brentwood Academy (Tennessee)
71	Ryan Spiers	OL	6-3	288	Fr.	Biloxi, Miss./Biloxi H.S.
72	Weston Franklin	OL	6-4	316	Fr.	Jesup, Ga./Wayne County H.S.
73	Kenneth Kirby	OL	6-5	305	r-Sr.	Newport News, Va./Fork Union Military Acad. (Norfolk State)
75	Jakiah Leftwich	OL	6-6	327	Fr.	Atlanta, Ga./Westlake H.S.
76	Wing Green	OL	6-7	309	Fr.	Leesburg, Ga./Lee County H.S.
77	Devin Cochran	OL	6-7	314	r-Sr.	Norcross, Ga./Greater Atlanta Christian (Vanderbilt)
79	William Lay III	OL	6-2	313	r-Jr.	Bowersville, Ga./Hart County H.S.
80	Dylan Leonard	TE	6-5	246	So.	Milton, Ga./Milton H.S.
81	Zach Owens	WR	6-3	218	r-Fr.	Marietta, Ga./Pope H.S.
83	Dylan Deveney	TE	6-6	265	So.	Medford, N.J./The Hun School
84	Chris Miller	TE	6-4	244	r-Fr.	Atlanta, Ga./St. Pius X H.S.
85	Billy Ward	TE	6-4	257	Fr.	Locust Grove, Ga./Locust Grove H.S.
86	Luke Moseley	WR	6-2	180	r-Fr.	Calhoun, Ga./Calhoun H.S.
87	Jude Kelley	PK	6-1	172	Fr.	Acworth, Ga./Allatoona H.S.
87	Ben Wilhelm	TE	6-5	250	r-Fr.	Thomasville, Ga./Thomas County Central H.S.
88	Zeek Biggers	DL	6-3	363	Fr.	Salisbury, N.C./West Rowan H.S.
88	Gavin Stewart	PK/WR	5-11	170	Fr.	Savannah, Ga./Benedictine Military Academy
89	Ben Postma	TE	6-4	233	Fr.	Cypress, Texas/Cypress Ranch H.S.
90	Makius Scott	DL	6-4	309	Fr.	Gainesville, Ga./Gainesville H.S. (South Carolina)
94	Mike Lockhart	DL	6-4	302	r-Fr.	Birmingham, Ala./Huffman H.S.
95	Ja'Quon Griffin	DL	6-0	258	r-So.	Rome, Ga./Rome H.S.
96	Albany Casey	DL	6-4	239	Fr.	Bay Minnett, Ala./Baldwin County H.S.
97	Akelo Stone	DL	6-2	296	Fr.	Savannah, Ga./Jenkins H.S.
99	D'Quan Douse	DL	6-2	292	r-Fr.	Savannah, Ga./Calvary Day School

* in memoriam; died Dec. 31, 2019

NO.	NAME	POS.
61	Michael Maye	OL
45	Taylor McCawley	LB
8	Nate McCollum	WR
2	Kyric McGowan	WR
33	Tyson Meiguez	LB
66	Anthony Minella	OL
57	Mikey Miniham	OL
63	Will Milam	OL
84	Chris Miller	TE
36	Nate Moon	DB
68	Jason Moore	DL
46	Tyler Morehead	DB
69	Matthew Morgan	OL
86	Luke Moseley	WR
26	Cole Neuber	DB
5	Kalani Norris	WR
8	Tobias Oliver	DB
81	Zach Owens	WR
16	Chayden Peery	QB
64	Nick Pendley	OL
89	Ben Postma	TE
3	Azende Rey	WR
20	Brody Rhodes	QB
27	Josh Robinson	DL
26	Malik Rutherford	WR
1	Juanyeh Thomas	DB
12	Adonias Sanders	WR
58	Will Scissum	OL
90	Makius Scott	DL
43	David Shanahan	P
10	Jeff Sims	QB
16	Myles Sims	DB
65	Austin Smith	OL
4	Dontae Smith	RB
71	Ryan Spiers	OL
88	Gavin Stewart	PK/WR
97	Akelo Stone	DL
3	Tre Swilling	DB
40	Treniyas Tatum	LB
25	Charlie Thomas	LB
60	Paula Vaipulu	OL
7	Zamari Walton	DB
12	Kenyatta Watson II	DB
13	Wesley Walker	DB
85	Billy Ward	TE
87	Ben Wilhelm	TE
39	Englan Williams	RB
54	Jordan Williams	OL
37	Khaya Wright	LB
6	Keion White	DL
13	Jordan Yates	QB
32	Sylvain Yondjouen	DL

COACHING AND SUPPORT STAFF

Head Coach: Geoff Collins (Western Carolina, 1994) — 3rd season at Georgia Tech
Assistant Head Coach/Run Game Coord./OL: Brent Key (Georgia Tech, 2001)
Offensive Coord./QBs: Dave Patenaude (Central Connecticut St., 1990)
Defensive Coordinator/Linebackers: Andrew Thacker (Furman, 2007)
Co-Defensive Coordinator/Safeties: Nathan Burton (Georgia Tech, 2005)
Running Backs/Off. Recruiting Coord.: Tashard Choice (Georgia Tech, 2007)
Defensive Ends/Outside Linebackers: Marco Coleman (Flagler, 2015)
Wide Receivers: Kerry Dixon (Hampton, 2004)
Defensive Line/Def. Recruiting Coord.: Larry Knight (Central Michigan, 2010)
Cornerbacks/Def. Special Teams Coord.: Jeff Popovich (Miami (Fla.), 2000)
Tight Ends/Offensive Special Teams Coord.: Chris Wiesehan (Wabash, 1994)
General Manager: Patrick Suddes (Alabama, 2005)
Head FB Strength and Conditioning Coach: Lewis Caralla (Defiance, 2008)
Director of Applied Sports Science: Ryan Horton (Otterbein, 2007)
Player Development Coach: Sean Boyle (Temple, 2012)
Player Development Coach: Thomas Gordon (Michigan, 2013)
Player Development Coach: Gary Wilkins (Furman, 2014)
Director of Football Operations: Scott Wallace (California (Pa.), 2011)
Assistant Director of Football Operations: Gordon Thomas (Temple, 2018)
Football Operations Coordinator: Nicole Earley (Temple, 2019)
Football Research and Analytics Coordinator: Pat Boyle (Temple, 2012)

Quality Control Specialist/Offense: Will Glover (Clayton State, 2009)
Quality Control Specialist/Defense: Josh Linam (UCF, 2011)
Analyst (Offense): Mike Gregory (UCF, 2009)
Analyst (Defense): Anthony Parker (Tennessee, 2008)
Analyst (Special Teams): Tim Conner (Maryville, 2011)
Graduate Assistant Coach: Joe Battaglia (Coastal Carolina, 2014)
Graduate Assistant Coach: Nathan Brock (Ohio State, 2020)
Graduate Assistant Coach: Alec Brown (Auburn, 2017)
Graduate Assistant Coach: Brenten Wimberly (Kennesaw State, 2018)
Director of On-Campus Recruiting: Carina Hargreaves (Florida, 2014)
Assoc. Director of Player Personnel: Thomas Guerry (Mississippi State, 2008)
Assoc. Director of Player Personnel: Errin Joe (Georgia Tech, 2014)
Brand Manager: Ian McFarland (North Texas, 2019)
Video Producer: Patrick Clancy (South Carolina, 2018)
Social Media Specialist: Alex Brizendine (Auburn, 2019)
Consultant, Ideation: Glenn Ingram (Georgia Southern, 2020)
Head Football Athletic Trainer: Mark Smith (SUNY Brockport, 2010)
Assistant Football Athletic Trainer: Patrick Driscoll (Salisbury, 2016)
Assistant Equipment Manager: Punt Windham (Georgia Tech, 1994)
Assistant Equipment Manager: Kane Ivers-Osthus (Florida, 2016)
Assistant A.D./Video Operations: Todd McCarthy (VCU, 1992)
Administrative Coordinator: Teri Anton (Florida State, 1991)

RECORD BREAKDOWN

Current Streak.....	Won 1
Current Home Streak.....	Lost 1
Current Road Streak.....	Won 1
Current Neutral Streak.....	Lost 2
Last Win.....	31-27 at Duke (10/9/21)
Last Home Win.....	45-22 vs. No. 21/20 North Carolina (9/25/21)
Last Home Loss.....	52-21 vs. Pitt (10/2/21)
Last Win Away From Home.....	31-27 at Duke (10/9/21)
Last True Road Win.....	31-27 at Duke (10/9/21)
Last Loss Away from Home.....	14-8 at No. 6 Clemson (9/18/21)
Last True Road Loss.....	14-8 at No. 6 Clemson (9/18/21)

	2021	Under Collins
Overall.....	3-3	9-19
Playing at home.....	2-2	6-11
Playing on the road.....	1-1	3-8
Playing at a neutral site.....	0-0	0-0
In bowl games.....	0-0	0-0
In overtime.....	0-0	0-0
More than 7 days to prepare.....	0-1	4-5
In August.....	N/A	0-1
In September.....	2-2	4-6
In October.....	1-1	3-6
In November.....	0-0	2-4
In December.....	0-0	0-2
In January.....	0-0	0-0

Outrushing opponent.....	1-1	6-3
When rushing for 300 yards.....	0-0	1-0
When rushing for 400 yards.....	0-0	0-0
When rushing for 500 yards.....	0-0	0-0
When rushing for 600 yards.....	0-0	0-0
Outrushed by opponent.....	2-2	3-16
When allowing 300 yards rushing.....	0-0	0-3
Rushing yards the same.....	0-0	0-0
Outpassing opponent.....	2-1	4-8
When passing for 300 yards.....	0-1	0-1
Outpassed by opponent.....	1-1	5-11
When allowing 300 yards passing.....	1-1	2-5
When allowing 400 yards passing.....	0-0	0-2

More total offense than opponent.....	2-2	4-5
When having 400+ total offense.....	2-2	5-4
When having 500+ total offense.....	0-0	1-0
When having 600+ total offense.....	0-0	0-0
Less total offense than opponent.....	1-1	5-14
When allowing 400+ total offense.....	1-1	3-11
When allowing 500+ total offense.....	0-1	0-7

Committing fewer turnovers.....	2-0	6-3
Committing more turnovers.....	1-1	2-10
Turnovers are even.....	0-2	1-6

< 30:00 of time of possession.....	1-2	4-16
> 30:00 of time of possession.....	2-1	5-3

Scoring first.....	2-0	7-3
Opponent scores first.....	0-3	1-16

Leading after the 1st quarter.....	2-0	4-1
Trailing after the 1st quarter.....	0-3	2-16
Tied after the 1st quarter.....	0-0	2-2
Leading at halftime.....	5-0	5-0
Trailing at halftime.....	0-3	2-19
Tied at halftime.....	0-0	2-0
Leading after the 3rd quarter.....	2-0	5-0
Trailing after the 3rd quarter.....	0-3	1-18
Tied after the 3rd quarter.....	0-0	1-1

Scoring 0-10 points.....	0-1	0-6
Scoring 11-20 points.....	0-0	2-5
Scoring 21-30 points.....	0-2	2-8
Scoring 31-40 points.....	1-0	2-0
Scoring 41-plus points.....	1-0	2-0

Opponent scores 0-10 points.....	0-0	1-0
Opponent scores 11-20 points.....	1-1	2-2
Opponent scores 21-30 points.....	1-1	4-4
Opponent scores 31-40 points.....	0-0	0-5
Opponent scores 41-plus points.....	0-1	1-8

GAMES PLAYED AND STARTS

CAREER GAMES

NAME	'16	'17	'18	'19	'20	'21	TOT.	CONS.
T. Carpenter	-	6	13	11	9	6	45	43
K. Cooper	5	11	11	4	7	6	44	6
Jordan-Swilling	-	11	11	7	8	4	41	2
M. Carter	-	-	13	12	10	6	41	41
Q. Jackson	-	-	13	12	10	6	41	28
J. Thomas	-	-	13	12	10	6	41	41
T. Oliver	-	-	12	12	9	6	39	11
C. Thomas	-	-	10	12	10	6	38	28
J. Mason	-	-	13	12	6	6	37	11
T. Swilling	-	-	12	12	6	6	36	7
J. Coco	-	-	11	9	10	5	35	2
J. King	-	-	3	12	9	6	30	7
Z. Walton	-	-	4	12	10	4	30	3
D. Brooks	-	1	-	12	10	6	29	28
A. Sanders	-	-	2	12	9	6	29	27
JaQ. Griffin	-	-	2	11	10	5	28	-
C. Long	-	-	-	12	10	6	28	28
D. Knight	-	-	-	12	8	6	26	8
M. Minihan	-	-	2	8	10	6	26	21
Don. Smith	-	-	2	8	10	6	26	17
J. Domineck	-	-	3	7	9	6	25	7
P. Harris	-	-	-	10	9	6	25	12
D. Leonard	-	-	-	12	7	5	24	-
M. Sims	-	-	-	10	8	5	23	5
D. Deveney	-	-	-	12	6	2	20	-
S. Yondjouen	-	-	-	11	3	6	20	6
T.K. Chimedza	-	-	4	12	-	3	19	-
M. Lockhart	-	-	-	4	9	6	19	12
W. Walker	-	-	-	3	10	6	19	17
J. Griffin	-	-	-	9	8	1	18	-
K. Johnson	-	-	-	4	9	5	18	1
W. Lay III	-	-	-	10	3	4	17	4
A. Kent	-	-	-	-	10	6	16	16
R. Johnson	-	-	-	-	10	6	16	16
J. Williams	-	-	-	-	10	6	16	16
J. Ivey	-	-	-	-	9	6	15	15
D. Allen	-	-	-	-	9	5	14	-
D. Douse	-	-	-	-	9	5	14	2
K. Norris	-	-	-	7	2	5	14	5
J. Sims	-	-	-	-	10	4	14	3
G. Stewart	-	-	-	-	8	6	14	9
J. Gibbs	-	-	-	-	7	6	13	6
M. Maye	-	-	-	10	2	13	13	1
B. Ward	-	-	-	-	7	6	13	6
K. Kennard	-	-	-	-	6	6	12	11
N. McCollum	-	-	-	-	6	6	12	11
T. McCawley	-	-	-	3	7	1	11	-
M. Brooks	-	-	-	-	4	6	10	6
A. Stone	-	-	-	-	6	4	10	2
M. Ezzard	-	-	-	-	8	1	9	-
C. Miller	-	-	-	-	7	2	9	-
J. Yates	-	-	-	3	2	4	9	-
Ja. Huff	-	-	-	4	3	1	8	1
A. Clayton	-	-	-	-	5	2	7	-
T. Meiguez	-	-	-	-	7	-	7	-
J. Kelley	-	-	-	-	5	1	6	-
K. Wright	-	-	-	-	5	1	6	1
R. King	-	-	-	-	2	4	6	2
D. Cochran	-	-	-	-	-	6	6	6
B. Cimaglia	-	-	-	-	-	6	6	6
A. Eley	-	-	-	-	-	6	6	6
K. Harris	-	-	-	-	-	6	6	6
J. Robinson	-	-	-	-	-	6	6	6
D. Shanahan	-	-	-	-	-	6	6	6
M. Scott	-	-	-	-	-	6	6	6
Z. Biggers	-	-	-	-	-	5	5	5
K. McGowan	-	-	-	-	-	5	5	1
A. Rey	-	-	-	-	-	5	5	4
T. Tatum	-	-	-	-	-	5	5	4
A. Smith	-	-	-	5	-	-	5	-
J. Macrina	-	-	4	-	-	-	4	-
C. Neuber	-	-	-	-	2	2	4	1
A. Boyd	-	-	-	-	2	2	4	1
P. Vaipulu	-	-	-	-	1	3	4	3
T. Amerson	-	-	-	-	3	-	3	-
N. Pendley	-	-	-	-	-	3	3	-
M. Rutherford	-	-	-	-	-	3	3	2
K. Edwards	-	-	-	-	-	3	3	3
P. Vaipulu	-	-	-	-	-	3	3	3
K. Watson	-	-	-	-	-	3	3	3
N. Collins	-	-	-	-	-	2	2	1
K. Kirby	-	-	-	-	-	2	2	-
T. Beatty	-	-	-	-	-	1	1	-
S. Bryant	-	-	-	-	-	1	1	1
Z. Owens	-	-	-	-	1	-	1	-
W. Scisum	-	-	-	-	-	1	1	-
W. Franklin	-	-	-	-	-	1	1	1

CAREER STARTS

NAME	'16	'17	'18	'19	'20	'21	TOT.	CONS.
T. Carpenter	-	-	13	10	9	5	37	2
T. Swilling	-	-	11	12	5	6	34	6
K. Cooper	1	11	7	4	-	4	27	1
M. Carter	-	-	-	11	10	6	27	18
J. Thomas	-	-	-	11	10	6	27	21
Z. Walton	-	-	-	11	10	1	22	-
J. Mason	-	-	5	12	2	1	21	-
M. Minihan	-	-	-	6	10	6	22	20
Q. Jackson	-	-	-	5	10	5	20	5
D. Brooks	-	-	-	4	8	6	18	6
C. Thomas	-	-	6	5	2	4	17	2
R. Johnson	-	-	-	-	10	6	16	16
J. Williams	-	-	-	-	9	5	14	5
J. Domineck	-	-	-	3	4	6	13	6
J. Sims	-	-	-	-	10	3	13	2
J. Gibbs	-	-	-	-	6	6	12	6
T.K. Chimedza	-	-	-	9	-	2	11	-
W. Walker	-	-	-	-	5	5	10	4
A. Sanders	-	-	-	7	1	1	9	-
W. Lay III	-	-	-	8	-	1	9	-
D. Deveney	-	-	-	2	6	-	8	-
J. Ivey	-	-	-	-	2	6	8	8
T. Oliver	-	-	1	2	-	5	8	5
A. Owens	-	-	-	7	-	-	7	-
D. Leonard	-	-	-	-	2	5	7	-
D. Cochran	-	-	-	-	-	6	6	6
A. Eley	-	-	-	-	-	6	6	6
JaQ. Griffin	-	-	-	-	4	1	5	-
M. Lockhart	-	-	-	-	5	-	5	-
K. McGowan	-	-	-	-	-	5	5	1
A. Clayton	-	-	-	-	4	-	4	-
K. Norris	-	-	-	-	-	4	4	4
S. Yondjouen	-	-	-	2	2	-	4	-
P. Harris	-	-	-	1	2	-	3	-
K. Johnson	-	-	-	-	3	-	3	-
Jordan-Swilling	-	1	-	2	-	-	3	-
K. Kennard	-	-	-	-	3	-	3	-
J. Yates	-	-	-	-	-	3	3	-
D. Douse	-	-	-	-	2	-	2	-
M. Sims	-	-	-	-	2	-	2	-
J. Coco	-	-	-	-	1	1	2	1
J. Griffin	-	-	-	-	1	-	1	-
J. King	-	-	-	-	-	1	1	-
N. Pendley	-	-	-	-	-	1	1	-
A. Stone	-	-	-	-	1	-	1	-
B. Ward	-	-	-	-	1	-	1	-
N. McCollum	-	-	-	-	-	1	1	-
P. Vaipulu	-	-	-	-	-	1	1	-

CAREER HIGHS

DERRIK ALLEN

Tackles: 4, twice - last vs. Duke (Nov. 28, 2020)
Solo Tackles: 1, 4x - last vs. Duke (Nov. 28, 2020)

TRAD BEATTY

Rush Attempts: 1 vs. Kennesaw State (Sept. 11, 2021)
Rushing yards: 1 vs. Kennesaw State (Sept. 11, 2021)

ZEKE BIGGERS

Tackles: 2, 3x - last at Duke (Oct. 9, 2021)
Solo Tackles: 2 at No. 6 Clemson (Sept. 18, 2021)

DJIMON BROOKS

Tackles: 6, twice - last vs. Pitt (Dec. 10, 2020)
Solo Tackles: 2 at Duke (Oct. 12, 2019)
Tackles for Loss: 2.0 vs. No. 4 Notre Dame (Oct. 31, 2020)
Sacks: 1.0 vs. No. 4 Notre Dame (Oct. 31, 2020)
Fumbles Forced: 1 vs. No. 20 UNC (Sept. 25, 2021)
Fumbles Recovered: 1, twice - last vs. No. 20 UNC (Sept. 25, 2021)
Pass Breakups: 1 at Florida State (Sept. 12, 2020)

MILES BROOKS

Tackles: 2 at Duke (Oct. 9, 2021)
Solo Tackles: 1, 3x - last at Duke (Oct. 9, 2021)

SIRAD BRYANT

Tackles: 1 vs. Northern Illinois (Sept. 4, 2021)
Solo Tackles: 1 vs. Northern Illinois (Sept. 4, 2021)

TARIQ CARPENTER

Tackles: 13 at No. 6 Clemson (Sept. 18, 2021)
Solo Tackles: 9 at No. 6 Clemson (Sept. 18, 2021)
Tackles for Loss: 2.0 vs. USF (Sept. 7, 2019)
Interceptions: 1, 4x - last vs. Duke (Nov. 28, 2020)
Longest Interception Return: 43 vs. Duke (Nov. 28, 2020)
Pass Breakups: 2, twice - last vs. Duke (Nov. 28, 2020)
Fumbles Forced: 1, twice - last vs. The Citadel (Sept. 14, 2019)

MALACHI CARTER

Receptions: 6, 3x - last vs. Pitt (Oct. 2, 2021)
Receiving Yards: 92 vs. Northern Illinois (Sept. 4, 2021)
Receiving TDs: 1, 5x - last at Louisville (Oct. 9, 2020)
Longest Reception: 54 vs. NC State (Nov. 21, 2019)

T.K. CHIMEDZA

Tackles: 6, twice - last vs. NC State (Nov. 21, 2019)
Solo Tackles: 5 vs. NC State (Nov. 21, 2019)
Tackles for Loss: 1.0, twice - last vs. Kennesaw State (Sept. 11, 2021)
Sacks: 1.0, twice - last vs. Kennesaw State (Sept. 11, 2021)
Fumbles Recovered: 1 vs. South Florida (Sept. 7, 2019)

BRENT CIMAGLIA

Field Goals Made: 3 vs. No. 20 UNC (Sept. 25, 2021)
Field Goal Attempts: 3 vs. No. 20 UNC (Sept. 25, 2021)
Longest Field Goal: 34 vs. No. 20 UNC (Sept. 25, 2021)

ANTONNEOUS CLAYTON

Tackles: 5 at Louisville (Oct. 9, 2020)
Solo Tackles: 2, twice - last at Louisville (Oct. 9, 2020)
Tackles for Loss: 2.5 at Louisville (Oct. 9, 2020)

JACK COCO

Receptions: 1, 3x - last vs. No. 4 Notre Dame (Oct. 31, 2020)
Receiving Yards: 8 vs. No. 14 UCF (Sept. 19, 2020)
Longest Reception: 8 vs. No. 14 UCF (Sept. 19, 2020)

DYLAN DEVENEV

Receptions: 4 at No. 6 Clemson (Sept. 18, 2021)
Receiving Yards: 23 vs. Pitt (Dec. 10, 2020)
Longest Reception: 18 vs. Pitt (Dec. 10, 2020)
Receiving TDs: 1 vs. Pitt (Dec. 10, 2020)

JORDAN DOMINECK

Tackles: 10 vs. NC State (Nov. 21, 2019)
Solo Tackles: 5 vs. NC State (Nov. 21, 2019)
Tackles for Loss: 3.0 vs. Kennesaw State (Sept. 11, 2021)
Sacks: 2.0 vs. Duke (Nov. 28, 2020)
Forced Fumbles: 2 vs. Kennesaw State (Sept. 11, 2021)
Fumbles Recovered: 1, 3x - last vs. Kennesaw State (Sept. 11, 2021)
Pass Breakups: 1 vs. No. 14 UCF (Sept. 19, 2020)

KALEB EDWARDS

Tackles: 3 at Duke (Oct. 9, 2021)
Solo Tackles: 3 at Duke (Oct. 9, 2021)

AYINDE ELEY

Tackles: 14 at Duke (Oct. 9, 2021)
Solo Tackles: 8 vs. Northern Illinois (Sept. 4, 2021)

MARQUEZ EZZARD

Receptions: 3 vs. No. 14 UCF (Sept. 19, 2020)
Receiving Yards: 45 at Florida State (Sept. 12, 2020)
Longest Reception: 45 yards at Florida State (Sept. 12, 2020)
Punt Returns: 5 at Syracuse (Sept. 26, 2020)
Punt Return Yards: 42 at Syracuse (Sept. 26, 2020)
Long Punt Return: 18 at Syracuse (Sept. 26, 2020)

JAHYMYR GIBBS

Rushing Attempts: 20 vs. Northern Illinois (Sept. 4, 2021)
Rushing Yards: 105 at Syracuse (Sept. 26, 2020)
Rushing TDs: 2 vs. Duke (Nov. 28, 2020)
Longest Rush: 61 vs. Duke (Nov. 28, 2020)
Receptions: 6 vs. Pitt (Oct. 2, 2021)
Receiving Yards: 125 vs. Pitt (Oct. 2, 2021)
Receiving TDs: 1, 3x - last at Louisville (Oct. 9, 2020)
Longest Reception: 77 at Duke (Oct. 9, 2021)
Kick Returns: 3 at Syracuse (Sept. 26, 2020)
Kick Return Yards: 93 vs. No. 14 UCF (Sept. 19, 2020)
Longest Kick Return: 75 vs. No. 14 UCF (Sept. 19, 2020)

JAMIOUS GRIFFIN

Rushing Attempts: 15 at Syracuse (Sept. 26, 2020)
Rushing Yards: 54 at Syracuse (Sept. 26, 2020)
Longest Rush: 35 vs. Pitt (Dec. 10, 2020)
Rushing TDs: 1, twice - last at Louisville (Oct. 9, 2020)
Receptions: 2 vs. No. 14 UCF (Sept. 19, 2020)
Receiving Yards: 38 vs. No. 14 UCF (Sept. 19, 2020)
Longest Reception: 25 vs. No. 14 UCF (Sept. 19, 2020)

JA'QUON GRIFFIN

Tackles: 5 at Syracuse (Sept. 26, 2020)
Solo Tackles: 5 at Syracuse (Sept. 26, 2020)
Tackles for Loss: 1.0, 3x - last at Syracuse (Sept. 26, 2020)
Sacks: 1.0, 3x - last vs. No. 1 Clemson (Oct. 17, 2020)
Fumble Recovery: 1 at Miami (Oct. 19, 2019)

KEVIN HARRIS

Tackles: 1, 3x - last vs. No. 20 UNC (Sept. 25, 2021)
Solo Tackles: 1, twice - last vs. No. 20 UNC (Sept. 25, 2021)

PEJE HARRIS

Receptions: 4 vs. Pitt (Dec. 10, 2020)
Receiving Yards: 48 vs. Pitt (Dec. 10, 2020)
Receiving TDs: 1 at Boston College (Oct. 24, 2020)
Longest Reception: 31 at Boston College (Oct. 24, 2020)

JARED IVEY

Tackles: 5, twice - last at Duke (Oct. 9, 2021)
Solo Tackles: 3 vs. No. 20 UNC (Sept. 25, 2021)
Tackles for Loss: 1.0, 3x - last at No. 6 Clemson (Sept. 18, 2021)
Fumbles Forced: 1 vs. No. 20 UNC (Sept. 25, 2021)

QUEZ JACKSON

Total Tackles: 14 vs. Pitt (Oct. 2, 2021)
Solo Tackles: 7 at Florida State (Sept. 12, 2020)
Tackles for Loss: 2.0, twice - last vs. No. 20 UNC (Sept. 25, 2021)
Sacks: 1.0, twice - last vs. No. 20 UNC (Sept. 25, 2021)
Fumbles Forced: 1, twice - last at No. 6 Clemson (Sept. 18, 2021)
Fumbles Recovered: 1, 3x - last vs. No. 20 UNC (Sept. 25, 2021)
Pass Breakups: 2 vs. No. 1 Clemson (Oct. 17, 2020)
Interceptions: 1, twice - last vs. Pitt (Dec. 10, 2020)

KENAN JOHNSON

Tackles: 4 at NC State (Dec. 5, 2020)
Solo Tackles: 4 at NC State (Dec. 5, 2020)
Tackles for Loss: 1.0 at No. 1 Clemson (Aug. 29, 2019)
Fumbles Forced: 1 vs. NC State (Nov. 21, 2019)
Pass Breakups: 1, 3x - last vs. Kennesaw State (Sept. 11, 2021)

BRUCE JORDAN-SWILLING

Rushing Attempts: 3 vs. No. 1 Clemson (Oct. 17, 2020)
Rushing Yards: 4 at Syracuse (Sept. 26, 2020)
Longest Rush: 4 at Syracuse (Sept. 26, 2020)
Tackles: 11 at Virginia (Nov. 4, 2017)
Solo Tackles: 6 at Virginia (Nov. 4, 2017)
Tackles for Loss: 1.5 at Duke (Oct. 12, 2019)
Sacks: 1.5 at Duke (Oct. 12, 2019)
Fumbles Forced: 1, twice - last at Louisville (Oct. 9, 2020)
Fumbles Recovered: 1, 3x - last at Louisville (Oct. 9, 2020)
Interceptions: 1 at Virginia (Nov. 4, 2017)
Pass Breakups: 1 vs. Pittsburgh (Sept. 23, 2017)
Quarterback Hurries: 1 at No. 7 Clemson (Oct. 28, 2017)
Touchdowns: 1 at Virginia (Nov. 4, 2017) (interception return)

KYLE KENNARD

Tackles: 4 vs. No. 20 UNC (Sept. 25, 2021)
Solo Tackles: 3 vs. Pitt (Dec. 10, 2020)
Tackles for Loss: 3.0 vs. No. 20 UNC (Sept. 25, 2021)
Sacks: 2.0 vs. No. 20 UNC (Sept. 25, 2021)

JAYLON KING

Tackles: 7 at Duke (Oct. 9, 2021)
Solo Tackles: 6 vs. No. 4 Georgia (Nov. 30, 2019)
Tackles for Loss: 1.0, 3x - last at No. 6 Clemson (Sept. 18, 2021)
Pass Breakups: 1 vs. No. 4 Georgia (Nov. 30, 2019)

DEMETRIUS KNIGHT II

Tackles: 6 at Duke (Oct. 12, 2019)
Solo Tackles: 1, 4x - last at Duke (Oct. 12, 2019)
Tackles for Loss: 1.0, 3x - last vs. No. 14 UCF (Sept. 19, 2020)
Sacks: 1.0 at Miami (Oct. 19, 2019)
Fumbles Forced: 1, twice - last vs. No. 14 UCF (Sept. 19, 2020)
Fumbles Recovered: 1 vs. No. 20 UNC (Sept. 25, 2021)
Pass Breakups: 1, twice - last at Duke (Oct. 12, 2019)

DYLAN LEONARD

Receptions: 1, 3x - last at Louisville (Oct. 9, 2020)
Receiving Yards: 15 at Louisville (Oct. 9, 2020)
Longest Reception: 15 at Louisville (Oct. 9, 2020)

JOSEPH MACRINA

Rushing Attempts: 2, twice - last vs. Bowling Green, Sept. 29, 2018
Rushing Yards: 8 vs. Alcorn State, Sept. 1, 2018
Longest Rush: 4 yards, twice - last vs. Bowling Green, Sept. 29, 2018)

JORDAN MASON

Rush Attempts: 22 vs. NC State (Nov. 21, 2019)
Rush Yards: 141, twice - last vs. NC State (Nov. 21, 2019)
Rush TDs: 3 at Virginia Tech (Oct. 25, 2018)
Longest Rush: 48, twice - last vs. Duke (Nov. 28, 2020)
Receptions: 3 vs. USF (Sept. 7, 2019)
Receiving Yards: 37 at Boston College (Oct. 24, 2020)
Receiving TDs: 1 vs. Kennesaw State (Sept. 11, 2021)
Longest Reception: 37 at Boston College (Oct. 24, 2020)

NATE McCOLLUM

Rush Attempts: 1, twice - last at NC State (Dec. 5, 2020)
Rushing Yards: 7 vs. Duke (Nov. 28, 2020)
Receptions: 3 vs. Pitt (Oct. 2, 2021)
Receiving Yards: 49 vs. Pitt (Oct. 2, 2021)
Receiving TDs: 1 vs. Pitt (Oct. 2, 2021)
Longest Reception: 44 vs. Pitt (Oct. 2, 2021)

KYRIC MCGOWAN

Receptions: 6 vs. Kennesaw State (Sept. 11, 2021)
Receiving Yards: 91 vs. Kennesaw State (Sept. 11, 2021)
Receiving TDs: 2 vs. Kennesaw State (Sept. 11, 2021)
Longest Reception: 39 vs. Kennesaw State (Sept. 11, 2021)

KALANI NORRIS

Receptions: 2 vs. Kennesaw State (Sept. 11, 2021)
Receiving Yards: 36 vs. Kennesaw State (Sept. 11, 2021)
Receiving TDs: 1 vs. Kennesaw State (Sept. 11, 2021)
Longest Reception: 25 at Duke (Oct. 9, 2021)

CAREER HIGHS

TOBIAS OLIVER

Pass Completions: 4 at Temple (Sept. 28, 2019)**Pass Attempts:** 11 at Temple (Sept. 28, 2019)**Pass Yards:** 104 at North Carolina (Nov. 3, 2018)**Pass TDs:** 1, twice - last at North Carolina (Nov. 3, 2018)**Longest Pass:** 86 at North Carolina (Nov. 3, 2018)**Rush Attempts:** 40 at Virginia Tech (Oct. 25, 2018)**Rush Yards:** 215 at Virginia Tech (Oct. 25, 2018 (40 Carries)**Rush TDs:** 3 at Virginia Tech (Oct. 25, 2018)**Longest Rush:** 65 [T-8th], At Louisville, Oct 05, 2018**Receptions:** 4 at Virginia (Nov. 9, 2019)**Receiving Yards:** 57 at Virginia (Nov. 9, 2019)**Receiving TDs:** 1 vs. NC State (Nov. 21, 2019)**Longest Reception:** 37 at Virginia (Nov. 9, 2019)**Kick Returns:** 3 vs. Virginia Tech (Nov. 16, 2019)**Kick Return Yards:** 96 vs. The Citadel (Sept. 14, 2019)**Longest Kick Return:** 52 vs. The Citadel (Sept. 14, 2019)**Tackles:** 4 at No. 6 Clemson (Sept. 18, 2021)**Solo Tackles:** 2 at Boston College (Oct. 24, 2020)

JOSH ROBINSON

Tackles: 1 vs. No. 20 UNC (Sept. 25, 2021)**Solo Tackles:** 1 vs. No. 20 UNC (Sept. 25, 2021)**Tackles for Loss:** 1.0 vs. No. 20 UNC (Sept. 25, 2021)

MALIK RUTHERFORD

Receptions: 5 vs. Pitt (Oct. 2, 2021)**Receiving Yards:** 62 vs. Pitt (Oct. 2, 2021)**Longest Reception:** 24 vs. Pitt (Oct. 2, 2021)

ADONICAS SANDERS

Receptions: 7 at NC State (Dec. 5, 2020)**Receiving Yards:** 105 at NC State (Dec. 5, 2020)**Longest Reception:** 39 vs. North Carolina (Oct. 5, 2019)**Receiving TDs:** 1, 3x - last at Duke (Oct. 9, 2021)

DAVID SHANAHAN

Punts: 7 at No. 6 Clemson (Sept. 18, 2021)**Punting Yards:** 274 at No. 6 Clemson (Sept. 18, 2021)**Punting Avg.:** 52.7 vs. Northern Illinois (Sept. 4, 2021)**Longest Punt:** 71 at Duke (Oct. 9, 2021)

JEFF SIMS

Rushing Attempts: 17 at NC State (Dec. 5, 2020)**Rushing Yards:** 128 vs. No. 20 UNC (Sept. 25, 2021)**Rushing TDs:** 3 vs. No. 20 UNC (Sept. 25, 2021)**Longest Rush:** 50 vs. No. 20 UNC (Sept. 25, 2021)**Pass Attempts:** 36 vs. No. 14 UCF (Sept. 19, 2020)**Pass Completions:** 24 vs. Pitt (Oct. 2, 2021)**Passing Yards:** 359 vs. Pitt (Oct. 2, 2021)**Passing TDs:** 3, twice - last at Duke (Oct. 9, 2021)**Longest Pass:** 77 at Duke (Oct. 9, 2021)

MYLES SIMS

Tackles: 5, 3x - last at Duke (Oct. 9, 2021)**Solo Tackles:** 5 vs. No. 4 Georgia (Nov. 30, 2019)**Tackles for Loss:** 1.0 at NC State (Dec. 5, 2020)**Pass Breakups:** 2 at Florida State (Sept. 12, 2020)**Fumbles Recovered:** 1 at No. 6 Clemson (Sept. 18, 2021)

DONTAE SMITH

Rush Attempts: 9, twice - last vs. Pitt (Oct. 2, 2021)**Rushing Yards:** 82 vs. Kennesaw State (Sept. 11, 2021)**Longest Rush:** 36 vs. Duke (Nov. 28, 2020)**Rushing TDs:** 2 vs. Duke (Nov. 28, 2020)**Receptions:** 2, 3x - last vs. No. 20 UNC (Sept. 25, 2021)**Receiving Yards:** 32 at Florida State (Sept. 12, 2020)**Longest Reception:** 20 at Florida State (Sept. 12, 2020)**Kick Returns:** 3 vs. North Carolina (Oct. 5, 2019)**Kick Return Yards:** 77 vs. North Carolina (Oct. 5, 2019)**Longest Kick Return:** 31 vs. North Carolina (Oct. 5, 2019)

TRE SWILLING

Tackles: 6, twice - last vs. Duke (Nov. 28, 2020)**Solo Tackles:** 4, twice - last vs. Northern Illinois (Sept. 4, 2021)**Sacks:** 1.0, twice - last vs. Pitt (Oct. 2, 2021)**Tackles for Loss:** 1.0, 4x - last vs. Northern Illinois (Sept. 4, 2021)**Interceptions:** 1, twice - last at No. 1 Clemson (Aug. 29, 2019)**Longest INT Return:** 41 yards at No. 1 Clemson (Aug. 29, 2019)**Fumbles Forced:** 1 vs. Duke (Oct. 13, 2018)**Fumbles Recovered:** 1, 3x - vs. Duke (Nov. 28, 2020)**Pass Breakups:** 2, 3x - last at Virginia (Nov. 9, 2019)

AKELO STONE

Tackles: 3 vs. Kennesaw State (Sept. 11, 2021)**Solo Tackles:** 3 vs. Kennesaw State (Sept. 11, 2021)**Tackles for Loss:** 2.0 vs. Kennesaw State (Sept. 11, 2021)**Sacks:** 1.0 vs. Duke (Nov. 28, 2020)

CHARLIE THOMAS

Tackles: 12 at No. 6 Clemson (Sept. 18, 2021)**Solo Tackles:** 7 vs. USF (Sept. 7, 2019)**Sacks:** 2.5 vs. No. 20 UNC (Sept. 25, 2021)**Tackles for Loss:** 4.5 vs. No. 20 UNC (Sept. 25, 2021)**Interceptions:** 2 vs. Kennesaw State (Sept. 11, 2021)**Fumbles Forced:** 1, three times - last vs. The Citadel (Sept. 14, 2019)**Fumbles Recovered:** 2 at Louisville (Oct. 5, 2018)**Safeties:** 1 at Temple (Sept. 28, 2019)**Pass Breakups:** 1, 3x - last vs. NC State (Nov. 21, 2019)

JUANYEH THOMAS

Tackles: 11 at Duke (Oct. 9, 2021)**Solo Tackles:** 8 vs. Pitt (Nov. 2, 2019)**Tackles for Loss:** 2.0 vs. Pitt (Nov. 2, 2019)**Fumbles Forced:** 1, 3x - last vs. Pitt (Dec. 10, 2020)**Fumbles Recovered:** 1 vs. Miami (Fla.) (Nov. 10, 2018)**Pass Breakups:** 2 at Virginia (Nov. 9, 2019)**Interceptions:** 1, 4x - last at Duke (Oct. 9, 2021)**Longest Interception Return:** 95 at Louisville (Oct. 5, 2018)**Punt Returns:** 3 vs. Alcorn St. (Sept. 1, 2018)**Punt Return Yards:** 31 vs. Alcorn St. (Sept. 1, 2018)**Longest Punt Return:** 25 vs. Alcorn St. (Sept. 1, 2018)**Kick Returns:** 6 at USF (Sept. 8, 2018)**Kick Return Yards:** 134 at USF (Sept. 08, 2018)**Longest Kick Return:** 100 at No. 5 Georgia (Nov. 24, 2018)

WESLEY WALKER

Tackles: 10 at Duke (Oct. 9, 2021)**Solo Tackles:** 5 at Louisville (Oct. 9, 2020)**Tackles for Loss:** 1.0, twice - last at NC State (Dec. 5, 2020)**Pass Breakups:** 2 vs. No. 14 UCF (Sept. 19, 2020)

ZAMARI WALTON

Tackles: 7 at Florida State (Sept. 12, 2020)**Solo Tackles:** 5, twice - last vs. NC State (Nov. 21, 2019)**Pass Breakups:** 2, twice - last at Temple (Sept. 28, 2019)**Interceptions:** 1, twice - last vs. No. 1 Clemson (Oct. 17, 2020)**Fumbles Recovered:** 1 vs. No. 4 Notre Dame (Oct. 31, 2020)

JORDAN YATES

Pass attempts: 34 at No. 6 Clemson (Sept. 18, 2021)**Pass completions:** 20 at No. 6 Clemson (Sept. 18, 2021)**Passing Yards:** 254 vs. Kennesaw State (Sept. 11, 2021)**Longest Pass:** 53 vs. Northern Illinois (Sept. 4, 2021)**Rush Attempts:** 15 at No. 6 Clemson (Sept. 18, 2021)**Rushing Yards:** 27 vs. Northern Illinois (Sept. 4, 2021)**Longest Rush:** 13 yards vs. Virginia Tech (Nov. 16, 2019)

SYLVAIN YONDJOUE

Tackles: 4 at Duke (Oct. 12, 2019)**Solo Tackles:** 2 at Duke (Oct. 12, 2019)**Tackles for Loss:** 1.0, 3x - last at Syracuse (Sept. 26, 2020)

STARTING LINEUPS, ETC.

OFFENSIVE STARTERS

	QB	RB	WR	WR	WR	TE	LT	LG	C	RG	RT
Northern Illinois	Sims	Gibbs	Carter	McGowan	Sanders	Leonard	Cochran	Cooper	Minihan	Johnson	Pendley
Kennesaw State	Yates	Gibbs	Mason [#]	McGowan	Carter	Leonard	Cochran	Cooper	Minihan	Johnson	Williams
Clemson	Yates	Gibbs	Carter	McGowan	Norris	Leonard	Cochran	Lay III	Minihan	Johnson	Williams
North Carolina	Yates	Gibbs	Carter	McGowan	Norris	Leonard	Cochran	Cooper	Minihan	Johnson	Williams
Pitt	Sims	Gibbs	Carter	McCollum	Norris	Leonard	Cochran	Vaipulu	Minihan	Johnson	Williams
Duke	Sims	Gibbs	Carter	McGowan	Norris	Coco	Cochran	Cooper	Minihan	Johnson	Williams
Virginia											
Virginia Tech											
Miami (Fla.)											
Boston College											
Notre Dame											
Georgia											
^WR *TE *RB											

DEFENSIVE STARTERS

	DE	DT	DT	DE	LB	LB	S	S	S	CB	CB
Northern Illinois	Domineck	Griffin	Brooks	Ivey	Chimedza [^]	Eley	Walker ^(N)	Carpenter	J. Thomas	Swilling	Walton
Kennesaw State	Domineck	Chimedza	Brooks	Ivey	Eley	Jackson	C. Thomas ^(N)	Carpenter	J. Thomas	Swilling	Oliver
Clemson	Domineck	Brooks	Ivey [#]	Jackson ^(N)	Eley	C. Thomas	Walker ^(N)	Carpenter	J. Thomas	Swilling	Oliver
North Carolina	Domineck	Brooks	Ivey [#]	Jackson ^(N)	Eley	Allen*	Walker ^(N)	J. King	J. Thomas	Swilling	Oliver
Pitt	Domineck	Brooks	Ivey [#]	Jackson ^(N)	Eley	C. Thomas	Walker ^(N)	Carpenter	J. Thomas	Swilling	Oliver
Duke	Domineck	Brooks	Ivey [#]	Jackson ^(N)	Eley	C. Thomas	Walker ^(N)	Carpenter	J. Thomas	Swilling	Oliver
Virginia											
Virginia Tech											
Miami (Fla.)											
Boston College											
Notre Dame											
Georgia											
(N) = Nickel ^ DL # DE @ LB * Safety											

GAME INFORMATION

	TECH CAPTAINS	COIN TOSS	GT KO/REC.	GT 1ST OFF. PLAY	GT 1ST POSSESSION	OPP. 1ST POSSESSION	KICKOFF TIME	GAME LENGTH	GT HELMET	GT JERSEY	GT PANTS
Northern Ill.	Johnson, Sims Eley, Thomas	GT	KO	Gibbs rush 6	Downs	Punt	7:35	3:26	Gold	White/Blue	Gold/Blue
Kennesaw St.	Brooks, Carter Swilling, Cochran	KSU	KO	Gibbs rush 26	TD	Punt	12:11	3:12	Gold	White/Gold	Gold/Blue
Clemson	Brooks, Carter Swilling, Cochran	GT	KO	Yates pass 10 Carter	Punt	Punt	3:41	3:35	Gold	White/Gold	White/Blue
North Carolina	Jackson, McGowan Eley, Mason	GT	KO	Yates rush 4	Punt	Punt	7:40	3:24	Gold	Blue/Gold	Blue/Gold
Pitt	Jackson, McGowan Eley, Mason	GT	KO	Sims rush 23	INT	Punt	12:02	3:22	White	Blue/Gold	White/Blue
Duke	Johnson, Cochran Eley, Brooks	GT	KO	Gibbs rush 2	TD	Punt	12:33	3:26	Gold	White/Gold	Gold/Blue
Virginia											
Virginia Tech											
Miami (Fla.)											
Boston College											
Notre Dame											
Georgia											
* touchdown											

TURNOVERS

GEORGIA TECH TAKEAWAYS

NO.	OPP.	QTR	TURNOVER	DEFENDER(S)	LED TO	PTS. OFF
1.	NIU	4	Fumble	W. Walker (F); Q. Jackson (R)	TD	7
2.	KSU	1	Fumble	J. Domineck (F, R)	TD*	7
3.	KSU	3	Interception	C. Thomas	Punt	0
4.	KSU	4	Interception	C. Thomas	TD	7
5.	CLEM	4	Fumble	Q. Jackson (F); M. Sims (R)	Punt	0
6.	UNC	2	Fumble	J. Domineck (F); Q. Jackson (R)	FG	3
7.	UNC	2	Fumble	D. Brooks (F); D. Knight II (R)	FG	3
8.	UNC	4	Fumble	J. Ivey (F); D. Brooks (R)	TD	7
9.	Duke	4	Interception	J. Thomas	End of Game	0
* Defensive touchdown						34
Points						

GEORGIA TECH GIVEAWAYS

NO.	OPP.	QTR	TURNOVER	OFFENSIVE PLAYER	LED TO	PTS. OFF
1.	NIU	2	Fumble	Jeff Sims	Punt	0
3.	KSU	4	Fumble	Jamious Griffin	Punt	0
4.	CLEM	4	Interception	Jordan Yates	End of Game	0
5.	PITT	1	Interception	Jeff Sims	TD	7
6.	PITT	1	Interception	Jeff Sims	TD	7*
7.	Duke	1	Interception	Jeff Sims	Downs	0
8.	Duke	2	Interception	Jeff Sims	Missed FG	0
* Defensive touchdown						14
Points						



DRIVES

DRIVE CHART

DISPLAYED GEORGIA TECH/OPPONENT

	Possessions	TDs	FGs Made	FGs Missed	Fum.	Int.	Safety	Punt	Downs	Half	Game	80+yard Drives	3 and Out
Northern Illinois	12/12	3/3	0/0	3/0	1/1	0/0	0/0	3/7	2/0	0/1	0/1	1/1	2/7
Kennesaw State	12/13	5/2	1/1	0/0	0/1	0/2	0/0	3/7	0/0	1/0	1/0	2/0	3/4
Clemson	11/9	0/2	2/0	0/0	0/1	1/0	0/1	7/4	0/1	0/0	0/0	0/0	3/3
North Carolina	14/13	5/3	3/0	0/1	0/3	0/0	0/0	4/4	0/1	1/0	1/0	1/0	3/1
Pitt	13/13	3/6	0/1	1/0	0/0	2/0	0/0	4/4	3/0	0/1	0/1	0/0	6/2
Duke	15/14	4/3	1/2	0/2	0/0	2/1	0/0	6/5	0/1	1/0	1/0	2/2	5/3
Virginia													
Virginia Tech													
Miami (Fla.)													
Boston College													
Notre Dame													
Georgia													
TOTALS	77/74	20/19	7/4	4/3	1/6	5/3	0/1	27/31	5/4	3/2	3/2	6/3	22/20

GEORGIA TECH SCORING DRIVES

	QTR	TD	FG	PLAYERS	PLAY	PL	YDS	TIME
Northern Ill.	2	X		McGowan from Yates	22-yd pass	17	97	6:00
	4	X		Dontae Smith	15-yd rush	5	77	2:23
	4	X		Jordan Yates	4-yd rush	3	25	0:54
Kennesaw St.	1	X		Mason from Yates	6-yd pass	8	81	2:44
	1	X		Jordan Domineck fumble return	70-yd return			5:01
	2		X	Brent Cimaglia	31-yd FG	12	52	4:49
	2	X		McGowan from Yates	4-yd pass	7	48	2:48
	3	X		Norris from Yates	16-yd pass	6	80	2:32
	4	X		McGowan from Yates	39-yd pass	2	44	0:30
	4	X		Dontae Smith	10-yd rush	4	42	1:46
Clemson	2		X	Brent Cimaglia	22-yd FG	14	66	2:47
	4	X		Brent Cimaglia	22-yd FG	16	70	6:53
North Carolina	2		X	Brent Cimaglia	34-yd FG	9	64	5:02
	2		X	Brent Cimaglia	32-yd FG	4	-4	0:35
	2	X		Jeff Sims	11-yd rush	2	17	0:42
	3	X		Jeff Sims	1-yd rush	3	39	0:32
	3	X		Jahmyr Gibbs	4-yd rush	8	81	2:50
	4	X		Carter from Sims	27-yd pass	9	75	4:58
	4		X	Brent Cimaglia	31-yd FG	12	52	7:11
Pitt	4	X		Jeff Sims	50-yd rush	2	53	0:51
	1	X		McCollum from Sims	44-yd pass	5	75	2:02
	2	X		Dontae Smith	3-yd rush	6	66	1:48
	3	X		Sanders from Sims	4-yd pass	12	75	4:41
Duke	1	X		Gibbs from Sims	77-yd pass	3	82	1:07
	1	X		Jeff Sims	1-yd rush	8	77	3:28
	2		X	Brent Cimaglia	25-yd FG	7	41	2:00
	3	X		McGowan from Sims	18-yd pass	6	75	2:40
	4	X		Sanders from Sims	36-yd pass	6	88	0:51

OPPONENT SCORING DRIVES

	QTR	TD	FG	PLAYERS	PLAY	PL	YDS	TIME
Northern Ill.	1	X		H. Waylee	35-yd rush	8	74	3:42
	2	X		Joiner from Lombardi	5-yd pass	12	66	5:22
	4	X		Ratkovich from Lombardi	3-yd pass	9	80	2:04
	2		X	N. Robertson	31-yd FG	9	46	4:22
Kennesaw St.	4	X		I. Cousin	54-yd rush	7	75	4:08
	4	X		A. Adeleke from Shepherd	39-yd pass	4	46	1:30
	1	X		W. Shipley	3-yd rush	8	39	3:15
Clemson	4	X		W. Shipley	3-yd rush	12	66	4:29
	1	X		S. Howell	23-yd rush	4	40	1:03
	3	X		Morales from Howell	7-yd pass	6	75	1:49
North Carolina	4	X		Downs from Howell	4-yd pass	8	75	2:33
	1	X		I. Abanikanda	9-yd rush	7	48	2:14
	1	X		J. Petrishen	33-yd INT Return			
Pitt	1	X		Addison from Pickett	11-yd pass	2	58	0:58
	2	X		Mack from Pickett	55-yd pass	2	55	0:15
	2	X		I. Abanikanda	6-yd rush	9	75	3:08
	2	X		Krull from Pickett	16-yd pass	2	45	0:39
	3	X		Carter from Pickett	2-yd pass	11	77	4:49
	4		X	S. Scarton	46-yd FG	12	60	4:56
	1	X		Bobo from Holmberg	37-yd pass	8	79	3:16
Duke	2	X		M. Durant	1-yd rush	12	68	3:56
	3		X	C. Ham	35-yd FG	9	60	3:39
	4	X		Dalmolin from Holmberg	7-yd pass	10	80	3:17
	4		X	C. Ham	22-yd FG	15	80	5:52

TOUCHDOWN DRIVES SUMMARY

	GT	OPP
Touchdown plays of 20-plus yards	8	7
Touchdown plays of 50-plus yards	3	2
Touchdown drives of 80-plus yards	6	2
Touchdown drives of 90-plus yards	1	-
Touchdown drives of 20 yards or less	1	-
Touchdown drives of 5:00 or more	2	1
Touchdown drives of 7:00 or more	-	-
Touchdown drives of 3:00 or less	14	10
Touchdown drives of 2:00 or less	10	6
Touchdown drives of 1:00 or less	5	3
Touchdown drives of 5 plays or less	8	6
Touchdown drives of 10 plays or more	2	5
Touchdown drives of 1 play	-	-

does not include special teams or defensive touchdowns

BIG PLAYS

GEORGIA TECH BIG PLAYS (20+ YARDS)

NO.	OPPONENT	PLAYER(S)	PLAY	* Touchdown	
				DOWN-DIST.	YDS.
1.	Northern Illinois	Jeff Sims	Rush	1-10	28
2.		Jordan Mason	Rush	3-3	24
3.		Malachi Carter from Jordan Yates	Pass	1-10	53
4.	Kennesaw State	Jordan Domineck	FUM Return		70*
5.		Jahmyr Gibbs	KO Return		42
6.		Kyric McGowan from Jordan Yates	Pass	2-5	39*
7.		Jahmyr Gibbs from Jordan Yates	Pass	1-10	32
8.		Malachi Carter from Jordan Yates	Pass	3-8	30
9.		Dontae Smith	Rush	2-3	29
10.		Jahmyr Gibbs	Rush	1-10	26
11.		Kalani Norris from Jordan Yates	Pass	3-8	20
12.	Clemson	Kyric McGowan from Jordan Yates	Pass	4-11	35
13.		Kyric McGowan from Jordan Yates	Pass	1-10	25
14.		Kyric McGowan from Jordan Yates	Pass	3-10	22
15.	North Carolina	Jeff Sims	Rush	2-7	50*
16.		Jeff Sims	Rush	2-10	38
17.		Demetrius Knight II	FUM Return		37
18.		Jordan Mason	Rush	2-5	29
19.		Jahmyr Gibbs	Rush	1-10	29
20.		Kyric McGowan from Jeff Sims	Pass	1-10	28
21.		Malachi Carter from Jeff Sims	Pass	1-10	27*
22.		Quez Jackson	FUM Return		23
23.	Pitt	Jahmyr Gibbs from Jeff Sims	Pass	1-10	71
24.		Nate McCollum from Jeff Sims	Pass	1-10	44*
25.		Adonias Sanders from Jeff Sims	Pass	1-10	36
26.		Jahmyr Gibbs	KO Return		34
27.		Jahmyr Gibbs	KO Return		28
28.		Malik Rutherford from Jeff Sims	Pass	1-10	24
29.		Jeff Sims	Rush	1-10	23
30.		Jahmyr Gibbs from Jeff Sims	Pass	1-10	20
31.		Malachi Carter from Jeff Sims	Pass	1-10	20
32.		Jahmyr Gibbs	KO Return		20
33.	Duke	Jahmyr Gibbs from Jeff Sims	Pass		77*
34.		Malachi Carter from Jeff Sims	Pass		39
35.		Malachi Carter from Jeff Sims	Pass		39
36.		Adonias Sanders from Jeff Sims	Pass		37
37.		Adonias Sanders from Jeff Sims	Pass		36*
38.		Azende Rey	Punt Return		35
39.		Jahmyr Gibbs	KO Return		25
40.		Kalani Norris from Jeff Sims	Pass		25
41.		Jahmyr Gibbs	KO Return		21

OPPONENT BIG PLAYS (20+ YARDS)

NO.	OPPONENT	PLAYER(S)	PLAY	* Touchdown	
				DOWN-DIST.	YDS.
1.	Northern Illinois	T. Richie from R. Lombardi	Pass	1-10	39
2.	Kennesaw State	I. Cousin	Rush	4-4	54*
3.		Adeleke from Shepherd	Pass	4-3	39*
4.		Farrow from Shepherd	Pass	3-3	22
5.	North Carolina	E. Simmons from S. Howell	Pass	3-18	63
6.		A. Green from S. Howell	Pass	1-10	36
7.		E. Simmons from S. Howell	Pass	1-10	31
8.		S. Howell	Rush	2-7	23*
9.		K. Morales from S. Howell	Pass	2-5	21
10.	Pitt	T. Mack from K. Pickett	Pass	2-10	55*
11.		J. Addison from K. Pickett	Pass	1-10	47
12.		J. Petrishen	FUM Return		33*
13.		T. Mack from K. Pickett	Pass	2-9	31
14.		L. Krull from K. Pickett	Pass	1-10	29
15.		J. Addison from K. Pickett	Pass	2-3	25
16.		S. Jacques-Louis from K. Pickett	Pass	2-5	21
17.		T. Mack from K. Pickett	Pass	4-4	20
18.	Duke	J. Bobo from G. Holmberg	Pass		37*
19.		J. Calhoun from G. Holmberg	Pass		36
20.		J. Calhoun from G. Holmberg	Pass		29
21.		J. Stinson	KO Return		28
22.		J. Calhoun from G. Holmberg	Pass		26
23.		L. Johnson	INT Return		20
24.		J. Stinson	KO Return		20

BIG PLAYS FROM SCRIMMAGE SUMMARY

RUSH/CATCH	20-29	30-39	40-49	50-59	60-69	70-79	80-89	90-99	TOT
Jahmyr Gibbs	3 (2/1)	1 (0/1)				2 (0/2)			6
Malachi Carter	2 (0/2)	3 (0/2)		1 (0/1)					6
Kyric McGowan	3 (0/3)	2 (0/2)							5
Jeff Sims	2 (2/0)	1 (1/0)		1 (1/0)					4
Adonias Sanders		3 (0/3)							3
Jordan Mason	2 (2/0)								2
Kalani Norris	2 (0/2)								2
Nate McCollum			1 (0/1)						1
Malik Rutherford	1 (0/1)								1
Dontae Smith	1 (1/0)								1
Totals	16 (7/9)	10 (1/9)	1 (0/1)	2 (1/1)		2 (0/2)			31
Opponents	8 (1/7)	6 (0/6)	1 (0/1)	1 (0/1)	1 (0/1)				13
PASSING	20-29	30-39	40-49	50-59	60-69	70-79	80-89	90-99	TOT
Jordan Yates	3	4		1					8
Jeff Sims	6	5	1			2			14
Totals	9	9	1	1		2			22
Opponents	7	6	1	1	1				12

THE LAST TIME IT HAPPENED ...

TEAM

	GEORGIA TECH	OPPONENT
Scored 50 Points	Nov. 28, 2020 vs. Duke (56)	Oct. 2, 2021 by Pitt (52)
Scored 50 Points, ACC Game	Nov. 28, 2020 vs. Duke (56)	Oct. 2, 2021 by Pitt (52)
Scored 35 Points, Half	Oct. 5, 2018 at Louisville (35/2nd)	Oct. 2, 2021 by Pitt (42/1st)
Scored 28 Points, Quarter	Sept. 3, 2015 vs. Alcorn State (34/1st)	Oct. 17, 2020 by No. 1 Clemson (2nd/35)
Scored 0 Points	Nov. 16, 2019 vs. Virginia Tech	Sept. 1, 2018 by Alcorn State
Scored 0 Points, Half	Oct. 17, 2020 vs. No. 1 Clemson (2nd)	Sept. 1, 2018 by Alcorn State (2nd)
Overcame 10-Point Deficit, Win	Oct. 9, 2020 vs. Louisville (21-7)	Sept. 8, 2018 by USF (28-38)
Overcame 10-Point Halftime Deficit, Win	Sept. 12, 2020 at Florida State (0-10)	Nov. 30, 2013 by Georgia (20T) (7-20)
40-Point Margin of Victory	Sept. 29, 2018 vs. Bowling Green (63-17)	Oct. 17, 2020 by No. 1 Clemson (73-7)
30-39-Point Margin of Victory	Oct. 5, 2018 at Louisville (66-31)	Oct. 2, 2021 by Pitt (52-21)
Scored 30 Points or more, Loss	Sept. 8, 2018 at USF (38)	Oct. 5, 2018 by Louisville (31)
Scored fewer than 10 Points, Win	Nov. 11, 2006 at North Carolina (7-0)	Dec. 2, 2006 by Wake Forest (9-6)
7 Touchdowns	Nov. 28, 2020 vs. Duke (7)	Oct. 2, 2021 by Pitt (7)
0 Touchdowns	Sept. 18, 2021 at No. 6 Clemson	Sept. 1, 2018 by Alcorn State
5+ Rushing Touchdowns	Oct. 25, 2018 at Virginia Tech (7)	Aug. 29, 2019 by No. 1 Clemson (5)
4+ Passing Touchdowns	Sept. 13, 2014 vs. Georgia Southern (4)	Oct. 2, 2021 by Pitt (4)
Interception Return for TD	Oct. 5, 2018 at Louisville Juanyeh Thomas (95 yards) (Jordan Travis pass)	Oct. 2, 2021 by Pitt (52) John Petrishen (33 yards) (Jeff Sims pass)
Fumble Return for TD	Sept. 11, 2021 vs. Kennesaw St.; Jordan Domineck (70 yards)	Nov. 28, 2020 by Duke; Shaka Heyward (0 yards)
Punt Return for TD	Sept. 10, 2009 vs. Clemson; Jerrard Tarrant (85 yards)	Sept. 23, 2017 by Pittsburgh; Quadree Henderson (80 yards)
Blocked Punt Return for TD	Sept. 27, 1997 vs. Clemson Block by Ajenavi Eziemeke, Djay Jones recovered for TD	Oct. 12, 2019 by Duke Xander Gagnon blocked and Javon Jackson recovered for a TD
Kickoff Return for TD	Nov. 24, 2018 at No. 5 Georgia; Juanyeh Thomas (100-yard return)	Sept. 8, 2018 by USF; Terrence Horne (98 yards)
2 Non-Offensive TDs	Nov. 8, 2014 at NC State (INT return, fumble return)	Sept. 8, 2018 by USF; Terrence Horne (97 yards)
4 Field Goals Made	Dec. 31, 2016 vs. Kentucky (4)	Oct. 14, 2017 by No. 11/10 Miami (4)
3 Field Goals Missed	Sept. 4, 2021 vs. Northern Illinois (3)	Oct. 19, 2019 by Miami (3)
5 Field Goals Attempted	Dec. 31, 2011 vs. Utah (5)	Nov. 17, 2007 by North Carolina (5)
50-yard Field Goal Made	Dec. 31, 2016 vs. Kentucky (Harrison Butker, 52)	Sept. 23, 2017 by Pittsburgh; Alex Kessman (55 yards)
Missed PAT	Oct. 9, 2020 vs. Louisville	Sept. 26, 2020 by Syracuse
Missed more than 1 PAT	Nov. 3, 2012 at Maryland (2)	Nov. 5, 1977 by Notre Dame (2)
Made 2-Point Conversion	Sept. 25, 2021 vs. No. 20 UNC (D. Leonard pass from P. Harris)	Sept. 25, 2021 by No. 20 UNC (C. Baker pass from S. Howell)
Failed 2-Point Conversion	Oct. 9, 2020 vs. Louisville (Jeff Sims pass failed)	Nov. 21, 2019 by NC State (Devin Leary pass failed)
Two+ 2-Point Conversions Att.	Nov. 17, 2018 vs. Virginia (OT) (2, 2 converted)	Nov. 11, 2017 by No. 17 Virginia Tech (2, 2 failed)
Defensive Extra Point Scored	Oct. 28, 1989 at Duke Ken Swilling 99-yard INT return (Steve Prince pass)	None recorded
Recorded Safety	Sept. 18, 2021 at No. 6 Clemson J. Thomas forced Clemson fumble, fell on in own end zone	Nov. 28, 2020 by Duke GT fumbled a punt return into the endzone
Blocked Field Goal	Oct. 19, 2019 at Miami Antwan Owens blocked T. Davidson's attempt	Sept. 4, 2017 by No. 25/24 Tennessee (20T) Paul Bain blocked Shawn Davis' attempt
Blocked PAT	Sept. 26, 2020 vs. Syracuse (D'Quon Douse)	Oct. 9, 2020 by Louisville (J. Goldwire)
Blocked Punt	Nov. 2, 2019 vs. Pitt Jerry Howard, Jr. blocked punt of Kirk Christodoulou	Sept. 25, 2021 by No. 20 North Carolina Giovanni Biggers blocked punt of David Shanahan
Blocked 2 Kicks/Punts	Dec. 30, 2013 vs. Ole Miss (field goal/PAT)	Nov. 4, 1989 by Western Carolina (2 FGAs)
30+ First Downs	Oct. 25, 2018 at Virginia Tech (35)	Sept. 19, 2020 by No. 14 UCF (31)
10 (or fewer) First Downs	Oct. 17, 2020 vs. No. 1 Clemson (7)	Sept. 1, 2018 by Alcorn State (9)
500-599 Yards Total Offense	Nov. 28, 2020 vs. Duke (523)	Oct. 2, 2021 by Pitt (580)
600+ Yards Total Offense	Sept. 8, 2018 at USF (602)	Oct. 17, 2020 by No. 1 Clemson (671)
< 200 Yards Total Offense	Nov. 16, 2019 vs. Virginia Tech (134)	Sept. 1, 2018 by Alcorn State (146)
< 100 Yards Total Offense	Nov. 18, 1961 at Alabama (96)	Oct. 9, 2004 by Maryland (82)
300+ Yards Total Offense, Half	Sept. 25, 2021 vs. No. 20 UNC (313/2nd)	Oct. 2, 2021 by Pitt (363/1st)
< 50 Yards Total Offense, Half	Sept. 22, 2016 vs. No. 5/3 Clemson (22/1st)	Sept. 9, 2017 by Jacksonville State (45/2nd)
90 Offensive Plays	Sept. 4, 2017 vs. No. 25/24 Tennessee (20T) (96)	Oct. 9, 2021 by Duke (91)
50 (or fewer) Offensive Plays	Nov. 2, 2019 vs. Pitt (50)	Oct. 25, 2018 by Virginia Tech (47)
300-399 Yards Rushing	Nov. 28, 2020 vs. Duke (377)	Sept. 14, 2019 by The Citadel (320)
400+ Yards Rushing	Nov. 3, 2018 at North Carolina (461)	Aug. 29, 2019 by No. 1 Clemson (411)
50 Yards (or less) Rushing	Nov. 27, 2004 at Georgia (24)	Sept. 23, 2017 by Pittsburgh (37)
0 Yards (or less) Rushing	1968 (two times – vs. Notre Dame and Navy)	Nov. 2, 2013 by Pittsburgh (-5)
60+ Rushing Attempts	Oct. 25, 2018 at Virginia Tech (78)	Oct. 9, 2021 by Duke (62)
30 (or fewer) Rushing Attempts	Nov. 2, 2019 vs. Pitt (29)	Nov. 10, 2018 by Miami (Fla.)
25+ Pass Completions	Sept. 10, 2005 vs. North Carolina (25)	Sept. 25, 2021 by No. 20 UNC (25)
5 (or fewer) Pass Completions	Nov. 24, 2018 at No. 5 Georgia (5)	Sept. 14, 2019 by The Citadel (1)

THE LAST TIME IT HAPPENED ...

TEAM

	GEORGIA TECH	OPPONENT
40+ Pass Attempts	Sept. 22, 2007 at Virginia (40)	Nov. 28, 2020 by Duke (47)
10 (or fewer) Pass Attempts	Nov. 17, 2018 vs. Virginia (OT) (8)	Sept. 14, 2019 by The Citadel (4)
Threw 3 Interceptions	Sept. 26, 2020 vs. Syracuse (4)	Nov. 3, 2018 by North Carolina (3)
300-399 Yards Passing	Sept. 1, 2011 vs. Western Carolina (365)	Sept. 25, 2021 by No. 20 UNC (306)
400+ Yards Passing	Nov. 10, 2001 at Virginia (486)	Oct. 17, 2020 by No. 1 Clemson (500)
100 (or less) Yards Passing	Nov. 30, 2019 vs. No. 4 Georgia (40)	Sept. 1, 2018 by Alcorn State (69)
Completed 70 Percent of Passes	Sept. 11, 2021 vs. Kennesaw State (.739, 17-of-23)	Oct. 9, 2021 by Duke (.759, 22-of-29)
5+ Fumbles	Oct. 13, 2018 vs. Duke (6)	Oct. 25, 2014 by Pittsburgh (7)
4+ Fumbles Lost	Sept. 23, 2017 vs. Pittsburgh (4)	Nov. 28, 2020 by Duke (4)
5 Turnovers	Sept. 26, 2020 vs. Syracuse (5)	Nov. 28, 2020 by Duke (5)
0 Turnovers	Dec. 5, 2020 at NC State	Dec. 5, 2020 by NC State
10 Penalties	Sept. 18, 2021 at No. 6 Clemson (10)	Oct. 24, 2020 by Boston College (10)
2 (or fewer) Penalties	Sept. 7, 2019 vs. USF (2)	Nov. 30, 2019 by No. 4 Georgia (0)
100+ Penalty Yards	Dec. 5, 2020 at NC State (111)	Oct. 24, 2020 by Boston College (102)
10 (or fewer) Penalty Yards	Oct. 14, 2017 vs. No. 11/10 Miami (6)	Nov. 30, 2019 by No. 4 Georgia (0)
10 Punts	Nov. 30, 2019 vs. No. 4 Georgia (13)	Oct. 11, 2008 by Gardner-Webb (10)
0 Punts	Oct. 5, 2018 at Louisville	Dec. 5, 2009 by Clemson
10 Third-Down Conversions	Dec. 5, 2020 at NC State (10)	Oct. 31, 2020 by No. 4 Notre Dame (10)
2+ Fourth-Down Conversions	Sept. 18, 2021 at No. 6 Clemson (2-of-3)	Oct. 9, 2021 by Duke (2-of-3)
4 Fourth-Down Attempts	Oct. 2, 2021 vs. Pitt (2-of-4)	Sept. 12, 2020 by Florida State (3-of-5)
37:00 or higher TOP	Oct. 25, 2018 at Virginia Tech (42:18)	Nov. 19, 2016 by Virginia (38:37)
15 Tackles for Loss	Sept. 1, 2007 at Notre Dame (19)	None Recorded
10 Sacks	Oct. 9, 1993 vs. Maryland (11)	None Recorded
5 Players to Score TD	Sept. 11, 2021 vs. Kennesaw State (5)	Oct. 2, 2021 by Pitt (6)
4 Players to Rush for TD	Oct. 9, 2020 vs. Louisville (4)	Nov. 10, 2012 by North Carolina (4)
3 Players to Catch TD Pass	Oct. 9, 2021 at Duke (3)	Oct. 2, 2021 by Pitt (4)
2 Players to Throw TD Pass	Oct. 9, 2020 vs. Louisville (2 - Jeff Sims & Ahmarean Brown)	Oct. 17, 2020 by No. 1 Clemson (5 - Trevor Lawrence; 2 - Hunter Helms)
15-Play+ Touchdown Drive	Sept. 18, 2021 at No. 6 Clemson (2x) (16)	Oct. 31, 2020 by No. 4 Notre Dame (15)
8-Minute+ Touchdown Drive	Sept. 30, 2017 vs. North Carolina (8:54)	Oct. 31, 2020 by No. 4 Notre Dame (8:38)
90-Yard+ Touchdown Drive	Sept. 4, 2021 vs. Northern Illinois (97)	Sept. 19, 2020 by No. 14 UCF (90)
1-Play Touchdown Drive	Nov. 3, 2018 at North Carolina (Q. Searcy 86-yd pass from T. Oliver)	Oct. 17, 2020 by No. 1 Clemson (A. Rodgers 83-yd pass from T. Lawrence)
Won an Overtime Game	Oct. 19, 2019 at Miami (OT) (28-21)	Sept. 14, 2019 by The Citadel (OT) (27-24)
Game Won on Final Play	Oct. 24, 2015 vs. Florida State (Lance Austin 78-yard missed FG return)	Sept. 14, 2019 by The Citadel (37-yard FG in overtime)

BOTH TEAMS COMBINED

90 Points	Oct. 5, 2018 at Louisville (97) (66-31)
100+ Rushing Attempts	Oct. 9, 2021 at Duke (101)
20 (or fewer) Points	Nov. 28, 2015 vs. Georgia (20) (13-7)
60 (or fewer) Rushing Att.	Sept. 9, 2006 vs. Samford (51)
10 (or fewer) Points	Nov. 11, 2006 at North Carolina (7) (7-0)
700+ Yards Passing	Oct. 2, 2021 by Pitt (758)
50 Points in a Half	Oct. 2, 2021 by Pitt (56)
150 (or fewer) Passing Yds.	Nov. 3, 2012 at Maryland (146)
0 Points in a Half	Nov. 11, 2006 at North Carolina (2nd)
50 Pass Completions	Sept. 15, 2007 vs. Boston College (50)
30 Points in a Quarter	Nov. 28, 2020 vs. Duke (33/2nd)
20 (or fewer) Completions	Sept. 14, 2019 vs. The Citadel (8)
10+ Touchdowns	Oct. 2, 2021 by Pitt (10)
90 Pass Attempts	Oct. 26, 2002 vs. Virginia (101)
0 Touchdowns	Dec. 2, 2006 vs. Wake Forest
30 (or fewer) Pass Att.	Sept. 14, 2019 vs. The Citadel (17)
5 Touchdowns in a Quarter	Oct. 17, 2020 vs. No. 1 Clemson (5/2nd)
5 Passes Intercepted	Nov. 1, 2007 vs. Virginia Tech (5)
8 Touchdowns in a Half	Oct. 2, 2021 by Pitt (8/1st)
10 Fumbles	Oct. 13, 2018 vs. Duke (10)

6 Field Goals	Nov. 17, 2018 vs. Virginia (OT) (6)
5 Fumbles Lost	Sept. 23, 2017 vs. Pittsburgh (5)
4 Field Goals Missed	Oct. 20, 2012 vs. Boston College (4)
10 Turnovers	Nov. 17, 1990 at Wake Forest (10)
8 Field Goals Att.	Nov. 17, 2007 vs. North Carolina (8)
0 Turnovers	Oct. 15, 2016 vs. Georgia Southern
50 First Downs	Sept. 19, 2020 vs. No. 14 UCF (54)
20 Penalties	Oct. 24, 2020 at Boston College (20)
25 (or fewer) First Downs	Oct. 18, 2008 at Clemson (24) (12-12)
5 (or fewer) Penalties	Nov. 21, 2019 vs. NC State (5)
1,000+ Yards Total Offense	Sept. 19, 2020 vs. No. 14 UCF (1,131)
200 Penalty Yards	Sept. 9, 2000 vs. Florida State (254)
500 Yds (or fewer) Total Off.	Oct. 22, 2011 at Miami (473)
25 (or fewer) Penalty Yards	Oct. 22, 2011 at Miami (15)
160+ Offensive Plays	Sept. 19, 2020 vs. No. 14 UCF (173)
15+ Punts	Nov. 30, 2019 vs. No. 4 Georgia (17)
120 (or fewer) Off. Plays	Nov. 16, 2019 vs. Virginia Tech (117)
0 Punts	Dec. 5, 2009 vs. Clemson
600+ Yards Rushing	Oct. 5, 2018 at Louisville (655)
10 Sacks	Nov. 10, 2007 at Duke (10)
150 (or fewer) Rushing Yds.	Nov. 19, 2005 at Miami (150)

THE LAST TIME IT HAPPENED ...

INDIVIDUAL

	GEORGIA TECH	OPPONENT
30+ Rushing Attempts	Oct. 25, 2018 at Virginia Tech, Tobias Oliver (40)	Oct. 9, 2021 by Duke, Mataeo Durant (43)
150-199 Yards Rushing	Oct. 5, 2018 at Louisville, TaQuon Marshall (175)	Oct. 9, 2021 by Duke, Mataeo Durant (152)
200+ Yards Rushing	Oct. 25, 2018 at Virginia Tech, Tobias Oliver (215)	Aug. 29, 2019 by No. 1 Clemson, Travis Etienne (205)
50+ Pass Attempts	Oct. 6, 2005 vs. NC State, Reggie Ball (53)	Oct. 5, 2019 by North Carolina, Sam Howell (51)
40+ Pass Attempts	Sept. 22, 2007 at Virginia, Taylor Bennett (40)	Nov. 28, 2020 by Duke, Chase Brice (40)
25+ Pass Completions	Nov. 8, 2003 vs. Duke, Reggie Ball (27)	Sept. 25, 2021 by No. 20 UNC, Sam Howell (25)
Threw 3 Interceptions	Sept. 26, 2020 vs. Syracuse, Jeff Sims (4)	Nov. 3, 2018 by North Carolina, Nathan Elliott (3)
300-399 Yards Passing	Oct. 2, 2021 vs. Pitt, Jeff Sims (359)	Oct. 2, 2021 by Pitt, Kenny Pickett (389)
400+ Yards Passing	Nov. 10, 2001 at Virginia, George Godsey (486)	Oct. 17, 2020 by No. 1 Clemson, Trevor Lawrence (404)
Rushed & Passed for 100+ Yds.	Sept. 25, 2021 vs. No. 20 UNC, Jeff Sims (128/112)	Oct. 9, 2020 by Louisville, Javian Hawkins (155/229)
Rushed & Received for 100+ Yds.	Nov. 14, 2013 at Clemson Robert Godhigh (126/203)	Oct. 30, 1997 by North Carolina J. Linton (138/137)
300-399 Yards Total Offense	Nov. 4, 2017 at Virginia, TaQuon Marshall (322)	Oct. 14, 2017 by No. 11/10 Miami, Malik Rosier (317)
400+ Yards Total Offense	Oct. 29, 2016 vs. Duke, Justin Thomas (459)	Oct. 6, 2012 by Clemson, Tajh Boyd (460)
10+ Receptions	Oct. 7, 2006 vs. Maryland, Calvin Johnson (10)	Nov. 17, 2018 by Virginia, Olamide Zaccheaus (10)
100-199 Yards Receiving	Oct. 2, 2021 vs. Pitt, Jahmyr Gibbs (125)	Oct. 2, 2021 by Pitt, Jordan Addison (117)/Taysir Mack (121)
200+ Yards Receiving	Oct. 4, 2008 vs. Duke, Demaryius Thomas (230)	Dec. 29, 2005 by Utah, Travis Latendresse (214)
4+ Touchdowns Scored	Sept. 4, 2017 vs. No. 25/24 Tennessee (20T) TaQuon Marshall (5)	Sept. 4, 2017 by No. 25/24 Tennessee (20T) John Kelly (4)
3+ Touchdowns Rushing	Sept. 25, 2021 vs. No. 21/20 North Carolina Jeff Sims (3)	Aug. 29, 2019 by No. 1 Clemson Travis Etienne (3)
3+ Touchdowns Receiving	Sept. 11, 2004 vs. Clemson, Calvin Johnson (3)	Nov. 29, 2008 by Georgia, Mohamed Massaquoi (3)
4+ Touchdowns Passing	Sept. 11, 2021 vs. Kennesaw State, Jordan Yates (4)	Oct. 2, 2021 by Pitt, Kenny Pickett (4)
Rushing & Receiving TDs	Oct. 24, 2020 at Boston College, Ahmarean Brown (1/1)	Oct. 14, 2017 by No. 11/10 Miami, Travis Homer (1/1)
Rushing & Passing TDs	Oct. 9, 2021 at Duke, Jeff Sims (3/1)	Nov. 16, 2019 by Virginia Tech, Hendon Hooker (1/2)
Passing & Receiving TDs	Nov. 17, 2007 vs. North Carolina Taylor Bennett (1/1)	Nov. 18, 2017 by Duke Shaun Wilson (1/2)
3 Field Goals	Sept. 25, 2021 vs. No. 20/21 North Carolina Brent Cimaglia (3-of-3)	Nov. 18, 2017 by Duke Austin Parker (3-of-3)
4+ Field Goals	Nov. 17, 2018 vs. Virginia Wesley Wells (4-of-4)	Oct. 14, 2017 by No. 11/10 Miami Michael Badgley (4-of-4)
5 Field Goal Attempts	Sept. 1, 2007 vs. Notre Dame Travis Bell (5)	Nov. 17, 2007 by North Carolina Connor Barth (5)
Made a 50-yard Field Goal	Dec. 31, 2016 vs. Kentucky, Harrison Butker (52)	Sept. 23, 2017 by Pittsburgh, Alex Kessman (55)
Attempted a 60-yard Field Goal	Sept. 4, 2021 vs. Northern Illinois Gavin Stewart (60/miss)	Nov. 17, 2007 by North Carolina Connor Barth (63/miss)
10+ Punts	Nov. 30, 2019 vs. No. 4 Georgia, Pressley Harvin III (13)	None recorded
60-69 yard Punt	Sept. 4, 2021 vs. Northern Illinois, David Shanahan (63)	Nov. 4, 2017 by Virginia, Lester Coleman (63)
70-yard+ Punt	Oct. 9, 2021 at Duke David Shanahan (71)	Sept. 4, 2017 by No. 25/24 Tennessee (20T) Trevor Daniel (70)
100+ Punt Return Yards	Aug. 31, 2002 vs. Vanderbilt, Kelley Rhino (110)	None recorded
70-89 yard Punt Return	Sept. 10, 2009 vs. Clemson Jerrard Tarrant (85 TD)	Sept. 23, 2017 by Pittsburgh Quadree Henderson (80 TD)
Punt Return for a Touchdown	Sept. 10, 2009 vs. Clemson, Jerrard Tarrant	Sept. 23, 2017 by Pittsburgh, Quadree Henderson
90-yard+ Kickoff Return	Nov. 24, 2018 at No. 5 Georgia Juanyeh Thomas (100 TD)	Sept. 8, 2018 by USF Terrence Horne (98 TD, 97 TD)
Kickoff Return for a Touchdown	Nov. 24, 2018 at No. 5 Georgia Juanyeh Thomas (100 TD)	Sept. 8, 2018 by USF Terrence Horne (98 TD, 97 TD)
70-yard+ Interception Return	Aug. 31, 2013 vs. Elon, Tyler Marcordes (95)	Nov. 9, 2002 by Florida State, S. Samuels (82 TD)
15+ Tackles	Oct. 5, 2019 vs. North Carolina, David Curry (16)	Oct. 13, 2018 by Duke, Joe Giles-Harris (15)
3.0+ Sacks	Nov. 30, 2013 vs. Georgia (20T) Jeremiah Attaochu (4.0)	Oct. 12, 2019 by Duke Victor Dimukeje (3.0)
2+ Interceptions	Sept. 11, 2021 vs. Kennesaw State, Charlie Thomas (2)	Sept. 12, 2020 by Florida State, Asante Samuel (2)
2+ Fumble Recoveries	Oct. 5, 2018 at Louisville, Charlie Thomas (2)	Nov. 21, 2019 by NC State, Larrell Murchison (2)
2+ Forced Fumbles	Sept. 11, 2021 vs. Kennesaw State, Jordan Domineck (2)	Nov. 3, 2018 by North Carolina, Cole Holcomb (3)

TWO PLAYERS

	GEORGIA TECH	OPPONENT
2 100-yard Rushers	Nov. 28, 2020 vs. Duke Jeff Sims (108) and Jordan Mason (105)	Nov. 28, 2009 by Georgia Washaun Ealey (183) and Caleb King (166)
2 100-yard Receivers	Sept. 10, 2005 vs. North Carolina Damarius Bilbo (131) and Calvin Johnson (114)	Oct. 2, 2021 by Pitt Jordan Addison (117) and Taysir mack (121)
100-yard Rusher/100-yard Receiver	Sept. 8, 2018 TaQuon Marshall (113) and Clinton Lynch (111)	Oct. 9, 2021 by Duke Mataeo Durant (152) and Jalon Calhoun (103)
250 Combined Yards Rushing	Nov. 21, 2019 vs. NC State James Graham and Jordan Mason (270)	Aug. 29, 2019 by No. 1 Clemson Travis Etienne and Lyn-J Dixon (272)
250 Combined Yards Receiving	Jan. 1, 2007 vs. West Virginia Calvin Johnson and James Johnson (254)	Sept. 19, 2020 by No. 14 UCF Marlon Williams and Jaylon Robinson (261)
20 Combined Receptions	Nov. 10, 2001 at Virginia Will Glover and Kerry Watkins (21)	Oct. 26, 2013 by Virginia Darius Jennings and Tim Smith (23)


NORTHERN ILLINOIS 22

1-0, 0-0


GEORGIA TECH 21

0-1, 0-0

Game 1 • Sept. 4, 2021 • Atlanta, Ga. • Bobby Dodd Stadium (33,651)
SCORING SUMMARY

	1	2	3	4	F
Northern Illinois	7	7	0	8	22
Georgia Tech	0	7	0	14	21

1st	1:56	NIU	H. Waylee 35-yd rush (R. Richardson kick)	NIU 7, GT 0
2nd	10:17	NIU	M. Joiner 5-yd pass from R. Lombardi (R. Richardson kick)	NIU 14, GT 0
2nd	0:47	GT	K. McGoward 22-yd pass from J. Yates (B. Cimaglia kick)	NIU 14, GT 7
4th	7:44	GT	D. Smith 15-yd rush (B. Cimaglia kick)	NIU 14, GT 14
4th	6:32	GT	J. Yates 4-yd rush (B. Cimaglia kick)	NIU 14, GT 21
4th	0:38	NIU	C. Ratkovich 3-yd pass from R. Lombardi (T. Richie pass from R. Lombardi)	NIU 22, GT 21

TEAM STATISTICS

	NIU	GT
First Downs.....	15	25
Rushes-Yards.....	42-165	51-271
Passing Yards.....	136	158
Pass Comp-Att-Int.....	11-17-0	16-27-0
Total Offense.....	301	429
Fumbles-Lost.....	1-1	2-1
Penalties-Yards.....	11-82	2-5
Punts-Yards (Avg./Net).....	7-287 (41.0/41.4)	3-158 (52.7/39.3)
Kickoffs-Yards (Avg./Net).....	4-221 (52.2/39.0)	4-259 (64.8/40.0)
Punt Returns (No.-Yds.-TD).....	0-0-0	3-(-3)-0
Kickoff Returns (No.-Yds.-TD).....	0-0-0	4-65-0
Interceptions (No.-Yds.-TD).....	0-0-0	0-0-0
Fumble Returns (No.-Yds.-TD).....	0-0-0	0-0-0
Time of Possession.....	28:55	28:01
Third-Down Conversions.....	5-of-12	9-of-18
Fourth-Down Conversions.....	0-of-0	2-of-4
Red-Zone Scores-Chances.....	2-2	2-3
Sacks By (No.-Yds.).....	4-22	0-0
Field Goals.....	0-0	0-3
Points Off Turnovers.....	0	7

INDIVIDUAL STATISTICS

RUSHING: GT — Jahmyr Gibbs 20-99; Jordan Mason 15-96; Jeff Sims 6-34; Jordan Yates 9-27; Dontae Smith 1-15.

NIU — Harrison Waylee 27-144; Rocky Lombardi 5-23; Clint Ratkovich 7-13; TEAM 2-(-5); Tyrice Tichie 1-(-10).

PASSING: GT — Jordan Yates 12-18-0 135; Jeff Sims 3-8-0 21.

NIU — Rocky Lombardi 11-17-0 136.

RECEIVING: GT — Malachi Carter 6-92; Jahmyr Gibbs 3-17; Adonias Sanders 3-9; PeJe' Harris 2-8; Kyric McGowan 3-32.

NIU — Clint Ratkovich 3-13; Tyrice Richie 2-64; Miles Joiner 2-6; Messiah Travis 1-20; Harrison Waylee 1-16; Cole Tucker 1-11; Ethan Hampton 1-6.

INTERCEPTIONS: GT — None.

NIU — None.

FUMBLE RECOVERIES: GT — Jackson.

NIU — Rogers.

FORCED FUMBLES: GT — Walker.

NIU — None.

TACKLES FOR LOSS: GT — Swilling 1.0-10.

NIU — Tucker 1.0-13; Rayner 1.0-3; Deveaux 1.0-1; Hansen 1.0-1; Oppong 1.0-1; O'Malley 0.5-3; Thomas 0.5-2.

SACKS: GT — None.

NIU — Tucker 1.0-13; Rayner 1.0-3; O'Malley 0.5-3; Thomas 0.5-2.


KENNESAW STATE 17

1-1, 0-0


GEORGIA TECH 45

1-1, 0-0

Game 2 • Sept. 11, 2021 • Atlanta, Ga. • Bobby Dodd Stadium (35,195)
SCORING SUMMARY

	1	2	3	4	F
Kennesaw State	0	3	0	14	17
Georgia Tech	14	10	7	14	45

1st	8:49	GT	Mason, J. 6 yd pass from Yates, J. (Cimaglia, B. kick)	KSU 0 - GT 7
	3:48	GT	Domineck, J. 70 yd fumble recovery (Cimaglia, B. kick)	KSU 0 - GT 14
2nd	10:30	GT	Cimaglia, B. 31 yd field goal	KSU 0 - GT 17
	6:08	KSU	Robertson, Natha 46 yd field goal	KSU 3 - GT 17
	3:13	GT	McGowan, K. 4 yd pass from Yates, J. (Cimaglia, B. kick)	KSU 3 - GT 24
3rd	12:19	GT	Norris, K. 16 yd pass from Yates, J. (Cimaglia, B. kick)	KSU 3 - GT 31
4th	14:22	GT	McGowan, K. 39 yd pass from Yates, J. (Cimaglia, B. kick)	KSU 3 - GT 38
	10:14	KSU	Cousin, Iaan 54 yd run (Robertson, Natha kick)	KSU 10 - GT 38
	8:41	KSU	Adeleke, Adeolu 39 yd pass from Shepherd, Xavier (Robertson, Natha kick)	KSU 17 - GT 38
	6:53	GT	Smith, Dontae 10 yd run (Cimaglia, B. kick)	KSU 17 - GT 45

TEAM STATISTICS

	KSU	GT
First Downs.....	13	20
Rushes-Yards.....	43-161	36-158
Passing Yards.....	111	186
Pass Comp-Att-Int.....	8-20-2	17-23-0
Total Offense.....	272	412
Fumbles-Lost.....	3-1	1-1
Penalties-Yards.....	4-30	5-31
Punts-Yards (Avg./Net).....	7-217 (31.0/31.0)	3-123 (41.0/34.3)
Kickoffs-Yards (Avg./Net).....	2-98 (49.0/29.0)	8-498 (62.2/38.1)
Punt Returns (No.-Yds.-TD).....	0-0-0	0-0-0
Kickoff Returns (No.-Yds.-TD).....	0-0-0	3-54-0
Interceptions (No.-Yds.-TD).....	0-0-0	2-0-0
Fumble Returns (No.-Yds.-TD).....	0-0-0	1-70-1
Time of Possession.....	33:41	26:19
Third-Down Conversions.....	3-of-15	6-of-11
Fourth-Down Conversions.....	2-of-2	0-of-0
Red-Zone Scores-Chances.....	0-0	5-5
Sacks By (No.-Yds.).....	3-28	2-13
Field Goals.....	1-1	1-1
Points Off Turnovers.....	0	14

INDIVIDUAL STATISTICS

RUSHING: GT — Smith, Dontae 8-82; Gibbs, J. 9-56;

Griffin, J. 5-16; Mason, J. 6-11; Beatty, T. 1-1; Yates, J. 7-minus 8.

KSU — Cousin, Iaan 3-52; Foster, Isaac 6-45; Daniels, Preston 5-26;

Glover, Kyle 8-22; Farrow, Nykeem 3-21; Adeleke, Adeolu 1-7; Smith, Irving 2-3;

Shepherd, Xavier 15-minus 22.

PASSING: GT — Jordan Yates 17-23-0 254.

KSU — Shepherd, Xavier 8-20-2 111.

RECEIVING: GT — McGowan, K. 6-91; Gibbs, J. 2-44; Carter, M. 2-40; Norris, K. 2-36;

Harris, P. 1-19; Smith, Dontae 1-7; McCollum, N. 1-6; Mason, J. 1-6; Leonard, D.

1-5.

KSU — Farrow, Nykeem 2-22; Adeleke, Adeolu 1-39; O'Neal, Caleb

1-16; Foster, Isaac 1-12; Hill, Xavier 1-10; Cousin, Iaan 1-6; Haigler, Will 1-6.

INTERCEPTIONS: GT — Thomas (2).

KSU — None.

FUMBLE RECOVERIES: GT — Domineck.

KSU — Montgomery.

FORCED FUMBLES: GT — Domineck (2).


KSU — Singletary.

TACKLES FOR LOSS: GT — Domineck 3.0-18; Stone 2.0-3; Chimedza 1.0-8; Jackson 1.0-5; Thomas 1.0-2; Ivey 1.0-2.

KSU — Moore 1.0-15; Parker 1.0-10; Bell 1.0-3.

SACKS: GT — Chimedza 1.0-8; Domineck 1.0-5.

KSU — Moore 1.0-15; Parker 1.0-10; Bell 1.0-3.

	GEORGIA TECH	8
	1-2, 0-1	
	No. 6/6 CLEMSON	14
	2-1, 1-0	

Game 3 • Sept. 18, 2021 • Clemson, S.C. • Memorial Stadium (81,500)

SCORING SUMMARY

	1	2	3	4	F
Georgia Tech	0	3	0	5	8
Clemson	7	0	0	7	14

1st	4:37	CLEM	W. Shipley 3 yd rush (B. Potter kick)	GT 0 - CLEM 7
2nd	0:00	GT	B. Cimaglia 22 yd field goal	GT 3 - CLEM 7
4th	8:12	CLEM	W. Shipley 3 yd rush (B. Potter kick)	GT 3 - CLEM 14
	1:19	GT	B. Cimaglia 22 yd field goal	GT 6 - CLEM 14
	0:07	GT	Safety	GT 8 - CLEM 14

TEAM STATISTICS

	GT	CLEM
First Downs.....	20.....	19
Rushes-Yards.....	38-95.....	41-158
Passing Yards.....	203.....	126
Pass Comp-Att-Int.....	20-34-1.....	18-25-0
Total Offense.....	298.....	284
Fumbles-Lost.....	1-0.....	4-1
Penalties-Yards.....	10-63.....	8-66
Punts-Yards (Avg./Net).....	7-274 (39.1/34.7).....	4-158 (39.5/40.0)
Kickoffs-Yards (Avg./Net).....	1-65 (65.0/40.0).....	4-255 (63.8/45.5)
Punt Returns (No.-Yds.-TD).....	1-(-2)-0.....	2-11-0
Kickoff Returns (No.-Yds.-TD).....	1-16-0.....	0-0-0
Interceptions (No.-Yds.-TD).....	0-0-0.....	1-0-0
Fumble Returns (No.-Yds.-TD).....	0-0-0.....	0-0-0
Time of Possession.....	30:10.....	29:50
Third-Down Conversions.....	3-of-15.....	9-of-15
Fourth-Down Conversions.....	2-of-3.....	0-of-1
Red-Zone Scores-Chances.....	0-3.....	2-4
Sacks By (No.-Yds.).....	0-0.....	4-30
Field Goals.....	2-2.....	0-0
Points Off Turnovers.....	0.....	0

INDIVIDUAL STATISTICS

RUSHING: GT — Gibbs, J. 11-30; Smith, Dontae 3-24; Yates, J. 15-21; Mason, J. 9-20.

CLEM — Shipley, Will 21-88; Ulagalelei, DJ 8-46; Pace, Kobe 7-13; Dixon, Lyn-J 5-11.

PASSING: GT — Jordan Yates 20-34-1 203.

CLEM — Ulagalelei, DJ 18-25-0 126.

RECEIVING: GT — McGowan, K. 4-82; Carter, M. 4-47; Deveney, D. 4-16; Sanders, A. 3-20; Gibbs, J. 2-17; Smith, Dontae 1-16; Harris, P. 1-3; McCollum, N. 1-2.

CLEM — Ross, Justyn 7-61; Ngata, Joseph 2-25; Allen, Davis 2-13; Shipley, Will 2-6; Pace, Kobe 1-17; Taylor, Will 1-5; Ladson Jr., Fran 1-5; Galloway, Braden 1-1; Dixon, Lyn-J 1-minus 7.

INTERCEPTIONS: GT — None.

CLEM — Bresee.

FUMBLE RECOVERIES: GT — Sims.

CLEM — None.

FORCED FUMBLES: GT — J. Thomas; Jackson.

CLEM — None.

TACKLES FOR LOSS: GT — C. Thomas 1.0-7; J. King 1.0-5; Ivey 1.0-2; J. Thomas 1.0-1.

CLEM — Bentley 3.0-9; Bresee 2.0-17; Thomas 0.5-6; Simpson 0.5-5; Murphy 0.5-3; Orhorhoro 0.5-2; Henry 0.5-1.

SACKS: GT — None.

CLEM — Bresee 1.5-16; Bentley 1.0-2; Thomas 0.5-6; Simpson 0.5-5; Henry 0.5-1

	No. 21/20 NORTH CAROLINA	22
	2-2, 1-2	
	GEORGIA TECH	45
	2-2, 1-1	

Game 4 • Sept. 25, 2021 • Atlanta, Ga. • Mercedes-Benz Stadium (37,450)

SCORING SUMMARY

	1	2	3	4	F
North Carolina	7	0	7	8	22
Georgia Tech	0	13	14	18	45

1st	10:23	UNC	Howell, Sam 23 yd run (Atkins, Grayson kick)	UNC 7 - GT 0
2nd	14:21	GT	Cimaglia, B. 34 yd field goal	UNC 7 - GT 3
	13:34	GT	Cimaglia, B. 32 yd field goal	UNC 7 - GT 6
	2:41	GT	Sims, J. 11 yd run (Cimaglia, B. kick)	UNC 7 - GT 13
3rd	10:53	GT	Sims, J. 1 yd run (Cimaglia, B. kick)	UNC 7 - GT 20
	5:39	GT	Gibbs, J. 4 yd run (Cimaglia, B. kick)	UNC 7 - GT 27
	3:50	UNC	Morales, Kamari 7 yd pass from Howell, Sam (Atkins, Grayson kick)	UNC 14 - GT 27
4th	13:52	GT	Carter, M. 27 yd pass from Sims, J. (Leonard, D. pass from Harris, P.)	UNC 14 - GT 35
	11:19	UNC	Downs, Josh 4 yd pass from Howell, Sam (Baker, Cayden pass from Howell, Sam)	UNC 22 - GT 35
	4:07	GT	Cimaglia, B. 31 yd field goal	UNC 22 - GT 38
	1:13	GT	Sims, J. 50 yd run (Cimaglia, B. kick)	UNC 22 - GT 45

TEAM STATISTICS

	UNC	GT
First Downs.....	18.....	19
Rushes-Yards.....	35-63.....	43-261
Passing Yards.....	306.....	133
Pass Comp-Att-Int.....	25-39-0.....	13-19-0
Total Offense.....	369.....	394
Fumbles-Lost.....	3-3.....	0-0
Penalties-Yards.....	7-69.....	5-40
Punts-Yards (Avg./Net).....	4-188 (47.0/44.2).....	4-146 (36.8/32.0)
Kickoffs-Yards (Avg./Net).....	4-195 (48.8/37.5).....	9-577 (64.1/41.1)
Punt Returns (No.-Yds.-TD).....	2-18-0.....	3-11-0
Kickoff Returns (No.-Yds.-TD).....	2-37-0.....	0-0-0
Interceptions (No.-Yds.-TD).....	0-0-0.....	0-0-0
Fumble Returns (No.-Yds.-TD).....	0-0-0.....	2-60-0
Time of Possession.....	30:05.....	29:55
Third-Down Conversions.....	6-of-14.....	3-of-11
Fourth-Down Conversions.....	2-of-2.....	1-of-1
Red-Zone Scores-Chances.....	2-2.....	1-1
Sacks By (No.-Yds.).....	1-11.....	8-55
Field Goals.....	0-1.....	3-3
Points Off Turnovers.....	0.....	17

INDIVIDUAL STATISTICS

RUSHING: GT — Sims, J. 10-128; Gibbs, J. 13-64; Mason, J. 8-42; Smith, Dontae 6-28; Yates, J. 4-3; TEAM 2-(-4).

UNC — Chandler, Ty 17-48; Howell, Sam 16-8; Jones, D.J. 2-7.

PASSING: GT — Sims, J. 10-13-0 112; Yates, J. 3-6-0 21.

UNC — Howell, Sam 25-39-0 306.

RECEIVING: GT — Carter, M. 3-48; McGowan, K. 3-39; Gibbs, J. 2-16; McCollum, N. 2-16; Smith, Dontae 2-1; Norris, K. 1-13.

UNC — Downs, Josh 8-53; Morales, Kamari 7-66; Simmons, Emery 3-110; Green, Antoine 2-50; Walston, Garrett 2-11; Jones, D.J. 2-4; Chandler, Ty 1-12.

INTERCEPTIONS: GT — None

UNC — None.

FUMBLE RECOVERIES: GT — Jackson; Brooks; Knight.

UNC — None.

FORCED FUMBLES: GT — Ivey; Domineck; Brooks.

UNC — None.

TACKLES FOR LOSS: GT — C. Thomas 4.5-19; Kennard 3.0-20; Jackson 2.0-7; Griffin 1.0-13; Ivey 1.0-4; Robinson 1.0-2; Domineck 0.5-6.

UNC — Murphy 1.0-11; Vohasek 1.0-4; Gemmel 0.5-2; Morrison 0.5-2; Chapman 0.5-1; Rucker 0.5-1; Collins 0.5-1; Ritzie 0.5-0.

SACKS: GT — C. Thomas 2.5-13; Kennard 2.0-18; Griffin 1.0-13; Ivey 1.0-4; Jackson 1.0-1; Domineck 0.5-6.

UNC — Murphy 1.0-11.

	PITT	52
	4-1, 1-0	
	GEORGIA TECH	21
	2-3, 1-2	

Game 5 • Oct. 2, 2021 • Atlanta, Ga. • Bobby Dodd Stadium (36,383)

SCORING SUMMARY

	1	2	3	4	F
Pitt	21	21	7	3	52
Georgia Tech	7	7	7	0	21



1st 09:57	PITT	Abanikanda, Isra 9 yd run (Scarton, Sam kick)	PITT 7 - GT 0
09:16	PITT	Petrishen, John 33 yd 33 yd (Scarton, Sam kick)	PITT 14 - GT 0
07:14	GT	McCollum, N. 44 yd pass from Sims, J. (Cimaglia, B. kick)	PITT 14 - GT 7
01:06	PITT	Addison, Jordan 11 yd pass from Pickett, Kenny (Scarton, Sam kick)	PITT 21 - GT 7
2nd 11:17	PITT	Mack, Taysir 55 yd pass from Pickett, Kenny (Scarton, Sam kick)	PITT 28 - GT 7
09:22	GT	Smith, Dontae 3 yd run (Cimaglia, B. kick)	PITT 28 - GT 14
06:14	PITT	Abanikanda, Isra 6 yd run (Scarton, Sam kick)	PITT 35 - GT 14
03:10	PITT	Krull, Lucas 16 yd pass from Pickett, Kenny (Scarton, Sam kick)	PITT 42 - GT 14
3rd 07:39	PITT	Carter, Daniel 2 yd pass from Pickett, Kenny (Scarton, Sam kick)	PITT 49 - GT 14
02:58	GT	Sanders, A. 4 yd pass from Sims, J. (Cimaglia, B. kick)	PITT 49 - GT 21
4th 10:15	PITT	Scarton, Sam 46 yd field goal	PITT 52 - GT 21

TEAM STATISTICS

	PITT	GT
First Downs.....	27	21
Rushes-Yards.....	41-181	31-73
Passing Yards.....	399	359
Pass Comp-Att-Int.....	24-37-0	24-33-2
Total Offense.....	580	432
Fumbles-Lost.....	0-0	0-0
Penalties-Yards.....	6-65	5-55
Punts-Yards (Avg./Net).....	4-172 (43.0/37.0)	4-182 45.5/40.0
Kickoffs-Yards (Avg./Net).....	9-581 (64.6/38.8)	4-260 (65.0/40.0)
Punt Returns (No.-Yds.-TD).....	1-2-0	1-4-0
Kickoff Returns (No.-Yds.-TD).....	0-0-0	3-82-0
Interceptions (No.-Yds.-TD).....	2-33-1	0-0-0
Fumble Returns (No.-Yds.-TD).....	0-0-0	0-0-0
Time of Possession.....	34:40	25:20
Third-Down Conversions.....	6-of-13	2-of-11
Fourth-Down Conversions.....	2-of-2	2-of-4
Red-Zone Scores-Chances.....	5-6	2-4
Sacks By (No.-Yds).....	2-22	1-7
Field Goals.....	1-1	0-1
Points Off Turnovers.....	14	0

INDIVIDUAL STATISTICS

RUSHING: GT — Smith, Dontae 9-43; Sims, J. 10-38; Mason, J. 2-2; Gibbs, J. 10-minus 10.
PITT — Abanikanda, Isra 15-60; Davis, Vincent 13-50; Hammond Jr., Rod 6-48; Pickett, Kenny 6-21; Jacques-Louis, S. 1-2.
PASSING: GT — Sims, J. 24-33-2 359.
PITT — Pickett, Kenny 23-36-0 389; Patti, Nick 1-1-0 10.
RECEIVING: GT — Gibbs, J. 6-125; Carter, M. 6-73; Rutherford, M. 5-62; McCollum, N. 3-49; Sanders, A. 3-48; Mason, J. 1-2.
PITT — Addison, Jordan 6-117; Mack, Taysir 5-121; Krull, Lucas 2-45; Bartholomew, Gav 2-22; Davis, Vincent 2-21; Abanikanda, Isra 2-15; Jacques-Louis, S. 1-21; Barden, Jaylon 1-15; Wayne, Jared 1-10; Bradley, Jaden -10; Carter, Daniel 1-2.
INTERCEPTIONS: GT — None.
PITT — Alexandre, Petrishen.
FUMBLE RECOVERIES: GT — None.
PITT — None.
FORCED FUMBLES: GT — None.
PITT — None.
TACKLES FOR LOSS: GT — Swilling 1.0-7; Ivey 1.0-4.
PITT — Dennis 2.5-17; Morgan 2.0-10; Petrishen 1.5-0; Camp 1.5-3; Hill 1.0-1; Campbell 0.5-1; Baldonado 0.5-1.
SACKS: GT — Swilling 1.0-7.
PITT — Dennis 1.0-14; Morgan 1.0-8.

	GEORGIA TECH	31
	3-3, 2-2	
	DUKE	27
	3-3, 0-2	

Game 6 • Oct. 9, 2021 • Durham, N.C. • Wallace Wade Stadium (11,849)

SCORING SUMMARY

	1	2	3	4	F
Georgia Tech	14	3	7	7	31
Duke	7	7	3	10	27

1st 12:23	GT	Gibbs, J. 77 yd pass from Sims, J. (Cimaglia, B. kick)	GT 7 - DUKE 0
6:53	GT	Sims, J. 1 yd run (Cimaglia, B. kick)	GT 14 - DUKE 0
3:31	DUKE	Bobo, Jake 37 yd pass from Holmberg, G. (Ham, Charlie kick)	GT 14 - DUKE 7
2nd 10:42	GT	Cimaglia, B. 25 yd field goal	GT 17 - DUKE 7
6:40	DUKE	Durant, Mataeo 1 yd run (Ham, Charlie kick)	GT 17 - DUKE 13
3rd 9:10	DUKE	Ham, Charlie 35 yd field goal	GT 17 - DUKE 16
6:30	GT	McGowan, K. 18 yd pass from Sims, J. (Cimaglia, B. kick)	GT 24 - DUKE 16
4th 12:33	DUKE	Dalmolin, Nicky 7 yd pass from Holmberg, G. (Ham, Charlie kick)	GT 24 - DUKE 23
5:06	DUKE	Ham, Charlie 22 yd field goal	GT 24 - DUKE 26
0:51	GT	Sanders, A. 36 yd pass from Sims, J. (Cimaglia, B. kick)	GT 31 - DUKE 26

TEAM STATISTICS

	GT	DU
First Downs.....	17	27
Rushes-Yards.....	39-143	62-197
Passing Yards.....	297	292
Pass Comp-Att-Int.....	12-25-2	22-29-1
Total Offense.....	440	489
Fumbles-Lost.....	3-0	1-0
Penalties-Yards.....	7-54	6-55
Punts-Yards (Avg./Net).....	6-272 (45.3/39.0)	5-219 (43.8/36.8)
Kickoffs-Yards (Avg./Net).....	6-373 (62.2/39.5)	6-369 (61.5/40.0)
Punt Returns (No.-Yds.-TD).....	1-35-0	2-18-0
Kickoff Returns (No.-Yds.-TD).....	3-59-0	3-61-0
Interceptions (No.-Yds.-TD).....	1-6-0	2-38-0
Fumble Returns (No.-Yds.-TD).....	0-0-0	0-0-0
Time of Possession.....	24:31	35:29
Third-Down Conversions.....	4-of-13	9-of-21
Fourth-Down Conversions.....	0-of-0	2-of-3
Red-Zone Scores-Chances.....	2-3	4-6
Sacks By (No.-Yds).....	1-1	1-7
Field Goals.....	1-1	2-4
Points Off Turnovers.....	0	0

INDIVIDUAL STATISTICS

RUSHING: GT — Sims, J. 12-55; Smith, Dontae 7-42; Gibbs, J. 14-40; Mason, J. 5-9; TEAM 1-(-3).
DU — Durant, Mataeo 43-152; Holmberg, Gunnar 10-30; Calhoun, Jalon 1-7; Robertson, Jonta 1-4;
Coleman, Jaylen 2-3; Waters, Jordan 4-2; Moore, Jordan 1-(-1).
PASSING: GT — Sims, J. 12-25-2 297.
DU — Holmberg, Gunnar 22-29-1 292.
RECEIVING: GT — Gibbs, J. 3-82; McGowan, K. 3-39; Carter, M. 2-78; Sanders, A. 2-73; Norris, K. 1-25; Harris, P. 1-0.
DU — Calhoun, Jalon 5-103; Bobo, Jake 5-92; Robertson, Jonta 5-31; Marwede, Jake 4-33; Garner, Jarrett 1-18;
Durant, Mataeo 1-8; Dalmolin, Nicky 1-7.
INTERCEPTIONS: GT — J. Thomas.
DU — Johnson; Lewis.
FUMBLE RECOVERIES: GT — None.
DU — None.
FORCED FUMBLES: GT — C. Thomas.
DU — Carter.
TACKLES FOR LOSS: GT — Jackson 2.0-4; Eley 1.5-3; King 1.0-4; C. Thomas 1.0-3; J. Thomas 1.0-1;
Lockhart 1.0-1; Kennard 0.5-1.
DU — Heyward 1.5-11; Thompson 0.5-3.
SACKS: GT — Eley 0.5-1; Domineck 0.5-0.
DU — Heyward 1.0-7.



**2021-22 Georgia Tech Football
Game Results
All games**

Page 1/1
as of Oct 17, 2021

Team Results

	Date	Opponent		Score	Overall	Conf	Time	Attend
	09/04/2021	Northern Ill.	L	21-22	0-1	0-0	3:26	33651
	09/11/2021	Kennesaw St.	W	45-17	1-1	0-0	3:13	35195
*	09/18/2021	at Clemson	L	8-14	1-2	0-1	5:28	81500
*	09/25/2021	North Carolina	W	45-22	2-2	1-1	3:25	37450
*	10/02/2021	Pittsburgh	L	21-52	2-3	1-2	3:23	36383
*	10/09/2021	at Duke	W	31-27	3-3	2-2	3:27	11849



**2021-22 Georgia Tech Football
Overall Team Statistics
All games**

Page 1/2
as of Oct 17, 2021

Team Statistics

	GATECH	OPP
Scoring	171	154
Points per game	28.5	25.7
Points Off Turnovers	38	14
First Downs	122	119
Rushing	54	51
Passing	57	60
Penalty	11	8
Rushing Yardage	1001	924
Yards gained rushing	1179	1085
Yards lost rushing	178	161
Rushing attempts	238	264
Average per rush	4.2	3.5
Average per game	166.8	154.0
TDs Rushing	9	8
Passing Yardage	1404	1370
Comp-Att-Int	102-161-5	108-167-3
Average per pass	8.7	8.2
Average per catch	13.8	12.7
Average per game	234.0	228.3
TDs Passing	11	11
Total offense	2405	2294
Total plays	399	431
Average per play	6.0	5.3
Average per game	400.8	382.3
Kick returns: #-Yards	14-276	5-98
Punt returns: #-Yards	9-45	7-49
Int returns: #-Yards	3-6	5-71
Kick return average	19.7	19.6
Punt return average	5.0	7.0
Int return average	2.0	14.2
Fumbles-Lost	8-2	11-6
Penalties-Yards	34-248	42-367
Average per game	41.3	61.2
Punts-Yards	27-1155	31-1241
Average per punt	42.8	40.0
Net punt average	37.3	37.9
Kickoffs-Yards	33-2044	32-1749
Average per kick	61.9	54.7
Net kick average	38.5	35.5
Time of possession / game	27:53	32:07
3rd-down conversion	27/79	38/90
3rd-down pct	34%	42%
4rd-down conversion	6/12	7/11



2021-22 Georgia Tech Football
Overall Team Statistics
All games

Page 2/2
as of Oct 17, 2021

	GATECH	OPP
4rd-down pct	50%	64%
Sacks by-Yards	12-76	15-120
Misc Yards	0	0
Touchdowns scored	21	20
Field goals - attempts	7-11	4-7
On-Side kicks	1-1	1-1
Red-zone scores	(20-25) 80%	(15-20) 75%
Red-zone touchdowns	(13-25) 52%	(13-20) 65%
PAT-attempts	(21-21) 100%	(20-20) 100%
Attendance	142679	93349
Games / Avg per game	4/35670	2/46675
Neutral site games	-	0/0

Score by Periods

Team	1st	2nd	3rd	4th	OT	TOT
Georgia Tech	35	43	35	58	0	171
Opponents	49	38	17	50	0	154



2021-22 Georgia Tech Football Individual Statistics All games

Page 1/3
as of Oct 17, 2021

Rushing

Player	gp	att	gain	loss	net	avg	td	lg	avg/g
Jahmyr Gibbs	6	77	314	35	279	3.6	1	29	46.5
Jeff Sims	4	38	294	39	255	6.7	4	50	63.8
Dontae Smith	6	34	236	2	234	6.9	3	29	39.0
Jordan Mason	6	45	190	10	180	4.0	0	29	30.0
Jordan Yates	5	35	128	85	43	1.2	1	12	8.6
Jamious Griffin	1	5	16	0	16	3.2	0	7	16.0
Trad Beatty	1	1	1	0	1	1.0	0	1	1.0
Team	6	3	0	7	-7	-2.3	0	0	-1.2
Total	6	238	1179	178	1001	4.2	9	50	166.8
Opponents	6	264	1085	161	924	3.5	8	54	154.0

Passing

Player	gp	effic	comp-att-int	pct	yds	td	lg	avg/g
Jordan Yates	5	145.7	52-81-1	64.2	613	5	53	122.6
Jeff Sims	4	160.3	50-80-4	62.5	791	6	77	197.8
Total	6	152.9	102-161-5	63.4	1404	11	77	234.0
Opponents	6	151.7	108-167-3	64.7	1370	11	63	228.3

Receiving

Player	gp	no.	yds	avg	td	lg	avg/g
Malachi Carter	6	23	378	16.4	1	53	63.0
Kyric McGowan	5	19	283	14.9	4	39	56.6
Jahmyr Gibbs	6	18	301	16.7	1	77	50.2
Adonicas Sanders	6	10	150	15.0	2	37	25.0
Nate McCollum	6	7	73	10.4	1	44	12.2
Peje' Harris	6	5	30	6.0	0	19	5.0
Malik Rutherford	2	5	62	12.4	0	24	31.0
Dontae Smith	6	4	24	6.0	0	16	4.0
Dylan Deveney	2	4	16	4.0	0	7	8.0
Kalani Norris	5	4	74	18.5	1	25	14.8
Jordan Mason	6	2	8	4.0	1	6	1.3
Dylan Leonard	5	1	5	5.0	0	5	1.0
Total	6	102	1404	13.8	11	77	234.0
Opponents	6	108	1370	12.7	11	63	228.3

Punt Returns

Player	no.	yds	avg	td	lg
Azende Rey	5	36	7.2	0	35
Kyric McGowan	4	9	2.3	0	5
Total	9	45	5.0	0	35
Opponents	7	49	7.0	0	12

Interceptions

Player	no.	yds	avg	td	lg
Charlie Thomas	2	0	0.0	0	0
Juanyeh Thomas	1	6	6.0	0	6
Total	3	6	2.0	0	6
Opponents	5	71	14.2	1	33

Kick Returns

Player	no.	yds	avg	td	lg
Jahmyr Gibbs	11	261	23.7	0	42
Malachi Carter	1	4	4.0	0	4
Jamious Griffin	1	8	8.0	0	8
Kyric McGowan	1	3	3.0	0	3
Total	14	276	19.7	0	42
Opponents	5	98	19.6	0	28

Fumble Returns

Player	no.	yds	avg	td	lg
Total	0	130	0.0	1	70
Opponents	0	0	0.0	0	0



2021-22 Georgia Tech Football
Individual Statistics
All games

Page 2/3
as of Oct 17, 2021

Scoring

Player	td	fg	PAT						pts
			kick	rush	rcv	pass	dxp	saf	
Brent Cimaglia	-	7-10	20-20	-	-	-	-	-	41
Kyric McGowan	4	-	-	-	-	-	-	-	24
Jeff Sims	4	-	-	-	-	-	-	-	24
Dontae Smith	3	-	-	-	-	-	-	-	18
Adonias Sanders	2	-	-	-	-	-	-	-	12
Jahmyr Gibbs	2	-	-	-	-	-	-	-	12
Jordan Mason	1	-	-	-	-	-	-	-	6
Jordan Domineck	1	-	-	-	-	-	-	-	6
Malachi Carter	1	-	-	-	-	-	-	-	6
Jordan Yates	1	-	-	-	-	-	-	-	6
Kalani Norris	1	-	-	-	-	-	-	-	6
Nate McCollum	1	-	-	-	-	-	-	-	6
Dylan Leonard	-	-	-	-	1	-	-	-	2
Total	21	7-11	20-20	0	1	1	0	1	171
Opponents	20	4-7	18-18	0	2	2	0	0	154

Total Offense

Player	g	plays	rush	pass	total	avg/g
Jeff Sims	4	118	255	791	1046	261.5
Jordan Yates	5	116	43	613	656	131.2
Jahmyr Gibbs	6	77	279	0	279	46.5
Dontae Smith	6	34	234	0	234	39.0
Jordan Mason	6	45	180	0	180	30.0
Jamious Griffin	1	5	16	0	16	16.0
Trad Beatty	1	1	1	0	1	1.0
Team	6	0	-7	0	-7	-1.2
Total	6	399	1001	1404	2405	400.8
Opponents	6	431	924	1370	2294	382.3

Punting

Player	no.	yds	avg	lg	tb	fc	i20	50+	blk
David Shanahan	27	1155	42.8	71	5	7	4	6	1
Total	27	1155	42.8	71	5	7	4	6	1
Opponents	31	1241	40.0	52	1	16	12	6	0

Field Goals

Player	fg	pct.	01-19	20-29	30-39	40-49	50-99	lg	blk
Brent Cimaglia	7-10	70.0	0-0	3-3	4-4	0-2	0-1	34	1
Gavin Stewart	0-1	0.0	0-0	0-0	0-0	0-0	0-1	0	1
Opponents	4-7	57.1	0-0	1-1	1-2	2-3	0-1	46	0

Kickoffs

Player	no.	yds	avg	tb	ob	retn	net	ydl
Gavin Stewart	32	2032	63.5	21	0			
Jude Kelley	1	12	12.0	0	0			
Total	33	2044	61.9	21	0	5	38.5	26
Opponents	32	1749	54.7	13	1	14	35.5	29

FG Sequence

Team Name	Georgia Tech	Opponents
Northern Ill.	43,51,60	
Kennesaw St.	(31)	(46)
Clemson	(22),(22)	
Pittsburgh	40	(46)
North Carolina	(34),(32),(31)	53

Numbers in parentheses indicate field goal was made



2021-22 Georgia Tech Football
Individual Statistics
All games

Page 3/3
as of Oct 17, 2021

All Purpose

Player	g	rush	rcv	pr	kr	ir	total	avg/g
Jahmyr Gibbs	6	279	301	0	261	0	841	140.2
Malachi Carter	6	0	378	0	4	0	382	63.7
Kyric McGowan	5	0	283	9	3	0	295	59.0
Dontae Smith	6	234	24	0	0	0	258	43.0
Jeff Sims	4	255	0	0	0	0	255	63.8
Jordan Mason	6	180	8	0	0	0	188	31.3
Adonias Sanders	6	0	150	0	0	0	150	25.0
Kalani Norris	5	0	74	0	0	0	74	14.8
Nate McCollum	6	0	73	0	0	0	73	12.2
Malik Rutherford	2	0	62	0	0	0	62	31.0
Jordan Yates	5	43	0	0	0	0	43	8.6
Azende Rey	5	0	0	36	0	0	36	7.2
Peje' Harris	6	0	30	0	0	0	30	5.0
Jamious Griffin	1	16	0	0	8	0	24	24.0
Dylan Deveney	2	0	16	0	0	0	16	8.0
Juanyeh Thomas	6	0	0	0	0	6	6	1.0
Dylan Leonard	5	0	5	0	0	0	5	1.0
Trad Beatty	1	1	0	0	0	0	1	1.0
Team	6	-7	0	0	0	0	-7	-1.2
Total	6	1001	1404	45	276	6	2732	455.3
Opponents	6	924	1370	49	98	71	2512	418.7



2021-22 Georgia Tech Football
Overall Defense Statistics
All games

Page 1/1
as of Oct 17, 2021

Team Defense

			Tackles				Sacks	Pass defense			Fumbles	blkd		
##	Player	gp	ua	a	tot	tfl/yds	no-yds	int-yds	brup	qbh	fr-yds	ff	kick	saf
4	Quez Jackson	6	30	31	61	5-16	1-1	.	.	.	2-23	1	.	.
10	Ayinde Eley	6	27	28	55	1.5-3	0.5-1	.	.	3
25	Charlie Thomas	6	21	26	47	6.5-28	2.5-13	2-0	.	2	.	1	.	.
1	Juanyeh Thomas	6	20	22	42	2-3	.	1-6	3	.	.	1	.	.
2	Tariq Carpenter	5	16	11	27	.	.	.	1
13	Wesley Walker	6	11	16	27	1	.	.
42	Jordan Domineck	6	8	13	21	2-11	2-11	.	.	1	1-70	3	.	.
15	Jared Ivey	6	11	9	20	4.5-12	1-4	.	.	3	.	1	.	.
14	Jaylon King	5	13	7	20	2-9
0	Djimon Brooks	6	4	11	15	1-0	1	.	.
3	Tre Swilling	4	11	4	15	2-17	1-7	.	2
16	Myles Sims	3	7	2	9	.	.	.	1	.	1-0	.	.	.
8	Tobias Oliver	4	4	5	9
31	Kyle Kennard	5	2	6	8	3.5-21	2-18	.	.	1
7	Zamari Walton	4	6	2	8
88	Zeek Biggers	3	4	2	6
5	T.K. Chimedza	2	3	2	5	1-8	1-8
22	Kaleb Edwards	2	4	1	5
94	Mike Lockhart	2	1	4	5	1-1
52	Cade Long	3	3	1	4
11	Kevin Harris	4	3	1	4	1
23	Ryan King	1	3	1	4
32	Sylvain Yondjouen	3	2	2	4
18	Derrik Allen	2	3	1	4
40	Trenilyas Tatum	3	1	2	3
97	Akelo Stone	1	3	.	3	2-3
20	Miles Brooks	2	2	1	3
95	JaQuon Griffin	2	2	.	2	1-13	1-13
21	Jalen Huff	1	1	.	1
8	Nate McCollum	1	1	.	1
9	Avery Boyd	1	.	1	1
3	Azende Rey	1	1	.	1
17	Demetrius Knight II	1	1	.	1	1-37	.	.	.
24	Kenan Johnson	2	.	1	1	.	.	.	1
18	Peje' Harris	1	1	.	1
27	Josh Robinson	1	1	.	1	1-2
29	Bruce Jordan-Swilling	1	.	1	1
90	Makius Scott	1	1
	Totals	6	231	214	445	35-147	12-76	3-6	8	12	6-130	9	0	1
	Opponents	6	212	206	418	34-174	15-120	5-71	17	18	2-0	3	3	0



2021-22 Georgia Tech Football
Passing Game-by-Game
All games

Page 1/1
as of Oct 17, 2021

#10 Jeff Sims	Comp	Att	Int	Pct	Yards	TD	Long	Sacked	Effic.
Northern Ill.	4	9	0	44.4	23	0	13	2-6	65.9
North Carolina	10	13	0	76.9	112	1	28	0-0	174.7
Pittsburgh	24	33	2	72.7	359	2	71	2-22	172.0
Duke	12	25	2	48.0	297	3	77	1-7	171.4
Totals	50	80	4	62.5	791	6	77	5-35	160.3

#13 Jordan Yates	Comp	Att	Int	Pct	Yards	TD	Long	Sacked	Effic.
Northern Ill.	12	18	0	66.7	135	1	53	2-16	148.0
Kennesaw St.	17	23	0	73.9	254	4	39	3-28	224.1
Clemson	20	34	1	58.8	203	0	35	4-30	103.1
North Carolina	3	6	0	50.0	21	0	13	1-11	79.4
Totals	52	81	1	64.2	613	5	53	10-85	145.7



2021-22 Georgia Tech Football
Rushing/Receiving Game-by-Game
All games

Page 1/1
as of Oct 17, 2021

Rushing

Player	No-Yds/TD	NIU	KennSt	Clem	UNC	Pitt	Duke
Jahmyr Gibbs	77-279/1	20-99/0	9-56/0	11-30/0	13-64/1	10--10/0	14-40/0
Jordan Mason	45-180/0	15-96/0	6-11/0	9-20/0	8-42/0	2-2/0	5-9/0
Jeff Sims	38-255/4	6-34/0	DNP	DNP	10-128/3	10-38/0	12-55/1
Jordan Yates	35-43/1	9-27/1	7--8/0	15-21/0	4-3/0	-	DNP
Dontae Smith	34-234/3	1-15/1	8-82/1	3-24/0	6-28/0	9-43/1	7-42/0
Jamious Griffin	5-16/0	DNP	5-16/0	DNP	DNP	DNP	DNP
Trad Beatty	1-1/0	DNP	1-1/0	DNP	DNP	DNP	DNP

Receiving

Player	No-Yds/TD	NIU	KennSt	Clem	UNC	Pitt	Duke
Malachi Carter	23-378/1	6-92/0	2-40/0	4-47/0	3-48/1	6-73/0	2-78/0
Kyric McGowan	19-283/4	3-32/1	6-91/2	4-82/0	3-39/0	DNP	3-39/1
Jahmyr Gibbs	18-301/1	3-17/0	2-44/0	2-17/0	2-16/0	6-125/0	3-82/1
Adonias Sanders	10-150/2	2-9/0	-	3-20/0	-	3-48/1	2-73/1
Nate McCollum	7-73/1	-	1-6/0	1-2/0	2-16/0	3-49/1	-
Malik Rutherford	5-62/0	DNP	-	DNP	DNP	5-62/0	DNP
Peje' Harris	5-30/0	2-8/0	1-19/0	1-3/0	-	-	1-0/0
Kalani Norris	4-74/1	DNP	2-36/1	-	1-13/0	-	1-25/0
Dontae Smith	4-24/0	-	1-7/0	1-16/0	2-1/0	-	-
Dylan Deveney	4-16/0	DNP	DNP	4-16/0	DNP	-	DNP
Jordan Mason	2-8/1	-	1-6/1	-	-	1-2/0	-
Dylan Leonard	1-5/0	-	1-5/0	-	-	-	DNP



2021-22 Georgia Tech Football
Total Tackles Game-by-Game
All games

Page 1/1
as of Oct 17, 2021

Total Tackles

Player	S-A	Total	NIU	KennSt	Clem	UNC	Pitt	Duke
Quez Jackson	30-31	61	5-3	3-7	3-4	10-0	4-10	5-7
Ayinde Eley	27-28	55	8-3	3-7	5-2	4-1	1-7	6-8
Charlie Thomas	21-26	47	3-4	2-3	4-8	7-1	3-2	2-8
Juanyeh Thomas	20-22	42	4-3	3-0	2-5	3-3	4-4	4-7
Tariq Carpenter	16-11	27	0-3	-	9-4	3-0	2-2	2-2
Wesley Walker	11-16	27	3-2	0-1	3-2	1-0	1-4	3-7
Jordan Domineck	8-13	21	1-1	4-1	0-2	1-2	0-1	2-6
Jaylon King	13-7	20	-	3-3	1-0	4-0	1-1	4-3
Jared Ivey	11-9	20	1-2	1-1	2-0	3-2	2-1	2-3
Tre Swilling	11-4	15	4-1	1-1	DNP	-	4-0	2-2
Djimon Brooks	4-11	15	0-1	1-4	1-0	1-0	0-2	1-4
Myles Sims	7-2	9	DNP	-	1-0	-	2-1	4-1
Tobias Oliver	4-5	9	-	1-1	1-3	-	2-0	0-1
Zamari Walton	6-2	8	2-1	DNP	DNP	1-0	3-0	0-1
Kyle Kennard	2-6	8	-	0-1	0-1	2-2	0-1	0-1
Zeek Biggers	4-2	6	DNP	1-1	2-0	-	-	1-1
Kaleb Edwards	4-1	5	DNP	DNP	-	-	1-1	3-0
T.K. Chimedza	3-2	5	0-2	3-0	DNP	-	DNP	DNP
Mike Lockhart	1-4	5	-	-	1-0	-	-	0-4
Kevin Harris	3-1	4	-	0-1	1-0	1-0	-	1-0
Cade Long	3-1	4	-	-	1-0	1-1	-	1-0
Derrik Allen	3-1	4	-	-	0-1	3-0	-	DNP
Ryan King	3-1	4	DNP	-	-	-	3-1	-
Sylvain Yondjouen	2-2	4	-	-	1-0	1-1	0-1	-
Akelo Stone	3-0	3	DNP	3-0	DNP	DNP	-	DNP
Miles Brooks	2-1	3	-	-	1-0	-	-	1-1
Trenilyas Tatum	1-2	3	1-0	DNP	-	-	0-1	0-1
JaQuon Griffin	2-0	2	-	DNP	1-0	1-0	-	DNP
Josh Robinson	1-0	1	-	-	-	1-0	-	-
Jalen Huff	1-0	1	DNP	DNP	DNP	DNP	DNP	1-0
Demetrius Knight II	1-0	1	-	-	-	1-0	-	-
Nate McCollum	1-0	1	-	-	-	-	1-0	-
Azende Rey	1-0	1	-	DNP	-	1-0	-	-
Peje' Harris	1-0	1	-	-	-	-	-	1-0
Kenan Johnson	0-1	1	-	-	-	0-1	DNP	-
Bruce Jordan-Swilling	0-1	1	DNP	-	-	DNP	-	0-1
Avery Boyd	0-1	1	DNP	-	DNP	DNP	DNP	0-1



**2021-22 Georgia Tech Football
Team Game-by-Game
All games**

Page 1/1
as of Oct 17, 2021

Date	Opponent	Rushing				Receiving				Passing				Kick Returns				Punt Returns				tot		
		no.	yds	td	lg	no.	yds	td	lg	cmp	att	int	yds	td	lg	no.	yds	td	lg	no.	yds	td	lg	off
09/04/2021	Northern Ill.	51	271	2	28	16	158	1	53	16	27	0	158	1	53	4	65	0	26	3	-3	0	0	429
09/11/2021	Kennesaw St.	36	158	1	29	17	254	4	39	17	23	0	254	4	39	3	54	0	42	0	0	0	0	412
09/18/2021	at Clemson	38	95	0	11	20	203	0	35	20	34	1	203	0	35	1	16	0	16	1	-2	0	0	298
09/25/2021	North Carolina	43	261	4	50	13	133	1	28	13	19	0	133	1	28	0	0	0	0	3	11	0	5	394
10/02/2021	Pittsburgh	31	73	1	23	24	359	2	71	24	33	2	359	2	71	3	82	0	34	1	4	0	4	432
10/09/2021	at Duke	39	143	1	17	12	297	3	77	12	25	2	297	3	77	3	59	0	25	1	35	0	35	440
Georgia Tech		238	1001	9	50	102	1404	11	77	102	161	5	1404	11	77	14	276	0	42	9	45	0	35	2405
Opponents		264	924	8	54	108	1370	11	63	108	167	3	1370	11	63	5	98	0	28	7	49	0	12	2294

Georgia Tech Averages

Games	Avg/ rush	Avg/ catch	Pass effc	KR avg	PR avg	All purpose avg/game	Total offense avg/game
6	4.2	13.8	152.9	19.7	5.0	455.3	400.8

Date	Opponent	Tackles				Sacks no-yds	Fumble		Pass Defense			blkd kick	PAT attempts			off		
		ua	a	total	tfl-yds		ff	fr-yds	int-yds	qbh	brup		kick	rush	rcv	saf	t/o	pts
09/04/2021	Northern Ill.	32	26	58	1.0-10	0-0	1	1-0	0-0	2	1	0	3-3	0	0	0	7	21
09/11/2021	Kennesaw St.	29	32	61	8.0-27	2-13	2	1-70	2-0	2	3	0	6-6	0	0	0	14	45
09/18/2021	at Clemson	40	32	72	3.0-14	0-0	2	1-0	0-0	0	0	0	0-0	0	0	1	0	8
09/25/2021	North Carolina	50	14	64	13.0-71	8-55	3	3-60	0-0	3	1	0	4-4	0	1	0	17	45
10/02/2021	Pittsburgh	34	40	74	2.0-11	1-7	0	0-0	0-0	2	0	0	3-3	0	0	0	0	21
10/09/2021	at Duke	46	70	116	8.0-14	1-1	1	0-0	1-6	3	3	0	4-4	0	0	0	0	31
Georgia Tech		231	214	445	35.0-147	12-76	9	6-130	3-6	12	8	0	20-20	0	1	1	38	171
Opponents		212	206	418	34.0-174	15-120	3	2-0	5-71	18	17	3	18-18	0	2	0	14	154

		Punting										Field Goals			Kickoffs				
Date	Opponent	no.	yds	avg	long	blkd	tb	fc	50+	i20	md-att	long	blkd	no.	yds	avg	tb	ob	
09/04/2021	Northern Ill.	3	158	52.7	63	0	2	1	2	0	0-3	0	1	4	259	64.8	3	0	
09/11/2021	Kennesaw St.	3	123	41.0	46	0	1	1	0	1	1-1	31	0	8	498	62.3	6	0	
09/18/2021	at Clemson	7	274	39.1	45	0	1	1	0	1	2-2	22	0	2	77	38.5	1	0	
09/25/2021	North Carolina	4	146	36.5	53	1	0	1	1	0	3-3	34	0	9	577	64.1	4	0	
10/02/2021	Pittsburgh	4	182	45.5	54	0	0	2	1	1	0-1	0	1	4	260	65.0	4	0	
10/09/2021	at Duke	6	272	45.3	71	0	1	1	2	1	1-1	25	0	6	373	62.2	3	0	
Georgia Tech		27	1155	42.8	71	1	5	7	6	4	7-11	34	2	33	2044	61.9	21	0	
Opponents		31	1241	40.0	52	0	1	16	6	12	4-7	46	0	32	1749	54.7	13	1	



**2021-22 Georgia Tech Football
Opponents Game-by-Game
All games**

Page 1/1
as of Oct 17, 2021

Date	Opponent	Rushing				Receiving				Passing				Kick Returns				Punt Returns				tot		
		no.	yds	td	lg	no.	yds	td	lg	cmp	att	int	yds	td	lg	no.	yds	td	lg	no.	yds	td	lg	off
09/04/2021	Northern Ill.	42	165	1	35	11	136	2	39	11	17	0	136	2	39	0	0	0	0	0	0	0	0	301
09/11/2021	Kennesaw St.	43	161	1	54	8	111	1	39	8	20	2	111	1	39	0	0	0	0	0	0	0	0	272
09/18/2021	at Clemson	41	158	2	15	18	126	0	17	18	25	0	126	0	17	0	0	0	0	2	11	0	10	284
09/25/2021	North Carolina	35	62	1	23	25	306	2	63	25	39	0	306	2	63	2	37	0	19	2	18	0	11	368
10/02/2021	Pittsburgh	41	181	2	18	24	399	4	55	24	37	0	399	4	55	0	0	0	0	1	2	0	2	580
10/09/2021	at Duke	62	197	1	11	22	292	2	37	22	29	1	292	2	37	3	61	0	28	2	18	0	12	489
Opponents		264	924	8	54	108	1370	11	63	108	167	3	1370	11	63	5	98	0	28	7	49	0	12	2294
Georgia Tech		238	1001	9	50	102	1404	11	77	102	161	5	1404	11	77	14	276	0	42	9	45	0	35	2405

Opponents Averages

Games	Avg/ rush	Avg/ catch	Pass effc	KR avg	PR avg	All purpose avg/game	Total offense avg/game
6	3.5	12.7	151.7	19.6	7.0	418.7	382.3

Date	Opponent	Tackles				Sacks no-yds	Fumble		Pass Defense			blkd kick	PAT attempts			off		
		ua	a	total	tfl-yds		ff	fr-yds	int-yds	qbh	brup		kick	rush	rcv	saf	t/o	pts
09/04/2021	Northern Ill.	52	32	84	6.0-24	4-22	1	1-0	0-0	4	2	1	2-2	0	1	0	0	22
09/11/2021	Kennesaw St.	32	28	60	3.0-28	3-28	1	1-0	0-0	2	2	0	2-2	0	0	0	0	17
09/18/2021	at Clemson	35	38	73	8.0-44	4-30	0	0-0	1-0	7	3	0	2-2	0	0	0	0	14
09/25/2021	North Carolina	36	32	68	5.0-22	1-11	0	0-0	0-0	0	3	1	2-2	0	1	0	0	22
10/02/2021	Pittsburgh	33	36	69	10.0-42	2-22	0	0-0	2-33	3	3	1	7-7	0	0	0	14	52
10/09/2021	at Duke	24	40	64	2.0-14	1-7	1	0-0	2-38	2	4	0	3-3	0	0	0	0	27
Opponents		212	206	418	34.0-174	15-120	3	2-0	5-71	18	17	3	18-18	0	2	0	14	154
Georgia Tech		231	214	445	35.0-147	12-76	9	6-130	3-6	12	8	0	20-20	0	1	1	38	171

Date	Opponent	Punting										Field Goals			Kickoffs			
		no.	yds	avg	long	blkd	tb	fc	50+	i20	md-att	long	blkd	no.	yds	avg	tb	ob
09/04/2021	Northern Ill.	7	287	41.0	52	0	0	3	2	2	0-0	0	0	5	221	44.2	0	0
09/11/2021	Kennesaw St.	7	217	31.0	35	0	0	6	0	1	1-1	46	0	4	128	32.0	0	0
09/18/2021	at Clemson	4	158	39.5	46	0	0	2	0	3	0-0	0	0	4	255	63.8	2	0
09/25/2021	North Carolina	4	188	47.0	50	0	0	1	2	2	0-1	0	0	4	195	48.8	3	1
10/02/2021	Pittsburgh	4	172	43.0	52	0	1	2	1	1	1-1	46	0	9	581	64.6	6	0
10/09/2021	at Duke	5	219	43.8	50	0	0	2	1	3	2-4	35	0	6	369	61.5	2	0
Opponents		31	1241	40.0	52	0	1	16	6	12	4-7	46	0	32	1749	54.7	13	1
Georgia Tech		27	1155	42.8	71	1	5	7	6	4	7-11	34	2	33	2044	61.9	21	0



2021-22 Georgia Tech Football Team Game-by-Game Comparison All games

Page 1/1
as of Oct 17, 2021

Opponent	Score	First Downs				Rushing Number-Yards	Passing		Total Offense Plays-Yards	Return Yards	Turn- Overs
		Total	Rush	Pass	Pen		Comp-Att-Int	Yards			
Northern Ill.	21-22	25 / 15	16 / 9	7 / 6	2 / 0	51-271 / 42-165	16-27-0 / 11-17-0	158 / 136	78-429 / 59-301	62 / 0	1 / 1
Kennesaw St.	45-17	20 / 13	8 / 6	12 / 5	0 / 2	36-158 / 43-161	17-23-0 / 8-20-2	254 / 111	59-412 / 63-272	124 / 0	1 / 3
Clemson	8-14	20 / 19	7 / 11	10 / 6	3 / 2	38-95 / 41-158	20-34-1 / 18-25-0	203 / 126	72-298 / 66-284	14 / 11	1 / 1
North Carolina	45-22	19 / 18	11 / 6	7 / 11	1 / 1	43-261 / 35-62	13-19-0 / 25-39-0	133 / 306	62-394 / 74-368	71 / 55	0 / 3
Pittsburgh	21-52	21 / 27	5 / 9	13 / 17	3 / 1	31-73 / 41-181	24-33-2 / 24-37-0	359 / 399	64-432 / 78-580	86 / 35	2 / 0
Duke	31-27	17 / 27	7 / 10	8 / 15	2 / 2	39-143 / 62-197	12-25-2 / 22-29-1	297 / 292	64-440 / 91-489	100 / 117	2 / 1
Totals	171-154	122 / 119	54 / 51	57 / 60	11 / 8	238-1001 / 264-924	102-161-5 / 108-167-3	1404 / 1370	399-2405 / 431-2294	457 / 218	7 / 9

Opponents	3rd Down Conversion	4th Down Conversion	Time of Possession	TOP Margin	Avg Yds/Rush	Avg Yds/Pass	Avg Yds/Play	Punting Number-Avg	Penalties Number-Yards	Sacks
Northern Ill.	9-18 / 5-12	2-4 / 0-0	31:05 / 28:55	02:10	5.3 / 3.9	5.9 / 8.0	5.5 / 5.1	3-52.7 / 7-41.0	2-5.0 / 11-82.0	0 / 4
Kennesaw St.	6-11 / 3-15	0-0 / 2-2	26:19 / 33:41	-07:22	4.4 / 3.7	11.0 / 5.6	7.0 / 4.3	3-41.0 / 7-31.0	5-31.0 / 4-30.0	2 / 3
Clemson	3-15 / 9-15	2-3 / 0-1	30:10 / 29:50	00:20	2.5 / 3.9	6.0 / 5.0	4.1 / 4.3	7-39.1 / 4-39.5	10-63.0 / 8-66.0	0 / 4
North Carolina	3-11 / 6-14	1-1 / 1-3	29:55 / 30:05	-00:10	6.1 / 1.8	7.0 / 7.8	6.4 / 5.0	4-36.5 / 4-47.0	5-40.0 / 7-69.0	8 / 1
Pittsburgh	2-11 / 6-13	1-4 / 2-2	25:20 / 34:40	-09:20	2.4 / 4.4	10.9 / 10.8	6.8 / 7.4	4-45.5 / 4-43.0	5-55.0 / 6-65.0	1 / 2
Duke	4-13 / 9-21	0-0 / 2-3	24:31 / 35:29	-10:58	3.7 / 3.2	11.9 / 10.1	6.9 / 5.4	6-45.3 / 5-43.8	7-54.0 / 6-55.0	1 / 1
Totals	27-79 / 38-90	6-12 / 7-11	167:20 / 192:40	-25:20	4.2 / 3.5	8.7 / 8.2	6.0 / 5.3	27-42.8 / 31-40.0	34-248.0 / 42-367.0	12 / 15

Note: Game totals are displayed in the format TEAM/OPPONENT for each category



2021-22 Georgia Tech Football
By Quarter Statistics
All games

Page 1/1
as of Oct 17, 2021

3rd-Down Conversions

Date	Opponent	Score	Overall	1st Qtr	2nd Qtr	3rd Qtr	4th Qtr	Overtime
09/04/2021	Northern Ill.	L 21-22	9-18 50.0	2-5 40.0	4-4 100.0	2-4 50.0	1-5 20.0	0-0 0.0
09/11/2021	Kennesaw St.	W 45-17	6-11 54.5	2-2 100.0	3-5 60.0	0-3 0.0	1-1 100.0	0-0 0.0
09/18/2021	at Clemson	L 8-14	3-15 20.0	0-3 0.0	1-4 25.0	0-2 0.0	2-6 33.3	0-0 0.0
09/25/2021	North Carolina	W 45-22	3-11 27.3	0-2 0.0	0-3 0.0	1-2 50.0	2-4 50.0	0-0 0.0
10/02/2021	Pittsburgh	L 21-52	2-11 18.2	0-1 0.0	0-4 0.0	2-5 40.0	0-1 0.0	0-0 0.0
10/09/2021	at Duke	W 31-27	4-13 30.8	2-3 66.7	0-4 0.0	1-3 33.3	1-3 33.3	0-0 0.0
Georgia Tech			27-79 34.2	6-16 37.5	8-24 33.3	6-19 31.6	7-20 35.0	0-0 0.0
Opponents			38-90 42.2	10-23 43.5	11-24 45.8	5-16 31.3	12-27 44.4	0-0 0.0

4th-Down Conversions

Date	Opponent	Score	Overall	1st Qtr	2nd Qtr	3rd Qtr	4th Qtr	Overtime
09/04/2021	Northern Ill.	L 21-22	2-4 50.0	0-1 0.0	0-0 0.0	0-1 0.0	2-2 100.0	0-0 0.0
09/11/2021	Kennesaw St.	W 45-17	0-0 0.0	0-0 0.0	0-0 0.0	0-0 0.0	0-0 0.0	0-0 0.0
09/18/2021	at Clemson	L 8-14	2-3 66.7	0-0 0.0	1-1 100.0	0-0 0.0	1-2 50.0	0-0 0.0
09/25/2021	North Carolina	W 45-22	1-1 100.0	0-0 0.0	0-0 0.0	0-0 0.0	1-1 100.0	0-0 0.0
10/02/2021	Pittsburgh	L 21-52	1-4 25.0	0-0 0.0	0-2 0.0	1-1 100.0	0-1 0.0	0-0 0.0
10/09/2021	at Duke	W 31-27	0-0 0.0	0-0 0.0	0-0 0.0	0-0 0.0	0-0 0.0	0-0 0.0
Georgia Tech			6-12 50.0	0-1 0.0	1-3 33.3	1-2 50.0	4-6 66.7	0-0 0.0
Opponents			7-11 63.6	0-1 0.0	2-3 66.7	0-1 0.0	5-6 83.3	0-0 0.0

Time of Possession

Date	Opponent	Score	Overall	1st Qtr	2nd Qtr	3rd Qtr	4th Qtr	Overtime
09/04/2021	Northern Ill.	L 21-22	31:05	07:22	07:22	05:11	11:10	00:00
09/11/2021	Kennesaw St.	W 45-17	26:19	02:44	09:33	07:28	06:34	00:00
09/18/2021	at Clemson	L 8-14	30:10	06:35	07:16	06:46	09:33	00:00
09/25/2021	North Carolina	W 45-22	29:55	03:48	07:45	05:06	13:16	00:00
10/02/2021	Pittsburgh	L 21-52	25:20	05:18	09:13	08:37	02:12	00:00
10/09/2021	at Duke	W 31-27	24:31	05:47	08:00	06:30	04:14	00:00
Georgia Tech			Total 167:20	31:34	49:09	39:38	46:59	00:00
			Avg. 27:53	05:16	08:12	06:36	07:50	00:00
Opponents			Total 192:40	51:04	48:13	36:50	56:33	00:00
			Avg. 32:07	08:31	08:02	06:08	09:25	00:00



**2021-22 Georgia Tech Football
Red-Zone Results
All games**

Page 1/1
as of Oct 17, 2021

Georgia Tech Inside Opponent Red-Zone

Date	Opponent	Score	Times	Times	Total			Rush	Pass	FGs	Failed to score inside RZ					
			In RZ	Scored	Pts	TDs	TDs	TDs	TDs	Made	FGA	Down	Int	Fumb	Half	Game
09/04/2021	Northern Ill.	L 21-22	3	2	14	2	2	0	0	0	0	1	0	0	0	0
09/11/2021	Kennesaw St.	W 45-17	5	5	31	4	1	3	1	1	1	0	0	0	0	0
09/18/2021	at Clemson	L 8-14	3	2	6	0	0	0	0	2	2	1	0	0	0	0
09/25/2021	North Carolina	W 45-22	7	6	30	3	3	0	3	3	3	0	0	0	0	1
10/02/2021	Pittsburgh	L 21-52	4	2	14	2	1	1	0	1	1	1	0	0	0	0
10/09/2021	at Duke	W 31-27	3	3	17	2	1	1	1	1	1	0	0	0	0	0
Totals 20 of 25 (80.0%)			25	20	112	13	8	5	7	8	3	0	0	0	0	1

Opponents Inside Georgia Tech Red-Zone

Date	Opponent	Score	Times	Times	Total			Rush	Pass	FGs	Failed to score inside RZ					
			In RZ	Scored	Pts	TDs	TDs	TDs	TDs	Made	FGA	Down	Int	Fumb	Half	Game
09/04/2021	Northern Ill.	L 21-22	2	2	15	2	0	2	0	0	0	0	0	0	0	0
09/11/2021	Kennesaw St.	W 45-17	0	0	0	0	0	0	0	0	0	0	0	0	0	0
09/18/2021	Clemson	L 8-14	4	2	14	2	2	0	0	0	0	1	0	1	0	0
09/25/2021	North Carolina	W 45-22	2	2	15	2	0	2	0	0	0	0	0	0	0	0
10/02/2021	Pittsburgh	L 21-52	6	5	35	5	2	3	0	0	0	0	0	0	0	1
10/09/2021	Duke	W 31-27	6	4	20	2	1	1	2	3	3	1	0	0	0	0
Totals 15 of 20 (75.0%)			20	15	99	13	5	8	2	3	2	0	1	0	0	1



2021-22 Georgia Tech Football
Team Game Highs
All games

Page 1/1
as of Oct 17, 2021

Georgia Tech - Game Highs

RUSHES	51	Northern Ill. (09/04/2021)
YARDS RUSHING	271	Northern Ill. (09/04/2021)
YARDS PER RUSH	6.1	North Carolina (09/25/2021)
TD RUSHES	4	North Carolina (09/25/2021)
PASS ATTEMPTS	34	at Clemson (09/18/2021)
PASS COMPLETIONS	24	Pittsburgh (10/02/2021)
YARDS PASSING	359	Pittsburgh (10/02/2021)
YARDS PER PASS	11.9	at Duke (10/09/2021)
TD PASSES	4	Kennesaw St. (09/11/2021)
TOTAL PLAYS	78	Northern Ill. (09/04/2021)
TOTAL OFFENSE	440	at Duke (10/09/2021)
YARDS PER PLAY	7.0	Kennesaw St. (09/11/2021)
POINTS	45	North Carolina (09/25/2021)
	45	Kennesaw St. (09/11/2021)
SACKS BY	8	North Carolina (09/25/2021)
FIRST DOWNS	25	Northern Ill. (09/04/2021)
PENALTIES	10	at Clemson (09/18/2021)
PENALTY YARDS	63	at Clemson (09/18/2021)
TURNOVERS	2	at Duke (10/09/2021)
	2	Pittsburgh (10/02/2021)
PUNTS	7	at Clemson (09/18/2021)
PUNTING AVG	52.7	Northern Ill. (09/04/2021)
LONG PUNT	71	at Duke (10/09/2021)
PUNTS INSIDE 20	1	at Duke (10/09/2021)
	1	Pittsburgh (10/02/2021)
	1	at Clemson (09/18/2021)
	1	Kennesaw St. (09/11/2021)
LONG PUNT RETURN	35	at Duke (10/09/2021)



2021-22 Georgia Tech Football
Individual Game Highs
All games

Page 1/1
as of Oct 17, 2021

Georgia Tech - Individual Game Highs

RUSHES	20	Jahmyr Gibbs vs Northern Ill. (09/04/2021)
YARDS RUSHING	128	Jeff Sims vs North Carolina (09/25/2021)
TD RUSHES	3	Jeff Sims vs North Carolina (09/25/2021)
LONG RUSH	50	Jeff Sims vs North Carolina (09/25/2021)
PASS ATTEMPTS	34	Jordan Yates at Clemson (09/18/2021)
PASS COMPLETIONS	24	Jeff Sims vs Pittsburgh (10/02/2021)
YARDS PASSING	359	Jeff Sims vs Pittsburgh (10/02/2021)
TD PASSES	4	Jordan Yates vs Kennesaw St. (09/11/2021)
LONG PASS	77	Jeff Sims at Duke (10/09/2021)
RECEPTIONS	6 6 6 6	Jahmyr Gibbs vs Pittsburgh (10/02/2021) Malachi Carter vs Pittsburgh (10/02/2021) Kyric McGowan vs Kennesaw St. (09/11/2021) Malachi Carter vs Northern Ill. (09/04/2021)
YARDS RECEIVING	125	Jahmyr Gibbs vs Pittsburgh (10/02/2021)
TD RECEPTIONS	2	Kyric McGowan vs Kennesaw St. (09/11/2021)
LONG RECEPTION	77	Jahmyr Gibbs at Duke (10/09/2021)
PUNTS	7	David Shanahan at Clemson (09/18/2021)
PUNTING AVG	52.7	David Shanahan vs Northern Ill. (09/04/2021)
LONG PUNT	71	David Shanahan at Duke (10/09/2021)
PUNTS INSIDE 20	1 1 1 1	David Shanahan at Duke (10/09/2021) David Shanahan vs Pittsburgh (10/02/2021) David Shanahan at Clemson (09/18/2021) David Shanahan vs Kennesaw St. (09/11/2021)
LONG PUNT RETURN	35	Azende Rey at Duke (10/09/2021)
LONG KICKOFF RETURN	42	Jahmyr Gibbs vs Kennesaw St. (09/11/2021)
TACKLES	14 14	Ayinde Eley at Duke (10/09/2021) Quez Jackson vs Pittsburgh (10/02/2021)
SACKS	2.5	Charlie Thomas vs North Carolina (09/25/2021)
TACKLES FOR LOSS	4.5	Charlie Thomas vs North Carolina (09/25/2021)



2021-22 Georgia Tech Football Games Played All games

Page 1/3
as of Oct 17, 2021

##	Player	GP-GS	NIU	KennSt	Clem	UNC	Pitt	Duke
0	Djimon Brooks	6/6	START	START	START	START	START	START
0	Ryan Lantz	0/0
1	Juanyeh Thomas	6/6	START	START	START	START	START	START
1	Jahmyr Gibbs	6/6	START	START	START	START	START	START
2	Tariq Carpenter	6/5	START	START	START	XXX	START	START
2	Kyric McGowan	5/5	START	START	START	START	...	START
3	Azende Rey	5/0	XXX	...	XXX	XXX	XXX	XXX
3	Tre Swilling	5/5	START	START	...	START	START	START
4	Quez Jackson	6/5	XXX	START	START	START	START	START
4	Dontae Smith	6/0	XXX	XXX	XXX	XXX	XXX	XXX
5	T.K. Chimedza	3/2	START	START	...	XXX
5	Kalani Norris	5/4	...	XXX	START	START	START	START
6	Jamious Griffin	1/0	...	XXX
6	Keion White	0/0
7	Malachi Carter	6/6	START	START	START	START	START	START
7	Zamari Walton	4/1	START	XXX	XXX	XXX
8	Tobias Oliver	6/5	XXX	START	START	START	START	START
8	Nate McCollum	6/1	XXX	XXX	XXX	XXX	START	XXX
9	Antonneous Clayton	2/0	...	XXX	XXX
9	Avery Boyd	2/0	...	XXX	XXX
10	Ayinde Eley	6/6	START	START	START	START	START	START
10	Jeff Sims	4/3	START	XXX	START	START
11	Marquez Ezzard	1/0	XXX
11	Kevin Harris	6/0	XXX	XXX	XXX	XXX	XXX	XXX
12	Kenyatta Watson	3/0	XXX	XXX	XXX
12	Adonidas Sanders	6/1	START	XXX	XXX	XXX	XXX	XXX
13	Wesley Walker	6/5	START	XXX	START	START	START	START
13	Jordan Yates	5/3	XXX	START	START	START	XXX	...
14	Jaylon King	6/1	XXX	XXX	XXX	START	XXX	XXX
15	Trad Beatty	1/0	...	XXX
15	Jared Ivey	6/6	START	START	START	START	START	START
16	Myles Sims	5/0	...	XXX	XXX	XXX	XXX	XXX
16	Chayden Peery	0/0
17	Demetrius Knight II	6/0	XXX	XXX	XXX	XXX	XXX	XXX
17	Tanner Lawson	0/0
18	Peje' Harris	6/0	XXX	XXX	XXX	XXX	XXX	XXX
18	Derrick Allen	5/1	XXX	XXX	XXX	START	XXX	...
20	Miles Brooks	6/0	XXX	XXX	XXX	XXX	XXX	XXX
20	Brody Rhodes	0/0
21	Jalen Huff	1/0	XXX
21	Leo Blackburn	0/0
22	Kaleb Edwards	4/0	XXX	XXX	XXX	XXX
23	Ryan King	5/0	...	XXX	XXX	XXX	XXX	XXX
24	Kenan Johnson	5/0	XXX	XXX	XXX	XXX	...	XXX
25	Charlie Thomas	6/4	XXX	START	START	XXX	START	START
25	James BlackStrain	0/0
26	Cole Neuber	2/0	XXX	...	XXX	...
26	Malik Rutherford	2/0	...	XXX	XXX	...
27	Jordan Mason	6/1	XXX	START	XXX	XXX	XXX	XXX
27	Josh Robinson	6/0	XXX	XXX	XXX	XXX	XXX	XXX
28	Tony Amerson	0/0
29	Bruce Jordan-Swilling	4/0	...	XXX	XXX	...	XXX	XXX
30	Trent Davis	0/0
30	Tamarri Jones-Cummings	0/0
31	Kyle Kennard	6/0	XXX	XXX	XXX	XXX	XXX	XXX
31	Jamal Haynes	0/0
32	Sylvain Yondjouen	6/0	XXX	XXX	XXX	XXX	XXX	XXX
33	Tyson Meiguez	0/0
34	Jack Coco	5/1	XXX	XXX	XXX	...	XXX	START
34	Khatavian Franks	0/0



2021-22 Georgia Tech Football Games Played All games

Page 2/3
as of Oct 17, 2021

##	Player	GP-GS	NIU	KennSt	Clem	UNC	Pitt	Duke
35	Sirad Bryant	1/0	XXX
36	Joseph Macrina	0/0
36	Nate Moon	0/0
37	Khaya Wright	1/0	XXX
37	Colin Hemingway	0/0
38	Casey Gunn	0/0
38	William Marshall	0/0
39	Thomas Culwell	0/0
39	Englan Williams	0/0
40	Trenilyas Tatum	5/0	XXX	...	XXX	XXX	XXX	XXX
42	Brent Cimaglia	6/0	XXX	XXX	XXX	XXX	XXX	XXX
42	Jordan Domineck	6/6	START	START	START	START	START	START
43	Noah Collins	2/0	XXX	XXX
43	David Shanahan	6/0	XXX	XXX	XXX	XXX	XXX	XXX
45	Taylor McCawley	2/0	XXX	XXX
46	Henry Freer	0/0
46	Tyler Morehead	0/0
47	Austin Kent	6/0	XXX	XXX	XXX	XXX	XXX	XXX
48	Carson Harof	0/0
49	Grey Carroll	0/0
50	Jamal Camp	0/0
52	Cade Long	6/0	XXX	XXX	XXX	XXX	XXX	XXX
53	Deion Fisher	0/0
54	Jordan Williams	5/4	XXX	START	...	START	START	START
55	Kenny Cooper	5/4	START	START	XXX	START	...	START
57	Mikey Minihan	6/6	START	START	START	START	START	START
58	Will Scissum	1/0	XXX
60	Paula Vaipulu	3/1	XXX	START	XXX
61	Michael Maye	1/0	XXX
62	Cade Kootsouradis	0/0
63	Will Milam	0/0
64	Nick Pendley	3/1	START	XXX	XXX	...
65	Austin Smith	0/0
66	Anthony Minella	0/0
67	Joe Fusile	0/0
68	Jason Moore	0/0
69	Matthew Morgan	0/0
70	Ryan Johnson	5/5	START	START	...	START	START	START
71	Ryan Spiers	0/0
72	Weston Franklin	1/0	XXX
73	Kenneth Kirby	2/0	XXX	XXX
75	Jakiah Leftwich	0/0
76	Wing Green	0/0
77	Devin Cochran	5/5	START	START	...	START	START	START
79	William Lay III	4/1	START	XXX	XXX	XXX
80	Dylan Leonard	5/5	START	START	START	START	START	...
81	Zach Owens	0/0
83	Dylan Deveney	2/0	XXX	...	XXX	...
84	Chris Miller	2/0	XXX	XXX
85	Billy Ward	6/0	XXX	XXX	XXX	XXX	XXX	XXX
86	Luke Moseley	0/0
87	Ben Wilhelm	0/0
87	Jude Kelley	1/0	XXX
88	Gavin Stewart	6/0	XXX	XXX	XXX	XXX	XXX	XXX
88	Zeek Biggers	5/0	...	XXX	XXX	XXX	XXX	XXX
89	Ben Postma	0/0
90	Makius Scott	6/0	XXX	XXX	XXX	XXX	XXX	XXX
94	Mike Lockhart	6/0	XXX	XXX	XXX	XXX	XXX	XXX
95	JaQuon Griffin	4/1	START	...	XXX	XXX	XXX	...
96	Albany Casey	0/0



**2021-22 Georgia Tech Football
Games Played
All games**

Page 3/3
as of Oct 17, 2021

##	Player	GP-GS	NIU	KennSt	Clem	UNC	Pitt	Duke
97	Akelo Stone	2/0	...	XXX	XXX	...
99	D'Quan Douse	5/0	XXX	XXX	XXX	...	XXX	XXX