



# KENNESAW STATE OWLS

Game #2 | at Georgia Tech | Sept. 11, 2021 | 12 P.M. | Atlanta, GA

## BROADCAST INFORMATION

**TV:** Bally Sports South/ESPN3  
**Play-by-Play:** Bob Rathbun  
**Analyst:** Brian Jordan  
**Sideline:** Lyndsay Rowley



**KSU DIGITAL NETWORK (KSU Owls App)**  
**Play-by-Play:** Nolan Alexander  
**Analyst:** Barclay Miller  
**Host:** Jordan Griffitt



## 2021 SCHEDULE

SEPT  
2

**REINHARDT  
W, 35-25**

SEPT  
11

**at GEORGIA TECH**  
 Bobby Dodd Stadium | Atlanta, GA  
 12 P.M. | ACC RSN

SEPT  
18

**at WOFFORD**  
 Gibbs Stadium | Spartanburg, SC  
 6 P.M.

OCT  
2

**JACKSONVILLE STATE**  
 Fifth Third Bank Stadium  
 3 P.M. | ESPN+

OCT  
9

**at HAMPTON\***  
 Armstrong Stadium | Hampton, VA  
 2 P.M.

OCT  
16

**NORTH CAROLINA A&T\***  
 Fifth Third Bank Stadium  
 5 P.M. | ESPN+

OCT  
23

**at CAMPBELL\***  
 Jim Perry Stadium | Buies Creek, NC  
 4 P.M.

OCT  
30

**GARDNER-WEBB\***  
 Fifth Third Bank Stadium  
 1 P.M. | ESPN+

NOV  
6

**at ROBERT MORRIS\***  
 Joe Walton Stadium | Moon Township, PA  
 12 P.M.

NOV  
13

**at NORTH ALABAMA\***  
 Braly Stadium | Florence, AL  
 3 P.M.

NOV  
20

**MONMOUTH\***  
 Fifth Third Bank Stadium  
 1 P.M. | ESPN+

\* Big South Conference Game

## TOP STORYLINES

• The game is the first time that Kennesaw State football will match-up against a team from a Power 5 conference in program history.

• Head coach Brian Bohannon returns to Bobby Dodd Stadium to face the Yellow Jackets for the first time since departing their coaching staff to become the first head coach in Owls' football history.

• Kennesaw State prepares for its final season in the Big South Conference before joining the ASUN Conference in 2022 for the conference's inaugural full-schedule season.

• The Owls have played as an associate member of the Big South since 2015, which was KSU's first season of competition as a program.

• The Owls have claimed two Big South championships, back-to-back in 2017 and 2018, and have accumulated a conference record of 22-8 over their six seasons.

• KSU returns 82.2% of its offensive production this fall, including its top passer, Jonathan Murphy, leading rusher Kyle Glover and top receiver Will Haigler.

• KSU welcomes back a considerable amount of experience on both sides of the ball. The Owls return nine starters on offense and eight on defense in total.

• After week 1, Kennesaw State currently ranks fifth in the FCS in total rush yards (332) and first in rushing attempts (67).

• For the past two seasons, the Owls have led the nation in passing yards per completion. The spring season saw the Owls complete each pass for an average of 21.24 yards, and in 2019 the average was 21.42 yards. KSU also led the country in passing efficiency with a mark of 187.96 in the spring.

• KSU scored twice on defense last spring with a pick-six and scoop-and-score. That mark led the Big South and ranked fourth nationally.

• The Owls led the Big South and ranked 14th nationally in total defense with 281 yards per game.

## SERIES HISTORY

**Series Game Number:** 1  
**Series Record:** N/A  
**Last Meeting:** N/A  
**Last KSU Win:** N/A  
**Last GT Win:** N/A

## COACHING MATCHUP

**KSU Head Coach:** Brian Bohannon  
**Season at KSU:** 7th  
**Record:** 53-16

**GT Head Coach:** Geoff Collins  
**Season at GT:** 3rd  
**Record:** 6-17

## A KSU WIN WOULD...

• Give the program its first win over an FBS opponent in school history.

• Move KSU's record to 10-1 against teams from the state of Georgia.

• Be the eighth consecutive non-conference road victory for the Owls.

• Give Coach Bohannon his 30th career non-conference win.

## NUMBERS TO KNOW

<b>47</b>	» KSU has been ranked in the top 25 for 47 straight weeks, dating back to week nine of the 2017 season.
<b>58</b>	» The Owls have at least one rushing TD in 58 consecutive games, a streak that spans four full seasons.
<b>5</b>	» Five coaches in this matchup have coached or played at both Kennesaw State and Georgia Tech.

## WHAT'S INSIDE

Schedule/Results	1	The Last Time	7-8
Team Notes	1	Game-by Game Stats	9
News & Notes	2-3	Series History	13
Quick Facts	2	Top-25 History	14
Record Breakdown	2	Year-by-Year Results	14
Preseason Central	4	Season Stats	15
Coach Bohannon	5	Team Roster	18
Rushing Numbers	6		

TEAM NEWS & NOTES

Best Ever

• No other start-up program in college football history has more wins in its first five seasons than Kennesaw State with 48 victories.

• The Owls surpassed Georgia Southern (47) and Old Dominion (46) with their final two wins of the 2019 season.

• KSU is also the first start-up program in college football history to post three consecutive 11-win seasons during its first five years of competition.

Dynasty Mode

• Dating back to week two of the 2017 season, Kennesaw State has won 39 of its last 46 games for an .848 winning percentage.

• The Owls are looking for their third Big South Conference championship in the last five seasons and their fourth FCS Playoffs appearance.

• KSU is one of five teams in the country to win a playoff game in each of the last three fall seasons, joined by North Dakota State, JMU, UNI and Weber State. The Owls are also one of nine programs to appear in each of the last three 24-team FCS Playoffs.

Minute Men

• In their first six seasons, the Owls have 55 scoring drives of one minute or less, including a program-best 17 in 2019. KSU tallied four last spring; one scoring drive less than one minute in the season-opener, two more against Charleston Southern and one against Robert Morris.

One-Timer

• The Owls have 30 one-play scoring drives in program history, including 19 in the last 30 games. KSU recorded a program-best three one-play touchdown drives at Missouri State during the 2019 season.

Owls Own The Big South

• In just six seasons of existence, Kennesaw State and head coach Brian Bohannon have four all-time playoff wins - tying the record by both a league member and head coach. Former member Coastal Carolina and its head coach, Joe Moglia, also collected four playoff victories.

• Kennesaw State and Monmouth have split the last four Big South titles. The two programs are a combined 34-4 in conference games since the start of the 2017 season, with each loss against each other. KSU and MU square off Nov. 20 at Fifth Third Bank Stadium.

Spring Flings

• The Owls ranked No. 2 in the country in rushing yards per game at 294.8. KSU has rushed for 200-plus yards in

62 of 69 games all time.

• KSU ranked No. 14 in the country in total defense, surrendering 281 yards per game.

• After holding the ball for a school-record 40 minutes and 20 seconds against Charleston Southern on March 13, KSU ranked No. 13 in the country in time of possession at 32:58.

• The Owls led the nation in yards per completion again. KSU completed each pass for an average of 21.24 yards, and in 2019 the average was 21.42 yards.

Peach State Pride

• Since KSU's inception, the Owls hold the second-highest winning percentage among NCAA Division I football teams in the state of Georgia (2015-pres.). In that seven-year span, Kennesaw State is the only Division I program in the state to capture two conference championships.

Rk	Team	Win%
1.	Georgia	.788
2.	Kennesaw State	.768
3.	Georgia Southern	.545
4.	Mercer	.456
5.	Georgia State	.425
6.	Georgia Tech	.416

Officially THE GOAT

• With a 24-19 win against Charleston Southern, head coach Brian Bohannon became the fastest coach in Big South history to reach 50 career coaching victories, doing so in just 65 games. The next closest coach is former Coastal Carolina HC David Bennett who needed 78 games. He now has an overall record of 52-16 in his first six seasons.

Notable Coaches to 50 Wins

Coach	Record	Total Gms
Paul Johnson	50-8	58
Urban Meyer	50-11	61
Kirby Smart	50-14	64
<b>Brian Bohannon</b>	<b>50-15</b>	<b>65</b>
Dabo Swinney	50-22	77
Nick Saban	50-29-1	80

Nate The Great

• Senior kicker Nathan Robertson finished second in all of FCS in 2019 with 68 PAT's. In the spring, he hit on 19-of-19 in PAT's and 5-of-7 in field goals. He was named to the conference's first team postseason squad, and is on the preseason team this fall.

RECORD BREAKDOWN

Current Streak	Won 1
Current Home Streak	Won 5
Current Road Streak	Lost 2
Last Win	Sept. 2, 2021 vs. Reinhardt, 35-25
Last Home Win	Sept. 2, 2021 vs. Reinhardt, 35-25
Last Home Loss	Nov. 2, 2019 vs. Monmouth, 45-21
Last Road Win	Nov. 30, 2019 at No. 11 Wofford, 28-21
Last Road Loss	Apr. 10, 2021 at No. 20 Monmouth, 42-17

	Fall 2021	Under Bohannon
Overall	1-0	53-16
At home	1-0	32-5
On the road	0-0	20-11
At neutral site	0-0	1-0
Conference Games	0-0	22-8
Non-Conference Games	1-0	29-8
Overtime	0-0	1-2
Playoff games	0-0	4-3
Thursdays	1-0	3-2
Saturdays	0-0	50-14
Day (Before 6 p.m.)	0-0	37-9
Night (After 6 p.m.)	1-0	15-7
In August	0-0	1-2
In September	1-0	16-3
In October	0-0	17-2
In November	0-0	13-5
In December	0-0	2-3
On Turf	0-0	16-10
On Grass	1-0	37-6
Vs. Ranked Opponents	0-0	6-8
Win Coin Toss	0-0	23-12
Lose Coin Toss	1-0	29-5
Score First	1-0	31-8
Opponent Scores First	0-0	22-8
Lead after 1st quarter	1-0	32-3
Tied after 1st quarter	0-0	11-8
Trail after 1st quarter	0-0	11-5
Lead after 2nd quarter	1-0	45-5
Tied after 2nd quarter	0-0	4-1
Trail after 2nd quarter	0-0	4-10
Lead after 3rd quarter	1-0	49-1
Tied after 3rd quarter	0-0	1-0
Trail after 3rd quarter	0-0	3-15
Have a 100-yd rusher	0-0	30-5
Allow a 100-yd rusher	1-0	7-6
Have a 300-yd passer	0-0	0-0
Allow a 300-yd passer	0-0	3-2
Have a 100-yd receiver	0-0	6-1
Allow a 100-yd receiver	0-0	5-6
Scoring < 20 points	0-0	6-7
Scoring 20-29 points	0-0	8-8
Scoring 30+ points	1-0	37-1
Allowing < 20 points	0-0	39-2
Allowing 20-29 points	1-0	8-7
Allowing 30+ points	0-0	2-7
Outgain opponent	1-0	49-9
Outgained by opp.	0-0	4-7
Win turnover margin	1-0	35-2
Lose turnover margin	0-0	4-8
Tie in turnovers	0-0	15-5
Close games (1-10)	1-0	17-10
Games (11-20)	0-0	6-2
Blowouts (20+)	0-0	30-4
Won Time of Poss.	1-0	42-12

QUICK FACTS

Institution Name	Kennesaw State University
Location	Kennesaw, Ga. 30144
Enrollment	41,000
Founded	1963
Nickname	Owls
Colors	Black & Gold
Affiliation	NCAA Division I FCS
Conference	Big South Conference
Interim President	Dr. Kathy Schwaig
Director of Athletics	Milton Overton
Athletic Website	KSUOwls.com
Home Field	Fifth Third Bank Stadium
» Capacity	8,300
» Surface	Bermuda Grass
» 2021 Spring Record	4-1
Base Offense	Spread Option
Base Defense	4-2-5
Offensive Starters Returning/Lost	9/2
Defensive Starters Returning/Lost	8/3
First Season of Football	2015
All-Time Record	53-16 (.768)

TEAM NEWS & NOTES

**Ranking Streak Record**

• Following the preseason polls by Stats FCS and the AFCA, KSU broke a record with 46 consecutive weeks in a top-25 poll. The streak broke a previous Big South Conference record of 45 weeks held by Coastal Carolina. The Owls have been ranked in one of the two polls for 47 consecutive weeks.

**Sending Out An SoS**

• Kennesaw State's strength of schedule is the strongest in the program's history. The Owls are set to have their first Power 5 opponent in Georgia Tech (Sept. 11), and have three teams with preseason top-25 rankings on the schedule in #10 Jacksonville State, #13 Monmouth, and #25 North Carolina A&T. The Owls also travel to Wofford, a team that KSU has beat twice in the FCS playoffs over the last three seasons.

**Hole In One**

• Linebacker Evan Thompson transfers to KSU after last playing at Florida Tech. Not only will he suit up with the shoulder pads and helmet, but this spring he will bring out the irons for KSU's golf team. Thompson played both sports at Florida Tech, and becomes the only current Division 1 student-athlete to play both football and golf.

**'Bama Boys**

• KSU has found success in recruiting the state of Alabama. There are a total of 10 Alabama natives on the roster, and a total of seven have been found on the offensive and defensive two-deep. Six are on defense, including Kelcy Allen, Chance Bates, Travis Bell, Tyler Moore, Joel Parker, and Desmond Scott.

**Hit Rewind Please**

• The schedule features the third all-time meetings in the series with both Wofford and Jacksonville State. KSU is 4-0 all-time against the programs and all have been classics. Three victories have taken place in the postseason, and the one regular season game was an incredible five-overtime thriller. The Owls outlasted JSU, 60-52, at SunTrust Park (now Truist Park) in 2018 in what was chosen as the top FCS game of the season.

**Watch and Listen**

• Three home KSU games (Reinhardt, Jacksonville State, and Gardner-Webb) will be aired on ESPN+ with "Voice of the Owls" Nolan Alexander and KSU alumnus Barclay Miller on the call.

• New this season, the Ingles Big South Game of the Week package on Nexstar will feature two KSU games, against NC A&T and Monmouth, on regional TV. Those games will also air on ESPN+.

• The new KSU Owls App will carry a live link every home and away game for the radio broadcast of KSU football. In addition to the app, each game is available on TuneIn. Brandon Sutton, Jordan Griffitt, and Nathan McCreary join Alexander and Miller on radio broadcasts throughout the season.

**A Tradition Unlike Any Other**

• HERO Sports ranked the top FCS traditions and to no surprise KSU's Turnover Plank made the list. Former Owl Tanner Jones discovered Plank during a 2015 spring break trip, and brought it to the team during the 2017 season. Adopted as the team's turnover reward, Plank has been featured on media outlets nationwide and is an unquestioned national treasure.

**Cobb County Leaders**

• According to the Marietta Daily Journal, Kennesaw State is set to have more Cobb County players on its roster than any other Division I program. The Owls have 10 Cobb graduates on the roster.

**Rushing Campuses**

• According to TheAnalyst.com, the Owls enerted this fall averaging 324.7 rushing yards per game since their first season (2015) - 25 more than any other FCS program.

**Six Sigma Efficiency**

• While KSU predominantly disposes of defenses with its powerful rushing attack, when the Owls take to the air no one has been more efficient.

• KSU led the country in passing efficiency with a mark of 187.96 during the spring 2021 season.

• For the past two seasons, the Owls have led the nation in passing yards per completion. The spring season saw the Owls complete each pass for an

average of 21.24 yards, and in 2019 the average was 21.42 yards.

**Long Live LD**

• On the morning of July 1, Kennesaw State suffered a tragic loss. Quarterback Ladarius "LD" Clardy was murdered in his hometown of Pensacola, Fla. Clardy had just completed his freshman season during the spring.

KSU plans to honor Clardy throughout the season. The Owls will wear "LLLLD" helmet stickers (Long Live LD), and no player will wear his jersey No. 13. A fundraiser announcement will be made at a future home game.

COMMUNICATIONS STAFF

Michael Goss	Assoc. Director of Communications
Email	rgoss11@kennesaw.edu
Office	470-578-7789
Cell	678-477-8590
Michael Pitts	Communications Assistant
Email	mpitts24@kennesaw.edu
Office	470-578-3217
Cell	678-373-7093
Nolan Alexander	Director of Communications/ Broadcasting
Email	nalex29@kennesaw.edu
Office	470-578-7872
Cell	770-713-3071

COACHING STAFF

Head Coach	Brian Bohannon
» Alma Mater	Georgia '93
» Career Record	53-16 (7th Year)
Off. Coordinator/Off. Line	Grant Chesnut
Def. Coordinator/Safeties	Danny Verpaele
Wide Receivers Coach	Ossie Buchannon
Tight Ends/Tackles Coach	Stewart Cook
Running Backs	Joe Speed
Recruiting/Defensive Line	Liam Klein
Quarterbacks Coach	Chandler Burks
Linebackers Coach	Greg Harris
Cornerbacks Coach	Darius Safford
Defensive Ends/Special Teams	Rico Zackery
Graduate Assistant/Offense	Tripp Dodd
Graduate Assistant/Defense	Nic Snowden
Director of Strength/Conditioning	Jim Kiritsy
Director of Operations	Jay Bailey
Head Football Athletic Trainer	Keith Mize
Equipment Manager	Joe Tolbert
Video Coordinator	Reese Matthewson
Administrative Associate	Lydia West

TOP 25 POLLS

STATS	Fall 2021	Coaches
19	PS	20
22	W1	-
-	W2	-
-	W3	-
-	W4	-
-	W5	-
-	W6	-
-	W7	-
-	W8	-
-	FINAL	-

# 2021 PRESEASON CENTRAL

## 2021 PUNDITS' PICKS

Media Outlet	Big South Finish	National Ranking
Lindy's	2nd	18
HERO Sports	n/a	RV
Athlon Sports	2nd	21
STATS FCS	2nd	19
AFCA Coaches	n/a	20
Big South Coaches	2nd	n/a

## BIG SOUTH 2021 PREDICTIONS

Rk	Team	Points
1.	Monmouth (16)	141
2.	Kennesaw State (1)	117
3.	North Carolina A&T	100
4.	Charleston Southern (1)	85
5.	Campbell	82
6.	Garner-Webb	59
7.	Hampton	39
8.	Robert Morris	29

## PRESEASON POLL HISTORY

Season	Predicted Finish	Actual Finish
2021 - Fall	2nd	-
2021 - Spring	2nd	2nd
2020 - Fall	1st	DNP
2019	1st	2nd
2018	1st	1st
2017	T-1st	1st
2016	3rd	3rd

## PRESEASON ALL-CONFERENCE

No.	Name	Yr.	Pos.	Team
55	Jake Lassiter	Sr.	OL	First Team
12	Isaac Foster	Sr.	RB	First Team ST / Off. HM
89	Nathan Robertson	Sr.	K	First Team

## ISAAC FOSTER RECORD WATCH

Record	Rank	No.	Record Holder
Rush Yards Per Att. (Season)	1st	14.9	Foster
Rush Yards Per Att. (Career)	1st	11.8	Foster
Yards Per Play (Career)	1st	11.8	Foster
Kickoff Return Yards (Career)	1st	679	Foster
Kickoff Return TDs (Season)	1st	2	Foster
Kickoff Return TDs (Career)	1st	2	Foster
Kickoff Return Avg. (Season)	1st	38.9	Foster
Kickoff Return Avg. (Career)	1st	32.3	Foster
Punt Returns (Career)	1st	26	Foster
Punt Return Yards (Career)	1st	276	Foster
Yds Per Punt Return (Season)	1st	18.6	Foster
Yds Per Punt Return (Career)	2nd	10.6	Shaquil Terry (11.3)
Kickoff Returns (Career)	2nd	21	P.J. Stone (24)
Longest Play (KSU History)	1st	100	Foster
Longest Kickoff Return	1st	100	Foster
Longest Punt Return	1st	57	Foster



« Isaac Foster  
First Team Special Teams

# BRIAN BOHANNON

**HEAD COACH  
7TH SEASON**



## PERSONAL INFO

Born: December 17, 1970  
 Hometown: Griffin, Ga.  
 Alma Mater: Georgia '93  
 High School: Griffin HS  
 Wife: Melanie  
 Children: Blake, Braden and Brooke Anna

## BY THE NUMBERS

**Years as a Head Coach**

1 2 3 4 5 6

**Playoff Wins**

1 2 3 4

**Playoff Appearances**

1 2 3

**10-Win Seasons**

1 2 3

**Losing Seasons**

0

A program built on Effort, Attitude and Toughness, head coach Brian Bohannon has constructed Kennesaw State from the ground up and turned the Owls into a powerhouse program at the FCS level in just six seasons.

Hired on March 24, 2013 and tasked with building a football program from scratch, Bohannon and embraced the challenge and quickly turned Kennesaw State into the best five-year start-up program in college football history in 2019 with a 48-15 overall record, two Big South Conference championships, three straight appearances in the FCS Playoffs and four playoff victories.

Bohannon is a three-time finalist for the Eddie Robinson award as the nation's top FCS head coach, including a runner-up finish in 2018 and a third-place finish in 2017. He was named the AFCA National Coach of the Year in 2017 and is a two-time Big South Conference Coach of the Year.

He is second in Big South Conference history with 52 victories and he became the fastest coach in league history to win 50 games when he accomplished the feat in just 65 games.

In the first five years of the program, 72 national polls were released with the Owls appearing in exactly 50-percent of the rankings. Of those 72 polls, Kennesaw State was inside the top-10 41-percent of the time.

Due to COVID-19, the Big South Conference moved the 2020 season to the spring of 2021, where KSU posted a 4-1 mark. The Owls were perfect at home, and had 13 all-conference honorees. Linebacker Bryson Armstrong garnered multiple All-America honors as the Owls ranked second nationally in rushing and No. 14 in total defense.

The 2019 season was the beginning of a new era in Kennesaw State football, as the original signing class moved on and gave way to a new crop of talented players hungry to continue the championship tradition. Not only did the team deliver, but they recorded the program's third-straight 11-win season and made a return trip to the FCS Playoffs where they knocked off No. 11 Wofford on the road in the opening round.

After putting the world on notice in 2017 with a 12-2 season, the Owls somehow outdid themselves during the 2018 campaign. Ranked No. 2 in the nation for much of the year, KSU earned the No. 4 overall seed in the playoffs and took an 11-game winning streak to a second consecutive quarterfinal appearance where the Owls held the third-longest home winning streak in the nation that dated back over two calendar years.

Bohannon, 50, put Kennesaw State on the map in 2017 when he led the Owls to a 12-2 season and an outright Big South Championship after finishing conference play undefeated at 5-0. After upsetting No. 3 Jacksonville State in the second round of the FCS Playoffs, KSU's historic run would falter in the quarterfinals in a tough 34-27 loss to No. 5 Sam Houston State, but not before solidifying a young Kennesaw State team as one of the nation's top programs.

Bohannon is married to the former Melanie Cobb. The two have three children, sons Blake and Braden, and daughter Brooke Anna. Blake is a freshman on the Kennesaw State football team.

## CAREER NUMBERS

Year	School	Record
1996	Gardner-Webb (WR)	2-9
1997	Georgia Southern (WR)	10-3
1998	Georgia Southern (WR)	14-1
1999	Georgia Southern (WR)	13-2
2000	Georgia Southern (DB)	13-2
2001	Georgia Southern (DB)	12-2
2002	Navy (WR)	2-10
2003	Navy (WR)	8-5
2004	Navy (WR)	10-2
2005	Navy (WR)	8-4
2006	Navy (WR)	9-4
2007	Navy (WR)	8-4
2008	Georgia Tech (QB/B-backs)	9-4
2009	Georgia Tech (QB/B-backs)	10-3
2010	Georgia Tech (QB/B-backs)	6-7
2011	Georgia Tech (QB/B-backs)	8-5
2012	Georgia Tech (QB/B-backs)	7-7
2013	Kennesaw State (Head Coach)	--
2014	Kennesaw State (Head Coach)	--
2015	Kennesaw State (Head Coach)	6-5
2016	Kennesaw State (Head Coach)	8-3
2017	Kennesaw State (Head Coach)	12-2
2018	Kennesaw State (Head Coach)	11-2
2019	Kennesaw State (Head Coach)	11-3
2021 (S)	Kennesaw State (Head Coach)	4-1
2021 (F)	Kennesaw State (Head Coach)	1-0








**Totals (HC & Assistant) 202-90 (.692)**  
**Totals (Head Coach) 53-16 (.768)**

## POSTSEASON HISTORY

Year	School	Finish
1997	Georgia Southern	I-AA Playoffs
1998	Georgia Southern	I-AA National Finalist
1999	Georgia Southern	National Champion
2000	Georgia Southern	National Champion
2001	Georgia Southern	I-AA Playoffs
2003	Navy	EV1.net Houston Bowl
2004	Navy	Emerald Bowl
2005	Navy	Poinsettia Bowl
2006	Navy	Meineke Car Care Bowl
2007	Navy	Poinsettia Bowl
2008	Georgia Tech	Chick-fil-A Bowl
2009	Georgia Tech	FedEx Orange Bowl
2010	Georgia Tech	Independence Bowl
2011	Georgia Tech	Hyundai Sun Bowl
2012	Georgia Tech	Hyundai Sun Bowl
2017	Kennesaw State	FCS Quarterfinals
2018	Kennesaw State	FCS Quarterfinals
2019	Kennesaw State	FCS Second Round

## THE ACCOLADES

Honors & Awards	Year
Eddie Robinson Award - Runner-Up	2018
AFCA District Coach of the Year	2018
Big South Coach of the Year	2018
Eddie Robinson Award - Finalist (3rd place)	2017
AFCA FCS National Coach of the Year	2017
Big South Coach of the Year	2017
Eddie Robinson Award - Finalist (8th place)	2016

 1989-93 - Student-Athlete (Wide Receiver)	 1994-95 - Graduate Assistant	 1996 - Assistant Coach (WR)	 1997-99 - Asst. Coach (WR) 2000-01 - Asst. Coach (DB)	 2002-07 - Asst. Coach (WR)	 2008-12 - Asst. Coach (QB)	 2013-Present - Head Coach 52-16 (.765)
--	---	--	---	--	---	--

## INDIVIDUAL ALL-TIME RUSHING NUMBERS

## 100-YARD RUSHING GAMES

<i>Player</i>	<i>Opponent</i>	<i>Date</i>	<i>Yards</i>
1. Micah Reed	Shorter	Sept. 19, 2015	100
2. Chaston Bennett	at Dayton	Sept. 26, 2015	155
3. Trey White	at Dayton	Sept. 26, 2015	128
4. Trey White	Gardner-Webb	Oct. 17, 2015	170
5. Chaston Bennett	Monmouth	Oct. 31, 2015	129
6. Trey White	Monmouth	Oct. 31, 2015	102
7. Trey White	at Presbyterian	Nov. 21, 2015	155
8. Chandler Burks	Point	Sept. 10, 2016	138
9. Darnell Holland	at Furman	Oct. 1, 2016	123
10. Chandler Burks	at Furman	Oct. 1, 2016	103
11. Chandler Burks	Missouri S&T	Oct. 8, 2016	118
12. Chaston Bennett	at Monmouth	Oct. 29, 2016	129
13. Chaston Bennett	Clark Atlanta	Nov. 5, 2016	179
14. Chandler Burks	Presbyterian	Nov. 12, 2016	119
15. Darnell Holland	Tennessee Tech	Sept. 9, 2017	129
16. Chandler Burks	North Greenville	Sept. 30, 2017	100
17. Shaquill Terry	at Liberty	Oct. 14, 2017	126
18. Jake McKenzie	at Liberty	Oct. 14, 2017	111
19. Jake McKenzie	Gardner-Webb	Oct. 21, 2017	119
20. Chandler Burks	at Montana State	Nov. 4, 2017	149
21. Jake McKenzie	at Montana State	Nov. 4, 2017	116
22. Darnell Holland	Charleston Southern	Nov. 11, 2017	109
23. Chandler Burks	Monmouth	Nov. 18, 2017	131
24. Shaquill Terry	Samford	Nov. 25, 2017	120
25. Shaquill Terry	at Sam Houston State	Dec. 9, 2017	120
26. Darnell Holland	vs. Alabama State	Sept. 15, 2018	136
27. Chandler Burks	vs. Presbyterian	Oct. 6, 2018	135
28. Chandler Burks	at Charleston Southern	Oct. 27, 2018	102
29. Shaq Terry	vs. Campbell	Nov. 3, 2018	112
30. Darnell Holland	at Monmouth	Nov. 10, 2018	195
31. Darnell Holland	vs. Jacksonville State	Nov. 17, 2018	101
32. Bronson Rechsteiner	at Missouri State	Sept. 21, 2019	221*
33. Isaac Foster	at Missouri State	Sept. 21, 2019	183
34. Isaac Foster	vs. Reinhardt	Sept. 28, 2019	127
35. Bronson Rechsteiner	vs. Charleston Southern	Oct. 12, 2019	138
36. Daniel David	vs. North Alabama	Oct. 26, 2019	111
37. Tommy Bryant	at Campbell	Nov. 9, 2019	105
38. Tommy Bryant	at Hampton	Nov. 16, 2019	100
39. Tommy Bryant	vs. Gardner-Webb	Nov. 23, 2019	154
40. Bronson Rechsteiner	vs. Gardner-Webb	Nov. 23, 2019	128
41. Jonathan Murphy	at Wofford	Nov. 30, 2019	206
42. Jonathan Murphy	at Weber State	Dec. 7, 2019	116
43. Jonathan Murphy	vs. Charleston Southern	March 14, 2021	113

## TWO 100-YARD RUSHERS, SAME GAME

<i>Player (Yards)</i>	<i>Opponent</i>	<i>Date</i>
1. Chaston Bennett (155)	Trey White (128)	at Dayton Sept. 26, 2015
2. Chaston Bennett (124)	Trey White (102)	vs. Monmouth Oct. 31, 2015
3. Darnell Holland (123)	Chandler Burks (103)	at Furman Oct. 1, 2016
4. Jake McKenzie (111)	Shaquill Terry (126)	Liberty Oct. 14, 2017
5. Chandler Burks (149)	Jake McKenzie (116)	Montana State Nov. 4, 2017
6. Bronson Rechsteiner (221)	Isaac Foster (183)	at Missouri State Sept. 21, 2019
7. Tommy Bryant (154)	Bronson Rechsteiner (128)	vs. Gardner-Webb Nov. 23, 2019

## 200-YARD RUSHING GAMES

<i>Player</i>	<i>Opponent</i>	<i>Date</i>	<i>Yards</i>
1. Bronson Rechsteiner	at Missouri State	Sept. 21, 2019	221*
2. Jonathan Murphy	at Wofford	Nov. 30, 2019	206

\*school record

## MOST 100-YARD RUSH GAMES

<i>Player</i>	<i>Games</i>
Chandler Burks	9
Darnell Holland	6
Trey White	4
Chaston Bennett	4
Jonathan Murphy	3
Bronson Rechsteiner	3
Tommy Bryant	3
Shaquill Terry	3
Jake McKenzie	3
Isaac Foster	2

## MOST 200-YARD RUSH GAMES

<i>Player</i>	<i>Games</i>
Bronson Rechsteiner	1
Jonathan Murphy	1

## LONGEST RUSHING ATTEMPTS

<i>Yds</i>	<i>Result</i>	<i>Player</i>	<i>Date</i>
85	TD	Bronson Rechsteiner	Sept. 21, 2019
84	TD	Darnell Holland	Sept. 9, 2017
84	--	Shaquill Terry	Nov. 25, 2017
80	TD	Chaston Bennett	Sept. 26, 2015
79	TD	T.J. Reed	Oct. 7, 2017
75	TD	Isaac Foster	Sept. 21, 2019
75	TD	Darnell Holland	Sept. 6, 2018
70	TD	Darnell Holland	Sept. 15, 2018
69	--	Chaston Bennett	Nov. 5, 2016
65	--	Daniel David	Sept. 15, 2018
65	TD	Bronson Rechsteiner	Nov. 23, 2019

THE LAST TIME KENNESAW STATE...

**RUSHING**

Had 500+ yards rushing	at Tennessee Tech, 2018 (507)
Had 400+ yards rushing	at Missouri State, 2019 (479)
Had 300+ yards rushing	vs. Reinhardt, 2021 (332)
Had 70+ rushing attempts	vs. Jacksonville State, 2018 (71)
Had 60+ rushing attempts	vs. Reinhardt, 2021 (67)
Had 50+ rushing attempts	vs. Reinhardt, 2021 (67)
Had 7+ rushing TDs	at Monmouth, 2018 (7)
Had 6+ rushing TDs	at Hampton, 2019 (6)
Had 5+ rushing TDs	vs. Reinhardt, 2021 (5)
Had 4+ rushing TDs	vs. Reinhardt, 2021 (5)
Had 2+ players with 100 yards rushing	vs. Gardner-Webb, 2019 (2)

**PASSING**

Had 300+ yards passing	at Duquesne, 2016 (312)
Had 200+ yards passing	at Georgia State, 2018 (201)
Had 25+ pass attempts	at Charleston Southern, 2016 (28)
Had 20+ Pass attempts	at Kent State, 2019 (21)
Had 10+ pass completions	at Charleston Southern, 2018 (11)
Had 4+ passing TDs	vs. Presbyterian, 2016 (4)
Had 3+ passing TDs	at Presbyterian, 2019 (3)
Had 4+ passes intercepted	at Charleston Southern, 2016 (4)
Had 3+ passes intercepted	at Charleston Southern, 2016 (4)

**TOTAL OFFENSE**

Had 650+ yards total offense	vs. Point University, 2015 (699)
Had 600+ yards total offense	vs. Presbyterian, 2018 (637)
Had 550+ yards total offense	vs. Point University, 2019 (592)
Had 500+ yards total offense	at Missouri State, 2019 (526)
Had 85+ plays total offense	at Kent State, 2019 (87)
Had 80+ plays total offense	at Kent State, 2019 (87)
Had 75+ plays total offense	vs. Reinhardt, 2021 (76)

**SCORING**

Scored 70+ points	vs. Clark Atlanta, 2018 (70)
Scored 60+ points	vs. Jacksonville State, 2018 (60)
Scored 50+ points	at Hampton, 2019 (50)
Scored 40+ points in a half	vs. Point University, 2019 (42)
Scored 30+ points in a half	at Hampton, 2019 (31)
Scored 35+ points in a quarter	vs. Edward Waters, 2015 (35)
Scored 28+ points in a quarter	vs. Alabama State, 2018 (28)
Both teams combined for 100+ points	vs. Jacksonville State, 2018 (112)
Allowed 50+ points	vs. Jacksonville State, 2018 (52)
Allowed 40+ points	vs. Monmouth, 2019 (45)
Allowed 30+ points	at Campbell, 2019 (35)
Was held scoreless	--
Was held scoreless at Fifth Third Bank Stadium	--
Was held scoreless on the road	--
Was held scoreless at a neutral site	--
Won a game without a rushing TD	vs. Gardner-Webb, 2015
Won a game without a passing TD	vs. Reinhardt, 2021
Held opponent scoreless	vs. Robert Morris, s2021 (35-0)
Held opponent scoreless at Fifth Third Bank Stadium	vs. RMU, s2021, (35-0)
Held opponent scoreless on the road	at Presbyterian, 2017 (28-0)
Held opponent without a touchdown	vs. Robert Morris, s2021 (35-0)
Held two opponents scoreless in one season	2018, vs. Presbyterian and Campbell
Held a Big South opponent scoreless	vs. Robert Morris, s2021 (35-0)
Scored on the first offensive play of the game	vs. Charleston Southern, 2015
Scored on the first offensive series of the game	vs. Reinhardt, 2021

**RECEIVING**

Had a player with 100 yards receiving	at Duquesne, 2016 (Sumpter - 187)
Had a player with 5+ catches in a game	at Campbell, 2019 (Shaquil Terry - 5)
Had a player with 2+ TD receptions in a game	at Campbell, 2019 (Shaquil Terry - 2)

**DEFENSE**

Held opponent to 10 or fewer first downs	vs. Reinhardt, 2021 (9)
Held opponent to 25 or fewer yards rushing	vs. Presbyterian, 2018 (18)
Held opponent to 50 or fewer yards rushing	at Weber State, 2019 (44)
Held opponent to 50 or fewer yards passing	vs. Campbell, 2018 (46)
Held opponent to 150 or fewer yards total offense	at Hampton, 2019 (126)
Held opponent to 200 or fewer yards total offense	vs. Robert Morris, s2021 (162)
Intercepted 4+ passes	vs. Clark Atlanta, 2018 (4)
Intercepted 3+ passes	at Hampton, 2019 (3)
Scored a safety	--
Scored a touchdown	vs. Robert Morris s2021 (75-yd int return)
Recorded 5+ sacks	vs. Shorter, s2021 (6.0)
Recorded 4+ sacks	vs. Gardner-Webb, 2019 (5.0)

**SPECIAL TEAMS**

Returned a punt for a TD	--
Returned a blocked punt for a TD	vs. Gardner-Webb, 2019 (Jalen Jackson)
Returned a kickoff for a TD	vs. Campbell, 2018 (Holland - 84 yds)
Punted 10+ times	--
Did not punt	vs. Dixie State, s2021
Blocked a field goal	vs. Robert Morris, s2021
Had a punt blocked	at Samford, 2017
Had a field goal blocked	--
Blocked a PAT kick	vs. Charleston Southern, s2021
Missed a kicking PAT	at Hampton, 2019
Had a kicking PAT blocked	vs. North Alabama, 2019
Recovered an onside kick	vs. Dixie State, s2021

**MISCELLANEOUS**

Had 30+ first downs	vs. Presbyterian, 2018 (34)
Had 25+ first downs	vs. North Alabama, 2019 (26)
Had 10+ passing first downs	at Samford, 2017 (10)
Had 20+ rushing first downs	vs. Reinhardt, 2021 (20)
Had 10+ penalties	vs. Charleston Southern, 2019 (11)
Had 100+ yards in penalties	vs. Charleston Southern, 2019 (122)
Had 35 minutes+ of possession time	vs. Reinhardt, 2021 (37:47)
Was involved in an overtime game	vs. Jacksonville State, 2018 (50T)
Defeated a ranked opponent	at No. 11 Wofford, 2019 (28-21)
Defeated a ranked opponent on the road	at No. 11 Wofford, 2019 (28-21)
Came back from 10+ points down to win	at Missouri State, 2019 (13)

THE LAST TIME A KENNESAW STATE PLAYER...

**RUSHING**

Rushed 30+ times	Jonathan Murphy at Weber State, 2019 (30)
Rushed 25+ times	Jonathan Murphy vs. Charleston So., s2021 (27)
Rushed for 250+ yards	--
Rushed for 200+ yards	Jonathan Murphy at Wofford, 2019 (206)
Rushed for 175+ yards	Jonathan Murphy at Wofford, 2019 (206)
Rushed for 150+ yards	Jonathan Murphy at Wofford, 2019 (206)
Rushed for 125+ yards	Jonathan Murphy at Wofford, 2019 (206)
Rushed for 100+ yards	Jonathan Murphy vs. Charleston So., s2021 (113)
Rushed for 100+ yards (QB)	Jonathan Murphy vs. Charleston So., s2021 (113)
Rushed for 100+ yds in consecutive games	Jonathan Murphy at Weber State, 2019 (116) Jonathan Murphy at Wofford, 2019 (206)
Rushed for 100+ yards in 3 straight games	Tommy Bryant vs. Gardner-Webb, 2019 (154) Tommy Bryant at Hampton, 2019 (100) Tommy Bryant at Campbell, 2019 (105)
Rushed for 5+ touchdowns	--
Rushed for 4+ touchdowns	Tommy Bryant vs. Gardner-Webb, 2019 (4)
Rushed for 3+ touchdowns	Tommy Bryant vs. Shorter, s2021 (3)
Rushed for 3+ touchdowns (QB)	Tommy Bryant vs. Shorter, s2021 (3)
Rushed for 2+ touchdowns	Jonathan Murphy and Xavier Shepard vs. Reinhardt 2021 (2)
Had 3 players rush for a touchdown	vs. Reinhardt, 2021 (3)
Had 4 players rush for a touchdown	at Hampton, 2019 (5)
Had 5 players rush for a touchdown	at Hampton, 2019 (5)
Had a run of 80+ yards	Bronson Rechsteiner at Missouri St., 2019 (87)
Had a run of 70+ yards	Bronson Rechsteiner at Missouri St., 2019 (87)
Had a run of 60+ yards	Jonathan Murphy at Wofford, 2019 (61)
Had a run of 50+ yards	Jonathan Murphy at Wofford, 2019 (61)
Had 2 TD runs of 50+ yards	Isaac Foster at Missouri State, 2019 (75, 67)

**PASSING**

Passed for 250+ yards	--
Passed for 200+ yards	Chandler Burks at Georgia State, 2018 (201)
Passed for 100+ yards	Jonathan Murphy vs. Charleston So., s2021 (108)
Attempted 20+ passes	Daniel David at Kent State, 2019 (21)
Completed 15+ passes	Daniel David at Kent State, 2019 (21)
Threw 4+ touchdown passes	--
Threw 3+ touchdown passes	Tommy Bryant at Presbyterian, 2019 (3)
Threw 2+ touchdown passes	Jonathan Murphy vs. Charleston So., s2021 (2)
Threw 2+ TD passes in consecutive games	Chandler Burks vs. Presbyterian, 2016 (3) Chandler Burks vs. Clark Atlanta, 2016 (2)
Threw 3+ interceptions	--
Threw 2+ interceptions	Chandler Burks vs. Jacksonville State, 2018 (2)
Completed pass for 80+ yards	--
Completed pass for 70+ yards	White to Bennett vs. Charleston So., 2015 (79)
Completed pass for 60+ yards	Bryant to Terry at Hampton, 2019 (66)
Completed pass for 50+ yards	Murphy to O'Neal vs. Charleston So., s2021 (51)

**RECEIVING**

Caught 9+ passes	--
Caught 8+ passes	Justin Sumpter at Duquesne, 2016 (8)
Caught 7+ passes	Justin Sumpter at Georgia State, 2018 (7)
Caught 6+ passes	Justin Sumpter at Georgia State, 2018 (7)
Had 200+ yards receiving	--
Had 175+ yards receiving	Justin Sumpter at Duquesne, 2016 (187)
Had 150+ yards receiving	Justin Sumpter at Duquesne, 2016 (187)
Had 100+ yards receiving	Xavier Harper at Presbyterian, 2016 (121)
Had 100+ yards receiving in consecutive games	Justin Sumpter at Furman, 2016 (147) Justin Sumpter at Duquesne, 2016 (187)
Caught 3+ TD passes	--
Caught 2+ TD passes	Shaquil Terry at Campbell, 2019 (2)

**TOTAL OFFENSE**

Had 300+ yards total offense	--
Had 275+ yards total offense	Chandler Burks at Charleston So., 2018 (294)
Had 250 yards+ total offense	Daniel David at Kent State, 2019 (259)
Had 100 yards both pass & rush	Jonathan Murphy vs. Charleston So., s2021 (108, 113)

**TOTAL OFFENSE**

Accounted for 5+ touchdowns	Tommy Bryant at Campbell, 2019 (5)
Accounted for 4+ touchdowns	Tommy Bryant vs. Gardner-Webb, 2019 (4)
Accounted for 3+ touchdowns	Jonathan Murphy vs. Charleston So., s2021 (3)
Scored 4+ touchdowns	Tommy Bryant vs. Gardner-Webb, 2019 (4)
Scored 3+ touchdowns	Tommy Bryant vs. Shorter, s2021 (3)
Multiple players score 2+ touchdowns	Jonathan Murphy vs. Reinhardt, 2021 (2) Xavier Shepherd vs. Reinhardt, 2021 (2)

**DEFENSE**

Intercepted 3+ passes	Donte Blackmon at Duquesne, 2016 (3)
Intercepted 2+ passes	Akebren Ralls vs. Gardner-Webb, 2017 (2)
Recovered 2+ fumbles	Kareem Taylor vs. Shorter, s2021 (2)
Forced 3+ fumbles	Derrick Farrow vs. Edward Waters, 2015 (3)
Recorded 3+ sacks	Joel Parker at Alabama State, 2019 (3.0)
Recorded 2+ sacks	Peyton Moore vs. Shorter, s2021 (2.0)
Recorded 5+ tackles for loss	Joel Parker at Alabama State, 2019 (6.0)
Recorded 3+ tackles for loss	Desmond Johnson, Jr. at Campbell, 2019 (3.5)
Recorded 15+ tackles	Bryson Armstrong vs. Samford, 2017 (16)
Recorded 10+ tackles	Xavier Reddick vs. Reinhardt, 2021 (10)
Recorded 10+ tackles in back-to-back games	Bryson Armstrong vs. Samford, 2017 (16) Bryson Armstrong at Jacksonville State, 2017 (11)
Recorded 10+ tackles in three straight games	--
Recorded 15+ tackles in back-to-back games	--
Recorded 15+ tackles twice in one season	Bryson Armstrong vs. Samford, 2017 (16)
Returned an interception for a touchdown	Bryson Armstrong vs. Robert Morris, s2021
Returned a fumble for a touchdown	Cade Loden vs. Dixie State, s2021

**SPECIAL TEAMS**

Scored 10+ points kicking	Nathan Robertson vs. Dixie State, s2021 (13)
Made 5+ field goals	--
Made 4+ field goals	Justin Thompson vs. Shorter, 2015 (4)
Made a field goal of 50+ yards	--
Made a field goal of 40+ yards	Nathan Robertson vs. Charleston So., 2019 (46)
Kicked a punt of 70+ yards	--
Kicked a punt of 60+ yards	Christian Kinsley vs. Presbyterian, 2016
Punted 7+ times	Nicholas Jones vs. Wofford, 2018 (7)
Totaled 125+ kick return yards	Antavius Grier at Campbell, 2019 (137)
Totaled 100+ kick return yards	Antavius Grier at Campbell, 2019 (137)
Totaled 50+ punt return yards	Isaac Foster at Presbyterian, 2019 (57)



**GAME-BY-GAME NOTABLES**

Opponent	Captains	Coin Toss	Kickoff/ Recieve	KSU 1st Poss.	Game Length	Helmet	Jersey	Pants
Reinhardt	Lassiter, Parker, Potter	Loss	Kickoff	TD	3:27	Gold	Black	Black

**GAME-BY-GAME OFFENSIVE STARTERS**

Opponent	LT	LG	C	RG	RT	WR	WR	BB	SB	SB	QB
Reinhardt	Lassiter	Paxton	Nana Fabu	Jackson	Dawson	O'Neal	Haigler	Glover	Adeleke	Farrow	Murphy

**GAME-BY-GAME DEFENSIVE STARTERS**

Opponent	DE	NT	DT	DE	MIKE	WILL	SAM	CB	SS	FS	CB
Reinhardt	P. Moore	Bell	T. Moore	Parker	Bates	Reddick	Ca. Loden	Burks	Co. Loden	Montgomery	Justice

**PLAY BREAKDOWN**

Opponent	Kennesaw State			Opponent	Opponents		
	Rush	Pass	Total		Rush	Pass	Total
Reinhardt	67	9	76	Reinhardt	25	18	43
Totals	67	9	76	Totals	25	18	43

**GAME-OPENING DRIVES**

Opponent	Kennesaw St.			Opponent		
	Pts	1sts	Yds	Pts	1sts	Yds
Reinhardt	7	2	74	0	1	17
<b>Totals</b>	<b>7</b>	<b>2</b>	<b>74</b>	<b>0</b>	<b>1</b>	<b>17</b>

**2ND HALF-OPENING DRIVES**

Opponent	Kennesaw St.			Opponent		
	Pts	1sts	Yds	Pts	1sts	Yds
Reinhardt	0	3	56	7	0	80
<b>Totals</b>	<b>0</b>	<b>3</b>	<b>56</b>	<b>7</b>	<b>0</b>	<b>80</b>

**FIRST DOWNS GAME LOG**

Opponent	Kennesaw State			
	Rush	Pass	Penalty	Total
Reinhardt	20	4	0	24
<b>Totals</b>	<b>20</b>	<b>4</b>	<b>0</b>	<b>24</b>

Opponent	Opponents			
	Rush	Pass	Penalty	Total
Reinhardt	3	5	1	9
<b>Totals</b>	<b>3</b>	<b>5</b>	<b>1</b>	<b>9</b>

**TURNOVER CHART**

Opponent	Forced by Kennesaw State				
	Fum	Int	Total	Pts Off	Margin
Reinhardt	1	1	2	7	+1
<b>Totals</b>	<b>1</b>	<b>1</b>	<b>2</b>	<b>7</b>	<b>+1</b>

Opponent	Forced by Opponents				
	Fum	Int	Total	Pts Off	Margin
Reinhardt	0	1	1	0	-1
<b>Totals</b>	<b>0</b>	<b>1</b>	<b>1</b>	<b>0</b>	<b>-1</b>

**SCORING DRIVES BY THE NUMBERS**

Opponent	Time of Possession			
	1-60 Sec	1-4 Min	4-7 Min	7+ Min
Reinhardt	0	4	1	0
<b>Totals</b>	<b>0</b>	<b>4</b>	<b>1</b>	<b>0</b>

Opponent	Number of Plays			
	1-3	4-7	8-10	11+
Reinhardt	0	2	1	2
<b>Totals</b>	<b>0</b>	<b>2</b>	<b>1</b>	<b>2</b>

## ALL-TIME SERIES RECORDS

Opponent	Overall	Home	Away	Neutral	Streak	Last Meeting	Date
Alabama State	3-0	1-0	2-0	0-0	W3	W, 42-7	Sept. 14, 2019
Campbell	2-0	1-0	1-0	0-0	W2	W, 38-35	Nov. 9, 2019
Clark Atlanta	2-0	2-0	0-0	0-0	W2	W, 70-13	Sept. 22, 2018
Charleston Southern	4-2	3-1	1-1	0-0	W4	W, 24-19	March 13, 2021
Coastal Carolina	0-1	0-0	0-1	0-0	L1	L, 13-45	Nov. 14, 2015
Dayton	0-1	0-0	0-1	0-0	L1	L, 27-31	Sept. 26, 2015
Dixie State	1-0	1-0	0-0	0-0	W1	W, 37-27	March 20, 2021
Duquesne	1-0	0-0	1-0	0-0	W1	W, 36-28	Sept. 24, 2016
East Tennessee State	1-1	0-1	1-0	0-0	L1	L, 17-20	Sept. 3, 2016
Edward Waters	1-0	1-0	0-0	0-0	W1	W, 58-7	Sept. 12, 2015
Furman	1-0	0-0	1-0	0-0	W1	W, 52-42	Oct. 1, 2016
Gardner-Webb	5-0	3-0	2-0	0-0	W5	W, 42-14	Nov. 23, 2019
Georgia State	0-1	0-0	0-1	0-0	L1	L, 24-20	Aug. 30, 2018
Hampton	1-0	0-0	1-0	0-0	W1	W, 50-7	Nov. 16, 2019
Jacksonville State	2-0	0-0	1-0	1-0	W2	W, 60-52 (5OT)	Nov. 17, 2018
Kent State	0-1	0-0	0-1	0-0	L1	L, 26-23 (OT)	Sept. 7, 2019
Liberty	1-2	0-1	1-1	0-0	W1	W, 42-28	Oct. 14, 2017
Missouri S&T	1-0	1-0	0-0	0-0	W1	W, 49-16	Oct. 8, 2016
Missouri State	1-0	0-0	1-0	0-0	W1	W, 35-24	Sept. 21, 2019
Monmouth	4-2	2-1	2-1	0-0	L2	L, 45-21	April 10, 2021
Montana State	1-0	0-0	1-0	0-0	W1	W, 16-14	Nov. 4, 2017
North Alabama	1-0	1-0	0-0	0-0	W1	W, 41-17	Oct. 26, 2019
North Greenville	1-0	1-0	0-0	0-0	W1	W, 38-34	Sept. 20, 2017
Point	3-0	3-0	0-0	0-0	W3	W, 59-0	Aug. 31, 2019
Presbyterian	4-1	2-0	2-1	0-0	W4	W, 55-10	Oct. 19, 2019
Reinhardt	2-0	2-0	0-0	0-0	W2	W, 35-25	Sept. 2, 2021
Robert Morris	1-0	1-0	0-0	0-0	W1	W, 35-0	April 3, 2021
Sam Houston State	0-1	0-0	0-1	0-0	L1	L, 27-34	Dec. 9, 2017
Samford	2-1	2-0	0-1	0-0	W2	W, 24-10	Sept. 29, 2018
Shorter	2-0	2-0	0-0	0-0	W2	W, 35-3	Feb. 27, 2021
South Dakota State	0-1	0-1	0-0	0-0	L1	L, 27-17	Dec. 8, 2018
Tennessee Tech	2-0	0-0	1-0	0-0	W2	W, 49-10	Sept. 6, 2018
Texas Southern	1-0	1-0	0-0	0-0	W1	W, 48-3	Oct. 7, 2017
Wofford	2-0	1-0	1-0	0-0	W2	W, 28-21	Nov. 30, 2019
Weber State	0-1	0-0	0-1	0-0	L1	L, 26-20	Dec. 7, 2019

RECORD VERSUS OPPONENTS

**ALABAMA STATE (3-0)**

Date	Result	Score	KSU Rank	Opp Rank	Attendance
Sept. 16, 2017	W (a)	20-14	--	--	11,000
Sept. 15, 2018	W (h)	62-13	7	--	8,799
Sept. 14, 2019	W (a)	42-7	7	--	15,887

**CAMPBELL (2-0)**

Date	Result	Score	KSU Rank	Opp Rank	Attendance
Nov. 3, 2018	W (h)	49-0	2	--	6,012
Nov. 9, 2019	W (a)	38-35	11	--	5,039

**CLARK ATLANTA (2-0)**

Date	Result	Score	KSU Rank	Opp Rank	Attendance
Nov. 5, 2016	W (h)	56-0	--	--	6,916
Sept. 22, 2018	W (h)	70-13	5	--	6,009

**CHARLESTON SOUTHERN (4-2)**

Date	Result	Score	KSU Rank	Opp Rank	Attendance
Nov. 7, 2015	L (h)	14-28	--	13	8,670
Nov. 19, 2016	L (a)	7-28	--	13	2,446
Nov. 11, 2017	W (h)	38-0	23	--	6,224
Oct. 27, 2018	W (a)	38-10	2	--	1,242
Oct. 12, 2019	W (h)	45-24	4	--	8,258
Mar. 13, 2021	W (h)	24-19	9	--	1,803

**COASTAL CAROLINA (0-1)**

Date	Result	Score	KSU Rank	Opp Rank	Attendance
Nov. 14, 2015	L (a)	13-45	--	4	8,802

**DAYTON (0-1)**

Date	Result	Score	KSU Rank	Opp Rank	Attendance
Sept. 26, 2015	L (a)	27-31	--	--	2,512

**DIXIE STATE (1-0)**

Date	Result	Score	KSU Rank	Opp Rank	Attendance
Mar. 13, 2020	W (h)	37-27	9	--	2,156

**DUQUESNE (1-0)**

Date	Result	Score	KSU Rank	Opp Rank	Attendance
Sept. 24, 2016	W (a)	36-28	--	--	2,658

**EAST TENNESSEE STATE (1-1)**

Date	Result	Score	KSU Rank	Opp Rank	Attendance
Sept. 3, 2015	W (a)	56-16	--	--	8,217
Sept. 3, 2016	L (ot) (h)	17-20	--	--	8,574

**EDWARD WATERS (1-0)**

Date	Result	Score	KSU Rank	Opp Rank	Attendance
Sept. 12, 2015	W (h)	58-7	--	--	9,506

**FURMAN (1-0)**

Date	Result	Score	KSU Rank	Opp Rank	Attendance
Oct. 1, 2016	W (a)	52-42	--	--	6,970

**GARDNER-WEBB (5-0)**

Date	Result	Score	KSU Rank	Opp Rank	Attendance
Oct. 17, 2015	W (h)	12-7	--	--	8,732
Oct. 22, 2016	W (a)	47-39	--	--	2,450
Oct. 21, 2017	W (h)	17-3	--	--	6,954
Oct. 13, 2018	W (a)	56-17	3	--	4,150
Nov. 23, 2019	W (h)	42-14	9	--	4,383

**GEORGIA STATE (0-1)**

Date	Result	Score	KSU Rank	Opp Rank	Attendance
Aug. 30, 2018	L (a)	24-20	5	--	23,088

**HAMPTON (1-0)**

Date	Result	Score	KSU Rank	Opp Rank	Attendance
Nov. 16, 2019	W (a)	50-7	11	--	3,612

**JACKSONVILLE STATE (2-0)**

Date	Result	Score	KSU Rank	Opp Rank	Attendance
Dec. 2, 2017	W (a)	17-7	16	2	17,412
Nov. 17, 2018	W (n)	60-52	2	7	16,949

**KENT STATE (0-1)**

Date	Result	Score	KSU Rank	Opp Rank	Attendance
Sept. 7, 2019	L (a)	26-23 (OT) 7	--	--	18,679

**LIBERTY (1-2)**

Date	Result	Score	KSU Rank	Opp Rank	Attendance
Oct. 24, 2015	L (a)	35-45	--	--	20,393
Oct. 15, 2016	L (h)	21-36	--	--	8,803
Oct. 14, 2017	W (a)	42-28	--	--	17,726

**MISSOURI S&T (1-0)**

Date	Result	Score	KSU Rank	Opp Rank	Attendance
Oct. 8, 2016	W (h)	49-16	--	--	6,775

**MISSOURI STATE (1-0)**

Date	Result	Score	KSU Rank	Opp Rank	Attendance
Sept. 21, 2019	W (a)	35-24	7	--	11,424

**MONMOUTH (4-1)**

Date	Result	Score	KSU Rank	Opp Rank	Attendance
Oct. 31, 2015	W (h)	23-13	--	--	8,668
Oct. 29, 2016	W (a)	49-17	--	--	3,869
Nov. 18, 2017	W (h)	52-21	21	22	6,808
Nov. 10, 2018	W (a)	51-14	2	--	2,332
Nov. 2, 2019	L (h)	45-21	4	--	4,464
April 10, 2021	L (a)	17-42	7	20	928

**MONTANA STATE (1-0)**

Date	Result	Score	KSU Rank	Opp Rank	Attendance
Nov. 4, 2017	W (a)	16-14	25	--	16,337

**NORTH ALABAMA (1-0)**

Date	Result	Score	KSU Rank	Opp Rank	Attendance
Oct. 26, 2019	W (h)	41-17	4	--	4,845

**NORTH GREENVILLE (1-0)**

Date	Result	Score	KSU Rank	Opp Rank	Attendance
Sept. 30, 2017	W (h)	38-34	--	--	6,161

**POINT (3-0)**

Date	Result	Score	KSU Rank	Opp Rank	Attendance
Oct. 10, 2015	W (h)	56-17	--	--	8,680
Sept. 10, 2016	W (h)	49-3	--	--	8,354
Aug. 31, 2019	W (h)	59-0	9	--	6,621

**PRESBYTERIAN (4-1)**

Date	Result	Score	KSU Rank	Opp Rank	Attendance
Nov. 21, 2015	L (a)	6-14	--	--	3,577
Nov. 12, 2016	W (h)	45-10	22	--	7,186
Oct. 28, 2017	W (a)	28-0	--	--	2,804
Oct. 6, 2018	W (h)	56-0	4	--	6,414
Oct. 19, 2019	W (a)	55-10	4	--	1,635

**REINHARDT (2-0)**

Date	Result	Score	KSU Rank	Opp Rank	Attendance
Sept 28, 2019	W (h)	31-7	4	--	6,978
Sept. 2, 2021	W (h)	35-25	20	--	6,348

**ROBERT MORRIS (1-0)**

Date	Result	Score	KSU Rank	Opp Rank	Attendance
April 3, 2021	W (h)	35-0	7	--	2,065

**SAM HOUSTON STATE (0-1)**

Date	Result	Score	KSU Rank	Opp Rank	Attendance
Dec. 9, 2017	L (a)	27-34	16	6	5,725

**SAMFORD (2-1)**

Date	Result	Score	KSU Rank	Opp Rank	Attendance
Aug. 31, 2017	L (a)	23-28	--	19	4,908
Nov. 25, 2017	W (h)	28-17	16	14	5,566
Sept. 29, 2018	W (h)	24-10	4	--	6,304

**SHORTER (2-0)**

Date	Result	Score	KSU Rank	Opp Rank	Attendance
Sept. 19, 2015	W (h)	18-10	--	--	8,664
Feb. 27, 2021	W (h)	35-3	8	--	2,026

**SOUTH DAKOTA STATE (0-1)**

Date	Result	Score	KSU Rank	Opp Rank	Attendance
Dec. 8, 2018	L (h)	27-17	4	5	3,242

**TENNESSEE TECH (2-0)**

Date	Result	Score	KSU Rank	Opp Rank	Attendance
Sept. 9, 2017	W (h)	27-14	--	--	8,418
Sept. 6, 2018	W (a)	49-10	7	--	4,188

**TEXAS SOUTHERN (1-0)**

Date	Result	Score	KSU Rank	Opp Rank	Attendance
Oct. 7, 2017	W (h)	48-3	--	--	6,743

**WEBER STATE (0-1)**

Date	Result	Score	KSU Rank	Opp Rank	Attendance
Dec. 7, 2019	L (a)	26-20	9	3	5,422

**WOFFORD (2-0)**

Date	Result	Score	KSU Rank	Opp Rank	Attendance
Dec. 1, 2018	W (h)	13-10	4	12	3,515
Nov. 30, 2019	W (a)	28-21	9	11	1,992

ALL-TIME STARTING LINEUP

2015

Offense	Name
QB	Trey White
RB	Trey Chivers
RB	Chaston Bennett
RB	Darnell Holland
WR	Justin Sumpter
WR	Xavier Harper
LT	C.J. Collins
LG	Matt Frank
C	Malik Letatau
RG	Lorenzo Adger
RT	Zach Mitchler

Defense	Name
DE	Kyron Minter
NT	Nick Perrotta
DT	McKenzie Billingslea
DE	Mason Harris
LB	Izzy Sam
LB	Anthony Gore, Jr.
LB	Dez Billingslea
CB	Marcus Thurman
SS	Taylor Henkle
FS	Derrick Farrow
CB	Dante Blackmon

2016

Offense	Name
QB	Chandler Burks
RB	Jake McKenzie
RB	Chaston Bennett
RB	Darnell Holland
WR	Justin Sumpter
WR	Xavier Harper
LT	Ryan Warrior
LG	Joseph Alexander, Jr.
C	Malik Letatau
RG	Matt Frank
RT	Zach Mitchler

Defense	Name
DE	Tonarius Portress
NT	Nick Perrotta
DT	McKenzie Billingslea
DE	Desmond Johnson
LB	Izzy Sam
LB	Anthony Gore, Jr.
LB	Dez Billingslea
CB	Keon Roman
SS	Taylor Henkle
FS	Derrick Farrow
CB	Dante Blackmon

2017

Offense	Name
QB	Chandler Burks
RB	Jake McKenzie
RB	Shaquil Terry
RB	Darnell Holland
WR	Justin Sumpter
WR	Xavier Harper
LT	Ryan Warrior
LG	Joseph Alexander, Jr.
C	C.J. Collins
RG	Matt Frank
RT	Zach Mitchler

Defense	Name
DE	Tonarius Portress
NT	Alzoyah Alufohai
DT	McKenzie Billingslea
DE	Desmond Johnson
LB	Izzy Sam
LB	Anthony Gore, Jr.
LB	Bryson Armstrong
CB	Keon Roman
SS	Taylor Henkle
FS	Jace White
CB	Akebren Ralls

2018

Offense	Name
QB	Chandler Burks
RB	Shaq Terry
RB	Jake McKenzie
RB	Darnell Holland
WR	Justin Sumpter
WR	Xavier Harper
LT	Devin Pughsley
LG	Nick Eldridge
C	C.J. Collins
RG	Joseph Alexander
RT	Chiaza Nwadike

Defense	Name
DE	Desmong Johnson, Jr.
NT	Travis Bell
DT	McKenzie Billingslea
DE	Andrew Butcher
MIKE	Charlie Patrick
WILL	Anthony Gore, Jr.
SAM	Bryson Armstrong
CB	Dorian Walker
SS	Cincere Mason
FS	Jace White
CB	Le'Vonte Larry

2019

Offense	Name
QB	Daniel David
RB	Shaq Terry
RB	Bronson Rechsteiner
RB	Isaac Foster
WR	Caleb O'Neal
WR	Jalen Jackson
LT	Jake Lassiter
LG	Chris Dye
C	William Nana Fabu
RG	Terrell Paxton
RT	Zion Katina

Defense	Name
DE	Andrew Butcher
NT	Desmond Scott
DT	Travis Bell
DE	Desmond Johnson, Jr.
MIKE	Chance Bates
WILL	Kareem Taylor
SAM	Bryson Armstrong
CB	Dorian Walker
SS	Demetrius Pettway
FS	Cincere Mason
CB	Le'Vonte Larry

2021 (Spring)

Offense	Name
QB	Tommy Bryant
RB	Shaq Terry
RB	Kyle Glover
RB	Isaac Foster
WR	Caleb O'Neal
WR	Will Haigler
LT	Jake Lassiter
LG	Chris Dye
C	William Nana Fabu
RG	Terrell Paxton
RT	Zion Katina

Defense	Name
DE	Peyton Moore
NT	Desmond Scott
DT	Travis Bell
DE	Joel Parker
MIKE	Chance Bates
WILL	Kareem Taylor
SAM	Bryson Armstrong
CB	Markeith Montgomery
SS	Cole Loden
FS	Cincere Mason
CB	Je'Cory Burks

TOP-25 POLL HISTORY

2015

STATS	Coaches
--	PS
--	W1
--	W2
--	W3
--	W4
--	W5
--	W6
RV	W7
RV	W8
RV	W9
--	W10
--	W11
--	W12
--	FINAL

2016

STATS	Coaches
RV	PS
--	W1
--	W2
--	W3
--	W4
RV	W5
RV	W6
RV	W7
--	W8
RV	W9
RV	W10
RV	W11
RV	W12
RV	FINAL

2017

STATS	Coaches
RV	PS
RV	W1
RV	W2
RV	W3
RV	W4
RV	W5
RV	W6
RV	W7
RV	W8
25	W9
23	W10
21	W11
16	W12
8	FINAL

2018

STATS	Coaches
5	PS
7	W1
7	W2
5	W3
4	W4
4	W5
3	W6
3	W7
2	W8
2	W9
2	W10
2	W11
2	W12
5	FINAL

2019

STATS	Coaches
10	PS
9	W1
9	W2
7	W3
6	W4
7	W5
7	W6
6	W7
6	W8
5	W9
15	W10
16	W11
16	W12
15	W13
13	FINAL

2021 (SPRING)

STATS	Coaches
8	PS
9	W1
9	W2
9	W3
8	W4
7	W5
7	W6
7	W7
16	W8
17	W9
--	W10
--	W11
--	W12
17	FINAL

2021 (FALL)

STATS	Coaches
19	PS
22	W1
--	W2
--	W3
--	W4
--	W5
--	W6
--	W7
--	W8
--	W9
--	W10
--	W11
--	W12
--	W13
--	FINAL

YEAR-BY-YEAR RESULTS

2015

Head Coach Brian Bohannon  
6-5; 2-4; Home: 5-1; Away: 1-4

Date	Result	Score	Opponent	KSU Rk	Opp Rk	Record	Att
Sept. 3	W	56-16	at East Tennessee State	--	--	1-0	8,217
Sept. 12	W	58-7	Edward Waters	--	--	2-0	9,506
Sept. 19	W	18-10	Shorter	--	--	3-0	8,664
Sept. 26	L	27-31	at Dayton	--	--	3-1	2,512
Oct. 10	W	56-17	Point	--	--	4-1	8,680
Oct. 17	W	12-7	Gardner-Webb*	--	--	5-1	8,732
Oct. 24	L	35-45	at Liberty*	--	--	5-2	20,393
Oct. 31	W	23-13	Monmouth*	--	--	6-2	8,668
Nov. 7	L	14-28	Charleston Southern*	--	13	6-3	8,670
Nov. 14	L	13-45	at Coastal Carolina*	--	4	6-4	8,802
Nov. 21	L	6-14	at Presbyterian*	--	--	6-5	3,577

2016

Head Coach Brian Bohannon  
8-3; 3-2; Home: 4-2; Away: 4-1

Date	Result	Score	Opponent	KSU Rk	Opp Rk	Record	Att
Sept. 3	L (ot)	17-20	East Tennessee State	--	--	0-1	8,574
Sept. 10	W	49-3	Point	--	--	1-1	8,354
Sept. 24	W	36-28	at Duquesne	--	--	2-1	2,658
Oct. 1	W	52-42	at Furman	--	--	3-1	6,970
Oct. 8	W	49-16	Missouri S&T	--	--	4-1	6,775
Oct. 15	L	21-36	Liberty*	--	--	4-2	8,803
Oct. 22	W	47-39	at Gardner-Webb*	--	--	5-2	2,450
Oct. 29	W	49-17	at Monmouth*	--	--	6-2	3,869
Nov. 5	W	56-0	Clark Atlanta	--	--	7-2	6,916
Nov. 12	W	45-10	Presbyterian*	22	--	8-2	7,186
Nov. 19	L	7-28	at Charleston Southern*	--	13	8-3	2,446

2017

Head Coach Brian Bohannon  
12-2; 5-0; Home: 7-0; Away: 5-2

Date	Result	Opponent	KSU Rk	Opp Rk	Record	Att	
Aug. 31	L	23-28	at Samford	--	19	0-1	4,908
Sept. 9	W	27-14	Tennessee Tech	--	--	1-1	8,418
Sept. 16	W	20-14	at Alabama State	--	--	2-1	11,000
Sept. 30	W	38-34	North Greenville	--	--	3-1	6,161
Oct. 7	W	48-3	Texas Southern	--	--	4-1	6,743
Oct. 14	W	42-28	at Liberty*	--	--	5-1	17,726
Oct. 21	W	17-3	Gardner-Webb*	--	--	6-1	6,954
Oct. 28	W	28-0	at Presbyterian*	--	--	7-1	2,804
Nov. 4	W	16-14	at Montana State	25	--	8-1	16,337
Nov. 11	W	38-0	Charleston Southern*	23	--	9-1	6,224
Nov. 18	W	52-21	Monmouth*	21	22	10-1	6,808
Nov. 25	W	28-17	Samford&	16	14	11-1	5,566
Dec. 2	W	17-7	at Jacksonville State&	16	2	12-1	17,412
Dec. 9	L	27-34	at Sam Houston State%	16	6	12-2	5,625

& - FCS Playoffs - Round 1-2  
% - FCS Playoffs - Quarterfinals

2018

Head Coach Brian Bohannon  
11-2; 5-0; Home: 6-1; Away: 4-1; Neutral: 1-0

Date	Result	Opponent	KSU Rk	Opp Rk	Record	Att	
Aug. 30	L	24-20	at Georgia State	5	-	0-1	23,088
Sept. 6	W	49-10	at Tennessee Tech	7	-	1-1	4,118
Sept. 15	W	62-13	vs. Alabama State	7	-	2-1	8,799
Sept. 22	W	70-13	vs. Clark-Atlanta	5	-	3-1	6,009
Sept. 29	W	24-10	vs. Samford	4	-	4-1	6,304
Oct. 6	W	56-0	vs. Presbyterian*	4	-	5-1	6,414
Oct. 13	W	56-17	at Gardner-Webb*	3	-	6-1	4,150
Oct. 27	W	38-10	at Charleston Southern*	2	-	7-1	1,242
Nov. 3	W	49-0	vs. Campbell*	2	-	8-1	6,012
Nov. 10	W	51-14	at Monmouth*	2	-	9-1	2,332
Nov. 17	W (SOT)	60-52	vs. Jacksonville State	2	7	10-1	16,949
Dec. 1	W	13-10	vs. Wofford#	4	12	11-1	3,515
Dec. 8	L	27-17	vs. South Dakota State%	4	5	11-2	3,242

# - FCS Playoffs - Round 2  
% - FCS Playoffs - Quarterfinals

2019

Head Coach Brian Bohannon  
11-3; 5-1; Home: 6-1; Away: 6-1; Neutral: 0-0

Date	Result	Opponent	KSU Rk	Opp Rk	Record	Att	
Aug. 31	W	59-0	Point	9	-	1-0	6,621
Sept. 7	L	26-23 (OT)	at Kent State	7	-	1-1	18,679
Sept. 14	W	42-7	at Alabama State	7	-	2-1	15,887
Sept. 21	W	35-24	at Missouri State	7	-	3-1	11,421
Sept. 28	W	31-7	Reinhardt	4	-	4-1	6,978
Oct. 12	W	45-23	Charleston Southern*	4	-	5-1	8,258
Oct. 19	W	55-10	at Presbyterian*	4	-	6-1	1,635
Oct. 26	W	41-17	North Alabama	4	-	7-1	4,546
Nov. 2	L	45-21	Monmouth*	4	-	7-2	4,464
Nov. 9	W	38-35	at Campbell*	11	-	8-2	5,039
Nov. 16	W	50-7	at Hampton*	11	-	9-2	3,612
Nov. 23	W	42-14	Gardner-Webb*	9	-	10-2	4,383
Nov. 30	W	28-21	at Wofford&	9	11	11-2	1,992
Dec. 7	L	26-20	at Weber State#	9	3	11-3	5,422

& - FCS Playoffs - Round 1  
# - FCS Playoffs - Round 2

Spring 2021

Head Coach Brian Bohannon  
4-1; 2-1; Home: 4-0; Away: 0-1; Neutral: 0-0

Date	Result	Opponent	KSU Rk	Opp Rk	Record	Att	
Feb. 27	W	35-3	Shorter University	8	--	1-0	2,027
Mar. 13	W	24-19	Charleston Southern*	9	--	2-0	1,803
Mar. 20	W	37-27	Dixie State	9	--	3-0	2,156
Apr. 3	W	35-0	Robert Morris*	7	--	4-0	2,065
Apr. 10	L	42-17	at Monmouth*	7	20	4-1	928

Fall 2021

Head Coach Brian Bohannon  
1-0; 0-0; Home: 1-0; Away: 0-0; Neutral: 0-0

Date	Result	Opponent	KSU Rk	Opp Rk	Record	Att	
Sept. 2	W	35-25	Reinhardt	20	--	1-0	6,348



2021-22 Kennesaw St. Football  
Combined Team Statistics  
All games

Page 1/3  
as of Sep 03, 2021

### Team Results

Date	Opponent		Score	Att.
09/02/2021	Reinhardt	W	35-25	6348

### Rushing

Player	gp	att	gain	loss	net	avg	td	lg	avg/g
Jonathan Murphy	1	18	99	1	98	5.4	2	36	98.0
Kyle Glover	1	16	80	0	80	5.0	0	12	80.0
Xavier Shepherd	1	8	60	0	60	7.5	2	16	60.0
Nykeem Farrow	1	5	55	0	55	11.0	1	22	55.0
Iaan Cousin	1	4	34	0	34	8.5	0	23	34.0
Adeolu Adeleke	1	6	28	0	28	4.7	0	8	28.0
Preston Daniels	1	7	22	0	22	3.1	0	6	22.0
Ben Moran	1	0	0	9	-9	0.0	0	0	-9.0
Team	1	3	0	36	-36	-12.0	0	0	-36.0
<b>Total</b>	<b>1</b>	<b>67</b>	<b>378</b>	<b>46</b>	<b>332</b>	<b>5.0</b>	<b>5</b>	<b>36</b>	<b>332.0</b>
<b>Opponents</b>	<b>1</b>	<b>26</b>	<b>182</b>	<b>11</b>	<b>171</b>	<b>6.6</b>	<b>2</b>	<b>80</b>	<b>171.0</b>

### Passing

Player	gp	effic	comp-att-int	pct	yds	td	lg	avg/g
Jonathan Murphy	1	62.3	3-7-1	42.9	40	0	22	40.0
Xavier Shepherd	1	184.4	1-2-0	50.0	32	0	32	32.0
<b>Total</b>	<b>1</b>	<b>89.4</b>	<b>4-9-1</b>	<b>44.4</b>	<b>72</b>	<b>0</b>	<b>32</b>	<b>72.0</b>
<b>Opponents</b>	<b>1</b>	<b>134.2</b>	<b>12-18-1</b>	<b>66.7</b>	<b>90</b>	<b>2</b>	<b>26</b>	<b>90.0</b>

### Receiving

Player	gp	no.	yds	avg	td	lg	avg/g
Caleb O'Neal	1	1	8	8.0	0	8	8.0
Chavis Marshall	1	1	22	22.0	0	22	22.0
Will Haigler	1	1	32	32.0	0	32	32.0
Iaan Cousin	1	1	10	10.0	0	10	10.0
<b>Total</b>	<b>1</b>	<b>4</b>	<b>72</b>	<b>18.0</b>	<b>0</b>	<b>32</b>	<b>72.0</b>
<b>Opponents</b>	<b>1</b>	<b>12</b>	<b>90</b>	<b>7.5</b>	<b>2</b>	<b>26</b>	<b>90.0</b>

### Game Records

Record	Overall	Home	Away	Neutral
ALL GAMES	1-0	1-0	0-0	0-0
CONFERENCE	0-0	0-0	0-0	0-0
NON-CONFERENCE	1-0	1-0	0-0	0-0

### Team Statistics

	KENNST	OPP
<b>First Downs</b>	<b>24</b>	<b>9</b>
Rushing	20	3
Passing	4	5
Penalty	0	1
<b>Rushing Yardage</b>	<b>332</b>	<b>171</b>
Rushing attempts	67	26
Average per rush	5.0	6.6
Average per game	332.0	171.0
TDs Rushing	5	2
<b>Passing Yardage</b>	<b>72</b>	<b>90</b>
Comp-Att-Int	4-9-1	12-18-1
Average per pass	8.0	5.0
Average per catch	18.0	7.5
Average per game	72.0	90.0
TDs Passing	0	2
<b>Total offense</b>	<b>404</b>	<b>261</b>
Average per play	5.3	5.9
Average per game	404.0	261.0
<b>Kick returns: #-Yards</b>	<b>4-81</b>	<b>4-115</b>
<b>Punt returns: #-Yards</b>	<b>0-0</b>	<b>1--1</b>
<b>Int returns: #-Yards</b>	<b>1-0</b>	<b>1-2</b>
<b>Fumbles-Lost</b>	<b>3-0</b>	<b>2-1</b>
<b>Penalties-Yards</b>	<b>2-25</b>	<b>10-80</b>
<b>Punts-Avg</b>	<b>3-33.7</b>	<b>5-35.0</b>
<b>Time of possession / game</b>	<b>37:47</b>	<b>22:13</b>
<b>3rd-down conversion</b>	<b>5/13</b>	<b>3/9</b>
<b>4rd-down conversion</b>	<b>2/3</b>	<b>0/1</b>

### Interceptions

Player	no.	yds	avg	td	lg
Welton Spottsville	1	0	0.0	0	0
<b>Total</b>	<b>1</b>	<b>0</b>	<b>0.0</b>	<b>0</b>	<b>0</b>
<b>Opponents</b>	<b>1</b>	<b>2</b>	<b>2.0</b>	<b>0</b>	<b>2</b>



2021-22 Kennesaw St. Football  
Combined Team Statistics  
All games

Page 2/3  
as of Sep 03, 2021

## Field Goals

Player	fg	pct.	01-19	20-29	30-39	40-49	50-99	lg	blk
Nathan Robertson	0-1	0.0	0-0	0-1	0-0	0-0	0-0	0	0
<b>Opponents</b>	<b>0-0</b>	<b>0.0</b>	<b>0-0</b>	<b>0-0</b>	<b>0-0</b>	<b>0-0</b>	<b>0-0</b>	<b>0</b>	<b>0</b>

## Scoring

Player	td	fg	PAT						pts
			kick	rush	rcv	pass	dxp	saf	
Jonathan Murphy	2	-	-	-	-	-	-	-	12
Xavier Shepherd	2	-	-	-	-	-	-	-	12
Nykeem Farrow	1	-	-	-	-	-	-	-	6
Nathan Robertson	-	0-1	5-5	-	-	-	-	-	5
<b>Total</b>	<b>5</b>	<b>0-1</b>	<b>5-5</b>	<b>0</b>	<b>0</b>	<b>0</b>	<b>0</b>	<b>0</b>	<b>35</b>
<b>Opponents</b>	<b>4</b>	<b>0-0</b>	<b>1-3</b>	<b>0</b>	<b>0</b>	<b>0</b>	<b>0</b>	<b>0</b>	<b>25</b>

## Score by Periods

Team	1st	2nd	3rd	4th	OT	TOT
Kennesaw St.	14	7	7	7	0	35
Opponents	7	0	12	6	0	25

## Punting

Player	no.	yds	avg	lg	tb	fc	i20	50+	blk
Ben Moran	3	101	33.7	35	0	0	1	0	0
<b>Total</b>	<b>3</b>	<b>101</b>	<b>33.7</b>	<b>35</b>	<b>0</b>	<b>0</b>	<b>1</b>	<b>0</b>	<b>0</b>
<b>Opponents</b>	<b>5</b>	<b>175</b>	<b>35.0</b>	<b>39</b>	<b>0</b>	<b>3</b>	<b>2</b>	<b>0</b>	<b>0</b>

## Punt Returns

Player	no.	yds	avg	td	lg
<b>Total</b>	<b>0</b>	<b>0</b>	<b>0.0</b>	<b>0</b>	<b>0</b>
<b>Opponents</b>	<b>1</b>	<b>-1</b>	<b>-1.0</b>	<b>0</b>	<b>0</b>

## Kick Returns

Player	no.	yds	avg	td	lg
Nykeem Farrow	3	61	20.3	0	25
Adeolu Adeleke	1	20	20.0	0	20
<b>Total</b>	<b>4</b>	<b>81</b>	<b>20.3</b>	<b>0</b>	<b>25</b>
<b>Opponents</b>	<b>4</b>	<b>115</b>	<b>28.8</b>	<b>0</b>	<b>52</b>

## All Purpose

Player	g	rush	rcv	pr	kr	ir	total	avg/g
Nykeem Farrow	1	55	0	0	61	0	116	116.0
Jonathan Murphy	1	98	0	0	0	0	98	98.0
Kyle Glover	1	80	0	0	0	0	80	80.0
Xavier Shepherd	1	60	0	0	0	0	60	60.0
Adeolu Adeleke	1	28	0	0	20	0	48	48.0
Iaan Cousin	1	34	10	0	0	0	44	44.0
Will Haigler	1	0	32	0	0	0	32	32.0
Chavis Marshall	1	0	22	0	0	0	22	22.0
Preston Daniels	1	22	0	0	0	0	22	22.0
Caleb O'Neal	1	0	8	0	0	0	8	8.0
Ben Moran	1	-9	0	0	0	0	-9	-9.0
<b>Total</b>	<b>1</b>	<b>332</b>	<b>72</b>	<b>0</b>	<b>81</b>	<b>0</b>	<b>485</b>	<b>485.0</b>
<b>Opponents</b>	<b>1</b>	<b>171</b>	<b>90</b>	<b>-1</b>	<b>115</b>	<b>2</b>	<b>377</b>	<b>377.0</b>

## Total Offense

Player	g	plays	rush	pass	total	avg/g
Jonathan Murphy	1	25	98	40	138	138.0
Xavier Shepherd	1	10	60	32	92	92.0
Kyle Glover	1	16	80	0	80	80.0
Nykeem Farrow	1	5	55	0	55	55.0
Iaan Cousin	1	4	34	0	34	34.0
Adeolu Adeleke	1	6	28	0	28	28.0
Preston Daniels	1	7	22	0	22	22.0
Ben Moran	1	0	-9	0	-9	-9.0
<b>Total</b>	<b>1</b>	<b>76</b>	<b>332</b>	<b>72</b>	<b>404</b>	<b>404.0</b>
<b>Opponents</b>	<b>1</b>	<b>44</b>	<b>171</b>	<b>90</b>	<b>261</b>	<b>261.0</b>





2021-22 Kennesaw St. Football  
 Combined Team Statistics  
 All games

Page 3/3  
 as of Sep 03, 2021

##	Player	gp	Tackles				Sacks	Pass defense			Fumbles		blkd	
			ua	a	tot	tfl/yds		no-yds	int-yds	brup	qbh	fr-yds	ff	kick
45	Xavier Reddick	1	5	5	10	.	.	.	.	.	.	.	.	.
21	Markeith Montgomery	1	2	2	4	.	.	.	.	.	.	.	.	.
0	Java'n Singletary	1	2	2	4	.	.	.	.	.	.	.	.	.
94	Kerick Reese	1	1	3	4	.	.	.	.	.	.	.	.	.
48	Evan Thompson	1	1	2	3	.	.	.	.	.	.	.	.	.
49	Chance Bates	1	2	1	3	.	.	.	.	.	.	.	.	.
96	Travis Bell	1	3	.	3	1-7	1-7	.	.	.	.	.	.	.
5	Welton Spottsville	1	.	2	2	.	.	1-0	.	.	.	.	.	.
57	Tyler Scott	1	.	2	2	.	.	.	.	.	.	.	.	.
7	Donte Justice	1	1	1	2	.	.	.	.	.	.	.	.	.
32	Marquis Ledet	1	.	1	1	.	.	.	.	.	.	.	.	.
30	Cole Loden	1	1	.	1	.	.	.	.	.	.	.	.	.
58	Jahon Myers	1	1	.	1	.	.	.	.	.	.	.	.	.
16	Ryan Harris	1	.	1	1	.	.	.	.	.	.	.	.	.
35	Irving Smith	1	1	.	1	.	.	.	.	.	.	.	.	.
27	Cade Loden	1	.	1	1	.	.	.	.	.	.	.	.	.
31	Chance Gamble	1	1	.	1	.	.	.	.	.	.	1	.	.
38	Dylan Hand	1	.	1	1	.	.	.	.	.	.	.	.	.
46	Yesiah Clemons	1	.	1	1	.	.	.	.	.	.	.	.	.
11	Je'Cory Burks	1	.	1	1	.	.	.	1	.	.	.	.	.
95	Joel Parker	1	.	.	.	.	.	.	.	.	1-0	.	.	.
<b>Totals</b>		<b>1</b>	<b>21</b>	<b>26</b>	<b>47</b>	<b>1-7</b>	<b>1-7</b>	<b>1-0</b>	<b>1</b>	<b>0</b>	<b>1-0</b>	<b>1</b>	<b>0</b>	<b>0</b>
Opponents		1	24	80	104	2-43	0-0	1-2	1	0	0-0	0	0	0

## NUMERICAL ROSTER

No.	Name	Pos.	Ht.	Wt.	Cl.	Hometown /Previous School
0	Java'n Singletary	DB	6-0	195	Jr.	Bonaire, Ga. / Veterans HS
1	Kyle Glover	RB	5-11	215	Gr.	Eastman, Ga. / Dodge County HS
2	Adeolu Adeleke	RB	5-10	185	Sr.	Conyers, Ga. / Heritage HS
3	Iaan Cousin	RB	6-0	165	So.	Carrollton, Ga. / Mount Zion HS
4	Jonathan Murphy	QB	6-0	195	Jr.	Los Angeles, Calif. / Westchester HS
5	Welton Spottsville	DB	6-0	220	Jr.	Havelock, N.C. / Havelock HS
6	Sharmari Reed	DB	6-0	190	So.	Fayetteville, Ga. / Trinity Christian HS
7	Donte Justice	DB	5-11	180	So.	Gordon, Ga. / Baldwin HS
8	Xavier Shepherd	QB	6-0	205	So.	Nashville, Tenn. / Pearl-Cohn HS
9	Will Haigler	WR	6-1	210	Jr.	Tallahassee, Fla. / Florida State University HS
10	DeAngelo Hardy	QB	5-10	175	So.	Chattanooga, Tenn. / McCallie School
11	Je'Cory Burks	DB	6-0	195	Jr.	Perry, Ga. / Perry HS
12	Isaac Foster	RB	5-10	170	Sr.	Summerville, Ga. / Chattooga HS
13	Ladarius Clardy	QB	6-0	170	So.	Pensacola, Fla. / Pine Forest HS
14	Xavier Hill	WR	6-2	200	So.	Pleasant Grove, Ala. / Pleasant Grove HS
15	Nykeem Farrow	RB	5-9	170	So.	Cochran, Ga. / Bleckley County HS
16	Ryan Harris	DB	5-10	180	So.	Irmo, S.C. / Dutch Fork HS
17	Chavis Marshall	WR	6-3	190	Jr.	Sylvester, Ga. / Worth County HS
18	Arendez Fedd	QB	6-1	215	Fr.	Locust Grove, Ga. / Dutchtown HS
19	Oscar Gonzalez	WR	6-4	235	Jr.	Dalton, Ga. / Southeast Whitfield County HS
20	Erwin Byrd	DB	5-10	180	So.	Powder Springs, Ga. / McEachern HS
21	Markeith Montgomery	DB	5-10	195	Jr.	Flintstone, Ga. / Ridgeland HS
22	Elijah Kirby	DB	6-1	205	So.	Sandy Springs, Ga. / Riverwood HS
23	Kemari McGowan	RB	5-10	175	So.	Murfreesboro, Tenn. / M. Tenn. Christian
24	Jeremiah Compton	DB	6-1	190	Jr.	Waverly, Ga. / Camden County HS
25	Deontre Morris	DB	5-11	175	Fr.	Atlanta, Ga. / Therrell HS
26	Gabriel Benyard	RB	5-10	180	Fr.	Ocilla, Ga. / Irwin County HS
27	Cade Loden	DB	6-0	175	So.	St. Mary's, Ga. / Camden County HS
27	Jack Plummer	RB	5-7	185	Sr.	Buford, Ga. / Mill Creek HS
28	Tykeem Wallace	RB	5-9	170	Fr.	Thomasville, Ga. / Thomas County Central HS
29	Preston Daniels	RB	5-11	250	So.	Sandersville, Ga. / Washington County HS
30	Cole Loden	DB	5-11	185	Sr.	St. Mary's, Ga. / Camden County HS
31	Chance Gamble	DB	6-2	165	Fr.	Fitzgerald, Ga. / Fitzgerald HS
32	Marquis Ledet	RB	6-0	190	So.	Marietta, Ga. / Osborne HS
33	Caleb Brown	DB	6-2	150	So.	Douglasville, Ga. / Lithia Springs HS
33	Montrel Jenkins	LB	6-0	200	Fr.	Acworth, Ga. / North Cobb HS
33	Cade Radam	RB	6-0	205	So.	Canton, Ga. / Creekview HS
34	Quandarius Smith	RB	5-11	205	Fr.	Gainesville, Fla. / Buchholz HS
35	Irving Smith	RB	5-8	200	Sr.	Dallas, Ga. / East Paulding HS
36	Zaire Scotland	RB	6-1	220	Fr.	Seneca, S.C. / Walhalla HS
38	Dylan Hand	DB	6-0	195	Fr.	Dacula, Ga. / Dacula HS
39	Jordan Lay	LB	5-10	215	So.	Bowersville, Ga. / Hart County HS
39	William Jenkins	LB	6-0	200	So.	Decatur, Ga. / Cedar Grove HS
40	Gavin Marts	RB	6-0	230	So.	Jacksonville, Fla. / Naval Academy
41	Garland Benyard	LB	6-1	190	Fr.	Ocilla, Ga. / Irwin County HS
42	Charles Remy	LB	6-1	210	Fr.	Kennesaw, Ga. / Harrison HS
43	Jerrod Woods	LB	6-1	205	Fr.	Leesburg, Ga. / Lee County HS
44	Jalen Barnum	LB	6-1	210	So.	Jesup, Ga. / Wayne County HS
45	Xavier Reddick	LB	6-1	230	Gr.	Powder Springs, Ga. / McEachern HS
46	Yesiah Clemons	RB	5-10	200	So.	Griffin, Ga. / Spaulding HS
47	Zane McCracken	LS	6-2	200	So.	Calhoun, Ga. / Calhoun HS
48	Evan Thompson	LB	6-0	210	Jr.	Clermont, Fla. / Foundation Academy
49	Chance Bates	LB	6-0	240	Sr.	Muscle Shoals, Ala. / Colbert County HS
50	Terrell Paxton	OL	6-0	310	Jr.	Stone Mountain, Ga. / Tucker HS
51	Kelcy Allen	DL	6-1	240	Jr.	Smith Station, Ala. / Glenwood School
52	Steven Carter	LB	6-1	220	Fr.	Newnan, Ga. / Newnan HS
52	Jordan Love	OL	6-2	290	Fr.	Rockledge, Fla. / Rockledge HS
53	Jadyn Walker	LB	6-0	210	Fr.	Acworth, Ga. / North Cobb HS
54	Tyler Moore	DL	6-1	250	Sr.	Phenix City, Ala. / Central HS
55	Jake Lassiter	OL	6-1	240	Gr.	Coral Springs, Fla. / Coral Springs HS
56	Demetric Barnes	DL	6-4	295	So.	Stone Mountain, Ga. / Arabia Mountain HS
57	Tyler Scott	DL	6-1	300	So.	Jackson, Ga. / Jackson HS
58	Jahon Myers	DL	6-3	250	So.	Luella, Ga. / Luella HS
59	Cameron Donald	DL	6-1	250	So.	Pelzer, S.C. / Woodmont HS
60	Devin Floyd	OL	6-1	270	So.	Rome, Ga. / Rome HS
61	Austin Lake	OL	6-1	250	So.	Marietta, Ga. / Mount Param HS
61	Darron Willis	OL	6-2	240	So.	Alpharetta, Ga. / St. Francis HS
62	Tristan Love	OL	6-2	300	Jr.	Rockledge, Fla. / Rockledge HS

## A-Z ROSTER

No.	Name	Pos.
2	ADEOLU ADELEKE	DB
92	CARLOS ALLEN	DL
56	DEMETRIC BARNES	DL
44	JALEN BARNUM	LB
56	DEMETRIC BARNES	DL
93	JAYDEN BARRON	DL
49	CHANCE BATES	LB
96	TRAVIS BELL	DL
26	GABRIEL BENYARD	RB
41	GARLAND BENYARD	LB
83	BLAKE BOHANNON	WR
33	CALEB BROWN	DB
11	JE'CORY BURKS	DB
20	ERWIN BYRD	DB
76	WILLIAM CALHOUN	OL
52	STEVEN CARTER	LB
13	LADARIUS CLARDY	QB
24	YESIAH CLEMONS	RB
46	JEREMIAH COMPTON	DB
3	IAAN COUSIN	RB
77	CONOR CUMMINS	K
29	PRESTON DANIELS	RB
70	JAMES DAWSON	OL
59	CAMERON DONALD	DL
15	NYKEEM FARROW	RB
18	ARENDEZ FEDD	QB
72	CONNOR FINER	TE
60	DEVIN FLOYD	OL
12	ISAAC FOSTER	RB
90	ETHAN FULLER	K
31	CHANCE GAMBLE	DB
1	KYLE GLOVER	RB
19	OSCAR GONZALEZ	WR
9	WILL HAIGLER	WR
38	DYLAN HAND	DB
10	DEANGELO HARDY	QB
16	RYAN HARRIS	DB
91	FINN HAZEL-POLKINGHORNE	DL
14	XAVIER HILL	WR
98	MICHAEL HINES	DT
79	BEN HOLLARS	OL
97	JOSHUA HUIET	P
68	TRENTON JACKSON	OL
33	MONTREL JENKINS	LB
39	WILLIAM JENKINS	LB
89	ZECHARIAH JONES	WR
7	DONTE JUSTICE	DB
85	LANDON KARDIAN	WR
65	ZION KATINA	OL
22	ELIJAH KIRBY	DB
—	CARSON KOPORC	TE
61	AUSTIN LAKE	OL
55	JAKE LASSITER	OL
81	TRAVEON LATIMORE	WR
39	JORDAN LAY	LB
32	MARQUIS LEDET	RB
27	CADE LODEN	DB
30	COLE LODEN	DB
52	JORDAN LOVE	OL
62	TRISTAN LOVE	OL
17	CHAVIS MARSHALL	WR
84	DOMINIQUE MARSHALL	WR
40	GAVIN MARTS	RB
47	ZANE MCCRACKEN	LS
23	KEMARI MCGOWAN	RB
21	MARKEITH MONTGOMERY	DB
99	PEYTON MOORE	DL

**NUMERICAL ROSTER**

No.	Name	Pos.	Ht.	Wt.	Cl.	Hometown /Previous School
63	Savon Simmons	OL	6-2	270	Sr.	Fayetteville, Ga. / Sandy Creek HS
64	Jacob Potter	LS	6-0	235	Sr.	Adairsville, Ga. / Adairsville HS
65	Zion Katina	OL	6-2	285	Jr.	Franklin, Tenn. / Independence HS
66	Matt Olson	OL	6-3	295	Sr.	Cumming, Ga. / Forsyth Central HS
67	Colton Steele	OL	6-3	295	Fr.	Jefferson, Ga. / Jefferson HS
68	Trenton Jackson	OL	6-0	310	So.	Hattiesburg, Miss. / Oak Grove HS
69	Ben Moran	P	6-1	165	Fr.	Acworth, Ga. / North Cobb HS
70	James Dawson	OL	6-1	295	So.	Opelika, Ala. / Opelika HS
71	Ryan Worley	OL	6-2	260	Fr.	Pensacola, Fla. / West Florida HS
72	Connor Finer	TE	6-2	220	Fr.	New Port Richey, Fla. / River Ridge HS
73	William Nana Fabu	OL	6-1	275	Sr.	Columbus, Ga. / Columbus HS
74	Desmond Scott	DL	6-0	285	Sr.	Pinson, Ala. / Pinson Valley HS
75	Hall O'Neal	OL	6-2	255	So.	Atlanta, Ga. / Holy Innocents' Episcopal
76	William Calhoun	OL	6-2	295	Fr.	Suwanee, Ga. / Greater Atlanta Christian
77	Conor Cummins	K	6-1	175	Fr.	Marietta, Ga. / George Walton Comprehensive HS
78	Gabriel Thompson	OL	6-4	240	Fr.	Zephyrhills, Fla. / Wiregrass HS
79	Ben Hollars	OL	6-1	270	Fr.	Dallas, Ga. / North Cobb Christian HS
80	Clayton Nelson	WR	6-0	185	Jr.	Buford, Ga. / Buford HS
81	Traveon Latimore	WR	6-1	200	So.	Colbert, Ga. / Madison County HS
83	Blake Bohannon	WR	6-1	165	Fr.	Woodstock, Ga. / Etowah HS
84	Dominique Marshall	WR	6-1	190	Fr.	Valdosta, Ga. / Lowndes HS
85	Landon Kardian	WR	6-4	210	Fr.	Atlanta, Ga. / Holy Innocents' Episcopal
86	Caleb O'Neal	WR	6-2	200	Gr.	Chickamauga, Ga. / Gordon Lee HS
87	Carter Pinholster	WR	6-1	190	So.	Fort Payne, Ala. / Fort Payne HS
88	Nathan Robertson	K	5-10	160	Sr.	Columbus, Ga. / Northside HS
89	Zechariah Jones	WR	6-3	175	Fr.	Madison, Fla. / Madison County High School
90	Evan Fuller	K	6-0	215	So.	Bremen, Ga. / Bremen HS
91	Finn Hazel-Polkinghorne	DL	6-4	280	Fr.	Williamstown, Australia / St. Kevin's College
92	Carlos Allen	DL	6-0	285	So.	Atlanta, Ga. / Frederick Douglass HS
93	Jayden Barron	DL	6-2	285	Jr.	Thomaston, Ga. / Upson-Lee HS
94	Kerick Reese	DL	6-2	220	So.	Stockbridge, Ga. / Stockbridge HS
95	Joel Parker	DL	6-0	250	Jr.	Birmingham, Ala. / Pinson Valley HS
96	Travis Bell	DL	6-1	280	Sr.	Montgomery, Ala. / Jefferson Davis HS
97	Joshua Huiet	P	6-2	190	Fr.	Johns Creek, Ga. / Johns Creek HS
97	Adam Watkins	DL	6-0	285	Fr.	Dacula, Ga. / Dacula HS
98	Michael Hines	DT	6-2	280	Fr.	Hueytown, Ala. / Hueytown HS
99	Peyton Moore	DL	6-2	250	Gr.	Hoschtown, Ga. / Mill Creek HS
	Carson Koporc	TE	6-3	240	So.	Roswell, Ga. / Roswell HS

**A-Z ROSTER**

54	TYLER MOORE	DL
69	BEN MORAN	P
25	DEONTRE MORRIS	DB
4	JONATHAN MURPHY	QB
58	JAHON MYERS	DL
73	WILLIAM NANA FABU	OL
80	CLAYTON NELSON	WR
66	MATT OLSON	OL
86	CALEB O'NEAL	WR
75	HALL O'NEAL	OL
95	JOEL PARKER	DL
50	TERRELL PAXTON	OL
87	CARTER PINHOLSTER	WR
23	JACK PLUMMER	RB
64	JACOB POTTER	LS
33	CADE RADAM	RB
45	XAVIER REDDICK	LB
65	HARMARI REED	DB
94	KERICK REESE	DL
42	CHARLES REMY	LB
88	NATHAN ROBERTSON	K
36	ZAIRE SCOTLAND	RB
74	DESMOND SCOTT	DL
57	TYLER SCOTT	DL
8	XAVIER SHEPHERD	QB
63	SAVON SIMMONS	OL
0	JAVA'N SINGLETARY	DB
35	IRVING SMITH	RB
34	QUANDARIUS SMITH	RB
5	WELTON SPOTTSVILLE	DB
67	COLTON STEELE	OL
48	EVAN THOMPSON	LB
78	GABRIEL THOMPSON	OL
53	JADYN WALKER	LB
28	TYKEEM WALLACE	RB
97	ADAM WATKINS	DL
61	DARRON WILLIS	DL
43	JERROD WOODS	LB
71	RYAN WORLEY	OL

**COACHING STAFF**

**THE COACHES**

Brian Bohannon, Head Coach  
 Grant Chesnut, Offensive Coordinator/Offensive Line Coach  
 Danny Verpaele, Defensive Coordinator/Safeties Coach  
 Liam Klein, Recruiting Coordinator/Defensive Line Coach  
 Stewart Cook, Tight Ends and Tackles Coach  
 Ossie Buchannon, Wide Receivers Coach  
 Chandler Burks, Quarterbacks/B-backs Coach  
 Darius Safford, Cornerbacks Coach  
 Rico Zackery, Defensive Ends Coach / Special Teams Coordinator  
 Greg Harris, Linebackers Coach  
 Joe Speed, Running Backs Coach  
 Nic Snowden, Defensive Graduate Assistant  
 Tripp Dodd, Offensive Graduate Assistant

**THE SUPPORT STAFF**

Jim Kiritsy, Director of Strength and Conditioning  
 Jay Bailey, Assistant AD/Football & Equipment Operations  
 Keith Mize, Head Football Athletic Trainer  
 Joe Tolbert, Football Equipment Manager  
 Lydia West, Administrative Associate  
 Brandon North, Academic Advisor  
 Reese Matthewson, Video Coordinator

**PRONUNCIATION GUIDE**

<b>Adeolu Adeleke</b>	Ah-DAY-oh-lou	Adel-eh-kay
<b>Demetric Barnes</b>		De-MEAT-trick
<b>Gabriel &amp; Garland Beynard</b>		Ben-YARD
<b>Iaan Cousin</b>		Eye-an
<b>Will Haigler</b>		Hay-glur
<b>Joshua Huiet</b>		Hewitt
<b>Zion Katina</b>	Zigh-on	Ka-teen-a
<b>Carson Koporc</b>		Kuh-poor-ick
<b>Traveon Latimore</b>		Tray-vee-on
<b>Marquis Ledet</b>		Lugh-day
<b>Cole &amp; Cade Loden</b>		Cole Low-den
<b>Cade Loden</b>		Cade Low-den
<b>Chavis Marshall</b>		CHAY-vis
<b>Jahon Myers</b>		Jay-hon
<b>(William) Nana Fabu</b>	Nahn-ah	Fah-boo
<b>Cade Radam</b>		Rad-umm
<b>Xavier Shepherd</b>	Xzavier (Pronounce X)	
<b>Savon Simmons</b>		SAY-vaughn
<b>Java'n Singletary</b>		Juh-VAHN
<b>Danny Verpaele</b>		Vur-PALE