



PITT vs. GEORGIA TECH

October 2, 2021 • Noon (ET)

Bobby Dodd Stadium (55,000/Legion NXT Turf) • Atlanta, Ga.

ACC Network • Pitt Panthers Radio Network

PittsburghPanthers.com • @Pitt_FB

Schedules and Results

PITT (3-1, 0-0 ACC)

Sept. 4	Massachusetts (ACCN)	W, 51-7
Sept. 11	at Tennessee (ESPN)	W, 41-34
Sept. 18	Western Michigan (RSN)	L, 41-44
Sept. 25	New Hampshire (ACCNX) (HC)	W, 77-7
Oct. 2	at Georgia Tech* (ACCN)	Noon
Oct. 16	at Virginia Tech*	TBA
Oct. 23	Clemson*	TBA
Oct. 30	Miami*	TBA
Nov. 6	at Duke*	TBA
Nov. 11 (Thurs.)	North Carolina* (ESPN)	7:30 p.m.
Nov. 20	Virginia*	TBA
Nov. 27	at Syracuse*	TBA

*ACC game (HC) Homecoming

GEORGIA TECH (2-2, 1-1 ACC)

Sept. 4	Northern Illinois	L, 21-22
Sept. 11	Kennesaw State	W, 45-17
Sept. 18	at Clemson*	L, 8-14
Sept. 25	North Carolina* (MB)	W, 45-22
Oct. 2	Pitt*	Noon
Oct. 9	at Duke*	TBA
Oct. 23	at Virginia*	TBA
Oct. 30	Virginia Tech*	TBA
Nov. 6	at Miami*	TBA
Nov. 13	Boston College*	TBA
Nov. 20	at Notre Dame	2:30 p.m.
Nov. 27	Georgia	TBA

*ACC game (MB) Mercedes-Benz Stadium (Atlanta)

Broadcast Information

Television • ACC Network

Wes Durham (play-by-play)

Roddy Jones (analyst)

Lerica Harris (reporter)

Pitt Radio • 93.7 The Fan & Pitt Panthers Radio Network

Bill Hillgrove (play-by-play)

Pat Bostick (analyst)

Larry Richert (reporter)

SiriusXM Satellite Radio

Sirius Channel 134, XM Channel 207, SXM App Channel 967

WPTS Radio (Pitt Student Station) • 92.1 FM

Online Audio

937thefan.radio.com

Game Storylines

- ✓ Pitt opens ACC play on the road at Georgia Tech. The Panthers will be making their third consecutive trip to Atlanta, claiming victories in each of their past two visits to Bobby Dodd Stadium.
- ✓ No team in the country has scored more touchdowns than Pitt this season. The Panthers have 29 TDs over four games. Last year, they scored 36 in 11 contests.
- ✓ Pitt has won three consecutive games overall against Georgia Tech, including a 34-20 victory in the 2020 season finale. Pat Narduzzi is 5-1 against the Yellow Jackets, the lone loss coming on the road in 2017.
- ✓ Jordan Addison leads the country with eight touchdown receptions. The last Pitt player to finish as the national leader in TD catches was Larry Fitzgerald with 22 in 2003.
- ✓ Since 2015, Pat Narduzzi has directed Pitt to 29 victories in ACC play, the fourth-highest win total during that span. The Panthers trail only Clemson (47), Miami (32) and Virginia Tech (30).
- ✓ Kenny Pickett has thrown 15 touchdowns against only one interception. Pickett's TD pass total—which ranks second in the nation this week—is already a single-season personal high.
- ✓ Pitt's pass rush annually ranks among the nation's best. Pitt has compiled 16 sacks this season, an average of 4.0 per game, which ranks fifth nationally. Defensive end Habakkuk Baldonado has a team-high 3.5 sacks.
- ✓ Pitt has scored 40-plus points in four consecutive games to start a season for the first time ever. Pitt is averaging 52.5 points to rank second nationally and tops in the ACC.

Pitt-Georgia Tech History in Brief

Series Began: 1918

Series Overall: Pitt leads 10-5

ACC Series: Pitt leads 5-3

At Pittsburgh: Pitt leads 5-1

At Georgia Tech: Pitt leads 5-2

At Neutral Sites: GT leads 2-0

Last Meeting at GT: Dec. 10, 2020

(Pitt 34, Georgia Tech 20)

Last Meeting at Pitt: Sept. 15, 2018

(Pitt 24, Georgia Tech 19)

Current Series Streak:

Pitt has won 3 (2018-20)

Longest Pitt Series Win Streak:

3 games (twice, most recent: 2018-20)

Longest GT Series Win Streak:

2 games (twice, most recent: 2013-14)

Largest Pitt Victory Margin:

32 points (32-0, 1918)

Largest GT Victory Margin:

28 points (56-28, 2014)

The Coaches

Pitt Coach Pat Narduzzi

Overall (season): 45-35 (seventh)

At Pitt (season): same

Alma Mater: Rhode Island, 1990

Record vs. Georgia Tech: 5-1

Georgia Tech Coach Geoff Collins

Overall (season): 23-28 (fifth)

At Ga. Tech (season): 8-18 (third)

Alma Mater: Western Carolina, 1994

Record vs. Pitt: 0-2

PITT FOOTBALL MEDIA SERVICES



GEORGIA TECH WEEK SCHEDULE

SUNDAY	MONDAY	TUESDAY	WEDNESDAY	THURSDAY	FRIDAY	SATURDAY
26 No scheduled media opportunities	27 Pat Narduzzi Press Conference Noon	28 Practice Window 9:10 a.m. Interviews 11:15 a.m.	29 Interviews 11:30 p.m. Narduzzi Radio Show <i>KDKA NewsRadio</i> <i>100.1 FM/1020 AM</i> 6-7 p.m.	30 Final Narduzzi Press Brief 1 p.m.	1 No scheduled media opportunities	2 Pitt at Georgia Tech Bobby Dodd Stadium Noon, ET ACC Network

PITT FOOTBALL MEDIA CONTACTS

E.J. Borghetti, Executive Associate A.D.
(football contact)

Borghetti e-mail: eborghetti@athletics.pitt.edu

R.J. Sepich, Assistant Communications Director
(co-football contact)

Sepich e-mail: rsepich@athletics.pitt.edu

Celeste Welsh, Communications Operations Director
(credential contact)

Welsh e-mail: cwelsh@athletics.pitt.edu

PITT ATHLETIC COMMUNICATIONS PHONE NUMBERS

Pitt Athletic Communications Office: (412) 648-8240

Heinz Field Press Box: (412) 697-7198

Pitt Football Office: (412) 648-8700

PITT FOOTBALL ON THE WEB

Official Pitt Site: PittsburghPanthers.com

Media Info: collegepressbox.com

Pitt Football Twitter/Instagram: @Pitt_FB

Pitt YouTube Page: YouTube.com/pittlivewire

PITT ATHLETIC COMMUNICATIONS ADDRESS

University of Pittsburgh
Athletic Communications
Petersen Events Center
3719 Terrace Street
Pittsburgh, PA 15261

PITT PRACTICE FACILITY ADDRESS

Pitt Football Office
UPMC Rooney Sports Complex
3450 South Water Street
Pittsburgh PA 15203

ACC COMMUNICATIONS CONTACTS

Amy Yakola, Deputy Commissioner
(chief of external affairs)

Yakola e-mail: ayakola@theacc.org

Kevin Best, Senior Associate Commissioner
(football communications)

Best e-mail: kbest@theacc.org

ACC Communications Phone: (336) 854-8787

ACC FOOTBALL ON THE WEB

Official ACC Site: theacc.com

Media Info: collegepressbox.com

ACC Football Twitter: @ACCFootball

ACC YouTube Page: YouTube.com/ACCDigitalNetwork

WEEKLY PRESS CONFERENCE

Pat Narduzzi conducts his game week press conferences on Mondays at noon. The conferences are held at the UPMC Rooney Sports Complex. A transcript and video will be posted later that afternoon at PittsburghPanthers.com. Archived video from past Coach Narduzzi press conferences can also be viewed at YouTube.com/pittlivewire.

PITT PRACTICE COVERAGE

On designated days, the initial 30 minutes of Pitt football practice are open to the media for observation. Photographers are also free to shoot practice during this time. The duration of the workout is closed. Reporters should contact the communications office in advance for practice times and proper clearance. All practices will be held at the UPMC Rooney Sports Complex.

PITT WEEKLY INTERVIEWS

All interviews must be arranged through the communications office. Select players and assistant coaches are available for post-practice media sessions on Tuesdays and Wednesdays. In addition to his Monday press conferences, Coach Narduzzi will have a final media briefing on Thursdays of game weeks.

PITT MEDIA CREDENTIALS

Pitt home game credentials should be requested via sportssystem.com/pitt. Questions about credential registration should be directed to communications coordinator Celeste Welsh by email (cwelsh@athletics.pitt.edu).

COLLEGEPRESSBOX.COM

Media can use collegepressbox.com to download game notes, quotes, statistics, media guides, headshots, logos and more for each conference. Login information will be distributed to accredited media or you can apply for access at collegepressbox.com/register.

ACC MEDIA PORTAL

The ACC provides individual highlight packages from all ACC-controlled regular-season football games to approved TV news affiliates for the 2021-22 season. Upon the conclusion of each game, highlights will be available for local TV news affiliates to download and use in televised news programming at no cost. Outlets may access the highlights, along with any weekly head coach press conferences, through the ACC Media Portal. The use of ACC game highlights provided through the ACC Media Portal remain subject to those restrictions outlined in the ACC News Access Guidelines. Interested affiliates should email licensing@catapultsports.com to register for the ACC Media Portal and for additional information. Approved affiliates will receive a confirmation email along with credentials to access the ACC Media Portal.

ACC DIGITAL LICENSE

Per the ACC News Access Guidelines, game footage (station shot or broadcast) may not be distributed through digital platforms without a license. The ACC and Catapult Sports offer a turnkey digital highlight license specifically designed for local TV affiliates. This license will cover the use of ACC game footage across official station websites, apps and social media platforms. Distribution of in-game highlights on any platform during the broadcast window is strictly prohibited regardless of a digital license. Interested affiliates should email licensing@catapultsports.com to receive more information or to purchase a digital license.

ACC DIGITAL CONTENT

Agencies with interest in accessing or licensing ACC digital content beyond what is provided for in the ACC News Access Guidelines and as set forth in the preceding paragraphs should contact Chad Swofford (Raycom Sports) at cswofford@raycomsports.com.

OFFENSE

Quarterback

8	KENNY PICKETT (SR+, 6-3, 220)
12	Nick Patti (JR*, 6-3, 220)
17	Davis Beville (SO*, 6-6, 235)

Running Back

2	ISRAEL ABANIKANDA (SO, 5-11, 215) OR
22	VINCENT DAVIS (JR, 5-8, 175) OR
21	A.J. DAVIS JR. (SR+, 6-0, 225)

Wide Receiver

11	TAYSIR MACK (SR+, 6-2, 190)
5	Jared Wayne (JR, 6-3, 210)

Wide Receiver

3	JORDAN ADDISON (SO, 6-0, 175)
10	Jaylon Barden (SO, 5-11, 175)

Wide Receiver

18	SHOCKY JACQUES-LOUIS (SR, 6-0, 190)
6	Tre Tipton (SR+, 6-1, 190)

Tight End

7	LUCAS KRULL (SR+, 6-6, 260)
86	Gavin Bartholomew (FR, 6-4, 260)

Left Tackle

77	CARTER WARREN (SR*, 6-5, 315)
76	Matt Goncalves (SO*, 6-6, 320)

Left Guard

55	MARCUS MINOR (SR*, 6-4, 325)
68	Blake Zubovic (JR*, 6-4, 325)

Center

60	OWEN DREXEL (SR*, 6-3, 310)
58	Terrence Moore (FR, 6-5, 305)

Right Guard

53	JAKE KRADEL (JR*, 6-3, 305)
74	Keldrick Wilson (SR+, 6-5, 315)

Right Tackle

57	GABE HOUY (SR*, 6-6, 325)
78	Branson Taylor (FR*, 6-5, 335)

DEFENSE

Defensive End

87	HABAKKUK BALDONADO (JR*, 6-5, 260)
6	John Morgan III (JR*, 6-2, 260)

Defensive Tackle

8	CALIJAH KANCEY (SO*, 6-0, 275)
95	Devin Danielson (JR*, 6-2, 310) or
90	Deandre Jules (SO*, 6-3, 285)

Defensive Tackle

10	KEYSHON CAMP (SR+, 6-4, 290)
2	David Green (JR*, 6-0, 290) or
92	Tyler Bentley (JR*, 6-2, 305)

Defensive End

5	DESLIN ALEXANDRE (SR*, 6-4, 285)
50	Dayon Hayes (SO, 6-3, 260)

Star Linebacker

38	CAM BRIGHT (SR*, 6-0, 220)
0	John Petrishen (SR+, 6-1, 225)

Mike Linebacker

20	WENDELL DAVIS (JR*, 6-2, 240) OR
7	SIRVOCEA DENNIS (JR, 6-1, 230)
30	Brandon George (JR, 6-3, 240)

Money Linebacker

24	PHIL CAMPBELL III (SR+, 6-1, 220)
7	SirVocea Dennis (JR, 6-1, 230) or
36	Chase Pine (SR+, 6-3, 250)

Strong Safety

9	BRANDON HILL (SO*, 5-11, 195)
26	Judson Tallandier II (JR*, 6-0, 185)

Free Safety

31	ERICK HALLETT II (JR*, 5-11, 195) OR
15	RASHAD BATTLE (SO, 6-3, 205)

Cornerback

14	MARQUIS WILLIAMS (JR*, 5-9, 175)
25	A.J. Woods (JR, 5-11, 190)

Cornerback

21	DAMARRI MATHIS (SR*, 5-11, 195)
12	M.J. Devonshire (SO*, 5-11, 185)

SPECIALISTS

Placekicker

91	SAM SCARTON (SO*, 6-1, 195) OR
90	BEN SAULS (FR*, 5-10, 185)

Punter

98	KIRK CHRISTODOULOU (SR*, 6-1, 225)
95	Caleb Junko (FR, 6-1, 185)

Holder

98	KIRK CHRISTODOULOU (SR*, 6-1, 225)
92	Cam Guess (FR*, 5-11, 200) or
95	Caleb Junko (FR, 6-1, 185)

Long Snapper

94	CAL ADOMITIS (SR+, 6-2, 250)
49	Byron Floyd (FR*, 6-1, 245)

Kickoff Returner

4	MELQUISE STOVALL (SR+, 5-9, 185)
2	Israel Abanikanda (SO, 5-11, 215) or
10	Jaylon Barden (SO, 5-11, 175)

Punt Returner

4	MELQUISE STOVALL (SR+, 5-9, 185)
12	M.J. Devonshire (SO*, 5-11, 185) or
10	Jaylon Barden (SO, 5-11, 175)

Kickoffs

90	BEN SAULS (FR*, 5-10, 185) OR
91	SAM SCARTON (SO*, 6-1, 195)

2021 PITT FOOTBALL ROSTERS



PITT NUMERICAL ROSTER

No.	Name	Pos.	Yr.	Ht.	Wt.	Hometown/High School
0	John Petrishen**	LB	SR+	6-1	225	Lower Burrell, PA/Pgh. Central Catholic/Penn State
2	Israel Abanikanda*	RB	SO	5-11	215	Brooklyn, NY/Abraham Lincoln
2(D)	David Green**	DL	JR*	6-0	290	West Mifflin, PA/Pittsburgh Central Catholic
3	Jordan Addison*	WR	SO	6-0	175	Frederick, MD/Tuscarora
3(D)	Khalil Anderson	DB	FR	5-11	170	Atlanta, GA/Riverwood
4	Melquise Stovall	WR	SR+	5-9	185	Lancaster, CA/Paraclete/Hawaii
4(D)	Nahki Johnson	DL	FR	6-2	250	Pittsburgh, PA/West Mifflin
5	Deslin Alexandre***	DL	SR*	6-4	285	Pompano Beach, FL/Deerfield Beach
5(D)	Jared Wayne**	WR	JR	6-3	210	Peterborough, ON/Clearwater Acad. International (FL)
6	Tre Tipton***	WR	SR+	6-1	190	Apollo, PA/Apollo-Ridge
6(D)	John Morgan III**	DL	JR*	6-2	260	Upper Marlboro, MD/DeMatha Catholic
7	Lucas Krull	TE	SR+	6-6	260	Shawnee, KS/Mill Valley/Florida
7(D)	SirVocea Dennis**	LB	JR	6-1	230	Syracuse, NY/Christian Brothers/Peddie (NJ)
8	Kenny Pickett****	QB	SR+	6-3	220	Oakhurst, NJ/Ocean Township
8(D)	Calijah Kancey*	DL	SO*	6-0	275	Miami, FL/Miami Northwestern
9	Brandon Hill*	DB	SO*	5-11	195	Apopka, FL/Wekiva
9(D)	Rodney Hammond Jr.	RB	FR	5-9	175	Norfolk, VA/Booker T. Washington
10	Keyshon Camp***	DL	SR+	6-4	290	Lakeland, FL/Lake Gibson
10(D)	Jaylon Barden*	WR	SO	5-11	175	Lizella, GA/Westside
11	Taysir Mack***	WR	SR+	6-2	190	Brooklyn, NY/Grand Street Campus/Indiana
11(D)	Bangally Kamara*	LB	SO	6-2	225	Akron, OH/East
12	Nick Patti*	QB	JR*	6-3	220	Hillsdale, NJ/St. Joseph Regional
12(D)	M.J. Devonshire	DB	SO*	5-11	185	Aliquippa, PA/Aliquippa/Kentucky
14	Marquis Williams**	DB	JR*	5-9	175	Pompano Beach, FL/Cardinal Gibbons
15	Rashad Battle*	DB	SO	6-3	205	Atlanta, GA/Creekside
16	Joey Yellen*	QB	SO*	6-3	215	Mission Viejo, CA/Mission Viejo/Arizona State
16(D)	Nate Temple*	DL	SO*	6-4	235	Abbeville, SC/Abbeville
17	Davis Beville*	QB	SO*	6-6	235	Greenville, SC/Greenville
17(D)	Leslie Smith	LB	SO*	5-11	210	Miami, FL/Miami Northwestern
18	Shocky Jacques-Louis***	WR	SR	6-0	190	Fort Myers, FL/Dunbar
18(D)	Eli Kosanovich	QB	SO*	6-2	210	Aliquippa, PA/Aliquippa
19	Jahvante Royal	DB	FR*	6-3	195	Miramar, FL/St. Thomas Aquinas
19(D)	Nate Yarnell	QB	FR	6-6	215	Austin, TX/Lake Travis
20	Wendell Davis*	LB	JR*	6-2	240	Richmond, VA/Benedictine College Prep
20(D)	Myles Alston	WR	FR	6-1	180	Virginia Beach, VA/Ocean Lakes
21	A.J. Davis Jr.****	RB	SR+	6-0	225	Lakeland, FL/Lakeland
21(D)	Damarri Mathis***	DB	SR*	5-11	195	Lakeland, FL/Lakeland
22	Vincent Davis**	RB	JR	5-8	175	Fort Lauderdale, FL/Cardinal Gibbons
22(D)	P.J. O'Brien	DB	FR	6-0	185	Pompano Beach, FL/Deerfield Beach
23	Todd Sibley Jr.***	RB	SR*	5-10	230	Akron, OH/Archbishop Hoban
24	Phil Campbell III****	LB	SR+	6-1	220	Kendall Park, NJ/South Brunswick
24(D)	Tamarion Crumpley	DB	FR	6-1	185	Cincinnati, OH/Winton Woods
25	Kaymar Mimes*	TE	JR*	6-5	255	Long Branch, NJ/Long Branch
25(D)	A.J. Woods**	DB	JR	5-11	190	Germantown, MD/Northwest
26	Judson Tallandier II*	DB	JR*	6-0	185	Largo, MD/DeMatha Catholic
26(D)	Jake Frantl	QB	FR	6-0	200	Erin, WI/Hartford Union
27	Buddy Mack III*	DB	SO	6-1	190	Greer, SC/Byrnes
27(D)	Luke DelGaudio	WR	FR*	6-2	195	Shavertown, PA/Dallas
28	Kyi Wright*	TE	SO*	6-3	265	Farrell, PA/Farrell
28(D)	Noah Biglow	DB	FR	5-11	170	Wesley Chapel, FL/Armwood
29	Hunter Sellers	DB	FR*	5-11	185	Tyrone, GA/Woodward Academy
29(D)	Josh Junko	WR	SO*	6-0	195	Akron, OH/Cuyahoga Valley Christian Academy
30	Brandon George**	LB	JR	6-3	240	Bernville, PA/Berks Catholic
31	Erick Hallett II**	DB	JR*	5-11	195	Cypress, TX/Cy-Fair
34	Solomon DeShields*	LB	SO	6-2	230	Millville, NJ/Millville Senior
35	Hudson Primus	DB	SO*	6-0	205	Washington D.C./Archbishop Carroll
35(D)	Isaiah Stewart	WR	SO*	6-2	185	Union, NJ/Union
36	Chase Pine****	LB	SR+	6-3	250	Williamsburg, VA/Lafayette
37	Stephon Hall	DB	FR	6-1	170	Monaca, PA/Central Valley
37(D)	Angelo Priore	RB	FR*	5-10	195	Pittsburgh, PA/Baldwin
38	Cam Bright***	LB	SR*	6-0	220	Montgomery, AL/Park Crossing
38(D)	Javon McIntyre	DB	FR	6-0	190	Bear, DE/Imhotep Charter (PA)
39	Myles Canton	DB	SR*	6-1	185	Upper Marlboro, MD/DeMatha Catholic/Robert Morris
40	Daniel Carter*	RB	SO*	5-10	235	Margate, FL/St. Thomas Aquinas

PITT ALPHABETICAL ROSTER

No.	Name	Pos.
2	Israel Abanikanda*	RB
3	Jordan Addison*	WR
94	Cal Adomitis****	LS
5	Deslin Alexandre***	DL
20(D)	Myles Alston	WR
63	Matt Altsman	OL
54	Trey Andersen	OL
3(D)	Khalil Anderson	DB
87	Habakkuk Baldonado*	DL
10(D)	Jaylon Barden*	WR
86	Gavin Bartholomew	TE
15	Rashad Battle*	DB
40(D)	Emmanuel Belgrave	DL
54(D)	Dylan Bennett	LB
92	Tyler Bentley**	DL
17	Davis Beville*	QB
85	Garrett Bickhart	WR
28(D)	Noah Biglow	DB
81	Jaden Bradley	WR
38	Cam Bright***	LB
57(D)	Bam Brima	OL
52	Naquan Brown	DL
10	Keyshon Camp***	DL
24	Phil Campbell III****	LB
39	Myles Canton	DB
45(D)	Dante Caputo	DB
84	Grant Carrigan***	TE
40	Daniel Carter*	RB
98	Kirk Christodoulou***	P
50	Jason Collier Jr.	OL
72	Jake Cortes	OL
24(D)	Tamarion Crumpley	DB
95	Devin Danielson**	DL
21	A.J. Davis Jr.****	RB
22	Vincent Davis**	RB
20	Wendell Davis*	LB
27(D)	Luke DelGaudio	WR
7(D)	SirVocea Dennis**	LB
34	Solomon DeShields*	LB
12(D)	M.J. Devonshire	DB
94(D)	Elliot Donald	DL
60	Owen Drexel*	OL
74(D)	Terrence Enos Jr.	OL
49	Byron Floyd	LS
53(D)	Dorien Ford	DL
26(D)	Jake Frantl	QB
30	Brandon George**	LB
76	Matt Goncalves*	OL
2(D)	David Green**	DL
92(D)	Cam Guess	P
37	Stephon Hall	DB
31	Erick Hallett II**	DB
9(D)	Rodney Hammond Jr.	RB
50(D)	Dayon Hayes*	DL
47	Aydin Henningham*	LB
48	Jackson Henry	LB
9	Brandon Hill*	DB
57	Gabe Houy***	OL
61	Ryan Jacoby	OL
18	Shocky Jacques-Louis***	WR
4(D)	Nahki Johnson	DL
90	Deandre Jules*	DL

2021 PITT FOOTBALL ROSTERS



NUMERICAL ROSTER CONTINUED

No.	Name	Pos.	Yr.	Ht.	Wt.	Hometown/High School
40(D)	Emmanuel Belgrave	DL	FR*	6-3	255	Miami, FL/Miami Southridge Senior
41	Jake Zilinskas*	TE	SR+	6-2	240	Indiana, PA/Indiana/John Carroll
41(D)	Jehvonn Lewis	DB	FR*	5-11	175	Bethel Park, PA/Bethel Park
43	Cole Mitchell	TE	FR	6-5	235	Frederick, MD/Linganore
43(D)	Anthony Scott-Naji	DB	SR*	5-9	180	Philadelphia, PA/St. Joseph's Prep
44	A.J. Roberts*	LB	SO	6-0	240	Staten Island, NY/Tottenville
45	Noah Palmer	DL	JR*	6-3	270	Jefferson Hills, PA/Thomas Jefferson
45(D)	Dante Caputo	DB	SO*	5-11	190	Wexford, PA/North Allegheny/Wisconsin
46	Sam Williams	DL	FR*	6-3	230	Pembroke Pines, FL/Calvary Christian Acad.
46(D)	Peter Vardzel	WR	FR	6-0	180	Charleston, SC/Wando
47	Aydin Henningham*	LB	SO	6-2	210	Delray Beach, FL/Deerfield Beach
48	Jackson Henry	LB	JR*	6-2	235	Perkasie, PA/Pennridge/Hun School (NJ)
49	Byron Floyd	LS	FR*	6-1	245	Mentor, OH/Mentor
49(D)	Ak'Bar Shabazz II	DB	FR	6-1	185	Marietta, GA/Harrison
50	Jason Collier Jr.	OL	SO*	6-6	335	West Deptford, NJ/West Deptford
50(D)	Dayon Hayes*	DL	SO	6-3	260	Pittsburgh, PA/Westinghouse
51	Preston Lavant	LB	FR	6-2	200	Cordele, GA/Crisp County
52	Naquan Brown	DL	FR	6-3	205	Virginia Beach, VA/Ocean Lakes
53	Jake Kradel**	OL	JR*	6-3	305	Butler, PA/Butler Senior
53(D)	Dorien Ford	DL	FR	6-4	285	Pittsburgh, PA/Baldwin
54	Trey Andersen	OL	FR	6-6	270	Eagle Mountain, UT/Lehi
54(D)	Dylan Bennett	LB	FR	6-3	220	Montoursville, PA/Montoursville
55	Marcus Minor	OL	SR*	6-4	325	Lanham, MD/DeMatha Catholic/Maryland
56	Will King IV	DL	FR*	6-4	250	Holland, MI/Holland Christian
57	Gabe Houy***	OL	SR*	6-6	325	Pittsburgh, PA/Upper St. Clair
57(D)	Bam Brima	DL	SO*	6-5	265	Worcester, MA/Loyalsock Township (PA)
58	Terrence Moore	OL	FR	6-5	305	Massillon, OH/Massillon Washington
59	Nick Lapi	LB	FR	6-2	220	Upper Saddle River, NJ/Northern Highlands Regional
60	Owen Drexel*	OL	SR*	6-3	310	Montclair, NJ/Montclair
61	Ryan Jacoby	OL	SO*	6-4	305	Mentor, OH/Mentor
62	Dakota Peters	OL	JR*	6-6	295	New Castle, PA/Shenango/Akron
63	Matt Altsman	OL	FR*	6-0	280	Zelienople, PA/ Pittsburgh Central Catholic
68	Blake Zubovic*	OL	JR*	6-4	325	Belle Vernon, PA/Belle Vernon Area
69	Matt Metrosky	OL	FR	6-1	290	Greensburg, PA/Greensburg Central Catholic
71	Michael Statham Jr.	OL	FR*	6-7	360	Philadelphia, PA/Saint Frances Academy (MD)
72	Jake Cortes	OL	JR*	6-5	280	McMurray, PA/Peters Township
74	Keldrick Wilson*	OL	SR+	6-5	315	Mount Ulla, NC/West Rowan/Hampton
74(D)	Terrence Enos Jr.	OL	FR	6-4	325	Redford, MI/Cass Technical
76	Matt Goncalves*	OL	SO*	6-6	320	Manorville, NY/Eastport-South Manor
77	Carter Warren**	OL	SR*	6-5	315	Paterson, NJ/Passaic Tech
78	Branson Taylor	OL	FR*	6-5	335	Lorain, OH/Elyria Catholic
81	Jaden Bradley	WR	FR	6-3	195	Fayetteville, NC/DeMatha Catholic (MD)
82	Gavin Thomson*	WR	SO*	6-0	185	Pittsburgh, PA/Pittsburgh Central Catholic
83	John Vardzel**	WR	JR*	5-11	195	Charleston, SC/North Allegheny (PA)
84	Grant Carrigan***	TE	SR*	6-7	290	Las Vegas, NV/Pine-Richland (PA)
84(D)	Jake McConnachie	WR	FR*	6-5	195	Verona, NJ/Verona
85	Garrett Bickhart	WR	SR*	6-5	215	Liberty, PA/North Penn-Mansfield
86	Gavin Bartholomew	TE	FR	6-4	260	Schuylkill Haven, PA/Blue Mountain
87	Habakkuk Baldonado*	DL	JR*	6-5	260	Rome, Italy/Clearwater Academy International (FL)
88	Jake Renda	TE	FR	6-4	225	Princeton, NJ/IMG Academy (FL)
90	Deandre Jules*	DL	SO*	6-3	285	Germantown, MD/Northwest
90(D)	Ben Sauls	PK	FR*	5-10	185	Tipp City, OH/Tippecanoe
91	Sam Scarton	PK	SO*	6-1	195	Hermitage, PA/Hickory
92	Tyler Bentley**	DL	JR*	6-2	305	West Chester, OH/Lakota West
92(D)	Cam Guess	P	FR*	5-11	200	Belle Vernon, PA/Belle Vernon Area
94	Cal Adomitis****	LS	SR+	6-2	250	Pittsburgh, PA/Pittsburgh Central Catholic
94(D)	Elliot Donald	DL	FR	6-2	255	Pittsburgh, PA/Pittsburgh Central Catholic
95	Devin Danielson**	DL	JR*	6-2	310	Pittsburgh, PA/Thomas Jefferson
95(D)	Caleb Junko	PK/P	FR	6-1	185	Akron, OH/Hudson
96	Chris Maloney	DL	JR*	6-2	255	Fort Washington, PA/La Salle College H.S.
98	Kirk Christodoulou***	P	SR*	6-1	225	Melbourne, Australia/Balwyn

* following name denotes letters earned
 * following class denotes redshirt season
 (D) denotes duplicate number

ALPHABETICAL ROSTER CONTINUED

No.	Name	Pos.
95(D)	Caleb Junko	PK/P
29(D)	Josh Junko	WR
11(D)	Bangally Kamara*	LB
8(D)	Calijah Kancey*	DL
56	Will King IV	DL
18(D)	Eli Kosanovich	QB
53	Jake Kradel**	OL
7	Lucas Krull	TE
59	Nick Lapi	LB
51	Preston Lavant	LB
41(D)	Jehvonn Lewis	DB
27	Buddy Mack III*	DB
11	Taysir Mack***	WR
96	Chris Maloney	DL
21(D)	Damarri Mathis***	DB
84(D)	Jake McConnachie	WR
38(D)	Javon McIntyre	DB
69	Matt Metrosky	OL
25	Kaymar Mimes*	TE
55	Marcus Minor	OL
43	Cole Mitchell	TE
58	Terrence Moore	OL
6(D)	John Morgan III**	DL
22(D)	P.J. O'Brien	DB
45	Noah Palmer	DL
12	Nick Patti*	QB
62	Dakota Peters	OL
0	John Petrishen**	LB
8	Kenny Pickett****	QB
36	Chase Pine****	LB
35	Hudson Primus	DB
37(D)	Angelo Priore	RB
88	Jake Renda	TE
44	A.J. Roberts*	LB
19	Jahvante Royal	DB
90(D)	Ben Sauls	PK
91	Sam Scarton	PK
43(D)	Anthony Scott-Naji	DB
29	Hunter Sellers	DB
49(D)	Ak'Bar Shabazz II	DB
23	Todd Sibley Jr.***	RB
17(D)	Leslie Smith	LB
71	Michael Statham Jr.	OL
35(D)	Isaiah Stewart	WR
4	Melquise Stovall	WR
26	Judson Tallandier II*	DB
78	Branson Taylor	OL
16(D)	Nate Temple*	DL
82	Gavin Thomson*	WR
6	Tre Tipton***	WR
83	John Vardzel**	WR
46(D)	Peter Vardzel	WR
77	Carter Warren**	OL
5(D)	Jared Wayne**	WR
14	Marquis Williams**	DB
46	Sam Williams	DL
74	Keldrick Wilson*	OL
25(D)	A.J. Woods**	DB
28	Kyi Wright*	TE
19(D)	Nate Yarnell	QB
16	Joey Yellen*	QB
41	Jake Zilinskas*	TE
68	Blake Zubovic*	OL

* denotes letters earned
 (D) denotes duplicate number



PERSONAL INFORMATION

Born: April 22, 1966
Hometown: Youngstown, Ohio
Alma Mater: Rhode Island, 1990
Family: Narduzzi and his wife, Donna, have four children: Arianna, Christina, Patrick and Isabella.

COLLEGE PLAYING EXPERIENCE

Rhode Island, three-year starter at linebacker (1987-89).
Youngstown State, starter at linebacker (1985).

COACHING EXPERIENCE

Miami (Ohio), 1990-91, graduate assistant; 1992, wide receivers.
Rhode Island, 1993-97, linebackers; 1998-99, defensive coordinator.
Northern Illinois, 2000-02, linebackers.
Miami (Ohio), 2003, defensive coordinator.
Cincinnati, 2004-06, defensive coordinator.
Michigan State, 2007-14, defensive coordinator; 2013-14, assistant head coach.
Pitt, 2015-present, head coach.

BOWL GAMES COACHED

2003 GMAC Bowl
 2004 Fort Worth Bowl
 2007 Champs Sports Bowl
 2009 Capital One Bowl
 2010 Valero Alamo Bowl
 2011 Capital One Bowl
 2012 Outback Bowl
 2012 Buffalo Wild Wings Bowl
 2014 Rose Bowl
 2015 Cotton Bowl
 2015 Military Bowl
 2016 New Era Pinstripe Bowl
 2018 Hyundai Sun Bowl
 2019 Quick Lane Bowl

- ✓ The 2021 season marks Pat Narduzzi's seventh as Pitt's Chris Bickell '97 Head Football Coach. Over his initial six years (2015-20), Narduzzi led the Panthers to 29 victories in ACC play, the conference's third-highest win total during that span. Only Clemson (46) and Miami (32) had better ACC records during that timeframe.
- ✓ Narduzzi has coached four first team All-Americans at Pitt, including three who earned consensus status. In 2020, defensive ends Patrick Jones II and Rashad Weaver were consensus All-Americans. Pitt was one of only four programs nationwide to have multiple consensus honorees last season, joining Alabama, Ohio State and Notre Dame.
- ✓ Six Pitt products—Jones, Weaver, center Jimmy Morrissey, safety Damar Hamlin, cornerback Jason Pinnock and defensive tackle Jaylen Twyman—were selected in the 2021 NFL Draft, the most of any program in the ACC and tied for eighth nationally.
- ✓ Narduzzi's Panthers have a well-earned reputation as a dangerous opponent for highly ranked foes. In 2019, Pitt scored a 35-34 triumph over UCF, which visited Heinz Field riding a 27-game non-bowl winning streak. The winning touchdown—a gadget-play pass caught by quarterback Kenny Pickett—has been immortalized as the "Pitt Special."
- ✓ In 2017, Pitt closed the season with a 24-14 victory over No. 2 Miami, which entered the game undefeated and on the cusp of the College Football Playoff.
- ✓ In 2016, the Panthers defeated two teams that finished in the top 5 of the final CFP rankings. Pitt gave No. 2 Clemson—that year's national champion—its only loss (43-42) and kept No. 5 Penn State out of the playoff field by defeating the Nittany Lions, 42-39.
- ✓ In 2018, the Panthers won their first Coastal Division championship and made their inaugural appearance in the ACC Championship Game.
- ✓ In 2020, Pitt earned an NCAA Public Recognition Award for achieving an Academic Progress Rate (APR) score that ranked in the top 10% of all football programs. The Panthers' multi-year 988 APR set a Pitt football program record and was 24 points higher than the national average.
- ✓ In 2018, the Panthers received the American Football Coaches Association (AFCA) Academic Achievement Award after scoring a perfect single-year 1,000 APR.
- ✓ In Narduzzi's initial six seasons as head coach, Pitt had 36 All-ACC Academic Football Team honorees, the fourth-highest total among conference schools during that span (2015-20).
- ✓ Narduzzi arrived at Pitt following eight highly successful years as the defensive coordinator at Michigan State under Mark Dantonio. The Spartans were the only team to rank in the nation's top 10 in total defense and rushing defense each season from 2011-14.
- ✓ Michigan State boasted the nation's top rushing defense in 2014, yielding just 88.5 yards per game. The Spartans finished third nationally with 34 turnovers gained and eighth in total defense, holding opponents to just 315.8 yards per contest.
- ✓ In 2014, the Spartans finished with a No. 5 national ranking and 11-2 record following a 42-41 victory over Baylor in the AT&T Cotton Bowl.
- ✓ In 2013, Michigan State finished No. 3 in the country following a Big Ten title and 24-20 victory over No. 5 Stanford in the Rose Bowl. Narduzzi was named the 2013 recipient of the prestigious Broyles Award, annually presented to the country's top assistant coach.
- ✓ Narduzzi's decorated defensive players at Michigan State included first team All-Americans in cornerback Darqueze Dennard, safety Kurtis Drummond, linebacker Greg Jones and defensive tackle Jerel Worthly. Dennard also won the 2013 Jim Thorpe Award, given to college football's top defensive back.
- ✓ Narduzzi was a starting linebacker under his father, the late Bill Narduzzi, as a freshman at Youngstown State University in 1985 before transferring to Rhode Island, where he became a three-year starter for the Rams from 1987-89.
- ✓ Bill Narduzzi was head coach at YSU from 1975-85. He led the Penguins to two NCAA Division II playoff appearances, including the national championship game in 1979, and twice was named the Ohio Valley Conference Coach of the Year. One of Bill's first coaching posts was as a freshman line coach at Pitt in 1962.

SERIES NOTES

This is the 16th meeting between Pitt and Georgia Tech in a series that began in 1918...Pitt leads the overall series, 10-5, and has won five of the past six meetings...the Panthers are 5-1 in games played in Pittsburgh and 5-2 in Atlanta...Pitt and Georgia Tech have twice met in bowl games with the Yellow Jackets winning each time...Georgia Tech defeated the Panthers in the Jan. 2, 1956 Sugar Bowl (7-0) and the Dec. 29, 1956 Gator Bowl (21-14)...the 2021 game marks the ninth Atlantic Coast Conference encounter between the two schools...the Panthers lead the ACC series, 5-3...this will be the third consecutive game played in Atlanta...Pitt won on the road in 2020 (34-20) and 2019 (20-10)...in 2018, the host Panthers won, 24-19, a victory that keyed their run to the Coastal Division title...Georgia Tech's last win in the series occurred in 2017, a 35-17 decision in Bobby Dodd Stadium...Pitt won both the 2015 and 2016 contests courtesy of late field goals by Chris Blewitt...in 2016, Blewitt's 31-yard field goal as time expired gave Pitt a 37-34 win at Heinz...in 2015, Blewitt boomed a 56-yard field goal with 1:11 left for a 31-28 victory in Atlanta...the initial three games of the series from 1918-20 were all played in Pittsburgh...led by legendary coach Glenn "Pop" Warner, Pitt won each of those three contests by an aggregate score of 58-9...before the 2013 revival of the series, the two schools had not played since a pair of games at Georgia Tech in the 1970s...in 1976, Tony Dorsett scored three touchdowns as Pitt routed the host Yellow Jackets, 42-14...under the direction of Coach John Majors, Pitt would go 12-0 in 1976 and claim the national championship, while Dorsett would win the Heisman Trophy...the Panthers also defeated Georgia Tech, 27-17, in Atlanta during the 1974 season.

SERIES GAME-BY-GAME

PITT LEADS SERIES, 10-5

DATE	H/A	PITT	GT
Nov. 23, 1918	H	32	0
Oct. 25, 1919	H	16	6
Oct. 23, 1920	H	10	3
Jan. 2, 1956	*	0	7
Dec. 29, 1956	**	14	21
Sept. 21, 1974	A	27	17
Sept. 18, 1976	A	42	14
Nov. 2, 2013	A	10	21
Oct. 25, 2014	H	28	56
Oct. 17, 2015	A	31	28
Oct. 8, 2016	H	37	34
Sept. 23, 2017	A	17	35
Sept. 15, 2018	H	24	19
Nov. 2, 2019	A	20	10
Dec. 10, 2020	A	34	20

Games won by Pitt in **bold**

Neutral site game key:

(*) Sugar Bowl played in New Orleans, La.

(**) Gator Bowl played in Jacksonville, Fla.

THE LAST TIME: PITT 34 GEORGIA TECH 20

Dec. 10, 2020 • Bobby Dodd Stadium • Attendance: 11,000

Pitt achieved its finest rushing performance of the season in defeating host Georgia Tech, 34-20, in the final game of the 2020 campaign...the Panthers piled up a season-high 317 yards on the ground and averaged nearly six yards on 54 carries...Vincent Davis was the sparkplug, rushing for a career-high 247 yards with a touchdown on 25 attempts (9.9 avg.)...his TD was a 38-yard burst that sealed the victory with two minutes remaining...Alex Kessman accounted for 14 points, converting each of his six placements (four field goals and two extra points)...he finished his Pitt career with a school-record 69 field goals and placed second in all-time kick scoring with 341 points...the Panthers forced three turnovers, including interceptions by Jason Pinnock and Erick Hallett...Pitt concluded the year with a 6-5 overall record (5-5 ACC), its fifth winning regular season under Coach Pat Narduzzi...the Yellow Jackets fell to 3-7 (3-6)...the game was originally scheduled for November 14 but was postponed until December due to COVID-19 protocols.

PITT	3	13	7	11	34
GEORGIA TECH	7	0	6	7	20

First Quarter

PITT — Kessman 27-yard field goal 13:29

GT — Sims 1-yard run (Stewart kick) 3:55

Second Quarter

PITT — Kessman 25-yard field goal 11:42

PITT — Turner 60-yard pass from Pickett (Kessman kick) 9:46

PITT — Kessman 30-yard field goal 1:39

Third Quarter

PITT — Pickett 1-yard run (Kessman kick) 8:25

GT — Camp 21-yard pass from Sims (Sims pass failed) 2:04

Fourth Quarter

PITT — Kessman 22-yard field goal 8:04

GT — Deveney 18-yard pass from Sims (Stewart kick) 6:01

PITT — V. Davis 38-yard run (Turner pass from Pickett) 2:00

Team Stats	PITT	GT
First Downs	28	21
Rushes-Yards	54-317	29-98
Comp-Att-Int	17-34-1	19-36-2
Passing Yards	196	250
Total Yards	513	348
Punt Returns-Yards	1-8	0-0
Kick Returns-Yards	3-70	1-5
Interceptions-Yards	2-(-2)	1-6
Fumbles-Lost	3-0	2-1
Punts-Average	2-43.5	5-51.0
Penalties-Yards	6-60	8-86
Third Down Conv.	8-17	5-14
Fourth Down Conv.	1-3	3-4
Sacks By-Yards	3-11	2-22
Possession Time	37:51	22:09

Rushing

PITT — V. Davis 25-247, 1 TD; Pickett 14-29, 1 TD; Turner 2-27; A. Davis 10-25; Addison 1-3; Team 1-(-1); Beville 1-(-13).

GT — Griffin 5-43; Mason 13-41; Sims 10-14, 1 TD; Smith 1-0.

Passing

PITT — Pickett 17-34-1, 196 yards, 1 TD.

GT — Sims 17-31-2, 238 yards, 2 TD; Yates 2-4-0, 12 yards; Team 0-1-0, 0 yards.

Receiving

PITT — Turner 5-82, 1 TD; Wayne 5-60; Addison 3-14; Mack 2-21; Tipton 2-19.

GT — Camp 5-97, 1 TD; Harris 4-48; Carter 3-46; Deveney 2-23, 1 TD; Sanders 2-7; Griffin 1-16; Howard 1-8; Mason 1-5.

TEAM NOTES

AMONG THE ACC'S BEST:

- ✓ Since taking over as Pitt's head coach in 2015, Pat Narduzzi has directed the Panthers to 29 victories in ACC play, the fourth-highest win total during that span. The Panthers trail only Clemson (47), Miami (32) and Virginia Tech (30).

ACC RECORDS: 2015-PRESENT

Team	Won	Lost
Clemson	47	4
Miami	32	17
Virginia Tech	30	21
Pitt	29	21
North Carolina	27	26
NC State	26	25
Louisville	25	26
Florida State	23	27
Virginia	21	30
Wake Forest	20	29
Georgia Tech	20	31
Boston College	19	31
Duke	15	35
Syracuse	15	35

ACC OPENERS:

- ✓ Since joining the conference in 2013, Pitt is 4-4 in ACC openers.
- ✓ This will be the Panthers' first ACC opener played on the road since a 35-17 setback at Georgia Tech in 2017.
- ✓ Pitt has twice opened conference play with Georgia Tech and is 1-1 in those meetings.

PITT ALL-TIME ACC OPENERS

Date	Opponent	Result
9/2/13	Florida State	L, 13-41
9/5/14	@Boston College	W, 30-20
10/3/15	@Virginia Tech	W, 17-13
9/24/16	@North Carolina	L, 36-37
9/23/17	@Georgia Tech	L, 17-35
9/15/18	Georgia Tech	W, 24-19
8/31/19	Virginia	L, 14-30
9/19/20	Syracuse	W, 21-10

132 YEARS OF PITT FOOTBALL:

- ✓ The 2021 campaign marks the 132nd football season at the University of Pittsburgh.
- ✓ The Panthers, who played their inaugural season in 1890, have a 741-545-42 all-time record (.574).
- ✓ The program's rich legacy includes 94 first team All-Americans, 53 consensus All-Americans, 24 College Football Hall of Famers, nine Pro Football Hall of Famers and nine national titles.

BLUE AND GOLD RALLY CAPS:

- ✓ Since 2002, Pitt has won 37 games with second-half comebacks.
- ✓ Twelve of those rallies occurred under Pat Narduzzi (since 2015).
- ✓ Pitt won four games in 2019 with fourth-quarter comebacks.
- ✓ Quarterback Kenny Pickett has five fourth-quarter comebacks for his career, the most by a Pitt quarterback in 50 years.
- ✓ Dave Havern also rallied the Panthers to five victories in the fourth quarter over the 1970 and 1971 seasons.

PITT SECOND-HALF COMEBACKS (SINCE 2002)

Date	Opponent	Deficit (Qtr.)	Result
9/14/02	@UAB	20-17 (3rd)	W, 26-20
10/26/02	Boston College	16-13 (4th)	W, 19-16 (OT)
11/2/02	@Virginia Tech	21-7 (3rd)	W, 28-21
11/9/02	Temple	19-14 (3rd)	W, 29-22
9/27/03	@Texas A&M	13-9 (3rd)	W, 37-26
11/1/03	@Boston College	13-10 (4th)	W, 24-13
11/8/03	Virginia Tech	28-24 (4th)	W, 31-28
9/25/04	Furman	31-14 (3rd)/38-24 (4th)	W, 41-38 (OT)
10/9/04	@Temple	16-6 (4th)	W, 27-22
11/13/04	@Notre Dame	35-31 (4th)	W, 41-38
11/25/04	West Virginia	10-6 (3rd)/13-9 (4th)	W, 16-13
10/20/07	Cincinnati	17-10 (3rd)	W, 24-17
12/1/07	@West Virginia	7-3 (3rd)	W, 13-9
9/20/08	Iowa	17-14 (4th)	W, 21-20
9/27/08	@Syracuse	24-13 (3rd)	W, 34-24
10/2/08	@USF	21-20 (4th)	W, 26-21
11/1/08	@Notre Dame	17-3 (3rd)/24-17 (4th)	W, 36-33 (4OT)
11/28/08	West Virginia	12-7 (3rd)/15-7 (4th)	W, 19-15
10/2/09	@Louisville	10-7 (3rd)	W, 35-10
10/10/09	Connecticut	21-6 (3rd)	W, 24-21
12/26/09	North Carolina*	17-16 (4th)	W, 19-17
11/9/13	Notre Dame	21-14 (3rd)	W, 28-21
11/23/13	@Syracuse	16-10 (3rd)	W, 17-16
12/26/13	Bowling Green#	20-17 (3rd)	W, 30-27
9/13/14	@FIU	16-14 (3rd)	W, 42-25
10/24/15	@Syracuse	17-13 (4th)	W, 23-20
10/8/16	Georgia Tech	34-27 (4th)	W, 37-34
11/12/16	@Clemson	42-34 (4th)	W, 43-42
10/21/17	@Duke	17-7 (3rd)/17-14 (4th)	W, 24-17
10/6/18	Syracuse	31-27 (3rd)/34-27 (4th)	W, 44-37 (OT)
10/27/18	Duke	28-17 (3rd)/42-35 (4th)	W, 54-45
11/2/18	@Virginia	10-7 (3rd)	W, 23-13
11/17/18	@Wake Forest	10-6 (3rd)	W, 34-13
9/21/19	UCF	31-21 (3rd)/34-28 (4th)	W, 35-34
9/28/19	Delaware	14-10 (4th)	W, 17-14
10/5/19	@Duke	30-26 (4th)	W, 33-30
12/26/19	vs. Eastern Michigan%	30-27 (4th)	W, 34-30

Entries in **bold** denote Pat Narduzzi-coached teams.

* Meineke Car Care Bowl (Charlotte, N.C.)

Little Caesars Pizza Bowl (Detroit, Mich.)

% Quick Lane Bowl (Detroit, Mich.)

PITT'S "SUPER SENIORS":

- ✓ The Panthers' 2021 roster has 13 players designated as "super seniors."
- ✓ Due to the COVID-19 pandemic, the NCAA did not count the 2020 season against a student-athlete's eligibility clock, allowing these 13 players to suit up for Pitt with an additional year of eligibility.
- ✓ Super seniors are listed as "SR+" on Pitt's roster.
- ✓ Wide receiver Tre Tipton and linebacker John Petrishen are actually seventh-year seniors, having received prior eligibility waivers due to seasons lost because of injury.
- ✓ Tipton is one of only eight players nationwide who will play a seventh collegiate season at the same school.

PITT "SUPER SENIORS"

Name (Letters Earned)	Pos.
Cal Adomitis****	LS
Keyshon Camp***	DL
Phil Campbell III****	LB
A.J. Davis Jr.****	RB
Lucas Krull	TE
Taysir Mack***	WR
John Petrishen**	LB
Kenny Pickett****	QB
Chase Pine****	LB
Melquise Stovall	WR (2021 Hawaii Transfer)
Tre Tipton***	WR
Keldrick Wilson*	OL
Jake Zilinskas*	TE

YOUR 2021 PITT TEAM CAPTAINS:

- ✓ Pitt head football coach Pat Narduzzi named four senior team captains for the 2021 season: long snapper Cal Adomitis, defensive end Deslin Alexandre, linebacker Cam Bright and quarterback Kenny Pickett.
- ✓ The four players were selected by a vote of their teammates.
- ✓ Pickett was selected a captain for the second consecutive season.

ALL-AMERICA TRADITION:

- ✓ Pitt's graduated defensive end duo of Patrick Jones II and Rashad Weaver earned consensus All-America status for the 2020 season. Jones is now a member of the Minnesota Vikings, while Weaver is with the Tennessee Titans.
- ✓ Pitt was one of only four schools to have multiple consensus All-Americans last season, joining Alabama, Ohio State and Notre Dame.
- ✓ The last time Pitt had two players earn consensus All-America honors in the same season was 1986 (offensive tackle Randy Dixon and defensive end Tony Woods).
- ✓ The Panthers last had two defensive consensus All-Americans in the same year in 1977 (tackle Randy Holloway and safety Bob Jury).
- ✓ Pitt now has 53 all-time consensus All-Americans to rank ninth among all Football Bowl Subdivision (FBS) schools.

GRADUATION CAP AND GOWN:

- ✓ Twenty-five players on this year's Pitt football team have earned their bachelor's degrees.
- ✓ Super senior tight end Lucas Krull also owns his graduate degree, having recently completed his MBA in Pitt's Katz Graduate School of Business.

2021 PITT PLAYERS WITH UNDERGRADUATE DEGREES

Player	Pos.	Bachelor's Degree
Cal Adomitis	LS	Economics
Deslin Alexandre	DL	Communication
Cam Bright	LB	Communication
Keyshon Camp	DL	Administration of Justice
Phil Campbell III	LB	Communication
Grant Carrigan	TE	Finance
Kirk Christodoulou	P	Finance
A.J. Davis Jr.	RB	Administration of Justice
Owen Drexel	OL	Political Science
Erick Hallett II	DB	Philosophy and Political Science
Gabe Houy	OL	Administration of Justice
Shocky Jacques-Louis	WR	Administration of Justice
Lucas Krull	TE	Arts and Literature*
Taysir Mack	WR	Media and Professional Communications
Damarri Mathis	DB	Communication
Marcus Minor	OL	Communications*
John Petrishen	LB	Communications*
Kenny Pickett	QB	Marketing
Chase Pine	LB	Administration of Justice
Todd Sibley Jr.	RB	Communication
Melquise Stovall	WR	Sociology*
Tre Tipton	WR	Communication
Carter Warren	OL	Administration of Justice
Keldrick Wilson	OL	Criminal Justice*
Jake Zilinskas	TE	Marketing

NOTE: An asterisk denotes degree earned at another institution. Five graduate transfers are listed: Lucas Krull (Florida), Marcus Minor (Maryland), John Petrishen (Penn State), Melquise Stovall (Hawaii) and Keldrick Wilson (Hampton).

ALL-TIME CONSENSUS ALL-AMERICANS

No.	School	Total
1.	Notre Dame	105
2.	Ohio State	90
3.	Michigan	83
4.	Oklahoma	82
	USC	82
6.	Alabama	80
7.	Texas	61
8.	Nebraska	54
9.	PITT	53
10.	Florida State	45

TOP 25 VICTORIES:

- √ Under Pat Narduzzi, Pitt has defeated a Top 25 team in five consecutive seasons (2016-2020).
- √ The Panthers' latest victory over a Top 25 foe was a 23-20 win over No. 24 Louisville (Sept. 26, 2020) at Heinz Field.

PITT WINS OVER TOP 25 TEAMS: 2016-PRESENT

Date	Opponent (AP/Coaches Rank)	Result
11/12/16	@Clemson (3/2)	W, 43-42
11/24/17	Miami (2/2)	W, 24-14
11/2/18	@Virginia (23/22)	W, 23-13
9/21/19	UCF (15/16)	W, 35-34
9/26/20	Louisville (24/RV)	W, 23-20

OFFENSIVE NOTES

SUPER SCORING:

- √ Pitt ranks second nationally with an average of 52.5 points per game. The Panthers lead the ACC and trail only Ole Miss (52.7 avg.) among FBS schools.
- √ Pitt has scored 40-plus points in four consecutive games to start a season for the first time ever.
- √ The Panthers' 77-point outburst against New Hampshire was their highest point total since an 88-0 victory over Westminster on Oct. 30, 1926.
- √ Dating back to the 2020 season, Pitt has now scored at least 30 points in five consecutive games, its longest streak since the 2016 team had a streak of seven such contests.

PICKETT POINTS:

- √ Quarterback Kenny Pickett has been exceptional through four games this season, completing 74% of his passes (98 of 132) for 1,342 yards with 15 touchdowns and one interception. Pickett's TD pass total is already a single-season personal best.
- √ Pickett owns lofty national rankings in no fewer than eight NCAA statistical categories this week: passing touchdowns (second, 15), passing efficiency (second, 195.6 rating), points responsible for (third, 102 points), total offense (fifth, 365.8 avg.), completion percentage (fifth, 74.2%), passing yards (sixth, 335.5 avg.), yards per pass attempt (eighth, 10.17 avg.) and completions per game (11th, 24.50 avg.).
- √ Against New Hampshire (Sept. 25), Pickett threw for 403 yards and five touchdowns on 24-of-28 passing (86%). He added a one-yard rushing score to account for six total TDs in the 77-7 win.

- √ Against Western Michigan (Sept. 18), Pickett threw for 382 yards and six touchdowns with one INT on 23-of-31 passing (74%). His six scoring passes were one shy of the school record and tied the ACC single-game mark.
- √ Pickett is one of only four Pitt quarterbacks to throw at least six touchdowns in a game, joining Pete Gonzalez (a school-record seven in a double-overtime contest against Rutgers in 1997), Dan Marino (six vs. South Carolina, 1981) and Tom Savage (six vs. Duke, 2013).
- √ In a 41-34 victory at Tennessee (Sept. 11), he accounted for three touchdowns (two passing), while completing 24 of 36 (67%) for 285 yards. He added a one-yard scoring run.

300-YARD PASSING GAMES:

- √ Kenny Pickett ranks second (tied) all-time at Pitt with 10 career 300-yard passing games. He trails only Alex Van Pelt (14 from 1989-92) and is tied with Tyler Palko (10 from 2002-06).
- √ Pickett is the only Pitt quarterback with multiple 400-yard passing games. His 403-yard effort against New Hampshire (Sept. 25) marked the third of his career. No other Pitt player has done it more than once.
- √ Nine other Pitt quarterbacks have one 400-yard game to their credit.

PITT TOP SINGLE-GAME PASSING YARDS

No.	Name	Opponent (Year)	Yards
1.	Pete Gonzalez	Rutgers (1997)	470
2.	John Congemi	Navy (1986)	446
3.	John Ryan	West Virginia (1994)	433
4.	Tom Savage	Duke (2013)	424
5.	Rod Rutherford	West Virginia (2003)	419
	Tino Sunseri	Connecticut (2011)	419
7.	Tyler Palko	South Florida (2004)	411
	Kenny Pickett	NC State (2020)	411
9.	Max Browne	Rice (2017)	410
10.	David Priestley	Virginia Tech (1999)	407
11.	Kenny Pickett	Virginia Tech (2020)	404
12.	Kenny Pickett	New Hampshire (2021)	403

300-YARD PASSING PERFORMANCES UNDER PAT NARDUZZI

No.	Date	Name	Opponent	C-A-I	Yards	TD
1.	10/3/20	Kenny Pickett	NC State	22-39-0	411	1
2.	9/30/17	Max Browne	Rice	28-32-0	410	4
3.	11/21/20	Kenny Pickett	Virginia Tech	35-52-1	404	2
4.	9/25/21	Kenny Pickett	New Hampshire	24-28-0	403	5
5.	9/18/21	Kenny Pickett	Western Michigan	23-31-1	382	6
6.	9/14/19	Kenny Pickett	@Penn State	35-51-0	372	0
7.	12/26/19	Kenny Pickett	vs. Eastern Michigan*	27-39-0	361	3
8.	11/14/19	Kenny Pickett	North Carolina	25-41-0	359	1
9.	11/30/19	Kenny Pickett	Boston College	30-40-1	323	0
10.	9/7/19	Kenny Pickett	Ohio	26-37-0	321	1
11.	11/17/18	Kenny Pickett	@Wake Forest	23-30-0	316	3
12.	11/12/16	Nathan Peterman	@Clemson	22-37-0	308	5

*Quick Lane Bowl (Detroit, Mich.)

CHART CLIMBER:

- ✓ Kenny Pickett ranks among the most prolific quarterbacks in Pitt history, evidenced by the Panthers' all-time career charts.
- ✓ Pickett ranks second in career total offense, passing yards and completions. He is quickly approaching those three school records held by Alex Van Pelt (1989-92).
- ✓ Pickett currently ranks fifth in career touchdown passes at Pitt.

PITT TOTAL OFFENSE IN A CAREER

No.	Name (Years)	Rush/Pass	Total
1.	Alex Van Pelt (1988-92)	(-119)/11,267	11,148
2.	Kenny Pickett (2017-)	689/9,326	10,015
3.	Tino Sunseri (2009-12)	1/8,590	8,591
4.	Tyler Palko (2002-06)	86/8,343	8,429
5.	Dan Marino (1979-82)	(-277)/8,597	8,320
6.	Rod Rutherford (2000-03)	885/6,724	7,609
7.	Tony Dorsett (1973-76)	6,526/0	6,526
8.	John Congemi (1983-86)	(-116)/6,467	6,351
9.	Nathan Peterman (2015-16)	518/5,142	5,660
10.	Bill Stull (2005-09)	(-188)/5,252	5,064

PITT PASSING YARDS IN A CAREER

No.	Name	Seasons	Yards
1.	Alex Van Pelt	1989-92	11,267
2.	Kenny Pickett	2017-	9,326
3.	Dan Marino	1979-82	8,597
4.	Tino Sunseri	2009-12	8,590
5.	Tyler Palko	2002-06	8,343
6.	Rod Rutherford	2000-03	6,724
7.	John Congemi	1983-86	6,467
8.	Bill Stull	2005-09	5,252
9.	Nathan Peterman	2015-16	5,142
10.	David Priestley	1999-2001	4,533

PITT PASS COMPLETIONS IN A CAREER

No.	Name	Seasons	Completions
1.	Alex Van Pelt	1989-92	867
2.	Kenny Pickett	2017-	809
3.	Tino Sunseri	2009-12	736
4.	Dan Marino	1979-82	693
5.	Tyler Palko	2002-06	645

PITT PASSING TOUCHDOWNS IN A CAREER

No.	Name	Seasons	TD Passes
1.	Dan Marino	1979-82	79
2.	Alex Van Pelt	1989-92	66
	Tyler Palko	2002-06	66
4.	Rod Rutherford	2000-03	60
5.	Kenny Pickett	2017-	54

PICKETT SETS RUSH TD RECORD:

- ✓ Kenny Pickett has 17 career rushing touchdowns, a record for a Pitt quarterback.
- ✓ Pickett eclipsed the prior mark held by Rick Trocano, who had 16 from 1977-80.
- ✓ In 2020, Pickett had a team-high eight rushing touchdowns, the most by a Pitt quarterback in a season since Billy Daniels had 10 in 1973.

PITT QB CAREER RUSHING TOUCHDOWNS

No.	Name	Seasons	TDs
1.	Kenny Pickett	2017-	17
2.	Rick Trocano	1977-80	16
3.	Billy Daniels	1972-74	14
4.	Fred Mazurek	1962-64	12
5.	Matt Cavanaugh	1974-77	11
	Dave Havern	1968, 1970-71	11

THROWING FOR 3,000:

- ✓ Kenny Pickett's 3,098 passing yards in 2019 marked the most at Pitt since 2012 and rank fourth on the school single-season list.
- ✓ Pickett is one of only five Pitt quarterbacks to throw for 3,000 yards in a season.

PITT PASSING YARDS IN A SEASON

No.	Name	Season	Yards
1.	Rod Rutherford	2003	3,679
2.	Tino Sunseri	2012	3,288
3.	Alex Van Pelt	1992	3,163
4.	Kenny Pickett	2019	3,098
5.	Tyler Palko	2004	3,067
6.	Tom Savage	2013	2,958
7.	Alex Van Pelt	1989	2,881
8.	Dan Marino	1981	2,876
9.	Tyler Palko	2006	2,871
10.	Nathan Peterman	2016	2,855

KENNY COMEBACKS:

- ✓ Kenny Pickett has five fourth-quarter comebacks for his career, the most by a Pitt quarterback in 50 years.
- ✓ Dave Havern also rallied the Panthers to five victories in the fourth quarter over the 1970 and 1971 seasons.
- ✓ In 2019, Pickett orchestrated three fourth-quarter comebacks, rallying the Panthers to victories over UCF (35-34), Duke (33-30) and Eastern Michigan in the Quick Lane Bowl (34-30).

THE JORDAN RULES:

- √ Wide receiver Jordan Addison leads the nation in touchdown catches with eight (tied with LSU's Kayshon Boutte and Fresno State's Jalen Cropper).
- √ The last time a Pitt player finished as the national leader in TD catches was 2003, when Larry Fitzgerald had a school-record 22. Fitzgerald was a unanimous All-American that year, winning the Walter Camp and Biletnikoff awards. He was the Heisman Trophy runner-up.
- √ Addison had a career-high three TD catches in each of the last two contests (Western Michigan and New Hampshire).
- √ Addison owns additional lofty national rankings in scoring (third, 12.0 points per game), total points (fourth, 48), total touchdowns (fourth, eight) and receiving yards (12th, 407 yards).

ADDISON EYEING MORE TDS:

- √ Jordan Addison already has eight touchdown catches in four games, the most by a Pitt player in a season since Jester Weah had 10 over 13 games in 2016.
- √ Since 2003, when Larry Fitzgerald had a school-record 22 TD catches, only three Pitt players have reached double-digit scoring receptions in a season: Weah (10, 2016), Dorin Dickerson (10, 2009) and Greg Lee (10, 2004).

DAZZLING DEBUT:

- √ As a freshman last season, Jordan Addison led Pitt in receptions (60), receiving yards (666) and receiving TDs (four). He paced the nation's freshmen in catches per game (6.0) and total catches.
- √ Addison became the first freshman to lead Pitt in receiving since Tyler Boyd in 2013. That year, Boyd paced Pitt in receptions (85), receiving yards (1,174) and receiving TDs (tied with seven).
- √ Addison was named a Freshman All-American by The Athletic, Rivals and 247Sports. He was Honorable Mention All-ACC and the ACC Rookie of the Year runner-up (behind Notre Dame running back Kyren Williams).

IMPRESSIVE COMPANY:

- √ Jordan Addison's 60 catches marked the third most ever by a Pitt freshman. Only Tyler Boyd (with a Pitt freshman-record 85 in 2013) and Larry Fitzgerald (69 in 2002) had more.

PITT ALL-TIME FRESHMAN RECEPTIONS LEADERS

No.	Name	Season	Rec.	Yards	Avg.	TDs
1.	Tyler Boyd	2013	85	1,174	13.8	7
2.	Larry Fitzgerald*	2002	69	1,005	14.6	12
3.	Jordan Addison	2020	60	666	11.1	4
4.	Antonio Bryant#	1999	51	844	16.5	6

* Won 2003 Biletnikoff Award as sophomore

Won 2000 Biletnikoff Award as sophomore

CENTURY RECEIVING GAMES:

- √ Under Pat Narduzzi, Pitt has produced 24 100-yard receiving performances.
- √ Pitt had two 100-yard receivers vs. Western Michigan (Sept. 18): Jordan Addison (124) and Jared Wayne (100). It was the first time Pitt had two 100-yard receivers in a game since Devin Street (166) and Tyler Boyd (154) at Duke on Sept. 21, 2013.
- √ Addison has logged 100-yard receiving efforts in each of the last two games. He had a career-high 179 on six catches (29.8 avg.) against New Hampshire last week.

100-YARD RECEIVERS UNDER PAT NARDUZZI

Date	Player	Opponent	Rec.-Yds.-TD
9/12/15	Tyler Boyd	@Iowa	10-131-1
11/21/15	Tyler Boyd	Louisville	10-103-1
10/1/16	Jester Weah	Marshall	7-176-1
11/5/16	Jester Weah	@Miami	3-115-1
11/12/16	Scott Orndoff	@Clemson	9-128-2
9/30/17	Jester Weah	Rice	5-137-1
10/7/17	Rafael Araujo-Lopes	@Syracuse	7-100-0
10/14/17	Jester Weah	NC State	7-106-1
11/18/17	Jester Weah	@Virginia Tech	4-104-0
11/17/18	Taysir Mack	@Wake Forest	3-105-1
9/7/19	Maurice Ffrench	Ohio	10-138-1
9/14/19	Taysir Mack	@Penn State	12-125-0
9/28/19	Taysir Mack	Delaware	5-124-1
11/14/19	Shocky Jacques-Louis	North Carolina	4-104-1
11/30/19	Jared Wayne	Boston College	6-100-0
12/26/19	Maurice Ffrench	vs. Eastern Michigan*	12-165-1
10/3/20	DJ Turner	NC State	8-186-0
10/17/20	Jordan Addison	@Miami	8-147-0
11/7/20	Jordan Addison	@Florida State	11-127-0
11/21/20	DJ Turner	Virginia Tech	15-184-1
9/11/21	Taysir Mack	@Tennessee	4-100-0
9/18/21	Jordan Addison	Western Michigan	6-124-3
9/18/21	Jared Wayne	Western Michigan	5-100-0
9/25/21	Jordan Addison	New Hampshire	6-179-3

Names in **bold** denote current players.

* Quick Lane Bowl (Detroit, Mich.)

TDS FOR THE TIGHT END:

- √ Tight end Lucas Krull has four touchdown catches on the season, trailing only Jordan Addison's team-high (and national-best) eight.
- √ Krull's four TD catches rank 11th nationally and third in the ACC.
- √ Krull had a career-high two touchdown receptions (2 and 24 yards) against Western Michigan. He became the first Pitt tight end to catch a TD in three consecutive games since Dorin Dickerson, who had a TD in five consecutive contests during his All-America 2009 season.
- √ Dickerson caught 10 touchdowns—a Pitt season record for a tight end—in 2009 and was a finalist for the prestigious John Mackey Award.
- √ In total, Krull has 13 catches for 148 yards (11.4 avg.) through four contests this season.

MACK ATTACK:

- ✓ Taysir Mack has compiled 122 receptions during his Pitt career to rank 14th in school annals.
- ✓ Mack has at least one catch in each of his last 25 game appearances for Pitt.

PITT RECEPTIONS IN A CAREER

No.	Name	Seasons	Rec.	Yards	Avg.
1.	Tyler Boyd	2013-15	254	3,361	13.2
2.	Devin Street	2010-13	202	2,901	14.4
3.	Latef Grim	1998-2000	178	2,680	15.1
4.	Antonio Bryant	1999-2001	173	3,061	17.7
5.	Larry Fitzgerald	2002-03	161	2,677	16.6
6.	Dietrich Jells	1991-95	160	3,003	18.8
7.	Mike Shanahan	2009-12	159	2,276	14.3
8.	Maurice Ffrench	2016-19	156	1,637	10.5
9.	Dwight Collins	1980-83	133	2,264	17.0
	Gordon Jones	1975-78	133	2,230	16.8
11.	Derek Kinder	2004-08	131	1,646	12.6
12.	Jon Baldwin	2008-10	128	2,337	18.3
13.	Greg Lee	2003-05	127	2,470	19.4
14.	Oderick Turner	2006-09	122	1,681	13.8
	Taysir Mack	2018-	122*	1,781	14.6
16.	Billy Davis	1991-94	120	1,680	14.0
17.	Steve Moyer	1969-71	117	1,271	10.9
18.	Jake Hoffart	1996-97	108	1,519	14.1
19.	Bob Longo	1965-67	106	1,621	15.3
20.	Lamar Slade	1999-2002	101	1,152	11.4
	Benjie Pryor	1977-80	101	1,267	12.5

*Total does not include Mack's 23 receptions at Indiana in 2017.

HIGHLY OFFENSIVE:

- ✓ In its 77-7 demolition of New Hampshire (Sept. 25), Pitt compiled a school-record 707 yards in total offense. It marked the first time in school history the Panthers eclipsed 700 yards.
- ✓ The prior record was 654 set against Virginia Tech in 2018.
- ✓ Pat Narduzzi's tenure has witnessed four of the top six most prolific offensive yardage performances in Pitt history.
- ✓ Pitt has eclipsed 600 yards only nine times in program history.
- ✓ Pitt flirted with the 600-yard mark in its 51-7 win over Massachusetts (Sept. 4), compiling 598 yards (223 rushing, 375 passing).

ALL-TIME PITT TOP TOTAL OFFENSE GAMES

No.	Date	Opponent	Rush	Pass	Total	Result
1.	9/25/21	New Hampshire	252	455	707	W, 77-7
2.	11/10/18	Virginia Tech	492	162	654	W, 52-22
3.	9/9/95	Eastern Michigan	315	333	648	W, 66-30
4.	10/25/97	@Rutgers	175	470	645	W, 55-48 (2OT)
5.	11/26/16	Syracuse	393	251	644	W, 76-61
6.	10/27/18	Duke	484	150	634	W, 54-45
7.	9/22/12	Gardner-Webb	229	397	626	W, 55-10
8.	10/15/88	Temple	279	336	615	W, 42-7
9.	10/18/75	@Army	530	80	610	W, 52-20

Entries in **bold** denote Pat Narduzzi-coached teams.

TDS BY THE "D":

- ✓ Pitt has scored 12 defensive touchdowns under Pat Narduzzi.
- ✓ The Pitt defense has scored 36 touchdowns since the 2000 season.
- ✓ The Panthers are 30-4 when scoring at least one defensive TD in a game since 2000.
- ✓ Under Narduzzi, the Panthers are 8-4 when scoring a defensive touchdown, including this season's 77-7 win over New Hampshire when Damarri Mathis had a 35-yard interception return.

PITT DEFENSIVE TOUCHDOWNS SINCE 2000

Date	Opponent	Player	Score
10/27/01	@Temple	Brian Guzek	80-yard fumble return
11/3/01	Virginia Tech	Shawntae Spencer	68-yard interception return
12/20/01	vs. NC State*	Tyre Young	16-yard fumble return
9/21/02	Rutgers	Gerald Hayes	8-yard fumble return
10/5/02	@Syracuse	Lewis Moore	2-yard fumble return
11/9/02	Temple	Claude Harriott	11-yard fumble return
10/25/03	Syracuse	Josh Lay	20-yard fumble return
9/11/04	Ohio	Malcolm Postell	42-yard interception return
9/25/04	Furman	Malcolm Postell	44-yard interception return
10/23/04	Rutgers	Josh Lay	82-yard interception return
12/4/04	@USF	Malcolm Postell	15-yard interception return
10/22/05	Syracuse	H.B. Blades	38-yard interception return
9/2/06	Virginia	Darrelle Revis	19-yard interception return
9/2/06	Virginia	Clint Session	78-yard interception return
9/8/06	@Cincinnati	Darrelle Revis	57-yard interception return
9/30/06	Toledo	Gus Mustakas	9-yard interception return
11/8/08	Louisville	Ricky Gary	3-yard fumble return
11/8/08	Louisville	Scott McKillop	18-yard interception return
12/6/08	@Connecticut	Greg Williams	20-yard interception return
9/12/09	@Buffalo	Greg Williams	50-yard fumble return
11/7/09	Syracuse	Greg Williams	51-yard interception return
10/16/10	@Syracuse	Ricky Gary	80-yard interception return
12/3/11	Syracuse	Antwuan Reed	20-yard fumble return
9/21/13	@Duke	Anthony Gonzalez	37-yard interception return
11/7/15	Notre Dame	Ejuan Price	32-yard fumble return
11/21/15	Louisville	Avonte Maddox	30-yard interception return
12/28/15	vs. Navy**	Jordan Whitehead	22-yard fumble return
9/17/16	@Okla. State	Matt Galambos	2-yard fumble return
10/1/16	Marshall	Avonte Maddox	33-yard interception return
10/15/16	@Virginia	Jordan Whitehead	59-yard interception return
11/26/16	Syracuse	Dane Jackson	20-yard interception return
9/16/17	Okla. State	Jason Pinnock	Fumble recovery in end zone
10/6/18	Syracuse	Dane Jackson	35-yard fumble return
10/5/19	@Duke	Paris Ford	26-yard interception return
11/7/20	@Florida State	Brandon Hill	50-yard interception return
9/25/21	New Hampshire	Damarri Mathis	35-yard interception return

Names in **bold** denote current players.

* Tangerine Bowl (Orlando, Fla.)

** Military Bowl (Annapolis, Md.)

PITT GAME NOTES AND ANECDOTES



ROOKIE ON THE RUN:

- √ Freshman Rodney Hammond Jr. had a career-high 100 yards on 17 carries (5.9 avg.) with three touchdowns in the Panthers' 77-7 win over New Hampshire (Sept. 25). It was Pitt's first 100-yard rushing performance of the season.
- √ Hammond became the first Pitt freshman to rush for 100 yards since V'Lique Carter, who had 137 against Duke on Oct. 27, 2018.
- √ Hammond also became the first Pitt freshman to rush for three TDs in a game since Dion Lewis had three against Cincinnati on Dec. 5, 2009.

100-YARD RUSHING GAMES:

- √ Under Pat Narduzzi, Pitt has produced 28 100-yard rushing performances.
- √ Pitt is 18-7 under Narduzzi when it has at least one 100-yard rusher in a game.

100-YARD RUSHERS UNDER PAT NARDUZZI

Date	Player	Opponent	Att.-Yds.-TD
9/5/15	Qadree Ollison	Youngstown State	16-207-1
10/3/15	Qadree Ollison	@Virginia Tech	19-122-1
10/24/15	Qadree Ollison	@Syracuse	23-103-2
11/14/15	Qadree Ollison	@Duke	26-111-1
11/21/15	Qadree Ollison	Louisville	28-152-1
11/27/15	Darrin Hall	Miami	12-103-1
9/10/16	James Conner	Penn State	22-117-1
9/17/16	James Conner	@Oklahoma State	24-111-1
9/24/16	Quadree Henderson	@North Carolina	9-107-0
10/27/16	James Conner	Virginia Tech	19-141-3
11/12/16	James Conner	@Clemson	20-132-1
11/19/16	James Conner	Duke	14-101-2
11/26/16	James Conner	Syracuse	19-115-2
11/26/16	Quadree Henderson	Syracuse	5-103-1
10/21/17	Darrin Hall	@Duke	24-254-3
10/28/17	Darrin Hall	Virginia	25-111-1
11/9/17	Darrin Hall	North Carolina	23-121-4
9/8/18	Qadree Ollison	Penn State	21-119-1
10/6/18	Qadree Ollison	Syracuse	24-192-1
10/6/18	Darrin Hall	Syracuse	17-107-2
10/27/18	Qadree Ollison	Duke	18-149-1
10/27/18	V'Lique Carter	Duke	7-137-2
11/2/18	Darrin Hall	@Virginia	19-229-3
12/31/18	Darrin Hall	vs. Stanford*	16-123-1
9/28/19	Todd Sibley Jr.	Delaware	22-106-0
10/18/19	A.J. Davis	@Syracuse	16-103-1
12/10/20	Vincent Davis	@Georgia Tech	25-247-1
9/25/21	Rodney Hammond Jr.	New Hampshire	17-100-3

Names in **bold** denote current players.

* Sun Bowl (El Paso, Texas)

RUSH HOUR:

- √ Under Pat Narduzzi, the Panthers have rushed for at least 200 yards on 26 occasions. Pitt is 20-6 in those contests.
- √ During that span, the Panthers have seven games with at least 300 rushing yards and are 7-0 in those outings. Pitt is 2-0 when reaching the 400-yard rushing milestone under Narduzzi.
- √ Pitt has eclipsed 200 yards rushing twice this season: wins over Massachusetts (223) and New Hampshire (252).

PITT 200-YARD RUSHING GAMES UNDER PAT NARDUZZI

Date	Opponent	Att.	Yds.	Avg.	Result
9/5/15	Youngstown State	43	325	7.6	W, 45-37
10/17/15	@Georgia Tech	43	200	4.7	W, 31-28
11/14/15	@Duke	58	268	4.6	W, 31-13
11/21/15	Louisville	45	244	5.4	W, 45-34
9/10/16	Penn State	56	341	6.1	W, 42-39
9/17/16	@Oklahoma State	54	290	5.4	L, 38-45
9/24/16	@North Carolina	55	281	5.1	L, 36-37
10/1/16	Marshall	41	252	6.1	W, 43-27
10/8/16	Georgia Tech	42	215	5.1	W, 37-34
10/15/16	@Virginia	49	209	4.3	W, 45-31
11/19/16	Duke	40	224	5.6	W, 56-14
11/26/16	Syracuse	40	393	9.8	W, 76-61
9/2/17	Youngstown State	53	208	3.9	W, 28-21 (OT)
10/21/17	@Duke	57	336	5.9	W, 24-17
11/9/17	North Carolina	45	267	5.9	L, 31-34
9/1/18	Albany	37	238	6.4	W, 33-7
9/8/18	Penn State	52	245	4.7	L, 6-51
9/22/18	@North Carolina	36	228	6.3	L, 35-38
10/6/18	Syracuse	47	265	5.6	W, 44-37 (OT)
10/27/18	Duke	52	484	9.3	W, 54-45
11/2/18	@Virginia	42	254	6.0	W, 23-13
11/10/18	Virginia Tech	36	492	13.7	W, 52-22
12/31/18	vs. Stanford*	42	208	4.9	L, 13-14
12/10/20	@Georgia Tech	54	317	5.9	W, 34-20
9/4/21	Massachusetts	41	223	5.4	W, 51-7
9/25/21	New Hampshire	49	252	5.1	W, 77-7

* Sun Bowl (El Paso, Texas)

Entries in **bold** denote 2021 season

RUSHING FOR A GRAND:

- √ Since 2015, Pat Narduzzi has had four 1,000-yard rushing efforts under his watch at Pitt: Qadree Ollison (2015 and 2018), James Conner (2016) and Darrin Hall (2018).
- √ Ollison and Hall became the first Pitt tandem to rush for 1,000 yards in the same season (2018).

PITT 1,000-YARD RUSHERS UNDER PAT NARDUZZI

Year	Name	Att.	Yards	Avg.	TD
2015	Qadree Ollison	212	1,121	5.3	11
2016	James Conner	216	1,092	5.1	16
2018	Qadree Ollison	194	1,213	6.3	11
2018	Darrin Hall	153	1,144	7.5	10

TD PASSES BY NON-QBS:

- ✓ In Pitt's 41-34 victory at Tennessee (Sept. 11), wide receiver Jared Wayne threw a 16-yard touchdown to tight end Lucas Krull. The score gave Pitt a 14-13 lead in the second quarter, erasing a 10-0 deficit.
- ✓ It was the Panthers' first touchdown pass thrown by a non-quarterback since Sept. 21, 2019, when receiver Aaron Mathews threw three yards to quarterback Kenny Pickett for the winning score in a 35-34 victory over UCF. That play has been immortalized as the "Pitt Special."
- ✓ Since 1969, a non-quarterback has thrown a touchdown pass on 17 occasions for the Panthers.

TD PASSES THROWN BY NON-QUARTERBACKS: 1969-PRESENT

Date	Opponent	Passer (Pos.)	Receiver (Yards)
9/24/77	@Temple	Elliott Walker (RB)	Willie Taylor (14)
10/8/77	@Florida	Jo Jo Heath (RB)	Willie Taylor (34)
10/18/80	West Virginia	Dwight Collins (WR)	Willie Collier (50)
9/27/86	West Virginia	Bill Osborn (WR)	Vernon Kirk (39)
9/2/87	@BYU	Craig Heyward (RB)	Bill Osborn (17)
11/24/90	@Penn State	Darnell Dickerson* (WR)	Olanda Truitt (63)
10/7/99	Syracuse	Kevan Barlow (RB)	Latef Grim (13)
11/24/01	@West Virginia	Marcus Furman (RB)	Kris Wilson (13)
11/1/03	@Boston College	Jawan Walker (RB)	Larry Fitzgerald (35)
9/23/06	The Citadel	Darrell Strong (TE)	LaRod Stephens-Howling (30)
11/25/06	Louisville	Derek Kinder (WR)	Oderick Turner (21)
10/27/07	@Louisville	Darrell Strong (TE)	LeSean McCoy (27)
9/17/11	@Iowa	Ronald Jones (WR)	Cameron Saddler (30)
10/26/11	Connecticut	Ronald Jones (WR)	Devin Street (14)
11/18/17	@Virginia Tech	Ryan Winslow (P)	Nathan Bossory (15)
9/21/19	UCF	Aaron Mathews (WR)	Kenny Pickett (3)
9/11/21	@Tennessee	Jared Wayne (WR)	Lucas Krull (16)

Names in **bold** denote current players.

* Dickerson, a QB during the 1987-89 seasons, played receiver in 1990.

DEFENSIVE NOTES

SACK MASTERS:

- ✓ Pitt ranks fifth nationally and second in the ACC with an average of 4.00 sacks per contest (16 total).
- ✓ Defensive end Habakkuk Baldonado leads the Panthers with 3.5 sacks, while linebacker Phil Campbell III is second with three.
- ✓ Pitt collected 46 total sacks last season, tied with Clemson for the most in the country. The Panthers compiled their total over 11 games, one fewer than the Tigers.
- ✓ The 2020 team's 46 sacks rank tied for ninth in Pitt history.
- ✓ Since the 2000 season (when the NCAA began tracking defensive statistics), the 2019 Pitt squad collected the most sacks with 51 over 13 contests.
- ✓ The Panthers collected 97 sacks over the 2019-20 seasons, the highest total in the nation over that span and Pitt's highest two-year total since 1986-87 (104).
- ✓ Pitt's heralded 1980 squad—which featured legendary defensive ends Hugh Green and Rickey Jackson—set a school record with an amazing 74 sacks in 12 games. Green (17) and Jackson (12) combined for 29 sacks themselves.

PITT MOST TEAM SACKS IN A SEASON

No.	Year	Games	Sacks	Sacks/Game
1.	1980	12	74	6.17
2.	1981	12	54.5	4.54
3.	1987	12	54	4.50
4.	1985	11	52	4.73
	1982	12	52	4.33
6.	2019	13	51	3.92
7.	1986	11	50	4.55
8.	2009	13	47	3.62
9.	2020	11	46	4.18
	1983	12	46	3.83
	1977	12	46	3.83
12.	1976	12	45	3.75
13.	2016	13	43	3.31
	2011	13	43	3.31
	1988	11	43	3.91

BRINGING HEAT:

- ✓ Under Pat Narduzzi, Pitt has collected at least five sacks in a game 18 times since 2015. The Panthers are 17-1 in those contests.
- ✓ Pitt had five sacks in each of its first two contests this year, a season-opening 51-7 victory over Massachusetts and 41-34 win at Tennessee.

PITT GAMES WITH AT LEAST FIVE SACKS 2015-PRESENT

Date	Opponent	Sacks	Yards Lost	Result
9/5/15	Youngstown State	6	38	W, 45-37
10/3/15	@Virginia Tech	7	57	W, 17-13
11/21/15	Louisville	7	58	W, 45-34
9/3/16	Villanova	6	58	W, 28-7
11/19/16	Duke	5	20	W, 56-14
9/1/18	Albany	5	33	W, 33-7
11/2/18	@Virginia	5	46	W, 23-13
9/7/19	Ohio	6	47	W, 20-10
9/21/19	UCF	6	35	W, 35-34
9/28/19	Delaware	6	30	W, 17-14
10/18/19	@Syracuse	9	60	W, 27-20
11/14/19	North Carolina	5	29	W, 34-27 (OT)
9/19/20	Syracuse	7	40	W, 21-10
9/26/20	Louisville	7	28	W, 23-20
10/10/20	@Boston College	6	62	L, 30-31 (OT)
11/7/20	@Florida State	7	50	W, 41-17
9/4/21	Massachusetts	5	34	W, 51-7
9/11/21	@Tennessee	5	34	W, 41-34

Entries in **bold** denote 2021 season

TALKIN' TFLs:

- ✓ Pitt has compiled 30 tackles for loss this season and rank 22nd nationally with an average of 7.5 per game.
- ✓ Defensive end Habakkuk Baldonado has a team-high five TFLs.
- ✓ In 2020, the Panthers led the nation in total TFLs with a school-record 111 over 11 games. The prior record was set by Pitt's 2002 squad, which compiled 110 TFLs over 13 games.

PITT MOST TEAM TFLs IN A SEASON

No.	Year	Games	TFLs	TFLs/Game
1.	2020	11	111	10.09
2.	2002	13	110	8.46
3.	2019	13	103	7.92
4.	2001	12	101	8.42
5.	2011	13	98	7.54
6.	2009	13	97	7.46
7.	2000	12	94	7.83
8.	2016	13	90	6.92
9.	2015	13	88	6.77
	1987	12	88	7.33

NOTE: Pitt TFL records began in 1981

GROUND DEFENSE:

- ✓ Pitt is yielding an average of 109.5 rush yards to rank 34th nationally (fourth in the ACC) this season.
- ✓ Pitt yielded only 93.5 rushing yards in 2020, the third-lowest ground output allowed in all of college football.
- ✓ Under Pat Narduzzi, Pitt has held a total of 28 opponents under the 100-yard rushing mark. Pitt is 22-6 in such games, including a 12-5 mark against ACC foes.

LOWEST PITT OPPONENT RUSHING UNDER PAT NARDUZZI

No.	Date	Opponent	Att. -Yds.	Avg.	Result
1.	11/21/15	Louisville	24-(-1)	(-0.04)	W, 45-34
2.	9/12/20	Austin Peay	22-1	(0.05)	W, 55-0
3.	10/3/15	@Virginia Tech	33-9	0.27	W, 17-13
4.	9/24/16	@North Carolina	22-18	0.82	L, 36-37
5.	11/19/16	Duke	22-25	1.14	W, 56-14
6.	10/10/20	@Boston College	41-30	0.73	L, 30-31 (OT)
7.	9/7/19	Ohio	29-35	1.21	W, 20-10
8.	9/12/15	@Akron	24-42	1.75	W, 24-7
	9/4/21	Massachusetts	27-42	1.56	W, 51-7
10.	9/28/19	Delaware	31-43	1.39	W, 17-14
11.	11/2/18	@Virginia	26-44	1.69	W, 23-13
12.	11/24/17	Miami	23-45	1.96	W, 24-14
13.	11/12/16	@Clemson	25-50	2.00	W, 43-42
14.	9/19/20	Syracuse	34-51	1.50	W, 21-10
	10/18/19	@Syracuse	34-51	1.50	W, 27-20
16.	9/3/16	Villanova	33-53	1.61	W, 28-7
17.	10/26/19	Miami	27-54	2.00	L, 12-16
18.	9/30/17	Rice	23-55	2.39	W, 42-10
19.	9/1/18	Albany	28-60	2.14	W, 33-7
20.	10/3/20	NC State	30-62	2.07	L, 29-30
21.	9/10/16	Penn State	31-74	2.39	W, 42-39
22.	10/21/17	@Duke	26-76	2.92	W, 24-17
23.	10/13/18	@Notre Dame	38-80	2.11	L, 14-19
24.	9/21/19	UCF	34-85	2.50	W, 35-34
25.	11/2/19	@Georgia Tech	29-86	2.97	W, 20-10
	10/15/16	@Virginia	26-86	3.31	W, 45-31
27.	11/9/17	North Carolina	32-96	3.00	L, 31-34
28.	12/10/20	@Georgia Tech	29-98	3.37	W, 34-20

Entries in **bold** denote 2021 season

TOP TOTAL "D" PERFORMANCES:

- ✓ During Pat Narduzzi's tenure, Pitt has held an opponent under 250 yards 15 times. Pitt is 13-2 in those contests, including 6-1 against ACC foes.

PITT TOP TOTAL DEFENSE GAMES UNDER PAT NARDUZZI

No.	Date	Opponent	Rush	Pass	Total	Result
1.	10/3/15	@Virginia Tech	9	91	100	W, 17-13
2.	9/12/15	@Akron	42	63	105	W, 24-7
3.	9/12/20	Austin Peay	1	136	137	W, 55-0
4.	9/25/21	New Hampshire	100	60	160	W, 77-7
5.	9/28/19	Delaware	43	127	170	W, 17-14
6.	9/19/20	Syracuse	51	120	171	W, 21-10
7.	9/3/16	Villanova	53	119	172	W, 28-7
8.	11/2/19	@Georgia Tech	86	108	194	W, 20-10
9.	10/26/19	Miami	54	154	208	L, 12-16
	12/31/18	vs. Stanford*	103	105	208	L, 13-14
11.	9/4/21	Massachusetts	42	167	209	W, 51-7
12.	9/7/19	Ohio	35	177	212	W, 20-10
13.	9/26/20	Louisville	116	107	223	W, 23-20
14.	11/24/17	Miami	45	187	232	W, 24-14
15.	11/2/18	@Virginia	44	205	249	W, 23-13

Entries in **bold** denote 2021 season

* Sun Bowl (El Paso, Texas)

SPECIAL TEAMS NOTES

NO DEPOSIT, NO RETURN:

- ✓ Punter Kirk Christodoulou has surrendered only three return yards this year (against New Hampshire).
- ✓ Christodoulou is averaging 41.9 yards on 14 punts. Seven of his punts have resulted in a fair catch and five have been placed inside the 20.

AUSTRALIAN PUNTER PIPELINE:

- ✓ Kirk Christodoulou is the latest Australian punter to make an impact on the American game of football.
- ✓ Christodoulou worked with the renowned Prokick Australia program that has produced many successful collegiate and NFL punters.
- ✓ Christodoulou graduated from Balwyn High School in December 2015 and spent the ensuing year training with Prokick. He enrolled at Pitt in January 2017.
- ✓ Prokick Australia's "exports" include Minnesota Vikings punter Jordan Berry, the San Francisco 49ers' Mitch Wishnowsky, the Seattle Seahawks' Michael Dickson as well as the Houston Texans' Cameron Johnston.

SCARTON'S SUPER DAY:

- ✓ Pitt's new kicker, sophomore Sam Scarton, was perfect on seven placements for a career-high 11 points in the Panthers' 41-34 win at Tennessee (Sept. 11). Scarton was 5 for 5 on extra points and 2 for 2 on field goals (38 and 27 yards).
- ✓ Scarton ranks second for the Panthers in scoring with 32 points, converting each of his three field goals and 23-of-25 extra points.

PITT GAME NOTES AND ANECDOTES



RETURN GAME TOUCHDOWNS:

- ✓ Since the 2000 season, Pitt has 26 kick returns for touchdowns (13 on kickoffs and 13 on punts). Fourteen of those TDs have occurred during Pat Narduzzi's tenure.
- ✓ Most recently, running back Todd Sibley Jr. returned his own blocked punt for an 11-yard touchdown in the 2020 Austin Peay opener.

PITT KICKOFF RETURN TDs SINCE 2000

Date	Opponent	Player	Yards
9/23/00	Rutgers	Torrie Cox	86
9/18/04	Nebraska	Marcus Furman	96
9/9/05	@Ohio	LaRod Stephens-Howling	95
11/3/05	@Louisville	Terrell Allen	97
10/13/06	@UCF	Lowell Robinson	97
10/15/11	Utah	Buddy Jackson	98
9/5/15	YSU	Avonte Maddox	89
12/28/15	vs. Navy*	Quadree Henderson	100
9/3/16	Villanova	Quadree Henderson	96
10/15/16	@Virginia	Quadree Henderson	93
11/5/16	@Miami	Quadree Henderson	100
9/1/18	Albany	Maurice Ffrench	91
10/13/18	@Notre Dame	Maurice Ffrench	99

* Military Bowl (Annapolis, Md.)

PITT PUNT RETURN TDs SINCE 2000

Date	Opponent	Player	Yards
12/26/02	Oregon State*	Shawn Robinson	66
10/8/05	Cincinnati	Darrelle Revis	79
11/16/06	West Virginia	Darrelle Revis	73
10/15/11	Utah+	Antwan Reed	10 (BLK)
10/13/12	Louisville\$	Todd Thomas	41 (BLK)
12/26/13	Bowling Green#	Tyler Boyd	54
9/19/15	@Iowa%	Pat Amara Jr.	28 (BLK)
11/19/16	Duke	Quadree Henderson	65
9/23/17	@Georgia Tech	Quadree Henderson	80
10/28/17	Virginia	Quadree Henderson	75
9/29/18	@UCF	Rafael Araujo-Lopes	86
9/21/19	UCF^	Wendell Davis	18 (BLK)
9/12/20	Austin Peay**	Todd Sibley Jr.	11 (BLK)

Names in **bold** denote current players.

* Insight Bowl (Phoenix, Ariz.)

+ Antwan Reed returned blocked punt by Andrew Taglianetti for TD

\$ Todd Thomas recovered his own blocked punt in end zone

Little Caesars Pizza Bowl (Detroit, Mich.)

% Pat Amara Jr. returned blocked punt by Ryan Lewis for TD

^ Wendell Davis returned blocked punt by Aaron Mathews for TD

** Todd Sibley Jr. returned his own blocked punt for TD

BLOCK PARTY:

- ✓ Since the 2000 season, Pitt has blocked 59 kicks overall. That total includes 14 blocks under Pat Narduzzi (since 2015).
- ✓ Three current Pitt players have a blocked punt to their credit: linebacker Wendell Davis, linebacker John Petrishen and running back Todd Sibley Jr.

PITT'S BLOCKED KICKS SINCE 2000

Date	Opponent	Player	Type
9/2/00	Kent State	Ryan Smith	Field Goal
9/23/00	Rutgers	Mark Ponko	Punt
11/24/00	West Virginia	Mark Ponko	Field Goal
9/27/01	Miami (Fla.)	Torrie Cox	Punt
10/27/01	@Temple	Jay Junko	Punt
8/31/02	Ohio	Lewis Moore	Field Goal
10/26/02	Boston College	Brian Guzek	Field Goal
11/9/02	Temple	Shawntae Spencer	Punt
11/21/02	@Miami (Fla.)	Shawntae Spencer	Punt
9/6/03	Kent State	Sam Bryant	Punt
10/18/03	@Rutgers	J.J. Horne	PAT
10/25/03	Syracuse	H.B. Blades	Punt
11/22/03	@Temple	Claude Harriott	Punt
9/11/04	Ohio	Keith Malley	Punt
11/25/04	West Virginia	J.J. Horne	Field Goal
10/8/05	Cincinnati	Adam Gunn	Punt
11/12/05	Connecticut	Darrelle Revis	Field Goal*
11/12/05	Connecticut	Adam Gunn	Punt
11/4/06	@USF	H.B. Blades	Field Goal
11/25/06	Louisville	H.B. Blades	Field Goal
9/8/07	Grambling	Brian Kaiser	Punt
9/15/07	@Michigan State	Tommie Duhart	Field Goal
9/29/07	@Virginia	Joe Clermond	PAT
10/27/07	@Louisville	John Malecki	Field Goal
8/30/08	Bowling Green	Greg Romeus	PAT
9/6/08	Buffalo	Tommie Duhart	Field Goal
9/20/08	Iowa	Andrew Taglianetti	Punt
10/2/08	@USF	Aaron Berry	Field Goal
10/25/08	Rutgers	Greg Romeus	2 PATs
11/1/08	@Notre Dame	Andrew Taglianetti	Punt
11/22/08	@Cincinnati	Greg Williams	Field Goal
11/22/08	@Cincinnati	Andrew Taglianetti	Punt
12/6/08	@Connecticut	Mike Toerper	Punt
9/26/09	@NC State	Chas Alecxih	Field Goal
11/14/09	Notre Dame	Greg Romeus	PAT
12/05/09	Cincinnati	Nate Nix	Punt
9/2/10	@Utah	Antwan Reed	Punt
11/20/10	@USF	Andrew Taglianetti	Punt
1/8/11	vs. Kentucky	Andrew Taglianetti	Punt%
10/15/11	Utah	Andrew Taglianetti	Punt#
10/13/12	Louisville	Todd Thomas	Punt\$
11/23/13	@Syracuse	Aaron Donald	PAT
10/4/14	@Virginia	Dontez Ford	Punt
1/2/15	vs. Houston	Team	PAT!
9/19/15	@Iowa	Ryan Lewis	Punt+
10/10/15	Virginia	Ejuan Price	PAT
10/17/15	@Georgia Tech	Shakir Soto	Field Goal
10/29/15	North Carolina	Quintin Wirginis	Punt
12/28/15	vs. Navy	Avonte Maddox	PAT**
9/17/16	@Oklahoma State	George Aston	Punt
11/26/16	Syracuse	Ejuan Price	PAT
12/28/16	vs. Northwestern	Chawntez Moss	Punt***
9/2/17	Youngstown State	James Folston Jr.	Punt
10/21/17	@Duke	Alex Bookser	Field Goal
9/21/19	UCF	Aaron Mathews	Punt^
9/28/19	Delaware	Wendell Davis	Punt
9/12/20	Austin Peay	Todd Sibley Jr.	Punt^^
11/28/20	@Clemson	John Petrishen	Punt

Names in **bold** denote current players.

* returned 71 yards for a TD by Bernard "Josh" Lay

% BBVA Compass Bowl (Birmingham, Ala.)

returned 10 yards for a TD by Antwan Reed

\$ recovered in end zone for a TD by Todd Thomas

! Lockheed Martin Armed Forces Bowl (Fort Worth, Texas)

+ returned 28 yards for a TD by Pat Amara Jr.

** Military Bowl (Annapolis, Md.)

*** Pinstripe Bowl (Bronx, N.Y.)

^ returned 18 yards for a TD by Wendell Davis

^^ returned 11 yards for a TD by Todd Sibley Jr.

JORDAN ADDISON—WIDE RECEIVER

- √ Biletnikoff Award Watch List

CAL ADOMITIS—LONG SNAPPER

- √ Allstate AFCA Good Works Team
- √ Patrick Mannely Award Watch List
- √ Wuerffel Trophy Watch List

DESLIN ALEXANDRE—DEFENSIVE END

- √ Lott IMPACT Trophy Watch List
- √ Wuerffel Trophy Watch List

CAM BRIGHT—LINEBACKER

- √ Reese's Senior Bowl Watch List

KIRK CHRISTODOULOU—PUNTER

- √ Ray Guy Award Watch List
- √ NFLPA Collegiate Bowl "Big Board"

SIRVOCEA DENNIS—LINEBACKER

- √ Rotary Lombardi Award Watch List

BRANDON HILL—SAFETY

- √ ACC Co-Defensive Back of the Week (Tennessee)
- √ Honorable Mention Thorpe Award Player of the Week (Tennessee)

CALIJAH KANCEY—DEFENSIVE TACKLE

- √ Pro Football Focus National Team of the Week (UMass)
- √ Bednarik Award Watch List
- √ Bronko Nagurski Trophy Watch List
- √ Rotary Lombardi Award Watch List

LUCAS KRULL—TIGHT END

- √ John Mackey Tight End of the Week (Western Michigan)
- √ John Mackey Award Watch List
- √ Reese's Senior Bowl Watch List

DAMARRI MATHIS—CORNERBACK

- √ Reese's Senior Bowl Watch List

KENNY PICKETT—QUARTERBACK

- √ Davey O'Brien Award "Great 8" (Tennessee)
- √ Johnny Unitas Golden Arm Award Watch List
- √ Manning Award Watch List
- √ Maxwell Award Watch List
- √ Reese's Senior Bowl Watch List
- √ NFLPA Collegiate Bowl "Big Board"

CARTER WARREN—OFFENSIVE TACKLE

- √ Reese's Senior Bowl Watch List
- √ NFLPA Collegiate Bowl "Big Board"

KEY CONTRIBUTORS: OFFENSE



— QUARTERBACKS —

8




QB

Kenny Pickett
SR+ • 6-3 • 220

- 43 career games with 40 starts
- 2021: 98-of-132 (74%) for 1,342 yards with 15 TD in 4 games and just 1 INT
- 2nd in FBS in TD Passes (15), Efficiency (195.6)
- Career: 9,326 pass yards, 54 TD, 26 INT
- 2nd in Pitt history in total offense (10,015)
- 2nd in Pitt history in pass yards (9,326)
- 6 career game-winning drives in 4Q/OT
- Upset No. 2 Miami in first start (11/24/17)

12



QB

Nick Patti
JR* • 6-3 • 220

- 11 career games with 1 start
- 2021: 11-of-12 (92%), 130 yards, 1 rush TD
- Career: 6 total TD (3 pass, 3 rush), 1 INT
- Started for an injured Pickett against Delaware on Sept. 28, 2019
- Completed 23-of-37 passes for 271 yards with 2 TD, 1 INT in the 17-14 Pitt win
- Ran for 2 TD at Florida State in 2020

— RUNNING BACKS —

22




RB

Vincent Davis
JR • 5-8 • 175

- 26 career games with 12 starts
- 2021: 153 yards on 43 carries, 2 TD
- 2020: 632 yards on 143 carries, 6 TD
- Career game at Georgia Tech in 2020, rushing for 247 yards, 1 TD on 25 carries
- 2019: 314 yards on 61 carries, 5 TD
- 14 career TD (13 rushing, 1 receiving)
- Led Cardinal Gibbons to Florida 5A title

21



RB

A.J. Davis Jr.
SR+ • 6-0 • 225

- 40 career games with 10 starts
- 2021: 44 yards (21 rush, 23 rec), 1 TD
- 2020: 266 yards on 61 carries, 1 TD
- Career: 991 yards on 238 carries, 7 TD
- Posted career-high 103 rushing yards with a TD at Syracuse in 2019
- Heavily recruited RB from Lakeland, FL
- 2017 Under Armour HS All-American

2



RB

Israel Abanikanda
SO • 5-11 • 215

- 11 career games played
- 2021: 147 yards on 33 carries, 2 TD
- 2020: 95 yards on 28 carries, 2 total TD
- 15-yard TD catch at BC in 2020
- Standout prep player from Brooklyn
- 2019 N.Y. Gatorade Player of the Year
- Also was a standout sprinter in H.S. at Abraham Lincoln

— WIDE RECEIVERS —

3



WR

Jordan Addison
SO • 6-0 • 175

- 14 career games with 12 starts
- 2021: 23 catches for 407 yards, 8 TD
- Has a TD in every game so far in 2021
- Leads the FBS with 8 receiving TDs
- 2020: 60 receptions for 666 yards, 4 TD
- Career-best 179 yards vs. New Hampshire in 2021
- Career-best 11 catches at FSU in 2020
- Named a 2020 Freshman All-American by The Athletic, Rivals and 247Sports

11




WR

Taysir Mack
SR+ • 6-2 • 190

- Fourth season at Pitt; Indiana transfer
- 48 career games with 31 starts (inc. IU)
- 2021: 11 catches for 183 yards, 1 TD
- 4 100-yard games at Pitt (last at Tenn.)
- 2020: 23 catches for 305 yards, 2 TD
- 2019: 63 catches for 736 yards, 3 TD
- Game-winning TD in Quick Lane Bowl
- 2018: 25 catches for 557 yards, 1 TD
- 22.3 yards/catch (2nd in FBS) in 2018

5



WR

Jared Wayne
JR • 6-3 • 210

- 19 career games with 8 starts
- 2021: 14 catches for 211 yards
- Threw 16-yr TD pass at Tennessee
- 2 career 100-yard games (last vs. WMU)
- 2020: 21 catches for 326 yards with 1 TD
- Native of Peterborough, Ontario, Canada who attended H.S. in Clearwater, Fla.
- Father, Patrick, played LB in the CFL

18



WR

Shocky Jacques-Louis
SR • 6-0 • 190

- 36 career games with 22 starts
- 2021: 8 catches for 89 yards, 1 TD; also tallied 5 rushes for 28 yards
- 2020: 26 receptions for 327 yards
- 2019: 23 catches, 348 yards, 2 TD; also rushed for 83 yards on 13 carries
- Career-high 104 yards on four catches vs. UNC in 2019, including 74-yard TD

— TIGHT END —

7




TE

Lucas Krull
SR+ • 6-6 • 260

- 30 career games; Florida grad transfer
- 2021: 13 catches for 148 yards, 4 TD
- TD catch in each of Pitt's first 3 games
- Started college football career at Florida before grad transferring to Pitt in 2020
- Played baseball at Jefferson College (Mo.)
- Drafted by the SF Giants in the 2018 MLB Draft (34th round) as a pitcher

OFFENSIVE LINE

77



LT

Carter Warren
SR* • 6-5 • 315

- 25 career starts at LT
- Former Conway Award winner as most improved player in spring 2019

55




LG

Marcus Minor
SR* • 6-4 • 325

- Grad transfer (Maryland)
- 30 career games, 21 starts
- Three-time Academic All-Big Ten honoree

60




C

Owen Drexel
SR* • 6-3 • 310

- 12 career games, 4 starts
- Served as reserve center for two seasons behind perennial All-ACC pick Jimmy Morrissey

53



RG

Jake Kradel
JR* • 6-3 • 305

- 24 games, 19 total starts
- Started at OC vs. UNH (9/25)
- All-ACC Academic Team
- All-State honoree at nearby Butler Senior H.S.

57



RT

Gabe Houy
SR* • 6-6 • 325

- 31 games with 19 starts
- Has started at both RG, RT
- All-ACC Academic Team
- Pittsburgh native from nearby Upper St. Clair H.S.

KEY CONTRIBUTORS: DEFENSE










DEFENSIVE LINE

<p>87</p>  <p>DE 10</p> <p>'Haba' Baldonado JR* • 6-5 • 260</p> <ul style="list-style-type: none"> • 22 career games, 4 starts • 2021: 5 TFL, 3.5 sacks • Career: 10.5 TFL, 7.5 sacks • Native of Rome, Italy 	<p>10</p>  <p>DT 8</p> <p>Keyshon Camp SR+ • 6-4 • 290</p> <ul style="list-style-type: none"> • 28 career games, 18 starts • Sack, FF, FR at Tenn. • Career: 5 TFL, 3.5 sacks • Sixth-year 'super' senior 	<p>8</p>  <p>DT 6</p> <p>Calijah Kancey SO* • 6-0 • 275</p> <ul style="list-style-type: none"> • 16 career games, 8 starts • Career: 10 TFL, 3.5 sacks • 2020 Freshman All-America (FWAA, Rivals, The Athletic) 	<p>6</p>  <p>DE 5</p> <p>John Morgan III JR* • 6-2 • 260</p> <ul style="list-style-type: none"> • 31 career games, 2 starts • Career: 12 TFL, 7 sacks • Served as top reserve DE each of the last two years 	<p>5</p>  <p>DE</p> <p>Deslin Alexandre SR* • 6-4 • 285</p> <ul style="list-style-type: none"> • 40 games with 17 starts • Career: 20 TFL, 9 sacks • Started every game in '19 after Rashad Weaver injury
---	---	--	--	--

LINEBACKERS

<p>38</p>  <p>LB</p> <p>Cam Bright SR* • 6-0 • 220</p> <ul style="list-style-type: none"> • 42 career games, 16 starts • 2021: 18 tackles, 1 TFL • Career: 146 tackles, 19.5 TFL, 5.5 sacks, 3 FF, 2 FR 	<p>7</p>  <p>LB</p> <p>SirVocea Dennis JR • 6-1 • 230</p> <ul style="list-style-type: none"> • 21 career games, 5 starts • Team-high 22 stops, 1 TFL • 2020 Third Team All-ACC • Career: 80 tackles, 15.5 TFL 	<p>24</p>  <p>LB</p> <p>Phil Campbell III SR+ • 6-1 • 220</p> <ul style="list-style-type: none"> • 48 career games, 25 starts • 2021: 18 tackles, 3.5 TFL • Career: 159 tackles, 18.5 TFL, 13 sacks, 1 INT, 2 FF
<p>0</p>  <p>LB</p> <p>John Petrishen SR+ • 6-1 • 225</p> <ul style="list-style-type: none"> • Seventh-year player in his third season at Pitt • 2021: 18 tackles, 2 sacks • Career: 40 tackles, 6 TFL 	<p>20</p>  <p>LB</p> <p>Wendell Davis JR* • 6-2 • 240</p> <ul style="list-style-type: none"> • 22 career games, 3 starts • 2021: 15 tackles, 3.5 TFL • Blocked punt return TD vs. UCF in 2019 	<p>36</p>  <p>LB</p> <p>Chase Pine SR+ • 6-3 • 250</p> <ul style="list-style-type: none"> • 49 career games, 11 starts • Started final 9 games at MLB for Pitt in 2020 • Career: 98 tackles, 13.5 TFL

DEFENSIVE BACKS / PUNTER

<p>21</p>  <p>CB</p> <p>Damarri Mathis SR* • 5-11 • 195</p> <ul style="list-style-type: none"> • 40 career games, 16 starts • 2021: 9 total tackles • 35-yd INT return TD vs. UNH • Career: 4 INT, 14 PBU 	<p>31</p>  <p>FS</p> <p>Erick Hallett II JR* • 5-11 • 195</p> <ul style="list-style-type: none"> • 26 career games, 9 starts • FF, FR vs. UMass • 2021: 17 total tackles • Career: 2 INT, 8 PBU 	<p>9</p>  <p>SS</p> <p>Brandon Hill SO* • 5-11 • 195</p> <ul style="list-style-type: none"> • 18 career games, 6 starts • 2021: 20 tackles, 1 INT • Key INT in 4Q at Tenn. • 50-yd INT return TD (FSU, 2020) 	<p>14</p>  <p>CB</p> <p>Marquis Williams JR* • 5-9 • 175</p> <ul style="list-style-type: none"> • 26 career games, 12 starts • 2021: 8 tackles, 1 PBU • Career: 2 INT, 5 PBU • Uncle Tyrone Carter won 1999 Thorpe Award
<p>15</p>  <p>FS</p> <p>Rashad Battle SO • 6-3 • 205</p> <ul style="list-style-type: none"> • 15 career games in reserve • 2021: 9 tackles • Played CB in 2020 	<p>98</p>  <p>P</p> <p>Kirk Christodoulou SR* • 6-1 • 225</p> <ul style="list-style-type: none"> • 42 games played as Pitt P • 2021: 41.9 yards/punt • 2020: 44.7 yards/punt 	<p>25</p>  <p>CB</p> <p>A.J. Woods JR • 5-11 • 190</p> <ul style="list-style-type: none"> • 25 career games, 3 starts • 2021: 4 tackles, 1 PBU • 1 INT (at FSU in 2020) 	

PITT CAREER HIGHS: OFFENSE



QUARTERBACKS

#8 KENNY PICKETT SR+

• **Pickett Career Highs**
Pass Yards: 411 vs. NC State (10-3-20)
Completions: 35, twice, last vs. Va. Tech (11-21-20)
Attempts: 52 vs. Va. Tech (11-21-20)
Pass TDs: 6 vs. Western Michigan (9-18-21)
INTs: 4 at Clemson (11-28-20)
Long Completion: 96 vs. EMU (12-26-19)
Rush Yards: 76 vs. Duke (10-27-18)
Rush Attempts: 15 vs. NC State (10-3-20)
Rush TDs: 2, 3 times, last vs. NC State (10-3-20)
Long Rush: 30, twice, last vs. Miami (10-26-19)

#12 NICK PATTI JR*

• **Patti Career Highs**
Pass Yards: 271 vs. Delaware (9-28-19)
Completions: 23 vs. Delaware (9-28-19)
Attempts: 37 vs. Delaware (9-28-19)
Pass TDs: 2 vs. Delaware (9-28-19)
INTs: 1 vs. Delaware (9-28-19)
Long Completion: 48 vs. Delaware (9-28-19)
Rush Yards: 18 vs. UCF (9-21-19)
Rush Attempts: 5 at Florida State (11-7-20)
Rush TDs: 2 at Florida State (11-7-20)
Long Rush: 13 vs. Notre Dame (10-24-20)

RUNNING BACKS

#2 ISRAEL ABANIKANDA SO

• **Abanikanda Career Highs**
Rush Attempts: 13 vs. New Hampshire (9-25-21)
Rush Yards: 75 vs. New Hampshire (9-25-21)
Rush TDs: 1, three times, last vs. UNH (9-25-21)
Long Rush: 17 vs. New Hampshire (9-25-21)
Receptions: 4, twice, last vs. UNH (9-25-21)
Receiving Yards: 55 vs. New Hampshire (9-25-21)
Receiving TDs: 1 at BC (10-10-20)
Long Reception: 25 vs. New Hampshire (9-25-21)

#22 VINCENT DAVIS JR

• **V. Davis Career Highs**
Rush Attempts: 25 at Georgia Tech (12-10-20)
Rush Yards: 247 at Georgia Tech (12-10-20)
Rush TDs: 2 vs. Austin Peay (9-12-20)
Long Rush: 74 at Georgia Tech (12-10-20)
Receptions: 5, twice, last vs. Va. Tech (11-21-20)
Receiving Yards: 41 vs. Va. Tech (11-21-20)
Receiving TDs: 1 at Clemson (11-28-20)
Long Reception: 28 vs. Eastern Michigan (12-26-19)

#21 A.J. DAVIS SR+

• **A. Davis Career Highs**
Rush Attempts: 19 vs. North Carolina (11-14-19)
Rush Yards: 103 at Syracuse (10-18-19)
Rush TDs: 1, 7 times, last vs. UMass (9-4-21)
Long Rush: 31 vs. Va. Tech (11-21-20)
Receptions: 7 at Penn State (9-14-19)
Receiving Yards: 94 at Penn State (9-14-19)
Receiving TDs: 0
Long Reception: 59 vs. Virginia (8-31-19)

#9 RODNEY HAMMOND JR. FR

• **Hammond Career Highs**
Rush Attempts: 17 vs. New Hampshire (9-25-21)
Rush Yards: 100 vs. New Hampshire (9-25-21)
Rush TDs: 3 vs. New Hampshire (9-25-21)
Long Rush: 25 vs. New Hampshire (9-25-21)
Receptions: 1, twice, last vs. UNH (9-25-21)
Receiving Yards: 4 vs. New Hampshire (9-25-21)

#23 TODD SIBLEY JR. SR*

• **Sibley Career Highs**
Rush Attempts: 22 vs. Delaware (9-28-19)
Rush Yards: 106 vs. Delaware (9-28-19)
Rush TDs: 1 vs. Austin Peay (9-12-20)
Long Rush: 33 vs. Miami (10-26-19)
Receptions: 1, 3 times, last at Miami (10-17-20)
Receiving Yards: 16 vs. Delaware (9-28-19)

#40 DANIEL CARTER SO*

• **Carter Career Highs**
Rush Attempts: 4, twice, last vs. UMass (9-4-21)
Rush Yards: 20, twice, last vs. UMass (9-4-21)
Rush TDs: 1, twice, last vs. UMass (9-4-21)
Long Rush: 11 vs. UMass (9-4-21)

WIDE RECEIVERS

#3 JORDAN ADDISON SO

• **Addison Career Highs**
Receptions: 11 at Florida State (11-7-20)
Receiving Yards: 179 vs. New Hampshire (9-25-21)
Receiving TDs: 3, twice, last vs. UNH (9-25-21)
Long Reception: 75 (TD) vs. NC State (10-3-20)
Rush Attempts: 3 vs. Syracuse (9-19-20)
Rush Yards: 24 vs. Syracuse (9-19-20)

#11 TAYSIR MACK SR+

• **Mack Career Highs**
Receptions: 12 at Penn State (9-14-19)
Receiving Yards: 132 at Purdue (11-25-17)*
Receiving TDs: 2 vs. Charleston Southern (10-7-17)*
Long Reception: 63 (TD) at Wake Forest (11-17-18)
 *at Indiana

#18 SHOCKY JACQUES-LOUIS SR

• **Jacques-Louis Career Highs**
Receptions: 6 vs. Boston College (11-30-19)
Receiving Yards: 104 vs. North Carolina (11-14-19)
Receiving TDs: 1, three times, last vs. UNH (9-25-21)
Long Reception: 74 (TD) vs. North Carolina (11-14-19)
Rush Attempts: 4 vs. UMass (9-4-21)
Rush Yards: 39 vs. Penn State (9-8-18)
Rush TDs: 0
Long Rush: 38 vs. Penn State (9-8-18)

#5 JARED WAYNE JR

• **Wayne Career Highs**
Receptions: 6, twice, last vs. UMass (9-4-21)
Receiving Yards: 100, twice, last vs. WMU (9-18-21)
Receiving TDs: 1, twice, last vs. Syracuse (9-19-20)
Long Reception: 49 at Florida State (11-7-20)

#10 JAYLON BARDEN SO

• **Barden Career Highs**
Receptions: 5 vs. Va. Tech (11-21-20)
Receiving Yards: 68 vs. Austin Peay (9-12-20)
Receiving TDs: 1, twice, last vs. WMU (9-18-21)
Long Reception: 68 vs. Austin Peay (9-12-20)

TIGHT ENDS/FULLBACKS

#7 LUCAS KRULL SR+

• **Krull Career Highs**
Receptions: 5 vs. UMass (9-4-21)
Receiving Yards: 58 vs. UMass (9-4-21)
Receiving TDs: 2 vs. Western Michigan (9-18-21)
Long Reception: 30 vs. Charleston Southern (9-1-18)*
 *at Florida

#86 GAVIN BARTHOLOMEW FR

• **Bartholomew Career Highs**
Receptions: 3, twice, last vs. UNH (9-25-21)
Receiving Yards: 48 vs. New Hampshire (9-25-21)
Receiving TDs: 0
Long Reception: 24 vs. New Hampshire (9-25-21)

#28 KYI WRIGHT SO*

• **Wright Career Highs**
Receptions: 1, 3 times, last at Clemson (11-28-20)
Receiving Yards: 16 at Clemson (11-28-20)
Receiving TDs: 0
Long Reception: 16 at Clemson (11-28-20)

PLACEKICKERS

#91 SAM SCARTON SO*

• **Scarton Career Highs**
FG Made: 2 at Tennessee (9-11-21)
FG Attempted: 2 at Tennessee (9-11-21)
Long FG: 38 at Tennessee (9-11-21)
PATs Made: 9 vs. New Hampshire (9-25-21)
PATs Attempted: 9 vs. New Hampshire (9-25-21)
Points: 11 at Tennessee (9-11-21)
Kickoffs: 0
Touchbacks: 0

#90 BEN SAULS FR*

• **Sauls Career Highs**
FG Made: 0
FG Attempted: 0
Long FG: 0
PATs Made: 2 vs. UMass (9-4-21)
PATs Attempted: 2, twice, last vs. UNH (9-25-21)
Points: 2 vs. UMass (9-4-21)
Kickoffs: 12 vs. New Hampshire (9-25-21)
Touchbacks: 4, 4 times, last vs. UNH (9-25-21)

DEFENSIVE TACKLES

#10 KEYSHON CAMP SR+

• **Camp Career Highs**
Tackles: 6 at Georgia Tech (9-23-17)
TFLs: 2 vs. Albany (9-1-18)
Sacks: 2 vs. Albany (9-1-18)
Forced Fumbles: 1, twice, last at Tennessee (9-11-21)
Fumble Recoveries: 1 at Tennessee (9-11-21)

#8 CALIJAH KANCEY SO*

• **Kancey Career Highs**
Tackles: 5, twice, last vs. UMass (9-4-21)
TFLs: 2.5 vs. Syracuse (9-19-20)
Sacks: 1.5 vs. Syracuse (9-19-20)

#95 DEVIN DANIELSON JR*

• **Danielson Career Highs**
Tackles: 4 vs. NC State (10-3-20)
TFLs: 1, 4 times, last vs. Western Michigan (9-18-21)
Sacks: 1, 3 times, last vs. Western Michigan (9-18-21)

#2 DAVID GREEN JR*

• **Green Career Highs**
Tackles: 3, twice, last vs. Western Michigan (9-18-21)
TFLs: 1, twice, last at Tennessee (9-11-21)
Sacks: 1, twice, last at Tennessee (9-11-21)

#92 TYLER BENTLEY JR*

• **Bentley Career Highs**
Tackles: 3 at Miami (10-17-20)
TFLs: 1.5 at Miami (10-17-20)
Sacks: 0

DEFENSIVE ENDS

#5 DESLIN ALEXANDRE SR*

• **Alexandre Career Highs**
Tackles: 6, 3 times, last vs. EMU (12-26-19)
TFLs: 2, twice, last at Georgia Tech (12-10-20)
Sacks: 1.5 vs. UCF (9-21-19)
Fumble Recoveries: 1, twice, last vs. Syracuse (9-19-20)

#87 HABAKKUK BALDONADO JR*

• **Baldonado Career Highs**
Tackles: 7 vs. Western Michigan (9-18-21)
TFLs: 2.5 vs. Western Michigan (9-18-21)
Sacks: 2 at Tennessee (9-11-21)
Forced Fumbles: 1 at Tennessee (9-11-21)
Fumble Recoveries: 1, twice, last at Tennessee (9-11-21)

#6 JOHN MORGAN III JR*

• **Morgan Career Highs**
Tackles: 3, 3 times, last at Miami (10-17-20)
TFLs: 3, 3 times, last vs. UNH (9-25-21)
Sacks: 1, 7 times, last vs. UNH (9-25-21)

#50 DAYON HAYES SO

• **Hayes Career Highs**
Tackles: 2, twice, last vs. New Hampshire (9-25-21)
TFLs: 2 vs. Austin Peay (9-12-20)
Sacks: 2 vs. Austin Peay (9-12-20)

LINEBACKERS

#24 PHIL CAMPBELL III SR+

• **Campbell Career Highs**
Tackles: 10 at Boston College (10-10-20)
TFLs: 2.5 at Miami (10-17-20)
Sacks: 2, twice, last at Miami (10-17-20)
Interceptions: 1 vs. UCF (9-21-19)
Forced Fumbles: 1, twice, last at Penn State (9-14-19)
Fumble Recoveries: 1, twice, last at Clemson (11-28-20)

#38 CAM BRIGHT SR*

• **Bright Career Highs**
Tackles: 12 vs. Western Michigan (9-18-21)
TFLs: 3, twice, last vs. Va. Tech (11-21-20)
Sacks: 2 vs. Va. Tech (11-21-20)
Forced Fumbles: 1, 3 times, last vs. Syracuse (9-19-20)
Fumble Recoveries: 1, twice, last at Ga. Tech (11-2-19)

#7 SIRVOCEA DENNIS JR

• **Dennis Career Highs**
Tackles: 11 at Boston College (10-10-20)
TFLs: 4.5 at Boston College (10-10-20)
Sacks: 1.5 at Boston College (10-10-20)

#20 WENDELL DAVIS JR*

• **Davis Career Highs**
Tackles: 6 vs. Western Michigan (9-18-21)
TFLs: 1, 4 times, last vs. New Hampshire (9-25-21)
Sacks: 1, twice, last vs. UMass (9-4-21)

#36 CHASE PINE SR+

• **Pine Career Highs**
Tackles: 6, 4 times, last at Georgia Tech (12-10-20)
TFLs: 2 vs. Notre Dame (10-24-20)
Sacks: 1 vs. Notre Dame (10-24-20)

#0 JOHN PETRISHEN SR+

• **Petrishen Career Highs**
Tackles: 6 vs. UMass (9-4-21)
TFLs: 2 vs. UMass (9-4-21)
Sacks: 2 vs. UMass (9-4-21)

SAFETIES

#9 BRANDON HILL SO*

• **Hill Career Highs**
Tackles: 8, 3 times, last vs. Western Michigan (9-18-21)
TFLs: 1.5 vs. Austin Peay (9-12-20)
Interceptions: 1, twice, last at Tennessee (9-11-21)
Forced Fumbles: 1, twice, last at Florida State (11-7-20)

#31 ERICK HALLETT JR*

• **Hallett Career Highs**
Tackles: 8 vs. Western Michigan (9-18-21)
TFLs: 1, twice, last at Clemson (11-28-20)
Interceptions: 1, twice, last at Ga. Tech (12-10-20)
Forced Fumbles: 1 vs. UMass (9-4-21)
Fumble Recoveries: 1 vs. UMass (9-4-21)

#15 RASHAD BATTLE SO

• **Battle Career Highs**
Tackles: 4 vs. UMass (9-4-21)
TFLs: 0
Interceptions: 0

CORNERBACKS

#21 DAMARRI MATHIS SR*

• **Mathis Career Highs**
Tackles: 5 at Tennessee (9-11-21)
TFLs: 1, 4 times, last vs. UCF (9-21-19)
Sacks: 0
Interceptions: 1, 4 times, last vs. UNH (9-25-21)

#14 MARQUIS WILLIAMS JR*

• **Williams Career Highs**
Tackles: 5 vs. Syracuse (9-19-20)
TFLs: 0
Sacks: 0
Interceptions: 1, twice, last at Miami (10-17-20)

#12 M.J. DEVONSHIRE SO*

• **Devonshire Career Highs**
Tackles: 3 vs. UT Martin (11-23-19)*
TFLs: 0
Sacks: 0
Interceptions: 0
 *at Kentucky

#25 A.J. WOODS JR

• **Woods Career Highs**
Tackles: 7 at Florida State (11-7-20)
TFLs: 1 at Clemson (11-28-20)
Sacks: 0
Interceptions: 1 at Florida State (11-7-20)

PUNTER

#98 KIRK CHRISTODOULOU SR*

• **Christodoulou Career Highs**
Punts: 12 at Miami (11-24-18)
Punt Average: 51.6 at Wake Forest (11-17-18)
Long: 73 at Miami (11-24-18)
Inside 20: 5, twice, last at Clemson (11-28-20)

Coaching Staff Game Day Locations

- FIELD LEVEL -




Mark Whipple
Offensive Coordinator/
Quarterbacks



Andre Powell
Special Teams Coordinator/
Running Backs



Charlie Partridge
Assistant Head Coach/
Defensive Line



Dave Borbely
Offensive Line




Archie Collins
Secondary



Ryan Manalac
Linebackers



Brennan Marion
Wide Receivers



Mickey Jacobs
Defensive G.A.

- PRESS BOX -



Randy Bates
Defensive Coordinator



Tim Salem
Tight Ends



Cory Sanders
Safeties



Jacob Nye
Offensive G.A.



Alex Officer
Offensive G.A.



James Alexander
Defensive G.A.

2021 Pronunciation Guide

PLAYERS

Israel Abanikanda.....ah-banna-can-dah
 Cal Adomitis adam-EYE-tis
 Deslin Alexandre.....alexander
 Habakkuk Baldonado..... Haba-kook Baldo-na-dough
 (prefers to be called "Haba")
 Naquan Brown..... Na-QUAN
 Kirk Christodoulou..... christo-doo-lou
 SirVocea Dennis..... sir-voss-E-ay
 Matt Goncalves..... gun-ZALL-vez
 Erick Hallett HAL-let
 Dayon Hayes DAY-on
 Gabe Houy.....hoy

Shocky Jacques-Louis..... jaq-LU-EE
 Nahki Johnson Nah-KY
 Bangally Kamara.....ban-GOLLY ka-mare-ah
 Calijah Kancey..... ca-LIE-jah (rhymes with "Elijah")
 Kaymar Mimesmims
 Michael Stathum.....STAY-thum
 Melquise Stovall..... MEL-keece
 Judson Tallandierta-lan-DEER
 Tre Tiptontray
 Marquis Williams..... mar-QUEZ
 Jake Zilinskasza-lin-skas
 Blake Zubovic zoo-bow-VICK

2021 PITT STARTING LINEUPS



OFFENSE

GAME	QB	RB	WR	WR	WR	TE	LT	LG	C	RG	RT
UMass	Pickett	A. Davis	Addison	Stovall	Mack	Krull	Warren	Minor	Drexel	Kradel	Houy
Tennessee	Pickett	V. Davis	Addison	Jacques-Louis	Mack	Krull	Warren	Minor	Drexel	Kradel	Houy
Western Michigan	Pickett	V. Davis	Addison	Jacques-Louis	Mack	Wayne*	Warren	Minor	Drexel	Kradel	Houy
New Hampshire	Pickett	V. Davis	Addison	Jacques-Louis	Bartholomew^	Krull	Warren	Minor	Kradel	Houy	Goncalves
Georgia Tech											
Virginia Tech											
Clemson											
Miami											
Duke											
North Carolina											
Virginia											
Syracuse											

*Pitt started with four wide receivers vs. Western Michigan.

^Pitt started two tight ends vs. New Hampshire.

DEFENSE

GAME	DE	DT	DT	DE	OLB	MLB	OLB	SS	FS	CB	CB
UMass	Baldonado	Kancey	Camp	Morgan	Campbell	Dennis	Bright	Hill	Hallett	Williams	Mathis
Tennessee	Baldonado	Kancey	Green	Morgan	Campbell	Dennis	Bright	Hill	Hallett	Williams	Mathis
Western Michigan	Baldonado	Kancey	Camp	Alexandre	Campbell	Dennis	Bright	Hill	Hallett	Williams	Mathis
New Hampshire	Baldonado	Kancey	Camp	Alexandre	Campbell	W. Davis	Bright	Hill	Hallett	Williams	Mathis
Georgia Tech											
Virginia Tech											
Clemson											
Miami											
Duke											
North Carolina											
Virginia											
Syracuse											

PITT 51 MASSACHUSETTS 7

Sept. 4, 2021 • Heinz Field • Attendance: 41,486

Pitt rolled past visiting Massachusetts, 51-7, in the season opener for both teams...the Panthers' point total and winning margin (44 points) marked their highest since last year's opener, a 55-0 victory over Austin Peay (Sept. 12, 2020)...three Pitt quarterbacks combined for 375 passing yards: Kenny Pickett (272), Nick Patti (58) and Davis Beville (45)...13 different receivers recorded catches for Pitt...tight end Lucas Krull had a team-high 58 yards on five catches with a touchdown...the Panthers rushed for 223 yards, led by true freshman Rodney Hammond Jr.'s 44 yards on eight carries...Pitt compiled 598 yards in total offense, its highest since recording a school-record 654 against Virginia Tech on Nov. 10, 2018...the Panthers' defense was smothering all afternoon, limiting UMass to just 209 total yards and a mere 42 on the ground...Pitt collected five sacks, led by linebacker John Petrishen's two...Petrishen also had a team-high six tackles...Pitt improved to 6-1 in season openers under Pat Narduzzi...the Panthers moved to 86-44-2 all-time in openers, including 16-6 since 2000.

UMASS	0	0	0	7	7
PITT	13	10	14	14	51

First Quarter

PITT — Krull 5-yard pass from Pickett (Scarton kick) 4:56
 PITT — Addison 12-yard pass from Pickett (Scarton kick missed) 1:31

Second Quarter

PITT — Scarton 35-yard field goal 5:37
 PITT — A. Davis 18-yard run (Scarton kick) 0:36

Third Quarter

PITT — V. Davis 6-yard run (Scarton kick) 10:45
 PITT — Abanikanda 12-yard run (Scarton kick) 6:42

Fourth Quarter

UMASS — Lytle 1-yard run (Carson kick) 13:50
 PITT — Patti 9-yard run (Sauls kick) 11:48
 PITT — Carter 6-yard run (Sauls kick) 2:44

Team Stats	UMASS	PITT
First Downs	11	35
Rushes-Yards	27-42	41-223
Comp-Att-Int	14-31-0	34-45-0
Passing Yards	167	375
Total Yards	209	598
Punt Returns-Yards	0-0	4-(-1)
Kick Returns-Yards	4-67	1-47
Interceptions-Yards	0-0	0-0
Fumbles-Lost	1-1	5-2
Punts-Average	9-40.8	2-44.5
Penalties-Yards	6-66	3-30
Third Down Conv.	3-13	8-13
Fourth Down Conv.	0-0	1-2
Sacks By-Yards	1-7	5-34
Possession Time	29:12	30:48

Rushing

UMASS — Adams 11-32; Dzuro 1-7; Chisari 1-7; Scudo 2-6; Merriweather 3-3; Lytle 9-(-13), 1 TD.
 PITT — Hammond 8-45; Pickett 6-39; V. Davis 6-32, 1 TD; Jacques-Louis 4-31; Abanikanda 7-30, 1 TD; A. Davis 2-21, 1 TD; Carter 4-20, 1 TD; Sibley 2-14; Patti 1-9, 1 TD; Team 1-(-18).

Passing

UMASS — Lytle 14-31-0, 167 yards.
 PITT — Pickett 27-37-0, 272 yards, 2 TD; Patti 5-5-0, 58 yards; Beville 2-3-0, 45 yards.

Receiving

UMASS — Adams 4-14; Je. Johnson 3-52; Jo. Johnson 2-28; Edwards 1-32; Saint-Cyr 1-19; Fitzgerald 1-10; Pallotta 1-8; Merriweather 1-4.
 PITT — Wayne 6-55; Krull 5-58, 1 TD; Addison 5-40, 1 TD; A. Davis 4-23; Mack 3-34; Jacques-Louis 3-33; Bartholomew 3-21; Bradley 2-45; Barden 1-47; Stovall 1-10; V. Davis 1-9.

PITT 41 TENNESSEE 34

Sept. 11, 2021 • Neyland Stadium • Attendance: 82,203

Playing Tennessee for the first time in 38 years, Pitt outlasted the host Volunteers, 41-34...Kenny Pickett accounted for three touchdowns (two passing) and completed 24 of 36 for 285 yards...facing the Vols' uptempo attack, the Pitt defense compiled five sacks, forced three turnovers and made two crucial stops in the final quarter...following a fourth-down stop by John Petrishen and Chase Pine on the Vols' previous possession, Brandon Hill intercepted Hendon Hooker and Pitt ran out the final 4:52...Pitt (2-0) trailed 10-0 early but exploded for 27 points in the second to seize a seven-point halftime advantage...Pitt took its first lead when receiver Jared Wayne hit Lucas Krull for a 16-yard TD on a gadget play pass...Keyshon Camp recovered a fumble off his own 12-yard sack of Joe Milton, knocking the Tennessee (1-1) starting QB out of the game...Habakkuk Baldonado had two sacks with a forced fumble and fumble recovery of his own...Pitt improved to 3-0 all-time against Tennessee, with each win at Neyland Stadium...the game was named the Johnny Majors Classic in honor of the legendary coach and player.

PITT	0	27	7	7	41
TENNESSEE	10	10	7	7	34

First Quarter

TENN — Small 2-yard run (McGrath kick) 13:34
 TENN — McGrath 37-yard field goal 4:44

Second Quarter

PITT — Stovall 11-yard pass from Pickett (Scarton kick) 14:53
 TENN — McGrath 48-yard field goal 11:16
 PITT — Krull 16-yard pass from Wayne (Scarton kick) 9:25
 PITT — Scarton 38-yard field goal 8:34
 PITT — Scarton 27-yard field goal 3:53
 TENN — Calloway 44-yard pass from Hooker (McGrath kick) 2:16
 PITT — V. Davis 2-yard run (Scarton kick) 0:19

Third Quarter

PITT — Pickett 1-yard run (Scarton kick) 4:49
 TENN — Warren 8-yard pass from Hooker (McGrath kick) 2:32

Fourth Quarter

PITT — Addison 5-yard pass from Pickett (Scarton kick) 12:22
 TENN — Wright 1-yard run (McGrath kick) 10:09

Team Stats	PITT	TENN
First Downs	24	20
Rushes-Yards	45-96	33-136
Comp-Att-Int	25-37-0	22-33-1
Passing Yards	301	238
Total Yards	397	374
Punt Returns-Yards	1-5	1-10
Kick Returns-Yards	3-36	4-122
Interceptions-Yards	1-25	0-0
Fumbles-Lost	0-0	2-2
Punts-Average	7-34.9	4-45.8
Penalties-Yards	9-76	13-134
Third Down Conv.	8-20	6-13
Fourth Down Conv.	2-2	0-1
Sacks By-Yards	5-34	2-13
Possession Time	36:05	23:55

Rushing

PITT — Abanikanda 12-43; V. Davis 19-33, 1 TD; Pickett 10-19, 1 TD; Addison 1-5; Team 3-(-4).
 TENN — Milton 5-54; Hooker 9-49; Small 8-18, 1 TD; Wright 11-15, 1 TD.

Passing

PITT — Pickett 24-36-0, 285 yards, 2 TD; Wayne 1-1-0, 16 yards, 1 TD.
 TENN — Hooker 15-21-1, 188 yards, 2 TD; Milton 7-12-0, 50 yards.

Receiving

PITT — Addison 6-64, 1 TD; Mack 4-100; Abanikanda 4-18; Wayne 3-56; Krull 3-33, 1 TD; V. Davis 3-13; Stovall 1-11, 1 TD; Jacques-Louis 1-6.
 TENN — Warren 5-55, 1 TD; Wright 5-20; Fant 4-47; Calloway 3-59, 1 TD; Jones 3-31; Tillman 1-20; Small 1-6.

WESTERN MICHIGAN 44 PITT 41

Sept. 18, 2021 • Heinz Field • Attendance: 40,581

Pitt could not contain Western Michigan's potent passing attack and dropped its first game of the season, 44-41...the Panthers (2-1) led only once—7-0 in the opening quarter...the Broncos (2-1) piled up 517 total yards...Kaleb Eleby threw for 337 yards and three touchdowns, while his top target, Corey Crooms averaged more than 20 yards per catch (eight receptions for 161 yards)...Pitt's pass rush was kept at bay with an effective running game that produced 160 yards and essentially iced the result late in the fourth quarter...the loss overshadowed an exceptional performance by Kenny Pickett, who became just the fourth Pitt quarterback to throw six touchdowns in a game... Pickett completed 74% of his passes (23 of 31) for 382 yards with one interception...Jordan Addison had a career-high three touchdown catches, the most by a Pitt player in eight years...the 41 points marked the most scored by Pitt in a losing effort since a 51-48 double-over-time loss to Duke on Nov. 1, 2014...Pitt fell to 32-5 all-time against Mid-American Conference teams.

W. MICHIGAN	14	13	7	10	44
PITT	7	20	7	7	41

First Quarter

PITT — Addison 67-yard pass from Pickett (Scarton kick) 8:08
 WMU — Tyler 1-yard run (Sampson kick) 3:42
 WMU — Jefferson 1-yard run (Sampson kick) 1:28

Second Quarter

WMU — Moore 30-yard pass from Eleby (Sampson kick missed) 12:01
 PITT — Krull 2-yard pass from Pickett (Scarton kick) 8:54
 PITT — Addison 23-yard pass from Pickett (Scarton kick missed) 7:25
 WMU — Tyler 5-yard pass from Eleby (Sampson kick) 4:17
 PITT — Addison 28-yard pass from Pickett (Scarton kick) 1:07

Third Quarter

WMU — Crooms 54-yard pass from Eleby (Sampson kick) 7:31
 PITT — Krull 24-yard pass from Pickett (Scarton kick) 5:00

Fourth Quarter

WMU — Jefferson 3-yard run (Sampson kick) 14:10
 WMU — Sampson 29-yard field goal 5:37
 PITT — Barden 22-yard pass from Pickett (Scarton kick) 3:48

Team Stats	WMU	PITT
First Downs	27	25
Rushes-Yards	48-160	24-75
Comp-Att-Int	26-37-0	25-34-1
Passing Yards	357	415
Total Yards	517	490
Punt Returns-Yards	0-0	2-13
Kick Returns-Yards	2-45	2-43
Interceptions-Yards	1-8	0-0
Fumbles-Lost	0-0	3-2
Punts-Average	5-46.0	3-37.3
Penalties-Yards	11-117	8-82
Third Down Conv.	7-17	1-8
Fourth Down Conv.	1-2	1-3
Sacks By-Yards	2-17	3-28
Possession Time	40:15	19:45

Rushing

WMU — Tyler 14-84, 1 TD; Jefferson 22-78, 2 TD; Kincaide 5-18; Eleby 7-(-20).
PITT — Pickett 9-57; V. Davis 11-38; Stovall 1-7; Abanikanda 1-(-1); Hammond 1-(-8); Team 1-(-18).

Passing

WMU — Eleby 23-34-0, 337 yards, 3 TD; Salopek 3-3-0, 20 yards.
PITT — Pickett 23-31-1, 382 yards, 6 TD; Patti 2-3-0, 33 yards.

Receiving

WMU — Moore 11-124, 1 TD; Crooms 8-161, 1 TD; Tyler 3-11, 1 TD; Hall 2-52; Torres 2-9.
PITT — Addison 6-124, 3 TD; Wayne 5-100; Stovall 3-41; Krull 3-36, 2 TD; V. Davis 3-23; Barden 2-60, 1 TD; Mack 2-23; Bartholomew 1-8.

PITT 77 NEW HAMPSHIRE 7

Sept. 25, 2021 • Heinz Field • Attendance: 41,048

Pitt made history in a bounce-back 77-7 win over New Hampshire... the Panthers (3-1) piled up a school-record 707 yards while posting their highest point total since an 88-0 win over Westminster in 1926... Kenny Pickett continued his torrid start, throwing for 403 yards and accounting for six touchdowns (five passing)...Pickett's top passing target was Jordan Addison, who had his second consecutive three-TD performance...Addison posted a career-high 179 receiving yards... Rodney Hammond Jr. sparked the ground game, finishing with 100 yards and becoming the first Pitt freshman to rush for three TDs in a game since Dion Lewis (3 vs. Cincinnati, Dec. 5, 2009)...Pitt blew open the game with a 28-point first quarter, including two scores by the defense: a safety by Phil Campbell III and 35-yard interception return for a touchdown by Damarri Mathis...New Hampshire (3-1) managed just 160 yards...Pitt improved to 19-1 versus FCS opponents.

NEW HAMPSHIRE	0	7	0	0	7
PITT	28	21	21	7	77

First Quarter

PITT — Safety (Edwards sacked by Campbell) 13:45
 PITT — Pickett 1-yard run (Sauls kick missed) 10:16
 PITT — Mathis 35-yard interception return (Sauls kick missed) 9:28
 PITT — Abanikanda 15-yard run (Scarton kick) 5:26
 PITT — Jacques-Louis 12-yard pass from Pickett (Scarton kick) 0:59

Second Quarter

UNH — Coyne 4-yard pass from Edwards (Lehane kick) 14:55
 PITT — Addison 24-yard pass from Pickett (Scarton kick) 11:17
 PITT — Addison 47-yard pass from Pickett (Scarton kick) 8:07
 PITT — Mack 7-yard pass from Pickett (Scarton kick) 0:11

Third Quarter

PITT — Addison 46-yard pass from Pickett (Scarton kick) 13:33
 PITT — Hammond 4-yard run (Scarton kick) 6:37
 PITT — Hammond 2-yard run (Scarton kick) 1:17

Fourth Quarter

PITT — Hammond 3-yard run (Scarton kick) 8:48

Team Stats	UNH	PITT
First Downs	8	35
Rushes-Yards	29-100	49-252
Comp-Att-Int	10-24-1	29-33-0
Passing Yards	60	455
Total Yards	160	707
Punt Returns-Yards	1-3	4-21
Kick Returns-Yards	5-71	2-21
Interceptions-Yards	0-0	1-35
Fumbles-Lost	1-1	0-0
Punts-Average	8-42.9	3-47.0
Penalties-Yards	2-10	5-57
Third Down Conv.	0-12	7-11
Fourth Down Conv.	0-1	1-1
Sacks By-Yards	2-13	3-36
Possession Time	24:37	35:23

Rushing

UNH — Washington 9-91; Seide 7-37; Post 3-8; Laube 6-3; Herion 1-(-3); Edwards 3-(-36).
PITT — Hammond 17-100, 3 TD; Abanikanda 13-75, 1 TD; V. Davis 7-50; Carter 2-11; Mack 1-8; Pickett 5-6, 1 TD; Sibley 3-5; Jacques-Louis 1-(-3).

Passing

UNH — Edwards 9-20-1, 42 yards, 1 TD; Herion 1-4-0, 18 yards.
PITT — Pickett 24-28-0, 403 yards, 5 TD; Patti 4-4-0, 39 yards; Beville 1-1-0, 13 yards.

Receiving

UNH — Helm 2-24; Laube 2-1; Turner 1-18; Lepkowski 1-8; Lorden 1-6; Coyne 1-4, 1 TD; Deese 1-1; Washington 1-(-2).
PITT — Addison 6-179, 3 TD; Abanikanda 4-55; Jacques-Louis 4-50, 1 TD; Bartholomew 3-48; Barden 3-33; Mack 2-26, 1 TD; Krull 2-21; Bradley 1-16; Stovall 1-11; Tipton 1-6; Vardzel 1-6; Hammond 1-4.

RUSHING INDIVIDUAL

200 yards rushing:

By Pitt: 247, Vincent Davis at Georgia Tech, 12-10-21 (25 att., 1 TD).
By Opponent: 224, Justin Jackson, Northwestern, 12-28-16 (Pinstripe Bowl) (32 att., 3 TD).

300 yards rushing:

By Pitt: 303, Tony Dorsett vs. Notre Dame, 11-15-75 (23 att., 1 TD).
By Opponent: DNA

30 or more rushing attempts:

By Pitt: 30, James Conner at North Carolina, 11-15-14 (220 yards, 4 TD).
By Opponent: 32, AJ Dillon, Boston College, 11-30-19 (178 yards, 1 TD).

Three rushing touchdowns:

By Pitt: Rodney Hammond Jr. vs. New Hampshire, 9-25-21.
By Opponent: Justin Jackson, Northwestern, 12-28-16 (Pinstripe Bowl).

Four rushing touchdowns:

By Pitt: Darrin Hall vs. North Carolina, 11-9-17.
By Opponent: Rennie Childs, Oklahoma State, 9-17-16.

50+ yard touchdown run:

By Pitt: 61, Vincent Davis at Georgia Tech, 11-2-19.
By Opponent: 88, Jordan Travis, Florida State, 11-7-20.

60+ yard touchdown run:

By Pitt: 61, Vincent Davis at Georgia Tech, 11-2-19.
By Opponent: 88, Jordan Travis, Florida State, 11-7-20.

70+ yard touchdown run:

By Pitt: 97, Qadree Ollison vs. Virginia Tech, 11-10-18.
By Opponent: 88, Jordan Travis, Florida State, 11-7-20.

80+ yard touchdown run:

By Pitt: 97, Qadree Ollison vs. Virginia Tech, 11-10-18.
By Opponent: 88, Jordan Travis, Florida State, 11-7-20.

90+ yard touchdown run:

By Pitt: 97, Qadree Ollison vs. Virginia Tech, 11-10-18.
By Opponent: 96, Antowain Smith, Houston, 9-14-96.

Two 100-yard rushers:

By Pitt: 11-10-18 vs. Virginia Tech, Qadree Ollison (235) and Darrin Hall (186).
By Opponent: 9-23-17, Georgia Tech, KirVonte Benson (196) and TaQuon Marshall (112).

Three 100-yard rushers:

By Pitt: 12-26-75 vs. Kansas (Sun Bowl), Tony Dorsett (142), Elliott Walker (123) and Robert Haygood (101).
By Opponent: DNA

Five different rushers with a touchdown:

By Pitt: 9-4-21 vs. UMass, A.J. Davis, Vincent Davis, Israel Abanikanda, Nick Patti and Daniel Carter.
By Opponent: Georgia Tech, 10-25-14, Broderick Snoddy (3), Justin Thomas, Tony Zenon, Matt Connors and Deon Hill.

PASSING INDIVIDUAL

300 yards passing:

By Pitt: 403, Kenny Pickett vs. New Hampshire, 9-25-21 (24-for-28, 5 TD).
By Opponent: 337, Kaleb Eleby, Western Michigan, 9-18-21 (23-for-34, 3 TD).

400 yards passing:

By Pitt: 403, Kenny Pickett vs. New Hampshire, 9-25-21 (24-for-28, 5 TD).
By Opponent: 403, Trevor Lawrence, Clemson, 11-28-20 (26-for-37, 2 TD).

Four touchdown passes:

By Pitt: Kenny Pickett (5) vs. New Hampshire, 9-25-21.
By Opponent: D'Eriq King, Miami, 10-17-20.

Five touchdown passes:

By Pitt: Kenny Pickett vs. New Hampshire, 9-25-21.
By Opponent: Mason Rudolph, Oklahoma State, 9-16-17.

Six touchdown passes:

By Pitt: Kenny Pickett vs. Western Michigan, 9-18-21.
By Opponent: Mike Teel, Rutgers, 10-25-08.

Seven touchdown passes:

By Pitt: Pete Gonzalez at Rutgers, 10-25-97.
By Opponent: DNA

60+ yard TD pass:

By Pitt: 67, vs. Western Michigan, 9-18-21, Kenny Pickett to Jordan Addison.
By Opponent: 73, Notre Dame, 10-24-20, Ian Book to Ben Skowronek.

70+ yard TD pass:

By Pitt: 75, vs. NC State, 10-3-20, Kenny Pickett to Jordan Addison.
By Opponent: 73, Notre Dame, 10-24-20, Ian Book to Ben Skowronek.

80+ yard TD pass:

By Pitt: 96, vs. Eastern Michigan, 12-26-19 (Quick Lane Bowl), Kenny Pickett to Maurice Ffrench.
By Opponent: 94, Syracuse, 10-18-19, Clayton Welch to Taj Harris.

90+ yard TD pass:

By Pitt: 96, vs. Eastern Michigan, 12-26-19 (Quick Lane Bowl), Kenny Pickett to Maurice Ffrench.
By Opponent: 94, Syracuse, 10-18-19, Clayton Welch to Taj Harris.

45 or more pass attempts:

By Pitt: 35-for-52, Kenny Pickett vs. Virginia Tech, 11-21-20 (404 yards, 2 TD, 1 INT).
By Opponent: 28-for-50, Mike Glass III, Eastern Michigan, 12-26-19 (Quick Lane Bowl) (311 yards, 2 TD, 1 INT).

30 or more pass completions:

By Pitt: 35-for-52, Kenny Pickett vs. Virginia Tech, 11-21-20 (404 yards, 2 TD, 1 INT).
By Opponent: 33-for-49, Eric Dungey, Syracuse, 10-7-17 (365 yards, 2 TD).

RECEIVING INDIVIDUAL

100+ yards receiving:

By Pitt: 179, Jordan Addison (6 receptions, 3 TD) vs. New Hampshire, 9-25-21.
By Opponent: 161, Corey Crooms (8 receptions, 1 TD) and 124, Skyy Moore (11 receptions, 1 TD), Western Michigan, 9-18-21.

150+ yards receiving:

By Pitt: 179, Jordan Addison (6 receptions, 3 TD) vs. New Hampshire, 9-25-21.
By Opponent: 161, Corey Crooms (8 receptions, 1 TD), Western Michigan, 9-18-21.

200+ yards receiving:

By Pitt: 207, Larry Fitzgerald at Rutgers, 10-18-03 (8 receptions, 2 TD).
By Opponent: 202, Mike Williams, Clemson, 11-12-16 (15 receptions, 1 TD).

Two 100-yard receivers:

By Pitt: 124, Jordan Addison (6 receptions, 3 TD) and 100, Jared Wayne (5 receptions), vs. Western Michigan, 9-18-21.
By Opponent: 161, Corey Crooms (8 receptions, 1 TD) and 124, Skyy Moore (11 receptions, 1 TD), Western Michigan, 9-18-21.

10 or more receptions:

By Pitt: 15, DJ Turner vs. Virginia Tech, 11-21-20 (184 yards, 1 TD).
By Opponent: 11, Skyy Moore, Western Michigan, 9-18-21 (124 yards, 1 TD).

Three receiving touchdowns:

By Pitt: Jordan Addison vs. New Hampshire, 9-25-21.
By Opponent: Zay Flowers, Boston College, 10-10-20.

Four receiving touchdowns:

By Pitt: Billy Davis vs. Rutgers, 11-19-94.
By Opponent: Amba Etta-Tawo (5), Syracuse, 11-26-16.

60+ yard TD reception:

By Pitt: 67, vs. Western Michigan, 9-18-21, Kenny Pickett to Jordan Addison.
By Opponent: 73, Notre Dame, 10-24-20, Ian Book to Ben Skowronek.

70+ yard TD reception:

By Pitt: 75, vs. NC State, 10-3-20, Kenny Pickett to Jordan Addison.
By Opponent: 73, Notre Dame, 10-24-20, Ian Book to Ben Skowronek.

80+ yard TD reception:

By Pitt: 96, vs. Eastern Michigan, 12-26-19 (Quick Lane Bowl), Kenny Pickett to Maurice Ffrench.
By Opponent: 94, Syracuse, 10-18-19, Clayton Welch to Taj Harris.

90+ yard TD reception:

By Pitt: 96, vs. Eastern Michigan, 12-26-19 (Quick Lane Bowl), Kenny Pickett to Maurice Ffrench.
By Opponent: 94, Syracuse, 10-18-19, Clayton Welch to Taj Harris.

COMBOS

100 yards rushing and 100 yards passing (one player):

By Pitt: Billy Daniels vs. Syracuse (165 rushing/121 passing), 11-3-73.
By Opponent: Keenan Reynolds, Navy (144 rushing/126 passing), 12-28-15 (Military Bowl).

100-yard rusher and 300-yard passer:

By Pitt: 9-25-21 vs. New Hampshire, Rodney Hammond Jr. (100 rushing) and Kenny Pickett (403 passing).
By Opponent: 11-14-19, North Carolina, Antonio Williams (107 rushing) and Sam Howell (322 passing).

100-yard rusher and 400-yard passer:

By Pitt: 9-25-21 vs. New Hampshire, Rodney Hammond Jr. (100 rushing) and Kenny Pickett (403 passing).
By Opponent: 9-17-16, Oklahoma State, Rennie Childs (101 rushing) and Mason Rudolph (540 passing).

100-yard rusher, 100-yard receiver and 300-yard passer:

By Pitt: 9-25-21 vs. UNH, Rodney Hammond Jr. (100 rushing), Jordan Addison (179 receiving) and Kenny Pickett (403 passing).
By Opponent: 11-14-19, North Carolina, Antonio Williams (107 rushing), Dazz Newsome (170 receiving) and Sam Howell (322 passing).

200-yard rusher, 200-yard receiver and 300-yard passer:

By Pitt: 10-21-00 vs. Boston College, Kevan Barlow (209 rushing), Antonio Bryant (222 receiving) and John Turman (332 passing).
By Opponent: DNA

SCORING INDIVIDUAL

Three total touchdowns:

By Pitt: Jordan Addison (three receiving) and Rodney Hammond Jr. (three rushing) vs. New Hampshire, 9-25-21.
By Opponent: Zay Flowers, Boston College (three receiving), 10-10-20.

Four total touchdowns:

By Pitt: Darrin Hall vs. North Carolina (four rushing), 11-9-17.
By Opponent: Amba Etta-Tawo (5), Syracuse (five receiving), 11-26-16.

Five total touchdowns:

By Pitt: Norman Bill Budd (6) vs. Ohio (six rushing), 1910.
By Opponent: Amba Etta-Tawo, Syracuse (five receiving), 11-26-16.

Two-point conversion (rushing):

By Pitt: Jordan Whitehead at Syracuse, 10-7-17.
By Opponent: Jalon Calhoun, Duke, 10-5-19.

Two-point conversion (passing):

By Pitt: Kenny Pickett to DJ Turner, at Georgia Tech, 12-10-20.
By Opponent: Ryan Willis to Eric Kumah, Virginia Tech, 11-10-18.

Defensive two-point conversion:

By Pitt: Doug Hetzler returned blocked PAT attempt at Syracuse, 9-22-90.
By Opponent: Matt Taffoni, West Virginia, interception return, 10-15-94.

Safety:

By Pitt: 9-25-21 vs. New Hampshire (Phil Campbell III sacked Bret Edwards).
By Opponent: 9-8-18, Penn State (Pitt holding penalty in end zone).

Two safeties in same game:

By Pitt: 9-13-14 at FIU (Punter Chris Ayers kicks ball out of end zone on bad snap; E.J. Hilliard intentional grounding in end zone).
By Opponent: DNA

One player throw, catch and rush for touchdown (same game):

By Pitt: Jawan Walker at Boston College, 11-1-03 (35-yard pass to Larry Fitzgerald; 47-yard catch from Rod Rutherford; 3-yard rush).
By Opponent: DNA

SPECIAL TEAMS INDIVIDUAL

Three field goals:

By Pitt: Alex Kessman (4) at Georgia Tech, 12-10-20.
By Opponent: Chad Ryland, Eastern Michigan, 12-26-19 (Quick Lane Bowl).

Four field goals:

By Pitt: Alex Kessman at Georgia Tech, 12-10-20.
By Opponent: Aaron Boumerhi, Boston College, 11-30-19.

Five field goals:

By Pitt: Conor Lee at Notre Dame, 11-1-08.
By Opponent: Joey Slye (6), Virginia Tech, 10-27-16.

50-yard field goal:

By Pitt: 52 and 53, Alex Kessman vs. Virginia Tech, 11-21-20.
By Opponent: 57, Jordan Stout, Penn State, 9-14-19.

55-yard field goal:

By Pitt: 58, Alex Kessman at Boston College, 10-10-20.
By Opponent: 57, Jordan Stout, Penn State, 9-14-19.

Missed PAT kick (not blocked):

By Pitt: Ben Sauls (twice) vs. New Hampshire, 9-25-21.
By Opponent: Parker Sampson, Western Michigan, 9-18-21.

Blocked PAT kick:

By Pitt: Ejuan Price vs. Syracuse (SU kicker Cole Murphy), 11-26-16.
By Opponent: Carlos Basham, Wake Forest (Pitt kicker Alex Kessman), 11-17-18.

70+ yard punt:

By Pitt: 73 yards, Kirk Christodoulou at Miami, 11-24-18.
By Opponent: 71 yards, Andrew Osteen, UCF, 9-21-19.

Blocked punt:

By Pitt: John Petrishen at Clemson, 11-28-20.
By Opponent: Christian Charles, Tennessee, 9-11-21.

Blocked punt for a touchdown:

By Pitt: Todd Sibley Jr. vs. Austin Peay, 11-yard return (blocked by Todd Sibley Jr.), 9-12-20.
By Opponent: Isaiah Foskey, Notre Dame, recovered in end zone (blocked by Isaiah Foskey), 10-24-20.

Blocked field goal:

By Pitt: Alex Bookser at Duke, 10-21-17.
By Opponent: Dexter Lawrence, Clemson, 11-12-16.

Blocked field goal for a touchdown:

By Pitt: Bernard "Josh" Lay vs. Connecticut, 71 yards, 11-12-05.
By Opponent: Ronyell Whitaker, Virginia Tech, 71 yards, 11-3-01.

Kickoff return for a touchdown:

By Pitt: Maurice Ffrench at Notre Dame, 99 yards, 10-13-18.
By Opponent: Anthony Ratliff-Williams, North Carolina, 98 yards, 11-9-17.

Punt return for a touchdown (not blocked):

By Pitt: Rafael Araujo-Lopes at UCF, 86 yards, 9-29-18.
By Opponent: Otis Anderson, UCF, 87 yards, 9-21-19.

DEFENSE INDIVIDUAL

15+ tackles:

By Pitt: 15, Matt Galambos vs. Northwestern (Military Bowl), 12-28-16.
By Opponent: 15, Noah Palm, New Hampshire, 9-25-21.

20+ tackles:

By Pitt: 20, H.B. Blades at Louisville, 11-3-05.
By Opponent: 20, David Bavaro, Syracuse, 12-3-88.

Three sacks:

By Pitt: 3, Patrick Jones II at Boston College, 10-10-20.
By Opponent: 3, Greg Rousseau, Miami, 10-26-19.

Four sacks:

By Pitt: 5, Ejuan Price vs. Louisville, 11-21-15.
By Opponent: 4, Brandon Sharpe, Syracuse, 10-5-12.

Four tackles for loss:

By Pitt: 4, SirVocea Dennis vs. Notre Dame, 10-24-20.
By Opponent: 4, Quincy Roche, Miami, 10-17-20.

Two forced fumbles:

By Pitt: 2, Patrick Jones II at Duke, 10-5-19.
By Opponent: 2, Yasir Abdullah, Louisville, 9-26-20.

Two fumble recoveries:

By Pitt: 2, Rashad Weaver vs. Penn State, 9-8-18.
By Opponent: 2, Zaire Barnes, Western Michigan, 9-18-21.

Two interceptions:

By Pitt: Paris Ford at Duke, 10-5-19.
By Opponent: Mario Goodrich, Clemson, 11-28-20.

Three interceptions:

By Pitt: Shawntae Spencer, vs. Ohio, 8-31-02.
By Opponent: Keion Carpenter, Virginia Tech, 9-26-98.

Interception return for a touchdown:

By Pitt: Damarri Mathis vs. New Hampshire, 35 yards, 9-25-21.
By Opponent: Justin Phillips, Oklahoma State, 10 yards, 9-16-17.

Two interception returns for touchdowns (same game):

By Pitt: Darrelle Revis (19 yards) followed by Clint Session (78 yards) vs. Virginia, 9-2-06.
By Opponent: USF, Nate Allen (37 yards) followed by Trae Williams (21 yards), 11-24-07.

Fumble return for a touchdown:

By Pitt: Dane Jackson vs. Syracuse (35 yards), 10-6-18.
By Opponent: Norell Pollard, Virginia Tech (seven yards), 11-23-19.

TEAM SCORING

40 points scored by team:

By Pitt: 77 vs. New Hampshire, 9-25-21.
By Opponent: 44, Western Michigan, 9-18-21.

50 points scored by team:

By Pitt: 77 vs. New Hampshire, 9-25-21.
By Opponent: 52, Clemson, 11-28-20.

60 points scored by team:

By Pitt: 77 vs. New Hampshire, 9-25-21.
By Opponent: 61, Syracuse, 11-26-16.

70 points scored by team:

By Pitt: 77 vs. New Hampshire, 9-25-21.
By Opponent: 72, Ohio State, 9-21-16.

40+ point margin of victory (vs. FBS teams only):

By Pitt: 51-7 vs. UMass, 9-4-21.
By Opponent: 45-3 vs. Notre Dame, 10-24-20.

50+ point margin of victory (vs. FBS teams only):

By Pitt: 76-0 at Temple, 9-24-76.
By Opponent: 60-6 at Notre Dame, 11-16-96.

20 first-quarter points:

By Pitt: 28 vs. New Hampshire, 9-25-21.
By Opponent: 31, Clemson, 11-28-20.

20 second-quarter points:

By Pitt: 21 vs. New Hampshire, 9-25-21.
By Opponent: 21, Notre Dame, 10-24-20.

20 third-quarter points:

By Pitt: 21 vs. New Hampshire, 9-25-21.
By Opponent: 21, UCF, 9-21-19.

20 fourth-quarter points:

By Pitt: 20 vs. Syracuse, 11-26-16.
By Opponent: 20, Duke, 10-5-19.

30 points scored in first half:

By Pitt: 49 vs. New Hampshire, 9-25-21.
By Opponent: 38, Clemson, 11-28-20.

30 points scored in second half:

By Pitt: 41 vs. Syracuse, 11-26-16.
By Opponent: 40, Syracuse, 11-26-16.

Failed to score a touchdown:

By Pitt: vs. Notre Dame, 10-24-20 (Pitt lost, 45-3).
By Opponent: Austin Peay, 9-12-20 (Pitt won, 55-0).

Two defensive touchdowns (same game):

By Pitt: Ricky Gary (3-yard fumble return) and Scott McKillop (18-yard interception return) vs. Louisville, 11-8-08.
By Opponent: USF, Nate Allen (37-yard interception return) and Trae Williams (21-yard interception return), 11-24-07.

Shutout:

By Pitt: 55-0 vs. Austin Peay, 9-12-20.
By Opponent: Virginia Tech, 28-0, 11-23-19.

Shutout at home:

By Pitt: 55-0 vs. Austin Peay, 9-12-20.
By Opponent: Virginia Tech, 28-0, 11-23-19.

Shutout on the road:

By Pitt: 42-0 at Rutgers, 11-10-01.
By Opponent: West Virginia, 34-0, 8-31-96.

First half shutout:

By Pitt: 23-0 vs. UMass, 9-4-21 (Pitt won, 51-7).
By Opponent: Virginia Tech, 21-0, 11-23-19 (Pitt lost, 28-0).

Second half shutout:

By Pitt: 28-0 vs. New Hampshire, 9-25-21 (Pitt won, 77-7).
By Opponent: Notre Dame, 17-0, 10-24-20 (Pitt lost, 45-3).

TEAM OFFENSE

500 yards in total offense:

By Pitt: 707 vs. New Hampshire, 9-25-21 (455 pass, 252 rush).
By Opponent: 517, Western Michigan, 9-18-21 (357 pass, 160 rush).

600 yards in total offense:

By Pitt: 707 vs. New Hampshire, 9-25-21 (455 pass, 252 rush).
By Opponent: 619, Duke, 10-27-18 (396 pass, 223 rush).

700 yards in total offense:

By Pitt: 707 vs. New Hampshire, 9-25-21 (455 pass, 252 rush).
By Opponent: DNA.

300 yards passing:

By Pitt: 455 vs. New Hampshire, 9-25-21 (29-for-33, 5 TD).
By Opponent: 357, Western Michigan, 9-18-21 (26-for-37, 3 TD).

400 yards passing:

By Pitt: 455 vs. New Hampshire, 9-25-21 (29-for-33, 5 TD).
By Opponent: 436, Clemson, 11-28-20 (35-for-52, 3 TD).

300 yards rushing:

By Pitt: 317 at Georgia Tech, 12-10-20 (54 att., 2 TD).
By Opponent: 301, Clemson, 12-1-18 (35 att., 4 TD).

400 yards rushing:

By Pitt: 492 vs. Virginia Tech, 11-10-18 (36 att., 6 TD).
By Opponent: 436, Georgia Tech, 9-23-17 (67 att., 5 TD).

40 minutes in possession time:

By Pitt: 41:09 at North Carolina, 9-24-16.
By Opponent: 40:15, Western Michigan, 9-18-21.

99-yard touchdown drive:

By Pitt: vs. Virginia Tech, 11-21-20 (4 plays, 1:12).
By Opponent: Georgia Tech, 9-15-18 (14 plays, 3:31).

15-play scoring drive:

By Pitt: at Georgia Tech, 12-10-20 (17 plays, 78 yards, 8:54, FG).
By Opponent: NC State, 10-3-20 (17 plays, 75 yards, 6:21, TD).

TEAM DEFENSE

Held opponent under 100 yards in total offense:

By Pitt: 64, vs. Delaware, 8-30-14 (33 rushing, 31 passing).
By Opponent: 94, Boston College, 10-7-95 (-11 rushing, 105 passing).

Held opponent under 100 yards passing:

By Pitt: 60 vs. New Hampshire, 9-25-21 (10-for-24, 1 TD, 1 INT).
By Opponent: 8, Clemson, 12-1-18 (4-for-16).

Held opponent under 50 yards passing:

By Pitt: 48 at Georgia Tech, 9-23-17 (4-for-7).
By Opponent: 8, Clemson, 12-1-18 (4-for-16).

Held opponent under 100 yards rushing:

By Pitt: 42 vs. UMass, 9-4-21 (27 att.).
By Opponent: 75, Western Michigan, 9-18-21 (24 att.).

Held opponent under 75 yards rushing:

By Pitt: 42 vs. UMass, 9-4-21 (27 att.).
By Opponent: 16, Clemson, 11-28-20 (24 att.).

Held opponent under 50 yards rushing:

By Pitt: 42 vs. UMass, 9-4-21 (27 att.).
By Opponent: 16, Clemson, 11-28-20 (24 att.).

Held opponent under 25 yards rushing:

By Pitt: 1 vs. Austin Peay, 9-12-20 (22 att.).
By Opponent: 16, Clemson, 11-28-20 (24 att.).

Held an opponent to negative yards rushing:

By Pitt: -1, vs. Louisville, 11-21-15 (24 att.).
By Opponent: -5, Georgia Tech, 11-2-13 (21 att.).

Forced six turnovers:

By Pitt: 6 at Duke, 10-5-19 (3 interceptions, 3 fumbles).
By Opponent: 6, Georgia Tech, 10-25-14 (6 fumbles).

Forced five turnovers:

By Pitt: 6 at Duke, 10-5-19 (3 interceptions, 3 fumbles).
By Opponent: 6, Georgia Tech, 10-25-14 (6 fumbles).

Forced four turnovers:

By Pitt: 6 at Duke, 10-5-19 (3 interceptions, 3 fumbles).
By Opponent: 5, Clemson, 11-28-20 (4 interceptions, 1 fumble).

Forced three interceptions:

By Pitt: 3 at Florida State, 11-7-20.
By Opponent: 4, Clemson, 11-28-20.

Recovered three fumbles:

By Pitt: 3 at Duke, 10-5-19.
By Opponent: 3, Boston College, 11-30-19.

PENALTIES

100+ yards in penalties:

By Pitt: 105 at Florida State, 9 penalties, 11-7-20.
By Opponent: 117, Western Michigan, 11 penalties, 9-18-21.

10+ penalties

By Pitt: 12 vs. Notre Dame, 93 yards, 10-24-20.
By Opponent: 11, Western Michigan, 117 yards, 9-18-21.

Zero penalties:

By Pitt: vs. Youngstown State, 9-2-17.
By Opponent: West Virginia, 11-13-76.

OVERTIME GAMES

Overtime win at home:

By Pitt: 34-27 vs. North Carolina, 11-14-19.
By Opponent: Boston College, 31-30, 10-10-20.

Overtime win on the road:

By Pitt: 36-33 (4OT) at Notre Dame, 11-1-08.
By Opponent: Duke, 51-48 (2OT), 11-1-14.

PITT HISTORY IN OVERTIME GAMES

All-Time OT Games: 19 (9-10)

1OT Games: 10 (6-4)

2OT Games: 6 (1-5)

3OT Games: 2 (1-1)

4OT Games: 1 (1-0)

DATE	OPPONENT	RESULT
Sept. 14, 1996	Houston	L, 42-35
Oct. 25, 1997	at Rutgers	W, 55-48 (2OT)
Nov. 28, 1997	at West Virginia	W, 41-38 (3OT)
Oct. 7, 2000	at Syracuse	L, 24-17 (2OT)
Oct. 26, 2002	Boston College	W, 19-16
Sept. 25, 2004	Furman	W, 41-38
Oct. 16, 2004	Boston College	W, 20-17
Nov. 6, 2004	at Syracuse	L, 38-31 (2OT)
Sept. 9, 2005	at Ohio	L, 16-10
Nov. 11, 2006	at Connecticut	L, 46-45 (2OT)
Oct. 10, 2007	Navy	L, 48-45 (2OT)
Nov. 1, 2008	at Notre Dame	W, 36-33 (4OT)
Sept. 2, 2010	at Utah	L, 27-24
Nov. 3, 2012	at Notre Dame	L, 29-26 (3OT)
Nov. 1, 2014	Duke	L, 51-48 (2OT)
Sept. 2, 2017	Youngstown State	W, 28-21
Oct. 6, 2018	Syracuse	W, 44-37
Nov. 14, 2019	North Carolina	W, 34-27
Oct. 10, 2020	at Boston College	L, 31-30

Pitt wins in bold

NCAA Statistics

Pittsburgh - 2021-22 Football Ranking Summary thru games 09/25/2021

Statistic	National Rank	Conference Rank	Value	National Leader	Value	Conference Leader	Value
3rd Down Conversion Pct (130 ranked)	34	6	0.462	Coastal Carolina	0.606	Boston College	0.571
3rd Down Conversion Pct Defense (130 ranked)	17	4	0.291	South Alabama	0.190	NC State	0.204
4th Down Conversion Pct (125 ranked)	45	3	0.625	6 teams tied	1.000	Syracuse	1.000
4th Down Conversion Pct Defense (121 ranked)	13	2	0.250	5 teams tied	0.000	Wake Forest	0.125
Blocked Kicks (21 ranked)				Coastal Carolina	4	North Carolina	2
Blocked Kicks Allowed (128 ranked)	82	10	1	81 teams tied	0	9 teams tied	0
Blocked Punts (12 ranked)				Army West Point Old Dominion San Diego St.	3 3 3	North Carolina	2
Blocked Punts Allowed (130 ranked)	107	11	1	106 teams tied	0	10 teams tied	0
Completion Percentage (130 ranked)	3	1	0.758	Colorado St.	0.825	Pittsburgh	0.758
Defensive TDs (17 ranked)	17	2	1	Iowa Ohio St. Wyoming	3 3 3	Boston College	2
Fewest Penalties (130 ranked)	57	7	25	Navy	9	Virginia Tech	15
Fewest Penalties Per Game (130 ranked)	55	7	6.25	Eastern Mich. Navy	3.00 3.00	Virginia Tech	3.75
Fewest Penalty Yards (130 ranked)	80	8	245	Navy	71	Virginia Tech	136
Fewest Penalty Yards Per Game (130 ranked)	82	8	61.25	Navy	23.67	Virginia Tech	34.00
First Downs Defense (130 ranked)	34	3	66	Wisconsin	31	NC State	49
First Downs Offense (130 ranked)	2	1	119	Fresno St.	128	Pittsburgh	119
Fumbles Lost (128 ranked)	111	12	4	13 teams tied	0	7 teams tied	2
Fumbles Recovered (89 ranked)	18	2	4	Louisiana Tech	7	Georgia Tech	6
Kickoff Return Defense (130 ranked)	29	5	16.64	North Carolina Penn St.	0.00 0.00	North Carolina	0.00
Kickoff Returns (127 ranked)	61	8	20.67	Boston College	61.00	Boston College	61.00
Net Punting (130 ranked)	79	11	38.87	Rutgers	48.31	Boston College	44.09
Passes Had Intercepted (130 ranked)	12	1	1	11 teams tied	0	Pittsburgh Georgia Tech	1 1
Passes Intercepted (104 ranked)	82	9	2	Kent St. Notre Dame Oregon	9 9 9	Wake Forest	7
Passing Offense (130 ranked)	4	2	386.5	Virginia	430.5	Virginia	430.5
Passing Yards Allowed (130 ranked)	52	7	205.5	Arizona St.	93.3	NC State	169.0
Passing Yards per Completion (130 ranked)	33	3	13.68	Army West Point	25.64	North Carolina	15.53
Punt Return Defense (130 ranked)	34	3	3.00	Tulane	-9.00	North Carolina	2.50
Punt Returns (130 ranked)	107	13	3.17	Memphis	31.50	Louisville Virginia Tech	15.00 15.00
Red Zone Defense (116 ranked)	26	5	0.706	South Alabama	0.444	Wake Forest	0.545
Red Zone Offense (130 ranked)	33	3	0.920	11 teams tied	1.000	Boston College	0.944
Rushing Defense (130 ranked)	34	4	109.5	Wisconsin	23.0	NC State	80.0
Rushing Offense (130 ranked)	65	9	161.5	Air Force	357.2	Duke	247.2
Sacks Allowed (130 ranked)	47	5	1.75	Buffalo SMU	0.00 0.00	Boston College	1.00
Scoring Defense (130 ranked)	65	8	23.0	Georgia	5.8	Clemson	12.0
Scoring Offense (130 ranked)	2	1	52.5	Ole Miss	52.7	Pittsburgh	52.5
Tackles for Loss Allowed (130 ranked)	88	11	6.25	4 teams tied	2.25	Clemson	4.00
Team Passing Efficiency (130 ranked)	4	1	197.09	Army West Point	266.04	Pittsburgh	197.09
Team Passing Efficiency Defense (130 ranked)	65	6	125.48	Georgia	73.46	NC State	102.55
Team Sacks (130 ranked)	5	2	4.00	LSU	5.00	Syracuse	4.50
Team Tackles for Loss (130 ranked)	22	4	7.5	Auburn LSU	10.5 10.5	Syracuse	9.8
Time of Possession (130 ranked)	35	3	31:30	Army West Point	40:29	Louisville	33:09
Total Defense (130 ranked)	40	6	315.0	Georgia	181.8	NC State	249.0
Total Offense (130 ranked)	6	1	548.0	Ole Miss	635.3	Pittsburgh	548.0
Turnover Margin (130 ranked)	58	5	0.25	Oregon	3.00	Wake Forest	1.75
Turnovers Gained (129 ranked)	51	5	6	Oregon	13	Wake Forest	11
Turnovers Lost (128 ranked)	56	6	5	BYU Michigan	0 0	Georgia Tech	3
Winning Percentage (124 ranked)	28	3	0.750	26 teams tied	1.000	Boston College Wake Forest	1.000 1.000

Statistic	Player	National Rank	Conference Rank	Value	National Leader	Value	Conference Leader	Value
All Purpose (200 ranked)	Jordan Addison	74	9	103.00	Blake Corum, Michigan	180.75	Sean Tucker, Syracuse	177.75
Blocked Kicks (1 ranked)					5 players tied	2		
Combined Kick Returns (200 ranked)	Jaylon Barden Melquise Stovall	87 156	10 24	95 49	Winston Wright, West Virginia	368	Hassan Hall, Louisville	215
Completion Percentage (119 ranked)	Kenny Pickett	5	1	0.742	Grayson McCall, Coastal Carolina	0.767	Kenny Pickett, Pittsburgh	0.742
Completions Per Game (99 ranked)	Kenny Pickett	11	4	24.50	Will Rogers, Mississippi St.	42.25	Brennan Armstrong, Virginia	30.00
Field Goal Percentage (99 ranked)					19 players tied	1.000	Nick Sciba, Wake Forest	1.000
Field Goals Per Game (120 ranked)	Sam Scarton	79	7	0.75	Calum Sutherland, ULM	2.33	Nick Sciba, Wake Forest	1.75
Forced Fumbles (85 ranked)	Habakkuk Baldonado Keyshon Camp Erick Hallett	85 85 85	9 9 9	0.25 0.25 0.25	Mitchell Agude, UCLA Issiah Nixon, Texas St.	1.00 1.00	Jordan Domineck, Georgia Tech	0.75
Fumbles Recovered (19 ranked)	Habakkuk Baldonado Bam Brima Keyshon Camp Erick Hallett	19 19 19 19	3 3 3 3	1 1 1 1	18 players tied	2	Ben Frye, Duke Quez Jackson, Georgia Tech	2 2
Interceptions Per Game (115 ranked)	Brandon Hill Damarri Mathis	115 115	13 13	0.2 0.2	Jaylan Foster, South Carolina Verone McKinley III, Oregon	1.0 1.0	Kei'Trel Clark, Louisville Jermaine Waller, Virginia Tech	0.8 0.8
Kickoff Return TDs (2 ranked)					Jameson Williams, Alabama	2	Ja'Sir Taylor, Wake Forest Travis Levy, Boston College	1 1
Kickoff Returns (56 ranked)					Lideatrick Griffin, Mississippi St.	48.8	Trebor Pena, Syracuse	25.8
Passes Defended (29 ranked)					Ja'Quan McMillian, East Carolina	3.0	Caelen Carson, Wake Forest	2.0
Passing Efficiency (120 ranked)	Kenny Pickett	2	1	195.6	Grayson McCall, Coastal Carolina	213.8	Kenny Pickett, Pittsburgh	195.6
Passing TDs (84 ranked)	Kenny Pickett	2	1	15	Tanner Mordecai, SMU	20	Kenny Pickett, Pittsburgh	15
Passing Yards (129 ranked)	Kenny Pickett	6	2	1,342	Jake Haener, Fresno St.	1,842	Brennan Armstrong, Virginia	1,705
Passing Yards Per Game (130 ranked)	Kenny Pickett	6	2	335.5	Brennan Armstrong, Virginia	426.2	Brennan Armstrong, Virginia	426.2
Passing Yards per Completion (120 ranked)	Kenny Pickett	31	3	13.69	K.J. Jefferson, Arkansas	18.35	Sam Howell, North Carolina	15.23
Points Responsible For (195 ranked)	Kenny Pickett Jordan Addison Sam Scarton	3 43 136	1 9 15	102 48 32	Tanner Mordecai, SMU	126	Kenny Pickett, Pittsburgh	102
Points Responsible For Per Game (167 ranked)	Kenny Pickett Jordan Addison Sam Scarton	4 45 150	1 9 16	25.5 12.0 8.0	Tanner Mordecai, SMU	31.5	Kenny Pickett, Pittsburgh	25.5
Punt Return TDs (2 ranked)					Marcus Jones, Houston	2	Braden Smith, Louisville Tayvion Robinson, Virginia Tech	1 1
Punt Returns (71 ranked)	Melquise Stovall	70	10	0.4	Aron Cruickshank, Rutgers	21.3	Tayvion Robinson, Virginia Tech	15.0
Punting (94 ranked)					Matt Araiza, San Diego St.	55.1	Porter Wilson, Duke	45.0
Receiving TDs (73 ranked)	Jordan Addison Lucas Krull	1 11	1 3	8 4	Jordan Addison, Pittsburgh Kayshon Boutte, LSU Jalen Cropper, Fresno St.	8 8 8	Jordan Addison, Pittsburgh	8
Receiving Yards (199 ranked)	Jordan Addison Jared Wayne Taysir Mack	12 133 182	3 21 25	407 211 183	Drake London, Southern California	540	Dontayvion Wicks, Virginia	460
Receiving Yards Per Game (199 ranked)	Jordan Addison Jared Wayne Taysir Mack	14 70 199	3 8 26	101.8 70.3 45.8	Drake London, Southern California	135.0	Dontayvion Wicks, Virginia	115.0
Receptions Per Game (190 ranked)	Jordan Addison Jared Wayne	42 87	6 12	5.8 4.7	Drake London, Southern California	9.8	Jake Bobo, Duke	8.5
Rush Yards Per Carry (163 ranked)	Vincent Davis	139	18	3.56	TreVeyon Henderson, Ohio St.	9.54	Jashaun Corbin, Florida St.	9.15
Rushing TDs (67 ranked)	Rodney Hammond Jr.	67	10		34 players tied	8	Malik Cunningham, Louisville Mataeo Durant, Duke	8 8
Rushing Yards (198 ranked)	Vincent Davis	192	23	153	Kenneth Walker III, Michigan St.	554	Sean Tucker, Syracuse	536
Rushing Yards Per Game (200 ranked)	Rodney Hammond Jr.	161	17	45.7	Kenneth Walker III, Michigan St.	138.5	Sean Tucker, Syracuse	134.0
Sacks (134 ranked)	Habakkuk Baldonado Phil Campbell Calijah Kancey John Petrishen	33 51 134 134	5 7 18 18	0.88 0.75 0.50 0.50	Ty Shelby, ULM	1.67	Jermaine Johnson, Florida St.	1.50
Scoring (146 ranked)	Jordan Addison Sam Scarton Rodney Hammond Jr. Lucas Krull	3 63 146 146	2 8 19 19	12.0 8.0 6.0 6.0	Rasheen Ali, Marshall	15.0	Mataeo Durant, Duke	13.5
Solo Tackles (32 ranked)					JL Skinner, Boise St.	8.8	Mikel Jones, Syracuse	6.2
Tackles For Loss (54 ranked)	Habakkuk Baldonado	54	8	1.2	Javon Solomon, Troy	2.4	Cody Roscoe, Syracuse Jermaine Johnson, Florida St.	2.0 2.0
Total Interceptions (63 ranked)	Brandon Hill Damarri Mathis	63 63	10 10	1 1	Jaylan Foster, South Carolina Verone McKinley III, Oregon	4 4	Kei'Trel Clark, Louisville Jermaine Waller, Virginia Tech	3 3
Total Offense (200 ranked)	Kenny Pickett	5	2	365.8	Brennan Armstrong, Virginia	438.2	Brennan Armstrong, Virginia	438.2
Total Points Scored (134 ranked)	Jordan Addison Sam Scarton Lucas Krull	4 58 134	2 8 19	48 32 24	Rasheen Ali, Marshall	60	Mataeo Durant, Duke	54
Total Tackles (484 ranked)	SirVocea Dennis Brandon Hill John Petrishen Cam Bright Phil Campbell	113 334 484 484 484	14 39 52 52 52	7.0 5.2 4.5 4.5 4.5	JJ Russell, Memphis	11.8	Shaka Heyward, Duke	10.5
Total Touchdowns (113 ranked)	Jordan Addison Lucas Krull Rodney Hammond Jr.	4 62 113	2 9 16	8 4 3	Rasheen Ali, Marshall	10	Mataeo Durant, Duke	9

Yards per Pass Attempt (120 ranked)	Kenny Pickett	8	1	10.17	Grayson McCall, Coastal Carolina	12.34	Kenny Pickett, Pittsburgh	10.17
Yards per Reception (199 ranked)	Jordan Addison	59	6	17.70	Daewood Davis, Western Ky.	27.33	Emery Simmons, North Carolina	25.44
	Taysir Mack	89	11	16.64				
	Jared Wayne	140	18	15.07				

The Automated ScoreBook
Pitt Game Results (as of Sep 27, 2021)
All games

Date	Opponent		Score	Overall	Conference	Time	Attend
9/4/21	UMASS	W	51-7	1-0	0-0	03:15	41486
9/11/21	at Tennessee	W	41-34	2-0	0-0	03:56	82203
9/18/21	WESTERN MICH.	L	41-44	2-1	0-0	03:48	40581
9/25/21	NEW HAMPSHIRE	W	77-7	3-1	0-0	03:03	41048

The Automated ScoreBook
Pitt Overall Team Statistics (as of Sep 27, 2021)
All games

Team Statistics	UP	OPP
SCORING	210	92
Points Per Game	52.5	23.0
Points Off Turnovers	16	21
FIRST DOWNS	119	66
Rushing	43	17
Passing	67	38
Penalty	9	11
RUSHING YARDAGE	646	438
Yards gained rushing	770	594
Yards lost rushing	124	156
Rushing Attempts	159	137
Average Per Rush	4.1	3.2
Average Per Game	161.5	109.5
TDs Rushing	12	6
PASSING YARDAGE	1546	822
Comp-Att-Int	113-149-1	72-124-2
Average Per Pass	10.4	6.6
Average Per Catch	13.7	11.4
Average Per Game	386.5	205.5
TDs Passing	16	6
TOTAL OFFENSE	2192	1260
Total Plays	308	261
Average Per Play	7.1	4.8
Average Per Game	548.0	315.0
KICK RETURNS: #-Yards	8-147	15-305
PUNT RETURNS: #-Yards	11-38	2-13
INT RETURNS: #-Yards	2-60	1--2
KICK RETURN AVERAGE	18.4	20.3
PUNT RETURN AVERAGE	3.5	6.5
INT RETURN AVERAGE	30.0	-2.0
FUMBLES-LOST	8-4	4-4
PENALTIES-Yards	25-245	32-317
Average Per Game	61.2	79.2
PUNTS-Yards	15-586	26-1123
Average Per Punt	39.1	43.2
Net punt average	38.2	41.0
KICKOFFS-Yards	36-2173	20-1136
Average Per Kick	60.4	56.8
Net kick average	40.8	42.0
TIME OF POSSESSION/Game	30:30	29:30
3RD-DOWN Conversions	24/52	16/55
3rd-Down Pct	46%	29%
4TH-DOWN Conversions	5/8	1/4
4th-Down Pct	62%	25%
SACKS BY-Yards	16-132	7-50
MISC YARDS	0	0
TOUCHDOWNS SCORED	29	12
FIELD GOALS-ATTEMPTS	3-3	3-5
ON-SIDE KICKS	0-0	0-0
RED-ZONE SCORES	(23-25) 92%	(12-17) 71%
RED-ZONE TOUCHDOWNS	(20-25) 80%	(9-17) 53%
PAT-ATTEMPTS	(25-29) 86%	(11-12) 92%
ATTENDANCE	123115	82203
Games/Avg Per Game	3/41038	1/82203
Neutral Site Games		0/0

Score by Quarters	1st	2nd	3rd	4th	OT	Total
Pitt	48	78	49	35	0	210
Opponents	24	30	14	24	0	92

The Automated ScoreBook
Pitt Overall Individual Statistics (as of Sep 27, 2021)
All games

Rushing	gp	att	gain	loss	net	avg	td	lg	avg/g
Davis, Vincent	4	43	168	15	153	3.6	2	19	38.2
Abanikanda, Is	4	33	151	4	147	4.5	2	17	36.8
Hammond Jr., R	3	26	145	8	137	5.3	3	25	45.7
Pickett, Kenny	4	30	175	54	121	4.0	2	20	30.2
Carter, Daniel	4	6	31	0	31	5.2	1	11	7.8
Jacques-Louis,	4	5	31	3	28	5.6	0	21	7.0
Davis, A.J.	1	2	21	0	21	10.5	1	18	21.0
Sibley Jr., To	3	5	19	0	19	3.8	0	14	6.3
Patti, Nick	3	1	9	0	9	9.0	1	9	3.0
Mack, Taysir	4	1	8	0	8	8.0	0	8	2.0
Stovall, Melqui	4	1	7	0	7	7.0	0	7	1.8
Addison, Jordan	4	1	5	0	5	5.0	0	5	1.2
TEAM	4	5	0	40	-40	-8.0	0	0	-10.0
Total	4	159	770	124	646	4.1	12	25	161.5
Opponents	4	137	594	156	438	3.2	6	70	109.5

Passing	gp	effic	comp-att-int	pct	yds	td	lg	avg/g
Pickett, Kenny	4	195.63	98-132-1	74.2	1342	15	67	335.5
Patti, Nick	3	182.67	11-12-0	91.7	130	0	21	43.3
Beville, Davis	2	196.80	3-4-0	75.0	58	0	28	29.0
Wayne, Jared	3	564.40	1-1-0	100.0	16	1	16	5.3
Total	4	197.09	113-149-1	75.8	1546	16	67	386.5
Opponents	4	126.49	72-124-2	58.1	822	6	54	205.5

Receiving	gp	no.	yds	avg	td	lg	avg/g
Addison, Jordan	4	23	407	17.7	8	67	101.8
Wayne, Jared	3	14	211	15.1	0	40	70.3
Krull, Lucas	4	13	148	11.4	4	24	37.0
Mack, Taysir	4	11	183	16.6	1	31	45.8
Jacques-Louis,	4	8	89	11.1	1	17	22.2
Abanikanda, Is	4	8	73	9.1	0	25	18.2
Bartholomew, Gav	4	7	77	11.0	0	24	19.2
Davis, Vincent	4	7	45	6.4	0	10	11.2
Barden, Jaylon	4	6	140	23.3	1	47	35.0
Stovall, Melqui	4	6	73	12.2	1	31	18.2
Davis, A.J.	1	4	23	5.8	0	11	23.0
Bradley, Jaden	2	3	61	20.3	0	28	30.5
Tipton, Tre	4	1	6	6.0	0	6	1.5
Vardzel, John	4	1	6	6.0	0	6	1.5
Hammond Jr., R	3	1	4	4.0	0	4	1.3
Total	4	113	1546	13.7	16	67	386.5
Opponents	4	72	822	11.4	6	54	205.5

Punt Returns	no.	yds	avg	td	lg
Stovall, Melqui	7	3	0.4	0	10
Barden, Jaylon	4	35	8.8	0	27
Total	11	38	3.5	0	27
Opponents	2	13	6.5	0	3

Interceptions	no.	yds	avg	td	lg
Mathis, Damarr	1	35	35.0	1	35
Hill, Brandon	1	25	25.0	0	25
Total	2	60	30.0	1	35
Opponents	1	-2	-2.0	0	0

Kick Returns	no.	yds	avg	td	lg
Barden, Jaylon	4	83	20.8	0	47
Stovall, Melqui	3	46	15.3	0	22
Abanikanda, Is	1	18	18.0	0	18
Total	8	147	18.4	0	47
Opponents	15	305	20.3	0	39

Fumble Returns	no.	yds	avg	td	lg
Total	0	0	0.0	0	0
Opponents	1	2	2.0	0	2

The Automated ScoreBook
Pitt Overall Individual Statistics (as of Sep 27, 2021)
All games

Scoring	td	fg	PAT				dpx	saf	pts
			kick	rush	rcv	pass			
Addison, Jordan	8	-	-	-	-	-	-	48	
Scarton,Sam	-	3-3	23-25	-	-	-	-	32	
Krull, Lucas	4	-	-	-	-	-	-	24	
Hammond Jr., R	3	-	-	-	-	-	-	18	
Pickett, Kenny	2	-	-	-	-	-	-	12	
Abanikanda, Is	2	-	-	-	-	-	-	12	
Davis, Vincent	2	-	-	-	-	-	-	12	
Mathis, Damarr	1	-	-	-	-	-	-	6	
Carter, Daniel	1	-	-	-	-	-	-	6	
Patti, Nick	1	-	-	-	-	-	-	6	
Davis, A.J.	1	-	-	-	-	-	-	6	
Jacques-Louis,	1	-	-	-	-	-	-	6	
Mack, Taysir	1	-	-	-	-	-	-	6	
Stovall, Melqui	1	-	-	-	-	-	-	6	
Barden, Jaylon	1	-	-	-	-	-	-	6	
Sauls, Ben	-	-	2-4	-	-	-	-	2	
Campbell, Phil	-	-	-	-	-	-	1	2	
Total	29	3-3	25-29	-	-	-	- 1	210	
Opponents	12	3-5	11-12	-	-	-	-	92	

Total Offense	g	plays	rush	pass	total	avg/g
Pickett, Kenny	4	162	121	1342	1463	365.8
Davis, Vincent	4	43	153	0	153	38.2
Abanikanda, Is	4	33	147	0	147	36.8
Patti, Nick	3	13	9	130	139	46.3
Hammond Jr., R	3	26	137	0	137	45.7
Beville, Davis	2	4	0	58	58	29.0
Carter, Daniel	4	6	31	0	31	7.8
Jacques-Louis,	4	5	28	0	28	7.0
Davis, A.J.	1	2	21	0	21	21.0
Sibley Jr., To	3	5	19	0	19	6.3
Wayne, Jared	3	1	0	16	16	5.3
Mack, Taysir	4	1	8	0	8	2.0
Stovall, Melqui	4	1	7	0	7	1.8
Addison, Jordan	4	1	5	0	5	1.2
TEAM	4	5	-40	0	-40	-10.0
Total	4	308	646	1546	2192	548.0
Opponents	4	261	438	822	1260	315.0

Field Goals	fg	pct.	01-19	20-29	30-39	40-49	50-99	lg	blk
Scarton,Sam	3-3	100.0	0-0	1-1	2-2	0-0	0-0	38	0

FG Sequence	Pitt	Opponents
UMass	(35)	34
Tennessee	(38),(27)	(37),(48)
Western Mich.	-	43,(29)
New Hampshire	-	-

Punting	no.	yds	avg	lg	tb	fc	i20	50+	blk
Christodoulou,K	14	586	41.9	58	0	7	5	2	0
TEAM	1	0	0.0	0	0	0	0	0	1
Total	15	586	39.1	58	0	7	5	2	1
Opponents	26	1123	43.2	65	1	7	5	6	0

Kickoffs	no.	yds	avg	tb	ob	retn	net	ydln
Sauls, Ben	36	2173	60.4	16	0			
Total	36	2173	60.4	16	0	20.3	40.8	24
Opponents	20	1136	56.8	6	0	18.4	42.0	23

Numbers in (parentheses) indicate field goal was made.

The Automated ScoreBook
Pitt Overall Individual Statistics (as of Sep 27, 2021)
All games

All Purpose	g	rush	rcv	pr	kr	ir	total	avg/g
Addison, Jordan	4	5	407	0	0	0	412	103.0
Barden, Jaylon	4	0	140	35	83	0	258	64.5
Abanikanda, Is	4	147	73	0	18	0	238	59.5
Wayne, Jared	3	0	211	0	0	0	211	70.3
Davis, Vincent	4	153	45	0	0	0	198	49.5
Mack, Taysir	4	8	183	0	0	0	191	47.8
Krull, Lucas	4	0	148	0	0	0	148	37.0
Hammond Jr.,	3	137	4	0	0	0	141	47.0
Stovall, Melqui	4	7	73	3	46	0	129	32.2
Pickett, Kenny	4	121	0	0	0	0	121	30.2
Jacques-Louis,	4	28	89	0	0	0	117	29.2
Bartholomew, Ga	4	0	77	0	0	0	77	19.2
Bradley, Jaden	2	0	61	0	0	0	61	30.5
Davis, A.J.	1	21	23	0	0	0	44	44.0
Mathis, Damarr	4	0	0	0	0	35	35	8.8
Carter, Daniel	4	31	0	0	0	0	31	7.8
Hill, Brandon	4	0	0	0	0	25	25	6.2
Sibley Jr., To	3	19	0	0	0	0	19	6.3
Patti, Nick	3	9	0	0	0	0	9	3.0
Tipton, Tre	4	0	6	0	0	0	6	1.5
Vardzel, John	4	0	6	0	0	0	6	1.5
TEAM	4	-40	0	0	0	0	-40	-10.0
Total	4	646	1546	38	147	60	2437	609.2
Opponents	4	438	822	13	305	-2	1576	394.0

The Automated ScoreBook
Pitt Overall Defensive Statistics (as of Sep 27, 2021)
All games

##	Defensive Leaders	gp	Tackles				tfl/yds	Sacks no-yds	Pass defense			Fumbles		blkd	
			ua	a	tot				int-yds	brup	qbh	rcv-yds	ff	kick	saf
7	Dennis, SirVoce	3	6	16	22	1.0-1	.	.	.	2	
9	Hill, Brandon	4	10	10	20	.	.	1-25	2	
38	Bright, Cam	4	5	13	18	1.0-2	.	.	.	2	
24	Campbell, Phil	4	5	13	18	3.5-28	3.0-27	.	1	3	.	.	.	1	
0	Petrishen, John	4	7	11	18	3.0-12	2.0-10	.	.	1	
31	Hallett, Erick	4	11	6	17	0.5-1	.	.	2	.	1-0	1	.	.	
20	Davis, Wendell	4	3	12	15	3.5-12	1.0-9	.	.	1	
87	Baldonado,Habak	4	8	5	13	5.0-24	3.5-20	.	.	2	1-0	1	.	.	
36	Pine, Chase	4	6	5	11	0.5-1	
26	Tallandier, Ju	4	4	6	10	0.5-0	
30	George, Brando	4	6	4	10	2.0-4	.	.	.	1	
8	Kancey, Calijah	4	8	2	10	3.0-20	2.0-16	.	.	1	
15	Battle, Rashad	4	8	1	9	
21	Mathis, Damarr	4	7	2	9	.	.	1-35	1	1	
5	Alexandre,Desli	3	1	8	9	2.0-12	0.5-7	.	1	3	
6	Morgan, John	4	4	4	8	1.0-13	1.0-13	.	1	3	
22	O'Brien, P.J.	4	1	7	8	.	.	.	1	
14	Williams, Marq	4	7	1	8	.	.	.	1	
2	Green, David	4	3	4	7	1.0-7	1.0-7	.	1	1	
17	Smith, Leslie	4	1	5	6	
10	Camp, Keyshon	4	1	4	5	1.0-12	1.0-12	.	.	1	1-0	1	.	.	
27	Mack III,Buddy	2	2	3	5	
25	Woods, A.J.	4	4	.	4	.	.	.	1	
50	Hayes, Dayon	4	1	3	4	0.5-1	.	.	1	3	
92	Bentley,Tyler	4	1	3	4	
4J	Johnson, Nahki	2	2	1	3	
95	Danielson,Devin	4	1	2	3	1.0-11	1.0-11	
90	Jules,Deandre	3	1	1	2	
12	Devonshire, M.	4	2	.	2	.	.	.	1	
9K	Sauls, Ben	4	2	.	2	
11	Kamara, Bangal	4	2	.	2	3	
16	Temple, Nate	2	1	.	1	
34	DeShields,Solom	3	.	1	1	
19	Royal, Jahvant	2	.	1	1	
28	Biglow, Noah	2	.	1	1	.	.	.	1	
57	Brima,Bam	1	.	1	1	1-0	.	.	.	
55	Minor, Marcus	4	1	.	1	
96	Maloney,Chris	3	2	
Total		4	132	156	288	30-161	16-132	2-60	15	30	4-0	3	.	1	
Opponents		4	168	138	306	25-87	7-50	1--2	12	15	4-2	2	1	.	

The Automated ScoreBook
Pitt Team Game-by-Game (as of Sep 27, 2021)
All games

TEAM STATISTICS

Date	Opponent	Rushing				Receiving				Passing				Kick Returns				Punt Returns				tot off
		no.	yds	td	lg	no.	yds	td	lg	cmp-att-int	yds	td	lg	no.	yds	td	lg	no.	yds	td	lg	
9/4/21	UMASS	41	223	5	21	34	375	2	47	34-45-0	375	2	47	1	47	0	47	4	-1	0	7	598
9/11/21	at Tennessee	45	96	2	13	25	301	3	40	25-37-0	301	3	40	3	36	0	15	1	5	0	5	397
9/18/21	WESTERN MICH.	24	75	0	20	25	415	6	67	25-34-1	415	6	67	2	43	0	22	2	13	0	10	490
9/25/21	NEW HAMPSHIRE	49	252	5	25	29	455	5	47	29-33-0	455	5	47	2	21	0	18	4	21	0	27	707
Pitt		159	646	12	25	113	1546	16	67	113-149-1	1546	16	67	8	147	0	47	11	38	0	27	2192
		137	438	6	70	72	822	6	54	72-124-2	822	6	54	15	305	0	39	2	13	0	3	1260

Games: 4 • Avg/rush: 4.1 • Avg/catch: 13.7 • Pass effic: 197.09 • KR avg: 18.4 • PR avg: 3.5 • All purpose avg/game: 609.2 • Total offense avg/gm: 548.0

Date	Opponent	Tackles				Sacks no-yds	Fumble		Pass Defense			blkd kick	PAT Attempts			off			
		ua	a	total	tfl-yds		ff	fr-yds	int-yds	qbh	brup		kick	rush	rcv	saf	t/o	pts	
9/4/21	UMASS	33	18	51	6.0-36	5.0-34	1	1-0	0-0	9	4	0	6-7	0	0	0	0	7	51
9/11/21	at Tennessee	38	34	72	9.0-42	5.0-34	2	2-0	1-25	3	2	0	5-5	0	0	0	0	3	41
9/18/21	WESTERN MICH.	43	56	99	7.0-37	3.0-28	0	0-0	0-0	4	4	0	5-6	0	0	0	0	0	41
9/25/21	NEW HAMPSHIRE	18	48	66	8.0-46	3.0-36	0	1-0	1-35	14	5	0	9-11	0	0	1	6	77	
Pitt		132	156	288	30.0-161	16.0-132	3	4-0	2-60	30	15	0	25-29	0	0	1	16	210	
		168	138	306	25.0-87	7.0-50	2	4-2	1--2	15	12	1	11-12	0	0	0	21	92	

Date	Opponent	Punting						Field Goals				Kickoffs						
		no.	yds	avg	long	blkd	tb	fc	50+	i20	md-att	long	blkd	no.	yds	avg	tb	ob
9/4/21	UMASS	2	89	44.5	47	0	0	1	0	1	1-1	35	0	9	543	60.3	4	0
9/11/21	at Tennessee	7	244	34.9	52	1	0	3	1	2	2-2	38	0	8	513	64.1	4	0
9/18/21	WESTERN MICH.	3	112	37.3	49	0	0	1	0	1	0-0	0	0	7	439	62.7	4	0
9/25/21	NEW HAMPSHIRE	3	141	47.0	58	0	0	2	1	1	0-0	0	0	12	678	56.5	4	0
Pitt		15	586	39.1	58	1	0	7	2	5	3-3	38	0	36	2173	60.4	16	0
		26	1123	43.2	65	0	1	7	6	5	3-5	48	0	20	1136	56.8	6	0

The Automated ScoreBook
Pitt Opponent Game-by-Game (as of Sep 27, 2021)
All games

OPPONENT STATISTICS

Date	Opponent	Rushing				Receiving				Passing				Kick Returns				Punt Returns				tot off
		no.	yds	td	lg	no.	yds	td	lg	cmp-att-int	yds	td	lg	no.	yds	td	lg	no.	yds	td	lg	
9/4/21	UMASS	27	42	1	20	14	167	0	32	14-31-0	167	0	32	4	67	0	24	0	0	0	0	209
9/11/21	at Tennessee	33	136	2	54	22	238	2	44	22-33-1	238	2	44	4	122	0	39	1	10	0	0	374
9/18/21	WESTERN MICH.	48	160	3	34	26	357	3	54	26-36-0	357	3	54	2	45	0	25	0	0	0	0	517
9/25/21	NEW HAMPSHIRE	29	100	0	70	10	60	1	18	10-24-1	60	1	18	5	71	0	19	1	3	0	3	160
Opponents		137	438	6	70	72	822	6	54	72-124-2	822	6	54	15	305	0	39	2	13	0	3	1260
		159	646	12	25	113	1546	16	67	113-149-1	1546	16	67	8	147	0	47	11	38	0	27	2192

Games: 4 • Avg/rush: 3.2 • Avg/catch: 11.4 • Pass effic: 126.49 • KR avg: 20.3 • PR avg: 6.5 • All purpose avg/game: 394.0 • Total offense avg/gm: 315.0

Date	Opponent	Tackles				Sacks	Fumble		Pass Defense			blkd	PAT Attempts			off		
		ua	a	total	tfl-yds		no-yds	ff	fr-yds	int-yds	qbh		brup	kick	kick	rush	rcv	saf
9/4/21	UMASS	50	28	78	3.0-9	1.0-7	1	2-0	0-0	1	4	0	1-1	0	0	0	7	7
9/11/21	at Tennessee	42	40	82	10.0-35	2.0-13	0	0-0	0-0	5	4	1	4-4	0	0	0	0	34
9/18/21	WESTERN MICH.	29	20	49	8.0-26	2.0-17	1	2-2	1--2	5	2	0	5-6	0	0	0	14	44
9/25/21	NEW HAMPSHIRE	47	50	97	4.0-17	2.0-13	0	0-0	0-0	4	2	0	1-1	0	0	0	0	7
Opponents		168	138	306	25.0-87	7.0-50	2	4-2	1--2	15	12	1	11-12	0	0	0	21	92
		132	156	288	30.0-161	16.0-132	3	4-0	2-60	30	15	0	25-29	0	0	1	16	210

Date	Opponent	Punting						Field Goals				Kickoffs						
		no.	yds	avg	long	blkd	tb	fc	50+	i20	md-att	long	blkd	no.	yds	avg	tb	ob
9/4/21	UMASS	9	367	40.8	56	0	0	1	2	1	0-1	0	0	2	130	65.0	1	0
9/11/21	at Tennessee	4	183	45.8	51	0	0	2	2	1	2-2	48	0	7	377	53.9	1	0
9/18/21	WESTERN MICH.	5	230	46.0	54	0	0	2	1	2	1-2	29	0	8	464	58.0	4	0
9/25/21	NEW HAMPSHIRE	8	343	42.9	65	0	1	2	1	1	0-0	0	0	3	165	55.0	0	0
Opponents		26	1123	43.2	65	0	1	7	6	5	3-5	48	0	20	1136	56.8	6	0
		15	586	39.1	58	1	0	7	2	5	3-3	38	0	36	2173	60.4	16	0

The Automated ScoreBook
Pitt Game Superlatives (as of Sep 27, 2021)
All games

INDIVIDUAL GAME HIGHS

Rushes	19	Davis, Vincent at Tennessee (9/11/21)
Yards Rushing	100	Hammond Jr., R vs New Hampshire (9/25/21)
TD Rushes	3	Hammond Jr., R vs New Hampshire (9/25/21)
Long Rush	25	Hammond Jr., R vs New Hampshire (9/25/21)
Pass attempts	37	Pickett, Kenny vs UMass (9/4/21)
Pass completions	27	Pickett, Kenny vs UMass (9/4/21)
Yards Passing	403	Pickett, Kenny vs New Hampshire (9/25/21)
TD Passes	6	Pickett, Kenny vs Western Mich. (9/18/21)
Long Pass	67	Pickett, Kenny vs Western Mich. (9/18/21)
Receptions	6	Wayne, Jared vs UMass (9/4/21)
	6	Addison, Jordan at Tennessee (9/11/21)
	6	Addison, Jordan vs Western Mich. (9/18/21)
	6	Addison, Jordan vs New Hampshire (9/25/21)
Yards Receiving	179	Addison, Jordan vs New Hampshire (9/25/21)
TD Receptions	3	Addison, Jordan vs Western Mich. (9/18/21)
	3	Addison, Jordan vs New Hampshire (9/25/21)
Long Reception	67	Addison, Jordan vs Western Mich. (9/18/21)
Field Goals	2	Scarton, Sam at Tennessee (9/11/21)
Long Field Goal	38	Scarton, Sam at Tennessee (9/11/21)
Punts	6	Christodoulou, K at Tennessee (9/11/21)
Punting Avg	47.0	Christodoulou, K vs New Hampshire (9/25/21)
Long Punt	58	Christodoulou, K vs New Hampshire (9/25/21)
Punts inside 20	2	Christodoulou, K at Tennessee (9/11/21)
Long Punt Return	27	Barden, Jaylon vs New Hampshire (9/25/21)
Long Kickoff Return	47	Barden, Jaylon vs UMass (9/4/21)
Tackles	12	Bright, Cam vs Western Mich. (9/18/21)
Sacks	2.0	Petrishen, John vs UMass (9/4/21)
	2.0	Baldonado, Habak at Tennessee (9/11/21)
Tackles For Loss	2.5	Baldonado, Habak vs Western Mich. (9/18/21)
Interceptions	1	Hill, Brandon at Tennessee (9/11/21)
	1	Mathis, Damarr vs New Hampshire (9/25/21)

The Automated ScoreBook
Pitt Game Superlatives (as of Sep 27, 2021)
All games

TEAM GAME HIGHS

Rushes	49	vs New Hampshire (9/25/21)
Yards Rushing	252	vs New Hampshire (9/25/21)
Yards Per Rush	5.4	vs UMass (9/4/21)
TD Rushes	5	vs UMass (9/4/21)
	5	vs New Hampshire (9/25/21)
Pass attempts	45	vs UMass (9/4/21)
Pass completions	34	vs UMass (9/4/21)
Yards Passing	455	vs New Hampshire (9/25/21)
Yards Per Pass	13.8	vs New Hampshire (9/25/21)
TD Passes	6	vs Western Mich. (9/18/21)
Total Plays	86	vs UMass (9/4/21)
Total Offense	707	vs New Hampshire (9/25/21)
Yards Per Play	8.6	vs New Hampshire (9/25/21)
Points	77	vs New Hampshire (9/25/21)
Sacks By	5	vs UMass (9/4/21)
	5	at Tennessee (9/11/21)
First Downs	35	vs UMass (9/4/21)
	35	vs New Hampshire (9/25/21)
Penalties	9	at Tennessee (9/11/21)
Penalty Yards	82	vs Western Mich. (9/18/21)
Turnovers	3	vs Western Mich. (9/18/21)
Interceptions By	1	at Tennessee (9/11/21)
	1	vs New Hampshire (9/25/21)
Punts	7	at Tennessee (9/11/21)
Punting Avg	47.0	vs New Hampshire (9/25/21)
Long Punt	58	vs New Hampshire (9/25/21)
Punts inside 20	2	at Tennessee (9/11/21)
Long Punt Return	27	vs New Hampshire (9/25/21)

The Automated ScoreBook
Pitt Game Superlatives (as of Sep 27, 2021)
All games

OPPONENT INDIVIDUAL GAME HIGHS

Rushes	22	Jefferson,La'Da, vs Western Mich. (9/18/21)
Yards Rushing	91	Washington Jr., vs New Hampshire (9/25/21)
TD Rushes	2	Jefferson,La'Da, vs Western Mich. (9/18/21)
Long Rush	70	Washington Jr., vs New Hampshire (9/25/21)
Pass attempts	33	Eleby,Kaleb, vs Western Mich. (9/18/21)
Pass completions	23	Eleby,Kaleb, vs Western Mich. (9/18/21)
Yards Passing	337	Eleby,Kaleb, vs Western Mich. (9/18/21)
TD Passes	3	Eleby,Kaleb, vs Western Mich. (9/18/21)
Long Pass	54	Eleby,Kaleb, vs Western Mich. (9/18/21)
Receptions	11	Moore,Skyy, vs Western Mich. (9/18/21)
Yards Receiving	161	Crooms,Corey, vs Western Mich. (9/18/21)
TD Receptions	1	Warren,Jacob, at Tennessee (9/11/21)
	1	Calloway,Jimmy, at Tennessee (9/11/21)
	1	Moore,Skyy, vs Western Mich. (9/18/21)
	1	Crooms,Corey, vs Western Mich. (9/18/21)
	1	Tyler,Sean, vs Western Mich. (9/18/21)
	1	Coyne,Sean, vs New Hampshire (9/25/21)
Long Reception	54	Crooms,Corey, vs Western Mich. (9/18/21)
Field Goals	2	McGrath,Chase, at Tennessee (9/11/21)
Long Field Goal	48	McGrath,Chase, at Tennessee (9/11/21)
Punts	9	Georgeopoulos,, vs UMass (9/4/21)
Punting Avg	46.0	Mihalic,Nick, vs Western Mich. (9/18/21)
Long Punt	65	Cadogan,Aidan, vs New Hampshire (9/25/21)
Punts inside 20	2	Mihalic,Nick, vs Western Mich. (9/18/21)
Long Punt Return	3	Horn,Evan, vs New Hampshire (9/25/21)
Long Kickoff Return	39	Jones Jr.,Velus, at Tennessee (9/11/21)
Tackles	15	Palm,Noah, vs New Hampshire (9/25/21)
Sacks	1.0	Gonsalves, Xav, vs UMass (9/4/21)
	1.0	Jackson,Theo, at Tennessee (9/11/21)
	1.0	Banks,Jeremy, at Tennessee (9/11/21)
	1.0	Fayad,Ali, vs Western Mich. (9/18/21)
	1.0	Fiske,Braden, vs Western Mich. (9/18/21)
	1.0	Lewis,Elijah, vs New Hampshire (9/25/21)
	1.0	Gibson,Gunner, vs New Hampshire (9/25/21)
Tackles For Loss	2.5	Baron,Tyler, at Tennessee (9/11/21)
Interceptions	1	Jackson,Dorian, vs Western Mich. (9/18/21)

The Automated ScoreBook
Pitt Game Superlatives (as of Sep 27, 2021)
All games

OPPONENT TEAM GAME HIGHS

Rushes	48	vs Western Mich. (9/18/21)
Yards Rushing	160	vs Western Mich. (9/18/21)
Yards Per Rush	4.1	at Tennessee (9/11/21)
TD Rushes	3	vs Western Mich. (9/18/21)
Pass attempts	36	vs Western Mich. (9/18/21)
Pass completions	26	vs Western Mich. (9/18/21)
Yards Passing	357	vs Western Mich. (9/18/21)
Yards Per Pass	9.9	vs Western Mich. (9/18/21)
TD Passes	3	vs Western Mich. (9/18/21)
Total Plays	84	vs Western Mich. (9/18/21)
Total Offense	517	vs Western Mich. (9/18/21)
Yards Per Play	6.2	vs Western Mich. (9/18/21)
Points	44	vs Western Mich. (9/18/21)
Sacks By	2	at Tennessee (9/11/21)
	2	vs Western Mich. (9/18/21)
	2	vs New Hampshire (9/25/21)
First Downs	27	vs Western Mich. (9/18/21)
Penalties	13	at Tennessee (9/11/21)
Penalty Yards	134	at Tennessee (9/11/21)
Turnovers	3	at Tennessee (9/11/21)
Interceptions By	1	vs Western Mich. (9/18/21)
Punts	9	vs UMass (9/4/21)
Punting Avg	46.0	vs Western Mich. (9/18/21)
Long Punt	65	vs New Hampshire (9/25/21)
Punts inside 20	2	vs Western Mich. (9/18/21)
Long Punt Return	3	vs New Hampshire (9/25/21)

The Automated ScoreBook
Pitt Red-Zone Results (as of Sep 27, 2021)
All games

Pitt Inside Opponent Red-Zone

Date	Opponent	Score	Times In RZ	Times Scored	Total Pts	Rush TDs	Pass TDs	FGs Made	Failed to score inside RZ						
									FGA	Down	Int	Fumb	Half	Game	
9/4/21	UMASS	W 51-7	10	8	51	7	5	2	1	0	1	0	1	0	0
9/11/21	at Tennessee	W 41-34	7	7	41	5	2	3	2	0	0	0	0	0	0
9/18/21	WESTERN MICH.	L 41-44	1	1	7	1	0	1	0	0	0	0	0	0	0
9/25/21	NEW HAMPSHIRE	W 77-7	7	7	48	7	5	2	0	0	0	0	0	0	0
Totals			25	23	147	20	12	8	3	0	1	0	1	0	0
			23 of 25 (92.0%)												

Opponents Inside Pitt Red-Zone

Date	Opponent	Score	Times In RZ	Times Scored	Total Pts	Rush TDs	Pass TDs	FGs Made	Failed to score inside RZ						
									FGA	Down	Int	Fumb	Half	Game	
9/4/21	UMASS	W 51-7	2	1	7	1	1	0	0	1	0	0	0	0	0
9/11/21	at Tennessee	W 41-34	6	5	27	3	2	1	2	0	1	0	0	0	0
9/18/21	WESTERN MICH.	L 41-44	7	5	31	4	3	1	1	1	0	0	0	1	0
9/25/21	NEW HAMPSHIRE	W 77-7	2	1	7	1	0	1	0	0	0	0	1	0	0
Totals			17	12	72	9	6	3	3	2	1	0	1	1	0
			12 of 17 (70.6%)												

The Automated ScoreBook
Pitt Games Played (as of Sep 27, 2021)
All games

##	PLAYER	GP-GS	MA	TENN	WMU	NH
2A	Abanikanda, Is	4/-	XXX	XXX	XXX	XXX
3	Addison, Jordan	4/4	START	START	START	START
94	Adomitis, Cal	4/-	XXX	XXX	XXX	XXX
5	Alexandre, Desli	3/2	...	XXX	START	START
63	Altsman, Matt	1/-	XXX
87	Baldonado, Habak	4/4	START	START	START	START
1B	Barden, Jaylon	4/-	XXX	XXX	XXX	XXX
86	Bartholomew, Gav	4/1	XXX	XXX	XXX	START
15	Battle, Rashad	4/-	XXX	XXX	XXX	XXX
92	Bentley, Tyler	4/-	XXX	XXX	XXX	XXX
1Q	Beville, Davis	2/-	XXX	XXX
85	Bickhart, Garret	1/-	XXX
28	Biglow, Noah	2/-	XXX	XXX
81	Bradley, Jaden	2/-	XXX	XXX
38	Bright, Cam	4/4	START	START	START	START
57	Brima, Bam	1/-	XXX
10	Camp, Keyshon	4/3	START	XXX	START	START
24	Campbell, Phil	4/4	START	START	START	START
84	Carrigan, Grant	2/-	XXX	XXX
4C	Carter, Daniel	4/-	XXX	XXX	XXX	XXX
98	Christodoulou, K	4/-	XXX	XXX	XXX	XXX
5C	Collier, Jason	4/-	XXX	XXX	XXX	XXX
95	Danielson, Devin	4/-	XXX	XXX	XXX	XXX
2D	Davis, A.J.	1/1	START
2V	Davis, Vincent	4/3	XXX	START	START	START
20	Davis, Wendell	4/1	XXX	XXX	XXX	START
2L	DelGaudio, Luke	1/-	XXX
7	Dennis, SirVoce	3/3	START	START	START	...
34	DeShields, Solom	3/-	...	XXX	XXX	XXX
12	Devonshire, M.	4/-	XXX	XXX	XXX	XXX
9D	Donald, Elliot	1/-	XXX
60	Drexel, Owen	3/3	START	START	START	...
30	George, Brando	4/-	XXX	XXX	XXX	XXX
76	Goncalves, Mat	4/1	XXX	XXX	XXX	START
2	Green, David	4/1	XXX	START	XXX	XXX
9G	Guess, Cam	1/-	XXX
31	Hallett, Erick	4/4	START	START	START	START
9H	Hammond Jr., R	3/-	XXX	...	XXX	XXX
50	Hayes, Dayon	4/-	XXX	XXX	XXX	XXX
9	Hill, Brandon	4/4	START	START	START	START
5H	Houy, Gabe	4/4	START	START	START	START
18	Jacques-Louis,	4/3	XXX	START	START	START
4J	Johnson, Nahki	2/-	XXX	XXX
90	Jules, Deandre	3/-	XXX	XXX	...	XXX
2J	Junko, Josh	1/-	XXX
11	Kamara, Bangal	4/-	XXX	XXX	XXX	XXX
8	Kancey, Calijah	4/4	START	START	START	START

The Automated ScoreBook
Pitt Games Played (as of Sep 27, 2021)
All games

##	PLAYER	GP-GS	MA	TENN	WMU	NH
1K	Kosanovich,Eli	1/-	XXX
53	Kradel, Jake	4/4	START	START	START	START
7K	Krull, Lucas	4/3	START	START	XXX	START
27	Mack III,Buddy	2/-	...	XXX	...	XXX
1M	Mack, Taysir	4/3	START	START	START	XXX
96	Maloney,Chris	3/-	XXX	...	XXX	XXX
21	Mathis, Damarr	4/4	START	START	START	START
69	Metrosky,Matt	1/-	XXX
2M	Mimes,Kaymar	2/-	XXX	XXX
55	Minor, Marcus	4/4	START	START	START	START
58	Moore, Terrenc	3/-	XXX	XXX	...	XXX
6	Morgan, John	4/2	START	START	XXX	XXX
22	O'Brien, P.J.	4/-	XXX	XXX	XXX	XXX
45	Palmer,Noah	1/-	XXX
1P	Patti, Nick	3/-	XXX	...	XXX	XXX
62	Peters,Dakota	1/-	XXX
0	Petrishen, John	4/-	XXX	XXX	XXX	XXX
8P	Pickett, Kenny	4/4	START	START	START	START
36	Pine, Chase	4/-	XXX	XXX	XXX	XXX
19	Royal, Jahvant	2/-	XXX	XXX
9K	Sauls, Ben	4/-	XXX	XXX	XXX	XXX
91	Scarton,Sam	4/-	XXX	XXX	XXX	XXX
23	Sibley Jr., To	3/-	XXX	XXX	...	XXX
17	Smith, Leslie	4/-	XXX	XXX	XXX	XXX
3S	Stewart,Isaiah	1/-	XXX
4	Stovall, Melqui	4/1	START	XXX	XXX	XXX
26	Tallandier, Ju	4/-	XXX	XXX	XXX	XXX
78	Taylor, Branso	4/-	XXX	XXX	XXX	XXX
16	Temple, Nate	2/-	XXX	XXX
6T	Tipton, Tre	4/-	XXX	XXX	XXX	XXX
83	Vardzel,John	4/-	XXX	XXX	XXX	XXX
77	Warren, Carter	4/4	START	START	START	START
5W	Wayne, Jared	3/1	XXX	XXX	START	...
14	Williams, Marq	4/4	START	START	START	START
74	Wilson, Keldri	3/-	XXX	...	XXX	XXX
25	Woods, A.J.	4/-	XXX	XXX	XXX	XXX
2W	Wright, Kyi	4/-	XXX	XXX	XXX	XXX
1Y	Yellen,Joey	1/-	XXX
41	Zilinskas, Jak	3/-	XXX	XXX	XXX	...
68	Zubovic, Blake	3/-	XXX	XXX	...	XXX

The Automated ScoreBook
Pitt Total Tackles Game-by-Game (as of Sep 27, 2021)
All games

Total Tackles	UA-A	Total	MA	TENN	WMU	NH
Dennis, SirVoce	6-16	22	2-4	3-3	1-9	DNP
Hill, Brandon	10-10	20	0-1	6-1	2-6	2-2
Campbell, Phil	5-13	18	1-2	2-3	1-6	1-2
Bright, Cam	5-13	18	-	2-2	2-10	1-1
Petrishen, John	7-11	18	4-2	2-3	1-3	0-3
Hallett, Erick	11-6	17	2-1	3-1	6-2	0-2
Davis, Wendell	3-12	15	1-0	0-3	1-5	1-4
Baldonado,Habak	8-5	13	1-0	2-2	5-2	0-1
Pine, Chase	6-5	11	3-0	0-2	3-2	0-1
Tallandier, Ju	4-6	10	1-1	1-3	2-0	0-2
George, Brando	6-4	10	1-0	1-0	-	4-4
Kancey, Calijah	8-2	10	4-1	1-1	3-0	-
Alexandre,Desli	1-8	9	DNP	1-4	0-2	0-2
Battle, Rashad	8-1	9	4-0	1-0	2-1	1-0
Mathis, Damarr	7-2	9	-	3-2	3-0	1-0
Morgan, John	4-4	8	2-0	0-1	1-1	1-2
Williams, Marq	7-1	8	1-0	2-0	4-0	0-1
O'Brien, P.J.	1-7	8	1-2	-	-	0-5
Green, David	3-4	7	-	2-0	1-2	0-2
Smith, Leslie	1-5	6	0-1	-	-	1-4
Camp, Keyshon	1-4	5	-	1-2	0-1	0-1
Mack III,Buddy	2-3	5	DNP	-	DNP	2-3
Bentley,Tyler	1-3	4	1-0	-	0-2	0-1
Hayes, Dayon	1-3	4	0-1	1-0	-	0-2
Woods, A.J.	4-0	4	2-0	1-0	1-0	-
Danielson,Devin	1-2	3	-	0-1	1-1	-
Johnson, Nahki	2-1	3	1-1	DNP	DNP	1-0
Sauls, Ben	2-0	2	-	2-0	-	-
Kamara, Bangal	2-0	2	-	-	1-0	1-0
Jules,Deandre	1-1	2	-	1-0	DNP	0-1
Devonshire, M.	2-0	2	-	-	1-0	1-0
Minor, Marcus	1-0	1	-	-	1-0	-
DeShields,Solom	0-1	1	DNP	-	0-1	-
Royal, Jahvant	0-1	1	-	DNP	DNP	0-1
Brima,Bam	0-1	1	DNP	DNP	DNP	0-1
Temple, Nate	1-0	1	1-0	DNP	DNP	-
Biglow, Noah	0-1	1	0-1	DNP	DNP	-

The Automated ScoreBook
Pitt Passing Game-by-Game (as of Sep 27, 2021)
All games

#8P Pickett, Kenny	Comp	Att	Int	Pct	Yards	TD	Long	Sacked	Effic
UMass	27	37	0	73.0	272	2	47	1-7	152.56
Tennessee	24	36	0	66.7	285	2	40	2-13	151.50
Western Mich.	23	31	1	74.2	382	6	67	2-17	235.12
New Hampshire	24	28	0	85.7	403	5	47	2-13	265.54
TOTALS	98	132	1	74.2	1342	15	67	7-50	195.63

#1P Patti, Nick	Comp	Att	Int	Pct	Yards	TD	Long	Sacked	Effic
UMass	5	5	0	100.0	58	0	21	0-0	197.44
Western Mich.	2	3	0	66.7	33	0	17	0-0	159.07
New Hampshire	4	4	0	100.0	39	0	16	0-0	181.90
TOTALS	11	12	0	91.7	130	0	21	0-0	182.67

#1Q Beville, Davis	Comp	Att	Int	Pct	Yards	TD	Long	Sacked	Effic
UMass	2	3	0	66.7	45	0	28	0-0	192.67
New Hampshire	1	1	0	100.0	13	0	13	0-0	209.20
TOTALS	3	4	0	75.0	58	0	28	0-0	196.80

#5W Wayne, Jared	Comp	Att	Int	Pct	Yards	TD	Long	Sacked	Effic
Tennessee	1	1	0	100.0	16	1	16	0-0	564.40
TOTALS	1	1	0	100.0	16	1	16	0-0	564.40

The Automated ScoreBook
Pitt Rushing/Receiving Game-by-Game (as of Sep 27, 2021)
All games

RUSHING	No-Yds/TD	MA	TENN	WMU	NH
Davis, Vincent	43-153/2	6-32/1	19-33/1	11-38/0	7-50/0
Abanikanda, Is	33-147/2	7-30/1	12-43/0	1--1/0	13-75/1
Hammond Jr., R	26-137/3	8-45/0	DNP	1--8/0	17-100/3
Pickett, Kenny	30-121/2	6-39/0	10-19/1	9-57/0	5-6/1
Carter, Daniel	6-31/1	4-20/1	-	-	2-11/0
Jacques-Louis,	5-28/0	4-31/0	-	-	1--3/0
Davis, A.J.	2-21/1	2-21/1	DNP	DNP	DNP
Sibley Jr., To	5-19/0	2-14/0	-	DNP	3-5/0
Patti, Nick	1-9/1	1-9/1	DNP	-	-
Mack, Taysir	1-8/0	-	-	-	1-8/0
Stovall, Melqui	1-7/0	-	-	1-7/0	-
Addison, Jordan	1-5/0	-	1-5/0	-	-
TEAM	5--40/0	1--18/0	3--4/0	1--18/0	-

RECEIVING	No-Yds/TD	MA	TENN	WMU	NH
Addison, Jordan	23-407/8	5-40/1	6-64/1	6-124/3	6-179/3
Wayne, Jared	14-211/0	6-55/0	3-56/0	5-100/0	DNP
Mack, Taysir	11-183/1	3-34/0	4-100/0	2-23/0	2-26/1
Krull, Lucas	13-148/4	5-58/1	3-33/1	3-36/2	2-21/0
Barden, Jaylon	6-140/1	1-47/0	-	2-60/1	3-33/0
Jacques-Louis,	8-89/1	3-33/0	1-6/0	-	4-50/1
Bartholomew,Gav	7-77/0	3-21/0	-	1-8/0	3-48/0
Abanikanda, Is	8-73/0	-	4-18/0	-	4-55/0
Stovall, Melqui	6-73/1	1-10/0	1-11/1	3-41/0	1-11/0
Bradley, Jaden	3-61/0	2-45/0	DNP	DNP	1-16/0
Davis, Vincent	7-45/0	1-9/0	3-13/0	3-23/0	-
Davis, A.J.	4-23/0	4-23/0	DNP	DNP	DNP
Tipton, Tre	1-6/0	-	-	-	1-6/0
Vardzel, John	1-6/0	-	-	-	1-6/0
Hammond Jr., R	1-4/0	-	DNP	-	1-4/0

The Automated ScoreBook
Pitt Return Stats Game-by-Game (as of Sep 27, 2021)
All games

PUNT RETURNS	No-Yds	MA	TENN	WMU	NH
Barden, Jaylon	4-35	2-7	-	-	2-28
Stovall, Melqui	7-3	2--8	1-5	2-13	2--7

KICK RETURNS	No-Yds	MA	TENN	WMU	NH
Barden, Jaylon	4-83	1-47	3-36	-	-
Stovall, Melqui	3-46	-	-	2-43	1-3
Abanikanda, Is	1-18	-	-	-	1-18

INT. RETURNS	No-Yds	MA	TENN	WMU	NH
Mathis, Damar	1-35	-	-	-	1-35
Hill, Brandon	1-25	-	1-25	-	-

FUMBLE RETURNS	No-Yds	MA	TENN	WMU	NH
----------------	--------	----	------	-----	----

The Automated ScoreBook
Pitt Sacks Game-by-Game (as of Sep 27, 2021)
All games

SACKS	UA-A	Total	MA	TENN	WMU	NH
Baldonado,Habak	3-1	3.5	-	2.0-7	1.0-7	0.5-6
Campbell, Phil	3-0	3.0	1.0-7	-	1.0-10	1.0-10
Petrishen, John	2-0	2.0	2.0-10	-	-	-
Kancey, Calijah	2-0	2.0	1.0-8	1.0-8	-	-
Morgan, John	1-0	1.0	-	-	-	1.0-13
Davis, Wendell	1-0	1.0	1.0-9	-	-	-
Danielson,Devin	1-0	1.0	-	-	1.0-11	-
Green, David	1-0	1.0	-	1.0-7	-	-
Camp, Keyshon	1-0	1.0	-	1.0-12	-	-
Alexandre,Desli	0-1	0.5	DNP	-	-	0.5-7

The Automated ScoreBook
Pitt Tackle For Loss Game-by-Game (as of Sep 27, 2021)
All games

TACKLES FOR LOSS	UA-A	Total	MA	TENN	WMU	NH
Baldonado,Habak	4-2	5.0	-	2.0-7	2.5-11	0.5-6
Campbell, Phil	3-1	3.5	1.0-7	0.5-1	1.0-10	1.0-10
Davis, Wendell	3-1	3.5	1.0-9	0.5-1	1.0-1	1.0-1
Kancey, Calijah	3-0	3.0	1.0-8	1.0-8	1.0-4	-
Petrishen, John	2-2	3.0	2.0-10	0.5-0	-	0.5-2
George, Brando	2-0	2.0	-	-	-	2.0-4
Alexandre,Desli	1-2	2.0	DNP	1.5-5	-	0.5-7
Bright, Cam	1-0	1.0	-	-	-	1.0-2
Morgan, John	1-0	1.0	-	-	-	1.0-13
Dennis, SirVoce	0-2	1.0	0.5-1	-	0.5-0	DNP
Danielson,Devin	1-0	1.0	-	-	1.0-11	-
Green, David	1-0	1.0	-	1.0-7	-	-
Camp, Keyshon	1-0	1.0	-	1.0-12	-	-
Hallett, Erick	0-1	0.5	-	-	-	0.5-1
Tallandier, Ju	0-1	0.5	-	0.5-0	-	-
Pine, Chase	0-1	0.5	-	0.5-1	-	-
Hayes, Dayon	0-1	0.5	0.5-1	-	-	-

The Automated ScoreBook
Pitt Fumbles Game-by-Game (as of Sep 27, 2021)
All games

FUMBLES	No-Lost	MA	TENN	WMU	NH
TEAM	3-1	2-1	-	1-0	-
Barden, Jaylon	1-0	1-0	-	-	-
Hammond Jr., R	1-1	-	DNP	1-1	-
Davis, A.J.	1-1	1-1	DNP	DNP	DNP
Pickett, Kenny	1-1	-	-	1-1	-
Stovall, Melqui	1-0	1-0	-	-	-

FUMBLES FORCED	Number	MA	TENN	WMU	NH
Baldonado,Habak	1	-	1	-	-
Hallett, Erick	1	1	-	-	-
Camp, Keyshon	1	-	1	-	-

FUMBLES RECOVERED	Number	MA	TENN	WMU	NH
Baldonado,Habak	1	-	1	-	-
Brima,Bam	1	DNP	DNP	DNP	1
Hallett, Erick	1	1	-	-	-
Camp, Keyshon	1	-	1	-	-