

GEORGIA TECH FOOTBALL

GT

ATL

2021

404  
FOR THE

# INFORMATION GUIDE

RELENTLESS. FOCUSED. TOGETHER.





RELENTLESS - FOCUSED - TOGETHER

# WHAT'S IMPORTANT NOW

  
**404**  
FOR THE

# 21

**ATL**







GEORGIA INSTITUTE OF TECHNOLOGY

# NUMBER ONE PUBLIC INSTITUTION IN AMERICA









# MINISTER OF MAYHEM

**“WE ARE GOING TO GET THE BEST OF THE BEST TO COME PLAY FOR US. THE EFFORT PIECE IS NEVER GOING TO CHANGE BECAUSE THAT’S WHAT OUR CULTURE IS BUILT ON. EFFORT IN THE CLASSROOM, EFFORT ON THE FIELD, EFFORT OFF THE FIELD, EFFORT IN EVERY SINGLE THING YOU DO BECAUSE THAT IS OUR CULTURE.”**

GEOFF COLLINS, AN ATLANTA AREA NATIVE AND ONE OF COLLEGE FOOTBALL’S MOST SUCCESSFUL AND INNOVATIVE COACHES, WAS NAMED THE 20TH FOOTBALL HEAD COACH IN GEORGIA TECH HISTORY ON DEC. 7, 2018.

BORN IN DECATUR, GA. AND RAISED IN CONYERS, GA., COLLINS TOOK THE REINS AT GEORGIA TECH AFTER SERVING AS THE HEAD COACH AT TEMPLE UNIVERSITY IN 2017 AND 2018. AT TEMPLE, HE PUT TOGETHER THE MOST SUCCESSFUL FIRST TWO SEASONS BY A HEAD COACH IN THE SCHOOL’S 121-YEAR FOOTBALL HISTORY.

COLLINS COMPILED 15 WINS AND LED TEMPLE TO TWO BOWL GAMES IN HIS TWO SEASONS WITH THE OWLS, WHICH ARE BOTH SCHOOL RECORDS FOR A COACH IN HIS FIRST TWO CAMPAIGNS AT TU.

IN HIS FIRST SEASON AT TEMPLE, COLLINS LED THE OWLS TO A 28-3 WIN OVER FLORIDA INTERNATIONAL IN THE 2017 GASPARILLA BOWL, WHICH WAS GOOD FOR ONLY THE THIRD BOWL VICTORY IN SCHOOL HISTORY AND ITS FIRST SINCE 2011.

HE COACHED THE OWLS TO AN 8-4 RECORD AND 7-1 MARK IN THE AMERICAN ATHLETIC CONFERENCE IN 2018, WITH TEMPLE’S ONLY CONFERENCE DEFEAT COMING AT NO. 8-RANKED AND UNDEFEATED UCF. THE 8-4 CAMPAIGN EARNED TEMPLE A BERTH IN THE INDEPENDENCE BOWL.

PRIOR TO BECOMING HEAD COACH AT-TEMPLE, COLLINS WAS ONE OF THE NATION’S MOST RESPECTED DEFENSIVE COORDINATORS, SERVING IN THE ROLE AT FLORIDA (2015-16), MISSISSIPPI STATE (2013-14), CO-DC: (2011-12), FIU (2010) AND HIS ALMA MATER, WESTERN CAROLINA (2002-05).





# CREATOR OF CHAOS



### GEOFF COLLINS' BOWL HISTORY (14)

Bowl	Date	Result
Gator	Jan. 1, 2000	Miami 28, Georgia Tech 13
Peach	Dec. 29, 2000	LSU 28, Georgia Tech 14
Seattle	Dec. 27, 2001	Georgia Tech 24, Stanford 14
Gator	Jan. 1, 2007	West Virginia 38, Georgia Tech 35
Independence	Dec. 30, 2007	Alabama 30, Colorado 24
St. Petersburg	Dec. 19, 2009	Rutgers 45, UCF 24
Little Caesars Pizza	Dec. 26, 2010	FIU 34, Toledo 32
Music City	Dec. 30, 2011	Mississippi State 23, Wake Forest 17
Gator	Jan. 1, 2013	Northwestern 34, Mississippi State 20
Liberty	Dec. 31, 2013	Mississippi State 44, Rice 7
Orange	Dec. 31, 2014	Georgia Tech 49, Mississippi State 34
Citrus	Jan. 1, 2016	Michigan 41, Florida 7
Outback	Jan. 2, 2017	Florida 30, Iowa 3






HIGHLIGHTS OF HIS CAREER AS A COORDINATOR INCLUDED RANKING AMONG THE NATION'S TOP 10 IN TOTAL DEFENSE IN EACH OF HIS TWO SEASONS AT FLORIDA (NO. 8 IN 2015 AND NO. 5 IN 2016), RANKING AMONG THE TOP 25 NATIONALLY IN TOTAL DEFENSE (18TH - 2013) AND SCORING DEFENSE (23RD - 2014) DURING HIS TWO SEASONS CALLING PLAYS AT MISSISSIPPI STATE AND LEADING THE SUN BELT CONFERENCE IN TOTAL DEFENSE, SCORING DEFENSE AND TURNOVER MARGIN IN HIS LONE CAMPAIGN AT FIU (2010).

HE IS THE ONLY COACH TO EVER BE NOMINATED FOR THE BROYLES AWARD, GIVEN TO COLLEGE FOOTBALL'S TOP ASSISTANT COACH, AT THREE DIFFERENT SCHOOLS (FIU - 2010, MISSISSIPPI STATE - 2014 AND FLORIDA - 2015).

COLLINS' 26-YEAR CAREER ALSO INCLUDES A PAIR OF PRIOR STINTS AT GEORGIA TECH. HE FIRST CAME TO THE FLATS AS A GRADUATE ASSISTANT (1999-2000), THEN TIGHT ENDS COACH (2001) UNDER HEAD COACH GEORGE O'LEARY FROM 1999-2001, FOLLOWED BY A YEAR AS DIRECTOR OF PLAYER PERSONNEL UNDER HEAD COACH CHAN GAILEY IN 2006.

DURING HIS INITIAL THREE SEASONS AT GEORGIA TECH UNDER O'LEARY, THE YELLOW JACKETS WERE 25-12 WITH THREE-CONSECUTIVE BOWL APPEARANCES. AS THE JACKETS' RECRUITING COORDINATOR IN 2006, COLLINS LED THE EFFORTS TO LAND A RECRUITING CLASS THAT INCLUDED DERRICK MORGAN (ALL-AMERICAN, FIRST-ROUND NFL DRAFT PICK), MORGAN BURNETT (ALL-AMERICAN, THIRD-ROUND NFL DRAFT PICK), JOSHUA NESBITT (QUARTERBACKED GT TO TWO ACC CHAMPIONSHIP GAMES) AND JONATHAN DWYER (THE SIXTH-LEADING RUSHER IN GT HISTORY).



COLLINS' COACHING CAREER ALSO INCLUDES STOPS AT WESTERN CAROLINA (STUDENT ASSISTANT - 1993-94), FRANKLIN (N.C.) H.S. (ASSISTANT COACH - 1995), FORDHAM (LINEBACKERS COACH - 1996), ALBRIGHT (DEFENSIVE COORDINATOR - 1997-98), ALABAMA (DIRECTOR OF PLAYER PERSONNEL - 2007) AND UCF (LINEBACKERS COACH/RECRUITING COORDINATOR - 2008-09).





@COACHCOLLINS  
**LEGACY**  
 50+ NFL PLAYERS

ANTHONY GAITOR, BUCCANEERS; FLETCHER COX, EAGLES;  
 CHARLES MITCHELL, FALCONS; DARIUS SLAY, LIONS;  
 JOHNATHAN BANKS, BEARS; JOHNATHAN CYPREIN, TITANS;  
 JOSH BOYD, PACKERS; TOUREK WILLIAMS, CHARGERS;  
 PRESTON SMITH, PACKERS; MATT WELLS, PATRIOTS; DEONTAE  
 SKINNER, PATRIOTS; TAVEZE CALHOUN, BEARS; VERNON  
 HARGREAVES, BUCCANEERS; KEANU NEAL, FALCONS; CHRIS  
 JONES, CHIEFS; ANTONIO MORRISON, COLTS; ALEX  
 MCCALISTER, EAGLES; BRIAN POOLE, FALCONS; JARRAD FAVIS,  
 LIONS; ALEX ANZALONE, SAINTS; CALEB BRANTLEY, BROWNS;  
 JOEY IVIE, COWBOYS; BRYAN COX, PANTHERS; TAVEN BRYAN,  
 JAGUARS; DUKE DAWSON, PATRIOTS; MARCELL HARRIS, 49ERS;  
 JACOB MARTIN, SEAHAWKS; JULLIAN TAYLOR, 49ERS; COLE  
 BOOZER, BUCCANEERS; SHARIF FINCH, TITANS; SEAN  
 CHANDLER, GIANTS; KEITH KIRKWOOD, SAINTS; ROCK YA-SIN,  
 COLTS; RYQUELL ARMSTEAD, JAGUARS; MICHAEL DOGBE,  
 CARDINALS; JAELEN ROBINSON, FALCONS; CHRIS MYARICK,  
 DOLPHINS; ROB RITROVATO, GIANTS; SHUAN BRADLEY, EAGLES;  
 CHAPELLE RUSSELL, BUCCANEERS; TYLER DAVIS, JAGUARS;  
 NATHAN COTTRELL, JAGUARS; JALEN CAMP, JAGUARS;  
 PRESSLEY HARVIN III, STEELERS



IN ALL, COLLINS HAS RECRUITED AND/OR  
 COACHED MORE THAN THREE DOZEN PLAYERS THAT HAVE  
 GONE ON TO PLAY IN THE NATIONAL FOOTBALL LEAGUE.  
 AMONG COLLINS' PUPILS IN THE NFL ARE PHILADELPHIA  
 EAGLES ALL-PRO DEFENSIVE TACKLE FLETCHER COX (A  
 CONSENSUS ALL-AMERICAN AT MISSISSIPPI STATE AND  
 NO. 12 OVERALL PICK IN THE 2012 NFL DRAFT), TAMPA  
 BAY BUCCANEERS CORNERBACK VERNON HARGREAVES  
 (A CONSENSUS ALL-AMERICAN AT FLORIDA AND NO. 11  
 OVERALL PICK IN THE 2016 NFL DRAFT), ATLANTA  
 FALCONS SAFETY KEANU NEAL (THE NO. 17 OVERALL PICK  
 IN THE 2016 NFL DRAFT) AND INDIANAPOLIS COLTS  
 CORNERBACK ROCK YA-SIN (WHO EARNED FIRST-TEAM  
 ALL-AMERICAN ATHLETIC CONFERENCE HONORS AT  
 TEMPLE AFTER TRANSFERRING FROM PRESBYTERIAN  
 COLLEGE AND WENT ON TO BE SELECTED IN THE SECOND  
 ROUND OF THE 2019 NFL DRAFT). THREE PLAYERS FROM  
 GEORGIA TECH HAVE BEEN DRAFTED UNDER COLLINS'  
 TENURE.





IN ADDITION TO BEING RENOWNED AS A COACH, STRATEGIST AND EVALUATOR, COLLINS IS ALSO WIDELY RECOGNIZED AS THE NATION'S TOP HEAD COACH WHEN IT COMES TO BRANDING HIS FOOTBALL PROGRAM, PARTICULARLY WHEN IT COMES TO UTILIZING SOCIAL MEDIA IN BRANDING AND RECRUITING EFFORTS. HIS EXPERTISE IN MARKETING AND BRANDING HAS LED TO HIM BEING A GUEST LECTURER FOR GEORGIA TECH'S SCHELLER COLLEGE OF BUSINESS EXECUTIVE MBA PROGRAM AND A FEATURED SPEAKER AT THE 2019 HASHTAG SPORTS CONFERENCE IN NEW YORK CITY. UNDER COLLINS, TECH BECAME ONLY THE SECOND COLLEGE FOOTBALL PROGRAM IN THE NATION TO PARTNER WITH RENOWNED CREATIVE AGENCY J15 AND THE FIRST PROGRAM IN THE NATION TO ENTER INTO A PARTNERSHIP WITH BEST-SELLING AUTHOR AND BRANDING CONSULTANT JEREMY DARLOW. COLLINS' FOCUS ON GIVING HIS STUDENT-ATHLETES THE RESOURCES AND TOOLS TO ASSIST IN BUILDING THEIR PERSONAL BRAND IS A MAIN REASON THAT GEORGIA TECH IS WIDELY EXPECTED TO BE A PLACE WHERE STUDENT-ATHLETES CAN MAXIMIZE OPPORTUNITIES IN THE NAME, IMAGE AND LIKENESS ERA.



AS A STUDENT-ATHLETE, COLLINS TOTALED 194 CAREER TACKLES AS AN OUTSIDE LINEBACKER AND DEFENSIVE BACK AT WESTERN CAROLINA (1989-92). HE HAD 68 TACKLES AND SIX TACKLES FOR LOSS AS A JUNIOR AND HELPED LEAD WCU TO A 7-4 RECORD WITH 62 STOPS, INCLUDING FIVE BEHIND THE LINE OF SCRIMMAGE, AS A SENIOR.

COLLINS, 48, IS MARRIED TO THE FORMER JENNIFER HAYNES. THEY HAVE A DAUGHTER, ASTRID (5).







# HANK AARON

**GEORGIA TECH FOOTBALL WILL RETIRE  
#44 FOR THE 2021 SEASON TO HONOR  
ATLANTA LEGEND HANK AARON.**







# ATHLETICS PERFORMANCE CENTER


A BRAND-NEW ATHLETICS PERFORMANCE CENTER, THE HEADQUARTERS FOR GEORGIA TECH ATHLETICS AND ITS STUDENT-ATHLETES, IS COMING SOON.

THE \$70 MILLION PLUS OVERHAUL OF THE ATHLETIC PERFORMANCE CENTER IS THE CROWN JEWEL OF ATHLETICS INITIATIVE 2020, GEORGIA TECH ATHLETICS FUNDRAISING EFFORT THAT RAISED MORE THAN \$175 MILLION FROM 2018-20.

THE NEW ATHLETICS PERFORMANCE CENTER WILL SIT ON THE SAME SITE AS THE CURRENT EDGE-RICE CENTER, ON THE NORTHEAST CORNER OF BOBBY DODD STADIUM, BUT WILL INCLUDE ENHANCEMENTS THAT WILL MAKE THE SPACE MORE ATTRACTIVE, ENERGETIC, FLEXIBLE AND FUNCTIONAL, WITH THE GOAL OF BETTER SERVING STUDENT-ATHLETES, AND FANS YEAR-ROUND.

THE FACILITY WILL SERVE AS A FOCAL POINT FOR CREATING AND CELEBRATING GEORGIA TECH'S DYNAMIC STUDENT-ATHLETE CULTURE AND AS THE HOME BASE FOR KEY STUDENT-ATHLETE SERVICES SUCH AS SPORTS MEDICINE, DINING AND NUTRITION, ACADEMICS AND THE TOTAL PERSON PROGRAM. THE NEW EDGE CENTER WILL BE ALMOST 25,000 SQUARE FEET LARGER THAN THE CURRENT BUILDING, WHICH WILL ALLOW FOR NEW PROGRAM AREAS TO SUPPORT GEORGIA TECH STUDENT-ATHLETES IN AREAS SUCH AS ENTREPRENEURSHIP AND RESEARCH.

ADDITIONALLY, THE ATHLETICS PERFORMANCE CENTER WILL ALSO BE A SHOWCASE FOR GEORGIA TECH'S ATHLETICS BRAND. IT WILL ANCHOR RECRUITING EFFORTS BY SHOWCASING THE INSTITUTE'S COMMITMENT TO STUDENT-ATHLETE SUCCESS, OFFERING INTERACTIVE OPPORTUNITIES FOR GEORGIA TECH STUDENTS, VISITORS AND FANS AND CREATING AN ATMOSPHERE OF EXCITEMENT THROUGH A COMBINATION OF AESTHETICS, ENERGY AND ENGAGEMENT. WITH A VIEW OF THE INSIDE OF BOBBY DODD STADIUM, IT WILL ALSO OFFER ANOTHER SEATING OPTION FOR FANS LOOKING TO CHEER ON THE YELLOW JACKETS ON GAMEDAYS.







GEORGIA TECH

# OFF-SEASON



WHAT'S IMP





CH FOOTBALL

# WORKOUTS

IMPORTANT NOW





# BOBBY DODD


An aerial photograph of Bobby Dodd Stadium at Georgia Tech, showing the stadium's seating and the surrounding Atlanta skyline. The stadium is mostly empty, with yellow seats in the foreground and grey seats in the background. The Atlanta skyline, including the Georgia State Tower, is visible in the background under a clear sky.

## HOME OF THE GEORGIA

ONE OF THE MOST HISTORIC VENUES IN ALL OF COLLEGE FOOTBALL AND THE CITY OF ATLANTA, BOBBY DODD STADIUM IS THE HOME OF GEORGIA TECH FOOTBALL AND ONE OF THE BEST SETTINGS FOR A STADIUM IN ALL OF SPORTS. ORIGINALLY BUILT IN 1913 BY MEMBERS OF GEORGIA TECH'S STUDENT BODY, BOBBY DODD STADIUM IS THE OLDEST ON-CAMPUS STADIUM IN NCAA DIVISION I FBS, AND THE YELLOW JACKETS KEEP THE TRADITIONS OF THE STADIUM AND GEORGIA TECH FOOTBALL ALIVE ON EVERY GAMEDAY - MOST NOTABLY WHEN THE JACKETS TAKE THE FIELD BEHIND THE "RAMBLIN' RECK," A 1930 MODEL A FORD SPORTS COUPE, WITH THE GREATEST FIGHT SONG IN ALL OF COLLEGE FOOTBALL,



# OD STADIUM



# TECH YELLOW JACKETS **GT**

"THE RAMBLIN' WRECK FROM GEORGIA TECH," PLAYING SIMULTANEOUSLY. NESTLED IN THE HEART OF ATLANTA AMONG THE SKYSCRAPERS OF MIDTOWN AND DOWNTOWN, BOBBY DODD STADIUM IS IN CLOSE PROXIMITY TO ALL OF THE RESTAURANTS, SHOPPING AND ATTRACTIONS THAT THE CITY HAS TO OFFER, INCLUDING CENTENNIAL OLYMPIC PARK, THE WORLD OF COCA-COLA, THE GEORGIA AQUARIUM AND THE NATIONAL CENTER FOR CIVIL AND HUMAN RIGHTS. ATLANTA'S MAGNIFICENT SKYLINE IS CLEARLY VISIBLE FROM INSIDE THE STADIUM, MAKING IT ONE OF COLLEGE FOOTBALL'S BEST AND PRETTIEST BACKDROPS.



# MERCEDES-BENZ

GEORGIA TECH WILL PLAY SIX (6) GAMES IN MERCEDES-BENZ STADIUM

GAIN MAXIMUM EXPOSURE

MERCEDES-BENZ STADIUM HAS CHANGED THE WAY ATLANTA FANS ENGAGE IN SPORTS. THE INCREASED EXPOSURE PROVIDES A UNIQUE EXPERIENCE. MERCEDES-BENZ IS EQUIPPED WITH A RETRACTABLE ROOF THAT OPENS OR CLOSES. THE RETRACTABLE ROOF IS WHERE THE VIDEO BOARD IS LOCATED AND WRAPS 360 DEGREES AROUND THE CIRCULAR STADIUM. THE STADIUM ALSO HAS MANY CLUB SEATS, LUXURY SUITES, CLUBS AND LOUNGES TO ENHANCE FAN EXPERIENCE. ADDITIONALLY, THE STADIUM IS ADJACENT TO STATE FARM ARENA. THUS, CITY MORALE IS



GT



# MERCEDES-BENZ STADIUM

MERCEDES-BENZ STADIUM OVER NEXT SIX (6) SEASONS.

*ON THE BIGGEST STAGE.*

RETRACTABLE ARENA IS NOT ONE TO TAKE FOR GRANTED. THE ARCHITECTURE OF THE BUILDING ALLOWS FOR A RETRACTABLE ROOF IN JUST 10 MINUTES. RAIN OR SHINE THE SHOW WILL GO ON! AROUND THE INSIDE OF THE RETRACTABLE ROOF. FANS HAVE ACCESS TO THE VIDEO BOARD AT ANY SPOT IN THE ARENA. THE STADIUM OFFERS A VIEW OF THE CITY. THE LOCATION OF THE ACTUAL STADIUM IS DIRECTLY ACROSS THE STREET FROM THE ATLANTA HAWKS' ARENA. AS HIGH AS CAN BE IN DOWNTOWN ATLANTA.





# ATLANTA BRAVES

1966 MARKS THE YEAR THE BRAVES FINALLY FOUND THEIR HOME IN THE VIBRANT CITY OF ATLANTA. SOME OF THE GREATEST PLAYERS TO PLAY THE GAME OF BASEBALL DID SO WEARING BRAVES JERSEYS. THE AMENITIES AVAILABLE WITHIN SUNTRUST PARK AND THE BATTERY ALLOW FOR A FAMILY AND KID-FRIENDLY OUTING TO SUPPORT THE HOMETOWN MAJOR LEAGUE BASEBALL TEAM.



**ATL**  
WHEN THE H  
DATION'S MI  
THE ATLANTA  
BOTH ECONO

# CITY OF ATLANTA

## ATLANTA UNITED

THE MAJOR LEAGUE SOCCER ORGANIZATION WELCOMED THE ATLANTA UNITED F.C. IN 2017. ALTHOUGH THE FRANCHISE IS YOUNG AND NEW, THE ATLANTA UNITED F.C. CAME ROARING IN AS IF THEY HAD BEEN A PART OF THE PROFESSIONAL MEN'S SOCCER LEAGUE SINCE THE BEGINNING. THE UNITED ARE THE MLS FRANCHISE TO CALL ATLANTA THEIR HOME. THEIR HOME GAMES ARE PLAYED IN THE BRAND-NEW MERCEDES-BENZ STADIUM IN DOWNTOWN ATLANTA. ATLANTA UNITED F.C. NOT ONLY STANDS TOGETHER AS A TEAM BUT CONTINUES TO UNITE THE ENTIRE CITY OF ATLANTA.



**ATL**  
MERCEDES  
VENUE THAT  
ENERGY TO  
SUPER BOW



VE EVER PLAYED THE  
A WONDERFUL



# ANTA HAWKS

HAWKS ARE NOT ON THE COURT THEY ARE USING THEIR TIME TO BETTER AND STRENGTHEN THE ATLANTA COMMUNITY; THE ATLANTA HAWKS FOUNDATION IS TO "INCREASE ACCESS FOR METRO ATLANTA'S YOUTH TO PLAY, GROW, AND LEARN LIFE AND LEADERSHIP SKILLS THROUGH BASKETBALL." HAWKS NOT ONLY A SPORTS TEAM, BUT A PHILANTHROPIC ORGANIZATION HAS PLAYED AND IS PLAYING A MAJOR PART IN ATLANTA'S GROWTH ECONOMICALLY AND SOCIALLY.



# ANTA FALCONS

STADIUM SPECTACULAR STRUCTURE IS KNOWN AS "...THE BEST VENUE IN THE NFL," AND HAS GIVEN THE PEOPLE OF ATLANTA A WORLD-CLASS EXPERIENCE. MERCEDES-BENZ STADIUM BRINGS A NEW KIND OF EXCITEMENT TO THE CITY AND FOOTBALL. MERCEDES-BENZ IS AN ATTRACTION IN ITSELF THAT BRINGS MORE FANS AND MORE ATTENTION TO EVERY GAME. WITH THE GREAT LOVE AND SUPPORT OF THE LOYAL ATLANTA FANS, THE FALCONS ARE ON THE HUNT FOR THE FRANCHISE'S FIRST EVER CHAMPIONSHIP WIN.



2021 GEORGIA TECH FOOTBALL

# HOME SCHEDULE



ATL

RELENTLESS. FOCUSED. TOGETHER.

GT





## 2021 GEORGIA TECH FOOTBALL INFORMATION GUIDE

Georgia Tech Communications and Public Relations

### INTRODUCTION

W.I.N. 21 .....	IFC
No. 1 One Public Institution .....	1
Minister of Mayhem .....	2-7
Hank Aaron .....	8
Athletics Performance Center .....	9
Offseason Workouts .....	10-11
Bobby Dodd Stadium .....	12-13
Mayhem at Mercedes-Benz Stadium .....	14-15
City of Atlanta .....	16-17
2021 Schedule .....	18
Table of Contents .....	19
Media Information .....	20-21
2021 Roster .....	22-23
Coaches & Staff/Pronunciation Guide/ Roster Breakdown .....	24

### MEET THE YELLOW JACKETS

2021 Student-Athlete Profiles .....	26-64
-------------------------------------	-------

### COACHES AND STAFF

Head Coach Geoff Collins .....	66-67
Assistant Coaches .....	68-78
Support Staff .....	79-86
Institute Leadership .....	88
Athletics Leadership .....	89-90

### 2020 SEASON IN REVIEW

2020 Statistics .....	92-106
The Last Time .....	107-110
Game Recaps .....	111-115
Awards and Honors .....	116

### RECORDS

Individual Records .....	118-120
Individual • Career/Season Leaders .....	121-134
Individual • Single-Game Leaders .....	135-143
Individual • Milestone Performances .....	144-152
Team Records .....	153-157
Team • Top Seasons .....	158
Team • Top Games .....	159-168
Opponent Records • Team .....	169-175
Opponent Records • Individual .....	176-179
GT/Opp. Combined Game Records .....	180-181
Year-by-Year Team Statistics .....	182-184
Annual Statistical Rankings .....	185-186

### HISTORY

Georgia Tech Football Timeline .....	188-191
Memorable Games .....	191-192
Head Coaches .....	193-194
Assistant Coaches .....	195-197
Year-by-Year Records .....	198-203
Year-by-Year Results .....	204-223
Series Records .....	224-225
Series History .....	226-237
Georgia Tech vs. NCAA Division I FBS Conferences .....	238
GT in National Polls/vs. Nationally Ranked Opponents .....	293-242
Georgia Tech on Special Dates .....	242-243
Georgia Tech on TV .....	244-248
Bowl History .....	249-251
All-Americans .....	252-254
Honors and Awards .....	255-261
Halls of Fame .....	262-263
Yellow Jackets in the NFL .....	264-270
All-Time Letterwinners .....	271-284
Starting Lineups .....	285-291
Bobby Dodd Stadium at Historic Grant Field .....	292-294



## GEORGIA TECH ATHLETIC ASSOCIATION

150 Bobby Dodd Way NW  
Atlanta, GA 30332  
404-894-5400  
[www.RamblinWreck.com](http://www.RamblinWreck.com)  
Twitter: @GTathletics  
Facebook: GTathletics  
Instagram: @GTathletics  
YouTube: RamblinWreckTube

### CREDITS

**Editors:** Mike Flynn, Andrew Clausen

**Graphic Design:** Tyler Wheeler, Santino Stancato

**Editorial Assistance:** Mike Stamus, Liz Ryan, T.J. Stricklin, Eric Burgher, Alex Keator, Simit Shah, Brad Malone, Nick Rodriguez, Brittany Gunter, Anand Sarathy, Adam Prather, Erin Flynn, Atlantic Coast Conference, ACC Network/ESPN, University of Pittsburgh Media Services (E.J. Borghetti), University of Minnesota Athletic Communications (Paul Rovnak), Georgia Tech Football Coaches and Staff

**Photography:** Danny Karnik, Santino Stancato, Ian McFarland, Alex Brizindine, Glenn Ingram, Ryan Wise, Brittany McCormick, Austin Foote, Delvin Jones, Kyle Hess, Karl Moore, Clyde Click, Stephen Jensen, and numerous other photographers who have contributed to Georgia Tech athletics archives over the years.

© 2021, Georgia Tech Athletic Association



Georgia Tech is an equal opportunity employer and will not discriminate against any employee or applicant on the basis of age, color, disability, gender, national origin, race, religion, sexual orientation, veteran status, or any classification protected by federal, state, or local law. Consistent with its obligations under federal law, each company that is a federal contractor or subcontractor is committed to taking affirmative action to employ and advance in employment qualified women, minorities, disabled individuals and veterans.

## COMMUNICATIONS AND PUBLIC RELATIONS



### MIKE FLYNN

Assistant A.D.  
Communications and Public Relations  
**PRIMARY FOOTBALL CONTACT**  
O: (404) 894-5445  
M: (828) 964-6406  
E: mflynn@athletics.gatech.edu



### ANDREW CLAUSEN

Assistant Director  
Communications and Public Relations  
**SECONDARY FOOTBALL CONTACT**  
O: (404) 894-5445  
M: (678) 764-0867  
E: aclausen@athletics.gatech.edu



### MIKE STAMUS

Associate Director  
Communications and Public Relations  
**FOOTBALL CREDENTIALS**  
O: (404) 894-5445  
E: mstamus@athletics.gatech.edu



### LIZ RYAN

Associate Director  
Communications and Public Relations



### T.J. STRICKLIN

Assistant  
Communications and Public Relations



### TBA

Postgraduate Intern  
Communications and Public Relations

## MEDIA INFORMATION

### CREDENTIAL REQUESTS

Requests for season and single-game credentials to cover Georgia Tech football home games in 2021 must be made via Georgia Tech athletics' online credential request portal. Links are available at:  
[ramblinwreck.com/credentials-and-policies](http://ramblinwreck.com/credentials-and-policies).

Game-by-game credential requests will be accepted the week of each Georgia Tech home game, beginning on Monday at 8 a.m. and closing on Wednesday at noon (12 p.m.).

Credentials will not be mailed, but can be shipped if a FedEx number is provided and time permits. Otherwise, credentials will be left at the media entrance, which is located at Gate 6 on the north end of Bobby Dodd Stadium (off Bobby Dodd Way, adjacent to Callaway Plaza).

### MEDIA PARKING

A limited number of complimentary parking spaces are available to media for Georgia Tech football home games. Please include parking requests with credential requests. Parking passes will be emailed.

### MEDIA ENTRANCE

Media can only access Bobby Dodd Stadium via a dedicated media entrance located at Gate 6 on the north end of Bobby Dodd Stadium (off Bobby Dodd Way, adjacent to Callaway Plaza). All bags

will be screened by stadium security. Media are able to access the press box and the field-level photo work room from the media entrance.

### PRESS BOX

Bobby Dodd Stadium's press box is located on the west side of the stadium. From the media entrance, take the Gate 6 elevator to the north concourse level and turn right on the concourse. When the north concourse meets the west concourse, turn left onto the west concourse to the elevator, which is located approximately one-third of the way down the covered west festival area on the right. Take the elevator to Level 4 to access the press box.

### PHOTO WORK ROOM

A field-level photo work room is located in the Edge Center on the northeast side of Bobby Dodd Stadium. It can be accessed via the tunnel in the northeast corner of Grant Field and following signage to the work room.

The field-level photo work room opens two hours before kickoff (it is not accessible before that time due to game operations meetings that are held in the same room).

Seats will be reserved for selected media outlets and visiting teams. All other seats are available on a first-come, first-served basis. An overflow photo work area is located in the press box.





## PHOTO VESTS

Field-level photographers and videographers are required to wear photo vests. Vests will be distributed in the field-level photo work room. Vests must be returned to the field-level photo work room postgame. Media will be charged for vests that are not returned following each game.

## FIELD ACCESS

Photographers and videographers wearing issued photo vests are the only media members that may access the field from the time media are permitted to enter the stadium until five minutes remain on the game clock in the fourth quarter. At that time, all media will be permitted to access the field in order to be able to make it to postgame press conferences on time. Media members are, not permitted to conduct on-field interviews at any time (with the exception of live broadcast rightsholders). TV reporters that wish to shoot live standups on the field during pregame warmups will be permitted to do so if time and space allow. Please make requests to shoot pregame on-field standups to **Mike Flynn** (mflynn@athletics.gatech.edu).

## WIRELESS INTERNET

Wireless internet access is available in the press box. Log-in information is available on seat place cards and posted throughout the press box.

## MEDIA MEALS

Complimentary meals are available to credentialed media in the press box beginning two hours before kickoff.

## PRACTICE COVERAGE

On a typical game week (Saturday game), practice will be open to media for approximately 20 minutes at the beginning of practice on Tuesday and Wednesday. Media that wish to request access to practice should contact **Mike Flynn** (mflynn@athletics.gatech.edu) no later than the close of business the day before the practice they wish to attend.

## GEOFF COLLINS WEEKLY PRESS CONFERENCE

On a typical game week (Saturday game), Georgia Tech head coach Geoff Collins' weekly press conference will be held on Tuesday (time TBA) in the Bobby Dodd Stadium Letterwinners Lounge (access via elevator at Gate 6). Media are invited to enjoy a complimentary lunch in the GTAA dining hall following the press conference.

Requests to conduct interviews with Coach Collins at other times should be directed to **Mike Flynn** (mflynn@athletics.gatech.edu) at least 48 hours in advance.

## ASSISTANT COACHES

### MEDIA AVAILABILITY

On a typical game week (Saturday game), offensive coordinator Dave Patenaude and defensive coordinator Andrew Thacker will be made available to media on Tuesdays, immediately following head coach Geoff Collins' weekly press conference (time TBD).

### STUDENT-ATHLETES MEDIA AVAILABILITY

On a typical game week, selected student-athletes are available to media after practice on Wednesday. Any requests for student-athletes to be made available must be made to **Mike Flynn** (mflynn@athletics.gatech.edu) by the close of business the day before a morning practice or by noon on the day of an afternoon practice. Student-athletes who do not practice will not be made available, nor will freshmen who have yet to play in a game at Georgia Tech.

Requests to conduct interviews with student-athletes at other times should be directed to **Mike Flynn** (mflynn@athletics.gatech.edu) at least 48 hours in advance.

## POSTGAME INTERVIEWS

Following home games at Bobby Dodd Stadium, Geoff Collins and selected student-athletes are available in the Edge-Rice Center museum on the north end of Bobby Dodd Stadium following a cooling-down period. The visiting team will hold its press conference in the Georgia Tech weight room on the south end of Bobby Dodd Stadium. Following road games, Collins and requested players will be available following a cooling-down period at a site determined by the home team. Please make your requests for Yellow Jacket players to **Mike Flynn** prior to the conclusion of the game.

## ACC MEDIA PORTAL

Video/audio from media availability sessions throughout each week, as well as game photos and video highlights, are available to media at no cost via the ACC Media Portal. To register for the ACC Media Portal, please email [licensing@xosdigital.com](mailto:licensing@xosdigital.com).

## WEEKLY SCHEDULE

*Below is the typical media availability schedule for a Georgia Tech football game week (Saturday game). Schedule will be adjusted for weekday games. Availability is subject to change.*

### SUNDAYS

No availability

### MONDAYS

No availability

### TUESDAYS

- Geoff Collins weekly press conference — Time TBD (a.m. practice)
- Offensive coordinator Dave Patenaude and defensive coordinator Andrew Thacker availability immediately following Coach Collins' press conference

### WEDNESDAYS

- Select Georgia Tech student-athletes available post-practice — Time TBD (a.m. practice)\*

### THURSDAYS

- No availability

### FRIDAYS

- No availability (except game broadcast crews)

### SATURDAYS

- Head coach Geoff Collins and selected student-athletes available postgame — For home games, Georgia Tech postgame press conferences will be conducted in the Edge-Rice Center, located on the north end of Bobby Dodd Stadium (directions will be provided in the press box). For road games, Georgia Tech postgame press conference locations are TBD.





# 2021 GEORGIA TECH FOOTBALL INFORMATION GUIDE

## INTRODUCTION

ALPHABETICAL			NUMERICAL ROSTER						
NO.	NAME	POS.	NO.	NAME	POS.	HT.	WT.	CL.	HOMETOWN/HIGH SCHOOL (PREV. COLLEGE)
18	Derrick Allen	DB	0	Dijmon Brooks	DL	6-1	286	r-Sr.	Sandersville, Ga./Washington County H.S.
28	Tony Amerson	RB	0	Ryan Lantz	ATH	6-1	204	r-So.	North Palm Beach, Fla./Suncoast Community H.S.
15	Trad Beatty	QB	1	Jahmyr Gibbs	RB	5-11	200	Fr.	Dalton, Ga./Dalton H.S.
86	Nathan Bell	DL	1	Juanyeh Thomas	DB	6-3	217	Jr.	Niceville, Fla./Niceville H.S.
88	Zeek Biggers	DL	2	Tariq Carpenter	DB	6-4	225	Sr.	Ludowici, Ga./Long County H.S.
21	Leo Blackburn	WR	2	Kyric McGowan	WR	5-11	198	Sr.	Dalton, Ga./Dalton H.S. (Northwestern)
25	James BlackStrain	WR	3	Tre Swilling	DB	6-0	196	r-Jr.	New Orleans, La./Brother Martin H.S.
9	Avery Boyd	WR	4	Quez Jackson	LB	6-1	215	Jr.	Fort Valley, Ga./Peach County H.S.
0	Dijmon Brooks	DL	4	Dontae Smith	RB	5-11	202	r-So.	Spring Hill, Tenn./Spring Hill H.S.
20	Miles Brooks	DB	5	T.K. Chimedza	DL	6-3	322	r-So.	Dacula, Ga./IMG Academy, Fla.
35	Sirad Bryant	DB	6	Jamious Griffin	RB	5-10	210	So.	Rome, Ga./Rome H.S.
50	Jamal Camp	OL	6	Keion White	DL	6-4	267	Jr.	Garner, N.C./Garner H.S. (Old Dominion)
2	Tariq Carpenter	DB	7	Malachi Carter	WR	6-3	195	Jr.	Lawrenceville, Ga./Mountain View H.S.
49	Grey Carroll	DL	7	Zamari Walton	DB	6-3	190	r-So.	Melbourne, Fla./Melbourne Central Catholic H.S.
7	Malachi Carter	WR	7	<i>Bryce Gowdy</i>	<i>WR</i>	<i>6-3</i>	<i>210</i>	<i>Fr.</i>	<i>Deerfield Beach, Fla./Deerfield Beach H.S.</i>
96	Albany Casey	DL	8	Nate McCollum	WR	5-11	180	Fr.	McDonough, Ga./Dutchtown H.S.
5	T.K. Chimedza	DL	8	Tobias Oliver	DB	6-2	197	r-Jr.	Warner Robins, Ga./Northside H.S.
42	Brent Cimaglia	PK	9	Avery Boyd	WR	6-2	230	Fr.	Tallahassee, Fla./Godby H.S.
9	Antonneous Clayton	DL	9	Antonneous Clayton	DL	6-3	256	r-Sr.	Vienna, Ga./Dooley County H.S. (Florida)
77	Devin Cochran	OL	10	Ayinde Eley	LB	6-3	232	r-Jr.	Olney, Md./Good Counsel H.S. (Maryland)
34	Jack Coco	LS/TE	10	Jeff Sims	QB	6-3	210	Fr.	Jacksonville, Fla./Sandalwood H.S.
43	Noah Collins	DL	11	Marquez Ezzard	WR	6-2	212	r-So.	Atlanta, Ga./Stockbridge H.S. (Miami (Fla.))
55	Kenny Cooper	OL	11	Kevin Harris	DL	6-4	235	r-Fr.	Loganville, Ga./Grayson H.S. (Alabama)
39	Thomas Culwell	DB	12	Adonicas Sanders	WR	6-1	194	r-Jr.	North Charleston, S.C./Fort Dorchester H.S.
89	Trent Davis	WR	12	Kenyatta Watson II	DB	6-1	175	r-Fr.	Loganville, Ga./Grayson H.S. (Texas)
83	Dylan Deveney	TE	13	Wesley Walker	DB	6-1	204	r-Fr.	Nashville, Tenn./Ensworth H.S.
42	Jordan Domineck	DL	13	Jordan Yates	QB	6-0	196	r-Fr.	Alpharetta, Ga./Milton H.S.
99	D'Quan Douse	DL	14	Jaylon King	DB	6-1	188	r-So.	La Vergne, Tenn./Ensworth H.S.
22	Kaleb Edwards	DB	14	Ryan King	WR	6-3	217	Fr.	Loganville, Ga./Grayson H.S.
10	Ayinde Eley	LB	15	Trad Beatty	QB	6-5	220	r-So.	Columbia, S.C./Ben Lippen H.S. (Temple)
11	Marquez Ezzard	WR	15	Jared Ivey	DL	6-6	275	Fr.	Suwanee, Ga./North Gwinnett H.S.
53	Deion Fisher	LB	16	Chayden Peery	QB	6-3	227	Fr.	Castaic, Calif./Sierra Canyon School
72	Weston Franklin	OL	16	Myles Sims	DB	6-3	181	r-So.	Atlanta, Ga./Westlake H.S. (Michigan)
34	Khatavian Franks	LB	17	Demetrius Knight II	ATH	6-2	224	So.	Locust Grove, Ga./Strong Rock Christian School
46	Henry Freer	LS	17	Tanner Lawson	ATH	6-5	219	Fr.	Baton Rouge, La./University Lab School
67	Joe Fusile	OL	18	Derrick Allen	DB	6-2	208	r-So.	Marietta, Ga./Lassiter H.S. (Notre Dame)
1	Jahmyr Gibbs	RB	18	Peje' Harris	WR	6-3	211	r-So.	Newman, Ga./Newman H.S.
33	Daylon Gordon	RB	20	Miles Brooks	DB	6-2	184	Fr.	Jacksonville, Fla./Trinity Christian Academy
7	<i>Bryce Gowdy</i>	<i>WR</i>	20	Brody Rhodes	QB	6-1	187	Fr.	Canton, Ga./Creekview H.S.
76	Wing Green	OL	21	Leo Blackburn	WR	6-5	212	Fr.	Atlanta, Ga./Westlake H.S.
6	Jamious Griffin	RB	21	Jalen Huff	DB	5-11	189	Fr.	Athens, Ga./Buford H.S.
95	Ja'Quon Griffin	DL	22	Kaleb Edwards	DB	6-0	217	Fr.	Dacula, Ga./Dacula H.S.
38	Casey Gunn	DB	23	Jordan Huff	DB	6-2	188	r-Fr.	Madison, Ga./Morgan County H.S.
48	Carson Harof	WR	24	Kenan Johnson	DB	6-1	182	r-Fr.	Minneola, Fla./Lake Minneola H.S.
11	Kevin Harris	DL	25	James BlackStrain	WR	6-2	175	Fr.	Cocoa, Fla./Holy Trinity Episcopal Academy
18	Peje' Harris	WR	25	Charlie Thomas	LB	6-2	207	Jr.	Thomasville, Ga./Thomasville H.S.
31	Jamal Haynes	WR	26	Cole Neuber	DB	6-1	210	r-So.	Alpharetta, Ga./Johns Creek H.S.
37	Colin Hemingway	RB	26	Malik Rutherford	WR	5-9	138	Fr.	Miami, Fla./Chapagnat Catholic School
21	Jalen Huff	DB	27	Jordan Mason	RB	6-1	218	r-Jr.	Gallatin, Tenn./Gallatin H.S.
23	Jordan Huff	DB	27	Josh Robinson	DL	6-4	254	Fr.	Douglasville, Ga./Douglas County H.S.
15	Jared Ivey	DL	28	Tony Amerson	RB	5-11	218	r-Fr.	Montgomery, Ala./St. James School
4	Quez Jackson	LB	29	Bruce Jordan-Swilling	RB	6-1	220	Sr.	New Orleans, La./Brother Martin H.S.
24	Kenan Johnson	DB	30	Ben Postma	TE	6-4	233	Fr.	Cypress, Texas/Cypress Ranch H.S.
70	Ryan Johnson	OL	31	Jamal Haynes	WR	5-9	165	Fr.	Loganville, Ga./Grayson H.S.
29	Bruce Jordan-Swilling	RB	31	Kyle Kennard	DL	6-5	235	Fr.	Atlanta, Ga./Riverwood H.S.
87	Jude Kelley	PK	32	Sylvain Yondjouen	DL	6-4	245	So.	Ruisbroek, Belgium/Don Bosco School
31	Kyle Kennard	DL	33	Daylon Gordon	RB	5-9	180	Fr.	Eastman, Ga./Dodge County H.S.
47	Austin Kent	PK/P	33	Tyson Meiquez	LB	6-2	209	Fr.	Fairburn, Ga./Creekside H.S.
14	Jaylon King	DB	34	Jack Coco	LS/TE	6-2	232	r-Jr.	Johns Creek, Ga./Johns Creek H.S.
14	Ryan King	WR	34	Khatavian Franks	LB	6-2	215	Fr.	Fairburn, Ga./Creekside H.S.
73	Kenneth Kirby	OL	35	Sirad Bryant	DB	6-2	203	Fr.	Cordele, Ga./Crisp County H.S.
17	Demetrius Knight II	ATH	36	Joseph Macrina	TE	6-0	260	r-Sr.	Johns Creek, Ga./Northview H.S.
62	Cade Kootsouradis	OL	36	Nate Moon	DB	5-10	175	Fr.	Pooler, Ga./Savannah Christian Prep



NO.	NAME	POS.	HT.	WT.	CL.	HOMETOWN/HIGH SCHOOL (PREV. COLLEGE)
37	Colin Hemingway	RB	5-6	185	Fr.	Boyd's, Md./Poolesville H.S.
37	Khaya Wright	LB	6-3	214	Fr.	Miami, Fla./South Miami H.S.
38	Casey Gunn	DB	6-0	185	Fr.	Alpharetta, Ga./Denmark H.S.
38	William Marshall	WR	6-2	208	r-Fr.	Lilburn, Ga./Parkview H.S.
39	Thomas Culwell	DB	5-8	160	Sr.	Carrollton, Ga./Carrollton H.S.
39	Englan Williams	RB	5-9	183	Fr.	Roswell, Ga./Blessed Trinity Catholic H.S.
40	Trenlyas Tatum	LB	6-2	227	Fr.	Riverdale, Ga./Mount Zion H.S.
42	Brent Cimaqlla	PK	6-0	219	r-Sr.	Nashville, Tenn./Fred J. Page H.S. (Tennessee)
42	Jordan Domineck	DL	6-3	235	r-So.	Lakeland, Fla./George Jenkins H.S.
43	Noah Collins	DL	6-4	229	Fr.	Loganville, Ga./Grayson H.S.
43	David Shanahan	P	6-2	190	Fr.	Castleisland, Co. Kerry, Ireland/St. Patrick's Sec. School
45	Taylor McCawley	LB	6-0	222	r-Fr.	Sharpsburg, Ga./East Coweta H.S.
46	Henry Freer	LS	6-0	215	Fr.	College Park, Ga./Woodward Academy
46	Tyler Morehead	DB	5-10	217	Fr.	Homerville, Ga./Clinch County H.S.
47	Austin Kent	PK/P	6-1	215	r-Jr.	Charlotte, N.C./Providence H.S. (UCLA)
48	Carson Harof	WR	5-11	183	Fr.	Woodstock, Ga./Blessed Trinity Catholic H.S.
49	Grey Carroll	DL	6-3	256	Fr.	Alcoa, Tenn./Alcoa H.S.
49	Steven Verdisco	PK/P	6-1	185	Fr.	Tampa, Fla./Robinson H.S.
50	Jamal Camp	OL	6-2	289	r-Fr.	Cumming, Ga./South Forsyth H.S.
51	John Ross	LB	5-11	240	Fr.	Dalton, Ga./Dalton H.S.
52	Cade Long	LS	5-11	221	r-So.	Hixson, Tenn./Baylor School
53	Deion Fisher	LB	6-2	232	Fr.	McDonough, Ga./Eagles Landing Christian Acad.
54	Jordan Williams	OL	6-6	333	Fr.	Gainesville, Ga./Gainesville H.S.
55	Kenny Cooper	OL	6-3	325	r-Sr.	Calhoun, Ga./Sonoraville H.S.
57	Mikey Minihan	OL	6-3	300	r-Jr.	Honolulu, Hawai'i/Saint Louis School
58	Will Scissum	OL	6-2	297	r-Fr.	Marietta, Ga./The Walker School
60	Paula Vaipulu	OL	6-3	303	Fr.	Channelview, Texas/Channelview H.S.
61	Michael Maye	OL	6-3	317	r-So.	Hoover, Ala./Hoover H.S.
62	Cade Kootsouradis	OL	6-4	316	Fr.	Crestview, Fla./Crestview H.S.
63	Will Milam	OL	6-4	329	Fr.	Powder Springs, Ga./Hiram H.S.
64	Nick Pendley	OL	6-4	319	r-Fr.	Canton, Ga./Creekview H.S. (Mississippi State)
65	Austin Smith	OL	6-3	308	r-So.	McDonough, Ga./Ola H.S.
66	Anthony Minella	OL	6-2	284	Fr.	Milton, Ga./Milton H.S.
67	Joe Fusile	OL	6-6	320	Fr.	Richmond Hill, Ga./Richmond Hill H.S.
68	Jason Moore	DL	6-2	298	Fr.	Hampton, Ga./Dutchtown H.S.
69	Matthew Morgan	OL	6-4	328	r-So.	Woodstock, Ga./Etowah H.S.
70	Ryan Johnson	OL	6-6	307	r-Sr.	Brentwood, Tenn./Brentwood Academy (Tennessee)
71	Ryan Spiers	OL	6-3	288	Fr.	Biloxi, Miss./Biloxi H.S.
72	Weston Franklin	OL	6-4	316	Fr.	Jesup, Ga./Wayne County H.S.
73	Kenneth Kirby	OL	6-5	305	r-Sr.	Newport News, Va./Fork Union Military Acad. (Norfolk State)
75	Jakiah Leftwich	OL	6-6	327	Fr.	Atlanta, Ga./Westlake H.S.
76	Wing Green	OL	6-7	309	Fr.	Leesburg, Ga./Lee County H.S.
77	Devin Cochran	OL	6-7	314	r-Sr.	Norcross, Ga./Greater Atlanta Christian (Vanderbilt)
79	William Lay III	OL	6-2	313	r-Jr.	Bowersville, Ga./Hart County H.S.
80	Dylan Leonard	TE	6-5	246	So.	Milton, Ga./Milton H.S.
81	Zach Owens	WR	6-3	218	r-Fr.	Marietta, Ga./Pope H.S.
82	Kalani Norris	WR	6-0	162	So.	Miami, Fla./Christopher Columbus H.S.
83	Dylan Deveney	TE	6-6	265	So.	Medford, N.J./The Hun School
84	Chris Miller	TE	6-4	244	r-Fr.	Atlanta, Ga./St. Pius X H.S.
85	Billy Ward	TE	6-4	257	Fr.	Locust Grove, Ga./Locust Grove H.S.
86	Nathan Bell	DL	6-3	235	Fr.	Moultrie, Ga./Colquitt County H.S.
86	Luke Moseley	WR	6-2	180	r-Fr.	Calhoun, Ga./Calhoun H.S.
87	Jude Kelley	PK	6-1	172	Fr.	Acworth, Ga./Allatoona H.S.
87	Ben Wilhelm	TE	6-5	250	r-Fr.	Thomasville, Ga./Thomas County Central H.S.
88	Zeek Biggers	DL	6-3	363	Fr.	Salisbury, N.C./West Rowan H.S.
88	Gavin Stewart	PK/WR	5-11	170	Fr.	Savannah, Ga./Benedictine Military Academy
89	Trent Davis	WR	5-11	167	Fr.	Douglas, Ga./Coffee H.S.
90	Makius Scott	DL	6-4	309	Fr.	Gainesville, Ga./Gainesville H.S. (South Carolina)
94	Mike Lockhart	DL	6-4	302	r-Fr.	Birmingham, Ala./Huffman H.S.
95	Ja'Quan Griffin	DL	6-0	258	r-So.	Rome, Ga./Rome H.S.
96	Albany Casey	DL	6-4	239	Fr.	Bay Minnett, Ala./Baldwin County H.S.
97	Akelo Stone	DL	6-2	296	Fr.	Savannah, Ga./Jenkins H.S.
99	D'Quan Douse	DL	6-2	292	r-Fr.	Savannah, Ga./Calvary Day School

\* in memoriam; died Dec. 31, 2019

NO.	NAME	POS.
0	Ryan Lantz	ATH
17	Tanner Lawson	ATH
79	William Lay III	OL
75	Jakiah Leftwich	OL
80	Dylan Leonard	TE
94	Mike Lockhart	DL
52	Cade Long	LS
36	Joseph Macrina	TE
38	William Marshall	WR
27	Jordan Mason	RB
61	Michael Maye	OL
45	Taylor McCawley	LB
8	Nate McCollum	WR
2	Kyric McGowan	WR
33	Tyson Meiguez	LB
63	Will Milam	OL
84	Chris Miller	TE
66	Anthony Minella	OL
57	Mikey Minihan	OL
36	Nate Moon	DB
68	Jason Moore	DL
46	Tyler Morehead	DB
69	Matthew Morgan	OL
86	Luke Moseley	WR
26	Cole Neuber	DB
82	Kalani Norris	WR
8	Tobias Oliver	DB
81	Zach Owens	WR
16	Chayden Peery	QB
64	Nick Pendley	OL
30	Ben Postma	TE
20	Brody Rhodes	QB
27	Josh Robinson	DL
51	John Ross	LB
26	Malik Rutherford	WR
12	Adonias Sanders	WR
58	Will Scissum	OL
90	Makius Scott	DL
43	David Shanahan	P
10	Jeff Sims	QB
16	Myles Sims	DB
65	Austin Smith	OL
4	Dontae Smith	RB
71	Ryan Spiers	OL
88	Gavin Stewart	PK/WR
97	Akelo Stone	DL
3	Tre Swilling	DB
40	Trenlyas Tatum	LB
25	Charlie Thomas	LB
1	Juanyeh Thomas	DB
60	Paula Vaipulu	OL
49	Steven Verdisco	PK/P
13	Wesley Walker	DB
7	Zamari Walton	DB
85	Billy Ward	TE
12	Kenyatta Watson II	DB
6	Keion White	DL
87	Ben Wilhelm	TE
39	Englan Williams	RB
54	Jordan Williams	OL
37	Khaya Wright	LB
13	Jordan Yates	QB
32	Sylvain Yondjouen	DL

\* in memoriam; died Dec. 31, 2019





COACHES AND FOOTBALL STAFF

Head Coach: Geoff Collins (Western Carolina, 1994) — 3rd season at Georgia Tech
Assistant Head Coach/Run Game Coord./OL: Brent Key (Georgia Tech, 2001)
Offensive Coord./QBS: Dave Patenaude (Central Connecticut St., 1990)
Defensive Coordinator/Linebackers: Andrew Thacker (Furman, 2007)
Co-Defensive Coordinator/Safeties: Nathan Burton (Georgia Tech, 2005)
Running Backs/Off. Recruiting Coord.: Tashard Choice (Georgia Tech, 2007)
Defensive Ends/Outside Linebackers: Marco Coleman (Flagler, 2015)
Wide Receivers: Kerry Dixon (Hampton, 2004)
Defensive Line/Def. Recruiting Coord.: Larry Knight (Central Michigan, 2010)
Cornerbacks/Def. Special Teams Coord.: Jeff Popovich (Miami (Fla.), 2000)
Tight Ends/Offensive Special Teams Coord.: Chris Wiesehan (Wabash, 1994)
General Manager: Patrick Suddes (Alabama, 2005)
Head FB Strength and Conditioning Coach: Lewis Caralla (Defiance, 2008)
Director of Applied Sports Science: Ryan Horton (Otterbein, 2007)
Player Development Coach: Sean Boyle (Temple, 2012)
Player Development Coach: Thomas Gordon (Michigan, 2013)
Player Development Coach: Gary Wilkins (Furman, 2014)
Director of Football Operations: Scott Wallace (California (Pa.), 2011)
Assistant Director of Football Operations: TBA
Football Research and Analytics Coordinator: Pat Boyle (Temple, 2012)
Quality Control Specialist/Offense: Will Glover (Clayton State, 2009)
Quality Control Specialist/Defense: TBA
Analyst (Offense): Mike Gregory (UCF, 2009)
Analyst (Defense): Anthony Parker (Tennessee, 2008)
Analyst (Special Teams): Tim Conner (Maryville, 2011)
Graduate Assistant Coach: Joe Battaglia (Coastal Carolina, 2014)
Graduate Assistant Coach: Nathan Brock (Ohio State, 2020)
Graduate Assistant Coach: Alec Brown (Auburn, 2017)
Graduate Assistant Coach: Brenten Wimberly (Kennesaw State, 2018)
Director of On-Campus Recruiting: Carina Hargreaves (Florida, 2014)
Assoc. Director of Player Personnel: Thomas Guerry (Mississippi State, 2008)
Assoc. Director of Player Personnel: Erin Joe (Georgia Tech, 2014)
Brand Manager: Ian McFarland (North Texas, 2019)
Head Football Athletic Trainer: Mark Smith (SUNY Brockport, 2010)
Assistant Football Athletic Trainer: Patrick Driscoll (Salisbury, 2016)
Assistant Equipment Manager: Punt Windham (Georgia Tech, 1994)
Assistant Equipment Manager: Kane Ivers-Osthus (Florida, 2016)
Administrative Coordinator: Teri Anton (Florida State, 1991)

PRONUNCIATION GUIDE

Table with 3 columns: Student-Athletes, Name, and Pronunciation. Lists 37 players and 3 coaches with their names and how they are pronounced.

ROSTER BREAKDOWN

Table with 2 columns: Eligibility/Category and Count. Lists breakdown by eligibility (Freshmen, Sophomores, Juniors, Seniors) and by academic major (Business administration, Literature, media and communication, etc.).

Table with 2 columns: Academic Major (CON'T) and Count. Lists breakdown by academic major (Environmental engineering, Nuclear and radiological engineering, etc.) and by home state/country (Georgia, Florida, Tennessee, etc.).

**MEET THE YELLOW JACKETS**







# 18

## DERRIK ALLEN

**DB • 6-2 • 208 • r-So.**  
**Marietta, Ga./Lassiter (Notre Dame)**

**2020 (Redshirt Freshman):** Played in nine games as a reserve safety and on special teams ... Amassed 13 tackles ... Matched a season-high four tackles in primetime wins over Louisville (Oct. 9) and Duke (Nov. 28) ... Had two stops against eventual ACC champion and College Football Playoff participant Clemson (Oct. 17).

**2019 (Notre Dame):** Redshirted as a true freshman.

**High School:** No. 69-ranked overall player nationally, No. 7 safety nationally and No. 10 player from Georgia by *247Sports* ... No. 78-ranked overall player nationally, No. 5 safety nationally and No. 12 player from Georgia by *ESPN* ... No. 66-ranked overall player nationally, No. 7 safety nationally and No. 8 player from Georgia by *Rivals* ... Five-star member of the PrepStar Top 300 Dream Team, ranked as the No. 48 player in the class of 2018 and the No. 11 cornerback ... Senior season at Lassiter High School was cut short due to an injury ... Tallied 54 solo tackles, three tackles for loss, three interceptions and seven pass breakups in eight games ... Recorded 14 receptions for 191 yards and four TDs as well as 448 return yards ... Selected to participate in the 2018 U.S. Army All-American Bowl in San Antonio, Texas ... Selected to participate in Nike's 2017 "The Opening" in Beaverton, Oregon ... Played for coach Jep Irwin.

**Personal:** Majoring in business administration.

### CAREER HIGHS

**Tackles:** 4, twice - last vs. Duke (Nov. 28, 2020)

**Solo Tackles:** 1, 4x - last vs. Duke (Nov. 28, 2020)

### CAREER STATISTICS

#### DEFENSIVE

YR	G-GS	UT	AT	TT	TFL	PD	FF/FR	BLK	QBH
2020	9-0	6	7	13	0.0-0	0	0/0	0	0
<b>Total</b>	<b>9-0</b>	<b>6</b>	<b>7</b>	<b>13</b>	<b>0.0-0</b>	<b>0</b>	<b>0/0</b>	<b>0</b>	<b>0</b>



# 28

## TONY AMERSON

**RB • 5-11 • 218 • r-Fr.**  
**Montgomery, Ala./St. James**

**2020 (Redshirt Freshman):** Saw action in three games — at Syracuse (Sept. 26), vs. Clemson (Oct. 17) and at Boston College (Oct. 24) — primarily on special teams ... Recorded one tackle against Clemson.

**2019 (Freshman):** Did not see game action.

**High School:** Rated as a three-star prospect by *ESPN*, *247Sports* and *Rivals* ... Set multiple school records, including 5,082 career rushing yards — becoming the first player in Montgomery city history to eclipse the 5,000-yard rushing mark ... Totaled six of the top 10 single-game rushing performances in St. James history ... Rushed for 27 touchdowns and a school-record 2,208 rushing yards on a record 277 carries as a senior in 2018 ... Ran for a career-high 303 yards — the second-highest total in St. James history — on just 27 carries (11.2 avg.) in a 41-19 win over Bullock

County in 2018 ... Registered 1,686 yards and a program-record 28 touchdowns on the ground as a junior in 2017 ... Four-year letterwinner ... Coached by Jimmy Perry.

**Personal:** Majoring in literature, media and communication ... Member of ACC Academic Honor Roll.



# 15

## TRAD BEATTY

**QB • 6-5 • 220 • r-So.**  
**Columbia, S.C./Ben Lippen (Temple)**

**2018-20 (Temple):** Was recruited to Temple by Georgia Tech head coach Geoff Collins when Collins was at the helm at Temple in 2017-18 ... Saw action in five games over three seasons ... Made two starts in 2020 — at Tulane and versus No. 18 SMU ... Threw first collegiate pass against Tulane and went on to complete 11-of-18 passes for 122 yards ... Threw a 75-yard touchdown pass on first play against SMU for the first TD of his collegiate career ... Played in two games as a redshirt freshman in 2019 and one as a true freshman in 2018.

**High School:** Four-year letterwinner played three seasons at Chapin H.S. before transferring to Ben Lippen H.S. as a senior ... Threw for 2,892 yards and 29 touchdowns with just four interceptions as a senior, leading Ben Lippen to an 8-3 record ... Completed 19-consecutive passes and threw for a school-record 508 yards and four touchdowns against Cardinal Newman ... Named South Carolina's Offensive Player of the Year, first-team all-state and first-team all-Midlands as a senior in 2017 ... Also earned all-state recognition as a junior at Chapin, throwing for 1,911 yards and 17 touchdowns while leading his team to an 11-3 record ... Went 37-12 as a starting quarterback in high school ... Coached at Ben Lippen by Derek White ... Also a three-year letterwinner in baseball ... Member of the National Honor Society.

**Personal:** Father, Alan, played football at Furman ... Grandfather, Bruce, played football at South Carolina ... Has two younger sisters ... Favorite subject in school is calculus ... Speaks Spanish ... Earned a bachelor's degree in business from Temple (management minor) ... Is pursuing a master's degree in building construction and facility management from Georgia Tech.



# 86

## NATHAN BELL

**DL • 6-3 • 235 • Fr.**  
**Moultrie, Ga./Colquitt County**

**2020 (Freshman):** Did not see game action.

**High School:** Enjoyed productive sophomore and senior seasons as a defensive lineman at Colquitt County H.S. ... Racked up 43 tackles and 11 quarterback hurries as a sophomore in 2017 ... After missing his entire junior season due to injury, returned to tally 39 tackles, 11 tackles for loss, 1.5 sacks, 20 quarterback hurries and three fumble recoveries as a senior in 2019 ... Helped lead team to a 9-3 record and second round of Georgia 7-A state playoffs as a senior ... Helped lead team to 11-4 record and appearance in 2017 7-A state championship game as a sophomore ... Coached by Rush Probst and Justin Rogers.

**Personal:** Majoring in mechanical engineering ... Member of ACC Academic Honor Roll.



88

**ZEEK BIGGERS**DL • 6-3 • 363 • Fr.  
Salisbury, N.C./West Rowan

**High School:** High School: Rated as a three-star prospect by *247Sports* and *ESPN* ... Tabbed as the No. 71-ranked defensive tackle in the nation and the No. 58-ranked player in the state of North Carolina by *ESPN* ... Named to all-county and all-conference teams as a junior ... Burst on the scene as a sophomore, when recorded 85 tackles (50 solo), 9.0 tackles for loss, 2.5 sacks and forced two fumbles ... Senior season was delayed to spring 2021 due to Covid-19 protocols in North Carolina ... Lettered in football, basketball, and track and field at West Rowan H.S. ... Coached by Joe Nixon.

**Personal:** Majoring in business administration.



21

**LEO BLACKBURN**WR • 6-5 • 212 • Fr.  
Atlanta, Ga./Westlake

**High School:** Rated as a three-star prospect by *Rivals*, *247Sports* and *ESPN* ... Classified as a tight end on recruiting profiles, was tabbed as the No. 18-ranked tight end in the nation and the No. 33-ranked player in the state of Georgia by *Rivals* ... *Sports Illustrated* All-American Candidate (2020) ... Has 50-plus catches for more than 1,000 yards and 10 touchdowns as a senior ... Has helped lead Westlake to an undefeated region record, an 8-1 overall regular-season finish, and to the semifinals of the Georgia 6-A state playoffs (which will be played on Friday, Dec. 18) ... As a junior, helped lead Westlake to a first-place finish in Georgia 7-A Region 2 ... Has registered more than 70 receptions, 1,300 receiving yards and 10 touchdowns during his prep career ... Invited to the Florida vs. Georgia All-Star Game ... Has been a varsity performer in both football and baseball (as a standout pitcher) since his freshman year at Westlake H.S. ... Coached by Bobby May.

**Personal:** Majoring in mechanical engineering.




25

**JAMES BLACKSTRAIN**WR • 6-2 • 175 • Fr.  
Cocoa, Fla./Holy Trinity

**High School:** Rated as a four-star prospect by *Rivals*, *247Sports* and *ESPN* ... A member of the prestigious *ESPN* 300 list ... Tabbed as the No. 38-ranked wide receiver in the nation and the No. 32-ranked player in the state of Florida by *ESPN* ... Earned starting role as a freshman at Holy Trinity but missed his junior season (2019) due to injury ... Hauled in 120 receptions, 2,285 receiving yards and 22 touchdowns in three high-school seasons ... Averaged 81.6 yards per game and 19.0 yards per catch during his prep career ... Rebounded from his season-ending injury as a junior to record 54 receptions for 1,015 yards and nine touchdowns as a senior in 2020 ... Coached by Nathaniel Hooks.

**Personal:** Majoring in industrial engineering.




9

**AVERY BOYD**WR • 6-2 • 230 • Fr.  
Tallahassee, Fla./Godby

**2020 (Freshman):** Saw action in two games ... Made collegiate debut at Syracuse (Sept. 26) ... Sustained a season-ending injury versus Louisville (Oct. 9) ... Did not record any statistics.

**High School:** Rated as a three-star prospect by *Rivals*, *247Sports* and *ESPN* ... Speedster has been timed under 4.4 seconds in 40-yard dash ... Selected by *Tallahassee Democrat* as one of the Florida Panhandle's 50 best offensive players in 2019 ... As a senior, helped Godby rebound from a 4-6 regular season to pull off upset wins in the first two rounds of the Florida 5A state playoffs to advance to the state quarterfinals ... Had 620 receiving yards and 10 touchdown receptions in 10 regular-season games as a senior ... Returned opening kickoff 82 yards for a touchdown to set the tone for Godby in its 38-14 win over Parker in the opening game of the 2019 Florida state playoffs ... Coached by Brandon McCray.

**Personal:** Majoring in biology.



0

**DJIMON BROOKS**DL • 6-1 • 286 • r-Sr.  
Sandersville, Ga./Washington County

**2020 (Redshirt Senior):** Became the first Georgia Tech football student-athlete to ever wear the jersey No. 0 ... Was awarded a scholarship prior to the season ... Was awarded No. 0 by head coach Geoff Collins as a nod to Brooks' previous walk-on status and the fact that he had "zero stars and zero scholarship offers" coming out of high school ... Saw action in all 10 games and made eight starts at defensive tackle ... Ranked ninth on the team overall, second among defensive linemen and first among defensive tackles with 30 tackles, including a sack and three tackles for loss ... Also added two quarterback hurries, a pass breakup and a fumble recovery ... Fumble recovery came with 3:50 remaining of Georgia Tech's season-opening upset victory at Florida State (Sept. 12) ... Only pass breakup of the season also came at FSU ... Recorded four tackles and two quarterback hurries at Syracuse (Sept. 26) ... Had four tackles, two tackles for loss and a sack against eventual College Football Playoff participant Notre Dame (Oct. 31) ... Closed the campaign with a career-high-tying six tackles versus Pitt (Dec. 10).

**2019 (Redshirt Junior):** Appeared in all 12 games, making four starts, primarily at defensive tackle ... Finished 11th on the team and second among defensive linemen with 27 tackles (13 solo) on the season ... Began the season with two tackles (one solo) against then-No. 1 Clemson (Aug. 29) ... Only failed to make a tackle in one game all season ... Recorded 15 tackles over a four-game span – five at Duke (Oct. 12), one at Miami (Fla.) (Oct. 19), three vs. Pitt (Nov. 2) and a career-high six tackles at Virginia (Nov. 9) ... capped the season with his first-career two tackles for loss – 1.0 vs. NC State (Nov. 21) and 1.0 vs. then-No. 4 Georgia (Nov. 30).

**2018 (Redshirt Sophomore):** Did not see game action.

**2017 (Redshirt Freshman):** Saw first game action of his collegiate career in Georgia Tech's 33-7 win over North Carolina (Sept. 30) ... Did not record any statistics.

**2016 (True Freshman):** Redshirted.



**High School:** Earned all-region recognition in both seasons as a varsity letterwinner at Washington County H.S. ... Helped lead WCHS to second-straight state championship game appearance as a junior in 2014 ... Played both offensive and defensive line as a high-schooler ... Coached by Joel Ingram ... High-school teammate of former Georgia Tech standout A.J. Gray ... Graduated No. 2 in his class.

**Personal:** Born in Albany, Ga. ... One of six siblings in his family, all boys ... Father, Willie Kelly Brooks, played football at Auburn (1988-92) and was a member of two SEC championship teams (1988, 1989) ... Brother, Kelly, was a defensive lineman at Mercer (2012-16) and recorded one tackle against Georgia Tech at Bobby Dodd Stadium on Sept. 10, 2016 ... Brother, Karekin, was a running back at Penn (2016-19) ... Djimon began playing football at age five ... Enjoys hunting and fishing ... Graduated from Georgia Tech with a bachelor's degree in economics in May 2021.

**CAREER STATISTICS**
**DEFENSIVE**

YR	G-GS	UT	AT	TT	TFL	PD	FF/FR	BLK	QBH
2020	4-0	1	0	1	0.0-0	0	0/0	0	0
<b>Total</b>	<b>4-0</b>	<b>1</b>	<b>0</b>	<b>1</b>	<b>0.0-0</b>	<b>0</b>	<b>0/0</b>	<b>0</b>	<b>0</b>



## 35 SIRAD BRYANT

**DB • 6-2 • 203 • Fr.**  
**Cordele, Ga./Crisp County**

**High School:** Rated as a three-star prospect by *Rivals*, *247Sports* and *ESPN* ... Tabbed as the No. 49-ranked safety in the nation and the No. 51-ranked player in the state of Georgia by *247Sports* ... Two-way star is a three-year letterwinner, amassing 147 tackles, 4.0 tackles for loss, 13 interceptions (one that was returned for a touchdown), three fumble recoveries (two that were returned for touchdowns) on defense and 1,100 receiving yards and nine touchdowns on offense over the course of his prep career ... Seven of his nine touchdown catches came during his senior season, which saw him help lead Crisp County to an 11-2 record and an appearance in the semifinals of the Georgia 3-A state playoffs ... Named all-state and all-region as a junior, when he helped lead team to state runner-up finish ... Coached by Brad Harber.

**Personal:** Personal: Brother, Big Kat Bryant, is a senior defensive lineman at UCF and NFL prospect ... Sirad is majoring in mechanical engineering.

**CAREER HIGHS**

**Tackles:** 6, twice - last vs. Pitt (Dec. 10, 2020)  
**Solo Tackles:** 2 at Duke (Oct. 12, 2019)  
**Tackles for Loss:** 2.0 vs. No. 4 Notre Dame (Oct. 31, 2020)  
**Sacks:** 1.0 vs. No. 4 Notre Dame (Oct. 31, 2020)  
**Fumbles Recovered:** 1 at Florida State (Sept. 12, 2020)  
**Pass Breakups:** 1 at Florida State (Sept. 12, 2020)

**CAREER STATISTICS**
**DEFENSIVE**

YR	G-GS	UT	AT	TT	TFL	PD	FF/FR	BLK	QBH
2019	12-4	13	14	27	2.0-4	0	0/0	0	0
2020	10-8	13	17	30	3.0-7	1	0/1	0	2
<b>Total</b>	<b>23-12</b>	<b>26</b>	<b>31</b>	<b>57</b>	<b>5.0-11</b>	<b>1</b>	<b>0/1</b>	<b>0</b>	<b>2</b>



## 20 MILES BROOKS

**DB • 6-2 • 184 • Fr.**  
**Jacksonville, Fla./Trinity Christian Academy**

**2020 (Freshman):** Saw action in four late-season conference games — at Boston College (Oct. 24), vs. Notre Dame (Oct. 31), vs. Duke (Nov. 28) and at NC State (Dec. 5) ... Made lone tackle of his freshman campaign at NC State.

**High School:** Rated as a four-star prospect by *Rivals*, *247Sports* and *ESPN* ... A member of the prestigious *Rivals250* and *ESPN300* lists ... Tabbed as the No. 10-ranked cornerback in the nation and No. 21-ranked player in the state of Florida by *Rivals* ... Rated one of the top 15 recruits in Georgia Tech history by *247Sports* ... Four-year letterwinner ... Team captain as a senior ... Broke up 16 passes and racked up 88 tackles over final two prep seasons ... Named freshman all-America in 2016 ... Helped lead Trinity Christian to 36 wins over seasons, including Florida 3A state championship as a freshman and state semifinals as a junior ... Coached by Verlon Dorminey.

**Personal:** Majoring in business administration.

**CAREER HIGHS**

**Tackles:** 1 at NC State (Dec. 5, 2020)  
**Solo Tackles:** 1 at NC State (Dec. 5, 2020)



## 50 JAMAL CAMP


**OL • 6-2 • 289 • r-Fr.**  
**Cumming, Ga./South Forsyth**

**2020 (Redshirt Freshman):** Did not see game action.

**2019 (Freshman):** Redshirted.

**High School:** Rated as a three-star prospect on *ESPN*, *247Sports* and *Rivals* ... Tallied 106 tackles over his final two prep seasons ... Logged 59 stops (28 solo), seven sacks, 12 tackles for loss and 27 quarterback hurries as a senior in 2018 (5.4 tackles per game) ... Finished with 45 hurries for his high-school career ... Deflected five passes and forced a fumble over the course of his prep career ... Three-year letterwinner.

**Personal:** Brother, Jalen, played wide receiver at Georgia Tech for five seasons (2016-20) and was selected in the sixth round of the 2021 NFL Draft by the Jacksonville Jaguars ... Jamal is majoring in business administration.



## 2 TARIQ CARPENTER

**DB • 6-4 • 225 • Sr.**  
**Ludowici, Ga./Long County**

**2020 (Senior):** Overcame offseason injuries to appear in all 10 games, making nine starts at strong safety ... Finished fifth on the team with 39 tackles, including two for loss ... Had an interception and six passes

defended ... Recorded at least three tackles in 9-of-10 games ... Broke up a pass to go along with three tackles in season-opening win at Florida State (Sept. 12) ... Had a season-high six tackles at Boston College (Oct. 24) ... Recorded five tackles against UCF (Sept. 19), Duke (Nov. 28) and Pitt (Dec. 10) ... Turned in perhaps his best all-around performance of the season against Duke, with a season-high two pass breakups and an interception that he returned 43 yards to set up a Georgia Tech touchdown in the Jackets' 56-33 victory.

**2019 (Junior):** Appeared in 11 games, starting 10 at strong safety ... Led all defensive backs on the team and finished third overall with 62 tackles (48) solo on the year ... Joined Charlie Thomas and David Curry in becoming the first Georgia Tech trio since 2012 to have more than 60 tackles apiece ... Finished with seven tackles in five games — South Florida (Sept. 7), North Carolina (Oct. 5), at Duke (Oct. 12), at Miami (Fla.) (Oct. 19), and at Virginia (Nov. 9) ... Made a career-high seven solo stops against South Florida (Sept. 7) ... Set a career high with 2.0 tackles for loss against South Florida (Sept. 7) ... Forced his second career fumble against The Citadel (Sept. 14) ... Made the game-winning solo stop in overtime at Miami (Fla.) (Oct. 19), tackling a wideout just shy of converting on fourth down to seal the victory ... Hauled in his third career interception against Pitt (Nov. 2) ... Finished with five pass breakups on the season ... Set a career high with two pass breakups against Virginia Tech (Nov. 16).

**2018 (Sophomore):** Started all 13 games at strong safety ... Ranked fourth on the team with 55 tackles ... Tied for team lead with two interceptions and seven passes defended ... Had at least one tackle in 12-of-13 games and multiple stops in 10-of-13 contests ... Tied for third on the team with five special-teams tackles (all on kickoff coverage) ... Intercepted a pass on the opening series at USF (Sept. 8) but was ejected from the game due to a targeting penalty one defensive series later, a turning point in the Yellow Jackets' 49-38 defeat ... Came back the next week to record five tackles, including one for loss, at Pitt (Sept. 15) ... Made eight stops (second-highest total of the season) against eventual national champion Clemson (Sept. 22) ... Had six tackles in limited action in rout over Bowling Green (Sept. 29) ... Made key interception that led to Georgia Tech's go-ahead touchdown in fourth quarter of 35-28 victory at North Carolina (Nov. 3) ... Notched six tackles and forced a fumble in win over Miami (Nov. 10) ... Had a career-high 10 tackles in overtime win over Virginia (Nov. 17).

**2017 (True Freshman):** Made his collegiate debut in Georgia Tech's fifth game of the season at Miami (Oct. 14) and played in five of the final six games of the season ... Saw action primarily on special teams, with both of his tackles (Nov. 4 at Virginia, Nov. 18 at Duke) coming in punt coverage.

**High School:** Rated as a three-star prospect by *ESPN* and *247Sports* ... Named first-team all-state as a senior by *RecruitGeorgia.com* ... Also an all-region, all-district and all-area honoree ... Versatile athlete played defensive back, wide receiver and returned kicks during his prep career ... Had the longest kickoff return in school history as a senior ... Four-year letterwinner and three-year captain ... Coached by Eric McNair ... Also played basketball for two seasons and was two-year captain of track and field team, participating in long jump and high jump ... Honor roll student.

**Personal:** Is one of nine siblings ... Mother, Demetria Fiffie, played basketball at Central Methodist University (1992-96) ... Mother went on to become a staff sergeant in the U.S. Army, serving five international tours of duty, including three deployments to Iraq and one to Afghanistan ... Uncle, Thurlos Pearson, played football at Missouri ... Tariq began playing football when he was five ... Is majoring in literature, media and communication.

## CAREER HIGHS

**Tackles:** 10 vs. Virginia (Nov. 17, 2018)

**Tackles for Loss:** 2.0 vs. USF (Sept. 7, 2019)

**Interceptions:** 1, 4x - last vs. Duke (Nov. 28, 2020)

**Longest Interception Return:** 43 vs. Duke (Nov. 28, 2020)


**Pass Breakups:** 2, twice - last vs. Duke (Nov. 28, 2020)

**Fumbles Forced:** 1, twice - last vs. The Citadel (Sept. 14, 2019)

## CAREER STATISTICS

### DEFENSIVE

YR	G-GS	UT	AT	TT	TFL	PD	FF/FR	INT	QBH
2017	6-0	2	0	2	0.0-0	0	0/0	0	0
2018	13-13	35	20	55	1.5-2	7	1/0	2-6	0
2019	11-10	48	14	62	2.0-4	6	1/0	1-0	0
2020	10-9	28	11	39	2.0-2	6	0	1-43	0
<b>Total</b>	<b>40-32</b>	<b>113</b>	<b>45</b>	<b>158</b>	<b>5.5-8</b>	<b>19</b>	<b>2/0</b>	<b>4-49</b>	<b>0</b>



# 49

## GREY CARROLL

**DL • 6-3 • 256 • Fr.**

**Alcoa, Tenn./Alcoa**

**High School:** Rated as a three-star prospect by *Rivals*, *247Sports* and *ESPN* ... Tabbed as the No. 20-ranked player in the state of Tennessee by *Rivals* and *ESPN* ... Named the Tennessee Titans Class 3A Mr. Football in the state of Tennessee as a senior in 2020, the top individual honor in Tennessee high school football ... Was a two-time Tennessee Mr. Football finalist ... Logged 67 total tackles, 23.5 tackles for loss, eight sacks, two forced fumbles and two blocked punts in 13 games in his senior year ... Led Alcoa to four consecutive state championships ... Coached by Gary Rankin.

**Personal:** Majoring in biology.



# 7

## MALACHI CARTER

**WR • 6-3 • 195 • Jr.**

**Lawrenceville, Ga./Mountain View**

**2020 (Junior):** Started all 10 games at wide receiver ... Ranked third on the team in receptions (20) and receiving yards (290), both career highs ... Tied for second on the team with three touchdown receptions ... Averaged 14.5 yards per catch, good for second on the team (min. 15 receptions) ... Doubled his previous career high by catching six passes for 66 yards, including a game-tying 15-yard touchdown early in the fourth quarter of season-opening win at Florida State (Sept. 12) ... Breakout performance at Florida State sparked a four-game stretch where he caught 14 passes for 213 yards and two touchdowns against FSU, UCF (one catch for 1 yards), Syracuse (four catches for 47 yards) and Louisville (three catches for a career-high 89 yards, including a 34-yard touchdown and a career-long 41-yard reception) ... Hauled in two passes for 26 yards, including a 12-yard touchdown, versus Duke (Nov. 28) ... Closed the season with three receptions for 46 yards against Pitt (Dec. 10).

**2019 (Sophomore):** Played in all 12 games, making 11 starts at wide receiver ... One of three Georgia Tech wideouts to amass 200 yards, finishing third on the team with 240 receiving yards on 16 receptions to average 15 yards per catch ... Set career highs in receptions, hauling in





three passes three times – vs. South Florida (Sept. 7), at Temple (Sept. 28) and against North Carolina (Oct. 5) ... Also set a career high of 74 receiving yards off two receptions in the primetime victory over NC State (Nov. 21), including a 54-yard reception on the first play of the game ... Finished second on the team with two touchdown receptions ... Hauled in 28-yard catch from James Graham in the third quarter against North Carolina (Oct. 5) ... Also caught an acrobatic 25-yard reception in the endzone from Graham in the second quarter at Virginia (Nov. 9) ... Caught fire to end the year, recording 119 receiving yards on five receptions over the final four games of the season.

**2018 (True Freshman):** Played in all 13 games as a reserve wideout ... Was one of only 13 true freshmen, including just three on the offensive side of the ball, to see action for Georgia Tech in 2018 ... Caught three passes for 56 yards and a touchdown ... Three receptions and 56 yards were both good for third among GT wideouts ... 18.7 yards-per-reception average was tops on the team among wide receivers with at least two catches ... Receptions came Sept. 8 vs. USF (13 yds.), Sept. 15 vs. Pitt (11 yds.) and Oct. 13 vs. Duke (32-yard touchdown).

**High School:** Rated as a three-star prospect by *ESPN, 247Sports/Scout* and *Rivals* ... Two-time all-state honoree (first team as a senior in 2017, second team as a junior in '16) ... Two-time Gwinnett County Wide Receiver of the Year (2016 and 2017) ... Caught 130 passes for 2,360 yards and 30 touchdowns over the final two seasons of his prep career, including a Gwinnett County-record 1,348 yards on 72 receptions (tied for second in county history) and 19 touchdowns as a senior in 2017 ... Caught 58 passes for 1,012 yards and 11 touchdowns as a junior in 2016 ... Also earned all-region honors as a junior ... Three-year letterwinner ... Coached by Nick Bach ... Was also a four-year letterwinner in track and field.

**Personal:** Began playing football when he was six years old ... Is originally from Suffern, N.Y. (Rockland County), 35 miles north of New York City ... Also lived in Wilmington, N.C. before moving to metro Atlanta ... Majoring in literature, media and communications.

**CAREER HIGHS**

- Receptions:** 6 at Florida State (Sept. 12, 2020)
- Receiving Yards:** 89 at Louisville (Oct. 9, 2020)
- Receiving TDs:** 1, 5x - last at Louisville (Oct. 9, 2020)
- Longest Reception:** 54 vs. NC State (Nov. 21, 2019)

**CAREER STATISTICS**

**RECEIVING**

YR	G-GS	NO.	YDS	TD	LG	Rec./G	Avg/C	Avg/G
2018	13-0	3	56	1	32	0.2	18.7	4.3
2019	12-11	16	249	2	54	1.3	15.0	20.0
2020	10-10	20	290	3	41	2.0	14.5	29.0
<b>Total</b>	<b>35-21</b>	<b>39</b>	<b>586</b>	<b>6</b>	<b>54</b>	<b>1.1</b>	<b>15.0</b>	<b>16.7</b>



96

**ALBANY CASEY**

**DL • 6-4 • 239 • Fr.**  
**Bay Minnett, Ala./Baldwin County**

**2020 (Freshman):** Did not see game action.

**High School:** Four-year letterwinner at Baldwin County ... Battled injuries but impressed when healthy ... Named all-state and all-county his sopho-

more and junior seasons ... Played in five games as a junior, recording 21 tackles, eight for a loss, and had five sacks ... As a sophomore, he made 64 total tackles with 17 tackles for loss, including a county-leading 14 sacks ... Multisport athlete, also lettered four years in track and field ... Named all-county in javelin.

**Personal:** Majoring in business administration ... One of eight children.



5

**T.K. CHIMEDZA**

**DL • 6-3 • 322 • r-So.**  
**Dacula, Ga./IMG Academy**

**2020 (Redshirt Sophomore):** Missed the entire season due to injury.

**2019 (Redshirt Freshman):** Appeared in 12 games, starting nine games at defensive tackle ... Led defensive linemen and ranked eighth on the team with 34 tackles (18 solo) on the season ... Took down 1.5 defenders behind the line of scrimmage for a loss of 11 yards ... Recovered his first career fumble on a game-changing goal-line stand at the 1-yard line in the fourth quarter against South Florida (Sept. 7) ... Recorded four tackles in two of the first three games of the season – South Florida (Sept. 7) and The Citadel (Sept. 14) ... Found the quarterback at Temple (Sept. 28) for a 6-yard sack ... Tallied a career-high six tackles at Virginia (Nov. 9) before tying the mark two weeks later against NC State, also putting up a career-high five solo tackles.

**2018 (True Freshman):** Redshirted due to only seeing action in four games – Alcorn State (Sept. 1), Duke (Oct. 13), Georgia (Nov. 24) and Minnesota (Dec. 26) ... Recorded four tackles, three of which came in the regular-season finale at Georgia ... was one of 13 true freshmen to see game action for the Yellow Jackets.

**High School:** Rated as a four-star prospect by *ESPN* ... Was the nation's No. 28-ranked defensive tackle in his class, according to *ESPN* ... Recorded 66 tackles in 18 games over two seasons at IMG Academy in Bradenton, Fla. ... Helped IMG post a perfect 20-0 record against what was widely regarded as the nation's most challenging high school schedule during his two seasons with the program ... Spent his first two prep seasons at Dacula H.S. ... Coached at IMG by Kevin Wright and at Dacula by Tommy Jones ... Graduated a semester early and enrolled at Georgia Tech in January 2018.

**Personal:** Is the middle of three siblings ... Was born in Philadelphia, Pa. ... Grandfather, Steven Chimedza, was a professional soccer player in Zimbabwe ... Sister, Ruva, played soccer at Southern Wesleyan University in Central, S.C. ... Majoring in business administration.

**CAREER HIGHS**

- Tackles:** 6, twice - last vs. NC State (Nov. 21, 2019)
- Solo Tackles:** 5 vs. NC State (Nov. 21, 2019)
- Tackles for Loss:** 1.0 at Temple (Sept. 28, 2019)
- Sacks:** 1.0 at Temple (Sept. 28, 2019)
- Fumbles Recovered:** 1 vs. USF (Sept. 7, 2019)

## CAREER STATISTICS

### DEFENSIVE

YR	G-GS	UT	AT	TT	TFL	SK	FF/FR	INT	QBH
2018	4-0	1	3	4	0.0-0	0.0-0	0/0	0	0
2019	12-9	18	16	34	1.5-11	1.5-11	0/1	0	0
2020		--			DNP	--			
<b>Total</b>	<b>16-9</b>	<b>19</b>	<b>19</b>	<b>38</b>	<b>1.5-11</b>	<b>1.5-11</b>	<b>0/1</b>	<b>0</b>	<b>0</b>



# 42

## BRENT CIMAGLIA

**PK • 6-0 • 219 • r-Sr.**

**Nashville, Tenn./Fred J. Page (Tennessee)**

**2017-20 (Tennessee):** Graduate transfer from the University of Tennessee ... Established himself as one of college football's top kickers in four seasons at Tennessee ... Made 46-of-62 field-goal attempts at Tennessee (.742 – third in UT history) ... Made 88-of-89 PAT attempts ... Scored 226 career points at UT ... Was especially impressive from long range, making 18-of-29 field-goal attempts (.621) from 40 or more yards and 4-of-6 (.667) from 50 or more yards ... Was the semifinalist for the 2019 Lou Groza Award, which honors college football's top kicker ... Made two field goals from 50 yards or more in '19 – a 53-yarder against UAB (Nov. 2), which was longest field goal by a UT kicker in 24 years, and a 51-yarder against BYU (Sept. 7) ... Was also 35-for-35 on PAT attempts in '19, good for a total of 104 points (sixth-most in UT history) ... Made 10-of-13 field goals as a sophomore (2018) and 8-of-13 as a true freshman (2017), including a 51-yarder vs. Florida on his first collegiate field-goal attempt (Sept. 16) ... Battled injuries to make 5-of-9 field goals, including a 50-yarder at Arkansas (Nov. 7) during Covid-19-shortened 2020 campaign ... Was a three-time member of the Southeastern Conference Academic Honor Roll ... Majored in business management at UT.

**High School:** Was a three-star recruit and one of the nation's top kicking prospects coming out of Fred J. Page H.S. in Nashville ... Two-time all-state honoree ... Coached by Charles Rathbone ... Earned a five-star rating and was tabbed as the nation's No. 6 kicker in the Class of 2017 by Kohl's Kicking.

**Personal:** Is one of three siblings in his family — has a brother and a sister ... Was born in Florida, moved to Charlotte, N.C. at age 7 and moved to Nashville following his freshman season of high school ... Was teammates at Tennessee with Georgia Tech offensive lineman Ryan Johnson ... Is pursuing a master's degree in real estate development.



# 9

## ANTONNEOUS CLAYTON

**DL • 6-3 • 256 • r-Sr.**

**Vienna, Ga./Dooly County (Florida)**

**2020 (Redshirt Senior):** Saw action in five games and made four starts at defensive end ... Was unavailable for the first two games of the season (Sept. 12 at Florida State and Sept. 19 vs. UCF) and versus Notre Dame (Oct. 31), then opted to sit out the final two games of the season to focus on off-field matters, including the final coursework he needed to complete in order to receive a bachelor's degree in May 2021 ... Recorded two tackles in his Georgia Tech debut at Syracuse (Sept. 26) ... Had a breakout performance with five tackles, two-and-a-half tackles for loss and

two sacks in nationally televised primetime win over Louisville (Oct. 9).

**2019 (Senior, at Georgia Tech):** Sat out due to NCAA transfer rules.

**2016-18 (Florida):** Spent the past three seasons at the University of Florida, where he was recruited by then-UF defensive coordinator and current Georgia Tech head coach Geoff Collins ... Played in 17 games at Florida ... Sustained a season-ending injury as a freshman in 2016.

**High School:** Rated as a five-star prospect by *Rivals* coming out of Dooly County H.S. in Vienna, Ga. ... Tabbed as the No. 27 overall player in the nation and the No. 2 defensive end in the class of 2016 by both *Rivals* and *247Sports* ... First-team all-state honoree ... Recorded 77 tackles (68 solo), 27 tackles for loss, 13 quarterback hurries, nine sacks, a forced fumble and a fumble recovery as a senior at Dooly County ... Selected to participate in 2016 Under Armour All-America Game ... Coached at Dooly County by Jimmy Hughes.

**Personal:** Earned a bachelor's degree in history, technology and society from Georgia Tech in May 2021.

## CAREER HIGHS

**Tackles:** 5 at Louisville (Oct. 9, 2020)

**Solo Tackles:** 2, twice - last at Louisville (Oct. 9, 2020)

**Tackles for Loss:** 2.5 at Louisville (Oct. 9, 2020)

## CAREER STATISTICS

### DEFENSIVE

YR	G-GS	UT	AT	TT	TFL	SK	FF/FR	INT	QBH
2020	5-4	6	3	9	2.5-8	2.0-8	0/0	0	0
<b>Total</b>	<b>5-4</b>	<b>6</b>	<b>3</b>	<b>9</b>	<b>2.5-8</b>	<b>2.0-8</b>	<b>0/0</b>	<b>0</b>	<b>0</b>



# 77

## DEVIN COCHRAN

**OL • 6-7 • 314 • r-Sr.**

**Norcross, Ga./Greater Atlanta Christian (Vanderbilt)**

**2016-19 (Vanderbilt):** Graduate transfer from Vanderbilt ... Started 32 games over three seasons at Vanderbilt (2017-19; redshirted as a true freshman in 2016) ... Started all 13 games and was on the field for more than 96 percent of Vanderbilt's offensive snaps as a sophomore in 2018 ... Was credited with 18 pancake blocks and 20 domination blocks while helping running back Ke'Shawn Vaughn to the second-highest single-season rushing total in school history (1,243 yards) and the team to their highest offensive production in 44 years (411.8 ypg) ... Was a preseason all-SEC selection by Athlon Sports prior to his junior season but missed the first three games of the season due to injury ... Returned to the lineup to start the final nine games of the 2019 campaign ... Also started 10 games as a redshirt freshman in 2017.

**High School:** Atlanta-area native was a three-star prospect coming out of Greater Atlanta Christian Academy in 2016 ... Two-year starter at offensive tackle as a prep ... Was credited with over 50 pancake blocks as a senior in 2015, en route to first-team all-state recognition ... Helped lead GAC to 26-3 overall record and appearances in the Georgia 2-A state championship game as a junior (2014) and state semifinals as a senior (2015) ... Coached by Tim Hardy.

**Personal:** Mother, Emmie Cochran-Jackson, is a professor at Middle Georgia State University ... Earned a bachelor's degree in human and organizational development from Vanderbilt ... Pursuing a master's in building construction and facility management from Georgia Tech.





**34**  
**JACK COCO**

**LS/TE • 6-2 • 232 • r-Jr.**  
**Johns Creek, Ga./Johns Creek**

**2020 (Redshirt Junior):** Lost 30 pounds during the offseason to transition from offensive line to tight end ... Saw action in all 10 games, remaining as Tech's long snapper on field goals and PATs and also seeing significant time as a reserve tight end ... Made first-career start at TE at Syracuse (Sept. 26) ... Caught four passes for 22 yards on the season ... Made first-career reception, an 8-yarder, in home opener versus UCF (Sept. 19) ... Caught a 7-yard pass at Syracuse ... Had a 3-yard reception against Notre Dame (Oct. 31) and a 4-yarder versus Duke (Nov. 28) ... Continued career-long streak without an errant snap on FG/PAT.

**2019 (Redshirt Sophomore):** Appeared in nine games as Georgia Tech's long snapper on field goals and PATs ... Continued his streak without an errant snap all season between both Wesley Wells and Brenton King as place kicker.

**2018 (Redshirt Freshman):** Saw action in 11 games as the Yellow Jackets' long snapper on field goals and PATs ... Did not have an errant snap all season, which played a key role in true freshman Wesley Wells going a perfect 48-for-48 on place-kick attempts (9-for-9 on field goals, 39-for-39 on PATs) over the final eight games of the campaign.

**2017 (True Freshman):** Redshirted.

**High School:** Four-year letterwinner as an offensive lineman and long snapper ... Served as team captain and helped lead team to 2016 Region 6-6A championship as a senior ... Coached by Matt Kemper ... Selected to participate in Senior Elite Classic ... Also lettered in lacrosse.

**Personal:** Has two sisters, one older and one younger ... Sister, Claudia, played volleyball at Tennessee (2014-16) ... Jack volunteers with Special Olympics ... Enjoys wake surfing and golf ... Started playing football at age six ... Earned a bachelor's degree in business administration from Georgia Tech in May 2021 ... Is pursuing a master's degree in real estate development ... Aspires for a career in real estate ... Member of ACC Academic Honor Roll.

**CAREER HIGHS**

**Receptions:** 1, 3x - last vs. No. 4 Notre Dame (Oct. 31, 2020)  
**Receiving Yards:** 8 vs. No. 14 UCF (Sept. 19, 2020)  
**Longest Reception:** 8 vs. No. 14 UCF (Sept. 19, 2020)

**CAREER STATISTICS**

**RECEIVING**

YR	G-GS	NO.	YDS	TD	LG	Rec./G	Avg/C	Avg/G
2020	10-1	4	22	0	8	0.4	5.5	2.2
<b>Total</b>	<b>10-1</b>	<b>4</b>	<b>22</b>	<b>0</b>	<b>8</b>	<b>0.4</b>	<b>5.5</b>	<b>2.2</b>



**43**  
**NOAH COLLINS**

**DL • 6-4 • 229 • Fr.**  
**Loganville, Ga./Grayson**

**High School:** Rated as a three-star prospect by *Rivals*, *247Sports* and *ESPN* ... Tabbed as the No. 31-ranked weakside defensive end in the nation by *Rivals* and the No. 42-ranked player in the state of Georgia by *ESPN* ... As a senior in 2020, led Grayson to a 14-0 record and the Georgia 7-A state championship ... As a junior, led Grayson to a first-place region finish and Georgia 7-A state quarterfinal appearance ... Recorded 65 tackles (30 solo), 9.0 tackles for loss and 5.0 sacks during his prep career ... Also blocked two kicks and recovered a fumble ... Coached by Adam Carter ... Is one of five Grayson graduates on Georgia Tech's current roster, joining classmate Jamal Haynes and 2020 grads Kevin Harris, Ryan King and Kenyatta Watson II.

**Personal:** Majoring in computer science.



**55**  
**KENNY COOPER**

**OL • 6-3 • 325 • r-Sr.**  
**Calhoun, Ga./Sonoraville**

**2020 (Redshirt Senior):** Saw action in seven games, primarily as a reserve guard and on field goal/PAT units ... helped pave the way for Georgia Tech to rank fourth in the ACC in fewest sacks allowed (2.3 per game) and fifth in the league in rushing (190.8 yards per game).

**2019 (Senior):** Started the first four games of the season as the Yellow Jackets' center before suffering a season-ending injury ... Awarded a redshirt to return in 2020 ... Helped Georgia Tech rush for 652 yards over the first four games of the year with a new offense.

**2018 (Junior):** Appeared in 11 games and started the final seven games of the season at center ... Missed the first two games of the season while continuing to recover from offseason foot surgery ... Returned to action at Pitt (Sept. 15) and spent the next four games coming off the bench, working into the offensive line rotation at both center and guard ... Reclaimed his starting role at center vs. Duke (Oct. 13) ... Helped pave the way for Georgia Tech to lead the nation in rushing offense (325.0 ypg).

**2017 (Sophomore):** Started all 11 games at center ... Was one of only two Georgia Tech offensive linemen to start all 11 games (joining sophomore left guard Parker Braun) ... Helped pave the way for Georgia Tech to lead the ACC and rank fifth nationally in rushing offense (307.4 ypg) ... Was a key cog in an offensive front that helped QB TaQuon Marshall (1,146 rushing yards) and BB KirVonte Benson (1,053) become only the second set of Georgia Tech teammates to ever rush for 1,000 yards in the same season and the first Tech duo to both rush for 100 yards in the same game four times ... Also helped the Yellow Jackets set a school record with four 400-yard rushing games on the season ... Named ACC Offensive Lineman of the Week after taking 10 defenders to the ground (one every 7.6 snaps) and helping the Jackets rush for 403 yards in a 33-7 win over North Carolina (Sept. 30).

**2016 (True Freshman):** One of six true freshmen that saw playing time for Georgia Tech ... Appeared in five games ... Made first-career start at center at No. 18 Virginia Tech (Nov. 12) in place of injured starter Freddie Burden ... Helped Yellow Jackets rush for 309 yards in 30-20 win over 18th-ranked Hokies ... Also saw significant action in Jackets'

33-18 TaxSlayer Bowl win over Kentucky (Dec. 31) after Burden left the game due to injury.

**High School:** Named first-team all-state and Calhoun Times Gordon County Co-Defensive Player of the Year after recording 78 tackles, 22 tackles for loss and 12 sacks during final high-school campaign ... Helped lead Sonoraville H.S. (coach Jim Kremer) to an 8-4 overall record and first state playoff win in school history as a senior ... Totaled 152 total tackles (69 solo) and six sacks as a junior ... Versatile athlete was also a member of Sonoraville's basketball, wrestling and track and field teams over the course of his prep career ... Was state runner-up in heavyweight class as a senior to cap his first-ever season as a wrestler.

**Personal:** Is the youngest of three siblings ... Hobbies include fishing ... Started playing football at age 5 ... Earned bachelor's degree in business administration from Georgia Tech in December 2020.



**39**  
**THOMAS CULWELL**  
DB • 5-11 • 160 • Sr.  
Carrollton, Ga./Carrollton

**High School:** Lettered in football (WR/PK) and soccer at Carrollton H.S. ... Coached by Sean Calhoun.

**Personal:** Enrolled at Georgia Tech in 2017 following graduation from Carrollton H.S. in 2017 ... Made Tech's football roster via tryout during 2021 spring practice ... Has only one season of eligibility, per NCAA rules ... Earned a bachelor's degree in industrial and systems engineering from Georgia Tech in May 2021 ... Is pursuing a master's degree in supply chain engineering.



**89**  
**TRENT DAVIS**  
WR • 5-11 • 167 • Fr.  
Douglas, Ga./Coffee

**High School:** Played wide receiver at Coffee H.S. in Douglas, Ga. ... Invited to participate in 2020 Georgia vs. Florida High School Showcase all-star game.

**Personal:** Majoring in business administration.



**83**  
**DYLAN DEVENEY**  
TE • 6-6 • 265 • So.  
Medford, N.J./The Hun School

**2020 (Sophomore):** Appeared in 7-of-10 games and made six starts at tight end ... Was unavailable for a two-game stretch in September (UCF and Syracuse), as well as the Boston College game (Oct. 24) ... Led Tech's tight ends in receptions (4), receiving yards (38), receiving average (9.5) and touchdowns (1) ... Caught two passes for 15 yards in season-opening win at Florida State (Sept. 12) ... Caught two passes for 23 yards in season finale versus Pitt (Dec. 10), including the first touchdown of his career, an 18-yarder (which was also the longest reception of his career).

**2019 (Freshman):** Appeared in 12 games, making two starts at tight end – Virginia Tech (Nov. 16) and against then-No. 4 Georgia (Nov. 30) ... Finished with six receptions for 48 receiving yards on the season ... Averaged 8 yards per reception ... Made his first collegiate catch against South Florida (Sept. 8) for no gain ... Also hauled in an 11-yard reception against North Carolina (Oct. 5) and a 10-yard catch at Miami (Fla.) (Oct. 19) ... Caught a then-career-long 13-yard pass at Virginia (Nov. 9) ... Recorded two receptions for 14 yards.

**High School:** Rated as a three-star prospect by *ESPN* and *247Sports* ... Tabbed as the No. 28-ranked tight end prospect in the nation by *ESPN* ... Standout basketball and baseball player who had Division I offers in both sports, he didn't begin playing football until midway through his senior season at Shawnee H.S. in 2017 ... In five games with Shawnee in '17, caught six passes for 94 yards ... Utilized a postgraduate year at The Hun School in 2018 and hauled in 12 passes for 282 yards and one touchdown in six games ... Averaged 23.5 yards per reception ... Scored more than 1,000 points in three high-school basketball seasons, averaging 17.6 points per game ... Struck out more than a batter per inning as a senior pitcher on the baseball diamond.

**Personal:** Majoring in business administration ... Member of ACC Academic Honor Roll.

**CAREER HIGHS**

**Receptions:** 2, 3x - vs. Pitt (Dec. 10, 2020)  
**Receiving Yards:** 23 vs. Pitt (Dec. 10, 2020)  
**Longest Reception:** 18 vs. Pitt (Dec. 10, 2020)  
**Receiving TDs:** 1 vs. Pitt (Dec. 10, 2020)

**CAREER STATISTICS**

**RECEIVING**

YR	G-GS	NO.	YDS	TD	LG	Rec./G	Avg/C	Avg/G
2019	12-2	6	48	0	13	0.5	8.0	4.0
2020	7-6	4	38	1	18	0.6	9.5	5.4
<b>Total</b>	<b>19-8</b>	<b>10</b>	<b>86</b>	<b>1</b>	<b>18</b>	<b>0.5</b>	<b>8.6</b>	<b>4.5</b>



**42**  
**JORDAN DOMINECK**  
DL • 6-3 • 235 • r-So.  
Lakeland, Fla./George Jenkins

**2020 (Redshirt Sophomore):** Saw action in nine games with four starts at defensive end ... Led Georgia Tech in sacks (4) and ranked second on the team in tackles for loss (8.5) ... Was credited with a 15.2% pressure rate according to *ESPN* Stats and Info, which ranked eighth among all Power Five conference student-athletes ... Became one of only 24 Power Five players over the past three seasons with a pressure rate of 15% or higher ... 15.2% pressure rate was tops among ACC players that return in 2021 (next highest: 11.8% by Clemson's K.J. Henry) ... 26 total pressures ranked second among ACC players that return in 2021 (behind only North Carolina's Tomon Fox – 27) ... Ranked seventh on the team overall and tops among defensive linemen with 35 total tackles ... Tied for the team lead with three forced fumbles and two fumble recoveries ... Had at least three tackles in all nine games ... Forced a fumble in season-opening win at Florida State (Sept. 12) ... Recorded two tackles for loss and a sack at Syracuse (Sept. 26) ... Forced and recovered a fumble to go along with a season-high six total tackles and a sack in nationally televised primetime win over Louisville (Oct. 9) ... Totaled 16 tackles and 5.5 tackles for loss over his final four games of the season ... Turned in his best performance of the season with five tackles, two sacks and 2.5





tackles for loss, including a strip sack in the end zone that he recovered himself for a touchdown during win over Duke (Nov. 28) ... Named ACC Defensive Lineman of the Week for the second time in his career following the stellar showing against Duke.

**2019 (Redshirt Freshman):** Appeared in seven games, including starting the final three games of the season at defensive end ... Despite limited action, finished fourth among defensive linemen with 25 tackles (12 solo) ... Finished with 3.5 tackles-for-loss for 19 yards, including 16 yards off 1.5 sacks ... Came up with a huge 11-yard sack in the third quarter at Miami (Fla.) (Oct. 12) en route to an eventual 28-21 overtime victory ... Recorded seven tackles (six assisted) at Virginia (Nov. 9) ... Took down five offensive players (three solo) against Virginia Tech (Nov. 16), including 1.0 tackles for loss for 6 yards and 0.5 sack for 5 yards ... Exploded for a career-high 10 tackles (five solo) in the primetime game against NC State (Nov. 21), where he also totaled a career-high 1.5 tackles-for-loss for 2 yards.

**2018 (True Freshman):** Redshirted due to only seeing action in three games, the first three contests of the year vs. Alcorn State (Sept. 1), at USF (Sept. 8) and at Pitt (Sept. 15) ... Recorded five tackles in three games ... Registered four tackles in extensive action at USF ... Had one stop at Pitt ... Was one of 13 true freshmen to see game action for the Yellow Jackets.

**High School:** Rated as a three-star prospect by *ESPN, 247Sports/Scout* and *Rivals* ... Named honorable-mention all-state and Polk County defensive MVP as a senior ... Three-time first-team all-county selection ... Set school record with 25 sacks as a senior ... Three-year team captain ... Selected to play in Blue-Grey All-American game and Best of Florida all-star game ... Named defensive MVP and overall MVP of Best of Florida all-star game ... Coached by Christopher Canning ... Terrific athlete was also a four-year letterwinner/three-year captain in basketball and a three-year letterwinner in track and field ... Honor roll student.

**Personal:** Middle of three siblings ... Father, James, played football at Bethel College (1987) before transferring to Florida for two seasons (1988-89) ... Jordan is a fan of Japanese animation, Anime ... Majoring in business administration ... Aspires for a career in medicine.

**CAREER HIGHS**

**Tackles:** 10 vs. NC State (Nov. 21, 2019)

**Solo Tackles:** 5 vs. NC State (Nov. 21, 2019)

**Tackles for Loss:** 2.5 vs. Duke (Nov. 28, 2020)

**Sacks:** 2.0 vs. Duke (Nov. 28, 2020)

**Forced Fumbles:** 1, 3x - last vs. Duke (Nov. 28, 2020)

**Fumbles Recovered:** 1, twice - last vs. Duke (Nov. 28, 2020)

**Pass Breakups:** 1 vs. No. 14 UCF (Sept. 19, 2020)

**2020 (Redshirt Freshman):** Appeared in nine games and made two starts at defensive tackle ... Finished the season with seven tackles ... Was in the starting lineup for his collegiate debut at Florida State (Sept. 12) ... Recorded first tackle against UCF (Sept. 19) ... Blocked an extra-point attempt at Syracuse (Sept. 26) ... Turned in his finest performance of the season with four tackles in nationally televised primetime win over Louisville (Oct. 9).

**2019 (Freshman):** Redshirted.

**High School:** Rated as a three-star prospect by *ESPN, 247Sports* and *Rivals* ... Three-time all-region honoree, earning the recognition on defense as a junior and senior and on offense as a sophomore (tight end) ... Also tabbed as a second-team all-region selection as a sophomore on defense ... Two-time all-Greater Savannah honoree ... Named to WJCL-TV's preseason Big 22 team prior to his senior season, which recognizes the top 22 players across southeast Georgia and the South Carolina Low Country ... Four-year letterwinner ... Served as team captain as a senior ... Coached by Mark Stroud ... Also a three-year letterwinner and two-year captain in basketball ... Named all-region on the hardwood as a junior ... Outstanding student was named to Calvary Day's Principal's List (95 or higher in all classes) three different semesters.

**Personal:** Is the youngest of four siblings (all brothers) ... Brothers Dontre' and D'Qavis both played football at Savannah State ... Majoring in biomedical engineering and aspires to become a doctor after the conclusion of his football career ... Member of ACC Academic Honor Roll.

**CAREER HIGHS**

**Tackles:** 4 at Louisville (Oct. 9, 2020)

**Solo Tackles:** 1, twice - last at Louisville (Oct. 9, 2020)

**Blocked Kicks:** 1 at Syracuse (Sept. 26, 2020)

**CAREER STATISTICS****DEFENSIVE**

YR	G-GS	UT	AT	TT	TFL	SK	FF/FR	BLK	QBH
2020	9-2	4	3	7	0.0-0	0.0	0/0	1	0
<b>Total</b>	<b>9-2</b>	<b>4</b>	<b>3</b>	<b>7</b>	<b>0.0-0</b>	<b>0.0</b>	<b>0/0</b>	<b>1</b>	<b>0</b>

**22****KALEB EDWARDS****DB • 6-0 • 217 • Fr.**  
**Dacula, Ga./Dacula**

**High School:** Rated as a four-star prospect by *Rivals* ... Tabbed as the No. 23-ranked safety in the nation and the No. 21-ranked player in the state of Georgia by *Rivals* ... Named all-state as a junior in 2019, when he was also tabbed the Gwinnett County's Offensive Player of the Year by the Gwinnett Daily Post after for 1,153 yards and 15 touchdowns on just 66 carries while also catching 29 passes for 566 yards and three more scores ... Also racked up 86 tackles to go along with four interceptions and 10 pass breakups as a junior in '19, while helping lead Dacula to an appearance in the Georgia 6-A state semifinals ... Standout track athlete placed third in the state in the high jump as a sophomore in 2019 ... Coached by Clint Jenkins.

**Personal:** Majoring in business administration.

**CAREER STATISTICS****DEFENSIVE**

YR	G-GS	UT	AT	TT	TFL	SK	FF/FR	BLK	QBH
2018	3-0	4	1	5	0.0-0	0.0-0	0/0	0	0
2019	7-3	12	13	25	3.5-19	1.5-16	0/0	0	2
2020	9-4	20	15	35	8.5-38	4.0-23	3/2	0	2
<b>Total</b>	<b>19-7</b>	<b>36</b>	<b>29</b>	<b>65</b>	<b>12.0-57</b>	<b>5.5-39</b>	<b>3/2</b>	<b>0</b>	<b>4</b>

**99****D'QUAN DOUZE****DL • 6-2 • 292 • r-Fr.**  
**Savannah, Ga./Calvary Day School**



10

**AYINDE ELEY****LB • 6-3 • 232 • r-Jr.**  
**Oiney, Md./Good Counsel (Maryland)**

**2018-20 (Maryland):** Graduate transfer from the University of Maryland ... Has two seasons of eligibility remaining ... Appeared in 26 games and made 11 starts over three seasons at Maryland (2018-20) ... Earned honorable-mention all-Big Ten after tallying 79 tackles, four tackles for loss, a half-sack, two fumble recoveries, an interception and five passes defended in 11 games (nine starts) as a sophomore in 2019 ... Had a career-high 12 tackles at Rutgers on Oct. 5, 2019 ... Recorded 13 tackles in 12 games (one start) as a redshirt freshman in 2018 and 19 tackles in three games (one start) during the pandemic-altered 2020 campaign ... Totaled 109 tackles, five tackles for loss, three fumble recoveries, two interceptions and eight passes defended in his 26 games at Maryland.

**High School:** Was a rated as a four-star prospect by Scout coming out of Good Counsel H.S. in 2017 ... Also tabbed as the No. 2 outside linebacker in Maryland, the No. 4 OLB in the East region and the No. 22 OLB in the nation by Scout ... Coached at Good Counsel by Bob Milloy.

**Personal:** Father, Donald Hill-Eley, played football at Virginia Union University and currently in his fifth year as the head coach at Alabama State (he previously served 12 years as the head coach at Morgan State) ... mother, Dr. Songhai Barclift, is an obstetrician ... Ayinde graduated from Maryland in December 2020 with a bachelor's degree in family science ... Earned his bachelor's degree in just three-and-a-half years ... Pursuing a master's degree in history, technology and society at Georgia Tech.



11

**MARQUEZ EZZARD****WR • 6-2 • 212 • r-So.**  
**Atlanta, Ga./Stockbridge (Miami, Fla.)**

**2020 (Redshirt Sophomore):** Saw action in each of the first eight games of the season ... Caught nine passes for 124 yards (13.8 avg.) ... Also returned seven punts for 55 yards (7.9 avg.) ... Hauled in a season-long 45-yard reception in his Georgia Tech debut, a 16-13 season-opening win at Florida State (Sept. 12) ... Had a season-best three receptions for 33 yards in home opener versus UCF (Sept. 19) ... Recorded two receptions apiece at Syracuse (Sept. 26) and Boston College (Oct. 24) ... Capped his campaign statistically with a catch against eventual College Football Playoff participant Notre Dame (Oct. 31).

**2019 (Redshirt Freshman):** Sat out the season per NCAA transfer rules.

**2018 (Miami):** Redshirted as a true freshman due to seeing action in only three games ... Caught two passes for 24 yards.

**High School:** Rated as a four-star prospect by *247Sports*, *Rivals* and *ESPN* coming out of Stockbridge H.S. in 2018 ... Becomes the first four-star wide receiver (*247Sports*) to attend Georgia Tech since Calvin Johnson in 2004 ... Rated as the No. 31 player in Georgia by *Rivals* ... tabbed as the No. 18 athlete and the No. 39 player in the state of Georgia by *247Sports* ... Four-year high-school letterwinner ... Hauled in 175 receptions for 3,302 yards and 38 touchdowns over four prep seasons ... Caught 46 passes for 1,023 yards and 13 touchdowns as a senior in 2017, helping lead Stockbridge to Georgia 5A state quarterfinals ... Coached at Stockbridge by Kevin Whitley.

**Personal:** Majoring in industrial engineering.

**CAREER HIGHS**

**Receptions:** 3 vs. No. 14 UCF (Sept. 19, 2020)  
**Receiving Yards:** 45 at Florida State (Sept. 12, 2020)  
**Longest Reception:** 45 yards at Florida State (Sept. 12, 2020)  
**Punt Returns:** 5 at Syracuse (Sept. 26, 2020)  
**Punt Return Yards:** 42 at Syracuse (Sept. 26, 2020)  
**Long Punt Return:** 18 at Syracuse (Sept. 26, 2020)

**CAREER STATISTICS****RECEIVING**

YR	G-GS	NO	YDS	TD	LG	Rec./G	Avg/C	Avg/G
2020	8-0	9	123	0	45	1.1	13.8	15.5
<b>Total</b>	<b>8-0</b>	<b>9</b>	<b>123</b>	<b>0</b>	<b>45</b>	<b>1.1</b>	<b>13.8</b>	<b>15.5</b>



53

**DEION FISHER****LB • 6-2 • 232 • Fr.**  
**McDonough, Ga./Eagles Landing Christian Academy**

**2020 (Freshman):** Did not see game action.

**High School:** Recorded 100 tackles as a senior linebacker in 2019 ... Was a part of four Georgia 1A-Private state championships (2016, 2017, 2018, 2019) in his four years at Eagles Landing Christian Academy ... Coached by Jonathan Gess ... Graduated with honors.

**Personal:** Majoring in business administration.



72

**WESTON FRANKLIN****OL • 6-4 • 316 • Fr.**  
**Jesup, Ga./Wayne County**

**High School:** Rated as a four-star prospect by *ESPN* ... Tabbed as the No. 17-ranked offensive guard in the nation and the No. 30-ranked player in the state of Georgia by *ESPN* ... Recorded 58.5 pancake blocks as a senior in 2020 ... As a junior, led Wayne County HS to an 8-3 record and Georgia AAAAA second-round playoff appearance after transferring back to Georgia from nationally ranked No. 1 IMG Academy ... Selected to GACA North/South All-Star Classic ... Coached by Ken Cribb.

**Personal:** Majoring in mechanical engineering.



34

**KHATAVIAN FRANKS****LB • 6-2 • 215 • Fr.**  
**Fairburn, Ga./Creekside**

**2020 (Freshman):** Did not see game action.

**High School:** Rated as a three-star prospect by *Rivals*, *247Sports* and *ESPN* ... Tabbed as the No. 59-ranked outside linebacker in the nation by *Rivals* and the No. 75 overall player in the state of Georgia by *ESPN* ... Recorded 275 tackles, 28 tackles for loss and 22 sacks for his high school



career, including 158 tackles, 21 tackles for loss and 18 sacks as a senior ... Named 2020 GSWA Class AAAAAA All-State ... Named 2019 Region 5-AAAAAA co-Player of the Year ... High school teammate of fellow Georgia Tech signee Tyson Meiguez — together, the defensive line tandem were known as Creekside's "Twin Towers" ... Coached by Maurice Dixon.

**Personal:** Majoring in business administration.



**46**

**HENRY FREER**

**LS • 6-0 • 215 • Fr.**  
**College Park, Ga./Woodward Academy**

**2020 (Freshman):** Did not see game action.

**High School:** Three-year letterwinner at Woodward ... Was primary long snapper during team's back-to-back 4AAAA regional championships in 2016, 2017 ... Multisport athlete, also lettered two years at first base in baseball ... Helped team make back-to-back 4AAAA regional championships (2017, 2018), making state quarterfinals both years.

**Personal:** Majoring in chemical and biomolecular engineering with aspirations of being a chemical engineer ... Has two younger brothers ... Father, Chris, played football at Davidson (1990-94).



**67**

**JOE FUSILE**

**OL • 6-6 • 320 • Fr.**  
**Richmond Hill, Ga./Richmond Hill**

**High School:** Three-year starter at left tackle at Richmond Hill H.S. ... Led team in pancake blocks and anchored an offensive front that paved the way for one of the top rushing attacks in the Savannah area.

**Personal:** Majoring in aerospace engineering.



**1**

**JAHMYR GIBBS**

**RB • 5-11 • 200 • Fr.**  
**Dalton, Ga./Dalton**

**2020 (True Freshman):** Turned in a dynamic freshman campaign, despite being limited to playing in just seven of Georgia Tech's 10 games due to injury ... Named second-team freshman all-America by The Athletic as an all-purpose back ... Named honorable-mention all-conference as a return specialist ... Led Georgia Tech in all-purpose yards (968) and scoring (seven TDs) ... Ranked second on the team in rushing yards (460), rushing touchdowns (4), receptions (24), receiving yards (303) and touchdown receptions (3) ... Compiled the gaudy numbers in just six-and-a-half games, missing the season-opener at Florida State (Sept. 12) then getting injured in the first half of Tech's Nov. 28 win over Duke and being forced to sit out the final two games of the campaign at NC State (Dec. 5) and versus Pitt (Dec. 10) ... Averaged a gaudy 25.6 yards per kickoff return, which would have ranked second in the ACC and 22nd nationally if he had enough attempts to qualify for the NCAA's official statistical rankings ... Became only the seventh Power 5 conference player since 2000 to compile 450 rushing yards, 300 receiving yards and 200 kickoff return yards in a team's first eight games of the season, joining an elite list that in-

cludes Reggie Bush (USC — 2004), Marion Grice (Arizona State — 2013), Christian McCaffery (Stanford — 2015), Joe Mixon (Oklahoma — 2016), Saquon Barkley (Penn State — 2017) and Lynn Bowden, Jr. (Kentucky — 2019) — a feat made even more impressive by the fact that Gibbs only played in six-and-a-half of the Yellow Jackets' first eight games ... After missing the opener at FSU, Gibbs made his collegiate debut in Tech's home opener versus UCF (Sept. 19) and on the very first play of his collegiate career, returned the opening kickoff 75 yards to the UCF 21 yard line ... Went on to record 219 all-purpose yards (66 rushing, 60 receiving, 75 kickoff return) and score two touchdowns (9-yard reception, 33-yard run) against the Knights ... Went on to score a total of five touchdowns in his first three games — including the two vs. UCF, a 24-yard reception at Syracuse (Sept. 26) and a 19-yard reception versus Louisville (Oct. 9) that he capped with a leap over two UL defenders at the goal line and provided the go-ahead points in the fourth quarter of the Yellow Jackets' 46-27 victory ... Had a career-high 105 rushing yards on just 18 carries at Syracuse ... Recorded at least 60 rushing yards (61) and 60 receiving yards (60) for the second time in three games against Louisville ... Ran for 67 yards on 15 carries against eventual ACC champion and College Football Playoff participant Clemson (Oct. 17) ... Had a would-be 97-yard kickoff return for a touchdown called back due to a penalty at Boston College (Oct. 24) ... Ran for 61 yards on 14 carries and caught five passes for 49 yards against eventual College Football Playoff participant Notre Dame (Oct. 31) ... Was on his way to having the best game of his young career versus Duke (Nov. 28) with 91 rushing yards and two touchdowns (61 and 26 yards) and four catches for 48 yards before his would-be season-ending injury in the second quarter ... 61-yard touchdown run and 42-yard reception against Duke were both career highs.

**High School:** Rated as a four-star prospect by *Rivals*, *247Sports* and *ESPN* ... A member of the prestigious *Rivals250*, *247Sports* 247 and *ESPN* 300 lists ... Tabbed as the No. 2-ranked all-purpose running back in the nation and No. 10-ranked player in the state of Georgia by *Rivals* ... Was the fifth-highest-rated recruit in Georgia Tech history, according to *247Sports* ... Named Georgia's 6-A 2020 Offensive Player of the Year and first-team all-state honoree ... Named first-team All-American by *Sports Illustrated* as a senior in 2019 ... Participated in the prestigious 2020 All-American Bowl in San Antonio ... Georgia's 2019 6-A Offensive Player of the Year and first-team all-state honoree ... Also named 2019 Region 6-AAAAAA Player of the Year ... Ran for 4,882 yards and 70 touchdowns during his prep career, including 2,554 yards and 40 touchdowns as a senior ... Set a Chattanooga metro area record with 420 rushing yards and scored eight touchdowns in just three quarters in a 62-10 win over Ringgold as a senior in 2019 ... Played in high school with Georgia Tech teammates Kyric McGowan and John Ross ... Coached by Matt Land.

**Personal:** Majoring in literature, media and communications ... Member of ACC Academic Honor Roll.

**CAREER HIGHS**

- Rushing Attempts:** 18 at Syracuse (Sept. 26, 2020)
- Rushing Yards:** 105 at Syracuse (Sept. 26, 2020)
- Rushing TDs:** 2 vs. Duke (Nov. 28, 2020)
- Longest Rush:** 61 vs. Duke (Nov. 28, 2020)
- Receptions:** 5 vs. No. 4 Notre Dame (Oct. 31, 2020)
- Receiving Yards:** 60, twice - last at Louisville (Oct. 9, 2020)
- Receiving TDs:** 1, 3x - last at Louisville (Oct. 9, 2020)
- Longest Reception:** 42 vs. Duke (Nov. 28, 2020)
- Kick Returns:** 3 at Syracuse (Sept. 26, 2020)
- Kick Return Yards:** 93 vs. No. 14 UCF (Sept. 19, 2020)
- Longest Kick Return:** 75 vs. No. 14 UCF (Sept. 19, 2020)

## CAREER STATISTICS

### RUSHING

YR	G-GS	ATT	YDS	TD	LG	Avg/C	Avg/G
2020	7-6	89	469	4	61	5.2	65.7
<b>Total</b>	<b>7-6</b>	<b>89</b>	<b>469</b>	<b>4</b>	<b>61</b>	<b>5.2</b>	<b>65.7</b>

### RECEIVING

YR	G-GS	NO.	YDS	TD	LG	Rec./G	Avg/C	Avg/G
2020	7-6	24	303	3	42	3.4	12.6	43.3
<b>Total</b>	<b>7-6</b>	<b>24</b>	<b>303</b>	<b>3</b>	<b>42</b>	<b>3.4</b>	<b>12.6</b>	<b>43.3</b>



# 33

## DAYLON GORDON

**RB • 5-9 • 180 • Fr.**  
Eastman, Ga./Dodge County

**High School:** Two-time honorable mention all-state selection ... Rushed for 2,831 yards during three-year prep career, including 1,448 yards in 12 games as a junior in 2019 and 1,093 yards in eight games as a senior in 2020 ... Scored 36 total touchdowns (33 rushing, one kickoff return, one fumble return and one interception return), including 18 as a junior and 14 as a senior ... Had 11 100-yard rushing games, including five as a junior and six as a senior ... Averaged 7.6 yards per carry for his prep career, including a gaudy 8.4-yard average as a senior ... Added 138 tackles on defense, including four sacks, during the course of his high school career ... Had three interceptions, two fumble recoveries and a forced fumble ... Coached by Ken Cofer.

**Personal:** Majoring in business administration.

## IN MEMORIAM



# 7

## BRYCE GOWDY

**WR • 6-3 • 210 • Fr.**  
Deerfield Beach, Fla./Deerfield Beach

**Personal:** Born Jan. 29, 2002; Died Dec. 31, 2019 ... Was a standout wide receiver at Deerfield Beach High School ... Helped lead Deerfield Beach to 30 wins over the past three seasons, including a 10-4 record and appearance in state quarterfinals as a senior in 2019 and a 12-2 record and the state semifinals as a junior in 2018 ... Rated as a four-star prospect by *Rivals*, *247Sports* and *ESPN* ... A member of the prestigious *Rivals*250 list ... Tabbed as the No. 37-ranked wide receiver in the nation and the No. 33-ranked player in the state of Florida by *Rivals* ... Ranked as one of the top 25 recruits in Georgia Tech history by *247Sports* ... Coached by Jevon Glenn.



# 76

## WING GREEN

**OL • 6-7 • 309 • Fr.**  
Leesburg, Ga./Lee County

**2020 (Freshman):** Did not see game action.

**High School:** Rated as a three-star prospect by *Rivals*, *247Sports* and *ESPN* ... Tabbed as the No. 71-ranked offensive tackle in the nation by *ESPN* ... First-team all-region honoree ... Helped lead Lee County

to a 40-4 record over his last three seasons and back-to-back Georgia GA state championships as a sophomore and junior in 2017 and 2018 ... Selected to participate in Offense-Defense All-American Bowl, the Blue-Gray All-American Bowl and the Georgia-Florida All-Star Game ... Coached by Dean Fabrizio.

**Personal:** Majoring in business administration.



# 6

## JAMIOUS GRIFFIN

**RB • 5-10 • 210 • So.**  
Rome, Ga./Rome

**2020 (Sophomore):** Appeared in eight games ... Finished fifth on the team with 229 rushing yards and tied for fourth on the squad with two rushing touchdowns ... Also hauled in four receptions for 61 yards (15.2 avg.) ... Made first-career start in home opener versus UCF (Sept. 19), finishing with 44 rushing yards on eight carries and a career-high 38 receiving yards on two catches ... Rushed for 54 yards on 15 carries (both career highs) and scored his first-career touchdown on a 3-yard run at Syracuse (Sept. 26) ... Scored in consecutive games when he ran it in from 3 yards out against Louisville (Oct. 9) ... Ran for 43 yards and caught a 16-yard pass in season finale against Pitt (Dec. 10) ... Was unavailable for games against Notre Dame (Oct. 31) and Duke (Nov. 28).

**2019 (Freshman):** Appeared in nine games as a true freshman ... Finished second on the team among running backs with 137 rushing yards on 37 carries ... Averaged 3.4 yards per attempt and 13.9 yards per game ... Broke out for six carries for 20 yards at Temple (Sept. 28) ... Also tallied 21 yards off a career-high eight carries at Miami (Fla.) (Oct. 19), while also taking his first-career reception for 5 yards ... Posted 68 rushing yards over his last three appearances – two carries for 21 yards vs. Virginia Tech; six carries for 14 yards vs. NC State (Nov. 21); and six carries for a career-high 33 yards, including a career-long 16-yard rush in the fourth quarter against then-No. 4 Georgia (Nov. 30) ... Also hauled in a 6-yard reception against Georgia (Nov. 30) ... Finished with 136 all-purpose yards on the season ... Tallied one solo tackle against Virginia Tech (Nov. 16).

**High School:** Rated as a four-star prospect by *247Sports* and *Rivals* ... First-team all-America selection by USA Today as a senior in 2018 ... 2018 Gatorade Georgia Player of the Year ... 2018 Georgia 5A Offensive Player of the Year ... One of 10 nominees for MaxPreps 2018 National Player of the Year ... Nominated for the USA Today Super 25 Top Star poll as a senior, which highlights the top high-school football players in the nation ... Three-time all-state performer – first-team as a senior in 2018 and second-team as a junior in '17 and as a sophomore in '16 ... Three-time all-region honoree ... Rushed for an impressive 6,400 yards on 781 carries for 104 touchdowns over the course of his prep career ... Also hauled in 104 receptions for 563 yards and seven touchdowns ... Finished his high-school career with 7,569 all-purpose yards and 113 total touchdowns ... Eclipsed the 1,000-yard rushing mark in each of his final three seasons of play ... Ran for 2,815 yards – the fifth-highest single-season total in Georgia history – on 288 carries with 38 touchdowns (all career highs) as a senior in 2018 ... Averaged 201.1 rushing yards per game and 9.8 yards per carry during his senior campaign ... Also tallied 11 receptions for 169 yards and two touchdowns as a senior ... Named the Touchdown Club of Atlanta's Back of the Week after running for 339 yards and two TDs on 24 carries in a 62-14 win over East Paulding ... As a junior, rushed 178 times for 1,276 yards and 28 touchdowns ... Hauled in a career-high 213 receiving yards on 13 receptions during junior campaign ... As a sophomore, gained 1,443 yards and scored 25 touchdowns on 201 carries ... Notched career highs with 14 receptions and four receiving touchdowns as a sophomore ... Also performed kick- and punt-return duties, amassing 241 yards total between the two ... Four-year letterwinner ... Coached by John Reid.



**Personal:** Is one of five siblings ... Brother, Ja'Quon, is a redshirt sophomore defensive lineman at Georgia Tech ... Brother, Jaylen, is a linebacker at Virginia Tech ... Brother, Ja'Kolbi, played defensive back at Georgia Military College ... Father, Tyrone, played football at UAB ... Majoring in business administration.

### CAREER HIGHS

**Rushing Attempts:** 15 at Syracuse (Sept. 26, 2020)  
**Rushing Yards:** 54 at Syracuse (Sept. 26, 2020)  
**Longest Rush:** 35 vs. Pitt (Dec. 10, 2020)  
**Rushing TDs:** 1, twice - last at Louisville (Oct. 9, 2020)  
**Receptions:** 2 vs. No. 14 UCF (Sept. 19, 2020)  
**Receiving Yards:** 38 vs. No. 14 UCF (Sept. 19, 2020)  
**Longest Reception:** 25 vs. No. 14 UCF (Sept. 19, 2020)

### CAREER STATISTICS

#### RUSHING

YR	G-GS	ATT	YDS	TD	LG	Avg/C	Avg/G
2019	9-0	37	125	0	16	3.4	13.9
2020	8-1	47	229	2	35	4.9	28.6
<b>Total</b>	<b>17-1</b>	<b>84</b>	<b>354</b>	<b>2</b>	<b>35</b>	<b>4.2</b>	<b>20.8</b>

#### RECEIVING

YR	G-GS	NO.	YDS	TD	LG	Rec./G	Avg/C	Avg/G
2019	9-0	2	11	0	6	0.2	5.5	1.2
2020	8-1	4	61	0	25	0.5	15.2	7.6
<b>Total</b>	<b>17-1</b>	<b>6</b>	<b>72</b>	<b>0</b>	<b>25</b>	<b>0.4</b>	<b>12.0</b>	<b>4.2</b>



# 95

**JA'QUON GRIFFIN**

**DL • 6-0 • 258 • r-So.**  
**Rome, Ga./Rome**

**2020 (Redshirt Sophomore):** Appeared in all 10 games and started four contests at defensive tackle ... Finished third on the team among defensive linemen with 20 tackles ... Tied for third on the squad with two sacks ... Ranked fifth on the team with 3.5 tackles for loss ... Made first-career start in season opener at Florida State (Sept. 12) ... Had a career-high five tackles, including one for loss, at Syracuse (Sept. 26) ... Recorded three tackles, including a sack, against eventual ACC champion and College Football Playoff participant Clemson (Oct. 17) ... Made four stops at NC State (Dec. 5) ... Notched second sack of the year in season finale versus Pitt (Dec. 10).

**2019 (Redshirt Freshman):** Appeared in 11 games as a reserve defensive lineman ... Finished the season with 14 tackles (six solo), 3.0 tackles-for-loss off 2.5 sacks for 13 yards ... Also hurried the quarterback once and forced a fumble ... Recorded multiple tackles in three games — three vs. The Citadel (Sept. 14), two vs. North Carolina (Oct. 5) and four at Miami (Fla.) on Oct. 19 ... In addition to four tackles at Miami (Fla.), also made his first career sack for a loss of 4 yards and recovered a fumble in the end zone for a first-quarter touchdown ... Registered a tackle in five straight games — four at Miami (Fla.), one vs. Pitt (Nov. 2), one at Virginia (Nov. 9), one vs. Virginia Tech (Nov. 16), and one vs. NC State (Nov. 21) ... Talled a second sack on the season, this time for 5 yards at Virginia ... Also recorded a half-sack each at home against Virginia Tech and NC State.

**2018 (True Freshman):** Redshirted due to only seeing action in two games — wins over Alcorn State (Sept. 1) and North Carolina (Nov. 3) ... Recorded only two tackles of the season in the opener vs. Alcorn State ... Was one of 13 true freshmen to see game action for the Yellow Jackets.

**High School:** Rated as a three-star prospect by *ESPN, 247Sports* Scout and *Rivals* ... Three-time all-state honoree ... Three-time first-team all-region selection ... Named Region 7-5A Defensive Player of the Year as a senior ... Helped lead Rome H.S. to back-to-back Georgia 5A state championships as a junior and senior (2016, 2017) ... Recorded 6.5 sacks and 12 tackles for loss as a senior while anchoring a dominant Rome defense that allowed only 30 points in 15 games, en route to a perfect 15-0 record ... Three-year letterwinner ... Served as team captain as a senior ... Coached by John Reid.

**Personal:** Has five siblings ... Brother, Jamious, is a sophomore running back at Georgia Tech ... Brother, Jaylen, is a linebacker at Virginia Tech ... Brother, Ja'Kolbi, played defensive back at Georgia Military College ... Father, Tyrone, played football at UAB ... Majoring in business administration.


### CAREER HIGHS

**Tackles:** 5 at Syracuse (Sept. 26, 2020)  
**Solo Tackles:** 5 at Syracuse (Sept. 26, 2020)  
**Tackles for Loss:** 1.0, 3x - last at Syracuse (Sept. 26, 2020)  
**Sacks:** 1.0, 3x - last vs. No. 1 Clemson (Oct. 17, 2020)  
**Fumble Recovery:** 1 at Miami (Oct. 19, 2019)

### CAREER STATISTICS

#### DEFENSIVE

YR	G-GS	UT	AT	TT	TFL	SK	FF/FR	BLK	QBH
2019	11-0	6	8	14	3.0-13	2.5-19	0/1	0	1
2020	10-4	13	7	20	3.5-16	2.0-14	0/0	0	1
<b>Total</b>	<b>21-4</b>	<b>19</b>	<b>15</b>	<b>34</b>	<b>6.5-29</b>	<b>4.5-27</b>	<b>0/1</b>	<b>0</b>	<b>2</b>



# 38

**CASEY GUNN**

**DB • 6-0 • 185 • Fr.**  
**Alpharetta, Ga./Denmark**

**High School:** Played wide receiver and cornerback at Denmark H.S. in nearby Alpharetta, Ga. ... Second-team all-region selection as a senior in 2020.

**Personal:** Majoring in business administration.



# 48

**CARSON HAROF**

**WR • 5-11 • 183 • Fr.**  
**Woodstock, Ga./Blessed Trinity Catholic**

**High School:** Played wide receiver, defensive back and returned kicks for a program that went 51-3, won four region championships and three state titles during his four years at nearby Blessed Trinity H.S. ... Was the leading receiver on 2019 Georgia 4-A state championship team that finished 14-1 ... Coached by Tim McFarlin.

**Personal:** Father, Doug, played baseball at Georgia Tech from 1987-89 ... Uncle, Doug, played baseball at College of Charleston ... Cousin, Ed, played for the Buffalo Bills ... Brother, Chase, plays tight end at Georgia ... Carson is majoring in business administration.



11

**KEVIN HARRIS****DL • 6-4 • 235 • r-Fr.**  
**Loganville, Ga./Grayson (Alabama)**

**2020 (Alabama):** Transfer from the University of Alabama ... Has four seasons of eligibility remaining ... Did not see game action in only season at Alabama.

**High School:** Rated a four-star prospect by *Rivals*, *247Sports* and *ESPN* coming out of Grayson H.S. ... Tabbed as the No. 5-ranked outside linebacker in the nation by *247Sports* and the No. 13-ranked player in the state of Georgia in the class of 2019 by *ESPN* ... Was the nation's No. 70-ranked player per PrepStar ... A member of the prestigious *ESPN* 300, Top247 and *Rivals* 250 lists ... Selected to play in the Under Armour All-America Game ... participated in Nike's "The Opening" Finals in Frisco, Texas in 2018 ... Recorded 71 tackles as a senior at Grayson, including 13.5 tackles for loss, 12.5 sacks, and 41 quarterback hurries ... Coached by Adam Carter ... Is one of five Grayson graduates on Georgia Tech's current roster, joining classmates Ryan King and Kenyatta Watson II and 2021 grads Noah Collins and Jamal Haynes.

**Personal:** Majoring in business administration.



18

**PEJE' HARRIS****WR • 6-3 • 211 • r-So.**  
**Newnan, Ga./Newnan**

**2020 (Redshirt Sophomore):** Played in nine games and made two starts at wide receiver ... Was in the starting lineup for late-season matchups against Duke (Nov. 28) and NC State (Dec. 5) ... Caught 11 passes for 138 yards (12.5 avg.) and a touchdown ... Opened the season with three receptions over the first two games — one for 7 yards at Florida State (Sept. 12) and two for 38 yards vs. UCF (Sept. 19) ... Had a career-long 31-yard catch at Boston College (Oct. 24) ... Closed the season with seven catches over the final three games — two for 8 yards vs. Duke (Nov. 28), one for 6 yards at NC State (Dec. 5) and four for 48 yards (both career highs) vs. Pitt (Dec. 10).

**2019 (Redshirt Freshman):** Appeared in 10 games, making his lone start against Virginia Tech (Nov. 16) at wideout ... Recorded his first collegiate reception against Virginia Tech, hauling in a 4-yard catch ... An ACC Honor Roll member.

**2018 (True Freshman):** Redshirted.

**High School:** Rated as a three-star prospect by *ESPN*, *247Sports*/Scout and *Rivals* ... All-region and all-county honoree ... Caught 47 passes for 574 yards over his final two prep seasons, including 33 receptions for 448 yards and four touchdowns as a senior ... 78-yard touchdown catch in third game of his senior season was the longest reception in the state of Georgia that week ... Served as team captain as a senior ... Four-year letterwinner ... Coached by Chip Walker ... Also lettered in basketball and soccer ... Honor roll student maintained As and Bs throughout his high school career ... Served on student government.

**Personal:** Has two brothers ... Mother, Vera, played basketball at Southern Miss ... Father, Patrick, played football at Tennessee State ...

Began playing football when he was 9 years old ... Majoring in literature, media and communication.

**CAREER HIGHS****Receptions:** 4 vs. Pitt (Dec. 10, 2020)**Receiving Yards:** 48 vs. Pitt (Dec. 10, 2020)**Receiving TDs:** 1 at Boston College (Oct. 24, 2020)**Longest Reception:** 31 at Boston College (Oct. 24, 2020)**CAREER STATISTICS****RECEIVING**

YR	G-GS	NO.	YDS	TD	LG	Rec./G	Avg/C	Avg/G
2019	10-1	1	4	0	4	0.1	4.0	0.4
2020	9-2	11	138	1	31	1.2	12.5	15.3
<b>Total</b>	<b>19-3</b>	<b>12</b>	<b>142</b>	<b>1</b>	<b>31</b>	<b>0.6</b>	<b>11.8</b>	<b>7.5</b>




31

**JAMAL HAYNES****WR • 5-9 • 165 • Fr.**  
**Loganville, Ga./Grayson**

**High School:** Rated as a three-star prospect by *Rivals*, *247Sports* and *ESPN* ... Tabbed as the No. 24-ranked athlete in the nation and the No. 55-ranked prospect in the state of Georgia by *Rivals* ... Has helped lead Grayson to more than 40 wins in four seasons on the varsity squad ... As a senior in 2020, led Grayson to a 14-0 record and the Georgia 7-A state championship ... Amassed over 2,100 total yards (passing, rushing, receiving and return) during his prep career, including 97 receptions for 1,417 yards and 10 touchdowns, as well as 202 rushing yards and three touchdowns on the ground ... First-team all-region honoree ... Coached by Adam Carter ... Is one of five Grayson graduates on Georgia Tech's current roster, joining classmate Noah Collins and 2020 grads Kevin Harris, Ryan King and Kenyatta Watson II.

**Personal:** Majoring in business administration.



37

**COLIN HEMINGWAY****RB • 5-6 • 185 • Fr.**  
**Boyd's, Md./Poolesville**

**2020 (Freshman):** Did not see game action.

**High School:** Four-year letterwinner ... Three-time all-county honoree ... Ranked among the top 10 rushers in talent-laden Montgomery County, Md. as a junior in 2018 ... Served as a team captain as a senior ... Coached by Anthony Nazzaro ... Also a four-year letterwinner in lacrosse ... Named all-America in lacrosse as a junior in 2019 ... Two-time lacrosse team MVP ... 2019-20 Poolesville H.S. Male Athlete of the Year ... Earned honor roll recognition every semester.

**Personal:** Brother, Keegan, was a running back at Georgia Tech from 2017-20.





21

**JALEN HUFF**

DB • 5-11 • 189 • Fr.  
Athens, Ga./Buford

**2020 (Freshman):** Saw action in three games as a true freshman — at Syracuse (Sept. 26), vs. Duke (Nov. 28) and at NC State (Dec. 5) ... Did not record any statistics.

**High School:** Rated as a three-star prospect by *Rivals*, *247Sports* and *ESPN* ... Tabbed as the No. 38-ranked cornerback in the nation and the No. 49-ranked player in the state of Georgia by *Rivals* ... Named pre-season all-state prior to his senior campaign ... All-Gwinnett County honoree ... Helped lead Buford to 35 wins over three varsity seasons, including 14-1 record and Georgia 5A state championship as a senior in 2019 ... second-team Gwinnett All-County defensive preseason selection ... Coached by Bryant Appling ... Multisport athlete, also ran three years of track ... Honor roll student ... Cousin, Jordan Huff, played in four games as a true freshman defensive back at Georgia Tech last season.

**Personal:** Majoring in business administration ... Member of the ACC Academic Honor Roll.



15

**JAREK IVEY**

DL • 6-6 • 275 • Fr.  
Suwanee, Ga./North Gwinnett

**2020 (Freshman):** Appeared in 9-of-10 games as a true freshman ... Made his first two starts in the final two games of the season (Dec. 5 at NC State, Dec. 10 vs. Pitt) ... Compiled eight tackles, including one for loss, on the campaign ... Five of his eight stops came in the final two games — three at NC State and two vs. Pitt ... Recorded only tackle for loss against eventual College Football Playoff participant Notre Dame (Oct. 31).

**High School:** Rated as a four-star prospect by *247Sports* ... Tabbed as the No. 15-ranked weakside defensive end in the nation and the No. 33-ranked player in the state of Georgia by *247Sports* ... Ranked as one of the top 30 recruits in Georgia Tech history by *247Sports* ... Recorded 153 tackles and 29 sacks during his prep career, including 80 tackles, 20 sacks and 15 quarterback hurries as a senior ... All-region honoree ... Coached by Bill Stewart ... Is also a standout basketball player for North Gwinnett that received scholarship offers to play Division I college basketball.

**Personal:** Majoring in business administration.

**CAREER HIGHS**

**Tackles:** 3 at NC State (Dec. 5, 2020)

**Tackles for Loss:** 1.0 vs. No. 4 Notre Dame (Oct. 31, 2020)

**CAREER STATISTICS**

**DEFENSIVE**

YR	G-GS	UT	AT	TT	TFL	PD	FF/FR	BLK	QBH
2020	9-2	4	4	8	1.0-3	0	0/0	0	2
<b>Total</b>	<b>9-2</b>	<b>4</b>	<b>4</b>	<b>8</b>	<b>1.0-3</b>	<b>0</b>	<b>0/0</b>	<b>0</b>	<b>2</b>



23

**JORDAN HUFF**

DB • 6-2 • 188 • r-Fr.  
Madison, Ga./Morgan County

**2020 (Redshirt Freshman):** Appeared in four games — at Syracuse (Sept. 26), vs. Louisville (Oct. 9) at NC State (Dec. 5) and vs. Pitt (Dec. 10) ... Recorded first-career tackle in season finale against Pitt ... Was credited with a quarterback hurry at NC State.

**2019 (True Freshman):** Redshirted ... Appeared in four games — at then-No. 1 Clemson (Aug. 29), at Duke (Oct. 12), at Miami (Fla.) (Oct. 19), and vs. then-No. 4 Georgia (Nov. 30) ... Did not record any statistics.

**High School:** Rated a three-star prospect by *ESPN*, *247Sports* and *Rivals* ... All-around athlete excelled on both sides of the ball ... Finished his career with three interceptions and two defensive touchdowns ... On offense, totaled 2,299 all-purpose yards (1,407 receiving, 892 rushing) and 22 touchdowns (10 receiving, 12 rushing) during prep career ... Had one interception as a senior in 2018 in addition to catching 35 passes for 673 yards (84.1 yards per game) and five touchdowns and running 15 times for 41 yards and three scores ... Intercepted two passes as a junior in 2017, returning both for touchdowns ... Also impressed offensively as a junior, hauling in 48 passes for 665 yards and four touchdowns and carrying the ball 15 times for 99 yards and four more scores ... Primarily played running back as a sophomore, running for 752 yards and five touchdowns on 134 carries ... Three-year letterwinner ... Coached by Bill Malone.

**Personal:** Majoring in business administration ... Member of the ACC Academic Honor Roll.



4

**QUEZ JACKSON**

LB • 6-1 • 215 • Jr.  
Fort Valley, Ga./Peach County

**2020 (Junior):** Started all 10 games at linebacker ... Ranked second on the team with a career-high 80 tackles ... 8.0 tackles per game ranked eighth in the ACC and 80th nationally ... Ranked third on the team with 4.5 tackles for loss ... Had a team-high-tying two interceptions ... Recorded at least four tackles in all 10 games and had nine or more stops in 6-of-10 contests ... Opened the season by matching a then-career-high with nine tackles and recording a pivotal interception in 16-13 win at Florida State (Sept. 12) ... Had nine tackles in home opener versus UCF (Sept. 19) ... Notched nine stops and a fumble recovery in primetime win over Louisville (Oct. 9) ... Had a sack and two pass breakups against eventual ACC champion and College Football Playoff participant Clemson (Oct. 17) ... Tallied a career-high 11 tackles against eventual College Football Playoff participant Notre Dame (Oct. 31) ... Had eight stops in win over Duke (Nov. 28) ... Closed the season with 10 tackles and his second interception of the campaign against Pitt (Dec. 10).

**2019 (Sophomore):** Appeared in all 12 games, starting the final five games of the season at linebacker ... Finished fifth on the team and third among linebackers with 49 tackles (28 solo) ... Ranked third on the team with 5.0 tackles-for-loss for 9 yards ... Also broke up two passes

and defended two others ... Took down two offensive players behind the line of scrimmage against South Florida (Sept. 7) ... Recorded seven tackles (four solo), including 1.0 tackles-for-loss, against The Citadel (Sept. 14) ... Tallied five tackles (three solo) at Temple (Sept. 28) ... Totaled a then-career-high nine tackles (four solo) at Duke (Oct. 12) ... Recorded four tackles in four of the final five games of the season – vs. Pitt (Nov. 2), at Virginia (Nov. 9), vs. NC State (Nov. 21) and vs. then-No. 4 Georgia (Nov. 30) ... Forced his first career fumble in the second quarter against Georgia (Nov. 30).

**2018 (Freshman):** Saw action in all 13 games as a true freshman ... Registered 15 tackles, primarily as a reserve linebacker ... Two of his 15 tackles came on kickoff coverage ... All 15 tackles came in the first eight games of the season ... Recorded multiple stops in four of the first eight games of the campaign – two at Louisville (Oct. 5), three vs. Alcorn State (Sept. 1) and at USF (Sept. 8) and a season-high four vs. Bowling Green (Sept. 29) ... Also had single tackles against Pitt (Sept. 15), Duke (Oct. 13) and Virginia Tech (Oct. 25).

**High School:** Rated as a three-star prospect by *ESPN*, *247Sports/Scout* and *Rivals* ... Ranked as the nation's No. 25 inside linebacker in his class and Georgia's No. 65 player by *Rivals* ... Two-time all-state honoree ... Named the 2017 Georgia Region 4-3A Defensive Player of the Year after recording 137 tackles, 28 tackles for loss and five sacks as a senior ... Helped lead Peach County to an appearance in 2017 Georgia 3A state championship game ... Totaled 252 tackles, 41 tackles for loss and eight sacks over final two prep seasons ... Served as team captain as a senior ... Three-year letterwinner ... Coached by Chad Campbell ... Also earned two letters in baseball ... Honor roll student ... Graduated a semester early and enrolled at Georgia Tech in January 2018.

**Personal:** Will wear No. 4 in 2021, as Georgia Tech football has temporarily retired his previous number, No. 44, for the '21 season in honor of Atlanta icon Henry "Hank" Aaron, who died in January ... Has five siblings ... Cousin, Greg Lloyd, was a five-time Pro Bowler, three-time first-team All-Pro and 1994 AFC Defensive Player of the Year as an 11-year NFL star for the Pittsburgh Steelers (1998-97) and Carolina Panthers (1998) ... Quez started playing football when he was four years old ... Majoring in history, technology and sociology.

## CAREER HIGHS

**Tackles:** 11 vs. No. 4 Notre Dame (Oct. 31, 2020)

**Solo Tackles:** 7 at Florida State (Sept. 12, 2020)

**Tackles for Loss:** 2.0 vs. USF (Sept. 7, 2019)

**Sacks:** 1.0 vs. No. 1 Clemson (Oct. 17, 2020)

**Fumbles Forced:** 1 vs. No. 4 Georgia (Nov. 30, 2019)

**Fumbles Recovered:** 1 at Louisville (Oct. 9, 2020)

**Pass Breakups:** 2 vs. No. 1 Clemson (Oct. 17, 2020)

**Interceptions:** 1, twice - last vs. Pitt (Dec. 10, 2020)

## CAREER STATISTICS

### DEFENSIVE

YR	G-GS	UT	AT	TT	TFL	PD	FF/FR	BLK	QBH
2018	13-0	9	6	15	0.0-0	0	0/0	0	0
2019	12-5	28	21	49	5.0-9	2	1/0	0	1
2020	10-10	45	35	80	4.5-14	5	0/1	0	1
<b>Total</b>	<b>35-15</b>	<b>82</b>	<b>62</b>	<b>144</b>	<b>9.5-23</b>	<b>7</b>	<b>1/1</b>	<b>0</b>	<b>2</b>



# 24

## KENAN JOHNSON

**DB • 6-1 • 182 • r-Fr.**  
**Minneola, Fla./Lake Minneola**

**2020 (Redshirt Freshman):** Saw action in 9-of-10 games as a redshirt freshman ... Made three starts at cornerback, with first-career start coming at Syracuse (Sept. 26) ... Also made late season-starts at NC State (Dec. 5) and versus Pitt (Dec. 10) ... Tallied 13 tackles on the season ... Had three games with three or more tackles — three in season-opening win at Florida State (Sept. 12), three in primetime win over Louisville (Oct. 9) and a career-high four at NC State ... Broke up passes against Clemson (Oct. 17) and Pitt.

**2019 (Freshman):** Redshirted ... Appeared in four games – at then-No. 1 Clemson (Aug. 29), vs. South Florida (Sept. 7), vs. Virginia Tech (Nov. 16), and vs. NC State (Nov. 21) ... Recorded five solo tackles, including a tackle-for-loss on the season ... Made his collegiate debut by making three tackles, including 1.0 TFL for 1 yard at then-No. 1 Clemson (Aug. 29) ... Recorded a tackle vs. South Florida (Sept. 7) and NC State (Nov. 21) ... Also forced a fumble in the primetime win over NC State (Nov. 21).

**High School:** Rated a three-star prospect by *ESPN*, *247Sports* and *Rivals* ... Intercepted 12 passes over his final two prep seasons (five as a senior in 2018, seven as a junior in 2017) ... Returned two of his five interceptions for touchdowns (50 and 70 yards) as a senior ... Also tallied 37 tackles during senior campaign ... Also saw spurts on offense, highlighted by a 9-yard touchdown reception as a senior.

**Personal:** Majoring in business administration ... Brother, Kenyon, was a wide receiver at UCF (2017-18).

## CAREER HIGHS

**Tackles:** 4 at NC State (Dec. 5, 2020)

**Solo Tackles:** 4 at NC State (Dec. 5, 2020)

**Tackles for Loss:** 1.0 at No. 1 Clemson (Aug. 29, 2019)

**Fumbles Forced:** 1 vs. NC State (Nov. 21, 2019)

**Pass Breakups:** 1 vs. No. 1 Clemson (Oct. 17, 2020)

## CAREER STATISTICS

### DEFENSIVE

YR	G-GS	UT	AT	TT	TFL	PD	FF/FR	BLK	QBH
2019	4-0	5	0	5	1.0-1	0	1/0	0	0
2020	9-3	9	4	13	0.0-0	2	0/0	0	0
<b>Total</b>	<b>13-3</b>	<b>14</b>	<b>4</b>	<b>18</b>	<b>1.0-1</b>	<b>2</b>	<b>1/0</b>	<b>0</b>	<b>0</b>



# 70

## RYAN JOHNSON

**OL • 6-6 • 307 • r-Sr.**  
**Brentwood, Tenn./Brentwood Academy (Tennessee)**

**2020 (Redshirt Senior):** Started all 10 games at right guard in first season at Georgia Tech ... Helped Tech rank fourth in the Atlantic Coast Conference in fewest sacks allowed (2.3 per game) and fifth in the league in rushing (190.8 yards per game) while also serving as an on-field mentor for true freshman right tackle Jordan Williams ... Named one of the Yellow Jackets' four permanent captains at the conclusion of the season ... Named Academic All-District for the third time in his collegiate career in



recognition of his accomplishments on the field and in the classroom.

**2016-19 (Tennessee):** Graduate transfer from Tennessee ... Three-year letterwinner at Tennessee (2017-19), where he played in all 36 games over three seasons and made 19 starts, including 18-straight starts spanning his sophomore and junior seasons ... Started games at both guard positions and center ... Played five different positions at UT, including tight end ... Made collegiate debut versus Georgia Tech in Chick-fil-A Kickoff Game at Mercedes-Benz Stadium in 2017 ... Graduated from Tennessee in two-and-a-half years (Dec. 2018) with a 3.86 grade point average in civil engineering ... Pursued a master's degree in structural engineering at UT in 2019 and compiled a 4.7 GPA while needing just six hours to complete the degree ... Was a two-time academic all-district honoree and four-year member of SEC academic honor roll at UT ... Nominee for the 2019 Wuerffel Trophy, which is given annually to the college football player "who best combines exemplary community service with athletic and academic achievement" ... Received UT football's Commitment to Excellence award in 2018 ... Member of team's leadership council ... Served as president of Student-Athlete Advisory Board and was a sitting member of the university's Board of Athletics ... Named a gameday captain vs. Florida in 2018 ... Was a four-star recruit coming out of Brentwood Academy in 2016 ... Ranked as one of the top 25 recruits in Georgia Tech history by *247Sports* ... Was high school teammates with former Georgia Tech defensive lineman Brandon Adams, who died prior to his senior season in March 2019 ... Teamed with Adams to help lead Brentwood Academy to state championship in 2015 ... Coached at Brentwood Academy by Cody White.

**Personal:** Father, Tyke, played football at Austin Peay ... Mother, Judith, played tennis at Austin Peay ... Pursuing a master's degree in analytics ... Member of ACC Academic Honor Roll.



**29**  
**BRUCE JORDAN-SWILLING**  
RB • 6-1 • 220 • Sr.  
New Orleans, La./Brother Martin

**2020 (Senior):** Made the move to running back in the offseason ... Saw action in eight games as a reserve RB and on special teams ... Carried the ball four times for a total of four yards ... Recorded five tackles on special teams, including a season-high two versus Clemson (Oct. 17).

**2019 (Junior):** Appeared in seven games, making two starts at linebacker, before missing the rest of season with an injury ... Ranked fourth among linebackers and tied for 10th overall on the team with 27 tackles (14 solo) ... Also recorded 3.0 tackles-for-loss for 9 yards, including 1.5 sacks for 6 yards ... Recorded a 0.5 tackle-for-loss and three tackles total in the season opener at then-No. 1 Clemson (Aug. 29) ... Turned in a streak of four-straight games with five or more tackles – five vs. The Citadel (Sept. 14), six at Temple (Sept. 28), five vs. North Carolina (Oct. 5), and six at Duke (Oct. 12) ... Also recorded a career-high 1.5 sacks for 6 yards at Duke ... Finished his season with a tackle in the overtime win over Miami (Fla.) on Oct. 19.

**2018 (Sophomore):** Saw action in 11 games, including one start at inside linebacker ... Racked up 20 tackles on the season ... Missed the first two games of the season due to an upper-body injury ... Started in his first game of the season at Pitt (Sept. 15) ... Notched a season-high eight tackles and recovered a fumble vs. Duke (Oct. 13) ... Recorded three tackles on three different occasions – at Pitt, vs. Bowling Green (Sept. 29) and at Virginia Tech (Oct. 25) ... Didn't have more than one tackle in any other game.

**2017 (True Freshman):** Despite playing linebacker for the first time (he was a standout running back in high school), appeared in all 11 games as a true freshman, including a start at MLB at Virginia (Nov. 4) ... Although he spent the majority of the season as a reserve, finished seventh on the team with 34 total tackles ... Was spectacular in his first-career start, racking up 11 tackles (including one for loss), a forced fumble, a fumble recovery and an interception that he returned 27 yards for a touchdown at UVA ... Recovered his own forced fumble to set up a 14-yard touchdown drive in the second quarter ... INT return for TD came on Virginia's first offensive snap of the third quarter ... With an interception and a touchdown in his first-career start, he earned bragging rights in his own home – his father, College Football Hall of Famer Pat Swilling, did not record an interception or score a touchdown during his prolific four-year career at Georgia Tech (1982-85) ... After starting MLB Brant Mitchell was injured at nationally ranked Miami (Oct. 14), Jordan-Swilling saw the first significant action of his career and responded with a team-high-tying seven tackles ... The following week, in a 38-24 win over Wake Forest (Oct. 21), he made perhaps the biggest tackle of the game with a fourth-and-1 stop at the GT 21-yard line that preserved Tech's 31-24 lead with 3:44 to go in the contest ... In all, 25 of his 34 tackles on the season came in the four-game stretch against Miami, Wake Forest (three), Clemson (four – Oct. 28) and Virginia ... Also had four stops against Duke (Nov. 18) ... Was one of nine true freshmen that saw action for the Yellow Jackets.

**High School:** Rated as a four-star prospect by *ESPN*, *247Sports*, *Rivals* and Scout ... Tabbed as the nation's No. 9-ranked inside linebacker by *Rivals* ... Member of the prestigious "ESPN 300" as the 193rd-ranked player in the nation ... Two-time first-team all-state selection ... Played running back throughout his prep career, rushing for 5,393 yards and 83 touchdowns, including 1,716 yards and 28 touchdowns as a senior and 2,062 yards and 34 touchdowns as a junior ... Helped lead Brother Martin to state semifinals in 2014 and 2016 and a quarterfinals appearance in 2015 ... Coached by Mark Bonis ... Selected to participate in the Army All-American Bowl following his senior campaign and tallied four tackles (second most on the team).

**Personal:** Father, Pat Swilling, played defensive line for Georgia Tech from 1982-85, was a first-team all-American in 1985, continues to hold Tech's all-time record with 15 single-season sacks ('85) and was inducted into the College Football Hall of Fame in 2009 ... Selected by the New Orleans Saints in the third round of the 1986 NFL Draft, Pat Swilling went on to be a two-time first-team All-Pro, two-time second-team All-Pro, five-time Pro Bowler and the NFL sacks leader and Defensive Player of the Year in 1991 ... Pat Swilling was teammates at Georgia Tech with current athletics director Todd Stansbury ... Jordan-Swilling's uncles, Darrell and Ken Swilling, also played at Georgia Tech from 1988-91 and were members of the Yellow Jackets' 1990 national championship team ... His brother, Tre Swilling, is a defensive back for the Yellow Jackets ... Lists playing with his brother as his most memorable athletic accomplishment ... Older brother, Pat, played basketball at Tulsa ... Jordan-Swilling earned a bachelor's degree in business administration from Georgia Tech in May 2021.

**CAREER HIGHS**

- Rushing Attempts:** 3 vs. No. 1 Clemson (Oct. 17, 2020)
- Rushing Yards:** 4 at Syracuse (Sept. 26, 2020)
- Longest Rush:** 4 at Syracuse (Sept. 26, 2020)
- Tackles:** 11 at Virginia (Nov. 4, 2017)
- Solo Tackles:** 6 at Virginia (Nov. 4, 2017)
- Tackles for Loss:** 1.5 at Duke (Oct. 12, 2019)
- Sacks:** 1.5 at Duke (Oct. 12, 2019)
- Fumbles Forced:** 1, twice - last at Louisville (Oct. 9, 2020)
- Fumbles Recovered:** 1, 3x - last at Louisville (Oct. 9, 2020)
- Interceptions:** 1 at Virginia (Nov. 4, 2017)
- Pass Breakups:** 1 vs. Pittsburgh (Sept. 23, 2017)
- Quarterback Hurries:** 1 at No. 7 Clemson (Oct. 28, 2017)

**Touchdowns:** 1 at Virginia (Nov. 4, 2017) (interception return)

## CAREER STATISTICS

### DEFENSIVE

YR	G-GS	UT	AT	TT	TFL	PD	FF/FR	BLK	QBH
2017	11-0	22	12	34	2.0-4	2	1/1	0	1
2018	11-1	13	7	20	0.0-0	0	0/1	0	1
2019	7-2	14	13	27	3.0-9	0	0/0	0	0
2020	8-0	4	1	5	0.0-0	0	1/1	0	0
<b>Total</b>	<b>37-3</b>	<b>53</b>	<b>33</b>	<b>86</b>	<b>5.0-13</b>	<b>2</b>	<b>2/3</b>	<b>0</b>	<b>2</b>



# 87

## JUDE KELLEY

**PK • 6-1 • 172 • Fr.**  
**Acworth, Ga./Allatoona**

**2020 (Freshman):** Appeared in five games as a true freshman place kicker ... Made Georgia Tech's biggest kick of the season in his first collegiate game, when he split the uprights on a 32-yard field goal with 8:56 remaining in the game that provided the winning points in Tech's 16-13 triumph at Florida State (Sept. 12) ... Bounced back from having a two field goals and an extra point blocked earlier in the game to boot the game-winner at FSU ... Went on to make 4-of-5 extra points on the season, but finished 1-of-5 on field goal attempts.

**High School:** Had what the *Marietta Daily Journal* called "arguably the best kicking season in Cobb County history" in 2019, when he made 19-of-25 field goals and all 49 extra-point attempts to help lead nearby Allatoona H.S. to 2019 Georgia 6-A state championship game ... Received 2019 Chris Sailer Award, given to the nation's top high school place kicker ... Coached by Gary Varner.

**Personal:** Majoring in business administration ... Member of ACC Academic Honor Roll.



# 31

## KYLE KENNARD

**DL • 6-5 • 235 • Fr.**  
**Atlanta, Ga./Riverwood**

**2020 (Freshman):** Became a significant contributor at defensive end down the stretch of his true-freshman campaign ... Saw action in six games, including the final five contests of the season ... Made three starts at DE — at Boston College (Oct. 24), at NC State (Dec. 5) and vs. Pitt (Dec. 10) ... Recorded 10 tackles and 2.5 sacks on the season ... 2.5 sacks ranked second on the team ... Seven of his 10 tackles and all 2.5 sacks came in the final two games of the season — three tackles with 1.5 sacks at NC State and four tackles with one sack versus Pitt.

**High School:** Rated as a three-star prospect by *Rivals*, *247Sports* and *ESPN* ... Tabbed as the No. 38-ranked weakside defensive end in the nation and the No. 77-ranked player in the state of Georgia by *Rivals* ... All-region honoree ... Recorded more than 100 tackles and 40 tackles for loss over the final two seasons of his prep career ... Helped lead team to a perfect 10-0 regular season and 11-1 overall record as a senior in 2019 ... Anchored a defense that allowed just 11.4 points per game during senior campaign ... Coached by Robert Edwards.

**Personal:** Majoring in business administration.

## CAREER STATISTICS

### DEFENSIVE

YR	G-GS	UT	AT	TT	TFL	PD	FF/FR	BLK	QBH
2020	6-3	8	2	19	2.5-27	0	0/0	0	0
<b>Total</b>	<b>6-3</b>	<b>8</b>	<b>2</b>	<b>19</b>	<b>2.5-27</b>	<b>0</b>	<b>0/0</b>	<b>0</b>	<b>0</b>



# 47

## AUSTIN KENT


**PK/P • 6-1 • 215 • r-Jr.**  
**Charlotte, N.C./Providence (UCLA)**

**2020 (Redshirt Junior):** Saw action in all 10 games ... Nearly exclusively handled kickoff duties, taking 41 of the Yellow Jackets' 45 kickoffs on the season ... Averaged 63.8 yards per kick, good for an average landing spot at the opponent's 2 yard line ... Had 11 touchbacks ... Punted three times for a 41.3-yard average ... All three punts were fair caught and one traveled 50+ yards (51).

**2016-19 (UCLA):** Attended UCLA from 2016-19 ... Only saw game action with the Bruins as a true freshman in 2016 ... Averaged 38.3 yards over 44 punts, including 12 downed inside the 20 yard line ... Also served as a holder on place kicks for UCLA in '16 ... Did not appear in any games over his final three seasons with the Bruins ... Member of UCLA Athletics Director's Academic Honor Roll.

**High School:** Rated as a three-star recruit and the No. 12 punter in the nation by Scout ... Ranked No. 2 punter in the nation by Chris Sailer Kick-in ... First-team all-state and all-area ... Greater Charlotte Area Punter of the Year ... Averaged 47.2 yards over 56 yards with a long of 70 as a senior at Providence H.S. in Charlotte, N.C. ... As a kicker, made three three field goals of 50 yards or longer, including a school record 55-yarder, and 34 of his 38 kickoffs went for touchbacks ... Selected to participate in 2016 International Bowl all-star game in Dallas, Texas ... Coached by Brad Bowles ... Also earned four letters in swimming and two in soccer ... Served as captain of Providence's swim team and was named team MVP as a senior ... Named Providence's 2015-16 Student-Athlete of the Year as a senior ... Member of National Honor Society.

**Personal:** Was born in Chicago ... Has two older brothers ... Pursuing a master's degree in public policy.



# 14

## JAYLON KING

**DB • 6-1 • 188 • r-So.**  
**La Vergne, Tenn./Ensworth**

**2020 (Redshirt Sophomore):** Saw action in nine games as a reserve defensive back and on special teams ... Finished with 11 tackles, including one for loss ... Had multiple tackles in four games — a season-high three (including his lone TFL) vs. Louisville (Oct. 9) and two apiece against Syracuse (Sept. 26), Boston College (Oct. 24) and Duke (Nov. 28).

**2019 (Redshirt Freshman):** Appeared in all 12 games as a reserve defensive back ... Finished the season with 14 tackles (11 solo) ... Recorded 1.0 tackle-for-loss for 1 yard and one pass breakup ... Started the season with one tackle at then-No. 1 Clemson (Aug. 29) ... Turned in three tackles (one solo) against North Carolina (Oct. 5) ... Talled two solo tackles vs. Pitt on Nov. 2 ... Turned in the best all-around performance





of his career against then-No. 4 Georgia (Nov. 30), when he recorded a career-best six solo tackles), including his lone tackle for loss (1.0) for a 1-yard loss and his lone pass breakup.

**2018 (True Freshman):** Redshirted after seeing action in three games – Sept. 1 vs. Alcorn State, Sept. 8 at USF and Sept. 29 vs. Bowling Green ... Registered two tackles, both against Bowling Green ... Was one of 13 true freshmen to see game action for the Yellow Jackets.

**High School:** Rated as a four-star prospect by *247Sports/Scout* and *Rivals* ... Ranked as the No. 5 overall player in his class in the state of Tennessee and the No. 22 cornerback in the nation by *Rivals* ... Ranked No. 8 on The Tennessee's 2017 Dandy Dozen ... Two-time first-team all-region honoree ... Two-time team MVP ... Helped lead Ensworth to 15 wins and back-to-back playoff appearances over his final two seasons ... Coached by Ricky Bowers.

**Personal:** Is one of four siblings ... Father, Jeff, was a track and field student-athlete at Tennessee State ... Majoring in civil engineering ... Member of ACC Academic Honor Roll.



**73**  
**KENNETH KIRBY**

**OL • 6-5 • 305 • r-Sr.**  
**Newport News, Va./Menchville (Fork Union Acad.) (Norfolk State)**

**2016-20 (Norfolk State):** Graduate transfer ... Started all 34 games over three seasons at Norfolk State ... Started all 12 games at left tackle as a junior in 2019 and was named first-team all-Mid-Eastern Athletic Conference after grading out at 96% for the season ... Surrendered just two half-sacks and led the team in knockdowns while playing a team-high-tying 884 snaps in 2019 ... Led an offensive line that helped Norfolk State set a school-Division I record with 28.9 points per game and rank third in the MEAC in rushing in '19 ... Started all 11 games as a sophomore in 2017, en route to third-team all-MEAC recognition ... Started all 11 games at left tackle as a freshman in 2016 ... Redshirted in 2018 and missed the 2020 season due to NCAA Division I FCS postponing its fall season

**High School:** Earned seven high school letters – four in football and three in baseball ... Was a two-time all-conference selection as a two-way lineman at Menchville H.S. ... Played one postgraduate season at Fork Union Military Academy before matriculating to Norfolk State.

**Personal:** Majored in interdisciplinary studies at Norfolk State ... Is pursuing a master's degree in literature, media and communications.

**CAREER HIGHS**

- Tackles:** 6 vs. No. 4 Georgia (Nov. 30, 2019)
- Solo Tackles:** 6 vs. No. 4 Georgia (Nov. 30, 2019)
- Tackles for Loss:** 1.0, twice - last at Louisville (Oct. 9, 2020)
- Pass Breakups:** 1 vs. No. 4 Georgia (Nov. 30, 2019)

**CAREER STATISTICS**

**DEFENSIVE**

YR	G-GS	UT	AT	TT	TFL	PD	FF/FR	BLK	QBH
2018	3-0	2	0	2	0.0-0	0	0/0	0	0
2019	12-0	11	3	14	1.0-1	1	0/0	0	0
2020	9-0	5	6	11	1.0-1	0	0/0	0	0
<b>Total</b>	<b>24-0</b>	<b>19</b>	<b>9</b>	<b>27</b>	<b>2.0-2</b>	<b>1</b>	<b>0/0</b>	<b>0</b>	<b>0</b>



**17**  
**DEMETRIUS KNIGHT II**

**ATH • 6-2 • 224 • So.**  
**Locust Grove, Ga./Strong Rock Christian**

**2020 (Sophomore):** Amassed 18 tackles, including one for loss, and forced a fumble in eight games ... Matched a season-high with four tackles three times — in the season opener at Florida State (Sept. 12), the home opener vs. UCF (Sept. 19) and vs. Notre Dame (Oct. 31) ... TFL and forced fumble came against UCF ... Also had three stops in primetime win over Louisville (Oct. 31).

**2019 (Freshman):** Appeared in all 12 games as a reserve linebacker ... Despite limited opportunities, still amassed 18 tackles (10 solo) on the season ... Recorded 2.0 tackles-for-loss for 14 yards, including 1.0 sacks for 11 yards and a forced fumble ... Also turned in a pair of pass breakups and passes defended ... Made his first collegiate tackle in the primetime season-opener at then-No. 1 Clemson (Aug. 29) ... Also notched a tackle against South Florida (Sept. 7) and North Carolina (Oct. 5) ... Turned in his best performance of the season at Duke (Oct. 12), where he recorded six tackles (one solo) and a pass breakup ... Recorded a monumental strip sack in the endzone during the first quarter against Miami (Fla.) (Oct. 19) that was recovered for a touchdown by fellow freshman JaQuon Griffin to give Tech a 7-0 lead en route to the overtime victory ... Totaled three tackles in back-to-back games – at Virginia (Nov. 9) and vs. Virginia Tech (Nov. 16).

**High School:** Rated as a three-star prospect by *ESPN*, *247Sports* and *Rivals* ... Tabbed as the No. 30-ranked dual-threat quarterback in the nation by *247Sports* ... Two-time first-team all-region and all-area honoree ... Four-year starter at quarterback and two-time team captain ... Threw for 1,025 yards and ran for 682 yards as a junior in 2017 and eclipsed the 1,000-yard marks in both passing and rushing as a senior in '18 ... Holds the school record with a 99-yard touchdown run ... also played wide receiver and running back during his prep career ... Was named



**14**  
**RYAN KING**

**WR • 6-3 • 217 • Fr.**  
**Loganville, Ga./Grayson**

**2020 (Freshman):** Saw action in two games versus eventual College Football Playoff participants Clemson and Notre Dame ... did not record any statistics.

**High School:** Rated as a three-star prospect by *Rivals*, *247Sports* and *ESPN* ... Tabbed as the No. 73-ranked wide receiver in the nation and the No. 43-ranked player in the state of Georgia by *247Sports* ... Averaged 17.3 yards per reception and caught nine touchdown passes while helping lead Grayson to a 21-5 record over final two prep seasons ... All-region honoree ... Is one of five Grayson graduates on Georgia Tech's current roster, joining classmates Kevin Harris and Kenyatta Watson II and and 2021 grads Noah Collins and Jamal Haynes ... Coached by Adam Carter.

**Personal:** Majoring in computer science.

MVP of the USA Football Invitational when playing for the U.S. national team versus Canada at AT&T Stadium in Arlington, Texas ... Will become the first NCAA Division I football student-athlete to ever come from Strong Rock Christian, which has fielded a football team for 12 seasons ... Coached by Tommy Webb ... Versatile athlete was a four-year letterwinner in basketball and baseball as well as football ... once broke a rim during a slam dunk in a basketball game, causing the game to be delayed for 30 minutes.

**Personal:** Majoring in literature, media and communication ... Cousin, DeAngelo Hall, who was an all-America defensive back at Virginia Tech (2001-03), went on to be selected with the No. 8 overall pick in the 2004 NFL Draft and become a three-time Pro Bowler during a 14-year pro football career with the Atlanta Falcons (2004-07), Oakland Raiders (2008) and Washington Redskins (2008-17) ... Is also a distant cousin of R&B legends Gladys Knight and Aretha Franklin ... Member of ACC Academic Honor Roll.

### CAREER HIGHS

**Tackles:** 6 at Duke (Oct. 12, 2019)

**Solo Tackles:** 1, 4x - last at Duke (Oct. 12, 2019)

**Tackles for Loss:** 1.0, 3x - last vs. No. 14 UCF (Sept. 19, 2020)

**Sacks:** 1.0 at Miami (Oct. 19, 2019)

**Fumbles Forced:** 1, twice - last vs. No. 14 UCF (Sept. 19, 2020)

**Pass Breakups:** 1, twice - last at Duke (Oct. 12, 2019)

### CAREER STATISTICS

#### DEFENSIVE

YR	G-GS	UT	AT	TT	TFL	PD	FF/FR	BLK	QBH
2019	12-0	10	8	18	2.0-14	2	1/0	0	0
2020	8-0	11	7	18	1.0-1	0	1/1	0	0
<b>Total</b>	<b>20-0</b>	<b>21</b>	<b>15</b>	<b>36</b>	<b>3.0-15</b>	<b>2</b>	<b>1/1</b>	<b>0</b>	<b>0</b>



# 62


## CADE KOOTSOURADIS

**OL • 6-4 • 316 • Fr.**  
Crestview, Fla./Crestview

**2020 (Freshman):** Did not see game action.

**High School:** Rated as a three-star prospect by *Rivals*, *247Sports* and *ESPN* ... Tabbed as the No. 48 ranked offensive guard in the nation by *ESPN* and as the No. 97 offensive tackle in the country by *247Sports* ... First-team all-area honoree ... Helped pave the way for an offense that scored 26 rushing touchdowns as a senior in 2019 ... Coached by Tim Hatten.

**Personal:** Brother, Seth, was a punter at Louisiana-Lafayette from 2016-19 ... Cade is majoring in business administration.



# 0

## RYAN LANTZ

**ATH • 6-1 • 204 • r-So.**  
North Palm Beach, Fla./Suncoast Community

**2020 (Redshirt Sophomore):** Did not see game action.

**2019 (Redshirt Freshman):** Did not see game action.

**2018 (True Freshman):** Redshirted.

**High School:** All-area honoree ... Named one of Palm Beach Post's top 63 seniors from Palm Beach County/Treasure Coast in 2017 ... Three-year letterwinner and two-year team captain ... Helped lead Suncoast Community H.S. to back-to-back district championships and, as a senior, to the team's best record in a decade (7-3) ... Invited to participate in Florida vs. Georgia all-star game ... Coached by Jimmy Clark and Bobby May.

**Personal:** Has a younger brother ... Enjoys boating and wakeboarding ... Majoring in business administration ... Member of ACC Academic Honor Roll.



# 17

## TANNER LAWSON

**ATH • 6-5 • 219 • Fr.**  
Baton Rouge, La./University Lab School

**2020 (Freshman):** Did not see game action.

**High School:** Played quarterback at University Lab School in Baton Rouge, La. ... Two-time Varsity Sports Now Player of the Game as a senior in 2019 ... Helped lead University to a 9-4 record and the semifinals of the Allstate Sugar Bowl/LHSAA Non-Select Prep Classic as a senior ... Coached by Andy Martin.

**Personal:** Majoring in business administration.



# 79

## WILLIAM LAY III

**OL • 6-2 • 313 • r-Jr.**  
Bowersville, Ga./Hart County

**2020 (Redshirt Junior):** Saw action in three games as a reserve offensive lineman — Clemson (Oct. 17), Notre Dame (Oct. 31) and NC State (Dec. 5).

**2019 (Redshirt Sophomore):** Appeared in 10 games, including taking over as Georgia Tech's starting center after multiple injuries to the offensive line ... Earned recognition to the watch list for nation's most outstanding walk-on student-athlete ... Helped Georgia Tech run for 207 yards (its second-highest rushing total of the season) against a Miami (Fla.) team that then-ranked No. 7 nationally in rushing defense (77.7 rushing yards per contest) ... During a three-game stretch from Oct. 19-Nov. 9, Tech faced the teams that ranked first (Pitt), fourth (Miami) and eighth (Virginia) nationally in sacks and the offensive front allowed just five total sacks in those three games, including none against Virginia ... Helped Georgia Tech refuse to surrender a sack in two of the final four games.

**2018 (Redshirt Freshman):** Did not see game action.

**2017 (True Freshman):** Redshirted.

**High School:** Three-year letterwinner for coach William Devane at Hart County H.S. ... Played every position across the offensive line ... Earned all-region (8-3A) accolades as a junior and senior ... Team captain as a senior ... Selected to participate in FCA Athens Area All-Star Game ... Honor roll student that was active in National Honor Society, Secretary of State Chamber of Ambassadors, Hart County Chamber of Commerce Ambassadors and Leadership Hart ... Lists most memorable non-athletic accomplishment as being on honor roll for 12-of-13 years from elementary school through high school.



**Personal:** Oldest of two siblings ... Father, William II, played basketball at Piedmont College ... William III started playing football at age eight ... Majoring in mechanical engineering ... Aspires for a career as a robotics engineer.



75

**JAKIAH LEFTWICH**

**OL • 6-6 • 327 • Fr.**  
**Atlanta, Ga./Westlake**

**High School:** Rated a three-star prospect by *Rivals*, *247Sports* and *ESPN* ... Tabbed as the No. 46-ranked offensive tackle in the nation and the No. 71-ranked player in the state of Georgia by *ESPN* ... As a senior in 2020, helped lead Westlake to an undefeated region record, an 8-1 overall regular-season finish, and to the semifinals of the Georgia 6-A state playoffs (which will be played on Friday, Dec. 18) ... As a junior, helped lead Westlake to a first-place finish in Georgia 7-A Region 2 ... Lettered in both football and basketball at Westlake H.S. ... Coached by Bobby May.

**Personal:** Majoring in business administration.



80

**DYLAN LEONARD**

**TE • 6-5 • 246 • So.**  
**Milton, Ga./Milton**

**2020 (Sophomore):** Former walk-on earned a scholarship prior to the season ... Missed the first three games but played in the final seven contests of the season, including starts against Boston College (Oct. 24) and Notre Dame (Oct. 31) ... Caught three passes for 23 yards on the season ... First catch of the season was a career-long 15-yarder against Louisville (Oct. 9) ... Also had 4-yard receptions against BC and ND ... Made a solo tackle against Clemson (Oct. 17).

**2019 (Freshman):** Appeared in all 12 games as a reserve tight end ... Hauled in his first-career reception against South Florida (Sept. 7) for 3 yards ... Also recorded a 3-yard catch at Duke (Oct. 12) ... Took a kick return 8 yards at Miami (Fla.) on Oct. 19.

**High School:** Tabbed as a three-star prospect by *ESPN* ... Three-year letterwinner at Milton, playing tight end and wide receiver ... Was named a captain his senior season ... Helped lead Milton to a Georgia 7-A state championship in 2018 ... Named first-team all-region and the Region 5 7-A Offensive Player of the Year ... Earned second-team all-state honors ... Was also named first-team all-North Fulton ... Hauled in 875 yards as a senior off 48 receptions ... Also caught 10 touchdowns and converted a two-point conversion ... Hauled in three touchdowns in three-straight games to set the school record for most consecutive three-touchdown games ... High school teammates with current Georgia Tech teammates Anthony Minella and Jordan Yates ... Coached by Adam Clack ... Also played baseball at Milton, spending two years on the team as an outfielder.

**Personal:** Has one younger brother ... Father, Colby, wrestled at James Madison ... Brother, Cade, plays football at James Madison ... Majoring in business administration ... Member of ACC Academic Honor Roll.

**CAREER STATISTICS**

**RECEIVING**

YR	G-GS	NO.	YDS	TD	LG	Rec./G	Avg/C	Avg/G
2019	12-0	2	6	0	3	0.2	3.0	0.5
2020	7-2	3	23	0	15	0.4	7.7	3.3
<b>Total</b>	<b>19-2</b>	<b>5</b>	<b>29</b>	<b>0</b>	<b>15</b>	<b>0.3</b>	<b>5.8</b>	<b>1.5</b>



94

**MIKE LOCKHART**

**DL • 6-4 • 302 • r-Fr.**  
**Birmingham, Ala./Huffman**

**2020 (Redshirt Freshman):** Appeared in nine games and made five starts at defensive tackle ... Started five of the final six games of the season (Oct. 17 vs. Clemson, Oct. 24 at Boston College, Oct. 31 vs. Notre Dame, Dec. 5 at NC State, Dec. 10 vs. Pitt) ... Recorded three tackles, including one for loss, in season-opening win at Florida State (Sept. 12) ... Had multiple tackles in each of his first five games of the season, capped with a season-high five, including a half-tackle for loss, at Boston College (Oct. 24).

**2019 (Freshman):** Redshirted ... Appeared in four games as a reserve defensive lineman ... Made his collegiate debut against Pitt on Nov. 2 ... Recorded his first-career solo tackle against Virginia Tech (Nov. 16) ... Applied pressure, turning in a quarterback hurry in the primetime win against NC State (Nov. 21).

**High School:** Rated as a three-star prospect by *247Sports* and *Rivals* ... Tabbed as the No. 17 player in the state of Alabama by *Rivals* ... A basketball standout for much of his high-school career, did not begin playing football until his senior season ... Recorded 37 tackles, 10 tackles for loss and four sacks during his lone season of football, en route to all-city recognition ... Coached by Alex Wilson ... Was a four-year letterwinner as a power forward in basketball ... A-B honor roll student.

**Personal:** Majoring in business administration ... Cousin, Deshun Capers-Smith, played defensive back at Texas A&M.

**CAREER HIGHS**

**Total Tackles:** 4 at Boston College (Oct. 24, 2020)  
**Solo Tackles:** 1, 3x - last at Boston College (Oct. 24, 2020)  
**Tackles for Loss:** 1.0 at Florida State (Sept. 12, 2020)

**CAREER STATISTICS**

**DEFENSIVE**

YR	G-GS	UT	AT	TT	TFL	PD	FF/FR	INT	QBH
2019	4-0	1	0	1	0.0-0	0	0/0	0	0
2020	9-5	5	13	18	2.0-3	0	0/0	0	1
<b>Total</b>	<b>13-5</b>	<b>6</b>	<b>13</b>	<b>18</b>	<b>2.0-3</b>	<b>0</b>	<b>0/0</b>	<b>0</b>	<b>1</b>



52

**CADE LONG**

**LS • 5-11 • 221 • r-So.**  
**Hixson, Tenn./Baylor School**

**2020 (Redshirt Sophomore):** Served as Georgia Tech's long snapper on punts for the second-straight year ... Did not have an errant snap all season.

**CAREER HIGHS**

**Receptions:** 1, 3x - last at Louisville (Oct. 9, 2020)  
**Receiving Yards:** 15 at Louisville (Oct. 9, 2020)  
**Longest Reception:** 15 at Louisville (Oct. 9, 2020)



**2019 (Redshirt Freshman):** Appeared in all 12 games as Georgia Tech's primary long snapper on punts.

**2018 (True Freshman):** Redshirted.

**High School:** Four-year letterwinner played tight end, linebacker and long snapper ... Was invited to participate in Blue-Grey All-American Game ... Coached by Phil Massey ... Also lettered in lacrosse and track and field ... Member of National Honor Society.

**Personal:** Is the youngest of two siblings ... Mother, Amy, played golf at Ole Miss ... Cade began playing football at age seven ... Majoring in business administration ... Member of ACC Academic Honor Roll.



## 36

### JOSEPH MACRINA

TE • 6-0 • 260 • r-Sr.  
Johns Creek, Ga./Northview

**2020 (Redshirt Senior):** Did not see game action.

**2019 (Redshirt Junior):** Did not see game action.

**2018 (Redshirt Sophomore):** Saw action in four games as a reserve running back – Sept. 1 vs. Alcorn State, Sept. 29 vs. Bowling Green, Oct. 5 at Louisville and Oct. 25 at Virginia Tech ... Ran five times for 17 yards on the season ... Rushed for eight yards on two carries vs. Alcorn State, six yards on two carries vs. Bowling Green and three yards on one carry at Louisville.

**2017 (Redshirt Freshman):** Did not see game action ... Moved from linebacker to B-back in the spring.

**2016 (True Freshman):** Redshirted.

**High School:** Four-year letterwinner earned all-district and all-area honors as a senior ... Amassed 125 total tackles during final prep campaign ... Served as team captain for Northview H.S. (coach Chad Davenport) ... Named Defensive MVP of 2015 Chamber Bowl Senior All-Star Game ... Also a three-year letterwinner and team captain as a designated hitter and catcher for Northview's baseball squad ... Honor roll student.

**Personal:** Has an older sister ... Father has a master's degree from Georgia Tech ... Started playing football in seventh grade ... Majoring in industrial engineering.

## CAREER HIGHS

**Rushing Attempts:** 2, twice - last vs. Bowling Green, Sept. 29, 2018

**Rushing Yards:** 8 vs. Alcorn State, Sept. 1, 2018

**Longest Rush:** 4 yards, twice - last vs. Bowling Green, Sept. 29, 2018)

## CAREER STATISTICS

### RUSHING

YR	G-GS	ATT	YDS	TD	LG	Avg/C	Avg/G
2016							— Redshirt —
2017							— DNP —
2018	4-0	5	17	0	4	3.4	4.2
2019							— DNP —
2020							— DNP —
<b>Total</b>	<b>4-0</b>	<b>5</b>	<b>17</b>	<b>0</b>	<b>4</b>	<b>3.4</b>	<b>4.2</b>



## 38

### WILLIAM MARSHALL

WR • 6-2 • 208 • r-Fr.  
Lilburn, Ga./Parkview

**2020 (Redshirt Freshman):** Did not see game action in first full year on squad.

**High School:** Was a standout wide receiver at Parkview H.S. ... Helped lead Parkview to a 9-4 record and the quarterfinals of the Georgia 7-A state playoffs as a senior in 2017 ... Coached by Justin Bishop ... Also lettered in lacrosse.

**Personal:** Majoring in environmental engineering ... Member of ACC Academic Honor Roll.



## 27

### JORDAN MASON

RB • 6-1 • 218 • r-Jr.  
Gallatin, Tenn./Gallatin

**2020 (Redshirt Junior):** Limited to six games and two starts due to injury ... Despite limited playing time, ranked third on the team with 352 rushing yards ... Also caught seven passes for 72 yards ... Started the season opener at Florida State (Sept. 12) and amassed 73 yards (55 rushing, receiving) on 15 touches (14 rushes, one reception) in 16-13 victory ... Scored Georgia Tech's first touchdown of the season on a 19-yard run late in the third quarter of triumph at FSU ... Sustained an injury at FSU that caused him to miss the next five games ... Returned to action with 64 all-purpose yards (37 receiving, 27 rushing) at Boston College (Oct. 24) ... 37-yard reception at BC was a career long ... Ran seven times for 25 yards and a touchdown against eventual College Football Playoff participant Notre Dame (Oct. 31) ... Ran for 245 yards over the final three games of the season, beginning with a season-best 105 in primetime win over Duke (Nov. 28) ... 105-yard performance versus Duke was the fourth 100-yard rushing game of his career ... Nearly reached the 100-yard rushing plateau again the following week, finishing with 99 yards at NC State (Dec. 5) ... Wrapped up with 41 rushing yards against Pitt (Dec. 10).

**2019 (Redshirt Sophomore):** Third-team all-ACC ... Started all 12 games at running back ... Led the team with 899 rushing yards and seven touchdowns on the season ... Ranked among the nation's top 70 in rushing yards, rushing yards per game (74.9) and rushing yards per carry (5.23) ... Ran for 100 yards three times in 12 games – all in the final seven games of the season ... Ran 13 times for 72 yards and a touchdown in the season-opener at then-No. 1 Clemson (Aug. 29) ... Fell 1 yard shy of the century mark with 99 rushing yards off 20 carries against South Florida (Sept. 7), also amassing a rushing touchdown and 15 receiving yards on a career-high three receptions ... Scored a season-high two rushing touchdowns against The Citadel (Sept. 14), using 11 carries for 78 yards ... Hauled in two passes for a then-career-high 17 receiving yards at Temple (Sept. 28) ... Recorded back-to-back 100-yard rushing games – 106 yards at Duke (Oct. 12) and a career-high 141 yards at Miami (Fla.) on Oct. 19 ... Averaged an unstoppable 7.1 yards per carry (20 total) against a Miami (Fla.) team that then-ranked seventh nationally in rushing defense (77.7 rushing yards per game) ... Used three-straight rushes to score the game-winning touchdown in overtime at Miami (Fla.), including a 22-yard explosion to the 1-yard line ... Talled 94 rushing yards and one touchdown off 19 carries at Virginia (Nov. 9) ... Tied his career high with 141 rushing yards off 22 carries, including a career-long 48-yard run in the first quarter, in the primetime victory over NC State (Nov. 21) ... Through

313 career carries, has only been held to negative yardage 23 times.

**2018 (Redshirt Freshman):** Played in all 13 games and made five starts (Sept. 1 vs. Alcorn State, Sept. 15 at Pitt, Oct. 5 at Louisville, Oct. 13 vs. Duke, Nov. 10 vs. Miami) at running back ... Ranked third on the team overall and first among running backs with 659 rushing yards and seven touchdowns ... Averaged 6.1 yards per carry ... Burst out of the gates, rushing for 274 yards over the first three games of his career — 85 vs. Alcorn State, 95 at USF (Sept. 8) and 94 at Pitt ... Rushed for 61 yards and two touchdowns in rout over Bowling Green (Sept. 29) ... Gashed Louisville for 78 yards and a touchdown (Oct. 5) ... Ran for 82 yards and three touchdowns on just 12 carries in romp at Virginia Tech (Oct. 25) ... With three scores at VT, became the first Georgia Tech RB to rush for three touchdowns in a game since Dedrick Mills vs. Vanderbilt on Sept. 17, 2016 ... After rushing for 564 yards and seven touchdowns over the first eight games of the season, amassed just 95 total yards on the ground and no scores over the final five contests.

**2017 (True Freshman):** Redshirted.

**High School:** Rated as a three-star prospect by *ESPN, 247Sports* and *Rivals* ... Runner-up for Tennessee's Class 5A Mr. Football award as a senior ... First-team all-state honoree ... 2016 Sumner County Player of the Year ... Also garnered all-district and all-county accolades ... Rushed for a school-record 4,523 career yards ... Also set a school record with 2,050 rushing yards as a senior in 2016 ... Ran for 23 touchdowns and averaged 7.9 yards per carry as a senior ... Broke Gallatin High School's single-game rushing record in consecutive weeks, leaving behind a new mark of 307 yards ... Served as team captain as a senior ... Coached by Mark Williams ... Also earned three letters as a center fielder in baseball and two as a center in basketball.

**Personal:** Middle of three siblings ... First cousin, Zaccheus Mason, played college basketball at Ole Miss and Chattanooga, and played professionally in France and the Philippines ... Began playing football at age 5 ... Enjoys bowling ... Majoring in business administration ... Aspires to work for a shoe company.



**61**  
**MICHAEL MAYE**  
OL • 6-3 • 317 • r-SO  
Hoover, Ala./Hoover

**2020 (Redshirt Sophomore):** Saw action in first two games of the season — at Florida State (Sept. 12) and vs. UCF (Sept. 19).

**2019 (Redshirt Freshman):** Appeared in 10 games as a reserve offensive lineman ... Helped Georgia Tech run for 207 yards (its second-highest rushing total of the season) against a Miami (Fla.) team that then-ranked No. 7 nationally in rushing defense (77.7 rushing yards per contest) ... During a three-game stretch from Oct. 19-Nov. 9, Tech faced the teams that ranked first (Pitt), fourth (Miami) and eighth (Virginia) nationally in sacks and the offensive front allowed just five total sacks in those three games, including none against Virginia ... Helped Georgia Tech refuse to surrender a sack in two of the final four games.

**2018 (True Freshman):** Redshirted.

**High School:** Rated as a three-star prospect by *ESPN, 247Sports/Scout* and *Rivals* ... Honorable-mention all-state selection as a senior in 2017 ... Also earned all-metro recognition as a senior ... Selected to participate in 2017 Alabama-Mississippi All-Star Game ... Helped lead Hoover to three state championships in four seasons (2014, 2016 and 2017) ... Captained Hoover's state title teams in 2016 and 2017 ... Coached by Josh Niblett ... Also lettered in basketball ... Honor roll student ... Member of National Honor Society and Spanish Honor Society ... Passed four Advanced Placement exams as a junior.

**Personal:** Has a younger brother ... Cousins Kermit Kendrick and Dominic Lee played football at Alabama ... Was a fixture in the Birmingham community throughout high school, highlighted by serving as a volunteer for March of Dimes, YMCA toy drive and after-school snack program and the Omega Psi Phi Fraternity's annual Easter egg hunt ... Majoring in business administration ... Member of ACC Academic Honor Roll.



**45**  
**TAYLOR McCAWLEY**  
LB • 6-0 • 222 • r-Fr.  
Sharpsburg, Ga./East Coweta

**2020 (Redshirt Freshman):** Appeared in 7-of-10 games, primarily on special teams ... Did not record any statistics.

**2019 (Freshman):** Redshirted after appearing in three games as a reserve linebacker — Nov. 9 at Virginia, Nov. 21 vs. NC State and Nov. 30 against then-No. 4 Georgia ... Did not record any statistics.

**High School:** Two-year letterwinner at both Lowndes and East Coweta High School ... Was a two-year captain at East Coweta as a linebacker ... Named all-region his junior and senior seasons ... Set a program record with more than 130 tackles as a senior ... Graduated as a member of high honor roll.

**Personal:** Has three younger siblings — three brothers ... Majoring in business administration ... Aspires to become an orthopedic surgeon.

**CAREER HIGHS**

- Rush Attempts:** 22 vs. NC State (Nov. 21, 2019)
- Rush Yards:** 141, twice - last vs. NC State (Nov. 21, 2019)
- Rush TDs:** 3 at Virginia Tech (Oct. 25, 2018)
- Longest Rush:** 48, twice - last vs. Duke (Nov. 28, 2020)
- Receptions:** 3 vs. USF (Sept. 7, 2019)
- Receiving Yards:** 37 at Boston College (Oct. 24, 2020)
- Longest Reception:** 37 at Boston College (Oct. 24, 2020)

**CAREER STATISTICS**

**RUSHING**

YR	G-GS	ATT	YDS	TD	LG	Avg/C	Avg/G
2017	— Redshirt —						
2018	13-5	108	659	7	46	6.1	50.7
2019	12-12	172	899	7	48	5.2	74.9
2020	6-2	82	352	2	48	4.3	58.7
<b>Total</b>	<b>31-19</b>	<b>362</b>	<b>1,910</b>	<b>16</b>	<b>48</b>	<b>5.3</b>	<b>61.6</b>

**RECEIVING**

YR	G-GS	NO.	YDS	TD	LG	Rec./G	Avg/C	Avg/G
2018	13-5	1	2	0	2	0.1	2.0	0.2
2019	12-12	8	45	0	11	0.7	5.6	3.8
2020	6-2	7	72	0	37	1.2	10.3	12.0
<b>Total</b>	<b>31-19</b>	<b>16</b>	<b>119</b>	<b>0</b>	<b>37</b>	<b>0.5</b>	<b>7.4</b>	<b>3.8</b>



8

**NATE McCOLLUM****WR • 5-11 • 180 • Fr.**  
**McDonough, Ga./Dutchtown**

**2020 (Freshman):** Saw action in the final six games of the season ... Caught two passes for 15 yards and rushed twice for eight yards ... Also fielded five punts ... Caught a 5-yard pass versus Notre Dame (Oct. 31) and a 1 10-yard pass at NC State (Dec. 5) ... Had a 7-yard rush against Duke (Nov. 28) and a 1-yard rush at NC State ... Longest punt return was a 5-yarder versus Clemson (Oct. 17).

**High School:** Rated as a four-star prospect by *247Sports* ... Tabbed as the No. 62-ranked wide receiver in the nation and the No. 37-ranked player in the state of Georgia by *247Sports* ... Ranked as one of the top 30 recruits in Georgia Tech history by *247Sports* ... Named first-team all-state as a junior in 2018 ... Two-time Region 4-5A Player of the Year (2018, 2019) ... Speedster clocked at 4.41 in 40-yard dash ... Won two state championships as a freshman and sophomore at Eagles Landing Christian Academy before transferring to Dutchtown prior to his junior season ... Helped lead Dutchtown to a 23-3 overall record in his two seasons at the school ... Became single-season receiving record holder at Dutchtown ... High school teammates with current Georgia Tech teammate Jason Moore ... Coached by Clifford Fedd ... Comes to Georgia Tech as a dual-sport athlete, as he will also play outfield for Georgia Tech's baseball team ... Honor roll student.

**Personal:** Majoring in business administration ... Aspires for a career as a sports agent after football.



2

**KYRIC MCGOWAN****WR • 5-11 • 198 • Sr.**  
**Dalton, Ga./Dalton (Northwestern)**

**2017-20 (Northwestern):** Graduate transfer from Northwestern University ... Has one season of eligibility remaining ... Amassed 1,677 all-purpose yards (802 receiving, 531 kickoff return, 352 rushing) and scored four touchdowns (two receiving, two rushing) in 42 games over four seasons at Northwestern (2017-20) ... Helped lead Northwestern to two Big Ten West Division titles (2018 and 2020) ... Ranked second on the team in receptions (34) and receiving yards (366), led the squad in kickoff returns (7) and yards (178) and also added 141 rushing yards (good for sixth on the team) in just eight games in 2020 ... Had at least two receptions and one rush in every game he played in 2020, helping the Wildcats to a 7-2 record, their second Big Ten Championship Game appearance in three seasons and a Citrus Bowl win over Auburn ... Academic all-Big Ten honoree.

**High School:** Was ranked as a three-star prospect by *Rivals*, *247Sports* and *ESPN* coming out of nearby Dalton H.S. in 2017 ... Honorable-mention all-state selection ... Earned first-team all-region, all-area and "Best of Preps" honors ... Served as a team captain as a senior in 2016, helping lead Dalton to No. 1 in the Georgia 6-A state rankings ... Four-time scholar-athlete honoree ... Member of the National Honor Society ... Coached at Dalton by Matt Land ... Also lettered in track and field (100m, 4x100m, long jump) and baseball (center field) at Dalton ... Attended the same high school as Georgia Tech freshmen Jahmyr Gibbs and John Ross.

**Personal:** Earned a bachelor's degree from Northwestern in just three-and-a-half years (December 2020) ... Is pursuing a master's in building construction and facility management.



33

**TYSON MEIGUEZ****LB • 6-2 • 209 • Fr.**  
**Fairburn, Ga./Creekside**

**2020 (Freshman):** Saw action in seven games as a true freshman, primarily on special teams ... Did not record any statistics.

**High School:** Rated as a three-star prospect by *Rivals*, *247Sports* and *ESPN* ... Tabbed as the No. 59-ranked outside linebacker in the nation by *Rivals* and the No. 75 overall player in the state of Georgia by *ESPN* ... Recorded 275 tackles, 28 tackles for loss and 22 sacks for his high school career, including 158 tackles, 21 tackles for loss and 18 sacks as a senior ... Named 2019 Region 5-AA AAAA co-Player of the Year ... Helped leads Creekside to a regional championship in 2018 ... Named first-team all-Region three years in a row ... Selected as Atlanta Touchdown Club's Defensive Player of the Year in 2019 ... Set program records for most tackles in a season (196) in 2019 and most tackles in a game (25) ... High school teammate of fellow Georgia Tech signee Khataavian Franks — together, the defensive line tandem were known as Creekside's "Twin Towers" ... Coached by Maurice Dixon.

**Personal:** Majoring in business administration ... Uncle, Jimmy Bronner, was a running back at Vanderbilt (1981-84).




63

**WILL MILAM****OL • 6-4 • 329 • Fr.**  
**Powder Springs, Ga./Hiram**

**2020 (Freshman):** Did not see game action.

**High School:** Multisport athlete at Hiram ... Played football under Chris Brown and Pete Fominaya ... Named All-County and All-Region 7-AA AAAA in 2018 ... Also played tennis and wrestled ... Finished 42-8 in the heavyweight division, winning a regional championship.

**Personal:** Has one sister ... Father, Woodrow played football at Georgia Tech (1989-92) and was a member of the 1990 national championship team as an offensive guard and tackle ... Majoring in business administration ... Enrolled midyear at Georgia Tech and made Dean's List his second semester ... Member of ACC Academic Honor Roll.



84

**CHRIS MILLER****TE • 6-4 • 244 • r-Fr.**  
**Atlanta, Ga./St. Pius X**

**2020 (Redshirt Freshman):** Appeared in seven games as a reserve tight end and on special teams ... Did not record any statistics.

**2019 (True Freshman):** Redshirted.

**High School:** Played tight end at nearby St. Pius X H.S. ... Coached by Paul Standard ... Also played lacrosse.

**Personal:** Majoring in business administration.






**66**  
**ANTHONY MINELLA**  
OL • 6-2 • 284 • Fr.  
Milton, Ga./Milton

**2020 (Freshman):** Did not see game action.

**High School:** Named first-team all-region and all-North Fulton at offensive line as a senior ... Also named a four-star long-snapping prospect by ProKicker.com ... Helped lead Milton to 2018 Georgia 7-A state championship as a junior ... Current Georgia Tech teammates Dylan Leonard and Jordan Yates were also members of Milton's 2018 state title team ... Coached by Adam Clack.

**Personal:** Majoring in business administration ... Member of ACC Academic Honor Roll.



**57**  
**MIKEY MINIHAN**  
OL • 6-3 • 300 • r-Jr.  
Honolulu, Hawai'i/Saint Louis

**2020 (Redshirt Junior):** Started all 10 games at center (a position that he had never played collegiately prior to the season) ... helped Tech rank fourth in the ACC in fewest sacks allowed (2.3 per game) and fifth in the league in rushing (190.8 yards per game).

**2019 (Redshirt Sophomore):** Appeared in eight games, making six starts total – two at left guard and four at right guard ... Helped Georgia Tech run for 207 yards (its second-highest rushing total of the season) against a Miami (Fla.) team that then-ranked No. 7 nationally in rushing defense (77.7 rushing yards per contest) ... During a three-game stretch from Oct. 19-Nov. 9, Tech faced the teams that ranked first (Pitt), fourth (Miami) and eighth (Virginia) nationally in sacks and the offensive front allowed just five total sacks in those three games, including none against Virginia ... Helped Georgia Tech refuse to surrender a sack in two of the final four games.

**2018 (Redshirt Freshman):** Saw action in two games as a reserve offensive lineman – at USF (Sept. 8) and vs. Bowling Green (Sept. 29).

**2017 (True Freshman):** Redshirted.

**High School:** Rated as a three-star prospect by *ESPN*, *247Sports*, *Rivals* and Scout ... Tabbed as No. 1 offensive guard in the state of Hawai'i and No. 33 guard nationally ... First-team all-state and all-conference ... Won Kahuani Trophy in 2016 as Hawai'i's most outstanding offensive lineman ... Helped lead team to state championship as a senior ... Team captain ... Coached by Cal Lee ... Participated in 2017 Polynesian Bowl, an all-star game for the world's elite high school football players of Polynesian heritage ... Honor roll student and student council member.

**Personal:** Born in Landschtuhl, Germany ... Is the middle of three siblings ... Father, Mike, is a member of the United States Air Force and, in addition to being born in Landstuhl, Germany, Mikey has lived in three countries (Germany, United States and South Korea) and seven states (Maryland, Alabama, Texas, Pennsylvania, California, Arkansas and Hawai'i) ... Enjoys chess ... Earned a bachelor's degree in business administration from Georgia Tech in December 2020 ... Is pursuing a master's degree in real estate development.



**36**  
**NATE MOON**  
DB • 5-10 • 175 • Fr.  
Pooler, Ga./Savannah Christian Prep

**2020 (Freshman):** Did not see game action.

**High School:** Was one of the Savannah, Ga. area's top players as a junior in 2018 ... Named 2018 Region 3-A Co-Player of the Year and first-team all-Savannah Morning News ... Amassed 158 tackles with 19 tackles for loss, two sacks, two interceptions and two fumble recoveries on defense while racking up 1,250 yards from scrimmage (864 rushing, 386 receiving) and 14 touchdowns on offense as a junior ... Helped lead Savannah Christian Prep to an 11-2 record, a region championship and the Georgia Class A-Private state semifinals in '18 ... Missed the vast majority of his senior season (2019) due to injuries ... Maintained a 4.2 grade point average ... Coached by Baker Woodward.

**Personal:** Describes Georgia Tech as his "dream school" since age 12 ... Majoring in mechanical engineering.



**68**  
**JASON MOORE**  
DL • 6-2 • 298 • Fr.  
Hampton, Ga./Dutchtown

**2020 (Freshman):** Did not see game action.

**High School:** Named all-state by Georgia Athletic Coaches Association as a senior in 2019 ... Two-time all-region honoree ... High school teammates with current Georgia Tech teammate Nate McCollum ... Coached by Clifford Fedd.


**Personal:** Majoring in nuclear and radiological engineering ... Member of ACC Academic Honor Roll.



**46**  
**TYLER MOREHEAD**  
DB • 5-10 • 217 • Fr.  
Homerville, Ga./Clinch County

**High School:** Rated as a three-star prospect by *Rivals* ... Tabbed as the No. 53 safety in the country and the No. 54 overall player in the state of Georgia (*Rivals*) ... Three-time all-state honoree ... Missed first seven games of senior season due to injury, but returned to help lead Clinch County to the 2020 Georgia 1A-Public semifinals.

**Personal:** Majoring in computer science.



**69**  
**MATTHEW MORGAN**  
OL • 6-4 • 328 • r-So.  
Woodstock, Ga./Etowah

**2020 (Redshirt Sophomore):** Did not see game action.

**2019 (Redshirt Freshman):** Did not see game action.

**2018 (True Freshman):** Redshirted.

**High School:** First-team all-county and all-region honoree ... Four-year letterwinner ... Helped lead Etowah H.S. to state semifinals as a freshman in 2014 ... Coached by Dave Svehla ... Was also an all-county and all-region selection in wrestling ... Helped wrestling team win a regional championship as a freshman in 2014-15 ... Graduated with honors.

**Personal:** Is one of three siblings, all of whom have been members of Georgia Tech's football program ... Twin brothers, Brad and Scott, played for the Yellow Jackets from 2015-19 ... Matthew started playing football in second grade ... Majoring in civil engineering ... Member of the ACC academic honor roll.



**86**

**LUKE MOSELEY**

**WR • 6-2 • 180 • r-Fr.**  
**Calhoun, Ga./Calhoun**

**2020 (Redshirt Freshman)** Did not see any game action.

**2019 (Freshman):** Redshirted.

**High School:** Rated a three-star recruit on *247Sports* ... Helped lead Calhoun to 2017 3A GHSA state championship ... Three-time regional champions (2016, 2017, 2018) ... Named all-state, all-region and all-area in 2018 ... Earned all-region and all-area honors in 2017 ... Multisport athlete, also ran the 110 hurdles, 4x100 relay, 100m dash and long jumped ... Helped lead track and field team to back-to-back regional championships (2017, 2018) ... Earned all-area and all-region honors in back-to-back years (2017, 2018) ... Honor roll student.

**Personal:** Has three siblings ... Majoring in business administration with aspirations of working in finance ... Member of ACC Academic Honor Roll.



**26**

**COLE NEUBER**

**DB • 6-1 • 210 • r-So.**  
**Alpharetta, Ga./Johns Creek**

**2020 (Redshirt Sophomore):** Saw action in the final two games of the season — at NC State (Dec. 5) and vs. Pitt (Dec. 10) ... Did not record any statistics.

**2018-19 (Baseball, Georgia Tech):** Appeared in 20 games off the bench in two seasons with Georgia Tech baseball ... Posted a perfect 1.000 fielding percentage in the outfield for his career ... Twice named an ACC Academic Honor Roll.

**High School:** A two-sport athlete at Johns Creek High School ... Was a four-year letterwinner in football and a three-year letter award winner in baseball ... A team captain in both sports as a senior ... Ranked as high as No. 24 in the outfield and No. 110 overall in the state of Georgia in the class of 2017 by Perfect Game ... Also named to the southeast all-region second team by PG in 2017 ... A 2016 PG underclassmen honorable mention honoree as a junior ... A two-time Georgia Dugout Preview Magazine Class AAAAAA all-state first team selection ... Also a two-time all-region first team selection ... Helped to lead his team to a 6AAAAAA region championship title in 2017 ... Holds the Johns Creek school record for saves ... Was also a first-team all-region selection in football ... A member of the National Honor Society ... Was also on the honor roll

all four years at Johns Creek High School ... A member of Fellowship of Christian Athletes (FCA) and also a volunteer at the local hospital.

**Personal:** Has two brothers ... Father, Jeff, played football at the University of San Diego ... Earned a bachelor's degree in business administration from Georgia Tech in May 2021 ... Is pursuing a master's degree in real estate development ... Has been named a member of the ACC Academic Honor Roll in both baseball and football.



**82**

**KALANI NORRIS**

**WR • 6-0 • 162 • So.**  
**Miami, Fla./Christopher Columbus**

**2020 (Sophomore):** Appeared in two games — vs. Duke (Nov. 28) and at NC State (Dec. 5) ... Did not record any statistics.

**2019 (Freshman):** Appeared in seven games as a reserve wideout ... Did not record any statistics.

**High School:** Rated as a three-star prospect by *ESPN*, *247Sports* and *Rivals* ... First-team all-Dade County honoree ... Selected to participate in Dade vs. North all-star game ... Helped lead Christopher Columbus to 14-1 record, district championship and appearance in Florida 8A state championship game as a senior in 2018 ... Four-year letterwinner played both wide receiver and defensive back ... Coached by Sedrick Irvin, Earl Little and Chris Merritt ... Honor roll student.

**Personal:** Brother, Nicholas, was an all-Conference USA wide receiver at Western Kentucky (2013-16) ... Kalani is in business administration.



**8**

**TOBIAS OLIVER**

**DB • 6-2 • 197 • r-Jr.**  
**Warner Robins, Ga./Northside**

**2020 (Redshirt Junior):** Made the move to defensive back during the offseason ... Saw action in nine games at cornerback and on special teams ... Finished the season with 10 tackles ... Had three tackles apiece at Boston College (Oct. 24) and versus Notre Dame (Oct. 31) ... Made two tackles at NC State (Dec. 5).

**2019 (Redshirt Sophomore):** Became one of the nation's most dynamic players ... Appeared in all 12 games, including two starts at quarterback — Aug. 29 at then-No. 1 Clemson and Sept. 28 at Temple ... Switched to wideout a third of the way through the season ... Also received kick returns ... Became one of just three FBS players since 2000 to record 100 passing yards, 100 receiving yards, 200 rushing yards and 200 kick return yards in a single season (Lynn Bowden, Jr. in 2019—Kentucky; Darren McFadden in 2007—Arkansas) ... At quarterback, finished 11-for-26 for 177 passing yards and just two interceptions ... Finished third on the team with 55 carries for 279 yards and two rushing touchdowns, averaging 5.1 yards per carry and 23.2 yards per game ... Also returned 14 kicks for 297 yards, averaging 21.2 yards per return ... Rushed for 56 yards on 20 carries, while passing 3-for-9 for 65 yards and two interceptions in the season-opener against Clemson ... Ran nine times for 48 yards and a touchdown, threw 2-for-3 for 11 yards and returned one kick for 16 yards in the home-opening win over South Florida (Sept. 7) ... Fell just shy of the century mark against The Citadel (Sept. 14), taking 11 carries for 92 yards, while throwing 2-for-3 for 27 yards and taking two kicks back for 96 yards, including a career-long 52-yard return ... Hauled in four receptions for 56 yards, including a career-long 37-yarder from



James Graham in the first quarter at Virginia (Nov. 9) ... Caught his first touchdown of his career, a 13-yard completion, in the primetime victory over NC State (Nov. 21).

**2018 (Redshirt Freshman):** Put on a show as Georgia Tech's backup quarterback for the vast majority of the season ... Appeared in 12 games but made only one start in place of injured starter TaQuon Marshall — Oct. 25 at Virginia Tech ... Despite making only one start, ranked second on the team, 10th in the ACC and 75th nationally in rushing with 876 yards (73.0 per game) ... Led Georgia Tech, ranked fourth in the ACC and 34th nationally with 12 rushing touchdowns ... Led team, ranked fifth in the ACC and 43rd nationally (min. 10 carries per game) with 5.76 yards per carry ... 12 total touchdowns were good for fourth in the ACC and 57th nationally ... 876 rushing yards was the sixth-highest single-season rushing total by a quarterback in Georgia Tech history ... 12 touchdown runs were the fifth-most by a QB and tied for the 10th-most overall in school history ... In his only start, rushed for 215 yards and three touchdowns on 40 carries to lead Georgia Tech to a nationally televised, primetime victory at Virginia Tech ... 40 carries were the second-most by any player in Georgia Tech history (behind only Marshall's 44 carries vs. Tennessee in 2017) and his 215 rushing yards were the second-most by a quarterback (behind Marshall's 249 vs. UT in '17) and the seventh-most overall in Tech's all-time annals ... Oliver's 215 yards against VT were the second-most by any NCAA Division I FBS quarterback, the most by an FBS QB vs. an FBS opponent and the 28th-most by any FBS player in a single game in 2018 ... His 40 carries were the most by an FBS QB and tied for the most by any FBS player in a game in '18 ... He was named ACC Rookie of the Week following the incredible performance in his first-career start vs. VT ... Despite the Virginia Tech game being his only start, Oliver put up gaudy numbers throughout his redshirt-freshman campaign ... Opened the season by running for 72 yards on 12 carries in his first-career game vs. Alcorn State (Sept. 1) ... Followed that up by rushing for 97 yards and three touchdowns in only a quarter of action in place of injured Marshall at USF (Sept. 8) ... Came off the bench to put together back-to-back 100-yard rushing performances in routs over Bowling Green (115 yards and two TD on Sept. 29) and Louisville (103 yards and two TD on Oct. 5) ... Followed up the historic start at Virginia Tech by coming off the bench to account for 224 total yards (120 rushing, 104 passing) and three touchdowns (two rushing, one passing) in 38-28 victory at North Carolina (Nov. 3) ... Was named ACC Rookie of the Week for the second-straight week following the winning performance at UNC ... Closed the season by running for 69 yards in Quick Lane Bowl vs. Minnesota (Dec. 26) ... In addition to the gaudy rushing numbers, Oliver completed 7-of-16 passes for 167 yards, two touchdowns and no interceptions on the season.

**2017 (True Freshman):** Redshirted.

**High School:** Rated as a three-star prospect by *247Sports*, *Rivals* and Scout ... Three-year starter at quarterback and team captain at Northside ... Helped lead team to state championship as a sophomore in 2014 and appearance in state semifinals as a senior in 2016 ... Totaled 7,003 yards of offense during prep career with a school-record 3,785 passing yards and 3,218 rushing yards (good for No. 3 in school history) ... Amassed 3,064 yards of total offense (1,604 passing, 1,460 rushing) and accounted for 31 touchdowns (16 passing, 15 rushing) as a senior ... Coached by Kevin Kinsler ... Also a four-year letterwinner and two-time captain as a shooting guard in basketball ... Honors student ... Bible study group leader.

**Personal:** Earned a bachelor's degree in business administration from Georgia Tech in December 2020 ... Is pursuing a master's degree in building construction and facility management.

**CAREER HIGHS**

**Pass Completions:** 4 at Temple (Sept. 28, 2019)  
**Pass Attempts:** 11 at Temple (Sept. 28, 2019)  
**Pass Yards:** 104 at North Carolina (Nov. 3, 2018)  
**Pass TDs:** 1, twice - last at North Carolina (Nov. 3, 2018)  
**Longest Pass:** 86 at North Carolina (Nov. 3, 2018)  
**Rush Attempts:** 40 at Virginia Tech (Oct. 25, 2018)  
**Rush Yards:** 215 at Virginia Tech (Oct. 25, 2018 (40 Carries)  
**Rush TDs:** 3 at Virginia Tech (Oct. 25, 2018)  
**Longest Rush:** 65 [T-8th], At Louisville, Oct. 05, 2018  
**Receptions:** 4 at Virginia (Nov. 9, 2019)  
**Receiving Yards:** 57 at Virginia (Nov. 9, 2019)  
**Receiving TDs:** 1 vs. NC State (Nov. 21, 2019)  
**Longest Reception:** 37 at Virginia (Nov. 9, 2019)  
**Kick Returns:** 3 vs. Virginia Tech (Nov. 16, 2019)  
**Kick Return Yards:** 96 vs. The Citadel (Sept. 14, 2019)  
**Longest Kick Return:** 52 vs. The Citadel (Sept. 14, 2019)  
**Tackles:** 3, twice - last vs. No. 4 Notre Dame (Oct. 31, 2020)  
**Solo Tackles:** 2 at Boston College (Oct. 24, 2020)

**CAREER STATISTICS****PASSING**

YR	G-GS	CMP	ATT	YDS	PCT	TD	INT	LG
2018	12-1	7	16	167	43.8	2	0	86
2019	12-2	11	26	177	42.3	0	2	54
<b>Total</b>	<b>24-3</b>	<b>18</b>	<b>42</b>	<b>344</b>	<b>42.9</b>	<b>2</b>	<b>2</b>	<b>86</b>

**RUSHING**

YR	G-GS	ATT	YDS	TD	LG	Avg/C	Avg/G
2018	12-1	152	876	12	65	5.8	73.0
2019	12-2	55	279	2	39	5.1	23.2
<b>Total</b>	<b>24-3</b>	<b>207</b>	<b>1,155</b>	<b>14</b>	<b>65</b>	<b>5.6</b>	<b>48.1</b>

**RECEIVING**

YR	G-GS	NO.	YDS	TD	LG	Rec./G	Avg/C	Avg/G
2018	12-1	0	0	0	0	0.0	0.0	0.0
2019	12-2	11	106	1	37	0.9	9.6	8.8
<b>Total</b>	<b>24-3</b>	<b>11</b>	<b>106</b>	<b>1</b>	<b>37</b>	<b>0.9</b>	<b>9.6</b>	<b>8.8</b>

**KICKOFF RETURNS**

YR	G-GS	NO.	YDS	TD	LG	Avg/R	Avg/G
2018	12-1	0	0	0	0	0.0	0.0
2019	12-2	14	297	0	52	21.2	24.8
<b>Total</b>	<b>24-3</b>	<b>14</b>	<b>297</b>	<b>0</b>	<b>52</b>	<b>21.2</b>	<b>24.8</b>

**DEFENSIVE**

YR	G-GS	UT	AT	TT	TFL	INT	FF/FR	BLK	QBH
2020	9-0	6	4	10	0.0-0	0-0	0/0	0	0
<b>Total</b>	<b>9-0</b>	<b>6</b>	<b>4</b>	<b>10</b>	<b>0.0-0</b>	<b>0-0</b>	<b>0/0</b>	<b>0</b>	<b>0</b>

**81****ZACH OWENS****WR • 6-3 • 218 • r-Fr.**  
**Marietta, Ga./Pope**

**2020 (Redshirt Freshman):** Made collegiate debut versus Duke (Nov. 28) ... Did not record any statistics.

**2019 (Freshman):** Redshirted.



**High School:** Rated as a three-star prospect by *ESPN*, *247Sports* and *Rivals* ... All-region and all-county performer ... Named to MaxPreps' preseason all-state team in 2018 ... Racked up 3,066 all-purpose yards (1,707 receiving, 1,260 rushing, 99 kick returns) and scored 31 touchdowns (17 receiving, 14 rushing) over final three prep seasons ... averaged 105.7 all-purpose yards per game ... Helped lead Pope to first playoff appearance in five years as a junior in 2017 ... Coached by Tab Griffin ... Also a three-year letterwinner in track.

**Personal:** Majoring business administration ... Aspires to be an entrepreneur ... Member of ACC Academic Honor Roll.



16

**CHAYDEN PEERY**

**QB • 6-3 • 227 • Fr.**  
Castaic, Calif./Sierra Canyon School

**High School:** Rated as a three-star prospect by *Rivals*, *247Sports* and *ESPN* ... Tabbed as the No. 24-ranked pro-style quarterback in the nation and the No. 63-ranked player in the state of California by *247Sports* ... Starting quarterback at Sierra Canyon since his freshman season, not including missing his senior season due to Covid-19 pandemic and decision to enroll early at Georgia Tech ... Helped lead Sierra Canyon to two California Interscholastic Federation (CIF) Southern Section titles, two CIF State region bowls and two-straight CIF State title games in 2018 and '19 ... Amassed nearly 8,000 passing yards (7,972), 263 rushing yards, and 66 total touchdowns and just 17 interceptions during his three-year prep career ... Accounted for 3,401 passing yards and 23 touchdowns (18 passing, 5 rushing), as a junior in 2019, while completing 60 percent of his passes and throwing only one interception ... Coached by Jon Ellinghouse.

**Personal:** Majoring in literature, media and communications.



64


**NICK PENDLEY**

**OL • 6-4 • 319 • r-Fr.**  
Canton, Ga./Creekview (Mississippi State)

**2019-20 (Mississippi State):** Transfer from Mississippi State University ... Has four seasons of eligibility remaining... Appeared in four games as a redshirt freshman at MSU in 2020 ... Appeared in two games as a true freshman in 2019.

**High School:** Rated as a three-star prospect by *Rivals*, *247Sports* and *ESPN* coming out of Creekview H.S. ... Tabbed as the No. 25-ranked offensive guard in the nation and the No. 50-ranked player in the state of Georgia by *Rivals* ... Three-time first-team all-county and all-region honoree ... Two-time all-state selection ... Led Creekview to the third round of the Georgia 6-A state playoffs ... Coached by Adam Carter.

**Personal:** Majoring in literature, media and communications.




30

**BEN POSTMA**

**TE • 6-4 • 233 • Fr.**  
Cypress, Texas/Cypress Ranch

**High School:** Rated as a three-star prospect by *Rivals*, *247Sports* and *ESPN* ... Tabbed as the No. 62-ranked tight end in the country and the No. 174-ranked player in the state of Texas by *247Sports* ... Caught more than 20 passes for over 300 yards and at least four touchdowns over his final two prep seasons (2019 and '20) ... Coached by Sean McAuliffe.

**Personal:** Majoring in business administration.



20

**BRODY RHODES**

**QB • 6-1 • 187 • Fr.**  
Canton, Ga./Creekview

**High School:** Threw for more than 3,500 yards and nearly 30 touchdowns and ran for more than 1,000 yards as a three-year starting quarterback at Creekview H.S. ... Coached by Trevor Williams.

**Personal:** Majoring in business administration.



27

**JOSH ROBINSON**

**DL • 6-4 • 254 • Fr.**  
Douglasville, Ga./Douglas County

**High School:** Rated as a three-star prospect by *Rivals*, *247Sports* and *ESPN* ... Tabbed as the No. 26-ranked weakside defensive end in the nation and the No. 40-ranked player in the state of Georgia by *Rivals* ... As a senior, led Douglas County to a 7-3 regular season record and Georgia 6-A playoff appearance ... Honor-roll student ... Lettered in football, basketball and track and field at Douglas County H.S. ... Coached by Johnny White.

**Personal:** Majoring in business administration.



51

**JOHN ROSS**

**LB • 5-11 • 240 • Fr.**  
Dalton, Ga./Dalton

**2020 (Freshman):** Did not see game action.

**High School:** Recorded 72 tackles, three sacks and three forced fumbles in 11 games as a defensive lineman during his senior season at Dalton H.S. in 2019 ... Had 8.5 sacks and forced five fumbles over three varsity seasons ... Helped lead Dalton to Georgia 6-A playoff berths in 2017 and 2019 ... Attended the same high school as current Georgia Tech teammates Jahmyr Gibbs and Kyric McGowan.

**Personal:** Majoring in building construction and facility management.





90

**MAKIUS SCOTT**

**DL • 6-4 • 309 • Fr.**  
**Gainesville, Ga./Gainesville (South Carolina)**

**2020 (South Carolina):** Transfer from the University of South Carolina ... Has four seasons of eligibility remaining ... Did not see game action in lone season at South Carolina.

**High School:** Rated a three-star prospect by *Rivals*, *247Sports* and *ESPN* ... tabbed as the No. 49-ranked defensive tackle in the nation and the No. 79-ranked player in the state of Georgia in the class of 2020 by *Rivals* ... Lettered in football and basketball at Gainesville H.S. ... Returning to Georgia, he reunites with former Gainesville teammate Jordan Williams and will play for defensive coordinator Andrew Thacker, a Gainesville graduate ... Coached by Heath Webb.

**Personal:** Majoring in business administration.



43

**DAVID SHANAHAN**

**P • 6-2 • 190 • Fr.**  
**Castleisland, County Kerry, Ireland/St. Patrick's Secondary School**

**Prior to Georgia Tech:** Rated as a three-star prospect by *247Sports* and *ESPN* ... Versatile athlete played Gaelic football, rugby and basketball in his native County Kerry, Ireland ... Was a member of Kerry U17 Gaelic football "panel" that won the 2017 Munster championship (Gaelic football's national title) at the U17 level ... Attended Prokick Australia in Melbourne, Australia, a American football kicking academy that has produced six of the past seven Ray Guy Award winners and four current National Football League punters ... Is the first Prokick alumnus from Ireland ... Continued to hone his punting skills during the Covid-19 pandemic by punting in solitude on his uncle's dairy farm in southwest Ireland.

**Personal:** Believed to be the first Ireland native ever awarded a full scholarship to play American college football ... Majoring in business administration.



10

**JEFF SIMS**

**QB • 6-3 • 210 • Fr.**  
**Jacksonville, Fla./Sandalwood**

**2020 (Freshman):** One of the top freshman quarterbacks in the country, started and played in all 10 games during the shortened 2020 season ... Named ACC Rookie of the Week three times, becoming only the third Yellow Jacket to be earn the honor as many as three times and first since Calvin Johnson (2004) ... Finished 141-for-257 and 1,881 passing yards and 13 passing touchdowns ... Finished with a 122.9 efficiency rating ... Also rushed 120 times for 492 yards and a team-best six rushing touchdowns ... Threw 200 yards of passing in four games, including three of his first four ... Became the first true freshman quarterback to start a Georgia Tech season opener since Reggie Ball in 2003 (Aug. 28 vs. BYU) ... Guided Tech to victory in the season opener against Florida State (Sept. 12) when he completed 23-of-34 passes for 277 yards and a touchdown, also running for 64 yards on 13 carries ... Became the first true freshman quarterback to ever win a season opener for Georgia Tech since the

NCAA granted freshmen eligibility in 1972 ... His 23 completions were the most by any Georgia Tech quarterback since Reggie Ball completed 24 against UNC on Sept. 10, 2005 ... His 23 completions were tied for 27th-most all-time by any Georgia Tech passer in a single game ... His 277 passing yards were the most by any Georgia Tech quarterback since Justin Thomas had 282 against Wofford (Aug. 30, 2014) and most against an FBS opponent since Taylor Bennett threw for 309 against Maryland in 2007 (Oct. 6) ... Crossed the 200-passing-yard plateau in the win over Louisville (Oct. 9) en route to his second ACC Rookie of the Week honors, finishing 11-of-21 for 249 yards and two touchdowns ... Also threw two touchdowns at Boston College (Oct. 24) ... as only freshman and one of only nine players in Division I FBS with 100 rushing yards and three touchdown passes in a game, doing so with three passing touchdowns and 108 rushing yards against Duke (Nov. 28) ... Recorded 238 passing yards on 17 completions in the season finale against Pitt (Dec. 10), also completing two passing touchdowns ... Helped Georgia Tech to finish as one of only seven Power Five conference teams with as many as three players with 300 rushing yards in 2020, joining his teammates Jahmyr Gibbs (460) and Jordan Mason (352) with 492 yards.

**Before Tech:** Rated as a four-star prospect by *Rivals*, *247Sports* and *ESPN* ... A member of the prestigious *Rivals250*, *247Sports 247* and *ESPN300* lists ... Tabbed as the No. 6-ranked dual-threat quarterback in the nation and the No. 22-ranked player in the state of Florida by *ESPN* ... Earned recognition as one of the nation's "Elite 11" quarterbacks in the prestigious annual QB competition ... Ranked as one of the top 15 recruits in Georgia Tech history by *247Sports* ... Three-year starter at quarterback ... Amassed more than 5,000 passing yards, 1,200 rushing yards and 55 total touchdowns in his prep career ... Accounted for 23 touchdowns (14 passing, nine rushing) while throwing only three interceptions as a senior in 2019 ... Coached by Adam Geis.

**Personal:** Majoring in business administration.

**CAREER HIGHS**

**Rushing Attempts:** 17 at NC State (Dec. 5, 2020)

**Rushing Yards:** 108 vs. Duke (Nov. 28, 2020)

**Rushing TDs:** 1, 3x - last at Louisville (Oct. 9, 2020)

**Longest Rush:** 34 at NC State (Dec. 5, 2020)

**Pass Attempts:** 36 vs. No. 14 UCF (Sept. 19, 2020)

**Pass Completions:** 23 at Florida State (Sept. 12, 2020)

**Passing Yards:** 277 at Florida State (Sept. 12, 2020)

**Passing TDs:** 3 vs. Duke (Nov. 28, 2020)

**Longest Pass:** 59 vs. No. 1 Clemson (Oct. 17, 2020)

**CAREER STATISTICS****PASSING**

YR	G-GS	CMP	ATT	YDS	PCT	TD	INT	LG
2020	10-10	141	257	1,881	54.9	13	13	59
<b>Total</b>	<b>10-10</b>	<b>141</b>	<b>257</b>	<b>1,881</b>	<b>54.9</b>	<b>13</b>	<b>13</b>	<b>59</b>

**RUSHING**

YR	G-GS	ATT	YDS	TD	LG	Avg/C	Avg/G
2020	10-10	120	492	6	34	4.1	49.2
<b>Total</b>	<b>10-10</b>	<b>120</b>	<b>492</b>	<b>6</b>	<b>34</b>	<b>4.1</b>	<b>49.2</b>






**16**

**MYLES SIMS**

**DB • 6-3 • 181 • r-So.**  
**Atlanta, Ga./Westlake (Michigan)**



**65**

**AUSTIN SMITH**

**OL • 6-3 • 308 • r-So.**  
**McDonough, Ga./Ola**

**2020 (Redshirt Sophomore):** Played in eight games and made the first two starts of his career at cornerback ... Started the first two games of the season at Florida State (Sept. 12) and versus UCF (Sept. 19) ... Finished the season with 15 tackles (including one for loss) and two pass breakups ... Turned in an impressive showing in his first-career start at FSU, recording a season-high five tackles (four solo) and breaking up a pair of passes to help lead Tech to the 16-13 triumph ... Recorded four tackles (three solo) in his next start against UCF ... Notched a pair of solo tackles against eventual College Football Playoff participant Notre Dame (Oct. 31) ... In his final game of the season, had three solo tackles, including one for loss, at NC State (Dec. 5).

**2019 (Redshirt Freshman):** Appeared in 10 games as a reserve defensive back ... Despite limited opportunities, recorded 16 tackles (15 solo) and three pass breakups ... Made his debut at Georgia Tech in the season-opener at then-No. 1 Clemson (Aug. 29) ... Recorded his first solo tackles against South Florida (Sept. 7) and at Temple (Sept. 28) ... Took down two offensive players against North Carolina (Oct. 5) ... Talled four tackles (three solo) at Virginia (Nov. 9) and also recorded his first pass breakup ... Registered a tackle and a pass breakup against Virginia Tech (Nov. 16) ... Had his best game of the season against then-No. 4 Georgia (Nov. 30), totaling a career-high five solo tackles and his third pass breakup of the season ... An ACC Honor Roll member.

**2018 (Michigan):** Redshirted as a true freshman.

**High School:** Rated as a four-star prospect by *247Sports*, *Rivals* and *ESPN* coming out of Westlake H.S. ... Tabbed as the No. 79 overall player in the nation and the No. 7 cornerback in the class of 2016 by *Rivals* ... Two-time all-region honoree ... Recorded six pass breakups and two interceptions as a senior despite opposing offenses generally avoiding to throw in his direction ... Selected to participate in 2018 Under Armour All-America Game ... Helped lead Westlake to 2017 regional championship ... Coached by Kareem Reid.

**Personal:** Majoring in business administration.

**CAREER HIGHS**

**Tackles:** 5, twice - last at Florida State (Sept. 12, 2020)  
**Solo Tackles:** 5 vs. No. 4 Georgia (Nov. 30, 2019)  
**Tackles for Loss:** 1.0 at NC State (Dec. 5, 2020)  
**Pass Breakups:** 2 at Florida State (Sept. 12, 2020)

**CAREER STATISTICS**

**DEFENSIVE**

YR	G-GS	UT	AT	TT	TFL	PD	FF/FR	BLK	QBH
2018		— Redshirt —							
2019	10-0	15	1	16	0.0-0	3	0/0	0	0
2020	8-2	13	2	15	1.0-2	2	0/0	0	0
<b>Total</b>	<b>18-2</b>	<b>28</b>	<b>3</b>	<b>31</b>	<b>1.0-2</b>	<b>5</b>	<b>0/0</b>	<b>0</b>	<b>0</b>

**2020 (Redshirt Sophomore):** Did not see game action.

**2019 (Redshirt Freshman):** Appeared in five games as a reserve offensive lineman — Oct. 12 at Duke, Oct. 19 at Miami (Fla.), Nov. 9 at Virginia, Nov. 21 vs. NC State, and Nov. 30 against then-No. 4 Georgia.

**2018 (True Freshman):** Redshirted.

**High School:** Rated as a three-star prospect by *ESPN*, *247Sports/Scout* and *Rivals* ... First-team all-state honoree as a senior in 2017 ... Two-time first-team all-region selection ... Invited to participate in Elite Sophomore Game, Elite Junior Game, Elite Senior Game, Futures All-Star Game and All-American 88 Bowl in New Orleans ... Four-year starter ... Helped lead Ola to school's first-ever playoff appearance as a junior in 2016 ... Coached by Jared Zito ... Also lettered in basketball and track and field ... Honor roll student.

**Personal:** Has one younger sister ... Began playing football when he was five years old ... Majoring in business administration.



**4**

**DONTAE SMITH**

**RB • 5-11 • 202 • r-So.**  
**Spring Hill, Tenn./Spring Hill**

**2020 (Redshirt Sophomore):** Enjoyed a breakout season as a third-year sophomore ... Appeared in all 10 games ... Ranked fourth on the team with 296 rushing yards on just 43 carries, good for a team-best 6.9 yards per rush (min. 5 attempts) ... Also caught six passes for 52 yards and led Tech with 10 kickoff returns (176 yards) ... Was also a mainstay on special teams and finished the year with two tackles ... Caught two passes for 32 yards and rushed once for 9 yards in season-opening win at Florida State (Sept. 12) ... Rushed eight times for a career-high 75 yards (including a 30-yard gain) at Syracuse (Sept. 26) ... Scored first-career touchdown on a 12-yard run in win over Louisville (Oct. 9) ... Ran five times for 60 yards and scored two touchdowns (36 and 22 yards) in win over Duke (Nov. 28) ... 36-yard TD run against Duke was a career-long ... Had a career-high nine carries for 43 yards at NC State (Dec. 5).

**2019 (Redshirt Freshman):** Appeared in eight games as a reserve running back ... Finished the season with 10 carries for 62 yards and two receptions for 13 yards ... Also returned six kicks for 138 yards ... Totaled 216 all-purpose yards on the year ... Hauled in his first-career reception against South Florida (Sept. 7), a 10-yard catch, while returning his first-career kick for 18 yards ... Returned a kick for 27 yards against The Citadel (Sept. 14) ... Recorded a career-high seven rushes for 35 yards, including a 17-yard carry in the third quarter at Temple (Sept. 28) ... Took back three kicks for a career-best 77 yards, including a 31-yarder in the fourth quarter ... Plan twice for 32 yards at Duke (Oct. 12), including a career-long 25-yard carry in the fourth quarter.

**2018 (True Freshman):** Redshirted.

**High School:** Rated as a three-star prospect by *ESPN*, *247Sports/Scout* and *Rivals* ... Ranked as the nation's No. 20 all-purpose back by *247Sports/Scout* and the nation's No. 39 running back by *ESPN* ... 2017

Tennessee Region 4A co-MVP ... One of three finalists for Tennessee's 4A Mr. Football award as a senior ... Three-time all-region honoree ... Rushed for 4,269 yards and 45 touchdowns over final two prep seasons (2,065 yards and 24 touchdowns as a senior in 2017, 2,204 yards and 21 touchdowns as a junior in 2016) ... Two-time team captain ... Four-year letterwinner ... Selected to participate in 2017 Tennessee East-West All-Star Classic ... Coached by Jay Emmons.

**Personal:** Has four siblings ... Grandfather, Lowell Wade, played football at Michigan State ... Started playing football at age five ... Enjoys fishing ... Was a Boys and Girls Club volunteer and volunteered time reading to elementary students as a high-schooler ... Majoring in business administration.

## CAREER HIGHS

**Rush Attempts:** 9 at NC State (Dec. 5, 2020)  
**Rushing Yards:** 75 at Syracuse (Sept. 26, 2020)  
**Longest Rush:** 36 vs. Duke (Nov. 28, 2020)  
**Rushing TDs:** 2 vs. Duke (Nov. 28, 2020)  
**Receptions:** 2, twice - last vs. No. 14 UCF (Sept. 19, 2020)  
**Receiving Yards:** 32 at Florida State (Sept. 12, 2020)  
**Longest Reception:** 20 at Florida State (Sept. 12, 2020)  
**Kick Returns:** 3 vs. North Carolina (Oct. 5, 2019)  
**Kick Return Yards:** 77 vs. North Carolina (Oct. 5, 2019)  
**Longest Kick Return:** 31 vs. North Carolina (Oct. 5, 2019)

## CAREER STATISTICS

### RUSHING


YR	G-GS	ATT	YDS	TD	LG	Avg/C	Avg/G
2019	8-0	10	65	0	25	6.5	8.1
2020	10-0	43	296	3	36	6.9	29.6
<b>Total</b>	<b>18-0</b>	<b>53</b>	<b>361</b>	<b>3</b>	<b>36</b>	<b>6.8</b>	<b>20.1</b>

### RECEIVING

YR	G-GS	NO.	YDS	TD	LG	Rec./G	Avg/C	Avg/G
2019	8-0	2	13	0	10	0.2	6.5	1.6
2020	10-0	6	52	0	20	0.6	8.7	5.2
<b>Total</b>	<b>18-0</b>	<b>8</b>	<b>65</b>	<b>0</b>	<b>20</b>	<b>0.4</b>	<b>8.1</b>	<b>3.6</b>

### KICKOFF RETURNS

YR	G-GS	NO.	YDS	TD	LG	Avg/R	Avg/G
2019	8-0	6	138	0	31	23.0	17.2
2020	10-0	10	176	0	30	17.6	17.6
<b>Total</b>	<b>18-0</b>	<b>16</b>	<b>314</b>	<b>0</b>	<b>31</b>	<b>19.6</b>	<b>17.4</b>



# 71


## RYAN SPIERS

**OL • 6-3 • 288 • Fr.**  
 Biloxi, Miss./Biloxi

**2020 (Freshman):** Did not see game action.

**High School:** Rated as a three-star prospect by *247Sports* and *ESPN* ... Two-time all-state honoree ... Three-time all-conference selection ... Four-time academic all-district award winner ... Selected to participate in 2016 Louisiana-Mississippi All-Star Game (helped lead Mississippi to win) and 2019 Mississippi-Alabama All-Star Game ... Coached by Katlan French ... Honor roll student.

**Personal:** Majoring in business administration ... Aspires for a career in stock market, equity and/or banking after football ... Member of ACC Academic Honor Roll.



# 88

## GAVIN STEWART

**PK/WR • 5-11 • 170 • Fr.**  
 Savannah, Ga./Benedictine Military Academy

**2020 (Freshman):** Appeared in eight games and became Georgia Tech's primary place kicker ... Made 22-of-24 extra-point attempts, including 11-straight to close the season ... Missed first field-goal attempt of the season at Syracuse (Sept. 26) but finished 2-for-3 on the year by going 2-for-2 from 26 and 22 yards at NC State (Dec. 5) ... Kicked off three times on the season.

**High School:** Played wide receiver, safety and kicker at Benedictine Military Academy ... Made 9-of-9 field goals (47-yard long) and 55-of-55 extra points ... Coached by Danny Britt.

**Personal:** Brother, Brad, played wide receiver at Georgia Tech from 2015-18 ... Gavin is majoring in mechanical engineering ... Member of ACC Academic Honor Roll.



# 97

## AKELO STONE

**DL • 6-2 • 296 • Fr.**  
 Savannah, Ga./Jenkins

**2020 (Freshman):** Appeared in six games, including one start at defensive tackle ... Made collegiate debut against Louisville (Oct. 9) and made first start at NC State (Dec. 5) ... Finished the season with two tackles — one versus Louisville and a sack versus Duke (Nov. 28).

**High School:** Rated as a three-star prospect by *Rivals*, *247Sports* and *ESPN* ... Tabbed as the No. 38-ranked weakside defensive end in the nation and the No. 77-ranked player in the state of Georgia by *Rivals* ... Named to 2020 GSWA Class AAA All-State Team ... All-region honoree ... Recorded more than 100 tackles and 40 tackles for loss over the final two seasons of his prep career ... Helped lead team to a perfect 10-0 regular season and 11-1 overall record as a senior in 2019 ... Anchored a defense that allowed just 11.4 points per game during senior campaign ... Coached by Robert Edwards.

**Personal:** Majoring in building construction and facility management.



# 3

## TRE SWILLING

**DB • 6-0 • 196 • r-Jr.**  
 New Orleans, La./Brother Martin

**2020 (Redshirt Junior):** Played in six games and started five at cornerback ... Was unavailable for the first three games of the season (Sept. 12 at Florida State, Sept. 19 vs. UCF, Sept. 26 at Syracuse), as well as the next-to-last game of the campaign at NC State (Dec. 5) ... Despite playing in only six games, still managed to finished tied for 11th on the team with 20 tackles and tie for the team lead with two fumble recoveries ... Had five tackles in his season debut versus Louisville (Oct. 9) ... Recovered a fumble against Clemson (Oct. 17) ... Had a season-high six tackles, recovered a fumble and broke up a pass in win over Duke (Nov. 28).

**2019 (Redshirt Sophomore):** Honorable mention all-ACC ...

Started in all 12 games at cornerback ... Tied for 10th in the ACC with 11 passes defended, helping Georgia Tech hold five of its opponents to 200 passing yards or less ... Finished with 23 tackles (18 solo) on the year ... Recorded his second interception in the season-opener at then-No. 1 Clemson (Aug. 29) — his second INT of his career ... Returned the interception for 41 yards ... Recorded three tackles (two solo) and a pass breakup at Temple (Sept. 28) ... Tallied two solo tackles and a 3-yard tackle-for-loss at Miami (Fla.) on Oct. 19, while also tying his career-high with two pass breakups ... Recorded a 4-yard tackle-for-loss against Pitt (Nov. 2) ... Tied his career-high with two pass breakups again at Virginia (Nov. 9) ... Totaled a season-high four tackles (three solo) in the primetime victory against NC State (Nov. 21) ... Recovered his first-career fumble against then-No. 4 Georgia (Nov. 30).

**2018 (Redshirt Freshman):** Saw action in 12 games, making 11 starts at cornerback ... Played in every game but Clemson (Sept. 22) ... Led team with six pass breakups and tied for team lead with seven total passes defended ... Recorded 24 tackles and an interception ... Started the season slow with just two tackles through Georgia Tech's first five games but finished strong with 19 stops over the final eight games of the campaign ... Recorded a season-high six tackles in rout at Louisville (Oct. 5) ... Forced a fumble on a sack of Duke QB Daniel Jones (Oct. 13) ... Had five tackles, was in on a tackle for loss and intercepted a pass to set up a Georgia Tech touchdown in 38-28 victory at North Carolina (Nov. 3) ... Broke up two passes in win over Miami (Nov. 10) ... Had four tackles and a pass breakup in overtime triumph over Virginia (Nov. 10) ... Broke up a pass in Quick Lane Bowl vs. Minnesota (Dec. 26) ... Named to all-ACC academic team in recognition of performance on the field and in the classroom.

**2017 (True Freshman):** Redshirted.

**High School:** Rated as a four-star prospect by *ESPN* and *Rivals* ... Tabbed as the nation's No. 27-ranked cornerback by *ESPN* ... Member of the prestigious "*ESPN* 300" as the 295th-ranked player in the nation ... Named second-team all-state and first-team all-district and all-metro after recording 53 tackles and three interceptions as a junior in 2015 ... Helped lead Brother Martin to state semifinals in 2014 and 2016 and a quarterfinals appearance in 2015 ... Coached by Mark Bonis ... Was also a four-year letterwinner, three-year captain and an all-district and all-metro selection in basketball ... Four-year honor roll student.

**Personal:** Father, Pat Swilling, played defensive line for Georgia Tech from 1982-85, was a first-team all-American in 1985, continues to hold Tech's all-time record with 15 single-season sacks ('85) and was inducted into the College Football Hall of Fame in 2009 ... Selected by the New Orleans Saints in the third round of the 1986 NFL Draft, Pat Swilling went on to be a two-time first-team All-Pro, two-time second-team All-Pro, five-time Pro Bowler and the NFL sacks leader and Defensive Player of the Year in 1991 ... Pat Swilling was teammates at Georgia Tech with current athletics director Todd Stansbury ... Tre's uncles, Darrell and Ken Swilling, also played at Georgia Tech from 1988-91 and were members of the Yellow Jackets' 1990 national championship team ... His brother, Bruce Jordan-Swilling, is a linebacker for the Yellow Jackets ... Older brother, Pat, played basketball at Tulsa ... Began partaking in the family tradition of football at age 10 ... Earned a bachelor's degree in business administration from Georgia Tech in December 2020 ... Is pursuing a second degree in building construction and facility management ... Member of the ACC academic honor roll ... Aspires to be the CEO of his own business, perhaps a sports agency.

**CAREER HIGHS**

- Tackles:** 6, twice - last vs. Duke (Nov. 28, 2020)
- Solo Tackles:** 4 at Louisville (Oct. 5, 2018)
- Sacks:** 1.0 vs. Duke (Oct. 13, 2018)
- Tackles for Loss:** 1.0, 3x - last vs. Pitt (Nov. 2, 2019)
- Interceptions:** 1, twice - last at No. 1 Clemson (Aug. 29, 2019)
- Longest INT Return:** 41 yards at No. 1 Clemson (Aug. 29, 2019)
- Fumbles Forced:** 1 vs. Duke (Oct. 13, 2018)
- Fumbles Recovered:** 1, 3x - vs. Duke (Nov. 28, 2020)
- Pass Breakups:** 2, 3x - last at Virginia (Nov. 9, 2019)

**CAREER STATISTICS**

**DEFENSIVE**

YR	G-GS	UT	AT	TT	TFL	PD	FF/FR	INT	QBH
2017		— Redshirt —							
2018	12-11	18	6	24	1.5-10	7	1/0	1-0	1
2019	12-12	18	5	23	2.0-7	11	0/1	1-41	1
2020	6-5	11	9	20	0.0-0	1	0/2	0-0	0
<b>Total</b>	<b>30-28</b>	<b>47</b>	<b>20</b>	<b>67</b>	<b>3.5-17</b>	<b>19</b>	<b>1/3</b>	<b>2-41</b>	<b>2</b>



**40**  
**TRENYLYAS TATUM**  
LB • 6-2 • 227 • Fr.  
Riverdale, Ga./Mount Zion

**High School:** Rated a four-star prospect by *Rivals* ... Tabbed as the No. 18-ranked inside linebacker in the nation and the No. 24-ranked player in the state of Georgia by *Rivals* ... As a junior, made 91 tackles with 31 tackles for loss and 14 sacks, en route to all-region recognition ... Lettered in both football and basketball at Mt. Zion H.S. ... Coached by Kevin "Bull" Jones.

**Personal:** Majoring in business administration.



**25**  
**CHARLIE THOMAS**  
LB • 6-2 • 207 • Jr.  
Thomasville, Ga./Thomasville

**2020 (Junior):** Saw action in all 10 games ... Made two starts at nickel back (Oct. 9 vs. Louisville and Oct. 31 vs. Notre Dame) ... Proved to be one of the most versatile defensive players in the ACC, lining up at defensive back, linebacker and even defensive line over the course of the season ... Finished the season with 18 total tackles, two sacks, four tackles for loss, a forced fumble and a quarterback hurry ... Turned in his finest performance of the season in the home opener against UCF, tallying a season-high six tackles, including two sacks and three tackles for loss ... Contributed a TFL, a forced fumble and a quarterback hurry in nationally televised primetime win over Louisville (Oct. 9) ... Had four tackles against eventual ACC champion and College Football Playoff participant Clemson (Oct. 17) ... Was in on two tackles against both Notre Dame (Oct. 31) and Duke (Nov. 28) ... Was forced to play significant snaps on the defensive line due to a rash of unavailable players at NC State (Dec. 5).

**2019 (Sophomore):** Appeared in all 12 games, making five starts at linebacker ... Led the team with 9.5 tackles-for-loss ... Tied to lead the team with two forced fumbles on the year ... Finished second on the team with 65 tackles (42 solo) ... Finished as one of only seven underclassmen defenders in Power Five to record 65 tackles, 9.5 tackles-for-loss and two



sacks in 2019 ... Named ACC Linebacker of the Week after having one of the best performances of his career against South Florida (Sept. 7), recording a career-high-tying nine tackles (seven solo), a career-high 2.0 sacks for 12 yards, and a forced fumble ... Became first Yellow Jacket since Jeremiah Attaochu in 2012 ACC Championship Game to record nine tackles and two sacks in a single game ... Forced his second fumble at The Citadel (Sept. 14), in addition to six tackles (four solo) and 1.0 tackles-for-loss at 8 yards ... Recorded his first-career safety at Temple (Sept. 28) to go along with seven tackles (three solo) and 1.5 tackles-for-loss for 2 yards ... Registered six tackles (three solo) and tied his career-high with 2.0 tackles-for-loss for 7 yards against North Carolina (Oct. 5) ... Recorded 2.0 tackles-for-loss over the next two games – at Duke (Oct. 12) and at Miami (Fla.) (Oct. 19) ... Took down six offensive players solo against Virginia Tech (Nov. 16) ... Totaled seven tackles (two solo) in the primetime victory over NC State (Nov. 21), including 0.5 tackles-for-loss for 6 yards and a pass breakup ... Joined David Curry and Tariq Carpenter in becoming the first Georgia Tech trio since 2012 to record more than 60 tackles apiece in a single season.

**2018 (True Freshman):** Saw action in 10 games and made six starts at outside linebacker ... Despite only making six starts, finished fifth on the team with 48 tackles, which included a sack and three tackles for loss ... Led team with three fumble recoveries ... Ranked second on the team with five quarterback hurries ... Didn't enter the starting lineup until Week 6 at Louisville (Oct. 5) but went on to start six of the Yellow Jackets final eight games ... Earned a spot in the starting lineup after recording 11 tackles in his first three games of the season, including eight at Bowling Green (Sept. 29) ... In his first-career start at Louisville, matched a school record with two fumble recoveries in Georgia Tech's 66-31 rout ... Had six tackles and broke up a pass against Duke (Oct. 13) ... Set a career-high with nine tackles, including a sack, in victory at Virginia Tech (Oct. 25) ... Notched seven tackles in win at North Carolina (Nov. 3) ... Closed the regular-season with eight tackles, including one for a 10-yard loss, at Georgia (Nov. 24) ... Was one of 13 true freshmen to see game action for the Yellow Jackets.

**High School:** Rated as a three-star prospect by *ESPN*, *247Sports/Scout* and *Rivals* ... Two-time all-state and all-region honoree ... Recorded 78 tackles as a senior, helping lead Thomasville to its first region title in 10 years and its first undefeated regular season in 29 years ... 2018 Army All-American Game nominee ... Coached by Zach Grage ... National Honor Society member ... Graduated a semester early and enrolled at Georgia Tech in January 2018.

**Personal:** Has three siblings ... Started playing football at age 6 ... Majoring in business administration ... Plans to go to graduate school to pursue an MBA.

## CAREER HIGHS

**Tackles:** 9, twice - last vs. USF (Sept. 7, 2019)

**Solo Tackles:** 7 vs. USF (Sept. 7, 2019)

**Sacks:** 2.0, 3x - last vs. No. 14 UCF (Sept. 19, 2020)

**Tackles for Loss:** 3.0 vs. No. 14 UCF (Sept. 19, 2020)

**Fumbles Forced:** 1, three times - last vs. The Citadel (Sept. 14, 2019)

**Fumbles Recovered:** 2 at Louisville (Oct. 5, 2018)

**Safeties:** 1 at Temple (Sept. 28, 2019)

**Pass Breakups:** 1, 3x - last vs. NC State (Nov. 21, 2019)

## CAREER STATISTICS

### DEFENSIVE

YR	G-GS	UT	AT	TT	TFL	PD	FF/FR	SACK	QBH
2018	10-6	29	19	48	3.0-20	1	1/3	1.0	5
2019	12-5	42	23	65	9.5-38	2	2/0	2.0	0
2020	10-2	11	7	18	4.0-23	0	1/0	2.0	1
<b>Total</b>	<b>32-13</b>	<b>82</b>	<b>49</b>	<b>131</b>	<b>16.5-81</b>	<b>3</b>	<b>4/3</b>	<b>5.0</b>	<b>6</b>



## 1 JUANYEH THOMAS

**DB • 6-3 • 217 • Jr.**  
Niceville, Fla./Niceville

**2020 (Junior):** Appeared and started in all 10 games at safety ... Led all defensive backs and finished third overall on the team with 59 tackles (38 solo) ... Also recorded an interception, three passes defended and two pass breakups ... Forced two fumbles on the year and recorded half a tackle for loss ... Hauled in his interception for a 3-yard return against then-No. 14 UCF (Sept. 19) ... Recorded four or more solo tackles in seven of 10 games ... Registered a career-high 10 tackles (seven solo) on the road against Syracuse (Sept. 26) ... Matched that season-high of seven solo tackles against then-No. 4 Notre Dame (Oct. 31), where he also forced his first fumble of the season ... Turned in six tackles in the home victory over Duke (Nov. 28) ... Recorded his 0.5 tackle-for-loss at NC State (Dec. 5), where he also had five assisted tackles and a pass breakup ... Took down five solo offensive players in addition to two assisted in the season finale against Pitt (Dec. 10), where he recorded his second forced fumble and pass breakup ... Returned three kicks for 22 yards, including a season-long 13-yard return in the season-opening win over Florida State (Sept. 12) ... Finished with 25 all-purpose yards on the year.

**2019 (Sophomore):** Appeared in all 12 games, making 11 starts at safety ... Finished second among defensive backs and fourth overall on the team with 60 tackles (44 solo) ... Also recorded four passes defended ... Also added an interception, a forced fumble and 2.5 tackles-for-loss ... Helped Georgia Tech hold five of its opponents to 200 passing yards or less ... Kicked off season with four tackles (three solo), in addition to his first career forced fumble, in the season-opener at then-No. 1 Clemson (Aug. 29) ... Took down five offensive players (four solo) against South Florida (Sept. 7) ... Also recorded five tackles (four solo) at Temple (Sept. 28) ... Registered six tackles against North Carolina (Oct. 5) and at Miami (Fla.) on Oct. 19 ... Caught fire by recording eight solo tackles against Pitt (Nov. 2), including a career-high 2.0 tackles-for-loss for 6 yards and his lone interception of the season ... Returned a kick against Pitt for 11 yards ... Recorded a career-high nine tackles (five solo) and a career-best two pass breakups at Virginia (Nov. 9) ... Returned two kicks for 50 yards against Virginia Tech (Nov. 16) ... Turned in six tackles (four solo) in the primetime victory over NC State (Nov. 21), including 0.5 tackles-for-loss for 6 yards ... Also returned two kicks for 49 yards ... Registered four tackles (three solo) and a pass breakup against then-No. 4 Georgia (Nov. 30) ... Returned one kick for 25 yards ... Averaged 21.3 yards per kick return.

**2018 (True Freshman):** Named true freshman all-America as a kick returner by *247Sports* ... Earned first-team all-ACC recognition as a kick returner from *Pro Football Focus* ... Highlighted his impressive freshman campaign by scoring three non-offensive touchdowns – one on a 95-yard interception return at Louisville (Oct. 5) and two on kickoff returns, a 77-yarder vs. Virginia (Nov. 17) and a 100-yarder at Georgia (Nov. 24) ... Set five school records for kickoff returns – 1) 100-yard kickoff return (fourth to accomplish the feat, first since Jamal Golden vs. North Carolina in 2012); 2) two kickoff returns for touchdowns in a single season (third to

accomplish the feat, first since Golden in '12); 3) first freshman in school history to return two kickoffs for touchdowns and only the second GT freshman to even have one kickoff return for a TD (joining Dez White, 1998); 4) two kickoff returns for touchdowns in a career (fifth in school history to accomplish the feat, first since Golden from 2011-15); 5) kickoff returns for touchdowns in consecutive games (first in school history to accomplish the feat) ... His 95-yard interception return versus Louisville was also record-setting, as it was the longest INT return ever by a Georgia Tech freshman ... the 95-yard return at UL was also tied for Georgia Tech's longest INT return in an ACC game (Ken Swilling vs. NC State, 1989) and tied for the fourth-longest overall in program history ... Thomas, who played in all 13 games, was also Georgia Tech's top tackler on special teams with 12 special-teams tackles (nine on kickoffs, three on punts) ... 12 of his 15 total tackles on the season came on special teams ... Was one of 13 true freshmen to see game action for the Yellow Jackets.

**High School:** Rated as a three-star prospect by *ESPN*, *247Sports/Scout* and *Rivals* ... Played first two prep seasons at Walton H.S. (2014-15) before transferring to Niceville H.S. for final two campaigns (2016-17) ... Three-time all-state and all-area honoree ... Earned all-state recognition for the third-straight year as a senior in 2017, despite having only one interception as teams avoided throwing his way ... As a sophomore in 2015, returned interceptions for touchdowns in five-straight games (a national high school record) and finished the season with a school-record eight INTs overall ... Returned two punts for touchdowns as a senior in 2017, including a school-record 90-yarder ... Served as a team captain at Niceville as a senior ... Coached by John Hicks ... Also played basketball and ran track ... Honor roll student.

**Personal:** One of five siblings ... Brother, Azende Rey, plays football at Florida A&M ... Juanyeh started playing football at age 5 ... Enjoys volunteering his time to work with children and aspires to become a motivational speaker ... Majoring in literature, media and communication.

### CAREER HIGHS

**Tackles:** 10 at Syracuse (Sept. 26, 2020)  
**Solo Tackles:** 8 vs. Pitt (Nov. 2, 2019)  
**Tackles for Loss:** 2.0 vs. Pitt (Nov. 2, 2019)  
**Fumbles Forced:** 1, 3x - last vs. Pitt (Dec. 10, 2020)  
**Fumbles Recovered:** 1 vs. Miami (Fla.) (Nov. 10, 2018)  
**Pass Breakups:** 2 at Virginia (Nov. 9, 2019)  
**Interceptions:** 1, 3x - last vs. No. 14 UCF (Sept. 19, 2020)  
**Longest Interception Return:** 95 at Louisville (Oct. 5, 2018)  
**Punt Returns:** 3 vs. Alcorn St. (Sept. 1, 2018)  
**Punt Return Yards:** 31 vs. Alcorn St. (Sept. 1, 2018)  
**Longest Punt Return:** 25 vs. Alcorn St. (Sept. 1, 2018)  
**Kick Returns:** 6 at USF (Sept. 8, 2018)  
**Kick Return Yards:** 134 at USF (Sept. 08, 2018)  
**Longest Kick Return:** 100 at No. 5 Georgia (Nov. 24, 2018)

### CAREER STATISTICS

#### DEFENSIVE

YR	G-GS	UT	AT	TT	TFL	PD	FF/FR	INT	QBH
2018	13-0	11	4	15	0.0-0	2	0/1	1-95	0
2019	12-11	44	16	60	2.5-12	4	1/0	2-0	0
2020	10-10	38	21	59	0.5-2	3	2/0	1-3	0
<b>Total</b>	<b>35-21</b>	<b>93</b>	<b>41</b>	<b>134</b>	<b>3.0-14</b>	<b>9</b>	<b>3/1</b>	<b>3-98</b>	<b>0</b>

### KICKOFF RETURNS

YR	G-GS	NO.	YDS	TD	LG	Avg/R	Avg/G
2018	13-0	24	606	2	100	25.2	46.6
2019	12-11	7	149	0	30	21.3	12.4
2020	10-10	3	22	0	13	7.3	2.2
<b>Total</b>	<b>35-21</b>	<b>34</b>	<b>777</b>	<b>2</b>	<b>100</b>	<b>22.9</b>	<b>22.2</b>

### PUNT RETURNS

YR	G-GS	NO.	YDS	TD	LG	Avg/R	Avg/G
2018	13-0	5	43	0	25	8.6	3.3
2019	12-11	1	0	0	0	0.0	0.0
2020	10-10	0	0	0	0	0.0	0.0
<b>Total</b>	<b>35-21</b>	<b>6</b>	<b>43</b>	<b>0</b>	<b>25</b>	<b>7.2</b>	<b>1.7</b>



# 60

## PAULA VAIPULU

**OL • 6-3 • 303 • Fr.**  
**Channelview, Texas/Channelview**

**2020 (Freshman):** Appeared in one game, making collegiate debut at NC State (Dec. 5).

**High School:** Rated as a three-star prospect by *Rivals*, *247Sports* and *ESPN* ... Tabbed as the No. 18-ranked center in the nation and a top 100 player in the state of Texas by *247Sports* ... First-team all-district honoree ... Three-year letterwinner ... Team captain ... Selected to play in 2020 Polynesian Bowl, which will be played on Jan. 18, 2020 at Aloha Stadium in Honolulu, Hawaii and be televised nationally on CBS Sports Network ... Coached by Averion Hurts ... Also powerlifted and shot put for three seasons ... Named all-area for shot put.

**Personal:** Majoring in literature, media and communications ... Cousin, Patrick Vahe, played football at Texas ... Cousin, Manase Mose plays football at North Texas.



# 49

## STEVEN VERDISCO

**PK/P • 6-1 • 185 • Fr.**  
**Tampa, Fla./Robinson**

**2020 (Freshman):** Did not see game action.

**High School:** Ranked by Kohl's Kicking as the 51st-ranked kicker and the 42nd-ranked punter in the country – a 4.5-star prospect ... Averaged 69 yards per kickoff and 42 yards per punt with a 4.01-second hang time at the Kohl's Kicking camp.

**Personal:** Majoring in biochemistry.



# 13

## WESLEY WALKER

**DB • 6-1 • 204 • r-Fr.**  
**Nashville, Tenn./Ensworth**

**2020 (Redshirt Freshman):** Appeared in 10 games ... Made five starts at nickel back ... Ranked fourth on the team with 48 tackles and four pass breakups ... Had multiple tackles in all 10 games and made

at least five stops in 6-of-10 contests ... Made first-career start in home opener versus UCF (Sept. 19) and recorded five tackles and two pass breakups ... Twice recorded a season-high seven tackles – vs. Louisville (Oct. 9) and at NC State (Dec. 5) ... Had six stops apiece against Duke (Nov. 28) and Pitt (Dec. 10) ... Recorded tackles for loss in back-to-back games against Duke (Nov. 28) and NC State (Dec. 5).

**2019 (True Freshman):** Redshirted after appearing in three games – The Citadel (Sept. 14), at Virginia (Nov. 9) and then-No. 4 Georgia (Nov. 30) ... Finished the year with three tackles (two solo) ... Recorded two tackles (one solo) at Virginia ... Also totaled a solo tackle against Georgia.

**High School:** Rated a four-star prospect and the No. 37 defensive back in the country by *ESPN* ... Rebounded from a season-ending injury as a junior in 2017 to be named all-region as a senior in 2018 ... In addition to his all-region performance as a defensive back, also spent time on special teams returning kickoffs as a senior ... Returned the opening kickoff 85 yards for a touchdown in Week 6 ... Tallied 10.5 tackles, two forced fumbles and a fumble recovery in just four games during injury-shortened junior season ... Played wide receiver as a freshman in 2015, hauling in four receptions for 79 yards and a touchdown in six games, including a career-long 50-yard reception ... Coached by Jeremy Garrett.

**Personal:** Majoring in business administration.

## CAREER HIGHS

**Tackles:** 7, twice - last at NC State (Dec. 5, 2020)

**Solo Tackles:** 5 at Louisville (Oct. 9, 2020)

**Tackles for Loss:** 1.0, twice - last at NC State (Dec. 5, 2020)

**Pass Breakups:** 2 vs. No. 14 UCF (Sept. 19, 2020)

## CAREER STATISTICS

### DEFENSIVE

YR	G-GS	UT	AT	TT	TFL	PD	FF/FR	INT	QBH
2019	3-0	2	1	3	0.0-0	0	0/0	0	0
2020	10-5	30	18	48	2.0-6	4	0/0	0	1
<b>Total</b>	<b>13-5</b>	<b>32</b>	<b>19</b>	<b>51</b>	<b>2.0-6</b>	<b>4</b>	<b>0/0</b>	<b>0</b>	<b>0</b>



# 7

## ZAMARI WALTON

**DB • 6-3 • 190 • r-So.**  
Melbourne, Fla./Melbourne Central Catholic

**2020 (Redshirt Sophomore):** Started all 10 games at cornerback, stretching his streak of consecutive starts to 19 ... Finished sixth on the team with 37 tackles ... Tied for team lead with two interceptions and five pass breakups ... Led team with seven passes defended ... Opened the season with a career-high seven tackles and a pass breakup in 16-13 win at Florida State (Sept. 12) ... Notched first interception of the season at Syracuse (Sept. 26) ... Had four tackles, an interception and a pass breakup against eventual ACC champion and College Football Playoff participant Clemson (Oct. 17) ... Recorded five tackles and was in on a tackle for loss at Boston College (Oct. 24) ... Returned a fumble 93 yards for a touchdown against eventual College Football Playoff participant Notre Dame (Oct. 31), good for the longest official fumble return in Georgia Tech history ... Tallied five tackles – all solo – and a pass breakup at NC State (Dec. 5) ... Also had five stops and a PBU in season finale versus Pitt (Dec. 10).

**2019 (Redshirt Freshman):** Appeared in all 12 games, making 11 starts at cornerback ... Finished with 29 tackles (23 solo) and three pass breakups ... Recorded three tackles (two solo) in the season-opener at

then-No. 1 Clemson (Aug. 29) ... Also turned in two tackles (one solo) and tied a career-high with two pass breakups at Temple (Sept. 28) ... Registered four tackles (three solo) and one pass breakup against North Carolina (Oct. 5) ... Took down three offensive players at Miami (Fla.) on Oct. 19 ... Recorded five solo tackles at Virginia (Nov. 9) ... Totaled a then-career-high six tackles (five solo) in the primetime victory over NC State (Nov. 21) ... Also recorded a solo tackle against then-No. 4 Georgia (Nov. 30).

**2018 (True Freshman):** Redshirted due to seeing action in only four games – Sept. 1 vs. Alcorn State, Sept. 8 at USF, Sept. 22 vs. Clemson and Oct. 25 at Virginia Tech ... Had three pass breakups, good for third on the team, in just four games, including two vs. Clemson ... Recorded four tackles – two vs. Clemson and two at Virginia Tech ... Was one of 13 true freshmen to see game action for the Yellow Jackets.

**High School:** Rated as a three-star prospect by *ESPN*, *247Sports/Scout* and *Rivals* ... All-state and all-district honoree ... Set a school record with eight interceptions as a senior in 2017 ... Returned an interception 106 yards for a touchdown, good for the second-longest INT return in the nation in '17 ... Two-time team captain ... Helped lead Melbourne Central Catholic to 19 wins over junior and senior seasons ... Coached by Stacy Sizemore ... Honor roll student.

**Personal:** Oldest of three siblings ... Cousin, Reggie Nelson, is an 11-year NFL veteran (currently a member of the Oakland Raiders), two-time Pro Bowler, 2015 second-team All-Pro ... Cousin, Joe Cohen, played three seasons in the NFL for the San Francisco 49ers, Miami Dolphins, Oakland Raiders and Detroit Lions ... Cousin, T.J. Bannister, played basketball at Virginia and professionally in Europe ... Majoring in business administration ... Member of ACC academic honor roll.

## CAREER HIGHS

**Tackles:** 7 at Florida State (Sept. 12, 2020)

**Solo Tackles:** 5, twice - last vs. NC State (Nov. 21, 2019)

**Pass Breakups:** 2, twice - last at Temple (Sept. 28, 2019)

**Interceptions:** 1, twice - last vs. No. 1 Clemson (Oct. 17, 2020)

**Fumbles Recovered:** 1 vs. No. 4 Notre Dame (Oct. 31, 2020)

## CAREER STATISTICS

### DEFENSIVE

YR	G-GS	UT	AT	TT	TFL	PD	FF/FR	INT	QBH
2018	4-0	3	1	4	0.0-0	3	0/0	0	0
2019	12-11	23	6	29	0.0-3	3	0/0	0	0
2020	10-10	24	13	37	0.5-1	7	0/1	0	0
<b>Total</b>	<b>26-21</b>	<b>50</b>	<b>20</b>	<b>70</b>	<b>0.5-1</b>	<b>13</b>	<b>0/1</b>	<b>0</b>	<b>0</b>



# 85

## BILLY WARD

**TE • 6-4 • 257 • Fr.**  
Locust Grove, Ga./Locust Grove

**2020 (Freshman):** Saw action in seven games as a true freshman ... Had significant playing time as a reserve tight end, but did not record any statistics.

**High School:** Rated as a three-star prospect by *Rivals*, *247Sports* and *ESPN* ... Tabbed as the No. 14-ranked tight end/H-back in the nation by *ESPN* ... Named to 2020 GSWA Class AAAAAA All-State Team ... Amassed more than 1,500 receiving yards and 18 touchdown receptions during high school career, including 648 yards and 11 scores as a junior in





2018 ... Coached by Clint Satterfield.

**Personal:** Mother, Kerrie, works in Georgia Tech's Scheller College of Business ... Billy is majoring in business administration.



12

**KENYATTA WATSON II**

**DB • 6-1 • 175 • r-Fr.**  
**Loganville, Ga./Grayson (Texas)**

**2020 (Texas):** Transfer from the University of Texas ... Has four seasons of eligibility remaining ... Played in six games over two seasons at Texas, totaling nine tackles and two pass breakups.

**High School:** Rated as a four-star prospect by *Rivals*, *247Sports* and *ESPN* coming out of Grayson H.S. ... Tabbed as the No. 112-ranked prospect in the nation, No. 13-ranked cornerback in the nation, the No. 12-ranked player in the state of Georgia by *Rivals* ... Listed at No. 89-ranked player in the *ESPN300* ... Earned all-America, all-state, all-county and all-region honors as a senior ... Three-time all-region honoree ... Was selected to play the 2019 Under Armour All-America Game ... Accounted for 91 total tackles, four tackles for loss, 17 pass breakups, two interceptions, two forced fumbles, one safety, one blocked field and one blocked extra point as a senior in 2018, allowing just one reception and no touchdowns on 29 targets, while helping lead Grayson to quarterfinals of the Georgia 7-A state playoffs in 2018 ... Had 80 tackles, 22 pass breakups, three interceptions, six tackles for loss, and allowed no touchdowns on 33 targets as a junior in 2017 ... Tallied 38 tackles, six pass breakups, one interception, one tackle for loss, and allowed just two receptions and no touchdowns on 13 targets as a sophomore in 2016, when he helped lead Grayson to a 14-1 overall record and the 2017 Georgia 7-A state championship ... Helped Grayson to a 14-1 overall record, including winning the 7-A state championship in 2016 ... Coached by Adam Carter ... Is one of five Grayson graduates on Georgia Tech's current roster, joining classmates Kevin Harris and Ryan King and and 2021 grads Noah Collins and Jamal Haynes.

**Personal:** Father, Kenyatta Sr., played wide receiver at Boston College and for the Dallas Cowboys ... Mother, Janelle, played basketball at Boston College ... Kenyatta II is majoring in literature, media and communications.



6

**KEION WHITE**


**DL • 6-4 • 267 • Jr.**  
**Garner, N.C./Garner (Old Dominion)**

**2017-20 (Old Dominion):** Transfer from Old Dominion University ... Has two seasons of eligibility remaining ... Was a second-team all-Conference USA honoree as a sophomore in 2019 after starting all 12 games at DE in his first season at the position, finishing tied for 10th in NCAA Division I FBS with 19 tackles for loss (which also tied ODU's single-season record) ... Ranked fourth on the team with 62 tackles, co-led the squad with 3.5 sacks and recovered two fumbles, forcing one and intercepting a pass in '19 ... Had a career game against ACC opponent Virginia Tech, recording eight tackles and 2.0 tackles for loss ... Also had six tackles and 3.5 tackles for loss against Virginia ... Transitioned to defensive end from tight end during spring of 2019 ... Started eight games at tight end for ODU as a redshirt freshman in 2018, hauling in 11 passes for 124 yards.

**High School:** Rated a three-star recruit by *247Sports* out of Garner H.S. ... Was a two-way starter in high school at tight end and defensive end ...

Finished with 20 catches for 247 yards and four touchdowns as a senior ... Named first-team all-Greater Neuse River Conference ... Four-time academic all-conference honoree ... Coached by Thurman Leach.

**Personal:** One of three siblings in his family (one brother, one sister) ... Majoring in building construction and facility management.



87

**BEN WILHELM**

**TE • 6-5 • 250 • r-Fr.**  
**Thomasville, Ga./Thomas County Central**

**2020 (Redshirt Freshman):** Did not see game action.

**2019 (Freshman):** Redshirted.

**High School:** Multi-sport athlete ... Four-year letterwinner in football, playing tight end, defensive end and outside tackle ... Served as team captain for final two seasons ... Helped Thomas County win a regional championship in 2016 ... Named first-team all-region (TE) in 2018 for Region 1 AAAAA ... Earned second-team all-region in 2017 as an outside tackle ... Finalist for the U.S. Army-Pro Football Hall of Fame Award for Excellence ... Selected to participate in the GACA North-South All-Star Game ... Also played three years of baseball in right field and three years of basketball as a center ... Graduated high school as an honor grad, merit scholar, Georgia Scholar and STAR Student ... Earned the highest SAT score in his class.

**Personal:** Has two brothers — one older, one younger ... Father, Bill, played football at Valdosta State ... Majoring in mechanical engineering ... Aspires to work at NASA after graduation.



39

**ENGLAN WILLIAMS**

**RB • 5-9 • 183 • Fr.**  
**Roswell, Ga./Blessed Trinity Catholic**

**High School:** Played running back and strong safety for a program that went 51-3, won four region championships and three state titles during his four years at nearby Blessed Trinity H.S. ... Coached by Tim McFarlin.

**Personal:** Began playing football at age 6 ... Majoring in biology.



54

**JORDAN WILLIAMS**

**OL • 6-6 • 333 • Fr.**  
**Gainesville, Ga./Gainesville**

**2020 (Freshman):** Was the opening-day starter at right tackle as a true freshman ... Went on to appear in all 10 games and start in nine (came off the bench against Duke on Nov. 28) ... Helped pave the way for Georgia Tech to rank fourth in the ACC in fewest sacks allowed (2.3 per game) and fifth in the league in rushing (190.8 yards per game).

**High School:** Rated as a three-star prospect by *Rivals*, *247Sports* and *ESPN* ... Tabbed as the No. 44-ranked offensive tackle in the nation by *Rivals* and the No. 56-ranked player in the state of Georgia by *247Sports* and *ESPN* ... Named to 2020 GSWA Class AAAAAA All-State Team ...

Teamed with current Georgia Tech teammate Makius Scott ... Coached by Heath Webb.

**Personal:** Majoring in building construction and facility management.



37

**KHAYA WRIGHT**

**LB • 6-3 • 214 • Fr.**  
Miami, Fla./South Miami

**2020 (Freshman):** Saw action in five games as a true freshman — the first three games of the season (Sept. 12 at Florida State, Sept. 19 vs. UCF, Sept. 26 at Syracuse) and two of the final three games of the campaign (Nov. 28 vs. Duke, Dec. 5 at NC State) ... Did not record any statistics.

**High School:** Rated as a three-star prospect by *Rivals*, *247Sports* and *ESPN* ... Tabbed as the No. 68-ranked outside linebacker in the nation by *247Sports* ... All-district honoree ... Three-year captain ... Selected to play in Florida All-State Game and Florida North vs. South All-Star Game ... Coached by Rick Munne ... Also a standout on the baseball team as a four-year letterwinner and three-year captain.

**Personal:** Majoring in civil engineering ... Aspires for a career in engineering or architecture after football ... Brother, Antoine, plays football at Independence (Kan.) C.C. ... Khaya is a member of the ACC Academic Honor Roll.



13

**JORDAN YATES**

**QB • 6-0 • 196 • r-Fr.**  
Alpharetta, Ga./Milton

**2020 (Redshirt Freshman):** Saw action in three games as a backup signal-caller — at Syracuse (Sept. 26), vs. Clemson (Oct. 17) and vs. Pitt (Dec. 10) ... Completed 4-of-9 passes for 16 yards ... Complete 2-of-4 passes against both Syracuse (4 yards) and Pitt (12 yards) ... Did not complete his only attempt against Clemson.

**2019 (True Freshman):** Redshirted after seeing action in three games — Oct. 12 at Duke, Nov. 16 vs. Virginia Tech, and Nov. 30 vs. then-No. 4 Georgia ... Finished the season with 11 carries for 18 yards ... Completed 4-of-12 passes for 38 yards ... Turned in his best game against Virginia Tech when he ran 10 times for 16 yards and completed four passes for 38 yards ... An ACC Honor Roll member.

**High School:** Rated as a three-star prospect by *ESPN*, *247Sports* and *Rivals* ... Tabbed as the No. 19-ranked dual-threat quarterback in the nation by *Rivals* ... Named Georgia 7A Offensive Player of the Year as a senior after leading Milton to the first state championship in the school's 69-year history with a 14-13 win over nationally ranked Colquitt County in the 7A state title game ... Also named 2018 Region 5-7A Player of the Year ... Three-year starter at quarterback and two-year team captain ... Amassed 6,452 yards of total offense (4,601 passing, 1,851 rushing) and accounted for 65 touchdowns (43 passing, 22 rushing) over his final two prep seasons ... Milton's all-time leader in career passing yards, career touchdown passes, single-season passing yards and single-season touchdown passes ... Named first-team all-region and honorable-mention all-state as a junior in 2017 ... Winningest quarterback in Milton history ... High school teammates with current Georgia Tech teammates Dylan Leonard and Anthony Minella ... Coached by Adam Clack ... Versatile athlete earned 10 varsity letters — four in football, four in basketball and two in

track ... Was also a two-year captain and all-region performer in basketball ... Winner of the Mason Tompkins Legacy Award for Leadership.

**Personal:** Uncle, T.J. Yates, was a four-year starter at quarterback at North Carolina from 2007-10, where he remains the Tar Heels' all-time leader with 9,377 career passing yards, and went on to play seven seasons in the NFL with the Houston Texans (2011-13, 2015, 2017), Atlanta Falcons (2014) and Miami Dolphins (2016) ... Jordan is majoring in business administration.

**CAREER HIGHS**

**Pass attempts:** 11 vs. Virginia Tech (Nov. 16, 2019)  
**Pass completions:** 4 vs. Virginia Tech (Nov. 16, 2019)  
**Passing Yards:** 38 vs. Virginia Tech (Nov. 16, 2019)  
**Longest Pass:** 17 vs. Virginia Tech (Nov. 16, 2019)  
**Rush Attempts:** 10 vs. Virginia Tech (Nov. 16, 2019)  
**Rushing Yards:** 16 vs. Virginia Tech (Nov. 16, 2019)  
**Longest Rush:** 13 yards vs. Virginia Tech (Nov. 16, 2019)

**CAREER STATISTICS****PASSING**

YR	G-GS	CMP	ATT	YDS	PCT	TD	INT	LG
2019	3-0	4	12	38	33.3	0	0	17
2020	3-0	4	9	16	44.4	0	0	8
<b>Total</b>	<b>6-0</b>	<b>8</b>	<b>21</b>	<b>54</b>	<b>38.1</b>	<b>0</b>	<b>0</b>	<b>17</b>

**RUSHING**

YR	G-GS	ATT	YDS	TD	LG	Avg/C	Avg/G
2019	3-0	11	18	0	13	1.6	6.0
2020	3-0	4	-9	0	4	-2.2	-3.0
<b>Total</b>	<b>6-0</b>	<b>15</b>	<b>9</b>	<b>0</b>	<b>13</b>	<b>0.6</b>	<b>1.5</b>



32

**SYLVAIN YONDJOUEN**

**DL • 6-4 • 245 • So.**  
Ruisbroek, Belgium/Don Bosco

**2020 (Sophomore):** Appeared in first three games of the season and made two starts before sustaining a season-ending injury at Syracuse (Sept. 26) ... Was in on a tackle for loss in all three games — 0.5 at Florida State (Sept. 12), 1.0 vs. UCF (Sept. 19) and 1.0 at Syracuse ... Finished with five total tackles and a quarterback hurry in three games.

**2019 (Freshman):** Appeared in 11 games, making two starts at defensive end — Nov. 9 at Virginia and Nov. 30 vs. then-No. 4 Georgia ... Finished with 14 tackles (six solo) and 1.0 tackles-for-loss for 1 yard ... Made his collegiate debut against South Florida (Sept. 7) ... Recorded three tackles (one solo) at Temple (Sept. 28) ... Tallied a season-best four tackles (two solo) at Duke (Oct. 12) ... Registered tackles in four-straight games — one vs. Pitt (Nov. 2), three at Virginia (Nov. 9), two vs. Virginia Tech (Nov. 16) and one vs. NC State (Nov. 21) ... Also turned in his first-career tackle-for-loss against Virginia Tech.

**Prior to Georgia Tech:** Rated as a three-star prospect by *ESPN*, *247Sports* and *Rivals* ... Played four years of football in his native Belgium ... Helped lead his team to Belgian junior championships in 2015 and 2016 ... Was selected to play for the Belgian national team and was named MVP in an international game versus Spain in 2016.



**Personal:** 23 years old ... Is one of four siblings ... Spent much of his youth playing soccer in his native Belgium but was taken to an American football practice by a friend when he was 16 and "just loved it" ... Majoring in business administration.

**CAREER HIGHS**

**Tackles:** 4 at Duke (Oct. 12, 2019)  
**Solo Tackles:** 2 at Duke (Oct. 12, 2019)  
**Tackles for Loss:** 1.0, 3x - last at Syracuse (Sept. 26, 2020)

**CAREER STATISTICS**

<b>DEFENSIVE</b>										
YR	G-GS	UT	AT	TT	TFL	PD	FF/FR	BLK	QBH	
2019	11-2	6	8	14	1.0-1	0	0/0	0	0	
2020	3-2	3	2	5	2.5-7	0	0/0	0	1	
<b>Total</b>	<b>14-4</b>	<b>9</b>	<b>10</b>	<b>19</b>	<b>3.5-8</b>	<b>0</b>	<b>0/0</b>	<b>0</b>	<b>1</b>	



**COACHES AND STAFF**





# GEOFF COLLINS

## HEAD COACH

WESTERN CAROLINA, 1994 • 3RD SEASON AT GEORGIA TECH

[@COACHCOLLINS](#)

Geoff Collins, an Atlanta area native and one of college football's most successful and innovative coaches, is in his third season as Georgia Tech football's head coach. He was named the 20th football head coach in Georgia Tech history on Dec. 7, 2018.

Born in Decatur, Ga. and raised in Conyers, Ga., Collins took the reins at Georgia Tech after serving as the head coach at Temple University in 2017 and 2018.

Despite the challenges associated with overhauling Georgia Tech's football culture, including installing a pro-style spread offensive attack after 11 years of option football at Tech, as well as the unprecedented and unexpected obstacles presented by the Covid-19 pandemic, Collins' two-year tenure as the Yellow Jackets' head coach has been marked by a bevy of accomplishments. They include:

- Back-to-back nationally lauded recruiting classes. Collins' first full recruiting class at Georgia Tech in 2020 was ranked No. 24 nationally by Rivals, then re-ranked No. 8 nationally by Bleacher Report during the '20 season based on the impressive play of Tech's newcomers, which included three true-freshman starters on offense: RB Jahmyr Gibbs (who earned freshman all-America recognition from The Athletic), QB Jeff Sims and RT Jordan Williams. It was only the second top-25 recruiting class in Georgia Tech history, and the first since 2007, a class that was compiled when Collins served as the Yellow Jackets' director of player personnel. His second recruiting class at Tech in 2021 is also a top-20 class when including the rankings of 11 highly ranked transfers, seven of which have multiple seasons of eligibility remaining. In all, Georgia Tech has added 18 four- or five-star recruits and 13 of the 45 highest-ranked recruits in program history (according to 247Sports) since the arrival of Collins and his staff in January 2019.

- The development of three NFL Draft picks in two seasons – TE Tyler Davis (2020), WR Jalen Camp (2021) and P Pressley Harvin III (2021). Davis, who was recruited by Collins to come to The Flats as a graduate transfer in 2019, became Georgia Tech's first NFL Draft pick at any position in three years, the first non-specialist to be drafted from Tech in four years, the first Yellow Jacket tight end to be selected in 28 years and, as a sixth-round pick, the highest selection ever for a GT tight end in the NFL Draft. When Camp and Harvin were both selected in 2021, it marked the first time that Tech had multiple picks in the same NFL Draft since 2016.

- Harvin winning the 2020 Ray Guy Award as college football's top punter. Under Collins' tutelage, Harvin became the first Yellow Jacket to win one of college football's major individual awards since Durant Brooks won the Guy Award in 2007 and only the third unanimous All-American in Georgia Tech history, joining Calvin Johnson (2006) and Ken Swilling (1990)

- Memorable victories, including a 28-21 overtime win at Miami in 2019 (Tech's first-ever win over the Hurricanes at Miami's Hard



Rock Stadium), a thrilling 16-13 come-from-behind triumph at Florida State to open the 2020 season (the Yellow Jackets' first season-opening true road win since 2007) and a perfect record in nationally televised primetime contests – a 28-26 win over NC State in 2019 and a 46-27 victory over Louisville in 2020.

Prior to taking the reins at Georgia Tech, Collins put together the most successful first two seasons by a head coach in Temple's 121-year football history. Collins compiled 15 wins and led Temple to two bowl games in his two seasons with the Owls, which are both school records for a coach in his first two campaigns at TU.

In his first season at Temple, Collins led the Owls a 28-3 win over Florida International in the 2017 Gasparilla Bowl, which was good for only the third bowl victory in school history and its first since 2011.

He coached the Owls to an 8-4 record and 7-1 mark in the American Athletic Conference in 2018, with Temple's only conference defeat coming at No. 8-ranked and undefeated UCF. The 8-4 campaign earned Temple a berth in the Independence Bowl.

Prior to becoming head coach at Temple, Collins was one of the nation's most respected defensive coordinators, serving in the role at Florida (2015-16), Mississippi State (2013-14, co-DC: 2011-12), FIU (2010) and his alma mater, Western Carolina (2002-05).

Highlights of his career as a coordinator included ranking among the nation's top 10 in total defense in each of his two seasons at Florida (No. 8 in 2015 and No. 5 in 2016), ranking among the top 25 nationally in total defense (18th – 2013) and scoring defense (23rd – 2014) during his two seasons calling plays at Mississippi State and leading the Sun Belt Conference in total defense, scoring defense and turnover margin in his lone campaign at FIU (2010).

He is the only coach to ever be nominated for the Broyles Award, given to college football's top assistant coach, at three different



schools (FIU – 2010, Mississippi State – 2014 and Florida – 2015).

Collins' coaching career also includes a pair of prior stints at Georgia Tech. He first came to The Flats as a graduate assistant (1999-2000), then tight ends coach (2001) under head coach George O'Leary from 1999-2001, followed by a year as director of player personnel under head coach Chan Gailey in 2006.

During his initial three seasons at Georgia Tech under O'Leary, the Yellow Jackets were 25-12 with three-consecutive bowl appearances. As the Jackets' director of player personnel in 2006, Collins led the efforts to land a recruiting class that included Derrick Morgan (all-American, first-round NFL Draft pick), Morgan Burnett (all-American, third-round NFL Draft pick), Joshua Nesbitt (quarterbacked GT to two ACC Championship Games) and Jonathan Dwyer (the sixth-leading rusher in GT history).

Collins has also served on the staffs at Western Carolina (student assistant – 1993-94), Franklin (N.C.) H.S. (assistant coach – 1995), Fordham (linebackers coach – 1996), Albright (defensive coordinator – 1997-98), Alabama (director of player personnel – 2007) and UCF (linebackers coach/recruiting coordinator – 2008-09).

In all, Collins has recruited and/or coached more than three dozen players that have gone on to play in the National Football League. Among Collins' pupils in the NFL are Philadelphia Eagles All-Pro defensive tackle Fletcher Cox (a consensus All-American at Mississippi State and No. 12 overall pick in the 2012 NFL Draft), Tampa Bay Buccaneers cornerback Vernon Hargreaves (a consensus All-American at Florida and No. 11 overall pick in the 2016 NFL Draft), Atlanta Falcons safety Keanu Neal (the No. 17 overall pick in the 2016 NFL Draft) and Indianapolis Colts cornerback Rock Ya-Sin (who earned first-team all-American Athletic Conference honors at Temple after transferring from Presbyterian College and went on to be selected in the second round of the 2019 NFL Draft).

In addition to being renowned as a coach, strategist and evaluator, Collins is also widely recognized as the nation's top head coach when it comes to branding his football program, particularly when it comes to utilizing social media in branding and recruiting efforts. His expertise in marketing and branding has led to him being a guest lecturer for Georgia Tech's Scheller College of Business executive MBA program and a featured speaker at the 2019 Hashtag Sports conference in New York City. Under Collins, Tech became only the second college football program in the nation to partner with renowned creative agency J1S and the first program in the nation to enter into a partnership with best-selling author and branding consultant Jeremy Darlow. Collins' focus on giving his student-athletes the resources and tools to assist in building their personal brand is a main reason that Georgia Tech is widely expected to be a place where student-athletes can maximize opportunities in the name, image and likeness era.

Collins' innovations in utilizing social media to aid in recruiting efforts have not only helped Georgia Tech land the two highest-rated recruiting classes in school history, but also helped Alabama sign the No. 1 class in the nation in 2007-08. Alabama's 2008 signing class included running back Mark Ingram, who went on to become the first Heisman Trophy winner in Crimson Tide history in 2009.

As a student-athlete, Collins totaled 194 career tackles as an outside linebacker and defensive back at Western Carolina (1989-92). He had 68 tackles and six tackles for loss as a junior and helped lead WCU to a 7-4 record with 62 stops, including five behind the line of scrimmage, as a senior.

Collins, 50, is married to the former Jennifer Haynes. They have a daughter, Astrid (5).



**Geoff Collins was hired as the 20th head coach in Georgia Tech football history on Dec. 7, 2018.**

## THE COLLINS FILE

### PERSONAL

**Hometown** ..... Conyers, Ga.  
**Education** ..... Western Carolina, 1994  
 (B.S., sports management and exercise science)  
**Family** ..... wife: Jennifer (Haynes); daughter: Astrid

### PLAYING EXPERIENCE

1989-92 ..... OLB/DB, Western Carolina

### COACHING EXPERIENCE

1993-94 ..... Student assistant, Western Carolina  
 1995 ..... Assistant coach, Franklin (N.C.) H.S.  
 1996 ..... Graduate assistant/linebackers, Fordham  
 1997-98 ..... Defensive coordinator, Albright  
 1999-2000 ..... Graduate assistant, Georgia Tech  
 2001 ..... Tight ends, Georgia Tech  
 2002-05 ..... Defensive coordinator, Western Carolina  
 2006 ..... Director of player personnel, Georgia Tech  
 2007 ..... Director of player personnel, Alabama  
 2008-09 ..... Linebackers/recruiting coordinator, UCF  
 2010 ..... Defensive coordinator, Florida International  
 2011-12 ..... Co-defensive coordinator, Mississippi State  
 2013-14 ..... Defensive coordinator, Mississippi State  
 2015-16 ..... Defensive coordinator, Florida  
 2017-18 ..... Head coach, Temple

**2019-pres. .... Head coach, Georgia Tech**

### YEAR-BY-YEAR HEAD COACHING RECORD

YEAR	SCHOOL	RECORD	CONFERENCE	POSTSEASON
2017	Temple	7-6	4-4	Gasparilla Bowl (W)
2018	Temple	8-4	7-1	Independence Bowl*
2019	Georgia Tech	3-9	2-6	
2020	Georgia Tech	3-7	3-6	
<b>3 SEASONS</b>		<b>21-26</b>	<b>16-17</b>	<b>1-0</b>

\* did not coach Temple in Independence Bowl after becoming head coach at GT





## BRENT KEY

**ASSISTANT HEAD COACH / RUN GAME COORDINATOR / OFFENSIVE LINE**

GEORGIA TECH, 2001 • 3RD SEASON AT GEORGIA TECH

[@COACHBRENTKEY](#)

Brent Key, a Georgia Tech alumnus and football letterwinner, returned to The Flats in 2019 as the Yellow Jackets' assistant head coach, run game coordinator and offensive line coach.

In Key's first season at his alma mater (2019), Georgia Tech's run game produced an all-Atlantic Coast Conference selection in RB Jordan Mason and Key mentored an all-conference honoree in OL Jack DeFoor.

Despite a multitude of injuries, the Jackets' offensive line improved throughout the season as it went through the monumental transition from an option-based scheme to a pro-style, spread attack. During a one late-season three-game stretch, Tech faced teams that ranked first (Pitt), fourth (Miami) and eighth (Virginia) nationally in sacks. Tech's offensive front allowed just five total sacks in those three games, including none against eventual ACC Coastal Division champion Virginia. In all, the Jackets didn't surrender a sack in two of its final four contests.

Last season, Tech's offensive front took another step forward, as the Jackets ranked fourth in the ACC in fewest sacks allowed (2.3 per game) and fifth in the league in rushing (190.8 yards per game). With a true freshman (Jordan Williams) starting 9-of-10 games at right tackle, two more true freshmen (QB Jeff Sims and RB Jahmyr Gibbs) were the leading rushers in the Yellow Jackets' No. 4-ranked ACC rushing offense.

Key came back to his alma mater after three seasons as offensive line coach at Alabama (2016-18), where he helped lead the Crimson Tide to two Southeastern Conference championships, three College Football Playoff championship games and the 2017 national title.

As a four-year starting right guard at Georgia Tech from 1997-2000, he was a key cog in an offensive front that helped the Yellow Jackets lead the Atlantic Coast Conference in rushing three times. During Key's junior campaign in 1999, the Jackets ranked No. 1 nationally in total offense (509.0 ypg).

In each of his three seasons at Alabama, Key's offensive lines were finalists for the Joe Moore Award, which is presented annually to the nation's top offensive front, and was the only group in the nation to receive the honor all three seasons. He also coached four All-Americans (including two unanimous picks – tackle Cam Robinson in 2016 and tackle Jonah Williams in 2018) and nine all-SEC selections (including seven first-teamers) during his time with the Tide. In addition to being unanimous All-Americans, Robinson won the 2016 Outland Trophy as the nation's best interior lineman and Williams was a finalist for the award in '18. They also

won the Jacobs Blocking Trophy (SEC's top offensive lineman) in '16 and '18, respectively.

Seven linemen that Key coached in his three seasons at Alabama went on to be selected in the National Football League Draft — Jedrick Wills (No. 10 overall, Cleveland Browns, 2020), Williams (No. 11 overall, Cincinnati Bengals, 2019), Alex Leatherwood (No. 17 overall, Las Vegas Raiders, 2021), Robinson (No. 34 overall, Jacksonville Jaguars, 2017), Ross Pierschbacher (fifth round, Washington Redskins, 2019), Bradley Bozeman (sixth round, Baltimore Ravens, 2018) and Deonte Brown (sixth round, Carolina Panthers, 2021).

Key was also lauded for his work on the recruiting trail at Alabama. He is tabbed as the nation's No. 2 recruiter by 247Sports for his work in landing the Crimson Tide's 2019 class and the No. 1 recruiter in the nation for his efforts with the 2020 class.



Prior to his three-year stint at Alabama, Key spent 11 seasons at UCF (2005-15). He started at UCF as a graduate assistant and worked his way up to assistant head coach (2012-15) and offensive coordinator (2014-15). He also coached tight ends for three seasons (2006-08), offensive line for six seasons (2009-14), running backs for one season (2015), was special teams coordinator for one season (2008) and recruiting coordinator for six seasons (2007, 2010-14) with the Knights. In 2012, 2013 and 2014, Key was nominated for the Broyles Award, given to the top assistant coach in college football.

During Key's 11 seasons at UCF, the Knights won four conference championships (2007, 2010, 2013 and 2014), highlighted by a 12-1 campaign in 2013, which culminated with a 52-42 win over No. 6 Baylor. The Knights beat two top-10 teams in '13 (Baylor and No. 8 Louisville) and Key's offensive front, which did not allow a sack against Penn State, Louisville, UConn or Baylor, helped pave the way for UCF to average 441.5 yards and 34.6 points per game, both among the highest marks in program history. His offensive line also provided protection for American Athletic Conference Offensive Player of the Year Blake Bortles.

In his six seasons as UCF's offensive line coach, eight different linemen earned all-conference recognition a total of 16 times and four went on to play in the NFL, including 2011 third-round draft pick Jah Reid. He also coached an NFL draft pick at tight end in Mike Merritt (2008).

During his time at UCF, Key coached under his head coach as a student-athlete at Georgia Tech, George O'Leary. He also worked on the same staff as Collins, who was the Knights' linebackers coach and recruiting coordinator in 2008-09, and worked under current Georgia Tech director of athletics Todd Stansbury, who was UCF's A.D. from 2012-15.

Key got his start in coaching as a graduate assistant at Georgia Tech in 2001-02 and served as tight ends and running backs coach at Western Carolina in 2004 (when Collins was WCU's defensive coordinator).

While making 44 starts at right guard for the Yellow Jackets from 1997-2000, Key was part of a senior class that led Georgia Tech

to four-straight bowl appearances for the first time since 1953-56. As a sophomore in 1998, he helped lead Tech to a 10-2 record and a share of the ACC championship. He was voted a team captain and named all-ACC as a senior in 2000. Collins was a graduate assistant on Georgia Tech's staff during Key's junior and senior seasons and, when Collins was promoted to tight ends coach in 2001, Key filled the G.A. spot that Collins vacated.

Key earned a bachelor's degree in management from GT in 2001.

A Clay, Ala. native, Key, 42, was an all-state performer at Hewitt-Trussville H.S. He and his wife, Danielle, are parents to a daughter, Harper.

## THE KEY FILE

### PERSONAL

**Hometown** ..... Clay, Ala.  
**Education** ..... Georgia Tech, 2001 (B.S., management)  
**Family** ..... wife: Danielle; daughter: Harper

### PLAYING EXPERIENCE

1997-2000 ..... OL, Georgia Tech

### COACHING EXPERIENCE

2001-02 ..... Graduate assistant, Georgia Tech  
 2004 ..... Tight ends/running backs, Western Carolina  
 2005 ..... Graduate assistant, UCF  
 2006 ..... Tight ends, UCF  
 2007 ..... Tight ends/recruiting coordinator, UCF  
 2008 ..... Tight ends/special teams coordinator, UCF  
 2009 ..... Offensive line, UCF  
 2010-11 ..... Offensive line/recruiting coordinator, UCF  
 2012-13 ..... Assistant head coach/offensive coordinator/  
 offensive line/recruiting coordinator, UCF  
 2014 ..... Assistant head coach/offensive coordinator/  
 running backs, UCF  
 2015-18 ..... Offensive line, Alabama  
**2019-pres. .... Assistant head coach/run game  
 coordinator/offensive line, Georgia Tech**





# DAVE PATENAUDE

## OFFENSIVE COORDINATOR / QUARTERBACKS

CENTRAL CONNECTICUT STATE, 1990 • 3RD SEASON AT GEORGIA TECH  
 @COACH\_PNODE

A 29-year collegiate coaching veteran, Dave Patenaude is in his third season as offensive coordinator and quarterbacks coach at Georgia Tech.

Given the monumental task of transitioning Georgia Tech's offense from an option-based scheme to a pro-style, spread attack, Patenaude's accomplishments in his first two seasons as the Yellow Jackets' offensive coordinator have been remarkable.

Starting three true freshmen at pivotal positions (QB Jeff Sims, RB Jahmyr Gibbs and RT Jordan Williams), Georgia Tech's offense took a huge leap in 2020. Most notably, the Yellow Jackets averaged 389.9 yards of total offense and 23.9 points per game, an increase of 103.6 yards and 7.2 points per game from the previous season.

Despite playing just 10 games, Tech posted 400 yards of offense six times last season, which was tied for its most 400-yard games in a season since 2014. The Jackets also eclipsed the 400-yard mark in four consecutive games to open the season. Prior to last season, Tech had not had four-straight 400-yard games at any point of a season since 2014, to open a season since 2011 or to open a season versus all NCAA Division I-A/FBS opponents since 1999.

Directing Patenaude's offense from behind center, Sims was one of college football's most dynamic true freshmen in 2020. Perhaps his most impressive accomplishment was passing for at least 240 yards and rushing for at least 60 yards in a game on three separate occasions (in wins over Florida State and Louisville and a loss to UCF). Sims was one of only two signal-callers from a Power Five conference to accomplish the feat three times (joining Texas' Sam Ehlinger) and the only true freshman in the nation to do it even once.

Even in the first year of the massive offensive transition (2019), Patenaude's offense had notable achievements, including quarterback James Graham tying Shawn Jones' Georgia Tech freshman record (1989) with 12 touchdown passes and wide receiver Ahmareaun Brown tying Calvin Johnson's Georgia Tech freshman record (2007) with seven touchdown reception.

Under Patenaude, Georgia Tech has also developed two National Football League draft picks on the offensive side of the ball — tight end Tyler Davis in 2020 and wide receiver Jalen Camp in 2021. Prior to Patenaude's arrival on The Flats, Tech had not had an offensive player selected in the NFL Draft since 2015.

Patenaude came to Georgia Tech from Temple, where he served as head coach Geoff Collins' offensive coordinator for two seasons (2017-18).

Under Patenaude's direction, Temple put together two of the three highest single-season passing totals in school history (3,273 yards in 2017, 3,297 yards in 2018) and ranked 23rd nationally in scoring offense in 2018. Individually, TU running back Ryquell Armstrong ranked third in the American Athletic Conference and 16th nationally in rushing (109.8 ypg) and wide receiver Randle Jones ranked third in the AAC and 15th nationally in yards per reception (19.35 avg.) in '18. Armstrong went on to be selected in the fifth round of the 2019 National Football League Draft by the Jacksonville Jaguars.

Prior to his successful two-year tenure at Temple, Patenaude spent five seasons as the offensive coordinator/quarterbacks coach at Coastal Carolina. CCU set nearly every school record for offense during his five years with the Chanticleers, including single-season scoring, total offense, rushing yards and passing yards, while registering three 10-win seasons. Coastal Carolina also produced four finalists for the Walter Payton Award (NCAA Division I FCS Player of the Year) and three NFL draft picks (WR

Matt Hazel, RB De'Angelo Henderson and RB Lorenzo Taliaferro) during Patenaude's five years with the Chants.

Thirteen of Patenaude's 29 years as a collegiate coach have been spent as an offensive coordinator, including each of the last 12 at Georgia Tech (2019), Temple (2017-18), Coastal Carolina (2012-16), Georgetown (2010-11), and Hofstra (2008-09). He also served as offensive coordinator for one season at Columbia (2001).

Patenaude's career also includes two seasons as the head coach at the University of New Haven (2002-03), where he produced the program's first NFL product in eight years (Phil Bogle) before the program was disbanded following the 2003 season. He has also served as an assistant coach at Hofstra (2007 — passing game coordinator/quarterbacks), Holy Cross (2004-05 — running backs; 2006 — wide receivers/special teams coordinator), Columbia (1998-1999 — wide receivers; 2000 — quarterbacks/wide receivers), Fordham (1994 — tight ends; 1995 — wide receivers; 1996-97 — quarterbacks/wide receivers), Springfield (Mass.) (1992-93 — running backs/wide receivers) and the U.S. Coast Guard Academy (1991 — running backs). He and Collins first coached together at Fordham in 1996, when Collins served as linebackers coach for the Rams.

Patenaude, 52, was a three-year starter at quarterback and free safety at Central Connecticut State. He graduated from CCSU in 1990 and earned a master's from Springfield in 1993. He and his wife, Christine, have two daughters: Eva and Estelle.



### THE PATENAUDE FILE

#### PERSONAL

**Education** ..... Central Connecticut State, 1990 (bachelor's)  
 Springfield College, 1993 (master's)  
**Family** ..... wife: Christine; daughters: Eva & Estelle

#### PLAYING EXPERIENCE


1987-90 ..... QB/FS, Central Connecticut State

#### COACHING EXPERIENCE

1991 ..... Running backs, U.S. Coast Guard Academy  
 1992-93 ..... Running backs/wide receivers, Springfield (Mass.)  
 1994 ..... Tight ends, Fordham  
 1995 ..... Wide receivers, Fordham  
 1996-97 ..... Quarterbacks/wide receivers, Fordham  
 1998-99 ..... Wide receivers, Columbia  
 2000 ..... Quarterbacks/wide receivers, Columbia  
 2001 ..... Offensive coordinator/quarterbacks, Columbia  
 2002-03 ..... Head coach, New Haven  
 2004-05 ..... Running backs, Holy Cross  
 2006 ..... Wide receivers/special teams coord., Holy Cross  
 2007 ..... Passing game coordinator/quarterbacks, Hofstra  
 2008-09 ..... Offensive coordinator/quarterbacks, Hofstra  
 2010-11 ..... Offensive coordinator/quarterbacks, Georgetown  
 2012-16 ..... Offensive coordinator/QBs, Coastal Carolina  
 2017-18 ..... Offensive coordinator/quarterbacks, Temple

**2019-pres. .... Offensive coordinator/QBs, Georgia Tech**





# ANDREW THACKER

## DEFENSIVE COORDINATOR / LINEBACKERS

FURMAN, 2007 • 3RD SEASON AT GEORGIA TECH

[T](#) [@\\_COACHTHACKER](#)

Andrew Thacker is in his third season as defensive coordinator at Georgia Tech.

A metro-Atlanta native (Cartersville, Ga.), Thacker came to The Flats after two seasons on Georgia Tech head coach Geoff Collins' staff at Temple. He coaches the Yellow Jackets' linebackers in addition to his duties as defensive coordinator.

In his first year with the Yellow Jackets, Thacker's defense produced two all-ACC honorees (LB David Curry and CB Tre Swilling), ranked among the nation's top 40 in pass defense (207.7 ypg), and ranked among the top 25 nationally in red zone defense (.774).

Last season, Curry once again earned all-ACC recognition while the Yellow Jackets finished No. 2 nationally in fumble recoveries (12 in 10 games) and No. 25 in total takeaways (18 in 10 games). Two of Thacker's defensive pupils — Curry and defensive back Jaytlin Askew — signed free agent deals with the Denver Broncos and Miami Dolphins, respectively, shortly following the 2021 NFL Draft.

Thacker was promoted to Temple's defensive coordinator in 2018 after joining Collins' TU staff in 2017 as linebackers coach. With Thacker as coordinator, Temple's defense scored eight defensive touchdowns (No. 1 nationally), forced 31 turnovers (No. 3 nationally), recovered 13 turnovers (No. 3 nationally) and intercepted 18 passes (No. 4 nationally) in 2018.

Thacker helped produce one of the AAC's highest-ranked defenses during his one season as the defensive coordinator at Temple. In addition to ranking among the nation's top three teams in defensive touchdowns, turnovers, fumble recoveries and interceptions, the Owls were among the AAC's top three teams in total defense (second), passing defense (second), three-and-outs (second) and scoring defense (third). As linebackers coach in 2017, he helped TU rank among the top teams nationally in both sacks (11th) and tackles for loss (11th).

Prior to his two seasons at Temple, Thacker spent the 2016 season in the Atlanta area as linebackers coach at Kennesaw State, where he helped the Owls lead the Big South in scoring defense and rushing defense and rank second in total defense.

His career also includes stints as a full-time assistant at UCF (2015 — safeties) and Southern Miss (2013 — safeties). He has also served as a defensive assistant with the Atlanta Falcons (2014), a graduate assistant at Oklahoma State (2010-12 — linebackers) and a graduate assistant at UCF (2008-09 — linebackers). As a G.A. at UCF, Thacker worked under Collins, who was the Knights' linebackers coach at the time.

Thacker was a four-year starter at safety at Furman (2004-07), where he was named the 2004 Southern Conference Freshman of the Year. He graduated from Furman in 2007 with bachelor's degrees in political science and Spanish. He and his wife, Liza, have a daughter, Caroline, and two sons, Bear and Jack.

### THE THACKER FILE

#### PERSONAL

**Hometown** ..... Cartersville, Ga.  
**Education** ..... Furman, 2007 (B.A. political science, B.A. Spanish)  
**Family** ..... wife: Liza; daughter: Caroline; sons: Bear and Jack

#### PLAYING EXPERIENCE

2004-07 ..... S, Furman

#### COACHING EXPERIENCE

2008-09 ..... Graduate assistant (linebackers), UCF  
 2010-12 ..... Graduate assistant (linebackers), Oklahoma State  
 2013 ..... Safeties, Southern Miss  
 2014 ..... Defensive assistant, Atlanta Falcons  
 2015 ..... Safeties, UCF  
 2016 ..... Linebackers, Kennesaw State  
 2017 ..... Linebackers, Temple  
 2018 ..... Defensive coordinator/linebackers, Temple  
**2019-pres. .... Defensive coordinator/LBs, Georgia Tech**





# NATHAN BURTON

## CO-DEFENSIVE COORDINATOR / SAFETIES

GEORGIA TECH, 2005 • 3RD SEASON AT GEORGIA TECH

@COACH\_NBURTON

Georgia Tech graduate and football letterwinner Nathan Burton is in his third season as co-defensive coordinator and safeties coach at his alma mater.

In 2019, Burton helped direct a Georgia Tech defense that ranked among the nation's top 40 in pass defense (207.7 ypg), and ranked among the top 25 nationally in red zone defense (.774).

Last season, the Yellow Jackets' defense took a step forward in the turnover department, as they ranked No. 2 nationally in fumble recoveries (12) and No. 25 nationally in total takeaways (18).

A 2005 Georgia Tech graduate and four-year letterwinner for the Yellow Jackets from 2001-04, Burton returned to The Flats after spending the 2018 season as defensive backs coach on Georgia Tech head coach Geoff Collins' staff at Temple. With Burton coaching Temple's DBs, the Owls ranked fifth nationally with 18 interceptions in 2018.

In addition to being a student-athlete at Tech, he also served as a graduate assistant under head coaches Chan Gailey and Paul Johnson from 2005-08.

Prior to Burton's successful season at Temple, he spent the 2017 season in the Atlantic Coast Conference as a defensive quality-control assistant at NC State. His 14-year coaching career includes five seasons as a defensive coordinator – three at West Alabama (2014-16) and two at Shorter (2012-13). His unit at West Alabama led the NCAA Division II Gulf South Conference in rushing defense in 2015 and in total defense, pass defense and interceptions in 2014. At Shorter, he directed the GSC's No. 2-ranked defense and helped guide the Hawks to a winning record in their transitional season from NAIA to Division II in 2012.

An Atlanta-metro area native (Liburn, Ga.), Burton's resume also includes two seasons as linebackers and secondary coach at Tennessee-Martin (2010-11) and one season as a graduate assistant at Oklahoma State (2009) to go along with his four seasons as a G.A. at Georgia Tech. The Yellow Jackets earned bowl berths in each of his eight seasons as a student-athlete and graduate assistant, including three bowl wins as a player (2001 Seattle Bowl, 2004 Humanitarian Bowl and 2004 Champs Sports Bowl) and appearances in the 2007 Gator Bowl and 2008 Chick-fil-A Bowl as a grad assistant.

Burton came to Georgia Tech as a walk-on but went on to earn a scholarship and four letters as a safety. "The Admiral," as he was known to teammates, was named the Yellow Jackets' Lifter of the Year in 2004 in recognition of his production in the weightroom. He graduated from Tech in 2005 with a bachelor's degree in applied biology.

Burton was a two-time all-Gwinnett County selection as a wide receiver and quarterback at Greater Atlanta Christian School. He and his wife, Britney (also a member of Georgia Tech's Class of 2005), have four sons: Charlie, Grady, Isaac and William.

### THE BURTON FILE

#### PERSONAL

**Hometown** ..... Liburn, Ga.  
**Education** ..... Georgia Tech, 2005 (B.S. applied biology)  
**Family** ..... wife: Britney; sons: Charlie, Grady, Isaac & William

#### PLAYING EXPERIENCE

2001-04 ..... S, Georgia Tech

#### COACHING EXPERIENCE

2005-08 ..... Graduate assistant, Georgia Tech  
 2009 ..... Graduate assistant, Oklahoma State  
 2010-11 ..... Linebackers/secondary, Tennessee-Martin  
 2012-13 ..... Defensive coordinator, Shorter  
 2014-16 ..... Defensive coordinator, West Alabama  
 2017 ..... Quality control assistant (defense), NC State  
 2018 ..... Defensive backs, Temple  
**2019-pres. .... Co-defensive coordinator/safeties, Georgia Tech**





# TASHARD CHOICE

## RUNNING BACKS / OFFENSIVE RECRUITING COORDINATOR

GEORGIA TECH, 2007 • 3RD SEASON AT GEORGIA TECH

@COACHCHOICE

Tashard Choice, a two-time Atlantic Coast Conference rushing champion at Georgia Tech and former National Football League running back, returned to The Flats in 2019 as the Yellow Jackets' running backs coach.

In his first two seasons as running backs coach at his alma mater, Choice has coached a freshman all-American (Jahmyr Gibbs - 2020) and two all-Atlantic Coast Conference honorees (Gibbs - 2020; Jordan Mason - 2019) and, in his role as offensive recruiting coordinator, he has been instrumental in putting together consecutive highly ranked recruiting classes, including only the second top-25 class in Tech history in 2020.

Choice came back to Georgia Tech after serving as the running backs coach at the University of North Texas in 2018. He was one of six finalists for *FootballScoop's* 2018 Running Backs Coach of the Year award, joining a group that also includes Oklahoma's Jay Boulware and Clemson's Tony Elliott.

Before entering the coaching ranks, Choice enjoyed a six-year NFL career, playing in 88 games with the Dallas Cowboys (2008-11), Washington Redskins (2011), Buffalo Bills (2011-13) and Indianapolis Colts (2013). He totaled more than 2,000 yards as a pro (1,579 rushing, 574 receiving and 89 on kick returns) and scored 10 touchdowns.

The Jonesboro, Ga. native began his coaching career as an intern with the Dallas Cowboys in 2016, where he helped spur Cowboys running back Ezekiel Elliott to one of the best rookie campaigns in NFL history. His stint with the Cowboys was followed by a pair of record-breaking seasons at UNT, first as an offensive quality control assistant in 2017, then as running backs coach in 2018.

In his two seasons on the UNT staff, the Mean Green posted back-to-back nine-win seasons for the first time since the program joined the NCAA Division I FBS ranks in 1995.

Under Choice's tutelage as running backs coach in 2018, UNT sophomore running back Deandre Torrey amassed 1,182 yards from scrimmage (977 rushing, 205 receiving) and scored 17 touchdowns, en route to being named second-team all-Conference USA. Making Torrey's development even more impressive is the fact that he didn't enter the starting lineup until nearly midway through the season, as UNT junior Loren Easley was C-USA's leading rusher with 386 yards in four games before he sustained a season-ending injury.

Choice also assisted with the UNT's running backs in his quality-control role in 2017 and played a part in all of the Mean Green's running backs averaging at least 5 yards per carry, led by second-team all-C-USA selection Jeffrey Wilson (1,215 yards and 16 touchdowns in just 11 games, good for the nation's second-highest yards-per-game average — 110.5 ypg).

One of the most decorated running backs in Georgia Tech history, Choice was a Yellow Jacket from 2005-07 after transferring to Tech from Oklahoma. In just three seasons on The Flats, he ran for 3,365 yards and scored 28 touchdowns, which ranks fourth and sixth in Georgia Tech history, respectively.

He led the ACC in rushing as a junior in 2006 (1,473 yards) and a senior in 2007 (1,379 yards). He is the only Yellow Jacket to ever lead the ACC in rushing twice and is one of only three Jackets to ever post two 1,000-yard rushing seasons.

A first-team all-ACC honoree as a senior and a second-team selection as a junior, Choice was also recognized as an honorable-mention all-American as a senior in 2007. He will be inducted into the Georgia Tech Sports Hall of Fame in October.

A two-time member of the ACC academic honor roll, Choice graduated from Tech in 2007 with a bachelor's degree in history, technology and society.

He married his wife, Rebecca, in February 2019.

### THE CHOICE FILE

#### PERSONAL

**Hometown** ..... Jonesboro, Ga.  
**Education** ..... Georgia Tech, 2007  
 (B.S. history, technology and society)  
**Family** ..... wife: Rebecca

#### PLAYING EXPERIENCE

2004.....RB, Oklahoma  
 2005-07 .....RB, Georgia Tech  
 2008-11 .....RB, Dallas Cowboys  
 2011.....RB, Washington Redskins  
 2011-13 .....RB, Buffalo Bills  
 2013.....RB, Indianapolis Colts

#### COACHING EXPERIENCE

2016.....Intern, Dallas Cowboys  
 2017.....Quality control assistant (offense), North Texas  
 2018.....Running backs, North Texas

**2019-pres. .... Running backs/  
 off. recruiting coordinator, Georgia Tech**







# MARCO COLEMAN

## DEFENSIVE ENDS / OUTSIDE LINEBACKERS

FLAGLER, 2015 • 3RD SEASON AT GEORGIA TECH

[@MARCOCOLEMAN\\_GT](#)

Georgia Tech Athletics Hall of Famer and two-time first-team all-American Marco Coleman returned to Tech in 2019 as defensive ends/outside linebackers coach.

Coleman, who played 14 seasons in the National Football League (1992-2005) after his hall-of-fame career at Georgia Tech (1989-91), joined the Yellow Jackets' coaching staff after spending the 2018 season as an assistant defensive line coach for the National Football League's Oakland Raiders.

Among Coleman's accomplishments in his first two seasons back at his alma mater, defensive end Jordan Domineck put together a gaudy 15.2% pressure rate in 2020, becoming one of only 24 Power Five conference players over the last three seasons with a pressure rate of 15% or higher.

A Dayton, Ohio native, Coleman racked up 27.5 sacks and 50 tackles for loss in just three seasons as an outside linebacker for the Yellow Jackets, which were both school records at the end of his playing career and remain ranked fourth in the program's all-time annals despite the fact that he played in only 34 collegiate games. He was named first-team all-America and all-Atlantic Coast Conference as a sophomore (1990) and junior (1991). As a sophomore in 1990, he led the ACC with 13 sacks and helped Georgia Tech claim its fourth national championship with an 11-0-1 campaign and a convincing 45-21 win over Nebraska in the Florida Citrus Bowl.

He left Georgia Tech following his junior season and was selected No. 12 overall by the Miami Dolphins in the 1992 NFL Draft. He went on to play 14 seasons in the NFL with the Dolphins (1992-95), San Diego Chargers (1996-98), Washington Redskins (1999-2001), Jacksonville Jaguars (2002), Philadelphia Eagles (2003) and Denver Broncos (2004-05). He was named Sports Illustrated's 1992 NFL Rookie of the Year after tallying 84 tackles and six sacks and went on to record 610 tackles, 65.5 sacks and 18 forced fumbles in 14 pro seasons. He earned a spot in the Pro Bowl after registering a career-high 12 sacks for the Redskins in 2000.

After retiring from the NFL following the 2005 campaign, Coleman began a career in finance, eventually becoming managing partner at Matador Financial. He returned to the NFL on a full-time basis in 2018 as the Raiders' assistant defensive line coach. His coaching experience also includes stints as a coaching fellow with the Philadelphia Eagles and defensive coordinator at Mandarin H.S. in Jacksonville, Fla., both in 2017.

Coleman majored in management as a student-athlete at Georgia Tech and completed coursework for a bachelor's degree in business from Flagler College in 2015. He was inducted to the GT Athletics Hall of Fame in 2001, his first year of eligibility. He and his wife, Katrina, have three children: Kabrione, Kennedy and Kenneth.

### THE COLEMAN FILE

#### PERSONAL

**Hometown** .....Dayton, Ohio.  
**Education** .....Flagler, 2015 (B.S. business administration)  
**Family** .....wife: Katrina; daughters: Kabrione & Kennedy;  
 son: Kenneth

#### PLAYING EXPERIENCE

1989-91 .....OLB, Georgia Tech  
 1992-95 .....DE/OLB, Miami Dolphins  
 1996-98 .....DE/OLB, San Diego Chargers  
 1999-2001 .....DE/OLB, Washington Redskins  
 2002.....DE/OLB, Jacksonville Jaguars  
 2003.....DE/OLB, Philadelphia Eagles  
 2004-05 .....DE/OLB, Denver Broncos

#### COACHING EXPERIENCE

2017.....Coaching fellow, Philadelphia Eagles  
 2017.....Defensive coordinator, Mandarin (Fla.) H.S.  
 2018.....Assistant defensive line, Oakland Raiders

**2019-pres. ....Outside linebackers/  
 defensive ends, Georgia Tech**





# KERRY DIXON

## WIDE RECEIVERS

HAMPTON, 2004 • 3RD SEASON AT GEORGIA TECH

[@COACH\\_K2](#)

A 13-year collegiate coaching veteran, Kerry Dixon is in his third season as Georgia Tech's wide receivers coach.

At Georgia Tech, Dixon has been instrumental in the Yellow Jackets' monumental transition from their previous option-based offensive scheme to a pro-style spread attack.

Most notably, Dixon developed wideout Jalen Camp into a National Football League Draft pick. Camp, who had only 12 career receptions and no touchdowns prior to Dixon's arrival in 2019, caught 29 passes and hauled in four touchdowns in 2020, en route to being selected by the Jacksonville Jaguars in the sixth round of the 2021 NFL Draft.

In his first season on The Flats, Dixon mentored true freshman wide receiver Ahmearon Brown, who tied Calvin Johnson's Georgia Tech freshman record with seven touchdown receptions.

Dixon came to Georgia Tech from Toledo, where he was running backs coach in 2018.

Prior to Toledo, he was the wide receivers coach at Florida from 2015-17, where he was named one of the nation's top 25 recruiters by Rivals. Dixon and Georgia Tech head coach Geoff Collins were on the Florida staff together in 2015 and 2016 (Collins served as the Gators' defensive coordinator).

In his lone season as running backs coach at Toledo, Dixon helped the Rockets compile the Mid-American Conference's No. 2 rushing offense (223.6 ypg) and earn a berth in the Makers Wanted Bahamas Bowl, while mentoring three different RBs (all underclassmen) that rushed for at least 500 yards on the season.

Prior to his arrival at Toledo, he spent three seasons as wide receivers coach at Florida, where he mentored two of the three freshmen to ever record 100-yard receiving games for the Gators (Antonio Callaway in 2015 and Tyrie Cleveland in 2016). Under Dixon's tutelage, Callaway, now a member of the NFL's Cleveland Browns, went on to become the third-fastest UF player to reach 1,000 career receiving yards (17 games).

Dixon's coaching career also includes successful stints as an assistant at Florida International (2014 – running backs), Florida Atlantic (2012-13 – running backs), Montana State (2010-11 – running backs), Stillman (2009 – offensive coordinator), Texas Southern (2008 – quarterbacks), Morgan State (2007 – quarterbacks) and Booker T. Washington H.S. in Houston, Texas (2005-06 – assistant coach).

A Houston native, Dixon played quarterback and wide receiver at Baylor (2000-01) and Hampton (2002-03). He made two starts at QB as a freshman at Baylor and was a team captain as a senior signal-caller at Hampton. He received a bachelor's degree in political science from Hampton in 2004. Dixon and his wife, Robin, have three children: Charlee, Kerry and Rylee.

### THE DIXON FILE

#### PERSONAL

**Hometown** .....Houston, Texas  
**Education** .....Hampton, 2004 (B.A. political science)  
**Family** .....wife: Robin; daughters: Charlee & Rylee;  
 son: Kerry

#### PLAYING EXPERIENCE

2000-01 .....QB/WR, Baylor  
 2002-03 .....QB, Hampton

#### COACHING EXPERIENCE

2005-06 .....Asst. coach, Booker T. Washington (Texas) H.S.  
 2007 .....Quarterbacks, Morgan State  
 2008 .....Quarterbacks, Texas Southern  
 2009 .....Offensive coordinator, Stillman  
 2010-11 .....Running backs, Montana State  
 2012-13 .....Running backs, Florida Atlantic  
 2014 .....Running backs, Florida International  
 2015-17 .....Wide receivers, Florida  
 2018 .....Running backs, Toledo  
**2019-pres. ....Wide receivers, Georgia Tech**





# LARRY KNIGHT

## DEFENSIVE LINE / DEFENSIVE RECRUITING COORDINATOR

CENTRAL MICHIGAN, 2010 • 3RD SEASON AT GEORGIA TECH

[@SIRKNIGHT95](#)

Larry Knight is in his third season as Georgia Tech's defensive line coach and defensive recruiting coordinator.

In his role as defensive recruiting coordinator, Knight has been instrumental in putting together consecutive highly ranked recruiting classes, including only the second top-25 class in Tech history in 2020. As defensive line coach, he played a big role in Georgia Tech ranking No. 2 nationally in fumble recoveries last season, as the Yellow Jackets' defensive linemen combined to force six fumbles and recover four.

Knight came to Georgia Tech from Temple, where he was a member of head coach Geoff Collins' staff for two seasons (2017-18).

Knight held many roles at Temple, initially joining Collins' staff as a quality-control assistant for defense and recruiting in 2017, then being elevated to director of player personnel in February 2018 before being promoted once again to outside linebackers coach/defensive recruiting coordinator a month later. In 2018, he was part of a defensive staff that helped Temple rank among the top four teams nationally in defensive touchdowns (8 – first), forced turnovers (31 – third), fumble recoveries (13 – third) and interceptions (18 – fourth) and among the American Athletic Conference's top three teams in total defense (second), passing defense (second), three-and-outs (second) and scoring defense (third).

No stranger to the Atlanta area, Knight also spent two seasons as outside linebackers coach at Georgia State (2015-16). His resume also includes stints at Tennessee (2013-14) and Cincinnati (2011-12).

Prior to his successful two-year stint at Temple, Knight served as the outside linebackers coach at Georgia State in 2015 and 2016. In 2015, he helped coach the most-improved defense in NCAA Division I FBS, as the Panthers allowed 15 points per game less than they did the season prior to his arrival and earned their first-ever bowl bid.

Knight also spent a total of four seasons working under his collegiate head coach, Butch Jones, first at Cincinnati (2011-12), then at Tennessee (2013-14).

As a graduate assistant (2013) and quality-control assistant (2014) at Tennessee, he worked directly with the Vols' defensive linemen and linebackers, including all-Southeastern Conference selections Derek Barnett and Curt Maggitt, who combined for 21 sacks in 2014 (the third-most by any duo in the nation), and helped put together a pair of top-five-ranked recruiting classes.

As a graduate assistant at Cincinnati (2011-12), he helped lead the Bearcats to back-to-back Big East championships and bowl victories.

Among the notable student-athletes that he has mentored over the course of his career are Derek Wolfe and John Hughes at Cincinnati (second- and third-round NFL draft picks, respectively), Barnett at Tennessee (first-round NFL draft pick and Super Bowl LII champion with the Philadelphia Eagles) and Sam Franklin at Temple (the first player in TU history to record a "defensive cycle" with a tackle for loss, sack, forced fumble, fumble recovery and interception in the same game).

Knight was an all-Mid-American Conference defensive end at Central Michigan from 2006-09, where he racked up 123 career tackles, 25 tackles for loss and 13.5 sacks and helped CMU to three MAC titles, four bowl berths and a No. 23 national ranking in 2009.

He earned a bachelor's degree in entrepreneurship and marketing from CMU in 2010.

### THE KNIGHT FILE

#### PERSONAL

**Hometown** ..... Augusta, Ga.  
**Education** ..... Central Michigan, 2010  
(B.S. entrepreneurship and marketing)

#### PLAYING EXPERIENCE

2006-09 ..... DE, Central Michigan

#### COACHING EXPERIENCE

2011-12 ..... Graduate assistant, Cincinnati  
2013 ..... Graduate assistant, Tennessee  
2014 ..... Quality control assistant (linebackers), Tennessee  
2015-16 ..... Outside linebackers, Georgia State  
2017 ..... Quality control assistant (defense/recruiting), Temple  
2018 ..... Outside linebackers/defensive recruiting coord./  
pro liaison, Temple

**2019-pres. .... Defensive line/  
def. recruiting coordinator, Georgia Tech**







## JEFF POPOVICH

### CORNERBACKS / DEFENSIVE SPECIAL TEAMS COORDINATOR

MIAMI (FLA.), 2000 • 3RD SEASON AT GEORGIA TECH

[@COACHPOPOVICH](#)

Jeff Popovich joined Georgia Tech's football staff in 2019 as cornerbacks coach and defensive special teams coordinator (kickoff and punt coverage).

As defensive special teams coordinator, Popovich played a big role in Georgia Tech ranking No. 2 nationally in net punting last season and Pressley Harvin III winning the Ray Guy Award as college football's top punter. Harvin would also become only the third unanimous All-American in Tech history and a seventh-round pick of the Pittsburgh Steelers in the 2021 National Football League Draft.

Also in 2020, Popovich's cornerbacks contributed to the Yellow Jackets ranking No. 2 nationally in fumble recoveries and No. 25 nationally in total takeaways by combining for five takeaways on the season. Most notably, Zamari Walton set a school record with his 93-yard fumble return for a touchdown against regular-season Atlantic Coast Conference champion Notre Dame.

In his first season as Yellow Jackets' cornerbacks coach, Popovich mentored an all-ACC selection in CB Tre Swilling. As defensive special teams coordinator, he oversaw a unit that blocked three kicks (tied for most in the ACC and 14th nationally) and improved its average kickoff return allowed by nearly six yards over the previous season (from 26.27 ypr in 2018 to 20.91 ypr in 2019).

Popovich has 16 years of coaching experience at the collegiate and professional levels, most recently as cornerbacks coach at Boise State in 2018. In his lone season on Boise State's staff, the Broncos ranked among the nation's top 40 teams in third-down defense (.311), takeaways (24), scoring defense (22.1 ppg) and total defense (355.9 ypg).

He and Georgia Tech head coach Geoff Collins first coached together as members of Florida International's staff in 2010 (Collins as defensive coordinator, Popovich as defensive backs coach), where they helped lead FIU to the school's first-ever Conference USA championship and bowl berth.

Popovich's 14-year career includes 12 seasons at the NCAA Division I FBS level at Boise State, UTSA (cornerbacks coach – 2013-15), Florida International (defensive backs – 2007-12) and his alma mater, Miami (Fla.) (graduate assistant – 2005-06). In addition to serving as DBs coach at FIU, Popovich was also the program's pro liaison for his entire six-season stint and was the Panthers' special teams coordinator in his final season (2012). He also spent two seasons with the NFL's Indianapolis Colts, first as an assistant to head coach Chuck Pagano in 2016, then as a defensive quality control assistant in 2017.

A Tucson, Ariz. native, Popovich walked on at Miami but became a major contributor for the Hurricanes as a defensive back and special teams standout, recording 154 tackles in 46 career games (1996-99). He was a three-time academic all-Big East honoree and went on to play professionally for the Tampa Bay Buccaneers (2000), NFL Europe's Barcelona Dragons (2001) and the Atlanta Falcons (2001).

Popovich earned bachelor's (biomedical engineering – 2000) and master's (international finance – 2007) degrees from Miami. He and his wife, Lara, have two daughters – Sayle and Copeleigh.

#### THE POPOVICH FILE

##### PERSONAL

**Hometown** ..... Tucson, Ariz.  
**Education** ..... Miami (Fla.), 2000 (B.S. biomedical engineering)  
 Miami (Fla.), 2007 (M.S. international finance)  
**Family** ..... wife: Lara; daughters: Sayle & Copeleigh


##### PLAYING EXPERIENCE

1996-99 ..... DB, Miami (Fla.)  
 2000 ..... DB, Tampa Bay Buccaneers  
 2001 ..... DB, Barcelona Dragons (NFL Europe)  
 2001 ..... DB, Atlanta Falcons

##### COACHING EXPERIENCE

2005-06 ..... Graduate assistant, Miami (Fla.)  
 2007-11 ..... Defensive backs/pro liaison, Florida International  
 2012 ..... DBs/special teams coordinator/pro liaison,  
 Florida International  
 2013-15 ..... Cornerbacks, UTSA  
 2016 ..... Assistant to the head coach, Indianapolis Colts  
 2017 ..... Quality control asst. (defense), Indianapolis Colts  
 2018 ..... Cornerbacks, Boise State

**2019-pres. .... Cornerbacks/defensive special teams coordinator, Georgia Tech**





# CHRIS WIESEHAN

## TIGHT ENDS / TACKLES / OFFENSIVE SPECIAL TEAMS COORDINATOR

WABASH, 1994 • 3RD SEASON AT GEORGIA TECH

@COACHWIESEHAN

One of the nation's most versatile offensive coaches, 27-year coaching veteran Chris Wiesehan is in his third season as Georgia Tech's tight ends and tackles coach, as well as offensive special teams coordinator (field goal/PAT/kickoff and punt returns).

Most notably, Wiesehan has overseen the return of tight ends to The Flats for the first time since 2007. His first group of Tech tight ends was led by Tyler Davis, who would go on to become the highest-drafted tight end in school history when he was selected in the sixth round of the 2020 NFL Draft by the Jacksonville Jaguars. Davis was the first Georgia Tech tight end to be drafted since 1992.

Wiesehan's 27 years of coaching includes experience at both the collegiate and professional levels. Prior to his arrival at Georgia Tech in 2019, Wiesehan spent five seasons at Temple, including the last two under current Tech head coach Geoff Collins. As the Owls' offensive line coach/run-game coordinator in 2018, all five of his regular starters – including two true-freshman tackles – earned all-Eastern College Athletic Conference (ECAC) recognition while paving the way for TU running back Ryquell Armstrong to rank second in the American Athletic Conference and 14th nationally in rushing (109.8 ypg).

In recognition of his efforts, Wiesehan was nominated for the 2018 Broyles Award, given to college football's top assistant coach.

His five years at Temple included four seasons as the Owls' offensive line coach (2014-15; 2017-18) and one as running backs coach (2016). In his lone season with TU's running backs, he coached the only pair of RBs in the nation to each rush for at least 900 yards and 13 touchdowns (Jahad Thomas and Armstrong).

Wiesehan's versatility as an offensive coach has been evident throughout his career, as he has coached every offensive position except for quarterback and had multiple players selected in the NFL Draft at each position during the course of his 25 years in the profession. In his five seasons at Temple alone (2014-18), eight of Wiesehan's pupils went on to play in the NFL, including 2017 second-round pick Dion Dawkins (Buffalo Bills).

In addition to his five years at Temple, his resume includes stints with Hawai'i (running backs/offensive line – 2012-13), the Canadian Football League's Winnipeg Blue Bombers (wide receivers – 2010-11), UCLA (tight ends – 2009), Syracuse (offensive line – 2007-08), James Madison (offensive line – 2006), the NFL's Tampa Bay Buccaneers (offensive assistant – 2005), Northern Arizona (wide receivers/offensive line – 2001-04), Buffalo (wide receivers/offensive line – 1999-2000), Notre Dame (tight ends – 1997-98), Purdue (tight ends – 1996) and Fort Hays State (wide receivers – 1994-95).

Wiesehan was an all-America wide receiver at Wabash (Ind.) College from 1990-93 and still holds the NCAA Division III national record for all-purpose yards per play in a career (16.0 – 4,825 total yards in 301 plays). He graduated from Wabash in 1994 with a bachelor's degree in English and was inducted into the school's athletics hall of fame in 2014. He has also coached five student-athletes that have been inducted into various halls of fame — Matt Light (New England Patriots HOF), Terence Edwards (Winnipeg Blue Bombers HOF), Clarence Moore (Northern Arizona University HOF), Drew Haddad (University at Buffalo HOF) and Lance Schwindt (Fort Hays State HOF).

A St. Louis, Mo. native, Wiesehan and his wife, Renee, have a son, Colton.

### THE WIESEHAN FILE

#### PERSONAL

**Hometown** ..... St. Louis, Mo.  
**Education** ..... Wabash, 1994 (B.A. English)  
**Family** ..... wife: Renee; son: Colton

#### PLAYING EXPERIENCE

1990-93 ..... WR, Wabash

#### COACHING EXPERIENCE

1994-95 ..... Wide receivers, Fort Hays State  
1996 ..... Tight ends, Purdue  
1997-98 ..... Tight ends, Notre Dame  
1999 ..... Wide receivers, Buffalo  
2000 ..... Offensive line, Buffalo  
2001, 2004 ..... Wide receivers, Northern Arizona  
2002-03 ..... Offensive line, Northern Arizona  
2005 ..... Offensive assistant, Tampa Bay Buccaneers  
2006 ..... Offensive line, James Madison  
2007-08 ..... Offensive line, Syracuse  
2009 ..... Tight ends, UCLA  
2010-11 ..... Wide receivers, Winnipeg Blue Bombers (CFL)  
2012 ..... Offensive line/run game coordinator, Hawai'i  
2013 ..... Running backs, Hawai'i  
2014-15 ..... Offensive line, Temple  
2016 ..... Running backs, Temple  
2017-18 ..... Offensive line/run game coordinator, Temple  
**2019-pres. .... Tight ends/offensive special teams coordinator, Georgia Tech**





## PATRICK SUDDES

### GENERAL MANAGER

ALABAMA, 2005

3RD SEASON AT GEORGIA TECH

[@PATRICKSUDDES](#)

Patrick Suddes, an Atlanta native who has become Georgia Tech football's general manager in 2019. Suddes' responsibilities include directing the Yellow Jackets' recruiting office and roster management.

In his first two years with at Tech, Suddes has overseen the recruiting efforts that led to consecutive nationally lauded recruiting classes. Georgia Tech's 2020 class was ranked No. 24 nationally by *Rivals*, which marked only the second time in school history and the first time in 13 years that Tech landed a top 25 recruiting class. The Yellow Jackets' 2021 class is also a top-20 class when including the rankings of 11 highly ranked transfers. In all, Georgia Tech has added 18 four- or five-star recruits and 13 of the 45 highest-ranked recruits in program history (according to *247Sports*) since Suddes was named general manager in January 2019.

Suddes, who has worked exclusively with Power Five conference programs and NFL organizations over the course of his 16-year career, arrived at Georgia Tech after three seasons at Auburn (2016-18), first as the Tigers' director of player personnel, then as assistant A.D. for football. In his role at Auburn, he oversaw player personnel and worked directly with head coach Gus Malzahn on roster management.

Prior to his three-year stint at Auburn, Suddes spent two seasons as assistant A.D. for recruiting at Arizona State, one season as director of player personnel at Texas (2013) and six seasons as associate director of football operations at Alabama (2007-13). He worked with Georgia Tech head coach Geoff Collins at Alabama, when Collins was the Crimson Tide's director of player personnel in 2007.

Before his arrival at Alabama, Suddes also worked under head coach Nick Saban with the Miami Dolphins, first as a defensive assistant (2005), then as an offensive assistant (2006). His career began under Saban as a recruiting intern at LSU in 2004.

Suddes graduated from Marist H.S. in Atlanta, before attending Alabama, where he earned a bachelor's degree in business management in 2005. He and his wife, Rachel, have a son, Lawson, and a daughter, Lucy.



## LEWIS CARALLA

### HEAD FOOTBALL STRENGTH AND CONDITIONING COACH

DEFIANCE, 2008

3RD SEASON AT GEORGIA TECH

[@LEWISCARALLA](#)

With 13 years of experience and having previously served as the head strength and conditioning coach for three different NCAA Division I FBS programs, Lewis Caralla is in his third season as head football strength and conditioning coach at Georgia Tech.

Even prior to coming on board head coach Geoff Collins' staff in 2019, Caralla was familiar with Georgia Tech, as he previously served as an assistant strength and conditioning coach for the Yellow Jackets in 2010-11, working with the Jackets' football program and directing the strength program for Tech's nationally ranked golf team.

Prior to his return to The Flats in '19, Caralla spent the 2018 season as the head strength and conditioning coach at Buffalo, where he was named Football Scoop's Strength Coach of the Year. In his lone season at Buffalo, Caralla helped turn around a team that went 8-16 over the previous two years into a squad that won the MAC East Division championship and earned the program's first bowl berth since 2013 (and third all-time).

Before his one season at Buffalo, Caralla was director of strength and

conditioning at Louisiana-Lafayette (2016-17) and North Texas (2015). His career also includes stints as an assistant strength and conditioning coach at Michigan (2012-14), Mississippi State (2011) and Georgia Tech (2010-11), a graduate assistant at Mississippi State (2009-10) and an intern at Virginia (2008) and South Florida (2007). During his one season as a full-time assistant at Mississippi State in 2011, he worked on the Bulldogs' football staff with Collins, who was MSU's co-defensive coordinator.

Originally from Tarpon Springs, Fla., Caralla was a two-time all-conference running back at Defiance (Ohio) College, where he also earned academic all-conference accolades twice and graduated with a bachelor's degree in wellness and corporate fitness in 2008. He earned a master's degree in kinesiology from Mississippi State in 2010.

Caralla and his wife, Lori, have three children: Marshall, Ali and Ava.



## RYAN HORTON

### DIRECTOR OF APPLIED SPORTS SCIENCE

OTTERBEIN, 2007

3RD SEASON AT GEORGIA TECH

[@COACHRYANHORTON](#)

Ryan Horton is in his third season as Georgia Tech's director of applied sports science. In his role, Horton assists head football strength and conditioning coach Lewis Caralla in applying scientific and innovative methods to the Yellow Jackets' strength-and-conditioning program.

Prior to his arrival at Georgia Tech in 2019, Horton spent two seasons at Temple as assistant strength and conditioning coach, working directly with head coach Geoff Collins' football program.

In addition to his two seasons at Temple, Horton also worked with Collins when Collins was the defensive coordinator at Florida International in 2010. Horton was an assistant strength and conditioning coach at FIU for a total of five years (2008-12) and helped the teams he worked directly with (football, women's basketball, volleyball and men's and women's track and field) win five conference championships in five years.

Prior to rejoining Collins at Temple, Horton was the director of strength and conditioning at Elon for three years (2014-16), where he oversaw the strength-and-conditioning program for the Phoenix's 17 sports.

His coaching experience also includes four years as an assistant strength and conditioning coach at Tennessee (2004-08), where he worked with five first-round NFL draft picks and two men's tennis all-Americans.

Away from collegiate sports, Horton has served as director of strength and conditioning at Elkin Sports Performance in Richmond, Va. (2012-14), as well as a trainer at D1 Sports Training in Knoxville, Tenn. and head strength and conditioning coach for the Christian Academy of Knoxville.

A four-year football letterwinner at Otterbein (Ohio) College, Horton earned a bachelor's degree in health and fitness promotions from Otterbein in 2004.

He and his wife, Jennifer, have two dogs: Chompers and Mia.



## SEAN BOYLE

### PLAYER DEVELOPMENT COACH

TEMPLE, 2012

1ST SEASON AT GEORGIA TECH

Sean Boyle is in his first year as a player development coach for Georgia Tech football.

Boyle came to Georgia Tech from Colorado State, where he spent 2020 as an assistant strength and conditioning coach. Prior to his one season at Colorado State, he was a graduate assistant strength and conditioning coach at his alma mater, Temple, for the 2019 season. He also



has six years of experience as a private personal trainer and performance coach.

Boyle played collegiate at Temple from 2008-13, appearing in 36 games as an offensive lineman and helping lead the Owls to their first bowl berth in 30 years in 2009. He was a member of the Temple and Mid-American Conference academic honor rolls and was named to the Big East Conference all-academic team in 2012.

The brother of Georgia Tech football research and analytics coordinator Pat Boyle, Boyle earned two degrees from Temple – a bachelor's in kinesiology and exercise science in 2012 and a master's in kinesiology in 2014.



**THOMAS GORDON**  
**PLAYER DEVELOPMENT COACH**  
 MICHIGAN, 2013  
 1ST SEASON AT GEORGIA TECH

Thomas Gordon is in his first season as player development coach at Georgia Tech, working specifically with the Yellow Jackets' football program.

Gordon comes to The Flats after spending the past three years as a performance coach at Performance 80 Fitness in Detroit, where he helped train some of the most talented athletes in the state of Michigan. He began his career in strength and conditioning after a four-year professional football playing career, beginning with two seasons with the New York Giants (2014-15), followed by a season with the Canadian Football League's Toronto Argonauts (2016).

Gordon played collegiately at Michigan, where he played in 47 games and made 38 starts at safety from 2010-13. He compiled 229 tackles, including 11.5 for loss and three sacks, to go along with six interceptions, four forced fumbles and four fumble recoveries over four seasons with the Wolverines.

He earned a bachelor's degree from Michigan in 2013.



**GARY WILKINS**  
**PLAYER DEVELOPMENT COACH**  
 FURMAN, 2014  
 1ST SEASON AT GEORGIA TECH

Gary Wilkins is in his first season as a player development coach at Georgia Tech, working specifically with the football program.

Wilkins returns for his second stint with Tech football after serving as the director of athletic strength and conditioning at nearby Morehouse College for the past year. He previously served as a member of the Yellow Jackets' football video operations staff for a year in 2018-19. His professional experience also includes one season as a graduate assistant strength and conditioning coach at Georgia State (2019) and one season as an on-field assistant coach at Easley (S.C.) H.S. in 2016.

An Atlanta-area native, Wilkins played collegiately at Furman from 2011-14, where he was a two-time all-Southern Conference defensive lineman, including earning first-team honors as a senior. He registered 294 tackles, 37.5 tackles for loss, 15 sacks, two interceptions (both returned for touchdowns, including a 98-yarder), four forced fumbles and two fumble recoveries in his four seasons with the Paladins. He went on to earn a training camp invitation with the Oakland Raiders as an undrafted free agent in 2015 and played for two seasons with the Saskatchewan Roughriders in the Canadian Football League.

The son of Georgia Tech football letterwinner Gary Wilkins, Wilkins earned a bachelor's degree in communication and media studies from Furman in 2014.



**SCOTT WALLACE**  
**DIRECTOR OF**  
**FOOTBALL OPERATIONS**  
 CALIFORNIA (PA.), 2011  
 3RD SEASON AT GEORGIA TECH  
 @SWALLACE\_DFO

Scott Wallace became Georgia Tech's director of football operations in 2019. In his role, Wallace directs day-to-day operations of the football program and is responsible for the overall management of the football budget, team travel, bowl game coordination and the @CoachCollins Football Camps. He also serves as the liaison between the football program and several areas within the Georgia Tech athletics department, including marketing, development, compliance, equipment and facility operations.

Wallace came to Georgia Tech from Temple, where he spent five seasons (2014-18), including the last four as director of football operations (the final two under Georgia Tech head coach Geoff Collins). Wallace began his stint at TU as the football program's coordinator of internal operations.

Wallace's professional career also includes stints at Delaware (assistant to the director of football operations – 2012-13) and his alma mater, California (Pa.), where he worked in the development department from 2010-11. He has also held roles with the Washington Wild Things minor-league baseball team and served as a high school basketball assistant coach.

After beginning his collegiate career at UMass, Wallace played quarterback and defensive back at California (Pa.) from 2009-11. He earned a bachelor's degree in sports management from the school in 2011.

Wallace and his wife, Starrie, have a dog, Roscoe.



**PAT BOYLE**  
**FOOTBALL RESEARCH AND**  
**ANALYTICS COORDINATOR**  
 TEMPLE, 2012  
 3RD SEASON AT GEORGIA TECH  
 @PAT\_BOYLEGT

Pat Boyle joined Georgia Tech's football staff in 2019 as football research and analytics coordinator. In his role, Boyle collects and analyzes data to assist in all aspects of the Yellow Jackets' football program, including game-planning, in-game strategy and recruiting.

Boyle came to The Flats from Temple, where he performed similar duties as a strategic specialist under head coach Geoff Collins in 2017-18. Prior to Collins' arrival at Temple in 2017, Boyle had spent the previous two seasons (2015-16) as a graduate assistant working in operations and strength and conditioning for the Owls while earning a master's degree in sports business. He also volunteered in TU's weight room during the 2014 campaign.

Boyle was a four-year letterwinner and two-year starter on the offensive line at Temple from 2008-11, earning first-team all-Mid-American Conference recognition as a senior in 2011. He also earned a slew of academic honors, including being named the 2012 PNC Male Student-Athlete of the Year, receiving the 2012 Owl Club Award and being a three-year member of TU's Athletic Director's Honor Roll. He was selected to play in the 2012 NFLPA Collegiate Bowl and played professionally for the Detroit Lions and Washington Redskins.

A Baltimore, Md. native, Boyle earned bachelor's (2012) and master's (2017) degrees from Temple. He married his wife, Ally, in June 2018.



## **WILL GLOVER**

### **QUALITY CONTROL SPECIALIST/ OFFENSE**

CLAYTON STATE, 2009  
3RD SEASON AT GEORGIA TECH  
**@COACHGLOVER\_GT**

Former Georgia Tech football standout Will Glover returned to The Flats in 2019 as an offensive quality control specialist.

One of the most successful wide receivers in Georgia Tech history, Glover returned to Atlanta after spending the previous four seasons as wide receivers coach at Bethune-Cookman (2015-18). In his four seasons at B-C, he coached a pair of all-Mid-Eastern Athletic Conference wideouts, including first-team honoree Jawill Davis, who went on to sign a free-agent contract with the NFL's New York Giants. His coaching career also includes two seasons at UCF, first as an offensive quality control assistant in 2013, then as a graduate assistant in 2014. In his two seasons at UCF, the Knights produced three receivers that would go on to play in the NFL, including first-round draft pick Breshad Perriman (2015 – Baltimore Ravens).

As a student-athlete at Georgia Tech (1999-2002), Glover caught 122 passes for 1,316 yards for the Yellow Jackets, which still rank sixth and 13th in program history, respectively. The Jackets made four bowl appearances in his four seasons and ranked No. 1 in the country in total offense during his freshman campaign (509.0 ypg in 1999). His time as a student-athlete at Tech coincided with head coach Geoff Collins' first tenure with the Yellow Jackets, as a graduate assistant in 1999-2000, then as tight ends coach in 2001. Glover went on to sign as a priority free agent with the National Football League's New York Jets in 2013.

The Tampa, Fla. native earned a bachelor's degree in marketing from Clayton State in 2009. He and his wife, Dr. Rosalind Glover, have two daughters: Ariyah and Amirah.



## **MIKE GREGORY**

### **ANALYST/OFFENSE**

UCF, 2009  
3RD SEASON AT GEORGIA TECH  
**@COACHGREGGT**

Mike Gregory is in his first season as an offensive analyst and his third season overall as a member of the Georgia Tech football staff. From 2019-20, he served as an associate director of player personnel for the Yellow Jackets.

Gregory came to Georgia Tech in June 2019 after spending the 2018 season as assistant head coach, special teams coordinator and quarterbacks coach at Lyon College in Tampa, Fla.

Prior to moving to the collegiate level, Gregory spent nine seasons on the coaching staff at Tampa Catholic H.S., including five seasons as head coach (2013-17). As head coach, he compiled an overall record of 36-21 and won three district championships and two regional titles. His teams earned two berths in the Florida Class 3A state semifinals (2013 and 2015), losing to the eventual state champion in both semifinal appearances.

Before being promoted to head coach, he was Tampa Catholic's offensive coordinator and quarterbacks coach for four seasons (2009-12). During his first season on the staff, he helped lead TCHS to an appearance in Florida's 2009 2B state championship game. In all, he coached 15 NCAA Division I FBS signees during his nine seasons at Tampa Catholic and 27 student-athletes that played for him as head coach went on to play college football.

Gregory began his coaching career as quarterbacks coach at University H.S. in Orlando, Fla., from 2006-08. He graduated from the University of Central Florida in 2009.



## **ANTHONY PARKER**

### **ANALYST/DEFENSE**

TENNESSEE, 2008  
3RD SEASON AT GEORGIA TECH  
**@COACH\_AP\_GT**

Former All-American Anthony Parker joined Georgia Tech's football staff as a defensive analyst in 2019.

Parker came to The Flats after three seasons as the offensive line coach at Norfolk State (2015-17). His coaching career also includes stints as an offensive quality control assistant at his alma mater, Tennessee (2013-14), and an offensive graduate assistant at Mississippi State (2011-12) and Morgan State (2009-10). At Mississippi State, he served on the same staff as current Georgia Tech head coach Geoff Collins, who was MSU's co-defensive coordinator in '11-12.

Parker helped Mississippi State reach two bowl games in his two seasons with the Bulldogs and helped lift Tennessee to a berth in the TaxSlayer Bowl following the 2014 season.

He was a four-year letterwinner and three-year starter on the offensive line at Tennessee from 2005-08, primarily at guard. He earned second-team Associated Press All-America recognition as a junior in 2007 and was a two-time all-Southeastern Conference selection (first-team in 2007, second-team in 2008).

A Jonesboro, Ga. native, Parker earned a bachelor's degree in political science and sociology from Tennessee in 2008.



## **TIM CONNER**

### **ANALYST/SPECIAL TEAMS**

MARYVILLE, 2011  
3RD SEASON AT GEORGIA TECH  
**@COACH\_CONNER**

Tim Conner joined Georgia Tech's football staff as a special teams analyst in 2019.


Conner came to Tech from Temple, where he spent two seasons (2017-18) as an offensive analyst and operations assistant under Georgia Tech head coach Geoff Collins.

Prior to joining Collins' staff at Temple, Conner spent two seasons as at Huntington College in Montgomery, Ala., first as running backs/H-backs coach (2015), then as wide receivers coach (2016). He played a key role in Huntington winning back-to-back USA South Atlantic Conference championships in 2015 and '16, as well as setting a school record with 2,936 rushing yards and tying a program record with 33 rushing touchdowns in 2015. He coached two all-conference honorees with the Hawks.

His coaching career also includes stints at Marietta (Ohio) College (running backs/fullbacks in 2013, receivers and assistant recruiting coordinator in '14) and Centre (Ky.) College (running backs/fullbacks in 2012). He also served as the quarterbacks coach and passing game coordinator at Tavares (Fla.) H.S. in the winter and spring of 2012.

Conner played quarterback at Maryville (Tenn.) College, where he was a team captain as a senior and ranked among the school's all-time top six in six different passing categories at the end of his career. He graduated from Maryville in 2011 with a bachelor's degree in physical education.

He and his wife, Aimee, were married in February 2021.



**JOE BATTAGLIA**  
**GRADUATE ASSISTANT**  
COASTAL CAROLINA, 2014  
3RD SEASON AT GEORGIA TECH  
@COACHJBATTAGLIA

Joe Battaglia is in his third year at Georgia Tech and his second season as a graduate assistant coach under head coach Geoff Collins. In his role, Battaglia works closely with the Yellow Jackets' quarterbacks.

Battaglia served as an offensive analyst at Georgia Tech in 2019. He came to Tech after two seasons on Collins' staff at Temple.

Battaglia was also as an offensive graduate assistant under Collins at Temple. He has also worked under Georgia Tech offensive coordinator Dave Patenaude for the past nine seasons, first as an undergraduate assistant at Coastal Carolina (2011-14), then as an analyst at CCU (2015-16), a G.A. at Temple (2017-18) and an analyst at Tech (2019).

During Battaglia's time at Temple, the Owls posted two of the three highest single-season passing totals in school history and scored the most points in school history in 2018. While he was at CCU, the Chanticleers set nearly every offensive record in school history, including single-season scoring, total offense, rushing yards and passing yards.

A Syracuse, N.Y. native, Battaglia played football as a freshman at Hartwick (N.Y.) college in 2010 before sustaining an injury and transferring to Coastal Carolina. He graduated from CCU in 2014 with a bachelor's degree in business administration.



**NATHAN BROCK**  
**GRADUATE ASSISTANT**  
OHIO STATE, 2020  
1ST SEASON AT GEORGIA TECH  
@NATEBROCK50

Nathan Brock is in his first season as a graduate assistant coach at Georgia Tech. Brock comes to Georgia Tech from Ohio State, where he was an offensive lineman for the Buckeyes the past five seasons (2016-20).

At Tech, Brock works closely with the Yellow Jackets' offensive linemen.

Brock graduated from Ohio State in December 2020 with a bachelor's degree in communications analysis and practices.

The Powell, Ohio native graduated from Olentangy Liberty H.S., where he played football for four years and basketball for two years.



**ALEC BROWN**  
**GRADUATE ASSISTANT**  
AUBURN, 2017  
1ST SEASON AT GEORGIA TECH  
@COACHALECBROWN

Alec Brown is in his first season as a graduate assistant coach at Georgia Tech. Brown brings four years of coaching experience to The Flats, where he will work closely with the Yellow Jackets' linebackers.

Brown comes to Georgia Tech from Louisiana-Monroe, where he spent the spring as a graduate assistant on head coach Terry Bowden's initial ULM staff. Prior to his brief stint at ULM, Brown served one year (2020) as a defensive quality control coach at Eastern Kentucky. His collegiate coaching experience also includes one season (2019) as a graduate assistant and outside linebackers coach at Murray State.

Prior to joining the collegiate coaching ranks, Brown spent two seasons at the high school level in Alabama — first as the varsity defensive line

coach and junior varsity head coach/defensive coordinator at Loachapoka High School in 2017, then as varsity defensive line coach, special teams coach and junior varsity defensive coordinator at Pinson Valley High School in 2018. In his lone season at Pinson Valley, he helped the Indians capture the Alabama 6-A state championship.

Brown played two seasons (2014-15) as a defensive end/outside linebacker at Auburn, where he earned a bachelor's degree in history with a minor in kinesiology in 2017. He was a member of the Southeastern Conference Academic Honor Roll in 2014 and '15.



**BRENTEN WIMBERLY**  
**GRADUATE ASSISTANT**  
KENNESAW STATE, 2018  
2ND SEASON AT GEORGIA TECH  
@COACHWIMBERLY

Brenten Wimberly is in his second season as a defensive graduate assistant at Georgia Tech. In his role, Wimberly works closely with the Yellow Jackets' defensive backs.

Wimberly came to Tech from nearby Kennesaw State, where he spent the previous four seasons as a football student-athlete (2016-17) and defensive graduate assistant (2018-19).

Wimberly appeared in 25 games as a linebacker over his final two collegiate seasons at Kennesaw State. He racked up 63 tackles, 1.5 sacks, an interception and a fumble recovery in two seasons, and helped lead the Owls to a Big South Conference championship and the quarterfinals of the NCAA Division I FCS playoffs as a senior in 2017.

After earning a bachelor's degree in integrative studies, Wimberly transitioned into a graduate assistant role at his alma mater, working primarily with the Owls' safeties and nickel backs. He helped lead KSU to another Big South title (2018) and two more FCS playoff berths (2018 and '19) as a G.A.

Wimberly transferred to Kennesaw State after spending his first two collegiate seasons at Georgia Military College. In his first season at KSU (2016), his linebackers coach was current Georgia Tech defensive coordinator Andrew Thacker.

A Georgia native, Wimberly was an honorable mention all-state performer at Westover H.S. in Albany, Ga.



**CARINA HARGREAVES**  
**DIRECTOR OF ON-CAMPUS RECRUITING**  
FLORIDA, 2014  
3RD SEASON AT GEORGIA TECH  
@CARINAH\_GT

Carina Hargreaves joined Georgia Tech's football staff as the director of on-campus recruiting in 2019.

Hargreaves came to Tech after three years on the football staff at South Carolina. She spent her first two seasons at South Carolina as coordinator of defensive operations (2016-17) before being promoted to coordinator of football administration for her final season with the Gamecocks (2018).

Prior to her three years at South Carolina, Hargreaves was an intern for Florida's football program for two seasons while attaining a master's degree from UF. Her responsibilities with the Gators largely centered around on-campus recruiting and her second season with the program coincided with Georgia Tech head coach Geoff Collins' first campaign as Florida's defensive coordinator.

Hargreaves also attended Florida as an undergrad from 2010-14 and was a member of the Gators' competitive cheerleading squad. She gained her first experience with the football program during the final three years of her undergrad studies, when she served as a student recruiting assistant.



She earned both bachelor's (B.S. sports and fitness administration/management – 2014) and master's (M.S. sports and fitness administration/management – 2015) degrees from UF.

Hargreaves' brother, Vernon, played at Florida from 2013-15, where he was a two-time All-America cornerback (coached by Collins in 2015) and the No. 11 pick by the Tampa Bay Buccaneers in the 2016 National Football League Draft. He currently plays for the Houston Texans.



## THOMAS GUERRY

**ASSOCIATE DIRECTOR/  
PLAYER PERSONNEL**

MISSISSIPPI STATE, 2008  
3RD SEASON AT GEORGIA TECH

[@THOMASGUERRY](#)

Thomas Guerry joined Georgia Tech football in 2019 as an associate director of player personnel.

Guerry, who spent the previous fifteen years at Power Five conference programs, came to The Flats after five seasons as director of recruiting operations for football at ACC rival Virginia Tech (2014-18). At Virginia Tech, he coordinated on campus recruiting, oversaw summer camps and managed day-to-day recruiting operations. Guerry was also instrumental in improving the program's digital media and graphic design presence within recruiting.

Prior to Virginia Tech, Guerry spent four seasons at Georgia, first in football operations (2010), then as a football recruiting assistant (2011-2013). At Georgia, he assisted with player personnel, on campus recruiting, and social media efforts.

Before his arrival at Georgia, Guerry worked five seasons within the athletic department at Mississippi State as a student manager and trainer (2005-2010).

A Canton, Mississippi native, Guerry attended Mississippi State, where he earned a degree in business administration in 2008 and an MBA with a minor in sport administration in 2010. He and his wife, Amanda, live in Atlanta with their dog, Georgia. Amanda is an academic coordinator on Georgia Tech athletics' student services staff.



## ERRIN JOE

**ASSOCIATE DIRECTOR/  
PLAYER PERSONNEL**

GEORGIA TECH, 2014  
3RD SEASON AT GEORGIA TECH

[@E\\_JAY75](#)

After three seasons as a graduate assistant coach, former Yellow Jacket Errin Joe has moved into a full-time role with Georgia Tech's football staff as associate director of player personnel.

Joe started 16 games over his final two seasons as a Yellow Jacket (2014-15). He started the final seven games of the 2014 campaign at right tackle, helping anchor an offensive front that led the nation in rushing with a school record 342.1 yards per game and allowed just 0.79 sacks per game, good for second nationally.

He returned to The Flats after spending the 2017 season as quality-control assistant at Florida International University. Following the end of his playing career, he spent the 2016-17 academic year as an English teacher at his high school alma mater, Lake Gibson H.S. in Lakeland, Fla.

Joe needed just three-and-a-half years to earn a bachelor's degree in literature, media and communication from Georgia Tech, graduating in December 2014. He studied economics while completing his final season of athletic eligibility in 2015. He earned a master's degree in building construction from Georgia Tech in December 2020.



## IAN MCFARLAND

**BRAND MANAGER**

NORTH TEXAS, 2019  
1ST SEASON AT GEORGIA TECH

[@IANRMCFARLAND](#)

Ian McFarland has been tabbed as Georgia Tech football's new brand manager, head coach Geoff Collins announced on Thursday. McFarland comes to The Flats with significant experience in elevating the brand of major college football programs, including Atlantic Coast Conference rival Louisville and national power Notre Dame.

In his role, McFarland will manage Georgia Tech football's brand and promote the Yellow Jackets' culture, primarily through the program's various social media platforms.

McFarland comes to Tech from Louisville, where he spent the past year (2020) as a graphic designer in the Cardinals' football recruiting office. Prior to that, he spent a year at Notre Dame (2019) as a football social media and design assistant for the Fighting Irish. In both roles, he worked directly with the programs' recruiting directors to elevate the visual brand and awareness of their programs for current and future student-athletes and fans.

McFarland got his start in Division I football at his alma mater, North Texas, where he served as a student graphic designer for two years (2017-19). At UNT, he worked alongside Georgia Tech's current running backs coach and offensive recruiting coordinator Tashard Choice.

McFarland graduated from UNT with a bachelor of business administration degree in 2019 and is in the process of earning a master's degree in sports administration from Louisville.



## DR. ANGELO GALANTE

**ASSOCIATE A.D./SPORTS MED./  
CHIEF MEDICAL OFFICER**

HEIDELBERG, 1985  
25TH SEASON AT GEORGIA TECH

Angelo Galante, M.D., head team physician for Georgia Tech football since 1997, was named Tech's first-ever associate athletics director for sports medicine/chief medical officer in 2018.

In his role, Dr. Galante oversees all of Georgia Tech athletics' medical services for student-athletes. He has provided medical care for Georgia Tech student-athletes as team physician, as well as all GT students as a staff physician at the Institute's Stamps Health Services center, since his arrival at Tech in '97.

Prior to coming to Atlanta, Galante served as team physician for the Canisius College ice hockey program (1994-97), the Buffalo Blizzard (professional indoor soccer - 1994-97) and the Buffalo Stampede (professional roller hockey - 1994-95), while also practicing as a family and primary care orthopedic/sports medicine provider in his hometown of Buffalo, N.Y.

Galante was a soccer student-athlete at Heidelberg (Ohio) College, where he graduated with honors in 1985. He went on to attend medical school at Albany (N.Y.) Medical College and served a family practice residency at the University at Buffalo (1990-93) and a sports medicine fellowship at the Hughston Sports Medicine Clinic in Columbus, Ga. (1993-94).

Galante and his wife, Danielle (also from Buffalo), have three children: Faustino, Francesco and Giuliana.



**MARK SMITH**  
**HEAD FOOTBALL**  
**ATHLETIC TRAINER**  
 SUNY-BROCKPORT, 2010  
 11TH SEASON AT GEORGIA TECH

Mark Smith is in his 11th overall season as a member of Georgia Tech's sports medicine staff and his third year as the Yellow Jackets' head football athletic trainer. In his role, he oversees the day-to-day care of Georgia Tech's football student-athletes.

He was promoted to head football athletic trainer in 2018 following the retirement of longtime head athletic trainer Jay Shoop.

Smith, who served as a graduate assistant athletic trainer at Georgia Tech from 2010-12, returned to The Flats as an assistant athletic trainer in 2013, following a short stint in the same role at Georgia State. Prior to his time at Georgia State, he completed a year-long internship with the Buffalo Bills.

During his two years as a G.A. at Tech, his duties consisted primarily of working with swimming and diving and assisting with football.

His professional experience also includes a summer internship with the Pittsburgh Steelers in 2010.

Smith is a NATABOC certified athletic trainer and a member of the National Athletic Trainers' Association, Southeast Athletic Trainers' Association, the Georgia Athletic Trainers' Association and he is licensed by the state of Georgia as an athletic trainer.

A native of Rochester, N.Y., Smith earned his bachelor's degree in athletic training from The College at Brockport, a State University of New York in 2010.

He is married to the former Ashley Reid. The couple has two children, Brady and Remy.



**LEAH THOMAS**  
**ASSISTANT A.D./ STUDENT-**  
**ATHLETE DEVELOPMENT**  
 CHATTANOOGA, 1999  
 19TH SEASON AT GEORGIA TECH  
 @GTSPTNUTRITION

Leah Thomas is Georgia Tech's assistant athletics director for student-athlete development and sports nutritionist for the Yellow Jackets' football program.

A member of the Georgia Tech athletics staff since 2003, she came to The Flats as director of nutrition in 2003 and became the director of total person support services and sports dietitian in 2008. She was promoted to assistant A.D. in 2018.

As Georgia Tech's sports nutritionist, she conducts nutrition counseling and develops meal plans for optimal health and performance for student-athletes. Additionally, she supplies and maintains the supply of extra supplements and snacks that the student-athletes rely on daily.

In addition to her work at Georgia Tech, Leah has authored a chapter in the fourth edition of Sports Nutrition: A Guide for the Professional Working with Active People. She also writes a monthly nutrition column for "Wing-foot", an Atlanta Track Club publication, and has led nutrition education sessions for professional athletes, including as a presenter for the Atlanta Falcons' rookie education program, Falcons U. She is a board-certified specialist in sports dietetics by the American Dietetic Association and is the Atlantic Coast Conference's representative to the Collegiate Professional Dietitians Association (CPSDA). In 2019, she was named a finalist for the Atlanta Business Chronicle's Health Care Heroes awards.

Thomas also supervises Georgia Tech's Total Person Program, which provides student-athletes with enrichment sessions, community service projects, sports vision services, counseling services, physiology testing

and sports nutrition. Additionally, she serves as the advisor to Tech's Student-Athletic Advisory Board.

A 1999 graduate of the University of Tennessee at Chattanooga with a bachelor's degree in nutrition, she was a top cross country and track competitor for the Mocs. Thomas earned her master's degree in exercise science from Georgia State in 2003. A registered dietitian, she became a board-certified specialist in Sports Dietetics by the American Dietetic Association in 2006.

The Oak Ridge, Tenn., native is a member of the Atlanta Track Club and was a 2004 U.S. Olympic Marathon Trials qualifier and competitor. She and her husband Dwight have three children: Mazie Ruth, Bowen and Marney.



**PUNT WINDHAM**  
**ASSISTANT**  
**EQUIPMENT MANAGER**  
 GEORGIA TECH, 1994  
 19TH SEASON AT GEORGIA TECH

Georgia Tech alum Punt Windham is in his 19th season as assistant equipment manager at his alma mater.

Windham, a certified equipment manager, conducts the day-to-day operations of the football equipment room, including handling and ordering equipment and uniforms, maintenance of equipment and travel logistics. He has been in a full-time role at his alma mater since 2003.

Prior to his return to The Flats, Windham spent eight years at the University of Texas (1995-2002), where he served as the Longhorns' head baseball equipment manager and assistant football equipment manager. He was a part of two College World Series appearances at Texas (2000 and 2002), with the Longhorns winning the national championship in '02.

A Lilburn, Ga. native, Windham graduated from Georgia Tech in 1994 with a bachelor's degree in industrial engineering. He was a student manager for the Yellow Jackets' football team during his time as an undergrad, which included Tech's fourth national championship in 1990.

Windham and wife, Kim, were married in 2010.



**KANE IVERS-OSTHUS**  
**ASSISTANT**  
**EQUIPMENT MANAGER**  
 FLORIDA, 2016  
 3RD SEASON AT GEORGIA TECH  
 @KANEIVERS

Kane Ivers-Osthus joined Georgia Tech's athletics equipment staff in 2019. He works directly with the Yellow Jackets' football program.

Georgia Tech is the third program that Ivers-Osthus has worked at with head coach Geoff Collins. Ivers-Osthus came to The Flats after two seasons with Collins at Temple. He arrived at Temple in January 2017 as a graduate assistant and was promoted to a full-time assistant equipment manager just five months later.

Prior to joining Collins at Temple, Ivers-Osthus was a student at Florida, where he served as a scholarship student equipment manager for three seasons (2014-16), the final two while Collins was the Gators' defensive coordinator.

In addition to his stints at Georgia Tech, Temple and Florida, the Melbourne, Fla. native also interned in the multimedia department of the New York Collegiate Baseball League's Rome Generals.

Ivers-Osthus is a cancer survivor, having overcome acute promyelocytic leukemia, an aggressive and rare form of blood cancer, during his time at Temple.



## TODD MCCARTHY

### ASSISTANT A.D./ VIDEO OPERATIONS

VCU, 1992  
24TH SEASON AT GEORGIA TECH  
 @GTJACKET442

Todd McCarthy is in his 24th season at Georgia Tech. He was promoted to assistant athletics director for video operations in 2017.

McCarthy, who joined the Tech staff in 1998, handles all practice, game and opponents' video for the football coaching staff while also overseeing the Yellow Jackets' video operations.

McCarthy is a five-time winner of the ACC Video Director of the Year Award (2001, 2003, 2004, 2009 and 2010) and, in 2005, Georgia Tech's video department received the SAVVY Award from the Collegiate Sports Video Association for the nation's top highlight video.

Prior to coming to The Flats, McCarthy spent two years as director of sports video at Pittsburgh (1996-98) and three years (1993-96) in the same capacity at Richmond. He also worked two years as a videographer and editor in the sports department at WRIC-TV, the ABC affiliate in Richmond, Va.

McCarthy earned his bachelor's degree in broadcast communications from Virginia Commonwealth University in 1992. A Richmond, Va. native, McCarthy is married to the former Elizabeth Knupp and they have three children — son Nicholas, born in 2012, and twins, son Micheal and daughter Madison, born in 2016.



## CHRIS BREEN

### ASSISTANT A.D./ ACADEMIC SERVICES

FORDHAM, 2002  
11TH SEASON AT GEORGIA TECH  
 @CBREEZY44

Chris Breen came to The Flats in 2011 as assistant director of academic services, was promoted to director of academic services in 2014 and earned the title of assistant athletics director in 2016.

Under Breen's direction, Georgia Tech football's most recent multi-year NCAA Academic Progress Rate (APR) is a lofty 978, 10 points above the national average and the fourth-highest APR in program history, behind only the 983 scores it achieved in 2014-15 and 2015-16 and the 980 score that it achieved in 2017-18. In 2016, Tech football earned an NCAA Public Recognition Award for having an APR that ranked in the top 10 nationally among all FBS programs.

Breen came to Tech after five years as associate director of academic support for student-athletes at Seton Hall, working specifically with the Pirates' men's basketball program. Breen received Seton Hall's President's Award for Student Service in May 2010.

Breen earned a bachelor's degree in business administration in 2002 from Fordham, where he played linebacker and was captain of the Rams' football team as a senior in 2001.

Following his graduation, he coached linebackers for two seasons at Fordham and helped his alma mater win the 2002 Patriot League.

He earned a master's degree in student counseling and personnel services from Manhattan College in 2006.

Breen and his wife, Lauren, have a son, Caden.



## LANCE MARKOS

### ASSISTANT A.D./ COMPLIANCE

VIRGINIA, 1997  
6TH SEASON AT GEORGIA TECH

Assistant athletics director for compliance Lance Markos came to Georgia Tech in 2016 after spending the previous year as the senior director of compliance at the University of Kansas.

In his current role, Markos oversees the day-to-day operations of the Georgia Tech compliance office.

At Kansas, he monitored all recruiting, awards and benefits and playing and practice seasons activities for the majority of the Jayhawks' 17 sports.

Prior to his one-year stint at Kansas, he spent the first 12 years of his professional career at the University of North Carolina, including 11 years as the Tar Heels' director of compliance. Among his duties at North Carolina were oversight of all activities related to recruiting and initial eligibility, working directly with the ACC on interpretative inquiries and other general matters regarding daily operations, serving as a liaison between UNC coaches and the University's admissions office and integrating the registrar's office into the department's eligibility certification process.

Markos attended the University of Virginia, where he graduated with a B.A. in history (religious studies minor) in 1997. He earned a master's degree in sport administration from North Carolina in 2004.



## MIKE FLYNN

### ASSISTANT A.D./ COMMUNICATIONS AND P.R.

MIAMI UNIVERSITY, 2001  
6TH SEASON AT GEORGIA TECH  
 @MFLYNNGT

Mike Flynn has served as Georgia Tech's assistant athletics director for communications and public relations since June 2016.

In his role, Flynn oversees the day-to-day operation of Georgia Tech athletics' communications and public relations office, which publicizes the Yellow Jackets' 17 sports. He serves as the primary communications contact for Georgia Tech football, is the athletics department's chief spokesperson and is a member of the department's senior staff.

Flynn came to The Flats in 2016 after 13 years at Appalachian State. He arrived at the Boone, N.C. university in 2003 as an assistant sports information director and was promoted to director in 2004 and assistant athletics director in 2006.

During his tenure at App State, he managed all communications and publicity for the Mountaineers' football program, including an ultra-successful move to NCAA Division I FBS and the Sun Belt Conference (winning 11 games and the Raycom Media Camellia Bowl in their first full-fledged season as a member of FBS in 2015), three consecutive NCAA Division I FCS national championships (2005-07) and a historic win over the University of Michigan in 2007. He also directed communications for App State's baseball program, including a 41-win campaign in 2012 that saw the Mountaineers come within three victories of earning the school's first-ever College World Series berth.

Administratively, he was a member of Appalachian State athletics' senior management team.

Prior to his arrival at App State, Flynn was a member of the sports information staffs at TCU (2001-03) and Miami University (1999-2001). He received a bachelor's degree in speech communications from Miami (Ohio) in 2001 and a master's in advertising/public relations from TCU in 2003.

Born in Elizabeth, N.J., and raised in Columbus, Ohio, Flynn and his wife, Erin, have two daughters: Kellan and Annie.





**DONIELLE WHITE**  
**ASSISTANT A.D./MARKETING AND FAN EXPERIENCE**  
XAVIER, 2011  
1ST SEASON AT GEORGIA TECH  
@DONIELLE\_22

Donielle White, who boasts experience as an NCAA student-athlete, coach and administrator, joined Georgia Tech athletics' staff as assistant athletics director for marketing and fan experience in May 2021.

White came to The Flats from the University of Cincinnati, where she served as director of marketing and fan experience from November 2019-May 2021. In her role at Cincinnati, she oversaw the development and execution of marketing strategies and gameday presentation for the Bearcats' nationally ranked football program, as well as their women's basketball and baseball teams. She led a restructure of UC's sales and marketing strategies for women's basketball in 2019, which helped increase ticket sales by 70% and home attendance by 69%.

Prior to Cincinnati, White spent three-and-a-half years at Vanderbilt, first as assistant recruiting director for the Commodores' football program (2016-17), then as the athletics department's assistant director of marketing. At Vanderbilt, she led all on-field gameday presentation efforts for football and oversaw all in-venue marketing efforts for the Commodores' women's basketball, soccer and lacrosse programs.

A Cincinnati native, White was a four-year soccer student-athlete at Xavier (2007-10), where she played defense and midfield and was a two-time member of the Big East commissioner's honor roll. She got her professional start in collegiate athletics at Valdosta State, where she served as a women's soccer graduate assistant coach for two seasons (2014-15).

White is a member of the Women Leaders in College Sports. She served as staff liaison to the Black Student-Athlete Association and a member of the diversity subcommittee during her time at Cincinnati.

She earned a bachelor's degree in middle childhood education from Xavier in 2011 and a master's in higher education leadership from Valdosta State in 2016. She is currently pursuing an MBA from Cincinnati.



**SIMIT SHAH**  
**ASSISTANT A.D./SPECIAL PROJECTS**  
GEORGIA TECH, 1999  
10TH SEASON AT GEORGIA TECH  
@SIMIT\_SHAH

Simit Shah, a member of Georgia Tech's athletics staff since 2012, serves as Tech's assistant athletics director for special projects. In his role, he oversees various external initiatives for the athletics department, particularly within the football and men's basketball programs. He also oversees Georgia Tech athletics' name, image and likeness initiatives.

Shah moved to his current role in 2019, after previously having served as Georgia Tech's assistant athletics director for brand and ideation from 2017-19. Prior to being promoted to assistant A.D., he spent five years (2012-17) as a digital consultant for Georgia Tech athletics.

Prior to joining Tech's athletics staff, Shah spent 13 years at CNN/Turner, serving as the director of web operations and development for CNN.com. In that role, he contributed to CNN's web coverage for four U.S. presidential elections.

A second-generation Georgia Tech alumna (his father, Surendra, earned a master's degree from Tech in 1970), Shah graduated in 1999 with a bachelor's degree in computer engineering and served as sports editor of the Technique (student newspaper) during his time as a Tech student. He is an 20-year football and men's basketball season-ticket holder and an Alexander-Tharpe Fund Life Member.

Shah and his wife, Amanda, have a daughter, Sophia.



**TERI ANTON**  
Administrative Coordinator



**SHARDONAY BLUEFORD**  
Director Compliance



**ANDY BLANTON**  
Assistant A.D. Video Operations



**ALEX BRIZENDINE**  
Football Social Media Specialist



**PATRICK CLANCY**  
Football Video Producer



**ANDREW CLAUSEN**  
Assistant Director Communications/PR



**ANDY DEMETRA**  
Director Broadcasting



**PATRICK DRISCOLL**  
Assistant Football Athletic Trainer



**NICOLE EARLEY**  
Football Operations Coordinator



**JACOB HEJEBU**  
Player Personnel Coordinator



**LORENA HOLSTON**  
Academic Support Coordinator



**CHRISTIE HUGHES**  
Associate Director Facilities/Events/Ops



**GLENN INGRAM**  
Consultant Ideation



**DARTESZ JACOBS**  
Academic Support Coordinator



**DR. EDWARD JACKSON**  
Team Physician



**GAGE JENKINS**  
Assistant A.D. Ideation



**DR. GARY LOURIE**  
Team Physician



**CHRIS MAY**  
Director Grounds/Turf Mgmt.



**JOE MILLER**  
Academic Support Coordinator



**DANIEL NESTER**  
Athletic Spirit Coordinator




**JIM KENYON**  
Associate Director Facilities/Events/Ops



**DR. JONATHAN KIM**  
Team Cardiologist



**BRANDON POTTEBAUM**  
Assistant Director Academic Services



**BLAIN REID**  
Assistant Football Video Coordinator



**RANDY RHINO**  
Team Chiropractor



**ASHBY SADOWSKI**  
Academic Support Coordinator



**DR. JEREMY WHITLEY**  
Team Physician



**DR. JOHN XEROGEANES**  
Team Physician

# ADMINISTRATION





**DR. ANGEL CABRERA**  
**INSTITUTE PRESIDENT**  
B.S./M.S., UNIVERSIDAD  
POLITÉCNICA DE MADRID  
M.S./PH.D., GEORGIA TECH  
@CABRERAANGEL

Ángel Cabrera is the 12th president of the Georgia Institute of Technology. Cabrera came to Georgia Tech on Sept. 1, 2019, after serving for seven years as president of George Mason University (GMU) in Fairfax, Virginia.

A top-10 public research university in the U.S., Georgia Tech has outstanding programs in business, computing, design, engineering, liberal arts, and the sciences. With 40,000 students and more than 170,000 living alumni who work in business, industry, and government throughout the world, Georgia Tech has become internationally recognized for the quality of its educational and research programs.

Under his leadership, more than 5,700 members of the Georgia Tech community contributed to a new 10-year strategic plan that launched in November 2020. The plan is grounded on a new mission statement that reaffirms Tech's commitment to "developing leaders who advance technology and improve the human condition."

As the president of Georgia Tech during the Covid-19 pandemic, he is leading the Institute through one of the most critical times in its history to prioritize the health and safety of the Tech community and to develop innovative solutions to combat the disease.

Under his leadership at GMU, the university accounted for more than half of all enrollment growth in Virginia, increased student outcomes, and joined the top tier of research universities in the Carnegie Classification. From 2004 to 2012, Cabrera served as president at Thunderbird School of Global Management, now part of Arizona State University. Between 1998 and 2004, he was dean of IE Business School in Madrid.

As a business educator, Cabrera has played a key role in advancing professional ethics, internationalization, and corporate social responsibility. In 2007, while serving as a senior advisor to the United Nations Global Compact, he was the lead author of the "Principles for Responsible Management Education" (PRME). A United Nations-supported initiative that advances sustainable development through management education, PRME has now adopted by more than 800 schools around the world. He is also a co-founder of the University Global Coalition, a global network of universities working in partnership with the United Nations in support of the Sustainable Development Goals.

He's been named a "Young Global Leader" by the World Economic Forum, a "Star of Europe" by Businessweek, a "Henry Crown Fellow" by the Aspen Institute, and a "Great Immigrant" by the Carnegie Corporation of New York. He has received honorary degrees from Miami Dade College and Universidad Politécnica de Madrid.

Cabrera serves on the boards of the National Geographic Society, the Atlanta Committee for Progress, the Bankinter Foundation for Innovation, and the Metro Atlanta Chamber.

Cabrera earned his M.S. and Ph.D. in cognitive psychology from Georgia Tech, which he attended as a Fulbright Scholar. He also holds a telecommunications engineering degree (B.S. and M.S. in computer and electrical engineering) from Universidad Politécnica de Madrid. He has published extensively in academic journals and has been featured or quoted in leading media around the world.

He is married to management scholar and Georgia Tech classmate Elizabeth. Their son Alex is a recent Georgia Tech graduate and currently a Ph.D. student at Carnegie Mellon University. Their daughter Emilia is a senior at Harvard University. Cabrera is the first native of Spain to serve as president of an American university.



**DR. BARATUNDE COLA**  
**FACULTY ATHLETICS REPRESENTATIVE**  
B.E., VANDERBILT, 2002  
PH.D., PURDUE, 2008  
@BARATUNDECOLA

Baratunde A. Cola knows just what it takes to be a student and an athlete at the highest collegiate level.

A professor of heat transfer, combustion and energy systems in the George W. Woodruff School of Mechanical Engineering, Cola was named faculty athletics representative (FAR) to the Georgia Tech Athletic Association with his three-year term beginning in July 2020. The FAR serves as the liaison between the Institute and the Athletic Association on issues regarding rules compliance, developments at the National Collegiate Athletic Association (NCAA), and activities related to Atlantic Coast Conference (ACC) membership.

Cola began his education at Vanderbilt University where he was a football student-athlete and the starting fullback in 2002. He graduated with a bachelor's of education degree after winning the football program's dedication award, before going on to earn his master's degree from Vanderbilt in 2004.

After six years at Vanderbilt, he began researching thermal applications of carbon nanotubes at Purdue University, interning as a test research and development engineer at Intel Corporation in 2007, as he worked toward earning his Ph.D. from the university in 2008.

From there Cola had a brief stay as a visiting scholar at the University of Texas at Dallas before joining the faculty at Georgia Tech in April 2009 as an assistant professor.

Cola's research is currently focused on understanding and designing thermal transport and energy conversion in nanostructures and devices. His group develops tools to characterize thermal transport across several orders of scale for this purpose. They seek to solve problems with high importance to applications in clean energy (e.g. direct conversion) and the efficient utilization of energy (e.g. more efficient thermal management), and in major industrial segments such as consumer electronics, enterprise services (e.g. the cloud supporting infrastructure), transportation, and lighting.

Cola was promoted to professor at Georgia Tech in 2019.





## TODD STANSBURY

### DIRECTOR OF ATHLETICS

GEORGIA TECH, 1984

[@GTTODDSTANSBURY](#)

Todd Stansbury, a Georgia Tech alumnus and football letterwinner, was introduced as the Institute's ninth director of athletics on Sept. 22, 2016.

In his fifth year as the director of athletics at his alma mater, Stansbury has overseen one of the most successful years in Georgia Tech history in 2020-21. Most notably, Georgia Tech athletics earned a 44th-place finish in the 2020-21 Learfield IMG College Directors' Cup standings, which is the nation's most-recognized all-sports ranking for college athletics, with points awarded based on teams' finishes in NCAA Championships.

Despite the challenges presented by the Covid-19 pandemic, the Yellow Jackets had 11 of 17 teams participate in NCAA postseason play in 2020-21. The 11 teams in the NCAA postseason were Tech's most since a school-record 12 teams contributed towards the Directors' Cup standings in 2009-10.

The 44th-place Directors' Cup finish represents a remarkable turnaround for Georgia Tech under the watch of Stansbury. Just three years ago (2017-18), Tech only had three teams that earned Directors' Cup points and placed 121st in the final standings.

Headlining the Yellow Jackets' athletic success in 2020-21 were top-15 national finishes in women's basketball, golf and women's tennis. Tech also won the Atlantic Coast Championship in men's basketball, claimed the ACC Coastal Division title in baseball and earned its best-ever national finishes in women's basketball (Sweet 16), women's cross country (20th) and women's swimming and diving (28th). Women's basketball (first NCAA Tournament berth since 2014), men's basketball (first since 2010) and volleyball (first since 2009) all snapped lengthy NCAA postseason droughts, while women's basketball and volleyball also claimed their first NCAA Tournament victories in nine and 16 years, respectively.

Individually, Georgia Tech had 19 student-athletes earn a total of 26 all-America honors in 2020-21, up from a total of nine all-America honors in 2017-18.

Despite the great athletic success, Georgia Tech athletics' achievements under Stansbury go well beyond the fields and courts.

Academically, Georgia Tech was the only institution from a Power Five conference that had a multiyear NCAA Academic Progress Rate (APR) higher than the national average in every sport in 2018-19, a feat it nearly replicated in 2019-20, when 13 of its 14 programs compiled an APR above the national average in their respective sports.

In the community, Stansbury led the charge to institute Georgia Tech athletics' Jackets Without Borders international service program, which won the ACC's prestigious Game Changers award for community service in 2019.

Under Stansbury, Georgia Tech athletics has also reached new heights in fundraising. The Alexander-Tharpe Fund, the Georgia Tech Athletic Association's fundraising arm set records for funds raised in consecutive fiscal years (2019 and 2020) and Athletics Initiative 2020, Tech athletics' drive to raise \$125 for facilities, endowments and operations in a three-year span from 2018-20, shattered that goal by raising a total .

The uptick in fundraising has led to a much-needed revitalization of Georgia Tech's athletics facilities, including:

- a new \$4.5 million football locker room;
- a series of exciting upgrades to football's Bobby Dodd Stadium, highlighted by a new state-of-the-art Shaw Sports Turf League NXT playing surface, new LED lighting system, new sound system and all new re-branded signage throughout the stadium;
- a new \$2.5 million women's basketball locker room and team area;
- the \$9 million Phase II renovation project at baseball's Mac Nease Park, featuring a Champions Hall, a concourse-level atrium that serves

as an iconic point of entry on gamedays and provides new premium seating areas, including the Teixeira Skyline Terrace, which offers incredible views overlooking the playing field and Atlanta skyline, and a new, expanded, state-of-the-art indoor training facility;

- a \$1.2 million investment in new videoboard at several competition venues (baseball, softball, volleyball and tennis, as well as Bobby Dodd Stadium's Callaway Plaza);
- a refresh of the student-athletes' nutrition center and training table.

Still to come is the crown jewel of AI 2020, a new Athletics Performance Center, which will be located at the current site of the Edge-Rice Center in the northeast corner of Bobby Dodd Stadium. The new Athletics Performance Center will serve as a sleek and innovative one-stop shop for key student-athlete services — including academics, strength and conditioning, sports medicine, nutrition and Tech's renowned Total Person Program. It will also be an anchor for Tech athletics' recruiting efforts and a showcase for the Institute's commitment to student-athlete success and fan engagement.

Stansbury began setting the stage for these accomplishments as soon as he officially arrived back on The Flats on Nov. 28, 2016. In the first months of his tenure as athletics director, he identified four strategic priorities for Georgia Tech athletics — to define the GT athletics brand, to establish an internal culture, to align the internal structure and to generate new revenue. He has addressed those priorities through a slew of initiatives and accomplishments. Highlights include:

- a significant revenue lift, which can be traced in large part to an innovative overhaul of sales operations that focused on integrating fundraising and ticket sales efforts;
- the establishment of a partnership with adidas to serve as the official apparel provider of Georgia Tech athletics, which was announced on Aug. 22, 2017 and went into affect on July 1, 2018;
- a re-emphasis on Georgia Tech athletics iconic Total Person Program, with investments for additional staff and programming for student-athletes, including the department's first three Jackets Without Borders service trips to Costa Rica (2017) and Puerto Rico (2018 and 2019);
- a comprehensive brand refinement that included defining Georgia Tech athletics' official colors, Tech's first-ever athletics wordmark and a simplification of the iconic interlocking GT logo;
- the creation of Georgia Tech's "Gold Code," which outlines the department's core values, brand differentiators, vision, mission and the Everyday Champions formula — Winning + The Institute + Total Person Program = Everyday Champions;
- the addition of a diversity, equity and inclusion pledge to the "Gold Code," as well as the establishment of enhanced DEI programming for Georgia Tech student-athletes and athletics staff;
- the formation of two new offices within the athletics department — the office of brand and ideation, which works to identify and tell the story of the Yellow Jackets' brand, and the office of innovation, which oversees Georgia Tech's efforts to build on its status as college athletics' leader in innovation, particularly through collaboration and partnerships with the Institute and innovation hubs throughout Atlanta.

A native of Oakville, Ontario, Stansbury was initially drawn to Georgia Tech when he befriended several Tech football student-athletes while on a family vacation in Florida as a youngster. The student-athletes invited Stansbury and his family to attend a practice on their way back through Atlanta . They accepted and, after visiting campus, Stansbury was determined to attend and play football at Tech.

Several years later, he was offered and accepted a football scholarship to attend Tech. He enrolled in 1980 and played linebacker and special teams for the Yellow Jackets under head coach Bill Curry. He went on to be selected in the third round of the Canadian Football League draft by the Saskatchewan Roughriders in 1984 but after a brief CFL career, returned to Atlanta to begin a banking career.

In 1988, Stansbury left banking and returned to The Flats to become an academic advisor for Georgia Tech's football program. In 1991, he was promoted to assistant athletics director for academics by legendary A.D. Homer Rice.

After leaving Tech in 1995, Stansbury's career included stops at Houston (associate A.D. – 1997-2000) and Oregon State (executive associate A.D. – 2003-12), as well as three stints as an athletics director at East Tennessee State (2000-03), UCF (2012-15) and Oregon State (2015-16).

Stansbury and his wife, Karen, who were married inside the current Edge Center, reside in Atlanta. After they were married in 1995, the couple traveled the world for 18 months before returning to the United States.

**THE STANSBURY FILE**

**PERSONAL**

**Birthdate** April 19, 1961 (60 years old)  
**Hometown** Oakville, Ontario  
**Education** Georgia Tech, 1984 (B.S., industrial management)  
 Georgia State, 1993 (M.S., sports administration)  
**Family** wife: Karen

**PROFESSIONAL EXPERIENCE**

1986-87 Credit manager, Citizens & Southern Bank  
 1988-91 Academic advisor for football, Georgia Tech  
 1991-95 Assistant A.D. for academics, Georgia Tech  
 1995-96 International coordinator, Institute for International Sport  
 1996-97 Manager of internet business services, Southern Network Services  
 1997-2000 Associate athletics director/adjunct professor, Houston  
 2000-03 Director of athletics, East Tennessee State  
 2003-12 Executive associate athletics director, Oregon State  
 2012-15 Vice president/director of athletics, UCF  
 2015-16 Director of athletics, Oregon State

**2016-pres. Director of athletics, Georgia Tech**

operation of the athletics department, served as sport administrator for football and men's basketball and supervised academics, business operations, compliance, equipment and strength and conditioning. He was also the department's chief financial officer and was responsible for strategic planning.

Rountree's administrative experience also includes stints at Georgetown (senior associate A.D./internal operations -- 2008-13), Oregon State (associate A.D./compliance -- 2004-08), Towson (assistant A.D./compliance -- 2000-04), Maryland (compliance coordinator -- 1997-2000), Texas Pan-American (assistant A.D./1994-97) and Louisiana Tech (director of academic support -- 1991-94). It was during his five years at Oregon State that he worked with Stansbury, who was OSU's executive associate A.D. at the time.

A native of West Monroe, La., Rountree was a four-year letterwinner as a running back/wide receiver at Louisiana Tech from 1987-90. He graduated from Louisiana Tech with a bachelor's degree in history in 1991. He and his wife, Jennie, live in Atlanta.

**GT ATHLETICS EXECUTIVE LEADERSHIP TEAM**



**TODD STANSBURY**  
Director of Athletics



**MARK ROUNTREE**  
Deputy A.D.



**JOELEEN AKIN**  
Senior Associate A.D.  
Student-Athlete Dev./SWA



**DR. ANGELO GALANTE**  
Senior Associate A.D.  
Sports Medicine/CMO



**JIM HALL**  
Associate V.P.  
Development (Athletics)



**JEFF KEISLER**  
Senior Associate A.D.  
Annual Giving & Engagement



**MARK ROUNTREE**  
**DEPUTY A.D.**

LOUISIANA TECH, 1991  
 @MARKROUNTREE\_GT

Mark Rountree, a former football student-athlete at Louisiana Tech and experienced athletics administrator who most recently served as the director of athletics at Portland State University, joined the Georgia Tech athletics staff as a deputy athletics director on Nov. 30, 2016. In his role, he serves as the sport administrator for Georgia Tech football and oversees a wide range of the athletics department's strategic initiatives.

Rountree was director of athletics at Portland State for 23 months, beginning on Jan. 2, 2015. In less than two years as A.D., he instituted fundraising and oversaw groundbreaking for the Viking Pavilion Project, a \$50 million renovation of PSU's main athletics facility, which will include a 3,000-seat arena and 15,000 square feet dedicated to student-athletes' academic pursuits when construction is completed in 2018. Also under Rountree's direction, Portland State set fundraising records during its annual Wine and Roses events in both 2015 and 2016.

He hired new women's basketball, softball and track and field head coaches at Portland State and signed football head coach Bruce Barnum to a five-year contract. Barnum went on to lead PSU to a 9-3 record and NCAA Division I FCS playoff appearance in his first full season at the helm in 2015. In addition to posting its best record as a Division I program, Portland State football also recorded its highest home attendance in seven seasons in '15.

Prior to his arrival at Portland State, Rountree served as deputy athletics director at Miami (Ohio) from 2013-14. At Miami, he oversaw the daily



**PHYLLIS LABAW**  
Senior Associate A.D.  
Student Services



**AYO TAYLOR-DIXON**  
Senior Associate A.D.  
External Operations

# 2020 IN REVIEW







TEAM STATISTICS

	GT	OPP
<b>SCORING</b>	<b>239</b>	<b>368</b>
Points Per Game	23.9	36.8
Points Off Turnovers	56	96
<b>FIRST DOWNS</b>	<b>199</b>	<b>241</b>
Rushing	99	101
Passing	85	117
Penalty	15	23
<b>RUSHING YARDAGE</b>	<b>1908</b>	<b>1892</b>
Yards gained rushing	2198	2204
Yards lost rushing	290	312
Rushing Attempts	408	428
Average Per Rush	4.7	4.4
Average Per Game	190.8	189.2
TDs Rushing	18	21
<b>PASSING YARDAGE</b>	<b>1991</b>	<b>2701</b>
Comp-Att-Int	152-283-13	209-356-6
Average Per Pass	7.0	7.6
Average Per Catch	13.1	12.9
Average Per Game	199.1	270.1
TDs Passing	14	22
<b>TOTAL OFFENSE</b>	<b>3899</b>	<b>4593</b>
Total Plays	691	784
Average Per Play	5.6	5.9
Average Per Game	389.9	459.3
<b>KICK RETURNS: #-Yards</b>	<b>21-403</b>	<b>33-686</b>
<b>PUNT RETURNS: #-Yards</b>	<b>16-65</b>	<b>8-83</b>
<b>INT RETURNS: #-Yards</b>	<b>6-83</b>	<b>13-259</b>
<b>KICK RETURN AVERAGE</b>	<b>19.2</b>	<b>20.8</b>
<b>PUNT RETURN AVERAGE</b>	<b>4.1</b>	<b>10.4</b>
<b>INT RETURN AVERAGE</b>	<b>13.8</b>	<b>19.9</b>
<b>FUMBLES-LOST</b>	<b>23-12</b>	<b>18-12</b>
<b>PENALTIES-Yards</b>	<b>89-749</b>	<b>70-642</b>
Average Per Game	74.9	64.2
<b>PUNTS-Yards</b>	<b>48-2285</b>	<b>37-1636</b>
Average Per Punt	47.6	44.2
Net punt average	44.6	41.4
<b>KICKOFFS-Yards</b>	<b>45-2763</b>	<b>71-4374</b>
Average Per Kick	61.4	61.6
Net kick average	40.0	41.5
<b>TIME OF POSSESSION</b>	<b>27:05</b>	<b>32:52</b>
<b>3RD-DOWN Conversions</b>	<b>60/146</b>	<b>71/152</b>
<b>3rd-Down Pct</b>	<b>41%</b>	<b>47%</b>
<b>4TH-DOWN Conversions</b>	<b>9/25</b>	<b>11/23</b>
<b>4th-Down Pct</b>	<b>36%</b>	<b>48%</b>
<b>SACKS BY-Yards</b>	<b>21-155</b>	<b>23-146</b>
<b>MISC YARDS</b>	<b>0</b>	<b>3</b>
<b>TOUCHDOWNS SCORED</b>	<b>34</b>	<b>46</b>
<b>FIELD GOALS-ATTEMPTS</b>	<b>3-8</b>	<b>15-17</b>
<b>ON-SIDE KICKS</b>	<b>2-3</b>	<b>0-0</b>
<b>RED-ZONE SCORES</b>	<b>(20-30)</b>	<b>(41-48)</b>
%	67%	85%
<b>RED-ZONE TOUCHDOWNS</b>	<b>(17-30)</b>	<b>(29-48)</b>
%	57%	60%
<b>PAT-ATTEMPTS</b>	<b>(26-29)</b>	<b>(43-44)</b>
%	90%	98%
<b>ATTENDANCE</b>	<b>66000</b>	<b>21570</b>
Games/Avg Per Game	6/11000	4/5392
Neutral Site Games		0/0

FINAL RESULTS

DATE	OPPONENT	SCORE	OVERALL	ACC	TIME	ATT.
Sept. 12	at Florida State*	W 16-13	1-0-0	1-0-0	5:02	17,538
Sept. 19	#14 UCF	L 49-21	1-1-0	1-0-0	3:50	11,000
Sept. 26	at Syracuse*	L 37-20	1-2-0	1-1-0	4:02	--
Oct. 9	Louisville*	W 46-27	2-2-0	2-1-0	3:32	11,000
Oct. 17	#1 Clemson*	L 73-7	2-3-0	2-2-0	3:22	11,000
Oct. 24	at Boston Col.*	L 48-27	2-4-0	2-3-0	3:22	--
Oct. 31	#4 Notre Dame*	L 31-13	2-5-0	2-4-0	3:10	11,000
Nov. 28	Duke*	W 56-33	3-5-0	3-4-0	3:48	11,000
Dec. 5	at NC State*	L 23-13	3-6-0	3-5-0	3:21	4,032
Dec. 10	Pitt*	L 34-20	3-7-0	3-6-0	3:34	11,000

\*ACC game

SCORE BY QUARTERS	1ST	2ND	3RD	4TH	TOTAL
Georgia Tech	42	69	56	72	239
Opponents	92	155	58	63	368

INDIVIDUAL STATISTICS

RUSHING	G	ATT	GAIN	LOSS	NET	AVG	TD	LONG	AVG/G
Jeff Sims	10	120	662	170	492	4.1	6	34	49.2
Jahmyr Gibbs	7	89	493	33	460	5.2	4	61	65.7
Jordan Mason	6	82	380	28	352	4.3	2	48	58.7
Dontae Smith	10	43	316	20	296	6.9	3	36	29.6
Jamious Griffin	8	47	240	11	229	4.9	2	35	28.6
Spence Massey	5	3	47	0	47	15.7	0	41	9.4
James Graham	1	6	24	3	21	3.5	0	8	21.0
Jerry Howard Jr.	10	3	17	0	17	5.7	0	9	1.7
Nate McCollum	6	2	8	0	8	4.0	0	7	1.3
Bruce Jordan-Swillin	8	4	5	1	4	1.0	0	4	0.5
Ahmarean Brown	7	2	2	3	-1	-0.5	1	2	-0.1
Team	5	3	0	8	-8	-2.7	0	0	-1.6
Jordan Yates	3	4	4	13	-9	-2.2	0	4	-3.0
<b>Total</b>	<b>10</b>	<b>408</b>	<b>2198</b>	<b>290</b>	<b>1908</b>	<b>4.7</b>	<b>18</b>	<b>61</b>	<b>190.8</b>
<b>Opponents</b>	<b>10</b>	<b>428</b>	<b>2204</b>	<b>312</b>	<b>1892</b>	<b>4.4</b>	<b>21</b>	<b>74</b>	<b>189.2</b>

PASSING	G	EFFC	CMP-ATT-INT	PCT	YDS	TD	LNG	AVG/G
Jeff Sims	10	122.92	141-257-13	54.9	1881	13	59	188.1
James Graham	1	101.08	6-13-0	46.2	85	0	28	85.0
Jordan Yates	3	59.38	4-9-0	44.4	16	0	8	5.3
Team	5	0.00	0-2-0	0.0	0	0	0	0.0
Pressley Harvin III	9	0.00	0-1-0	0.0	0	0	0	0.0
Ahmarean Brown	7	505.60	1-1-0	100.0	9	1	9	1.3
<b>Total</b>	<b>10</b>	<b>119.94</b>	<b>152-283-13</b>	<b>53.7</b>	<b>1991</b>	<b>14</b>	<b>59</b>	<b>199.1</b>
<b>Opponents</b>	<b>10</b>	<b>139.46</b>	<b>209-356-6</b>	<b>58.7</b>	<b>2701</b>	<b>22</b>	<b>83</b>	<b>270.1</b>

RECEIVING	G	NO.	YDS	AVG	TD	LONG	AVG/G
Jalen Camp	10	29	439	15.1	4	59	43.9
Jahmyr Gibbs	7	24	303	12.6	3	42	43.3
Malachi Carter	10	20	290	14.5	3	41	29.0
Adonias Sanders	10	17	223	13.1	1	33	22.3
Ahmarean Brown	7	11	183	16.6	1	40	26.1
Peje Harris	9	11	138	12.5	1	31	15.3
Marquez Ezzard	8	9	124	13.8	0	45	15.5
Jordan Mason	6	7	72	10.3	0	37	12.0
Dontae Smith	10	6	52	8.7	0	20	5.2
Jamious Griffin	8	4	61	15.2	0	25	7.6
Dylan Deveney	7	4	38	9.5	1	18	5.4
Jack Coco	10	4	22	5.5	0	8	2.2
Dylan Leonard	7	3	23	7.7	0	15	3.3
Nate McCollum	6	2	15	7.5	0	10	2.5
Jerry Howard Jr.	10	1	8	8.0	0	8	0.8
<b>Total</b>	<b>10</b>	<b>152</b>	<b>1991</b>	<b>13.1</b>	<b>14</b>	<b>59</b>	<b>199.1</b>
<b>Opponents</b>	<b>10</b>	<b>209</b>	<b>2701</b>	<b>12.9</b>	<b>22</b>	<b>83</b>	<b>270.1</b>

PUNT RETURNS	NO.	YDS	AVG	TD	LONG
Marquez Ezzard	7	55	7.9	0	18
Nate McCollum	5	-1	-0.2	0	5
Josh Blancato	2	7	3.5	0	7
Dontae Smith	1	0	0.0	0	0
Ahmarean Brown	1	4	4.0	0	4
<b>Total</b>	<b>16</b>	<b>65</b>	<b>4.1</b>	<b>0</b>	<b>18</b>
<b>Opponents</b>	<b>8</b>	<b>83</b>	<b>10.4</b>	<b>0</b>	<b>18</b>

INTERCEPTIONS	NO.	YDS	AVG	TD	LONG
Quez Jackson	2	23	11.5	0	17
Zamari Walton	2	14	7.0	0	9
Tariq Carpenter	1	43	43.0	0	43
Juanyeah Thomas	1	3	3.0	0	3
<b>Total</b>	<b>6</b>	<b>83</b>	<b>13.8</b>	<b>0</b>	<b>43</b>
<b>Opponents</b>	<b>13</b>	<b>259</b>	<b>19.9</b>	<b>1</b>	<b>47</b>

KICK RETURNS	NO.	YDS	AVG	TD	LONG
Dontae Smith	10	176	17.6	0	30
Jahmyr Gibbs	8	205	25.6	0	75
Juanyeah Thomas	3	22	7.3	0	13
<b>Total</b>	<b>21</b>	<b>403</b>	<b>19.2</b>	<b>0</b>	<b>75</b>
<b>Opponents</b>	<b>33</b>	<b>686</b>	<b>20.8</b>	<b>0</b>	<b>49</b>

FUMBLE RETURNS	NO.	YDS	AVG	TD	LONG
Zamari Walton	1	93	93.0	1	93
Avery Showell	1	4	4.0	0	4
David Curry	1	19	19.0	0	19
Jordan Domineck	0	0	0.0	1	0
<b>Total</b>	<b>3</b>	<b>116</b>	<b>38.7</b>	<b>2</b>	<b>93</b>
<b>Opponents</b>	<b>1</b>	<b>33</b>	<b>33.0</b>	<b>2</b>	<b>33</b>

SCORING	TD	FGS	PATS						PTS
			KICK	RUSH	RCV	PASS	DXP	SAF	
Jahmyr Gibbs	7	0-0	0-0	0-0	0	0-0	0	0	42
Jeff Sims	6	0-0	0-0	0-0	0	0-3	0	0	36
Gavin Stewart	0	2-3	22-24	0-0	0	0-0	0	0	28
Jalen Camp	4	0-0	0-0	0-0	0	0-0	0	0	24
Malachi Carter	3	0-0	0-0	0-0	0	0-0	0	0	18
Dontae Smith	3	0-0	0-0	0-0	0	0-0	0	0	18
Jamious Griffin	2	0-0	0-0	0-0	0	0-0	0	0	12
Ahmarean Brown	2	0-0	0-0	0-0	0	0-0	0	0	12
Jordan Mason	2	0-0	0-0	0-0	0	0-0	0	0	12
Jude Kelley	0	1-5	4-5	0-0	0	0-0	0	0	7
Jordan Domineck	1	0-0	0-0	0-0	0	0-0	0	0	6
Peje Harris	1	0-0	0-0	0-0	0	0-0	0	0	6
Adonicas Sanders	1	0-0	0-0	0-1	0	0-0	0	0	6
Dylan Deveney	1	0-0	0-0	0-0	0	0-0	0	0	6
Zamari Walton	1	0-0	0-0	0-0	0	0-0	0	0	6
Pressley Harvin III	0	0-0	0-0	0-1	0	0-0	0	0	0
<b>Total</b>	<b>34</b>	<b>3-8</b>	<b>26-29</b>	<b>0-2</b>	<b>0</b>	<b>0-3</b>	<b>0</b>	<b>0</b>	<b>239</b>
<b>Opponents</b>	<b>46</b>	<b>15-17</b>	<b>43-44</b>	<b>0-0</b>	<b>1</b>	<b>1-2</b>	<b>0</b>	<b>1</b>	<b>368</b>

FIELD GOALS	M-A	PCT	01-19	20-29	30-39	40-49	50+	LG	BLK
Jude Kelley	1-5	20.0	0-0	0-2	1-2	0-1	0-0	32	3
Gavin Stewart	2-3	66.7	0-0	2-3	0-0	0-0	0-0	26	1

FG SEQUENCE	GEORGIA TECH	OPPONENTS
Florida St.	22,38,(32)	(37),46,(53)
UCF	27	-
Syracuse	26	(47),53
Louisville	-	-
Clemson	-	(30)
Boston College	-	(41),(27)
Notre Dame	44	(32)
Duke	-	(35)
NC State	(26),(22)	(40),(20),(39)
Pitt	-	(27),(25),(30),(22)

Numbers in parentheses indicate field goal was made.

TOTAL OFFENSE	G	PLAYS	RUSH	PASS	TOTAL	AVG/G
Jeff Sims	10	377	492	1881	2373	237.3
Jahmyr Gibbs	7	89	460	0	460	65.7
Jordan Mason	6	82	352	0	352	58.7
Dontae Smith	10	43	296	0	296	29.6
Jamious Griffin	8	47	229	0	229	28.6
James Graham	1	19	21	85	106	106.0
Spence Massey	5	3	47	0	47	9.4
Jerry Howard Jr.	10	3	17	0	17	1.7
Nate McCollum	6	2	8	0	8	1.3
Ahmarean Brown	7	3	-1	9	8	1.1
Jordan Yates	3	13	-9	16	7	2.3
Bruce Jordan-Swillin	8	4	4	0	4	0.5
Team	5	5	-8	0	-8	-1.6
<b>Total</b>	<b>10</b>	<b>691</b>	<b>1908</b>	<b>1991</b>	<b>3899</b>	<b>389.9</b>
<b>Opponents</b>	<b>10</b>	<b>784</b>	<b>1892</b>	<b>2701</b>	<b>4593</b>	<b>459.3</b>

PUNTING	NO.	YDS	AVG	LONG	TB	FC	120	50+	BLKD
Pressley Harvin III	45	2161	48.0	70	3	21	18	22	0
Austin Kent	3	124	41.3	51	0	3	0	1	0
<b>Total</b>	<b>48</b>	<b>2285</b>	<b>47.6</b>	<b>70</b>	<b>3</b>	<b>24</b>	<b>18</b>	<b>23</b>	<b>0</b>
<b>Opponents</b>	<b>37</b>	<b>1636</b>	<b>44.2</b>	<b>70</b>	<b>2</b>	<b>8</b>	<b>12</b>	<b>10</b>	<b>0</b>

KICKOFFS	NO.	YDS	AVG	TB	OB	RETN	NET	YDLN
Austin Kent	41	2616	63.8	11	0			
Gavin Stewart	3	138	46.0	0	0			
Jude Kelley	1	9	9.0	0	0			
<b>Total.....</b>	<b>45</b>	<b>2763</b>	<b>61.4</b>	<b>11</b>	<b>0</b>	<b>686</b>	<b>40.0</b>	<b>24</b>
<b>Opponents.....</b>	<b>71</b>	<b>4374</b>	<b>61.6</b>	<b>41</b>	<b>3</b>	<b>403</b>	<b>41.5</b>	<b>23</b>

ALL PURPOSE	G	RUSH	REC	PR	KOR	IR	TOT	AVG/G
Jahmyr Gibbs	7	460	303	0	205	0	968	138.3
Dontae Smith	10	296	52	0	176	0	524	52.4
Jeff Sims	10	492	0	0	0	0	492	49.2
Jalen Camp	10	0	439	0	0	0	439	43.9
Jordan Mason	6	352	72	0	0	0	424	70.7
Malachi Carter	10	0	290	0	0	0	290	29.0
Jamious Griffin	8	229	61	0	0	0	290	36.2
Adonicas Sanders	10	0	223	0	0	0	223	22.3
Ahmarean Brown	7	-1	183	4	0	0	186	26.6
Marquez Ezzard	8	0	124	55	0	0	179	22.4
Peje Harris	9	0	138	0	0	0	138	15.3
Spence Massey	5	47	0	0	0	0	47	9.4
Tariq Carpenter	10	0	0	0	0	43	43	4.3
Dylan Deveney	7	0	38	0	0	0	38	5.4
Juanyeah Thomas	10	0	0	0	22	3	25	2.5
Jerry Howard Jr.	10	17	8	0	0	0	25	2.5
Quez Jackson	10	0	0	0	0	23	23	2.3
Dylan Leonard	7	0	23	0	0	0	23	3.3
Jack Coco	10	0	22	0	0	0	22	2.2
Nate McCollum	6	8	15	-1	0	0	22	3.7
James Graham	1	21	0	0	0	0	21	21.0
Zamari Walton	10	0	0	0	0	14	14	1.4
Josh Blanco	10	0	0	7	0	0	7	0.7
Bruce Jordan-Swillin	8	4	0	0	0	0	4	0.5
Team	5	-8	0	0	0	0	-8	-1.6
Jordan Yates	3	-9	0	0	0	0	-9	-3.0
<b>Total</b>	<b>10</b>	<b>1908</b>	<b>1991</b>	<b>65</b>	<b>403</b>	<b>83</b>	<b>4450</b>	<b>445.0</b>
<b>Opponents</b>	<b>10</b>	<b>1892</b>	<b>2701</b>	<b>83</b>	<b>686</b>	<b>259</b>	<b>5621</b>	<b>562.1</b>



## DEFENSIVE STATISTICS

DEFENSIVE LEADERS	G	TACKLES			TFL/YDS	SACKS	PASS DEF		QBH	FUMBLES		BLKD	
		SOLO	AST	TOTAL		NO-YDS	INT-YDS	BRUP		RCV-YDS	FF	KICK	SAF
David Curry	10-10	41	43	84	9.0-23	1.5-9	.	2	1	1-19	1	.	.
Quez Jackson	10-10	45	35	80	4.5-14	1.0-9	2-23	3	1	1-0	.	.	.
Juanyeh Thomas	10-10	38	21	59	0.5-2	.	1-3	2	.	.	2	.	.
Wesley Walker	10-5	30	18	48	2.0-6	.	.	4	1	.	.	.	.
Tariq Carpenter	10-9	28	11	39	2.0-2	.	1-43	5	.	.	.	.	.
Zamari Walton	10-10	24	13	37	0.5-1	.	2-14	5	.	1-93	.	.	.
Jordan Domineck	9-4	20	15	35	8.5-38	4.0-23	.	1	2	2-0	3	.	.
Kaleb Oliver	9-4	19	13	32	4.0-21	2.0-14	.	3	.	1-0	.	.	.
Djimon Brooks	10-8	13	17	30	3.0-7	1.0-4	.	1	2	1-0	.	.	.
Avery Showell	8-1	17	7	24	.	.	.	2	.	1-4	.	.	.
JaQuon Griffin	10-4	13	7	20	3.5-16	2.0-14	.	.	1	.	.	.	.
Tre Swilling	6-5	11	9	20	.	.	.	1	.	2-0	.	.	.
Mike Lockhart	9-5	5	13	18	2.0-3	.	.	.	1	.	.	.	.
Charlie Thomas	10-2	11	7	18	4.0-23	2.0-17	.	.	1	.	1	.	.
Demetrius Knight II	8-0	11	7	18	1.0-1	.	.	.	.	.	1	.	.
Myles Sims	8-2	13	2	15	1.0-2	.	.	2	.	.	.	.	.
Chico Bennett Jr	9-2	7	7	14	1.5-2	.	.	.	1	.	.	.	.
Kenan Johnson	9-3	9	4	13	.	.	.	2	.	.	.	.	.
Derrick Allen	9-0	6	7	13	.	.	.	.	.	.	.	.	.
Curtis Ryans	8-2	7	5	12	2.5-25	2.0-24	.	.	1	.	3	.	.
Jaylon King	9-0	5	6	11	1.0-1	.	.	.	.	.	.	.	.
Tobias Oliver	9-0	6	4	10	.	.	.	.	.	.	.	.	.
Kyle Kennard	6-3	8	2	10	2.5-27	2.5-27	.	.	.	.	.	.	.
Antonneous Clayton	5-4	6	3	9	2.5-8	2.0-8	.	.	.	.	.	.	.
Jared Ivey	9-2	4	4	8	1.0-3	.	.	.	2	.	.	.	.
Antwan Owens	6-0	5	3	8	1.0-2	.	.	.	.	1-0	.	.	.
D'Quon Douse	9-2	4	3	7	.	.	.	.	.	.	.	1	.
Josh Blancato	10-1	4	2	6	.	.	.	.	.	.	.	.	.
Sylvain Yondjouen	3-2	3	2	5	2.5-7	.	.	.	1	.	.	.	.
Bruce Jordan-Swillin	8-0	4	1	5	.	.	.	.	.	1-0	1	.	.
Jerry Howard Jr.	10-1	4	.	4	.	.	.	.	.	.	.	.	.
Peje Harris	9-2	1	2	3	.	.	.	.	.	.	.	.	.
Jordan Mason	6-2	2	.	2	.	.	.	.	.	.	.	.	.
Jaylin Askew	8-0	1	1	2	1.0-7	.	.	.	.	.	.	.	.
Dontae Smith	10-0	1	1	2	.	.	.	.	.	.	.	.	.
Tyson Meiguez	7-0	.	2	2	.	.	.	.	.	.	.	.	.
Akelo Stone	6-1	1	1	2	1.0-6	1.0-6	.	.	.	.	.	.	.
Jeff Sims	10-10	2	.	2	.	.	.	.	.	.	.	.	.
Austin Kent	10-0	1	.	1	.	.	.	.	.	.	.	.	.
Miles Brooks	4-0	1	.	1	.	.	.	.	.	.	.	.	.
Jahaziel Lee	4-0	1	.	1	.	.	.	.	.	.	.	.	.
Jahmyr Gibbs	7-6	1	.	1	.	.	.	.	.	.	.	.	.
Justice Dingle	4-0	.	1	1	.	.	.	.	.	.	.	.	.
Adonicas Sanders	10-1	1	.	1	.	.	.	.	.	.	.	.	.
Dylan Leonard	7-2	1	.	1	.	.	.	.	.	.	.	.	.
Tony Amerson	3-0	1	.	1	.	.	.	.	.	.	.	.	.
Jordan Huff	4-0	.	1	1	.	.	.	.	1	.	.	.	.
Jack DeFoor	10-10	1	.	1	.	.	.	.	.	.	.	.	.
Spence Massey	5-0	.	1	1	.	.	.	.	.	.	.	.	.
Emmanuel Johnson	7-0	.	1	1	.	.	.	.	.	.	.	.	.
<b>Total</b>	<b>10-0</b>	<b>437</b>	<b>302</b>	<b>739</b>	<b>62-247</b>	<b>21-155</b>	<b>6-83</b>	<b>33</b>	<b>16</b>	<b>12-116</b>	<b>12</b>	<b>1</b>	<b>.</b>
<b>Opponents</b>	<b>10-0</b>	<b>389</b>	<b>258</b>	<b>647</b>	<b>72.0-278</b>	<b>23-146</b>	<b>13-259</b>	<b>27</b>	<b>25</b>	<b>12-33</b>	<b>14</b>	<b>6</b>	<b>1</b>



**GT/OPPONENT COMPARISON**

OPPONENT	SCORE	FIRST DOWNS				PEN	RUSHING		PASSING		TOTAL OFFENSE PLAYS-YDS	RETURN TURN YDS OVERS	
		TOTAL	RUSH	PASS	RUSHING NUMBER-YARDS		COMP-ATT-INT	YARDS	YDS	OVERS			
Florida St.	16-13	24/21	12/10	12/11	0/0	40-161/35-109	23-34-2/23-45-1	277/198	74-438/80-307	117/165	2/3		
UCF	21-49	23/31	11/14	12/15	0/2	44-227/51-243	18-37-2/27-41-1	244/417	81-471/92-660	100/9	5/2		
Syracuse	20-37	23/14	14/6	7/7	2/1	52-275/41-163	15-32-4/13-24-1	178/194	84-453/65-357	91/213	5/1		
LOUISVILLE	46-27	19/24	9/13	9/10	1/1	34-192/48-242	12-22-0/19-33-0	258/229	56-450/81-471	15/135	0/3		
CLEMSON	7-73	7/29	4/8	2/20	1/1	44-123/39-171	6-14-1/33-49-1	81/500	58-204/88-671	57/69	3/2		
Boston College	27-48	19/23	3/13	11/7	5/3	33-106/44-264	18-32-1/13-21-0	256/145	65-362/65-409	102/33	3/0		
NOTRE DAME	13-31	17/24	10/13	5/9	2/2	33-88/44-227	15-26-0/18-26-0	150/199	59-238/70-426	106/39	1/1		
DUKE	56-33	23/23	16/6	6/14	1/3	48-377/40-68	13-23-1/23-47-1	146/314	71-523/87-382	68/223	3/5		
NC State	13-23	23/24	14/4	8/16	1/4	51-261/32-88	13-27-0/23-36-0	151/309	78-412/68-397	0/99	0/0		
PITT	20-34	21/28	6/14	13/8	2/6	29-98/54-317	19-36-2/17-34-1	250/196	65-348/88-513	11/76	3/1		
<b>Totals</b>	<b>239-368</b>	<b>199/241</b>	<b>99/101</b>	<b>85/117</b>	<b>15/23</b>	<b>408-1908/428-1892</b>	<b>152-283-13/209-356-6</b>	<b>1991/2701</b>	<b>691-3899/784-4593</b>	<b>667/1061</b>	<b>25/18</b>		

Note: Game totals are displayed in the format TEAM/OPPONENT for each category

OPPONENT	3RD DOWNS	4TH DOWNS	TIME OF POSSESSION	TOP MARGIN	AVG YDS/RUSH	AVG YDS/PASS	AVG YDS/PLAY	PUNTING NO.-AVG	PENALTIES NO.-YDS
Florida St.	8-16/6-17	1-1/3-5	29:58/30:02	-0:04	4.0/3.1	8.1/4.4	5.9/3.8	3-41.7/3-48.3	10-80/8-55
UCF	7-15/10-16	1-3/1-3	28:08/31:52	-3:44	5.2/4.8	6.6/10.2	5.8/7.2	4-51.2/3-45.3	7-49/8-51
Syracuse	6-18/5-15	1-2/1-3	34:08/25:52	8:16	5.3/4.0	5.6/8.1	5.4/5.5	7-49.3/6-49.2	15-104/7-85
LOUISVILLE	6-12/9-17	1-1/2-3	23:22/36:38	-13:16	5.6/5.0	11.7/6.9	8.0/5.8	5-47.8/4-39.5	7-55/9-78
CLEMSON	2-14/9-17	0-3/2-2	24:07/35:53	-11:46	2.8/4.4	5.8/10.2	3.5/7.6	9-48.3/4-47.2	3-40/2-20
Boston College	2-12/3-9	2-4/0-0	26:05/33:25	-7:20	3.2/6.0	8.0/6.9	5.6/6.3	4-51.0/3-42.7	10-62/10-102
NOTRE DAME	5-12/10-15	0-2/0-0	23:06/36:54	-13:48	2.7/5.2	5.8/7.7	4.0/6.1	4-41.2/3-39.7	6-50/5-50
DUKE	9-14/6-17	0-2/1-3	27:57/32:03	-4:06	7.9/1.7	6.3/6.7	7.4/4.4	3-41.3/6-44.0	11-112/8-63
NC State	10-19/5-12	0-3/0-1	31:53/28:07	3:46	5.1/2.8	5.6/8.6	5.3/5.8	4-47.0/3-38.3	12-111/7-78
PITT	5-14/8-17	3-4/1-3	22:09/37:51	-15:42	3.4/5.9	6.9/5.8	5.4/5.8	5-51.0/2-43.5	8-86/6-60
<b>Totals</b>	<b>60-146/71-152</b>	<b>9-25/11-23</b>	<b>270:53/328:37</b>	<b>-57:44</b>	<b>4.7/4.4</b>	<b>7.0/7.6</b>	<b>5.6/5.9</b>	<b>48-47.6/37-44.2</b>	<b>749/642</b>

Note: Game totals are displayed in the format TEAM/OPPONENT for each category

**GEORGIA TECH IN THE REDZONE** (20 OF 30 (66.7%) -- TD PCT: 17 OF 20 (85%))

	TIMES IN RZ	TIMES SCORED	TOT PTS	TDS	RUSH PASS		FGS MADE	FAILED TO SCORE			FUMB	HALF	GAME
					TDS	TDS		FGA	DOWNS	INT			
at Florida St.	5	3	16	2	1	1	1	1	0	0	0	0	0
UCF	4	2	14	2	1	1	0	1	0	0	1	0	0
at Syracuse	4	2	14	2	2	0	0	1	0	1	0	0	0
LOUISVILLE	5	5	33	5	3	2	0	0	0	0	0	0	0
CLEMSON	0	0	0	0	0	0	0	0	0	0	0	0	0
at Boston College	3	2	13	2	2	0	0	0	1	0	0	0	0
NOTRE DAME	2	1	6	1	1	0	0	1	0	0	0	0	0
DUKE	1	1	7	1	0	1	0	0	0	0	0	0	0
at NC State	3	2	6	0	0	0	2	0	1	0	0	0	0
PITT	3	2	14	2	1	1	0	0	1	0	0	0	0
<b>Totals</b>	<b>30</b>	<b>20</b>	<b>123</b>	<b>17</b>	<b>11</b>	<b>6</b>	<b>3</b>	<b>4</b>	<b>3</b>	<b>2</b>	<b>1</b>	<b>0</b>	<b>0</b>

**OPPONENTS IN THE RED ZONE** (41 OF 48 (85.4%) -- TD PCT: 29 OF 41 (70.7%))

at Florida St.	2	2	10	1	0	1	1	0	0	0	0	0	0
UCF	7	6	42	6	3	3	0	0	0	0	0	1	0
at Syracuse	3	1	7	1	1	0	0	0	2	0	0	0	0
LOUISVILLE	3	3	20	3	2	1	0	0	0	0	0	0	0
CLEMSON	8	8	52	7	3	4	1	0	0	0	0	0	0
at Boston College	5	5	27	3	1	2	2	0	0	0	0	0	0
NOTRE DAME	7	5	31	4	3	1	1	0	0	0	1	1	0
DUKE	2	2	10	1	1	0	1	0	0	0	0	0	0
at NC State	5	4	20	2	2	0	2	0	1	0	0	0	0
PITT	6	5	19	1	1	0	4	0	1	0	0	0	0
<b>Totals</b>	<b>48</b>	<b>41</b>	<b>238</b>	<b>29</b>	<b>17</b>	<b>12</b>	<b>12</b>	<b>0</b>	<b>4</b>	<b>0</b>	<b>1</b>	<b>2</b>	<b>0</b>



**INDIVIDUAL GAME-BY-GAME PASSING**

Sims, J.	C-A-I	PCT	YARDS	TD	LONG	SACK	YDS	EFFIC
Florida St.	23-34-2	67.6	277	1	45	1	5	134.0
UCF	18-36-2	50.0	244	1	25	0	0	105.0
Syracuse	13-28-4	46.4	174	1	40	0	0	81.8
Louisville	11-21-0	52.4	249	2	41	0	0	183.4
Clemson	6-13-1	46.2	81	1	59	4	34	108.5
Boston College	12-18-1	66.7	171	2	37	3	20	172.0
Notre Dame	15-26-0	57.7	150	0	39	5	34	106.2
Duke	13-23-1	56.5	146	3	42	2	16	144.2
NC State	13-27-0	48.1	151	0	22	3	15	95.1
Pitt	17-31-2	54.8	238	2	46	3	11	127.7
<b>Totals</b>	<b>141-257-13</b>	<b>54.9</b>	<b>1881</b>	<b>13</b>	<b>59</b>	<b>21</b>	<b>135</b>	<b>122.9</b>

Yates, J.	C-A-I	PCT	YARDS	TD	LONG	SACK	YDS	EFFIC
Syracuse	2-4-0	50.0	4	0	4	1	8	58.4
Clemson	0-1-0	0.0	0	0	0	0	0	0.0
Pitt	2-4-0	50.0	12	0	8	0	0	75.2
<b>Totals</b>	<b>4-9-0</b>	<b>44.4</b>	<b>16</b>	<b>0</b>	<b>8</b>	<b>1</b>	<b>8</b>	<b>59.4</b>

Brown, A.	C-A-I	PCT	YARDS	TD	LONG	SACK	YDS	EFFIC
Louisville	1-1-0	100.0	9	1	9	0	0	505.6
<b>Totals</b>	<b>1-1-0</b>	<b>100.0</b>	<b>9</b>	<b>1</b>	<b>9</b>	<b>0</b>	<b>0</b>	<b>505.6</b>

Harvin III, P.	C-A-I	PCT	YARDS	TD	LONG	SACK	YDS	EFFIC
Boston College	0-1-0	0.0	0	0	0	0	0	0.0
<b>Totals</b>	<b>0-1-0</b>	<b>0.0</b>	<b>0</b>	<b>0</b>	<b>0</b>	<b>0</b>	<b>0</b>	<b>0.0</b>

Graham, J.	C-A-I	PCT	YARDS	TD	LONG	SACK	YDS	EFFIC
Boston College	6-13-0	46.2	85	0	28	1	3	101.1
<b>Totals</b>	<b>6-13-0</b>	<b>46.2</b>	<b>85</b>	<b>0</b>	<b>28</b>	<b>1</b>	<b>3</b>	<b>101.1</b>

**INDIVIDUAL GAME-BY-GAME RUSHING**

	No-Yds/TD	FSU	UCF	SYR	LOU	CLEM	BC	ND	DU	NCSU	PITT
Sims, J.	120-492/6	13-64/0	16-82/1	8-41/1	7-64/1	13-23/0	12-47/1	12-2/0	12-108/0	17-93/1	10-14/1
Gibbs, J.	89-460/4	DNP	15-66/1	18-105/0	13-61/1	15-67/0	8-9/0	14-61/0	6-91/2	DNP	DNP
Mason, J.	82-352/2	14-55/1	DNP	DNP	DNP	DNP	6-27/0	7-25/1	21-105/0	21-99/0	13-41/0
Smith, Dontae	43-296/3	1-9/0	5-35/0	8-75/0	8-44/1	6-30/0	-	-	5-60/2	9-43/0	1-0/0
Griffin, J.	47-229/2	9-42/0	8-44/0	15-54/1	5-14/1	2-7/0	-	DNP	DNP	3-25/0	5-43/0
Massey, S.	3-47/0	DNP	DNP	-	DNP	3-47/0	-	DNP	DNP	-	-
Graham, J.	6-21/0	DNP	DNP	DNP	DNP	DNP	6-21/0	DNP	DNP	DNP	DNP
Howard, J.	3-17/0	-	-	-	1-9/0	-	-	-	2-8/0	-	-
McCollum, N.	2-8/0	DNP	DNP	DNP	DNP	-	-	-	1-7/0	1-1/0	-
Jordan-Swilling	4-4/0	DNP	DNP	1-4/0	-	3-0/0	-	-	-	-	-
Brown, Ah.	2-1/1	1-3/0	-	-	-	-	1-2/1	-	DNP	DNP	DNP
Team	3-8/0	2-6/0	-	DNP	DNP	DNP	DNP	DNP	1-2/0	-	-
Yates, J.	4-9/0	DNP	DNP	2-4/0	DNP	2-5/0	DNP	DNP	DNP	DNP	-

**INDIVIDUAL GAME-BY-GAME RECEIVING**

	No-Yds/TD	FSU	UCF	SYR	LOU	CLEM	BC	ND	DU	NCSU	PITT
Camp, J.	29-439/4	5-57/0	2-27/0	3-27/0	4-31/1	1-59/1	2-25/0	3-64/0	2-30/1	2-22/0	5-97/1
Gibbs, J.	24-303/3	DNP	4-60/1	2-26/1	2-60/1	3-23/0	4-37/0	5-49/0	4-48/0	DNP	DNP
Carter, M.	20-290/3	6-66/1	1-11/0	4-47/0	3-89/1	-	1-5/0	-	2-26/1	-	3-46/0
Sanders, A.	17-223/1	1-5/0	-	2-21/0	1-33/0	-	1-14/0	2-14/0	1-24/1	7-105/0	2-7/0
Brown, Ah.	11-183/1	3-25/0	1-11/0	1-40/0	1-30/0	1-2/0	4-75/1	-	DNP	DNP	DNP
Harris, P.	11-138/1	1-7/0	2-38/0	-	DNP	-	1-31/1	-	2-8/0	1-6/0	4-48/0
Ezzard, M.	9-124/0	1-45/0	3-33/0	2-10/0	-	-	2-23/0	1-13/0	-	DNP	DNP
Mason, J.	7-72/0	1-18/0	DNP	DNP	DNP	DNP	1-37/0	1-2/0	1-6/0	2-8/0	1-5/0
Griffin, J.	4-61/0	1-7/0	2-38/0	-	-	-	-	DNP	DNP	-	1-16/0
Smith, Dontae	6-52/0	2-32/0	2-18/0	-	-	1-3/0	1-5/0	-	-	-	-
Deveney, D.	4-38/1	2-15/0	DNP	DNP	-	-	DNP	-	-	-	2-23/1
Leonard, D.	3-23/0	DNP	DNP	DNP	1-15/0	-	1-4/0	1-4/0	-	-	-
Coco, J.	4-22/0	-	1-8/0	1-7/0	-	-	-	1-3/0	1-4/0	-	-
McCollum, N.	2-15/0	DNP	DNP	DNP	DNP	-	-	1-5/0	-	1-10/0	-
Howard, J.	1-8/0	-	-	-	-	-	-	-	-	-	1-8/0

**INDIVIDUAL GAME-BY-GAME PUNT RETURNS**

	No-Yds	FSU	UCF	SYR	LOU	CLEM	BC	ND	DU	NCSU	PITT
Ezzard, M.	7-55	1-14	-	5-42	-	-	-	1-1	-	DNP	DNP
Biancato, J.	2-7	1-7	-	-	-	-	-	-	-	1-0	-
Brown, Ah.	1-4	-	-	-	-	-	-	1-4	DNP	DNP	DNP
Smith, Dontae	1-0	-	-	-	-	-	-	-	1-0	-	-
McCollum, N.	5-1	DNP	DNP	DNP	DNP	3-4	-	1-0	1-5	-	-

**INDIVIDUAL GAME-BY-GAME KICKOFF RETURNS**

	No-Yds	FSU	UCF	SYR	LOU	CLEM	BC	ND	DU	NCSU	PITT
Gibbs, J.	8-205	DNP	2-93	3-44	-	-	3-68	-	-	DNP	DNP
Smith, Dontae	10-176	2-43	-	-	1-15	2-44	2-34	1-10	2-30	-	-
Thomas, Jua.	3-22	2-17	-	-	-	-	-	-	-	-	1-5

**INDIVIDUAL GAME-BY-GAME ALL-PURPOSE YARDS**

	TOTAL	FSU	UCF	SYR	LOU	CLEM	BC	ND	DU	NCSU	PITT
Gibbs, J.	968	DNP	219	175	121	90	114	110	139	DNP	DNP
Smith, Dontae	524	84	53	75	59	71	39	10	90	43	-
Simms, J.	492	64	82	41	64	-23	47	2	108	93	14
Camp, J.	439	57	27	27	31	59	25	64	30	22	97
Mason, J.	424	73	DNP	DNP	DNP	DNP	64	23	111	107	46
Carter, M.	290	66	11	47	89	-	5	-	26	-	46
Griffin, J.	290	49	82	54	14	7	-	DNP	DNP	25	59
Sanders, A.	223	5	-	21	33	-	14	14	24	105	7
Brown, Ah.	186	22	11	40	30	2	77	4	DNP	DNP	DNP
Ezzard M.	179	59	33	52	-	-	23	12	-	DNP	DNP
Harris, P.	138	7	38	-	DNP	-	31	-	8	6	48
Massey, S.	47	DNP	DNP	-	DNP	47	-	DNP	DNP	-	-
Carpenter, T.	43	-	-	-	-	-	-	-	43	-	-
Deveney, D.	38	15	DNP	DNP	-	-	DNP	-	-	-	23
Thomas, Jua.	25	17	3	-	-	-	-	-	-	-	5
Howard, J.	25	-	-	-	9	-	-	-	8	-	8
Leonard, D.	23	DNP	DNP	DNP	15	-	4	4	-	-	-
Jackson, Q.	23	17	-	-	-	-	-	-	-	-	6
McColum, N.	22	DNP	DNP	DNP	DNP	4	-	5	2	11	-
Coco, J.	22	-	8	7	-	-	-	3	4	-	-
Graham, J.	21	DNP	DNP	DNP	DNP	DNP	21	DNP	DNP	DNP	DNP
Walton, Z.	14	-	-	5	-	9	-	-	-	-	-
Biancato, J.	7	7	-	-	-	-	-	-	-	-	-
Jordan-Swilling	4	DNP	DNP	4	-	-	-	-	-	-	-
Team	-8	-6	-	-	-	-	-	-	-2	-	-
Yates, J.	-9	DNP	DNP	-4	DNP	-5	DNP	DNP	DNP	DNP	-

**INDIVIDUAL GAME-BY-GAME INTERCEPTIONS**

	No-Yds.	FSU	UCF	SYR	LOU	CLEM	BC	ND	DU	NCSU	PITT
Oliver, K.	2-(-2)	1-(-2)	-	-	1-0	-	-	-	DNP	-	-
Thomas, Jua.	1-0	-	-	-	-	-	-	1-0	-	-	-
Swilling, T.	1-41	1-41	-	-	-	-	-	-	-	-	-
Carpenter, T.	1-0	-	-	-	-	-	-	1-0	-	-	DNP
Curry, D.	1-8	-	-	1-8	-	-	-	-	-	-	-
Owens, A.	1-18	-	-	-	1-18	-	-	-	DNP	DNP	DNP

**INDIVIDUAL GAME-BY-GAME FUMBLES FORCED**

	No.	FSU	UCF	SYR	LOU	CLEM	BC	ND	DU	NCSU	PITT
Ryans, C.	3	2	DNP	-	-	1	-	-	-	DNP	-
Domineck, J.	3	1	-	-	1	-	-	-	1	DNP	-
Thomas, Jua.	2	-	-	-	-	-	-	1	-	-	1
Thomas, C.	1	-	-	-	1	-	-	-	-	-	-
Knight, D.	1	-	1	-	-	-	DNP	-	DNP	-	-
Curry, D.	1	-	-	-	-	-	-	-	1	-	-
Jordan-Swilling	1	DNP	DNP	-	1	-	-	-	-	-	-

**INDIVIDUAL GAME-BY-GAME FUMBLES RECOVERED**

	No.	FSU	UCF	SYR	LOU	CLEM	BC	ND	DU	NCSU	PITT
Domineck, J.	2	-	-	-	1	-	-	-	1	DNP	-
Swilling, T.	2	DNP	DNP	DNP	-	1	-	-	1	DNP	-
Oliver, K.	1	-	-	-	-	-	-	-	1	DNP	-
Jackson, Q.	1	-	-	-	1	-	-	-	-	-	-
Walton, Z.	1	-	-	-	-	-	-	1	-	-	-
Jordan-Swilling	1	DNP	DNP	-	1	-	-	-	-	-	-
Curry, D.	1	1	-	-	-	-	-	-	-	-	-
Owens, A.	1	DNP	DNP	DNP	DNP	-	-	-	1	-	-
Brooks, D.	1	1	-	-	-	-	-	-	-	-	-
Showell, A.	1	-	1	-	-	-	-	-	-	DNP	DNP





**INDIVIDUAL GAME-BY-GAME TACKLES**

	UA-A	TOT	FSU	UCF	SYR	LOU	CLEM	BC	ND	DU	NCSU	PITT
Curry, D.	41-43	84	4-2	4-4	4-3	2-5	3-1	5-3	2-4	7-5	4-8	6-8
Jackson, Q.	45-35	80	7-2	4-5	5-1	4-5	2-2	5-4	7-4	6-2	2-3	3-7
Thomas, Jua.	38-21	59	1-3	2-1	7-3	4-2	4-2	4-1	7-0	4-2	0-5	5-2
Walker, W.	30-18	48	1-1	3-2	3-0	5-2	3-1	3-2	0-3	3-3	5-2	4-2
Carpenter, T.	28-11	39	2-1	5-0	3-0	3-1	2-2	3-3	-	4-1	2-2	4-1
Walton, Z.	24-13	37	4-3	3-0	-	4-1	3-1	2-3	1-2	-	5-0	2-3
Domineck, J.	20-15	35	3-0	2-1	3-1	2-4	2-1	2-2	3-0	3-2	DNP	0-4
Oliver, K.	19-13	32	2-1	4-1	1-1	2-1	3-2	0-2	4-3	1-2	DNP	2-0
Brooks, D.	13-17	30	1-2	2-1	3-1	0-2	1-1	-	2-2	2-2	1-1	1-5
Showell, A.	17-7	24	2-1	4-3	2-0	0-1	6-1	0-1	2-0	1-0	DNP	DNP
Griffin, Jaq.	13-7	20	1-0	-	5-0	1-0	3-0	0-1	1-1	0-1	0-4	2-0
Swilling, T.	11-9	20	DNP	DNP	DNP	1-4	1-0	1-2	3-1	5-1	DNP	0-1
Lockhart, M.	5-13	18	1-2	1-1	2-0	DNP	0-2	1-4	0-1	0-1	0-2	-
Knight, D.	11-7	18	2-2	3-1	1-0	2-1	1-0	DNP	2-2	DNP	0-1	-
Thomas, C.	11-7	18	-	4-2	-	2-0	2-2	1-0	0-2	1-1	-	1-0
Sims, M.	13-2	15	4-1	3-1	-	1-0	DNP	-	2-0	-	3-0	DNP
Bernett, C.	7-7	14	1-2	1-1	-	0-2	2-0	-	1-1	1-1	DNP	1-0
Johnson, K.	9-4	13	2-1	1-0	-	0-3	-	-	DNP	1-0	4-0	1-0
Allen, D.	6-7	13	-	0-1	1-0	1-3	2-0	DNP	-	1-3	-	1-0
Ryans, C.	7-5	12	3-1	DNP	-	0-2	2-1	1-1	-	-	DNP	1-0
King, J.	5-6	11	-	-	2-0	1-2	0-1	1-1	-	1-1	DNP	0-1
Kennard, K.	8-2	10	DNP	DNP	DNP	1-0	DNP	-	1-0	1-0	2-1	3-1
Oliver, T.	6-4	10	-	1-0	-	-	DNP	2-1	1-2	1-0	1-1	-
Clayton, A.	6-3	9	DNP	DNP	2-0	2-3	1-0	1-0	DNP	-	DNP	DNP
Owens, A.	5-3	8	DNP	DNP	DNP	DNP	2-1	-	0-1	-	1-0	2-1
Ivey, J.	4-4	8	DNP	-	-	-	0-1	0-1	1-0	-	1-2	2-0
Douse, D.	4-3	7	-	1-0	-	1-3	-	-	DNP	1-0	-	1-0
Biancato, J.	4-2	6	1-2	-	-	-	-	-	-	1-0	1-0	1-0
Yondjouen, S.	3-2	5	0-2	1-0	2-0	DNP	DNP	DNP	DNP	DNP	DNP	DNP
Jordan-Swilling	4-1	5	DNP	DNP	-	1-0	2-0	-	-	1-0	0-1	-
Howard, J.	4-0	4	-	-	1-0	-	-	-	-	1-0	1-0	1-0
Harris, P.	1-2	3	0-1	0-1	1-0	DNP	-	-	-	-	-	-
Askew, J.	1-1	2	-	-	-	-	1-0	-	0-1	-	DNP	DNP
Stone, A.	1-1	2	DNP	DNP	DNP	0-1	DNP	-	-	1-0	-	-
Mason, J.	2-0	2	2-0	DNP	DNP	DNP	DNP	-	-	-	-	-
Meiguez, T.	0-2	2	DNP	-	-	DNP	DNP	-	-	0-1	0-1	-
Sims, J.	2-0	2	-	-	-	-	1-0	-	-	1-0	-	-
Smith, Dontae	1-1	2	-	-	-	1-1	-	-	-	-	-	-
Kent, A.	1-0	1	-	-	-	1-0	-	-	-	-	-	-
Amerson, T.	1-0	1	DNP	DNP	-	DNP	1-0	-	DNP	DNP	DNP	DNP
Defoor, J.	1-0	1	1-0	-	-	-	-	-	-	-	-	-
Leonard, D.	1-0	1	DNP	DNP	DNP	-	1-0	-	-	-	-	-
Dingle, J.	0-1	1	DNP	DNP	DNP	0-1	-	-	-	DNP	DNP	DNP
Lee, J.	1-0	1	1-0	-	-	-	DNP	DNP	DNP	DNP	DNP	DNP
Huff, J.	0-1	1	DNP	DNP	-	-	DNP	DNP	DNP	DNP	-	0-1
Brooks, M.	1-0	1	DNP	DNP	DNP	DNP	DNP	-	-	-	1-0	DNP
Johnson, E.	0-1	1	DNP	-	-	-	DNP	DNP	-	0-1	-	-
Sanders, A.	1-0	1	-	-	1-0	-	-	-	-	-	-	-
Gibbs, J.	1-0	1	DNP	-	-	-	1-0	-	-	-	DNP	DNP
Massey, S.	0-1	1	DNP	DNP	-	DNP	-	-	DNP	DNP	-	0-1

**INDIVIDUAL GAME-BY-GAME SACKS**

	UA-A	TOT	FSU	UCF	SYR	LOU	CLEM	BC	ND	DU	NCSU	PITT
Domineck, J.	4-0	4.0	-	-	1.0-7	1.0-9	-	-	-	2.0-7	DNP	-
Kennard, K.	2-1	2.5	DNP	DNP	DNP	-	DNP	-	-	-	1.5-14	1.0-13
Oliver, K.	2-0	2.0	-	-	-	-	-	-	1.0-6	1.0-8	DNP	-
Clayton, A.	2-0	2.0	DNP	DNP	-	2.0-8	-	-	DNP	-	DNP	DNP
Ryans, C.	2-0	2.0	2.0-24	DNP	-	-	-	-	-	-	DNP	-
Thomas, C.	2-0	2.0	-	2.0-17	-	-	-	-	-	-	-	-
Griffin, Jaq.	2-0	2.0	-	-	-	-	1.0-5	-	-	-	-	1.0-9
Curry, D.	1-1	1.5	1.0-4	-	-	-	-	-	-	-	0.5-5	-
Brooks, D.	1-0	1.0	-	-	-	-	-	-	1.0-4	-	-	-
Stone, A.	1-0	1.0	DNP	DNP	DNP	-	DNP	-	-	1.0-6	-	-
Jackson, Q.	1-0	1.0	-	-	-	-	1.0-9	-	-	-	-	-

**INDIVIDUAL GAME-BY-GAME TACKLES FOR LOSS**

	UA-A	TOT	FSU	UCF	SYR	LOU	CLEM	BC	ND	DU	NCSU	PITT
Curry, D.	6-6	9.0	2.0-9	-	0.5-0	0.5-1	-	1.0-1	1.0-1	-	2.0-9	2.0-2
Domineck, J.	7-3	8.5	-	-	2.0-11	1.0-9	-	1.0-4	1.0-5	2.5-7	DNP	1.0-2
Jackson, Q.	4-1	4.5	-	-	1.0-1	0.5-1	1.0-9	1.0-1	1.0-2	-	-	-
Thomas, C.	4-0	4.0	-	3.0-20	-	1.0-3	-	-	-	-	-	-
Oliver, K.	3-2	4.0	-	-	0.5-1	1.0-5	-	-	1.0-6	1.5-9	DNP	-
Griffin, Jaq.	3-1	3.5	-	-	1.0-1	-	1.0-5	-	-	-	0.5-1	1.0-9
Brooks, D.	3-0	3.0	-	1.0-1	-	-	-	-	2.0-6	-	-	-
Yondjouen, S.	2-1	2.5	0.5-1	1.0-5	1.0-1	DNP	DNP	DNP	DNP	DNP	DNP	DNP
Ryans, C.	2-1	2.5	2.0-24	DNP	-	0.5-1	-	-	-	-	DNP	-
Kennard, K.	2-1	2.5	DNP	DNP	DNP	-	DNP	-	-	-	1.5-14	1.0-13
Clayton, A.	2-1	2.5	DNP	DNP	-	2.5-8	-	-	DNP	-	DNP	DNP
Walker, W.	2-0	2.0	-	-	-	-	-	-	-	1.0-4	1.0-2	-
Carpenter, T.	1-2	2.0	-	-	-	-	-	-	-	1.5-2	0.5-0	-
Lockhart, M.	1-2	2.0	1.0-2	-	-	DNP	-	0.5-1	-	0.5-0	-	-
Bennett, C.	1-1	1.5	0.5-0	1.0-2	-	-	-	-	-	-	DNP	-
Ivey, J.	1-0	1.0	DNP	-	-	-	-	-	1.0-3	-	-	-
Knight, D.	1-0	1.0	-	1.0-1	-	-	-	DNP	-	DNP	-	-
King, J.	0-2	1.0	-	-	-	1.0-1	-	-	-	-	DNP	-
Owens, A.	1-0	1.0	DNP	DNP	DNP	DNP	1.0-2	-	-	-	-	-
Stone, A.	1-0	1.0	DNP	DNP	DNP	-	DNP	-	-	1.0-6	-	-
Askew, J.	1-0	1.0	-	-	-	-	1.0-7	-	-	-	DNP	DNP
Sirris, M.	1-0	1.0	-	-	-	-	DNP	-	-	-	1.0-2	DNP
Walton, Z.	0-1	0.5	-	-	-	-	-	0.5-1	-	-	-	-
Thomas, Jua.	0-1	0.5	-	-	-	-	-	-	-	-	0.5-2	-



**GEORGIA TECH SCORING DRIVES**

	QTR	TD	FG	PLAYERS	PLAY	PL	YDS	TIME
FSU	3	X		J. Mason	19-yd rush	14	80	4:35
	4	X		Carter from Sims	15-yd pass	8	72	2:40
	4	X	X	J. Kelley	32-yd FG	4	15	1:50
UCF	1	X		J. Sims	1-yd rush	3	21	0:43
	2	X		Gibbs from Sims	9-yd pass	10	75	1:03
CUSE	4	X		J. Gibbs	33-yd rush	5	56	1:41
	2	X		Gibbs from Sims	24-yd pass	7	63	2:03
	2	X		J. Simms	1-yd rush	7	75	3:47
LOU	3	X		J. Griffin	3-yd rush	5	67	1:58
	1	X		J. Gibbs	12-yd rush	8	64	2:50
	2	X		Camp from Brown	9-yd pass	4	75	0:49
CLEM	3	X		J. Griffin	3-yd rush	7	66	2:11
	3	X		J. Sims	22-yd rush	3	27	1:08
	4	X		Gibbs from Sims	19-yd pass	4	51	2:26
	4	X		Carter from Sims	34-yd pass	5	67	2:49
	4	X		D. Smith	12-yd rush	3	18	1:00
	1	X		Camp from Sims	59-yd pass	4	75	1:23
BC	2	X		Brown from Sims	32-yd pass	2	53	0:24
	2	X		Harris from Sims	31-yd pass	6	91	2:20
ND	3	X		J. Sims	1-yd rush	15	75	7:10
	4	X		A. Brown	2-yd rush	9	55	4:21
	2	X		Z. Walton	98-yd FUM recovery			
DUKE	4	X		J. Mason	1-yd rush	8	69	2:42
	1	X		J. Gibbs	61-yd rush	4	75	1:16
NCSU	1	X		Carter from Sims	12-yd pass	6	75	2:28
	2	X		J. Gibbs	26-yd rush	5	42	1:25
	2	X		J. Domineck	0-yd FUM recovery			
	3	X		Camp from Sims	24-yd pass	1	24	0:07
	3	X		Sanders from Sims	24-yd pass	4	65	1:42
	4	X		D. Smith	36-yd rush	7	64	3:26
PITT	4	X		D. Smith	22-yd rush	7	50	2:49
	2	X		J. Sims	34-yd rush	8	75	2:32
	3	X	X	G. Stewart	26-yd FG	14	68	6:07
DUKE	4	X	X	G. Stewart	22-yd FG	16	85	7:02
	1	X		J. Sims	1-yd rush	12	98	4:23
NCSU	3	X		Camp from Sims	21-yd pass	10	58	3:40
	4	X		Deveney from Sims	18-yd pass	7	75	2:03

**OPPONENTS SCORING DRIVES**

	QTR	TD	FG	PLAYERS	PLAY	PL	YDS	TIME
FSU	1	X		Keyshawn from Blackmon	3-yd pass	7	52	2:07
	1	X	X	G. Parker	37-yd FG	11	61	4:49
	3	X	X	G. Parker	53-yd FG	13	35	5:03
UCF	1	X		Nixon from Gabriel	6-yd pass	8	75	2:07
	2	X		Williams from Gabriel	8-yd pass	12	80	2:59
	2	X		G. McCrae	21-yd rush	9	90	2:55
	2	X		Nixon from Gabriel	25-yd pass	4	35	1:18
CUSE	4	X		O. Anderson	1-yd rush	6	75	1:32
	4	X		Williams from Gabriel	7-yd pass	8	63	3:43
	4	X		B. Thompson	4-yd rush	4	20	1:56
	1	X	X	S. Tucker	38-yd rush	6	69	2:21
LOU	1	X	X	A. Szymt	47-yd FG	4	0	0:52
	1	X		S. Tucker	4-yd rush	7	37	2:48
	2	X		Harris from Devito	46-yd pass	2	47	0:40
	3	X		Johnson from Devito	43-yd pass	3	65	0:49
BC	4	X		T. Williams	43-yd INT Return			
	1	X		Ford from Cunningham	3-yd pass	8	45	4:10
	2	X		M. Cunningham	2-yd rush	12	80	5:47
	2	X		Atwell from Cunningham	26-yd pass	11	87	4:03
	3	X		M. Cunningham	11-yd rush	12	75	6:02
	1	X		Powell from Lawrence	5-yd pass	5	41	1:39
CLEM	1	X		Rodgers from Lawrence	83-yd pass	1	83	0:11
	1	X	X	B.T. Potter	30-yd FG	4	3	2:04
	2	X		Allen from Lawrence	34-yd pass	6	62	2:28
	2	X		N. Pinckney	1-yd rush	9	80	4:27
	2	X		Ladson, Jr. from Lawrence	8-yd pass	7	68	2:59
	2	X		T. Etienne	3-yd rush	2	7	0:27
DUKE	2	X		Rodgers from Lawrence	16-yd pass	3	68	0:31
	3	X		C. Mellusi	5-yd rush	2	5	0:09
	4	X		Pace from Helms	7-yd pass	16	83	6:26
	4	X		Ajou from Helms	35-yd pass	5	91	2:28
	1	X		Lewis from Jurkovec	7-yd pass	10	71	5:11
	1	X		Lewis from Jurkovec	5-yd pass	4	22	2:20
BC	2	X	X	A. Boumerhi	41-yd FG	9	62	3:18
	2	X		M. Palmer	33-yd FUM recovery			
	2	X	X	Z. Flowers	22-yd rush	5	39	2:04
	2	X	X	A. Boumerhi	27-yd FG	14	65	6:43
	3	X		D. Bailey	34-yd rush	5	75	2:11
	3	X		D. Bailey	4-yd rush	3	12	0:51
ND	1	X		Wilkins, Jr. from Book	8-yd pass	15	81	8:38
	2	X		K. Williams	2-yd rush	7	75	3:48
	2	X	X	J. Doerer	32-yd FG	8	35	2:10
	3	X		K. Williams	4-yd rush	6	65	2:56
DUKE	4	X		C. Flemister	3-yd rush	9	74	4:32
	1	X		S. Heyward	0-yd FUM recovery			
	2	X		M. Durant	1-yd rush	11	57	3:49
	2	X		Durant from Brice	30-yd pass	6	63	2:14
	2	X		S. Heyward safety				
	3	X	X	C. Ham	35-yd FG	4	0	0:18
NCSU	3	X		Garner from Brice	28-yd pass	6	63	2:15
	1	X	X	C. Dunn	40-yd FG	13	57	4:32
	2	X		R. Person	20-yd rush	4	45	1:32
	2	X		Z. Knight	5-yd rush	6	88	2:00
PITT	2	X	X	C. Dunn	20-yd FG	8	62	3:25
	4	X	X	C. Dunn	39-yd FG	9	59	3:14
	1	X		A. Kessman	27-yd FG	5	74	1:26
	2	X		A. Kessman	25-yd FG	8	18	3:04
UCF	2	X		Turner from Pickett	60-yd pass	2	93	0:37
	2	X	X	A. Kessman	30-yd FG	12	85	4:45
	3	X		K. Pickett	1-yd rush	12	80	4:53
	4	X	X	A. Kessman	22-yd FG	17	78	8:54
DUKE	4	X		V. Davis	38-yd rush	9	75	4:01

**TOUCHDOWN DRIVE SUMMARY**

	GT	OPP
TD plays of 20-plus yards	15	15
TD plays of 50-plus yards	2	2
TD drives of 80-plus yards	3	12
TD drives of 20 yards or less	1	4
TD drives of 5:00 or more	1	6
TD drives of 3:00 or less	24	33
TD drives of 2:00 or less	13	16
TD drives of 5 plays or less	14	14
TD drives of 10 plays or more	5	10

*does not include special teams or defensive touchdowns*



**GEORGIA TECH BIG PLAYS (20+ YARDS)**

NO. OPP.	PLAYER(S)	PLAY	* Touchdown	
			DOWN-DIST.	YDS.
1. FSU	Ezzard from Sims	Pass	2-18	45
2.	Camp from Sims	Pass	2-3	23
3.	D. Smith	KO Return		22
4.	D. Smith	KO Return		21
5.	Smith from Sims	Pass	1-10	20
6. UCF	J. Gibbs	KO Return		75
7.	J. Gibbs	Rush	1-10	33*
8.	Griffin from Sims	Pass	3-5	25
9.	Harris from Sims	Pass	1-10	23
10.	Gibbs from Sims	Pass	2-10	23
11.	Gibbs from Sims	Pass	2-4	20
12. SYR	Brown from Sims	Pass	2-17	40
13.	D. Smith	Rush	1-10	30
14.	Carter from Sims	Pass	2-33	29
15.	D. Smith	Rush	2-6	27
16.	J. Gibbs	Rush	3-10	24
17.	Gibbs from Sims	Pass	4-8	24*
18.	Camp from Sims	Pass	1-15	23
19. LOU	Gibbs from Sims	Pass	1-10	41
20.	Carter from Sims	Pass	1-10	41
21.	Carter from Sims	Pass	2-9	34*
22.	Sanders from Sims	Pass	3-10	33
23.	Brown from Sims	Pass	2-4	30
24.	J. Sims	Rush	3-5	22*
25. CLEM	Camp from Sims	Pass	1-10	59*
26.	S. Massey	Rush	3-4	41
27.	D. Smith	KO Return		27
28.	D. Smith	Rush	2-10	23
29. BC	Mason from Sims	Pass	3-5	37
30.	Brown from Sims	Pass	1-10	32*
31.	Harris from Sims	Pass	2-6	31*
32.	J. Gibbs	KO Return		30
33.	Gibbs from Graham	Pass	4-7	28
34.	J. Sims	Rush	1-10	25
35.	Brown from Sims	Pass	2-7	24
36.	J. Gibbs	KO Return		24
37.	D. Smith	KO Return		20
38. ND	Z. Walton	FUM Return		93*
39.	Camp from Sims	Pass	2-10	39
40.	Gibbs from Sims	Pass	3-5	34
41. DU	Gibbs	Rush	1-10	61*

NO. OPP.	PLAYER(S)	PLAY	DOWN-DIST.	YDS.
42.	J. Mason	Rush	3-3	48
43.	T. Carpenter	INT Return		43
44.	Gibbs from Sims	Pass	1-10	42
45.	D. Smith	Rush	1-10	36*
46.	D. Smith	KO Return		30
47.	J. Sims	Rush	1-10	28
48.	J. Gibbs	Rush	2-10	26*
49.	Sanders from Sims	Pass	1-10	24*
50.	Camp from Sims	Pass	1-10	24*
51.	J. Sims	Rush	3-8	23
52.	D. Smith	Rush	1-10	22*
53. NCSU	J. Sims	Rush	2-10	34*
54.	D. Smith	Rush	2-20	23
55.	Sanders from Sims	Pass	2-7	22
56.	Jordan Mason	Rush	1-10	20
57. PITT	Camp from Sims	Pass	3-10	46
58.	J. Griffin	Rush	1-10	35
59.	Carter from Sims	Pass	1-10	30
60.	Camp from Sims	Pass	1-10	21*
61.	Harris from Sims	Pass	2-7	20

**POINTS OFF GEORGIA TECH TAKEAWAYS**

NO. OPP.	TURN		LED TO	PTS. OFF
	QTR	OVER DEFENDER(S)		
1. FSU (3)	2	INT Quez Jackson	Missed FG	0
2.	4	FUM C. Ryans (F); D. Curry (R)	FG	3
3.	4	FUM C. Ryans (F); D. Brooks (R)	Punt	0
4. UCF (2)	2	FUM D. Knight (F); A. Showell (R)	INT	0
5.	3	INT Juanyeh Thomas	Punt	0
6. CUSE (1)	2	INT Zamari Walton	TD	7
7. LOU (3)	1	FUM C. Thomas (F); Q. Jackson (R)	TD	7
8.	3	FUM B. Jordan-Swilling (F); Jordan-Swilling (R)	TD	7
9.	4	FUM Domineck (F); Domineck (R)	TD	7
10. CLEM (2)	1	FUM Ryans (F); Swilling (R)	Punt	0
11.	1	INT Zamari Walton	Downs	0
12. ND (1)	2	FUM J. Thomas (F); Walton (R)	TD	7*
13. DUKE (5)	2	FUM Kaleb Oliver (R)	TD	7
14.	2	FUM Jordan Domineck (F, R)	TD	7*
15.	3	INT Tariq Carpenter	TD	7
16.	3	FUM Curry (F); Swilling (R)	Fumble	0
17.	3	FUM Antwan Owens (R)	Downs	0

\* Defensive touchdown

**Points 59**

**POINTS OFF GEORGIA TECH GIVEAWAYS**

NO. OPP.	QTR	TURN		LED TO	PTS. OFF
		OVER	OFFENSIVE PLAYER		
1. FSU (2)	1	INT	Jeff Sims	TD	7
2.	2	INT	Jeff Sims	FG	3
3. UCF (5)	1	FUM	Jeff Sims	Punt	0
4.	2	INT	Jeff Sims	TD	7
5.	3	FUM	Jamious Griffin	INT	0
6.	4	INT	Jeff Sims	TD	7
7.	4	FUM	Dontae Smith	EOG	0
8. CUSE (5)	1	INT	Jeff Sims	FG	3
9.	1	INT	Jeff Sims	TD	7
10.	3	INT	Jeff Sims	Missed FG	0
11.	4	INT	Jeff Sims	TD*	7
12.	4	FUM	Jordan Yates	Downs	0
13. CLEM (3)	1	FUM	Jeff Sims	FG	3
14.	2	INT	Jeff Sims	TD	7
15.	3	FUM	Jeff Sims	TD	7
16. BC (3)	1	FUM	Jeff Sims	TD	7
17.	2	FUM	Jordan Mason	TD*	7
18.	3	INT	Jeff Sims	TD	7
19. ND (1)	3	FUM	Jeff Sims	TD	7
20. DUKE (3)	1	FUM	N. McCollum	TD	7*
	2	INT	Jeff Sims	FG	3
	3	FUM	Dontae Smith	Fumble	0

\* Defensive touchdown

**Points 96**



**OPPONENT BIG PLAYS (20+ YARDS)**

NO. OPP.	PLAYER(S)	PLAY	* Touchdown		NO. OPP.	PLAYER(S)	PLAY	DOWN-DIST.	YDS.	
			DOWN-DIST.	YDS.						
1. FSU	A. Samuel	INT Return		38	42.	L. Dixon	Rush	1-10	21	
2.	A. Samuel	INT Return		36	43.	Spector from Lawrence	Pass	1-15	20	
3.		McDonald from Blackman	Pass	2-1	27	44. BC	D. Bailey	Rush	1-10	34*
4.		Thompson from Blackman	Pass	1-10	24	45.	M. Palmer	FUM Return		33*
5. UCF	Nixon from Gabriel	Pass	1-10	49	46.	Lewis from Jurkovec	Pass	3-4	30	
6.	Robinson from Gabriel	Pass	2-11	48	47.	P. Jurkovec	Rush	2-8	28	
7.	Williams from Gabriel	Pass	2-10	40	48.	Jurkovec	Rush	2-7	24	
8.	Nixon from Gabriel	Pass	1-10	25*	49.	Z. Flowers	Rush	3-4	22*	
9.	Williams from Gabriel	Pass	3-6	25	50. ND	McKinley from Book	Pass	3-8	34	
10.	Williams from Gabriel	Pass	3-6	24	51.	McKinley from Book	Pass	1-10	31	
11.	Robinson from Gabriel	Pass	2-7	24	52.	C. Tyree	Rush	1-10	21	
12.	O. Anderson	Rush	1-15	23	53.	C. Flemlister	Rush	1-10	21	
13.	Williams from Gabriel	Pass	2-6	21	54.	Williams from Book	Pass	2-6	20	
14.	G. McCrae	Rush	2-12	21*	55.	C. Tyree	KO Return		20	
15. SYR	Carter (Williams on lateral)	INT Return		66*	56. DU	Smith from Brice	Pass	4-8	44	
16.	N. Johnson	KO Return		49	57.	J. Stinson	KO Return		40	
17.	T. Williams	INT Return		47	58.	M. Carter II	INT Return		33	
18.	Harris from Devito	Pass	2-9	46*	59.	J. Stinson	KO Return		30	
19.	Johnson from Devito	Pass	1-10	43*	60.	Durant from Brice	Pass	3-9	30*	
20.	S. Tucker	Rush	3-2	38*	61.	Garner from Brice	Pass	1-10	28*	
21.	Johnson from Devito	Pass	1-10	36*	62.	J. Stinson	KO Return		23	
22.	N. Johnson	KO Return		26	63.	D. Jackson	Rush	2-2	23	
23. LOU	H. Hall	KO Return		42	64.	D. Philyaw-Johnson	KO Return		23	
24.	Fitzpatrick from Cunningham	Pass	3-10	36	65.	D. Philyaw-Johnson	KO Return		22	
25.	H. Hall	KO Return		28	66.	Calhoun from Brice	Pass	1-10	22	
26.	H. Hall	Rush	2-9	28	67.	J. Stinson	KO Return		22	
27.	J. Hawkins	Rush	3-16	27	68. NCSU	Carter from Hockman	Pass	3-5	36	
28.	Atwell from Cunningham	Pass	1-10	26*	69.	Riley from Hockman	Pass	1-10	36	
29.	Ford from Cunningham	Pass	2-10	25	70.	Z. Knight	KO Return		26	
30.	J. Hawkins	Rush	1-10	24	71.	Z. Knight	KO Return		23	
31.	Ford from Cunningham	Pass	2-15	23	72.	Emezie from Hockman	Pass	3-5	22	
32.	Ford from Cunningham	Pass	3-3	20	73.	Thomas from Hockman	Pass	2-21	21	
33. CLEM	Rodgers from Lawrence	Pass	1-10	83*	74.	R. Person, Jr.	Rush	1-10	20*	
34.	Ajou from Helms	Pass	1-10	35*	75. PITT	V. Davis	Rush	1-10	74	
35.	Rodgers from Lawrence	Pass	2-9	35	76.	Turner from Pickett	Pass	1-10	60*	
36.	Allen from Lawrence	Pass	1-10	34*	77.	DJ Turner	KO Return		38	
37.	Allen from Lawrence	Pass	1-10	31	78.	V. Davis	Rush	2-9	38*	
38.	N. Turner	INT Return		31	79.	Wayne from Pickett	Pass	1-10	33	
39.	M. Dukes	Rush	2-1	29	80.	V. Davis	Rush	3-9	32	
40.	Powell from Lawrence	Pass	3-4	24	81.	DJ Turner	Rush	2-10	24	
41.	Elienne from Lawrence	Pass	3-3	22	82.	V. Davis	Rush	3-1	21	

**BIG PLAYS FROM SCRIMMAGE SUMMARY**

RUSH/CATCH	20-29	30-39	40-49	50-59	60-69	70-79	80-89	90-99	TOTAL
Jahmyr Gibbs	5 (2/3)	1 (0/1)	2 (0/2)		1 (1/0)				8
Jalen Camp	4 (0/4)	1 (0/1)	1 (0/1)	1 (0/1)					7
Dontae Smith	4 (4/0)	3 (2/1)							7
Jeff Sims	4 (4/0)	1 (1/0)							5
Ahmarean Brown	1 (0/1)	2 (0/2)	1 (0/1)						4
Malachi Carter	1 (0/1)	2 (0/3)	1 (0/1)						4
Jordan Mason	1 (1/0)	1 (0/1)	1 (1/0)						3
Peje Harris	1 (0/1)	1 (0/1)							2
Adonias Sanders	1 (0/1)	1 (0/1)							2
Jamious Griffin		1 (1/0)							1
Marquez Ezzard			1 (0/1)						1
Spence Massey			1 (1/0)						1
<b>Totals</b>	<b>22 (11/11)</b>	<b>14 (4/10)</b>	<b>8 (2/6)</b>	<b>1 (0/1)</b>	<b>1 (1/0)</b>				<b>45</b>
<b>Opponents</b>	<b>35 (17/18)</b>	<b>18 (5/13)</b>	<b>6 (0/6)</b>		<b>1 (0/1)</b>	<b>1 (1/0)</b>	<b>1 (0/1)</b>		<b>62</b>
<hr/>									
PASSING	20-29	30-39	40-49	50-59	60-69	70-79	80-89	90-99	TOTAL
Jeff Sims	12	10	6	1					29
James Graham	1								1
<b>Totals</b>	<b>13</b>	<b>10</b>	<b>6</b>	<b>1</b>					<b>30</b>
<b>Opponents</b>	<b>18</b>	<b>13</b>	<b>6</b>		<b>1</b>		<b>1</b>		<b>39</b>

## OFFENSIVE

STARTERS	QB	RB	WR	WR	WR	TE	LT	LG	C	RG	RT
Florida State	J. Sims	Mason	Brown	Carter	Camp	Deveney	Quinney	DeFoor	Minihan	Johnson	Williams
UCF	J. Sims	J. Griffin	Brown	Carter	Camp	Sanders^	Quinney	DeFoor	Minihan	Johnson	Williams
Syracuse	J. Sims	J. Gibbs	Brown	Carter	Ward*	Coco	Quinney	DeFoor	Minihan	Johnson	Williams
Louisville	J. Sims	J. Gibbs	Brown	Carter	Camp	Deveney	Quinney	DeFoor	Minihan	Johnson	Williams
Clemson	J. Sims	J. Gibbs	Brown	Carter	Camp	Brown^	Quinney	DeFoor	Minihan	Johnson	Williams
Boston College	J. Sims	J. Gibbs	Brown	Carter	Camp	Leonard	Quinney	DeFoor	Minihan	Johnson	Williams
Notre Dame	J. Sims	J. Gibbs	Brown	Carter	Camp	Leonard	Quinney	DeFoor	Minihan	Johnson	Williams
Duke	J. Sims	J. Gibbs	Harris	Carter	Camp	Deveney	Quinney	DeFoor	Minihan	Johnson	Clark
NC State	J. Sims	Mason	Harris	Carter	Camp	Deveney	Quinney	DeFoor	Minihan	Johnson	Clark
Pitt	J. Sims	Howard	Blancato	Carter	Camp	Deveney	Quinney	DeFoor	Minihan	Johnson	Williams

^ WR \*TE

## DEFENSIVE

STARTERS	DE	DT	DT	DE	LB	LB	S	S	S	CB	CB
Florida State	Domineck	Brooks	Griffin	Ryans	Curry	Jackson	J. Thomas	Carpenter	K. Oliver (N)	M. Sims	Z. Walton
UCF	Domineck	Brooks	Walker (N)	Yondjouen	Curry	Jackson	J. Thomas	Carpenter	K. Oliver (N)	M. Sims	Z. Walton
Syracuse	Domineck	Brooks	Griffin	Yondjouen	Curry	Jackson	J. Thomas	Carpenter	K. Oliver (N)	K. Johnson	Z. Walton
Louisville	Domineck	Brooks	Douse	Clayton	Curry	Jackson	J. Thomas	Carpenter	C. Thomas (N)	Swilling	Z. Walton
Clemson	Clayton	Brooks	Lockhart	Ryans	Curry	Jackson	J. Thomas	Carpenter	Walker (N)	Swilling	Z. Walton
Boston College	Clayton	Brooks	Lockhart	Kennard	Curry	Jackson	J. Thomas	Showell	Walker (N)	Swilling	Z. Walton
Notre Dame	Bennett	Brooks	Lockhart	Ryans	Curry	Jackson	J. Thomas	Carpenter	C. Thomas (N)	Swilling	Z. Walton
Duke	Bennett	Brooks	Griffin	Clayton	Curry	Jackson	J. Thomas	Carpenter	K. Oliver (N)	Swilling	Z. Walton
NC State	Ivey	Stone	Lockhart	Kennard	Curry	Jackson	J. Thomas	Carpenter	Walker (N)	K. Johnson	Z. Walton
Pitt	Ivey	Lockhart	Griffin	Kennard	Curry	Jackson	J. Thomas	Carpenter	Walker (N)	K. Johnson	Z. Walton

(N) = Nickel

## GAME INFORMATION

	TECH CAPTAINS	COIN TOSS	GT KO/ REC.	GT 1ST OFF. PLAY	GT 1ST POSS.	OPP. 1ST POSS.	KICKOFF TIME	GAME LENGTH	GT HELMET	GT JERSEY	GT PANTS
at CLEM	J. Camp, T. Carpenter D. Curry, Z. Quinney	GT	KO	Oliver 2 run	Punt	Punt	8:07 p.m.	3:16	Gold	White/Gold	Gold
FSU	Brooks, Camp Curry, DeFoor	FSU	Rec.	Sims pass 8	Carter INT	TD	4:00	5:02	Gold	White/Blue	Blue/Gold
UCF	Brown, Howard Askew, Johnson	UCF	Rec.	Sims 15 rush	TD	TD	3:36	3:50	White	White/Gold	White/Blue
SYR	J. Thomas, Carter T. Oliver, Cooper	CUSE	Rec.	Gibbs 0 rush	Punt	Punt	12:05	4:07	Gold	White/Blue	Gold/Blue
LOU	Swilling, Harvin Quinney, Brooks	GT	Kick	Sims 7 rush	TD	Fumble	7:04	10:36	Gold	Blue/Gold	Blue/Gold
CLEM	Brown, Curry, Clayton, DeFoor	GT	Rec.	Gibbs 6 rush	Punt	Fumble	12:06	3:22	Gold	White/Gold	Gold/Blue
BC	Johnson, Quinney Swilling, Walton	BC	Rec.	Gibbs 8 rush	Downs	TD	4:03	3:22	White	White/Blue	Blue/Gold
ND	Brooks, J. Thomas T. Oliver, Mason	GT	Kick	Gibbs 0 rush	Punt	TD	3:41	3:10	Gold	Black/White	Black/Gold
DU	Brooks, Howard Curry, R. Johnson	Duke	Rec.	Sims pass 2	Gibbs TD	Punt	7:05	3:48	Gold	Blue/Gold	White/Blue
NCSU	Carpenter, Quinney Swilling, DeFoor	GT	Kick	Sims pass 0	Deveney Punt	Punt	4:03	3:21	White	White/Blue	White/Blue
Pitt	Johson, Curry, Sims, Quinney	GT	Kick	Sims pass INT	INT	FG	7:05	3:34	Gold	White/Gold	Gold/Blue





**2020 GAME PARTICIPATION**

#	Name	GP/VS	FSU	UCF	SYR	LOU	CLEM	BC	ND	DU	NCSU	PITT
12	Ezard, M.	8/-	XXX	XXX	XXX	XXX	XXX	XXX	XXX	XXX	...	...
1W	Allen, D.	9/-	XXX	XXX	XXX	XXX	XXX	...	XXX	XXX	XXX	XXX
45	Amerson, T.	3/-	...	...	XXX	...	XXX	XXX	...	...	...	...
4A	Askew, J.	8/-	XXX	XXX	XXX	XXX	XXX	XXX	XXX	XXX	...	...
1X	Bennett, C.	9/2	XXX	XXX	XXX	XXX	XXX	XXX	START	START	...	XXX
26	Blancato, J.	10/1	XXX	XXX	XXX	XXX	XXX	XXX	XXX	XXX	XXX	START
8A	Boyd, A.	2/-	...	...	XXX	XXX	...	...	...	...	...	...
0	Brooks, D.	10/8	START	START	START	START	START	START	START	START	XXX	XXX
20	Brooks, M.	4/7	...	...	...	...	...	XXX	XXX	XXX	XXX	...
2W	Brown, Ah.	7/-	START	START	START	START	START	START	START	START	...	...
1J	Camp, J.	10/9	START	START	XXX	START	START	START	START	START	START	START
2	Carpenter, T.	10/9	START	START	START	START	START	XXX	START	START	START	START
15	Carter, M.	10/10	START	START	START	START	START	START	START	START	START	START
72	Clark, C.	1/1	...	...	...	...	...	...	START	...	...	...
11	Clayton, A.	5/4	...	...	XXX	START	START	START	...	START	...	...
34	Coco, J.	10/1	XXX	XXX	START	XXX	XXX	XXX	XXX	XXX	XXX	XXX
55	Cooper, K.	7/-	...	XXX	XXX	XXX	XXX	XXX	XXX	...	...	...
6	Curry, D.	10/10	START	START	START	START	START	START	START	START	START	START
78	DeFord, J.	10/10	START	START	START	START	START	START	START	START	START	START
83	Deveney, D.	7/6	START	...	...	START	START	...	XXX	START	START	START
52	Dingle, J.	4/4	...	...	XXX	XXX	XXX	XXX	...	...	...	...
42	Domineck, J.	9/4	START	START	START	START	START	XXX	XXX	XXX	...	XXX
99	Douse, D.	9/2	START	XXX	XXX	START	XXX	XXX	...	XXX	XXX	XXX
21	Gibbs, J.	7/6	...	XXX	START	START	START	START	START	START	...	...
16	Gleason, T.	2/-	...	...	...	...	XXX	XXX	XXX	...	...	...
4	Graham, J.	1/-	...	...	...	...	XXX	...	...	...	...	...
22	Griffin, J.	8/1	XXX	START	XXX	XXX	XXX	XXX	...	XXX	XXX	XXX
92	Griffin, Jaq.	10/4	START	XXX	START	XXX	XXX	XXX	XXX	START	XXX	START
18	Harris, P.	9/2	XXX	XXX	XXX	...	XXX	XXX	XXX	START	START	XXX
27	Harvin III, P.	9/-	XXX	XXX	XXX	XXX	XXX	XXX	XXX	XXX	...	XXX
5	Howard, J.	10/1	XXX	XXX	XXX	XXX	XXX	XXX	XXX	XXX	START	START
23	Huff, J.	4/-	...	...	XXX	XXX	...	...	...	...	XXX	XXX
2H	Huff, Jal.	3/-	...	...	XXX	...	...	...	XXX	XXX	...	...
35	Ivey, J.	9/2	...	XXX	XXX	XXX	XXX	XXX	XXX	XXX	START	START
44	Jackson, Q.	10/10	START	START	START	START	START	START	START	START	START	START
91	Johnson, E.	7/-	...	XXX	XXX	XXX	...	XXX	XXX	XXX	XXX	XXX
24	Johnson, K.	9/3	XXX	XXX	START	XXX	XXX	XXX	...	XXX	START	START
70	Johnson, R.	10/10	START	START	START	START	START	START	START	START	START	START
29	Jordan-Swilling	8/-	...	...	XXX	XXX	XXX	XXX	XXX	XXX	XXX	XXX
8J	Kelley, J.	5/-	XXX	XXX	...	...	XXX	XXX	XXX	...	...	...
30	Kennard, K.	6/3	...	...	...	XXX	...	START	XXX	XXX	START	START
48	Kent, A.	10/-	XXX	XXX	XXX	XXX	XXX	XXX	XXX	XXX	XXX	XXX
14	King, J.	9/-	XXX	XXX	XXX	XXX	XXX	XXX	XXX	XXX	...	XXX
8K	King, R.	2/-	...	...	...	XXX	...	XXX	...	...	...	...
17	Knight, D.	8/-	XXX	XXX	XXX	XXX	XXX	...	XXX	...	XXX	XXX
79	Lay III, W.	3/-	...	...	...	XXX	...	XXX	...	XXX	...	...
95	Lee, J.	4/-	XXX	XXX	XXX	XXX	...	...	...	...	...	...
80	Leonard, D.	7/2	...	...	XXX	XXX	START	START	START	XXX	XXX	XXX
94	Lockhart, M.	9/5	XXX	XXX	XXX	...	START	START	START	XXX	START	START
5S	Lung, C.	10/-	XXX	XXX	XXX	XXX	XXX	XXX	XXX	XXX	XXX	XXX
2B	Mason, J.	6/2	START	...	...	...	XXX	XXX	XXX	START	START	XXX
49	Massey, S.	5/-	...	...	XXX	...	XXX	XXX	...	XXX	XXX	XXX
61	Maye, M.	2/-	XXX	XXX	...	...	...	...	...	...	...	...
4D	Mccawley, T.	7/-	...	XXX	XXX	XXX	XXX	XXX	...	XXX	XXX	...
8B	McCollum, N.	6/-	...	...	...	XXX	XXX	XXX	XXX	XXX	XXX	XXX
2T	Mejquez, T.	7/-	...	XXX	XXX	...	...	XXX	XXX	XXX	XXX	XXX
54	Miller, C.	7/-	...	XXX	XXX	...	XXX	XXX	XXX	XXX	...	XXX
87	Minihan, M.	10/10	START	START	START	START	START	START	START	START	START	START
43	Neuber, C.	2/-	...	...	...	...	...	...	...	XXX	XXX	...
82	Norris, K.	2/-	...	...	...	...	...	...	XXX	XXX	...	...
2K	Oliver, K.	9/4	START	START	START	XXX	XXX	XXX	START	...	...	XXX
8	Oliver, T.	9/-	XXX	XXX	XXX	XXX	...	XXX	XXX	XXX	XXX	XXX
89	Owens, A.	6/-	...	...	...	XXX	XXX	XXX	XXX	XXX	XXX	XXX
81	Owens, Z.	1/-	...	...	...	...	...	...	XXX	...	...	...
73	Quinney, Z.	10/10	START	START	START	START	START	START	START	START	START	START
98	Ryans, C.	8/2	XXX	...	XXX	XXX	START	XXX	START	XXX	...	XXX
1S	Sanders, A.	10/1	XXX	START	XXX	XXX	XXX	XXX	XXX	XXX	XXX	XXX

**CAREER STARTS**

NAME	'16	'17	'18	'19	'20	TOT.	CONS.
D. Curry	1	-	12	12	10	35	32
Z. Quinney	-	-	12	12	10	34	32
T. Carpenter	-	-	13	10	9	32	4
T. Swilling	-	-	11	12	5	28	-
J. Camp	-	-	11	4	9	24	7
K. Cooper	1	11	7	4	-	23	-
xM. Carter	-	-	-	11	10	21	12
J. DeFord	-	-	-	-	11	10	21
J. Thomas	-	-	-	11	10	21	15
Z. Walton	-	-	-	11	10	21	19
J. Camp	-	-	11	4	9	24	7
A. Brown	-	-	-	11	7	18	-
M. Minihan	-	-	-	6	10	16	14
Q. Jackson	-	-	-	5	10	15	15
C. Thomas	-	-	6	5	2	13	-
D. Brooks	-	-	-	4	8	12	-
R. Johnson	-	-	-	-	10	10	10
K. Oliver	-	-	-	6	4	10	-
J. Sims	-	-	-	-	10	10	10
T.K. Omedza	-	-	-	9	-	9	-
J. Howard	-	-	7	1	1	9	1
J. Williams	-	-	-	-	9	9	2
D. Deveney	-	-	-	2	6	8	5
W. Lay III	-	-	-	8	-	8	-
A. Sanders	-	-	-	7	1	8	-
J. Domineck	-	-	-	3	4	7	-
A. Owens	-	-	-	7	-	7	-
J. Gibbs	-	-	-	-	6	6	6
J. Askew	-	-	5	-	-	5	-
M. Lookhart	-	-	-	-	5	5	2
C. Ryans	-	-	-	2	3	5	-
W. Walker	-	-	-	-	5	5	2
S. Yondjoen	-	-	-	2	2	4	-
A. Clayton	-	-	-	-	4	4	-
Ja'Q. Griffin	-	-	-	-	4	4	1
P. Harris	-	-	-	1	2	3	-
K. Johnson	-	-	-	-	3	3	2
B. Jordan-Swilling	-	1	-	2	-	3	-
K. Kennard	-	-	-	-	3	3	2
T. Oliver	-	-	1	2	-	3	-
C. Bennett	-	-	-	-	2	2	-
D. Douse	-	-	-	-	2	2	-
J. Ivey	-	-	-	-	2	2	2
D. Leonard	-	-	-	-	2	2	-
A. Showell	-	-	-	1	1	2	-
M. Sims	-	-	-	-	2	2	-
J. Blancato	-	-	-	-	1	1	1
C. Clark	-	-	-	-	1	1	-
J. Coco	-	-	-	-	1	1	-
J. Griffin	-	-	-	-	1	1	-
K. Hemingway	-	-	-	-	1	1	-
A. Stone	-	-	-	-	1	1	-
B. Ward	-	-	-	-	1	1	-

**CAREER GAMES**

NAME	'16	'17	'18	'19	'20	TOT.	CONS.
J. Camp	11	11	12	4	10	48	10
D. Curry	13	-	13	12	10	48	35
P. Hanin III	-	11	12	12	9	44	2
J. Howard	-	9	13	12	10	44	41
T. Carpenter	-	6	13	11	9	39	37
K. Cooper	5	11	11	4	7	38	-
B. Jordan-Swilling	-	11	11	7	8	37	8
M. Carter	-	-	13	12	10	35	35
Q. Jackson	-	-	13	12	10	35	22
A. Owens	-	8	13	8	6	35	6
Z. Quinney	-	-	13	12	10	35	35
J. Thomas	-	-	13	12	10	35	35
K. Oliver	-	-	13	11	9	33	1
T. Oliver	-	-	12	12	9	33	5
J. Askew	-	10	11	11	8	31	8
C. Thomas	-	-	10	12	10	32	22
J. DeFord	-	-	9	12	10	31	25
J. Mason	-	-	13	12	6	31	5
J. Coco	-	-	11	9	10	30	12
T. Swilling	-	-	12	12	6	30	1

**CAREER GAMES (CON'T)**

NAME	'16	'17	'18	'19	'20	TOT. CONS.
Z. Walton	-	-	4	12	10	26
A. Showell	-	-	6	11	8	25
J. King	-	-	3	12	9	24
D. Brooks	-	1	-	12	10	23
Ja'D. Griffin	-	-	2	11	10	23
A. Sanders	-	-	2	12	9	23
C. Long	-	-	-	12	10	22
J. Bianco	-	-	1	10	10	21
D. Knight	-	-	-	12	8	20
M. Minihan	-	-	2	8	10	20
Don. Smith	-	-	2	8	10	20
A. Brown	-	-	-	12	7	19
J. Domineck	-	-	3	7	9	19
P. Harris	-	-	-	10	9	19
D. Leonard	-	-	-	12	7	19
D. Deveney	-	-	-	12	6	18
M. Sims	-	-	-	10	8	18
J. Griffin	-	-	-	9	8	17
C. Bennett	-	-	-	7	9	16
T.K. Chimedza	-	-	4	12	-	16
C. Ryans	-	-	-	7	8	15
S. Yondjouen	-	-	-	11	3	14
W. Lay III	-	-	-	10	3	13
K. Johnson	-	-	-	4	9	13
M. Lockhart	-	-	-	4	9	13
W. Walker	-	-	-	3	10	13
M. Maye	-	-	-	10	2	12
R. Johnson	-	-	-	-	10	10
A. Kent	-	-	-	-	10	10
T. McCawley	-	-	-	3	7	10
J. Sims	-	-	-	-	10	10
J. Williams	-	-	-	-	10	10
D. Allen	-	-	-	-	9	9
D. Douse	-	-	-	-	9	9
J. Ivey	-	-	-	-	9	9
K. Norris	-	-	-	-	7	7
J. Gibbs	-	-	-	-	7	7
Ja. Huff	-	-	-	4	3	7
E. Johnson	-	-	-	-	7	7
T. Meiquez	-	-	-	-	7	7
C. Miller	-	-	-	-	7	7
B. Ward	-	-	-	-	7	7
C. Clark	-	-	6	1	1	8
M. Ezzard	-	-	-	-	8	8
G. Stewart	-	-	-	-	8	8
A. Clayton	-	-	-	-	5	5
J. Kelley	-	-	-	-	5	5
A. Smith	-	-	-	5	-	5
Dev. Smith	-	-	-	5	-	5
J. Yates	-	-	-	3	2	5
K. Wright	-	-	-	-	5	5
K. Kennard	-	-	-	-	6	6
N. McCollum	-	-	-	-	6	6
S. Massey	-	-	-	1	5	6
A. Stone	-	-	-	-	6	6
M. Brooks	-	-	-	-	4	4
Jo. Huff	-	-	-	-	4	4
J. Macrina	-	-	4	-	-	4
T. Amerson	-	-	-	-	3	3
A. Boyd	-	-	-	-	2	2
T. Gleason	-	-	-	-	2	2
R. King	-	-	-	-	2	2
D. Ellison	-	-	-	1	-	1
H. Fowler	-	-	-	1	-	1
K. Hemingway	-	-	-	-	1	1
C. Neuber	-	-	-	-	2	2
Z. Owens	-	-	-	-	1	1
J. Tukses	-	-	-	-	1	1
N. Tyler	-	-	-	-	1	1
P. Vaipulu	-	-	-	-	1	1

**2020 GAME PARTICIPATION**

##	Name	GP/GS	FSU	UCF	SYR	LOU	CLEM	BC	ND	DU	NCSU	PITT
13	Showell, A.	8/1	XXX	XXX	XXX	XXX	XXX	START	XXX	XXX	...	...
10	Sims, J.	10/10	START	START	START	START	START	START	START	START	START	START
16	Sims, M.	8/2	START	START	XXX	XXX	...	XXX	XXX	XXX	XXX	...
28	Smith, Dontae	10/-	XXX	XXX	XXX	XXX	XXX	XXX	XXX	XXX	XXX	XXX
4K	Stewart, G.	8/-	XXX	XXX	XXX	XXX	...	XXX	...	XXX	XXX	XXX
97	Stone, A.	6/1	...	...	...	XXX	...	XXX	XXX	XXX	START	XXX
3	Swilling, T.	6/5	...	...	...	START	START	START	START	START	...	XXX
25	Thomas, C.	10/2	XXX	XXX	XXX	START	XXX	XXX	START	XXX	XXX	XXX
1	Thomas, Jua.	10/10	START	START	START	START	START	START	START	START	START	START
88	Tukes, J.	1/-	...	...	...	...	XXX	...	...	...	...	...
47	Tyler, N.	1/-	...	...	...	XXX	...	...	...	...	...	...
60	Vaipulu, P.	1/-	...	...	...	...	...	...	...	...	XXX	...
39	Walker, W.	10/5	XXX	START	XXX	XXX	START	START	XXX	XXX	START	START
2D	Walton, Z.	10/10	START	START	START	START	START	START	START	START	START	START
8W	Ward, B.	7/1	XXX	XXX	START	XXX	XXX	XXX	...	...	...	...
54	Williams, J.	10/9	START	START	START	START	START	START	START	XXX	START	START
37	Wright, K.	5/-	XXX	XXX	XXX	...	...	...	...	XXX	XXX	...
1Q	Yates, J.	3/-	...	...	XXX	...	XXX	...	...	...	...	XXX
3Y	Yondjouen, S.	3/2	XXX	START	START	...	...	...	...	...	...	...



**GEORGIA TECH INDIVIDUAL GAME HIGHS**

<b>Rushes</b>	22	Jordan Mason vs NC State (Nov 21, 2019)
<b>Yards Rushing</b>	141	Jordan Mason at Miami (FL) (Oct 19, 2019) Jordan Mason vs NC State (Nov 21, 2019)
<b>TD Rushes</b>	2	Jordan Mason vs The Citadel (Sep 14, 2019)
<b>Long Rush</b>	48	Jordan Mason vs NC State (Nov 21, 2019)
<b>Pass attempts</b>	35	James Graham at Duke (Oct 12, 2019)
<b>Pass completions</b>	15	James Graham at Duke (Oct 12, 2019) James Graham at Virginia (Nov 09, 2019)
<b>Yards Passing</b>	229	James Graham at Virginia (Nov 09, 2019)
<b>TD Passes</b>	3	James Graham vs NC State (Nov 21, 2019)
<b>Long Pass</b>	59	James Graham at Virginia (Nov 09, 2019)
<b>Receptions</b>	5	Adonicas Sanders at Virginia (Nov 09, 2019)
<b>Yards Receiving</b>	74	Malachi Carter vs NC State (Nov 21, 2019)
<b>TD Receptions</b>	2	Ahmarean Brown vs NC State (Nov 21, 2019)
<b>Long Reception</b>	59	Ahmarean Brown at Virginia (Nov 09, 2019)
<b>Field Goals</b>	1	Brenton King vs The Citadel (Sep 14, 2019) Brenton King at Duke (Oct 12, 2019) Brenton King vs Pittsburgh (Nov 02, 2019)
<b>Long Field Goal</b>	42	Brenton King at Duke (Oct 12, 2019)
<b>Punts</b>	13	Pressley Harvin III vs Georgia (Nov 30, 2019)
<b>Punting Avg</b>	51.4	Pressley Harvin III at Duke (Oct 12, 2019)
<b>Long Punt</b>	58	Pressley Harvin III vs Virginia Tech (Nov 16, 2019) Pressley Harvin III vs Georgia (Nov 30, 2019)
<b>Punts inside 20</b>	4	Pressley Harvin III vs South Florida (Sep 07, 2019)
<b>Long Punt Return</b>	23	Ahmarean Brown vs South Florida (Sep 07, 2019)
<b>Long Kickoff Return</b>	52	Tobias Oliver vs The Citadel (Sep 14, 2019)
<b>Tackles</b>	16	David Curry vs North Carolina (Oct 05, 2019)
<b>Sacks</b>	2.0	Charlie Thomas vs South Florida (Sep 07, 2019)
<b>Tackles For Loss</b>	2.0	<i>Eight players tied with</i>
<b>Interceptions</b>	1	Kaleb Oliver at Clemson (Aug 29, 2019) Tre Swilling at Clemson (Aug 29, 2019) David Curry vs The Citadel (Sep 14, 2019) Kaleb Oliver at Temple (Sep 28, 2019) Antwan Owens vs North Carolina (Oct 05, 2019) Tariq Carpenter vs Pittsburgh (Nov 02, 2019) Juanyeh Thomas vs Pittsburgh (Nov 02, 2019)

**GEORGIA TECH TEAM GAME HIGHS**

<b>Rushes</b>	49	vs South Florida (Sep 07, 2019)
<b>Yards Rushing</b>	266	vs NC State (Nov 21, 2019)
<b>Yards Per Rush</b>	6.2	vs NC State (Nov 21, 2019)
<b>TD Rushes</b>	2	vs South Florida (Sep 07, 2019) vs The Citadel (Sep 14, 2019) at Duke (Oct 12, 2019) at Virginia (Nov 09, 2019)
<b>Pass attempts</b>	35	at Temple (Sep 28, 2019) at Duke (Oct 12, 2019)
<b>Pass completions</b>	15	at Duke (Oct 12, 2019) at Virginia (Nov 09, 2019)
<b>Yards Passing</b>	229	at Virginia (Nov 09, 2019)
<b>Yards Per Pass</b>	10.4	at Virginia (Nov 09, 2019)
<b>TD Passes</b>	3	vs NC State (Nov 21, 2019)
<b>Total Plays</b>	75	at Duke (Oct 12, 2019)
<b>Total Offense</b>	395	vs NC State (Nov 21, 2019)
<b>Yards Per Play</b>	6.9	at Virginia (Nov 09, 2019)
<b>Points</b>	28	at Miami (FL) (Oct 19, 2019) at Virginia (Nov 09, 2019) vs NC State (Nov 21, 2019)
<b>Sacks By</b>	4	vs South Florida (Sep 07, 2019)
<b>First Downs</b>	21	vs South Florida (Sep 07, 2019)
<b>Penalties</b>	9	at Miami (FL) (Oct 19, 2019)
<b>Penalty Yards</b>	82	at Miami (FL) (Oct 19, 2019)
<b>Turnovers</b>	4	at Clemson (Aug 29, 2019)
<b>Interceptions By</b>	2	at Clemson (Aug 29, 2019) vs Pittsburgh (Nov 02, 2019)
<b>Punts</b>	13	vs Georgia (Nov 30, 2019)
<b>Punting Avg</b>	50.5	vs NC State (Nov 21, 2019)
<b>Long Punt</b>	58	vs Virginia Tech (Nov 16, 2019) vs Georgia (Nov 30, 2019)
<b>Punts inside 20</b>	4	vs South Florida (Sep 07, 2019)
<b>Long Punt Return</b>	23	vs South Florida (Sep 07, 2019)

**OPPONENT INDIVIDUAL GAME HIGHS**

<b>Rushes</b>	29	DAVIS,Re'Mahn, at Temple (Sep 28, 2019)
<b>Yards Rushing</b>	205	Etienne at Clemson (Aug 29, 2019)
<b>TD Rushes</b>	3	Etienne at Clemson (Aug 29, 2019)
<b>Long Rush</b>	90	Etienne at Clemson (Aug 29, 2019)
<b>Pass attempts</b>	51	Howell, S, vs North Carolina (Oct 05, 2019)
<b>Pass completions</b>	33	Howell, S, vs North Carolina (Oct 05, 2019)
<b>Yards Passing</b>	376	Howell, S, vs North Carolina (Oct 05, 2019)
<b>TD Passes</b>	4	Howell, S, vs North Carolina (Oct 05, 2019) Jake Fromm, vs Georgia (Nov 30, 2019)
<b>Long Pass</b>	64	Patterson I, Q, vs Virginia Tech (Nov 16, 2019)
<b>Receptions</b>	11	French, M, vs Pittsburgh (Nov 02, 2019)
<b>Yards Receiving</b>	108	Jana, T, at Virginia (Nov 09, 2019)
<b>TD Receptions</b>	1	<i>18 players tied with</i>
<b>Long Reception</b>	64	King, K, vs Virginia Tech (Nov 16, 2019)
<b>Field Goals</b>	2	Jacob Godek, vs The Citadel (Sep 14, 2019) Reed, A, at Duke (Oct 12, 2019) Kessman, A, vs Pittsburgh (Nov 02, 2019) Delaney, B, at Virginia (Nov 09, 2019) Dunn, C, vs NC State (Nov 21, 2019)
<b>Long Field Goal</b>	51	POTTER, at Clemson (Aug 29, 2019)
<b>Punts</b>	7	Schneider, T, vs South Florida (Sep 07, 2019)
<b>Punting Avg</b>	51.6	Schneider, T, vs South Florida (Sep 07, 2019)
<b>Long Punt</b>	67	Hedley, L., at Miami (FL) (Oct 19, 2019)
<b>Punts inside 20</b>	3	Hedley, L., at Miami (FL) (Oct 19, 2019) Jake Camarda, vs Georgia (Nov 30, 2019)
<b>Long Punt Return</b>	52	Osborn, K., at Miami (FL) (Oct 19, 2019)
<b>Long Kickoff Return</b>	40	Kelly, T, at Virginia (Nov 09, 2019)
<b>Tackles</b>	13	Quarterman, S., at Miami (FL) (Oct 19, 2019)
<b>Sacks</b>	3.0	Dimukeje, V., at Duke (Oct 12, 2019)
<b>Tackles For Loss</b>	3.0	Dimukeje, V., at Duke (Oct 12, 2019)
<b>Interceptions</b>	1	<i>10 players tied with</i>

**OPPONENT TEAM GAME HIGHS**

<b>Rushes</b>	71	vs The Citadel (Sep 14, 2019)
<b>Yards Rushing</b>	411	at Clemson (Aug 29, 2019)
<b>Yards Per Rush</b>	8.4	at Clemson (Aug 29, 2019)
<b>TD Rushes</b>	5	at Clemson (Aug 29, 2019)
<b>Pass attempts</b>	51	vs North Carolina (Oct 05, 2019)
<b>Pass completions</b>	33	vs North Carolina (Oct 05, 2019)
<b>Yards Passing</b>	376	vs North Carolina (Oct 05, 2019)
<b>Yards Per Pass</b>	13.9	vs Virginia Tech (Nov 16, 2019)
<b>TD Passes</b>	4	vs North Carolina (Oct 05, 2019) vs Georgia (Nov 30, 2019)
<b>Total Plays</b>	97	vs North Carolina (Oct 05, 2019)
<b>Total Offense</b>	632	at Clemson (Aug 29, 2019)
<b>Yards Per Play</b>	8.0	at Clemson (Aug 29, 2019)
<b>Points</b>	52	at Clemson (Aug 29, 2019) vs Georgia (Nov 30, 2019)
<b>Sacks By</b>	4	at Clemson (Aug 29, 2019) at Duke (Oct 12, 2019) vs Virginia Tech (Nov 16, 2019)
<b>First Downs</b>	34	vs North Carolina (Oct 05, 2019)
<b>Penalties</b>	10	at Temple (Sep 28, 2019)
<b>Penalty Yards</b>	95	vs South Florida (Sep 07, 2019)
<b>Turnovers</b>	3	at Clemson (Aug 29, 2019) vs Pittsburgh (Nov 02, 2019) vs Georgia (Nov 30, 2019)
<b>Interceptions By</b>	2	at Clemson (Aug 29, 2019) vs North Carolina (Oct 05, 2019) vs Virginia Tech (Nov 16, 2019)
<b>Punts</b>	7	vs South Florida (Sep 07, 2019)
<b>Punting Avg</b>	51.6	vs South Florida (Sep 07, 2019)
<b>Long Punt</b>	67	at Miami (FL) (Oct 19, 2019)
<b>Punts inside 20</b>	3	at Miami (FL) (Oct 19, 2019) vs Georgia (Nov 30, 2019)
<b>Long Punt Return</b>	52	at Miami (FL) (Oct 19, 2019)



## TEAM

TEAM	GEORGIA TECH	OPPONENT
<b>Scored 50 Points</b>	Nov. 28, 2020 vs. Duke (56)	Oct. 17, 2020 by No. 1 Clemson (73)
<b>Scored 50 Points, ACC Game</b>	Nov. 28, 2020 vs. Duke (56)	Aug. 29, 2019 by No. 1 Clemson (52)
<b>Scored 35 Points, Half</b>	Oct. 5, 2018 at Louisville (35/2nd)	Oct. 17, 2020 by No. 1 Clemson (1st/52)
<b>Scored 28 Points, Quarter</b>	Sept. 3, 2015 vs. Alcorn State (34/1st)	Oct. 17, 2020 by No. 1 Clemson (2nd/35)
<b>Scored 0 Points</b>	Nov. 16, 2019 vs. Virginia Tech	Sept. 1, 2018 by Alcorn State
<b>Scored 0 Points, Half</b>	Oct. 17, 2020 vs. No. 1 Clemson (2nd)	Sept. 1, 2018 by Alcorn State (2nd)
<b>Overcame 10-Point Deficit, Win</b>	Oct. 9, 2020 vs. Louisville (21-7)	Sept. 8, 2018 by USF (28-38)
<b>Overcame 10-Point Halftime Deficit, Win</b>	Sept. 12, 2020 at Florida State (0-10)	Nov. 30, 2013 by Georgia (201) (7-20)
<b>40-Point Margin of Victory</b>	Sept. 29, 2018 vs. Bowling Green (63-17)	Oct. 17, 2020 by No. 1 Clemson (73-7)
<b>30-39-Point Margin of Victory</b>	Oct. 5, 2018 at Louisville (66-31)	Nov. 16, 2019 by Virginia Tech (0-45)
<b>Scored 30 Points or more, Loss</b>	Sept. 8, 2018 at USF (38)	Oct. 5, 2018 by Louisville (31)
<b>Scored fewer than 10 Points, Win</b>	Nov. 11, 2006 at North Carolina (7-0)	Dec. 2, 2006 by Wake Forest (9-6)
<b>7 Touchdowns</b>	Nov. 28, 2020 vs. Duke (7)	Oct. 17, 2020 by No. 1 Clemson (10)
<b>0 Touchdowns</b>	Nov. 16, 2019 vs. Virginia Tech	Sept. 1, 2018 by Alcorn State
<b>5+ Rushing Touchdowns</b>	Oct. 25, 2018 at Virginia Tech (7)	Aug. 29, 2019 by No. 1 Clemson (5)
<b>4+ Passing Touchdowns</b>	Sept. 13, 2014 vs. Georgia Southern (4)	Oct. 17, 2020 by No. 1 Clemson (7)
<b>Interception Return for TD</b>	Oct. 5, 2018 at Louisville Juanyeh Thomas (95 yards) (Jordan Travis pass)	Sept. 26, 2020 by Syracuse T. Williams (43 yards) (Jeff Sims pass)
<b>Fumble Return for TD</b>	Nov. 28, 2020 vs. Duke; Jordan Domineck (0 yards)	Nov. 28, 2020 by Duke; Shaka Heyward (0 yards)
<b>Punt Return for TD</b>	Sept. 10, 2009 vs. Clemson; Jerrard Tarrant (85 yards)	Sept. 23, 2017 by Pittsburgh; Quadree Henderson (80 yards)
<b>Blocked Punt Return for TD</b>	Sept. 27, 1997 vs. Clemson Block by Ajenavi Eziemele, Djay Jones recovered for TD	Oct. 12, 2019 by Duke Xander Gagnon blocked and Javon Jackson recovered for a TD
<b>Kickoff Return for TD</b>	Nov. 24, 2018 at No. 5 Georgia; Juanyeh Thomas (100-yard return)	Sept. 8, 2018 by USF; Terrence Horne (98 yards) Sept. 8, 2018 by USF; Terrence Horne (97 yards)
<b>2 Non-Offensive TDs</b>	Nov. 8, 2014 at NC State (INT return, fumble return)	Sept. 8, 2018 by USF (2 kickoff returns)
<b>4 Field Goals Made</b>	Dec. 31, 2016 vs. Kentucky (4)	Oct. 14, 2017 by No. 11/10 Miami (4)
<b>3 Field Goals Missed</b>	Oct. 20, 2012 vs. Boston College (3)	Oct. 19, 2019 by Miami (3)
<b>5 Field Goals Attempted</b>	Dec. 31, 2011 vs. Utah (5)	Nov. 17, 2007 by North Carolina (5)
<b>50-yard Field Goal Made</b>	Dec. 31, 2016 vs. Kentucky (Harrison Butker, 52)	Sept. 23, 2017 by Pittsburgh; Alex Kessman (55 yards)
<b>Missed PAT</b>	Oct. 9, 2020 vs. Louisville	Sept. 26, 2020 by Syracuse
<b>Missed more than 1 PAT</b>	Nov. 3, 2012 at Maryland (2)	Nov. 5, 1977 by Notre Dame (2)
<b>Made 2-Point Conversion</b>	Oct. 5, 2019 vs. North Carolina (J. Graham pass to T. Davis)	Nov. 3, 2018 by North Carolina (N. Elliott pass to A. Ratliff)
<b>Failed 2-Point Conversion</b>	Oct. 9, 2020 vs. Louisville (Jeff Sims pass failed)	Nov. 21, 2019 by NC State (Devin Leary pass failed)
<b>Two+ 2-Point Conversions Att.</b>	Nov. 17, 2018 vs. Virginia (OT) (2, 2 converted)	Nov. 11, 2017 by No. 17 Virginia Tech (2, 2 failed)
<b>Defensive Extra Point Scored</b>	Oct. 28, 1989 at Duke Ken Swilling 99-yard INT return (Steve Prince pass)	None recorded
<b>Recorded Safety</b>	Sept. 28, 2019 at Temple Temple RB was tackled in their own end zone	Nov. 28, 2020 by Duke GT fumbled a punt return into the endzone
<b>Blocked Field Goal</b>	Oct. 19, 2019 at Miami Antwan Owens blocked T. Davidson's attempt	Sept. 4, 2017 by No. 25/24 Tennessee (20T) Paul Bain blocked Shawn Davis' attempt
<b>Blocked PAT</b>	Sept. 26, 2020 vs. Syracuse (D'Quon Douse)	Oct. 9, 2020 by Louisville (J. Goldwire)
<b>Blocked Punt</b>	Nov. 2, 2019 vs. Pitt Jerry Howard, Jr. blocked punt of Kirk Christodoulou	Oct. 12, 2019 by Duke Xander Gagnon blocked punt of Pressley Harvin III
<b>Blocked 2 Kicks/Punts</b>	Dec. 30, 2013 vs. Ole Miss (field goal/PAT)	Nov. 4, 1989 by Western Carolina (2 FGAs)
<b>30+ First Downs</b>	Oct. 25, 2018 at Virginia Tech (35)	Sept. 19, 2020 by No. 14 UCF (31)
<b>10 (or fewer) First Downs</b>	Oct. 17, 2020 vs. No. 1 Clemson (7)	Sept. 1, 2018 by Alcorn State (9)
<b>500-599 Yards Total Offense</b>	Nov. 28, 2020 vs. Duke (523)	Oct. 5, 2019 by North Carolina (587)
<b>600+ Yards Total Offense</b>	Sept. 8, 2018 at USF (602)	Oct. 17, 2020 by No. 1 Clemson (671)
<b>&lt; 200 Yards Total Offense</b>	Nov. 16, 2019 vs. Virginia Tech (134)	Sept. 1, 2018 by Alcorn State (146)
<b>&lt; 100 Yards Total Offense</b>	Nov. 18, 1961 at Alabama (96)	Oct. 9, 2004 by Maryland (82)
<b>300+ Yards Total Offense, Half</b>	Sept. 8, 2018 at USF (337/2nd)	Oct. 17, 2020 by No. 1 Clemson (473/1st)
<b>&lt; 50 Yards Total Offense, Half</b>	Sept. 22, 2016 vs. No. 5/3 Clemson (22/1st)	Sept. 9, 2017 by Jacksonville State (45/2nd)
<b>90 Offensive Plays</b>	Sept. 4, 2017 vs. No. 25/24 Tennessee (20T) (96)	Sept. 19, 2020 by No. 14 UCF (92)
<b>50 (or fewer) Offensive Plays</b>	Nov. 2, 2019 vs. Pitt (50)	Oct. 25, 2018 by Virginia Tech (47)
<b>300-399 Yards Rushing</b>	Nov. 28, 2020 vs. Duke (377)	Sept. 14, 2019 by The Citadel (320)
<b>400+ Yards Rushing</b>	Nov. 3, 2018 at North Carolina (461)	Aug. 29, 2019 by No. 1 Clemson (411)
<b>50 Yards (or less) Rushing</b>	Nov. 27, 2004 at Georgia (24)	Sept. 23, 2017 by Pittsburgh (37)
<b>0 Yards (or less) Rushing</b>	1968 (two times – vs. Notre Dame and Navy)	Nov. 2, 2013 by Pittsburgh (-5)
<b>60+ Rushing Attempts</b>	Oct. 25, 2018 at Virginia Tech (78)	Sept. 14, 2019 by The Citadel (71)
<b>30 (or fewer) Rushing Attempts</b>	Nov. 2, 2019 vs. Pitt (29)	Nov. 10, 2018 by Miami (Fla.)
<b>25+ Pass Completions</b>	Sept. 10, 2005 vs. North Carolina (25)	Oct. 17, 2020 by No. 1 Clemson (33)
<b>5 (or fewer) Pass Completions</b>	Nov. 24, 2018 at No. 5 Georgia (5)	Sept. 14, 2019 by The Citadel (1)



## TEAM

TEAM	GEORGIA TECH	OPPONENT
<b>40+ Pass Attempts</b>	Sept. 22, 2007 at Virginia (40)	Nov. 28, 2020 by Duke (47)
<b>10 (or fewer) Pass Attempts</b>	Nov. 17, 2018 vs. Virginia (OT) (8)	Sept. 14, 2019 by The Citadel (4)
<b>Threw 3 Interceptions</b>	Sept. 26, 2020 vs. Syracuse (4)	Nov. 3, 2018 by North Carolina (3)
<b>300-399 Yards Passing</b>	Sept. 1, 2011 vs. Western Carolina (365)	Dec. 5, 2020 by NC State (309)
<b>400+ Yards Passing</b>	Nov. 10, 2001 at Virginia (486)	Oct. 17, 2020 by No. 1 Clemson (500)
<b>100 (or less) Yards Passing</b>	Nov. 30, 2019 vs. No. 4 Georgia (40)	Sept. 1, 2018 by Alcorn State (69)
<b>Completed 70 Percent of Passes</b>	Nov. 10, 2018 vs. Miami (Fla.) (.750, 3-of-4)	Nov. 24, 2018 by No. 5 Georgia (.789, 15-of-19)
<b>5+ Fumbles</b>	Oct. 13, 2018 vs. Duke (6)	Oct. 25, 2014 by Pittsburgh (7)
<b>4+ Fumbles Lost</b>	Sept. 23, 2017 vs. Pittsburgh (4)	Nov. 28, 2020 by Duke (4)
<b>5 Turnovers</b>	Sept. 26, 2020 vs. Syracuse (5)	Nov. 28, 2020 by Duke (5)
<b>0 Turnovers</b>	Dec. 5, 2020 at NC State	Dec. 5, 2020 by NC State
<b>10 Penalties</b>	Dec. 5, 2020 at NC State (12)	Oct. 24, 2020 by Boston College (10)
<b>2 (or fewer) Penalties</b>	Sept. 7, 2019 vs. USF (2)	Nov. 30, 2019 by No. 4 Georgia (0)
<b>100+ Penalty Yards</b>	Dec. 5, 2020 at NC State (111)	Oct. 24, 2020 by Boston College (102)
<b>10 (or fewer) Penalty Yards</b>	Oct. 14, 2017 vs. No. 11/10 Miami (6)	Nov. 30, 2019 by No. 4 Georgia (0)
<b>10 Punts</b>	Nov. 30, 2019 vs. No. 4 Georgia (13)	Oct. 11, 2008 by Gardner-Webb (10)
<b>0 Punts</b>	Oct. 5, 2018 at Louisville	Dec. 5, 2009 by Clemson
<b>10 Third-Down Conversions</b>	Dec. 5, 2020 at NC State (10)	Oct. 31, 2020 by No. 4 Notre Dame (10)
<b>2+ Fourth-Down Conversions</b>	Nov. 21, 2019 vs. NC State (2-of-3)	Oct. 17, 2020 by No. 1 Clemson (2-for-2)
<b>4 Fourth-Down Attempts</b>	Oct. 24, 2020 at Boston College (2-of-4)	Sept. 12, 2020 by Florida State (3-of-5)
<b>37:00 or higher TOP</b>	Oct. 25, 2018 at Virginia Tech (42:18)	Nov. 19, 2016 by Virginia (38:37)
<b>15 Tackles for Loss</b>	Sept. 1, 2007 at Notre Dame (19)	None Recorded
<b>10 Sacks</b>	Oct. 9, 1993 vs. Maryland (11)	None Recorded
<b>5 Players to Score TD</b>	Nov. 28, 2020 vs. Duke (5)	Oct. 17, 2020 by No. 1 Clemson (9)
<b>4 Players to Rush for TD</b>	Oct. 9, 2020 vs. Louisville (4)	Nov. 10, 2012 by North Carolina (4)
<b>3 Players to Catch TD Pass</b>	Nov. 28, 2020 vs. Duke (3)	Oct. 17, 2020 by No. 1 Clemson (6)
<b>2 Players to Throw TD Pass</b>	Oct. 9, 2020 vs. Louisville (2 - Jeff Sims & Ahmearon Brown)	Oct. 17, 2020 by No. 1 Clemson (5 - Trevor Lawrence; 2 - Hunter Helms)
<b>15-Play+ Touchdown Drive</b>	Oct. 13, 2018 vs. Duke (15)	Oct. 31, 2020 by No. 4 Notre Dame (15)
<b>8-Minute+ Touchdown Drive</b>	Sept. 30, 2017 vs. North Carolina (8:54)	Oct. 31, 2020 by No. 4 Notre Dame (8:38)
<b>90-Yard+ Touchdown Drive</b>	Oct. 24, 2020 at Boston College (91)	Sept. 19, 2020 by No. 14 UCF (90)
<b>1-Play Touchdown Drive</b>	Nov. 3, 2018 at North Carolina (Q. Searcy 86-yd pass from T. Oliver)	Oct. 17, 2020 by No. 1 Clemson (A. Rodgers 83-yd pass from T. Lawrence)
<b>Won an Overtime Game</b>	Oct. 19, 2019 at Miami (OT) (28-21)	Sept. 14, 2019 by The Citadel (OT) (27-24)
<b>Game Won on Final Play</b>	Oct. 24, 2015 vs. Florida State (Lance Austin 78-yard missed FG return)	Sept. 14, 2019 by The Citadel (37-yard FG in overtime)

## BOTH TEAMS COMBINED

<b>90 Points</b>	Oct. 5, 2018 at Louisville (97)	<b>6 Field Goals</b>	Nov. 17, 2018 vs. Virginia (OT) (6)
<b>100+ Rushing Attempts</b>	Sept. 19, 2019 vs. The Citadel (104)	<b>5 Fumbles Lost</b>	Sept. 23, 2017 vs. Pittsburgh (5)
<b>20 (or fewer) Points</b>	Nov. 28, 2015 vs. Georgia (20) (13-7)	<b>4 Field Goals Missed</b>	Oct. 20, 2012 vs. Boston College (4)
<b>60 (or fewer) Rushing Att.</b>	Sept. 9, 2006 vs. Samford (51)	<b>10 Turnovers</b>	Nov. 17, 1990 at Wake Forest (10)
<b>10 (or fewer) Points</b>	Nov. 11, 2006 at North Carolina (7) (7-0)	<b>8 Field Goals Att.</b>	Nov. 17, 2007 vs. North Carolina (8)
<b>700+ Yards Passing</b>	Nov. 10, 2001 at Virginia (813)	<b>0 Turnovers</b>	Oct. 15, 2016 vs. Georgia Southern
<b>50 Points in a Half</b>	Oct. 17, 2020 vs. No. 1 Clemson (59/st)	<b>50 First Downs</b>	Sept. 19, 2020 vs. No. 14 UCF (54)
<b>150 (or fewer) Passing Yds.</b>	Nov. 3, 2012 at Maryland (146)	<b>20 Penalties</b>	Oct. 24, 2020 at Boston College (20)
<b>0 Points in a Half</b>	Nov. 11, 2006 at North Carolina (2nd)	<b>25 (or fewer) First Downs</b>	Oct. 18, 2008 at Clemson (24) (12-12)
<b>50 Pass Completions</b>	Sept. 15, 2007 vs. Boston College (50)	<b>5 (or fewer) Penalties</b>	Nov. 21, 2019 vs. NC State (5)
<b>30 Points in a Quarter</b>	Nov. 28, 2020 vs. Duke (33/2nd)	<b>1,000+ Yards Total Offense</b>	Sept. 19, 2020 vs. No. 14 UCF (1,131)
<b>20 (or fewer) Completions</b>	Sept. 14, 2019 vs. The Citadel (8)	<b>200 Penalty Yards</b>	Sept. 9, 2000 vs. Florida State (254)
<b>10+ Touchdowns</b>	Nov. 28, 2020 vs. Duke (12)	<b>500 Yds (or fewer) Total Off.</b>	Oct. 22, 2011 at Miami (473)
<b>90 Pass Attempts</b>	Oct. 26, 2002 vs. Virginia (101)	<b>25 (or fewer) Penalty Yards</b>	Oct. 22, 2011 at Miami (15)
<b>0 Touchdowns</b>	Dec. 2, 2006 vs. Wake Forest	<b>160+ Offensive Plays</b>	Sept. 19, 2020 vs. No. 14 UCF (173)
<b>30 (or fewer) Pass Att.</b>	Sept. 14, 2019 vs. The Citadel (17)	<b>15+ Punts</b>	Nov. 30, 2019 vs. No. 4 Georgia (17)
<b>5 Touchdowns in a Quarter</b>	Oct. 17, 2020 vs. No. 1 Clemson (5/2nd)	<b>120 (or fewer) Off. Plays</b>	Nov. 16, 2019 vs. Virginia Tech (117)
<b>5 Passes Intercepted</b>	Nov. 1, 2007 vs. Virginia Tech (5)	<b>0 Punts</b>	Dec. 5, 2009 vs. Clemson
<b>8 Touchdowns in a Half</b>	Nov. 10, 2012 at North Carolina (8/1st, 8/2nd)	<b>600+ Yards Rushing</b>	Oct. 5, 2018 at Louisville (655)
<b>10 Fumbles</b>	Oct. 13, 2018 vs. Duke (10)	<b>10 Sacks</b>	Nov. 10, 2007 at Duke (10)
		<b>150 (or fewer) Rushing Yds.</b>	Nov. 19, 2005 at Miami (150)

## INDIVIDUAL

	GEORGIA TECH	OPPONENT
<b>30+ Rushing Attempts</b>	Oct. 25, 2018 at Virginia Tech, Tobias Oliver (40)	Nov. 8, 2003 by Duke, Chris Douglas (30)
<b>30+ Rushing Attempts</b>	Oct. 25, 2018 at Virginia Tech, Tobias Oliver (40)	Nov. 8, 2003 by Duke, Chris Douglas (30)
<b>150-199 Yards Rushing</b>	Oct. 5, 2018 at Louisville, TaQuon Marshall (175)	Oct. 9, 2020 by Louisville, Javian Hawkins (155)
<b>200+ Yards Rushing</b>	Oct. 25, 2018 at Virginia Tech, Tobias Oliver (215)	Aug. 29, 2019 by No. 1 Clemson, Travis Etienne (205)
<b>50+ Pass Attempts</b>	Oct. 6, 2005 vs. NC State, Reggie Ball (53)	Oct. 5, 2019 by North Carolina, Sam Howell (51)
<b>40+ Pass Attempts</b>	Sept. 22, 2007 at Virginia, Taylor Bennett (40)	Nov. 28, 2020 by Duke, Chase Brice (40)
<b>25+ Pass Completions</b>	Nov. 8, 2003 vs. Duke, Reggie Ball (27)	Sept. 19, 2020 by No. 14 UCF, Dillon Gabriel (27)
<b>Three 3 Interceptions</b>	Sept. 26, 2020 vs. Syracuse, Jeff Sims (4)	Nov. 3, 2018 by North Carolina, Nathan Elliott (3)
<b>300-399 Yards Passing</b>	Oct. 6, 2007 vs. Maryland, Taylor Bennett (309)	Oct. 5, 2019 by North Carolina, Sam Howell (376)
<b>400+ Yards Passing</b>	Nov. 10, 2001 at Virginia, George Godsey (486)	Oct. 17, 2020 by No. 1 Clemson, Trevor Lawrence (404)
<b>Rushed &amp; Passed for 100+ Yds.</b>	Nov. 28, 2020 vs. Duke, Jeff Sims (108/146)	Oct. 9, 2020 by Louisville, Javian Hawkins (155/229)
<b>Rushed &amp; Received for 100+ Yds.</b>	Nov. 14, 2013 at Clemson Robert Godhigh (126/203)	Oct. 30, 1997 by North Carolina J. Linton (138/137)
<b>300-399 Yards Total Offense</b>	Nov. 4, 2017 at Virginia, TaQuon Marshall (322)	Oct. 14, 2017 by No. 11/10 Miami, Malik Rosier (317)
<b>400+ Yards Total Offense</b>	Oct. 29, 2016 vs. Duke, Justin Thomas (459)	Oct. 6, 2012 by Clemson, Tajh Boyd (460)
<b>10+ Receptions</b>	Oct. 7, 2006 vs. Maryland, Calvin Johnson (10)	Nov. 17, 2018 by Virginia, Olamide Zaccheaus (10)
<b>100-199 Yards Receiving</b>	Dec. 5, 2020 at NC State, Adonias Sanders (105)	Oct. 17, 2020 by No. 1 Clemson, Amari Rodgers (161)
<b>200+ Yards Receiving</b>	Oct. 4, 2008 vs. Duke, Demaryius Thomas (230)	Dec. 29, 2005 by Utah, Travis Latendresse (214)
<b>4+ Touchdowns Scored</b>	Sept. 4, 2017 vs. No. 25/24 Tennessee (20T) TaQuon Marshall (5)	Sept. 4, 2017 by No. 25/24 Tennessee (20T) John Kelly (4)
<b>3+ Touchdowns Rushing</b>	Oct. 25, 2018 at Virginia Tech Tobias Oliver/Jordan Mason (3)	Aug. 29, 2019 by No. 1 Clemson Travis Etienne (3)
<b>3+ Touchdowns Receiving</b>	Sept. 11, 2004 vs. Clemson, Calvin Johnson (3)	Nov. 29, 2008 by Georgia, Mohamed Massaquoi (3)
<b>4+ Touchdowns Passing</b>	Sept. 13, 2014 vs. Georgia Southern, Justin Thomas (4)	Oct. 17, 2020 by No. 1 Clemson, Trevor Lawrence (5)
<b>Rushing &amp; Receiving TDs</b>	Oct. 24, 2020 at Boston College, Ahmarean Brown (1/1)	Oct. 14, 2017 by No. 11/10 Miami, Travis Homer (1/1)
<b>Rushing &amp; Passing TDs</b>	Sept. 26, 2020 vs. Syracuse, Jeff Sims (1/1)	Nov. 16, 2019 by Virginia Tech, Hendon Hooker (1/2)
<b>Passing &amp; Receiving TDs</b>	Nov. 17, 2007 vs. North Carolina Taylor Bennett (1/1)	Nov. 18, 2017 by Duke Shaun Wilson (1/2)
<b>3 Field Goals</b>	Nov. 12, 2016 at No. 18/22 Virginia Tech Harrison Butker (3-of-3)	Nov. 18, 2017 by Duke Austin Parker (3-of-3)
<b>4+ Field Goals</b>	Nov. 17, 2018 vs. Virginia Wesley Wells (4-of-4)	Oct. 14, 2017 by No. 11/10 Miami Michael Badgley (4-of-4)
<b>5 Field Goal Attempts</b>	Sept. 1, 2007 vs. Notre Dame Travis Bell (5)	Nov. 17, 2007 by North Carolina Connor Barth (5)
<b>Made a 50-yard Field Goal</b>	Dec. 31, 2016 vs. Kentucky, Harrison Butker (52)	Sept. 23, 2017 by Pittsburgh, Alex Kessman (55)
<b>Attempted a 60-yard Field Goal</b>	Nov. 24, 2007 vs. North Carolina Travis Bell (62/miss)	Nov. 17, 2007 by North Carolina Connor Barth (63/miss)
<b>10+ Punts</b>	Nov. 30, 2019 vs. No. 4 Georgia, Pressley Harvin III (13)	None recorded
<b>60-69 yard Punt</b>	Sept. 26, 2020, Pressley Harvin III (64)	Nov. 4, 2017 by Virginia, Lester Coleman (63)
<b>70-yard+ Punt</b>	Sept. 19, 2020 vs. No. 14 UCF Pressley Harvin III (70)	Sept. 4, 2017 by No. 25/24 Tennessee (20T) Trevor Daniel (70)
<b>100+ Punt Return Yards</b>	Aug. 31, 2002 vs. Vanderbilt, Kelley Rhino (110)	None recorded
<b>70-89 yard Punt Return</b>	Sept. 10, 2009 vs. Clemson Jerrard Tarrant (85 TD)	Sept. 23, 2017 by Pittsburgh Quadree Henderson (80 TD)
<b>Punt Return for a Touchdown</b>	Sept. 10, 2009 vs. Clemson, Jerrard Tarrant	Sept. 23, 2017 by Pittsburgh, Quadree Henderson
<b>90-yard+ Kickoff Return</b>	Nov. 24, 2018 at No. 5 Georgia Juanyeh Thomas (100 TD)	Sept. 8, 2018 by USF Terrence Horne (98 TD, 97 TD)
<b>Kickoff Return for a Touchdown</b>	Nov. 24, 2018 at No. 5 Georgia Juanyeh Thomas (100 TD)	Sept. 8, 2018 by USF Terrence Horne (98 TD, 97 TD)
<b>70-yard+ Interception Return</b>	Aug. 31, 2013 vs. Elon, Tyler Marcordes (95)	Nov. 9, 2002 by Florida State, S. Samuels (82 TD)
<b>15+ Tackles</b>	Oct. 5, 2019 vs. North Carolina, David Curry (16)	Oct. 13, 2018 by Duke, Joe Giles-Harris (15)
<b>3.0+ Sacks</b>	Nov. 30, 2013 vs. Georgia (20T) Jeremiah Attaochu (4.0)	Oct. 12, 2019 by Duke Victor Dimukeje (3.0)
<b>2+ Interceptions</b>	Sept. 30, 2017 vs. North Carolina, A.J. Gray (2)	Sept. 12, 2020 by Florida State, Asante Samuel (2)
<b>2+ Fumble Recoveries</b>	Oct. 5, 2019 at Louisville, Charlie Thomas (2)	Nov. 21, 2019 by NC State, Larrell Murchison (2)
<b>2+ Forced Fumbles</b>	Sept. 12, 2020 at Florida State, Curtis Ryans (2)	Nov. 3, 2018 by North Carolina, Cole Holcomb (3)



**TWO PLAYERS**

**2 100-Yard Rushers**

**GEORGIA TECH**

Nov. 28, 2020 vs. Duke  
Jeff Sims (108) and Jordan Mason (105)

**2 100-Yard Receivers**

Sept. 10, 2005 vs. North Carolina  
Damarious Bilbo (131) and Calvin Johnson (114)

**100-yd Rusher/**

Sept. 8, 2018 at USF

**100-yd Receiver**

TaQuon Marshall (113) and Clinton Lynch (111)

**250 Comb. Yards Rushing**

Oct. 25, 2018 at Virginia Tech  
Tobias Oliver and Jordan Mason (297)

**250 Comb. Yards Receiving**

Jan. 1, 2007 vs. West Virginia  
Calvin Johnson and James Johnson (254)

**20 Comb. Receptions**

Nov. 10, 2001 at Virginia  
Will Glover and Kerry Watkins (21)

**OPPONENT**

**2 100-Yard Rushers**

Nov. 28, 2009 by Georgia  
Washaun Ealey (183) and Caleb King (166)

**2 100-Yard Receivers**

Sept. 19, 2020 by No. 14 UCF  
Marlon Williams (154) and Jaylon Robinson (105)

**100-yd Rusher/**

Sept. 4, 2017 by No. 25/24 Tennessee (20T)

**100-yd Receiver**

John Kelly (128) and Marquez Callaway (115)

**250 Comb. Yards Rushing**

Nov. 26, 2016 by Georgia  
Sony Michel and Nick Chubb (258)

**250 Comb. Yards Receiving**

Sept. 19, 2020 by No. 14 UCF  
Marlon Williams and Jaylon Robinson (261)

**20 Comb. Receptions**

Oct. 26, 2013 by Virginia  
Darius Jennings and Tim Smith (23)



# GEORGIA TECH 16

# FLORIDA STATE 13

Sept. 12, 2020 • Tallahassee, Fla. • Doak Campbell  
Attendance: 17,538

SCOREBOARD	1	2	3	4	FINAL
GEORGIA TECH (1-0, 1-0)	0	0	7	9	16
FLORIDA STATE (0-1, 0-1)	10	0	3	0	13

### FIRST QUARTER

8:05 FSU - Keyshawn Helton 2 yd pass from James Blackman (Parker Grothaus kick)  
1:36 FSU - Parker Grothaus 37 yd field goal

### THIRD QUARTER

6:13 GT - Jordan Mason 19 yd run (Jude Kelley kick)  
1:04 FSU - Parker Grothaus 53 yd field goal

### FOURTH QUARTER

13:17 GT - Malachi Carter 15 yd pass from Jeff Sims (Jude Kelley kick blocked)  
8:56 GT - Jude Kelley 32 yd field goal

## TEAM STATISTICS

	GT	FSU
First Downs	24	21
Rushes-Yards	40-161	35-109
Passing Yards	277	198
Pass Comp-Att-Int.	23-34-2	23-45-1
Total Offense	438	307
Fumbles-Lost	0-0	3-2
Penalties-Yards	10-80	8-55
Punts-Yards (Avg./Net)	3-125 (41.7/36.3)	3-145 (48.3/34.7)
Kickoffs-Yards (Avg./Net)	4-252 (63.0/38.0)	4-245 (61.2/46.2)
Punt Returns (No.-Yds.-TD)	2-21-0	1-16-0
Kickoff Returns (No.-Yds.-TD)	4-60-0	3-75-0
Interceptions (No.-Yds.-TD)	1-19-0	2-74-0
Fumble Returns (No.-Yds.-TD)	1-19-0	0-0-0
Time of Possession	29:58	30:02
Third-Down Conversions	8-of-16	6-of-17
Fourth-Down Conversions	1-of-1	3-of-5
Red-Zone Scores-Chances	3-5	2-2
Sacks By (No.-Yds.)	3-28	1-5
Field Goals	1-3	2-3
Points Off Turnovers	3	7

## INDIVIDUAL STATISTICS

**RUSHING:** GT — Jeff Sims 13-64; Jordan Mason 14-55; Jamious Griffin 9-42; Dontae Smith 1-9; Ahmarea Brown 1-(-3); Team 2-(-6).  
FSU — La'Damian Webb 13-39; Jordan Travis 6-39; Jashaun Corbin 6-18; James Blackman 9-13; Keyshawn Helton 1-0.

**PASSING:** GT — Jeff Sims 23-34-2 277.

FSU — James Blackman 23-43-1 198; Jordan Travis 0-1-0 0; Team 0-1-0 0.

**RECEIVING:** GT — Malachi Carter 6-66; Jalen Camp 5-57; Ahmarea Brown 3-25; Dontae Smith 2-32; Dylan Deveney 2-15; Marquez Ezzard 1-45; Jordan Mason 1-18; Peje Harris 1-7; Jamious Griffin 1-7; Adonics Sanders 1-5.

FSU — Jashaun Corbin 8-55; Tamorrion Terry 6-52; Carren McDonald 4-41; Ontario, Wilson 2-11; Warren Thompson 1-24; Lawrence Toalif 1-12; Keyshawn Helton 1-3.

**INTERCEPTIONS:** GT — Quez Jackson.

FSU — Asante Samuel (2).

**FUMBLE RECOVERIES:** GT — Curry; Brooks.

FSU — None.

**FORCED FUMBLES:** GT — Ryans (2), Domineck.

CJ — None.

**TACKLES FOR LOSS:** GT — Ryans 2.0-24; Sims 2.0-9; Curry 1.0-2; Yondjouen 0.5-1; Bennett Jr. 0.5-0.

FSU — Gainer 2.5-10; Warner 1.0-5; Lars-Woo 1.0-3; Woodie 0.5-3; Green 0.5-2; Dix, Jr. 0.5-1

**SACKS:** GT — Ryans 2.0-24; Curry 1.0-4.

FSU — Woodie 0.5-3; Gainer 0.5-2.

# #14/13 UCF 49

# GEORGIA TECH 21

Sept. 19, 2020 • Atlanta, Ga. • Bobby Dodd Stadium  
Attendance: 11,000

SCOREBOARD	1	2	3	4	FINAL
USF (1-0)	7	21	0	21	49
GEORGIA TECH (1-1)	7	7	0	7	21

### FIRST QUARTER

14:05 GT - Jeff Sims 1 yd run (Jude Kelley kick)  
11:58 UCF - NIXON, Tre 6 yd pass from GABRIEL, Dillon (OBARSKI, Daniel kick)

### SECOND QUARTER

11:47 UCF - WILLIAMS, Marlon 8 yd pass from GABRIEL, Dillon (OBARSKI, Daniel kick)  
6:48 UCF - MCCRAE, Greg 21 yd run (OBARSKI, Daniel kick)  
2:17 UCF - NIXON, Tre 25 yd pass from GABRIEL, Dillon (OBARSKI, Daniel kick)  
1:14 GT - Jahmyr Gibbs 9 yd pass from Jeff Sims (Gavin Stewart kick)

### FOURTH QUARTER

13:12 GT - Jahmyr Gibbs 33 yd run (Gavin Stewart kick)  
11:40 UCF - ANDERSON, Otis 1 yd run (OBARSKI, Daniel kick)  
5:30 UCF - WILLIAMS, Marlon 7 yd pass from GABRIEL, Dillon (OBARSKI, Daniel kick)  
3:28 UCF - THOMPSON, Bentavious 4 yd run (OBARSKI, Daniel kick)

## TEAM STATISTICS

	UCF	GT
First Downs	31	23
Rushes-Yards	51-243	44-277
Passing Yards	417	244
Pass Comp-Att-Int.	27-41-1	18-37-2
Total Offense	660	471
Fumbles-Lost	1-1	4-3
Penalties-Yards	8-51	7-49
Punts-Yards (Avg./Net)	3-136 (45.3/45.3)	4-205 (51.2/51.2)
Kickoffs-Yards (Avg./Net)	8-515 (64.4/34.0)	3-170 (56.7/40.0)
Punt Returns (No.-Yds.-TD)	0-0-0	0-0-0
Kickoff Returns (No.-Yds.-TD)	0-0-0	2-93-0
Interceptions (No.-Yds.-TD)	2-9-0	1-3-0
Fumble Returns (No.-Yds.-TD)	0-0-0	1-4-0
Time of Possession	31:52	28:08
Third-Down Conversions	10-of-16	7-of-15
Fourth-Down Conversions	1-of-3	1-of-3
Red-Zone Scores-Chances	6-7	2-4
Sacks By (No.-Yds.)	0-0	2-17
Field Goals	0-0	0-1
Points Off Turnovers	14	0

## INDIVIDUAL STATISTICS

**RUSHING:** GT — Jeff Sims 16-82; Jahmyr Gibbs 15-66; Jamious Griffin 8-44; Dontae Smith 5-35.  
UCF — ANDERSON, Otis 18-88; MCCRAE, Greg 9-50; THOMPSON, Bentavious 12-30; GABRIEL, Dillon 8-30; RICHARDSON, Johnny 2-24; GOOD, Damaris 2-21.

**PASSING:** GT — Jeff Sims 18-36-2 244; Team 0-1-0 0.

UCF — GABRIEL, Dillon 27-41-1 417.

**RECEIVING:** GT — Jahmyr Gibbs 4-60; Marquez Ezzard 3-33; Peje Harris 2-38; Jamious Griffin 2-38; Jalen Camp 2-27; Dontae Smith 2-18; Malachi Carter 1-11; Ahmarea Brown 1-11; Jack Coco 1-8.

UCF — WILLIAMS, Marlon 10-154; ROBINSON, Jaylon 6-105; NIXON, Tre 4-94; ANDERSON, Otis 3-21; HARRIS, Jacob 2-28; HESCOCK, Jake 2-15.

**INTERCEPTIONS:** GT — Juanyeh Thomas.

UCF — Josh Celiscar; Stephon Zayas

**FUMBLE RECOVERIES:** GT — Showell.

UCF — Grant; Lester; Celiscar.

**FORCED FUMBLES:** GT — Knight II.

UCF — Gilyard; Lester; Celiscar.

**TACKLES FOR LOSS:** GT — C. Thomas 3.0-20; Yondjouen 1.0-5; Bennett, Jr. 1.0-2; Brooks 1.0-1; Knight II 1.0-1.

UCF — Gilyard 2.0-4; Charlton 1.5-1; Collier 1.0-2; Goode 1.0-2; Turner 0.5-1.

**SACKS:** GT — C. Thomas 2.0-17.

UCF — None.



**GEORGIA TECH**  
**SYRACUSE**

**20**  
**37**

Sept. 26, 2020 • Atlanta, Ga. • Carrier Dome  
Attendance: N/A

SCOREBOARD	1	2	3	4	FINAL
GEORGIA TECH (1-2, 1-1)	0	13	7	0	20
SYRACUSE (1-2, 1-2)	17	6	7	7	37

**FIRST QUARTER**

8:54 SU - Tucker, S. 38 yd run (Szmyt, A. kick)  
7:33 SU - Szmyt, A. 47 yd field goal  
1:22 SU - Tucker, S. 4 yd run (Szmyt, A. kick)

**SECOND QUARTER**

9:37 GT - Jahmyr Gibbs 24 yd pass from Jeff Sims (Presley Harvin III rush failed)  
8:57 SU - Harris, T. 46 yd pass from Devito, T. (Szmyt, A. kick blocked)  
5:10 GT - Jeff Sims 1 yd run (Gavin Stewart kick)

**THIRD QUARTER**

1:29 GT - Jamious Griffin 3 yd run (Gavin Stewart kick)  
0:40 SU - Johnson, N. 43 yd pass from Devito, T. (Szmyt, A. kick)

**FOURTH QUARTER**

8:10 SU - Williams, T. 43 yd interception return (Szmyt, A. kick)

**TEAM STATISTICS**

	SU	GT
First Downs	23	14
Rushes-Yards	52-275	41-163
Passing Yards	178	194
Pass Comp-Att-Int.	15-32-4	13-24-1
Total Offense	453	357
Fumbles-Lost	2-1	1-0
Penalties-Yards	15-104	7-85
Punts-Yards (Avg./Net)	7-345 (49.3/47.4)	6-295 (49.2/42.2)
Kickoffs-Yards (Avg./Net)	4-204 (51.0/29.5)	7-442 (63.1/42.6)
Punt Returns (No.-Yds.-TD)	5-42-0	1-13-0
Kickoff Returns (No.-Yds.-TD)	3-44-0	4-86-0
Interceptions (No.-Yds.-TD)	1-5-0	1-114-1
Fumble Returns (No.-Yds.-TD)	0-0-0	0-0-0
Time of Possession	34:08	25:52
Third-Down Conversions	6-of-18	5-of-15
Fourth-Down Conversions	1-of-2	1-of-3
Red-Zone Scores-Chances	2-4	1-3
Sacks By (No.-Yds.)	1-7	1-8
Field Goals	0-1	1-2
Points Off Turnovers	6	17

**INDIVIDUAL STATISTICS**

**RUSHING:** GT — Jahmyr Gibbs 18-105; Dontae Smith 8-75; Jamious Griffin 15-54; Jeff Sims 8-41; Bruce Jordan-Swilling 1-4; Jordan Yates 2 (-4).  
SU — Tucker, S. 24-112; Devito, T. 4-23; Pierre, M. 7-19; Jordan, J. 2-6; Lutz, C. 2-5; Labrosse, B. 1-5; Linton, S. 1 (-7).

**PASSING:** GT — Jeff Sims 13-28 4 174; Jordan Yates 2-4 0-4.  
SU — Devito, T. 13-24-1 194.

**RECEIVING:** GT — Malachi Carter 4-47; Jalen Camp 3-27; Jahmyr Gibbs 2-26; Adonias Sanders 2-21; Marquez Ezzard 2-10; Ahmarea Brown 1-40; Jack Coco 1-7.

SU — Johnson, N. 4-87; Harris, T. 3-64; Jordan, J. 2-17; Queeley, A. 1-15; Hackett, A. 1-10; Benson, L. 1-1; Tucker, S. 1-0.

**INTERCEPTIONS:** GT — Zamari Watson.

SU — Williams, T., Carter, J., Black, J., Hanna, R.

**FUMBLE RECOVERIES:** GT — None.

SU — Linton, S.

**FORCED FUMBLES:** GT — None.

SU — Roscoe, C.

**TACKLES FOR LOSS:** GT — Domineck 2.0-11; Jackson 1.0-1; Griffin 1.0-1; Yondjouen 1.0-1; K. Oliver 0.5-1; Curry 0.5-0.

SU — Roscoe 2.0-15; Hanna 1.0-4; Williams 1.0-2.

**SACKS:** GT — Domineck 1.0-7.

SU — Roscoe 1.0-8.

**LOUISVILLE**  
**GEORGIA TECH**

**27**  
**46**

Oct. 9, 2020 • Atlanta, Ga. • Bobby Dodd Stadium  
Attendance: 11,000

SCOREBOARD	1	2	3	4	FINAL
LOUISVILLE (1-3, 0-3)	7	14	6	0	27
GEORGIA TECH (2-2, 2-1)	7	7	12	20	46

**FIRST QUARTER**

9:00 GT - Jahmyr Gibbs 12 yd run (Gavin Stewart kick)  
0:24 LOU - Ford, M. 3 yd pass from Malik Cunningham (Turner, J. kick)

**SECOND QUARTER**

7:30 LOU - Malik Cunningham 2 yd run (Turner, J. kick)  
1:32 LOU - Atwell, T. 26 yd pass from Malik Cunningham (Turner, J. kick)  
0:43 GT - Jalen Camp 9 yd pass from Ahmarea Brown (Gavin Stewart kick)

**THIRD QUARTER**

7:52 GT - Jamious Griffin 3 yd run (Gavin Stewart kick blocked)  
6:34 GT - Jeff Sims 22 yd run (Jeff Sims pass failed)  
0:32 LOU - Malik Cunningham 11 yd run (Malik Cunningham pass failed)

**FOURTH QUARTER**

8:40 GT - Jahmyr Gibbs 19 yd pass from Jeff Sims (Jeff Sims pass failed)  
2:52 GT - Malachi Carter 34 yd pass from Jeff Sims (Gavin Stewart kick)  
0:28 GT - Dontae Smith 12 yd run (Gavin Stewart kick)

**TEAM STATISTICS**

	LOU	GT
First Downs	24	19
Rushes-Yards	48-242	34-192
Passing Yards	229	258
Pass Comp-Att-Int.	19-33-0	12-22-0
Total Offense	471	450
Fumbles-Lost	4-3	0-0
Penalties-Yards	9-78	7-55
Punts-Yards (Avg./Net)	4-158 (39.5/39.5)	5-239 (47.8/40.6)
Kickoffs-Yards (Avg./Net)	5-317 (63.4/40.4)	8-515 (64.4/40.1)
Punt Returns (No.-Yds.-TD)	1-16-0	0-0-0
Kickoff Returns (No.-Yds.-TD)	5-119-0	1-15-0
Interceptions (No.-Yds.-TD)	0-0-0	0-0-0
Fumble Returns (No.-Yds.-TD)	0-0-0	0-0-0
Time of Possession	36:38	23:22
Third-Down Conversions	9-of-17	6-of-12
Fourth-Down Conversions	2-of-3	1-of-1
Red-Zone Scores-Chances	3-3	5-5
Sacks By (No.-Yds.)	0-0	3-17
Field Goals	0-0	0-0
Points Off Turnovers	0	19

**INDIVIDUAL STATISTICS**

**RUSHING:** GT — Jeff Sims 7-64; Jahmyr Gibbs 13-61; Dontae Smith 8-44; Jamious Griffin 5-14; Jerry Howard Jr. 1-9.

LOU — Hawkins, J. 26-155; Malik Cunningham 14-50; Hall, H. 8-37.

**PASSING:** GT — Jeff Sims 11-21-0-249; Ahmarea Brown 1-1-0-9.

LOU — Malik Cunningham 19-33-0 229.

**RECEIVING:** GT — Jalen Camp 4-31; Malachi Carter 3-89; Jahmyr Gibbs 2-60; Adonias Sanders 1-33; Ahmarea Brown 1-30; Dylan Leonard 1-15.

LOU — Atwell, T. 6-52; Ford, M. 5-89; Hawkins, J. 3-15; Marshall, J. 2-19; Fitzpatrick, D. 1-36; Burkley, M. 1-14; Smith, B. 1-4.

**INTERCEPTIONS:** GT — None.

LOU — None

**FUMBLE RECOVERIES:** GT — Jackson; Domineck; Jordan-Swilling.

LOU — None.

**FORCED FUMBLES:** GT — Domineck; C. Thomas; Jordan-Swilling.

LOU — None.

**TACKLES FOR LOSS:** GT — Clayton 2.5-8; Domineck 1.0-9; K. Oliver 1.0-5; C. Thomas 1.0-3; King 1.0-1; Jackson 0.5-1; Curry 0.5-1; Ryans 0.5-1.

LOU — Goldwire 1.0-1; Okeke 0.5-1; Montgomery 0.5-1.

**SACKS:** GT — Clayton 2.0-8; Domineck 1.0-9.

LOU — None.



# #1/1 CLEMSON GEORGIA TECH

73  
7

Oct. 7, 2020 • Atlanta, Ga. • Bobby Dodd Stadium  
Attendance: 11,000

SCOREBOARD	1	2	3	4	FINAL
CLEMSON (5-0, 4-0)	17	35	7	14	73
GEORGIA TECH (2-3, 2-2)	7	0	0	0	7

**FIRST QUARTER**

7:55 CU - Cornell Powell 5 yd pass from Trevor Lawrence (B.T. Potter kick)  
6:32 GT - Jalen Camp 59 yd pass from Jeff Sims (Jude Kelley kick)  
6:14 CU - Amari Rodgers 83 yd pass from Trevor Lawrence (B.T. Potter kick)  
4:03 CU - B.T. Potter 30 yd field goal

**SECOND QUARTER**

12:43 CU - Davis Allen 34 yd pass from Trevor Lawrence (B.T. Potter kick)  
7:05 CU - Nyles Pinckney 1 yd run (B.T. Potter kick)  
3:14 CU - Frank Ladson Jr. 8 yd pass from Trevor Lawrence (B.T. Potter kick)  
2:10 CU - Travis Etienne 3 yd run (B.T. Potter kick)  
0:16 CU - Amari Rodgers 16 yd pass from Trevor Lawrence (B.T. Potter kick)

**THIRD QUARTER**

8:21 CU - Chez Mellusi 5 yd run (B.T. Potter kick)

**FOURTH QUARTER**

11:38 CU - Kobe Pace 7 yd pass from Hunter Helms (Aidan Swanson kick)  
7:41 CU - Ajou Ajou 35 yd pass from Hunter Helms (Aidan Swanson kick)

**TEAM STATISTICS**

	CU	GT
First Downs	29	7
Rushes-Yards	39-171	44-123
Passing Yards	500	81
Pass Comp-Att-Int.	33-49-1	6-14-1
Total Offense	671	204
Fumbles-Lost	1-1	4-2
Penalties-Yards	2-20	3-40
Punts-Yards (Avg./Net)	4-189 (47.2/46.2)	9-435 (48.3/46.9)
Kickoffs-Yards (Avg./Net)	12-773 (64.4/42.0)	2-130 (65.0/52.5)
Punt Returns (No.-Yds.-TD)	1-13-0	3-4-0
Kickoff Returns (No.-Yds.-TD)	2-25-0	2-44-0
Interceptions (No.-Yds.-TD)	1-31-0	1-9-0
Fumble Returns (No.-Yds.-TD)	0-0-0	0-0-0
Time of Possession	35:53	24:07
Third-Down Conversions	9-of-17	2-of-14
Fourth-Down Conversions	2-of-2	0-of-3
Red-Zone Scores-Chances	8-8	0-0
Sacks By (No.-Yds.)	4-34	2-14
Field Goals	1-1	0-0
Points Off Turnovers	17	0

**INDIVIDUAL STATISTICS**

**RUSHING:** GT — Jahmyr Gibbs 15-67; Spence Massey 3-47; Dontae Smith 6-30; Jamirous Griffin 2-7; Bruce Jordan-Swilling 3-0; Jordan Yates 2 (-5); Jeff Sims 13 (-23).

CU — Travis Etienne 11-44; Lyn-J Dixon 5-32; Michel Dukes 3-31; Chez Mellusi 5-21; Kobe Pace 4-21; Darien Rencher 4-11; Trevor Lawrence 3-6; Taisun Phommachanh 2-2; Hunter Helms 1-2; Nyles Pinckney 1-1.

**PASSING:** GT — Jeff Sims 6-13-1 81; Jordan Yates 0-1-0 0.  
CU — Trevor Lawrence 24-32-1 404; Hunter Helms 5-7-0 74; Taisun Phommachanh 2-7-0 9; Will Spiers 2-3-0 13.

**RECEIVING:** GT — Jahmyr Gibbs 3-23; Jalen Camp 1-59; Ahmarea Brown 1-2; Dontae Smith 1-minus 3.

CU — Amari Rodgers 6-161; Cornell Powell 4-50; Davis Allen 3-67; Frank Ladson Jr. 3-21; Travis Etienne 2-29; E.J. Williams 2-29; Kobe Pace 2-21; Will Swinney 2-13; Ajou Ajou 1-35; Brannon Spector 1-20; Drew Swinney 1-12; J.C. Chalk 1-12; Lyn-J Dixon 1-9; Will Brown 1-9; Joseph Ngata 1-6; Jaahyn Lay 1-5; Max May 1-1.

**INTERCEPTIONS:** GT — Turner.  
CU — Walton.

**FUMBLE RECOVERIES:** GT — Swilling.

CU — Henry; Mascot.

**FORCED FUMBLES:** GT — Ryans.

CU — Jones, Jr.; Murphy.

**TACKLES FOR LOSS:** GT — Jackson 1.0-9; Askwew 1.0-7; Griffin 1.0-5; Owens 1.0-2.

CU — Davis 2.0-9; Jones, Jr. 2.0-4; Murphy 1.5-8; Venables 1.0-14; Booth, Jr. 1.0-4; Williams 1.0-3; Williams 1.0-2; Charleston 1.0-1; Thomas 0.5-1; Upshaw 0.5-0; Turner 0.5-1.

**SACKS:** GT — Jackson 1.0-9; Griffin 1.0-5.

CU — Venables 1.0-14; Davis 1.0-8; Murphy 1.0-8; Booth, Jr. 1.0-4.

# GEORGIA TECH BOSTON COLLEGE

27  
48

Oct. 24, 2020 • Chestnut Hill, Mass. • Alumni Stadium  
Attendance: N/A

SCOREBOARD	1	2	3	4	FINAL
GEORGIA TECH (2-4, 2-3)	0	14	7	6	27
BOSTON COLLEGE (4-2, 3-2)	14	20	14	0	48

**FIRST QUARTER**

10:07 GT - Jerry Howard Jr. 19 yd pass from James Graham (Brenton King kick)  
5:25 BC - Lewis, C 7 yd pass from Jurkovec, P (Bournerhi, A kick)  
2:58 BC - Lewis, C 5 yd pass from Jurkovec, P (Bournerhi, A kick)

**SECOND QUARTER**

13:04 BC - Bournerhi, A 41 yd field goal  
12:12 BC - Palmer, M 33 yd fumble recovery (Bournerhi, A kick)  
11:48 GT - Ahmarea Brown 32 yd pass from Jeff Sims (Gavin Stewart kick)  
9:44 BC - Flowers, Z 22 yd run (Bournerhi, A kick)  
7:13 GT - Peje Harris 31 yd pass from Jeff Sims (Gavin Stewart kick)  
0:30 BC - Bournerhi, A 27 yd field goal

**THIRD QUARTER**

12:49 BC - Bailey, D 34 yd run (Bournerhi, A kick)  
5:39 GT - Jeff Sims 1 yd run (Gavin Stewart kick)  
1:09 BC - Bailey, D 4 yd run (Bournerhi, A kick)

**FOURTH QUARTER**

10:09 GT - Ahmarea Brown 2 yd run (Gavin Stewart kick failed)

**TEAM STATISTICS**

	GT	BC
First Downs	19	23
Rushes-Yards	33-106	44-264
Passing Yards	256	145
Pass Comp-Att-Int.	18-32-1	13-21-1
Total Offense	362	409
Fumbles-Lost	2-2	0-0
Penalties-Yards	10-62	10-102
Punts-Yards (Avg./Net)	4-204 (51.0/51.0)	3-128 (42.7/36.0)
Kickoffs-Yards (Avg./Net)	4-204 (51.0/32.2)	9-567 (63.0/40.6)
Punt Returns (No.-Yds.-TD)	0-0-0	0-0-0
Kickoff Returns (No.-Yds.-TD)	5-102-0	4-86-0
Interceptions (No.-Yds.-TD)	0-0-0	1-0-0
Fumble Returns (No.-Yds.-TD)	0-0-0	1-33-1
Time of Possession	26:05	33:25
Third-Down Conversions	2-of-12	3-of-9
Fourth-Down Conversions	2-of-4	0-of-0
Red-Zone Scores-Chances	2-3	5-5
Sacks By (No.-Yds.)	0-0	4-23
Field Goals	0-0	2-2
Points Off Turnovers	0	21

**INDIVIDUAL STATISTICS**

**RUSHING:** GT — Jeff Sims 12-47; Jordan Mason 6-27; James Graham 6-21; Jahmyr Gibbs 8-9; Ahmarea Brown 1-2.

BC — Jurkovec, P 7-94; Bailey, D 13-83; Levy, T 19-54; Flowers, Z 3-36; TEAM 2 (-3).

**PASSING:** GT — Jeff Sims 12-18-1 171; James Graham 6-13-0 85; Pressley Harvin III 0-1-0 0.  
BC — Jurkovec, P 13-21-0 145.

**RECEIVING:** GT — Ahmarea Brown 4-75; Jahmyr Gibbs 4-37; Jalen Camp 2-25; Marquez Ezard 2-23; Jordan Mason 1-37; Peje Harris 1-31; Adonias Sanders 1-14; Malachi Carter 1-5; Dontae Smith 1-5; Dylan Leonard 1-4.

BC — Lewis, C 4-58; Long, H 3-39; Gill, J 2-20; Levy, T 2-13; Flowers, Z 1-11; Bailey, D 1-4.

**INTERCEPTIONS:** GT — None.

BC — Muse.

**FUMBLE RECOVERIES:** GT — None.

BC — Valdez; Palmer.

**FORCED FUMBLES:** GT — None.

BC — Bequette.

**TACKLES FOR LOSS:** GT — Domineck 1.0-4; Jackson 1.0-1; Curry 1.0-1; Walton 0.5-1; Lockhart 0.5-1.

BC — Richardson 1.5-6; McDuffie 1.0-13; Roberts 1.0-9; Sparacio 1.0-3; Maitre 1.0-3; Onwuka 0.5-5.

**SACKS:** GT — None.

BC — Roberts 1.0-9; Sparacio 1.0-3; Onwuka 0.5-5; Richardson 0.5-3.



# #4/4 NOTRE DAME 31 GEORGIA TECH 13

Oct. 31, 2020 • Miami, Fla. • Bobby Dodd Stadium  
Attendance: 11,000

SCOREBOARD	1	2	3	4	FINAL
NOTRE DAME (6-0, 5-0)	7	10	7	7	31
GEORGIA TECH (2-5, 2-4)	0	7	0	6	13

### FIRST QUARTER

6:16 ND - Joe Wilkins, Jr. 8 yd pass from Ian Book (Jonathan Doerer kick)

### SECOND QUARTER

14:42 GT - Zaman Walton 93 yd fumble recovery (Jude Kelley kick)

10:47 ND - Kyren Williams 2 yd run (Jonathan Doerer kick)

1:49 ND - Jonathan Doerer 32 yd field goal ND 17 - GT 7

### THIRD QUARTER

10:43 ND - Kyren Williams 4 yd run (Jonathan Doerer kick)

### FOURTH QUARTER

12:59 ND - C'Bo Flemister 3 yd run (Jonathan Doerer kick)

7:15 GT - Jordan Mason 1 yd run (Adonias Sanders rush failed)

## TEAM STATISTICS

	ND	GT
First Downs	24	17
Rushes-Yards	44-227	33-88
Passing Yards	199	150
Pass Comp-Att-Int	18-26-0	15-26-0
Total Offense	426	238
Fumbles-Lost	1-1	3-1
Penalties-Yards	5-50	6-50
Punts-Yards (Avg./Net)	3-119 (39.7/38.7)	4-165 (41.2/36.2)
Kickoffs-Yards (Avg./Net)	6-313 (52.2/42.2)	2-125 (62.5/43.0)
Punt Returns (No.-Yds.-TD)	0-0-0	3-3-0
Kickoff Returns (No.-Yds.-TD)	2-39-0	1-10-0
Interceptions (No.-Yds.-TD)	0-0-0	0-0-0
Fumble Returns (No.-Yds.-TD)	0-0-0	1-93-1
Time of Possession	36:54	23:06
Third-Down Conversions	10-of-15	5-of-12
Fourth-Down Conversions	0-of-0	0-of-2
Red-Zone Scores-Chances	5-7	1-2
Sacks By (No.-Yds.)	5-34	2-10
Field Goals	1-1	0-1
Points Off Turnovers	7	7
Points Off Turnovers	7	0

## INDIVIDUAL STATISTICS

**RUSHING:** GT — Jahmyr Gibbs 14-61; Jordan Mason 7-25; Jeff Sims 12-2.

ND — Kyren Williams 15-76; C'Bo Flemister 15-58; Chris Tyree 5-47; Ian Book 9-46.

**PASSING:** GT — 15-26-0 150.

ND — Ian Book 18-26-0 199

**RECEIVING:** GT — Jahmyr Gibbs 5-49; Jalen Camp 3-64; Adonias Sanders 2-14; Marquez Ezzard 1-13; Nate McCallum 1-5; Dylan Leonard 1-4; Jack Coco 1-3; Jordan Mason 1-(-2).  
ND — Jaxon McKinley 5-93; Avery Davis 4-29; Michael Mayer 3-15; Kyren Williams 2-24; Brock Wright 1-11; Tommy Tremble 1-11; Joe Wilkins, Jr. 1-8; Ben Skowronek 1-8.

**INTERCEPTIONS:** GT — None.

ND — None.

**FUMBLE RECOVERIES:** GT — Walton.

ND — Tagovailoa-Amosa.

**FORCED FUMBLES:** GT — J. Thomas.

ND — Hayes (2).

**TACKLES FOR LOSS:** GT — Brooks 2.0-6; K. Oliver 1.0-6; Domineck 1.0-5; Ivey 1.0-3; Jackson 1.0-2; Curry 1.0-1.

ND — Hayes 2.0-14; Hamilton 2.0-8; Crawford 1.0-8; Foskey 1.0-8; Tagovailoa-Amosa 1.0-5; Ogundeji 1.0-4; White 1.0-1.

**SACKS:** GT — K. Oliver 1.0-6; Brooks 1.0-4.

ND — Hayes 2.0-14; Crawford 1.0-8; Foskey 1.0-8; Ogundeji 1.0-4.

# DUKE 33 GEORGIA TECH 56

Nov. 28, 2020 • Atlanta, Ga. • Bobby Dodd Stadium  
Attendance: 11,000

SCOREBOARD	1	2	3	4	FINAL
DUKE (2-7, 1-7)	7	19	7	0	33
GEORGIA TECH (3-5, 3-4)	14	14	14	14	56

### FIRST QUARTER

13:44 GT - Jahmyr Gibbs 61 yd run (Gavin Stewart kick)

8:39 DU - Shaka Heyward 0 yd fumble recovery (Charlie Ham kick)

6:11 GT - Malachi Carter 12 yd pass from Jeff Sims (Gavin Stewart kick)

### SECOND QUARTER

13:50 DU - Matabao Durant 1 yd run (Charlie Ham kick)

9:15 GT - Jahmyr Gibbs 26 yd run (Gavin Stewart kick)

2:23 DU - Matabao Durant 30 yd pass from Chase Brice (Charlie Ham kick)

1:57 DU - Shaka Heyward safety

1:42 GT - Jordan Domineck 0 yd fumble recovery (Gavin Stewart kick)

0:07 DU - Charlie Ham 35 yd field goal

### THIRD QUARTER

10:54 GT - Jalen Camp 24 yd pass from Jeff Sims (Gavin Stewart kick)

2:15 DU - Jarett Garner 28 yd pass from Chase Brice (Charlie Ham kick)

0:33 GT - Adonias Sanders 24 yd pass from Jeff Sims (Gavin Stewart kick)

### FOURTH QUARTER

10:13 GT - Dontae Smith 36 yd run (Gavin Stewart kick)

4:42 GT - Dontae Smith 22 yd run (Gavin Stewart kick)

## TEAM STATISTICS

	DU	GT
First Downs	23	23
Rushes-Yards	40-68	48-377
Passing Yards	314	146
Pass Comp-Att-Int	23-47-1	13-23-1
Total Offense	382	523
Fumbles-Lost	4-4	3-2
Penalties-Yards	8-63	11-112
Punts-Yards (Avg./Net)	6-264 (44.0/44.8)	3-124 (41.3/41.3)
Kickoffs-Yards (Avg./Net)	6-369 (61.5/48.2)	10-658 (65.8-44.3)
Punt Returns (No.-Yds.-TD)	0-0-0	2-(-5)-0
Kickoff Returns (No.-Yds.-TD)	9-190-0	2-30-0
Interceptions (No.-Yds.-TD)	1-33-0	1-43-0
Fumble Returns (No.-Yds.-TD)	0-0-1	0-0-1
Time of Possession	32:02	27:57
Third-Down Conversions	6-of-17	9-of-14
Fourth-Down Conversions	1-of-3	0-of-2
Red-Zone Scores-Chances	2-2	1-1
Sacks By (No.-Yds.)	2-16	4-21
Field Goals	1-1	0-0
Points Off Turnovers	10	21

## INDIVIDUAL STATISTICS

**RUSHING:** GT — Jeff Sims 12-108; Jordan Mason 21-105; Jahmyr Gibbs 6-91; Dontae Smith 5-60; Jerry Howard Jr. 2-8; Nate McCallum 1-7; Team 1-(-2).

DU — Deon Jackson 9-54; Matabao Durant 15-50; Gunnar Holmberg 2-10; Noah Gray 1-2; Jalon Calhoun 1-(-4); Chase Brice 11-(-13); Team 1-(-31).

**PASSING:** GT — Jeff Sims 13-23-1 146.

DU — Chase Brice 19-40-1 273; Gunnar Holmberg 3-6-0-30; Noah Gray 1-1-0-11.

**RECEIVING:** GT — Jahmyr Gibbs 4-48; Jalen Camp 2-30; Malachi Carter 2-26; Peje Harris 2-8; Adonias Sanders 1-24; Jordan Mason 1-6; Jack Coco 1-4.

DU — Jalon Calhoun 4-50; Matabao Durant 3-48; Jake Bobo 3-39; Deon Jackson 3-22; Dennis Smith 2-57; Jarett Garner 2-36; Eli Pancol 2-25; Jake Marwede 2-12; Noah Gray 1-14; DeWayne Carter 1-11.

**INTERCEPTIONS:** GT — Carpenter.

DU — Carter II.

**FUMBLE RECOVERIES:** GT — Swilling; Domineck; K. Oliver; Owens.

DU — Heyward; Jordan.

**FORCED FUMBLES:** GT — Curry; Domineck.

DU — Rumph II.

**TACKLES FOR LOSS:** GT — Domineck 2.5-7; K. Oliver 1.5-9; Carpenter 1.5-2; Stone 1.0-6; Walker 1.0-4; Lockhart 0.5-0.

DU — Rumph II 2.5-11; Waters 2.0-4; Heyward 1.5-8; Carter 1.0-5; Thompson 1.0-2; Carter II 1.0-2; Jordan 0.5-4.

**SACKS:** GT — Domineck 2.0-7; K. Oliver 1.0-8; Stone 1.0-6.

DU — Heyward 1.0-7; Rumph 0.5-5; Jordan 0.5-4.





# GEORGIA TECH NC STATE

13  
23

Dec. 5, 2020 • Charlottesville, Va. • Carter-Finley Stadium  
Attendance: 4,032

SCOREBOARD	1	2	3	4	FINAL
GEORGIA TECH (3-6, 3-5)	0	7	3	3	13
NC STATE (8-3, 7-3)	3	17	0	3	23

### FIRST QUARTER

1st 5:19 NCSU - Dunn, C. 40 yd field goal

### SECOND QUARTER

2nd 14:52 NCSU - Person, R. 20 yd run (Dunn, C. kick)

12:20 GT - Jeff Sims 34 yd run (Gavin Stewart kick)

10:12 NCSU - Knight, Z. 5 yd run (Dunn, C. kick)

3:53 NCSU - Dunn, C. 20 yd field goal

### THIRD QUARTER

3rd 8:53 GT - Gavin Stewart 26 yd field goal

### FOURTH QUARTER

4th 11:32 GT - Gavin Stewart 22 yd field goal

3:31 NCSU - Dunn, C. 39 yd field goal

## TEAM STATISTICS

	GT	NCSU
First Downs	23	24
Rushes-Yards	51-261	32-88
Passing Yards	151	309
Pass Comp-Att-Int.	13-27-0	23-36-0
Total Offense	412	397
Fumbles-Lost	3-0	0-0
Penalties-Yards	12-111	7-78
Punts-Yards (Avg./Net)	4-188 (47.0/37.8)	3-115 (38.3/38.3)
Kickoffs-Yards (Avg./Net)	4-251 (62.8/42.2)	6-365 (60.8/40.0)
Punt Returns (No.-Yds.-TD)	1-0-0	3-17-0
Kickoff Returns (No.-Yds.-TD)	0-0-0	4-82-0
Interceptions (No.-Yds.-TD)	0-0-0	0-0-0
Fumble Returns (No.-Yds.-TD)	0-0-0	0-0-0
Time of Possession	31:53	28:07
Third-Down Conversions	10-of-19	5-of-12
Fourth-Down Conversions	0-of-3	0-of-1
Red-Zone Scores-Chances	2-3	4-5
Sacks By (No.-Yds.)	2-19	3-15
Field Goals	2-2	3-3
Points Off Turnovers	0	0

## INDIVIDUAL STATISTICS

**RUSHING:** GT — Jordan Mason 21-99; Jeff Sims 17-93; Dontae Smith 9-43; Jamious Griffin 3-25; Nate McCollum 1-1.

NCSU — Person, R. 15-59; Knight, Z. 7-38; Houston, J. 4-14; TEAM 3-minus 11; Hookman, B. 3-(-12).

**PASSING:** GT — Jeff Sims 13-27-0 151.

NCSU — Hookman, B. 23-36-0 309.

**RECEIVING:** GT — Adonias Sanders 7-105; Jalen Camp 2-22; Jordan Mason 2-8; Nate McCollum 1-10; Peje Harris 1-6.

NCSU — Emziele, E. 6-91; Carter, D. 3-58; Riley, C.J. 3-53; Rooks, P. 3-44; Thomas, T. 3-32; Angeline, C. 2-24;

Person, R. 1-9; Autenrieth, D. 1-1; Knight, Z. 1-minus 3.

**INTERCEPTIONS:** GT — None.

NCSU — None.

**FUMBLE RECOVERIES:** GT — None.

NCSU — None.

**FORCED FUMBLES:** GT — None.

NCSU — Hart, Martin.

**TACKLES FOR LOSS:** GT — Curry 2.0-9; Kennard 1.5-14; M. Sims 1.0-2; Walker 1.0-2; J. Thomas 0.5-2; Griffin 0.5-1; Carpenter 0.5-0.

NCSU — Wilson 2.5-14; Thomas 1.5-8; Martin 1.5-2; Kante 1.0-2; Duffy 1.0-1; Ingle 1.0-1; Moore 0.5-1; Hart 0.5-1; Joseph 0.5-1; Jackson 0.5-0.

**SACKS:** GT — Kennard 1.5-14; Curry 0.5-5.

NCSU — Wilson 1.0-7; Thomas 1.0-7; Duffy 1.0-1.

# PITT GEORGIA TECH

34  
20

Dec. 10, 2020 • Atlanta, Ga. • Bobby Dodd Stadium  
Attendance: 11,000

SCOREBOARD	1	2	3	4	FINAL
PITT (6-5, 5-5)	3	13	7	11	34
GEORGIA TECH (3-7, 3-6)	7	0	6	7	20

### FIRST QUARTER

13:29 UP - Alex Kessman 27 yd field goal

03:55 GT - Jeff Sims 1 yd run

### SECOND QUARTER

11:42 UP - Alex Kessman 25 yd field goal

09:46 UP - DJ Turner 60 yd pass from Kenny Pickett (Alex Kessman kick)

01:39 UP - Alex Kessman 30 yd field goal

### THIRD QUARTER

08:25 UP - Kenny Pickett 1 yd run (Alex Kessman kick)

02:04 GT - Jalen Camp 21 yd pass from Jeff Sims (Jeff Sims pass failed)

### FOURTH QUARTER

08:04 UP - Alex Kessman 22 yd field goal

06:01 GT - Dylan Deveney 18 yd pass from Jeff Sims (Gavin Stewart kick)

02:00 UP - Vincent Davis 38 yd run (DJ Turner pass from Pickett, K)

## TEAM STATISTICS

	PITT	GT
First Downs	28	21
Rushes-Yards	54-317	29-98
Passing Yards	196	250
Pass Comp-Att-Int.	17-34-1	19-36-2
Total Offense	513	348
Fumbles-Lost	3-0	2-1
Penalties-Yards	6-60	8-86
Punts-Yards (Avg./Net)	2-87 (43.5/43.5)	5-255 (51.0/49.4)
Kickoffs-Yards (Avg./Net)	8-468 (58.5/42.2)	4-254 (63.5/39.8)
Punt Returns (No.-Yds.-TD)	1-8-0	0-0-0
Kickoff Returns (No.-Yds.-TD)	3-70-0	1-5-0
Interceptions (No.-Yds.-TD)	2-(-2)-0	1-6-0
Fumble Returns (No.-Yds.-TD)	0-0-0	0-0-0
Time of Possession	37:51	22:09
Third-Down Conversions	8-of-17	5-of-14
Fourth-Down Conversions	11-of-3	3-of-4
Red-Zone Scores-Chances	5-6	2-3
Sacks By (No.-Yds.)	3-11	2-22
Field Goals	4-4	0-0
Points Off Turnovers	3	0

## INDIVIDUAL STATISTICS

**RUSHING:** PITT — Vincent Davis 25-247; Kenny Pickett 14-29; DJ Turner 2-27; A.J. Davis 10-25; Jordan Addison 1-3; TEAM 1-minus 1; Davis Beville 1-(-13).

GT — Jamious Griffin 5-43; Jordan Mason 13-41; Jeff Sims 10-14; Dontae Smith 1-0.

**PASSING:** Pitt-Kenny Pickett 17-34-1 196; Davis Beville 0-0-0 0.

GT — Jeff Sims 17-31-2 238; Jordan Yates 2-4-0 12; Team 0-1-0 0.

**RECEIVING:** Pitt — DJ Turner 5-82; Jared Wayne 5-60; Jordan Addison 3-14; Taysir Mack 2-21; Tre Tipton 2-19.

Georgia Tech — Jalen Camp 5-97; Peje Harris 4-48; Malachi Carter 3-46; Dylan Deveney 2-23;

Adonias Sanders 2-7; Jamious Griffin 1-16; Jerry Howard Jr. 1-8; Jordan Mason 1-5.

**INTERCEPTIONS:** PITT — Pinnock; Hallett.

GT — O. Jackson.

**FUMBLE RECOVERIES:** PITT — Davis.

GT — None.

**FORCED FUMBLES:** PITT — Davis, Mack III.

GT — J. Thomas.

**TACKLES FOR LOSS:** PITT — Alexandre 2.0-5; Pine 1.5-4; Bright 1.0-5; Morgan 1.0-4; 0.5-1.

GT — Curry 2.0-2; Kennard 1.0-13; JaQ. Griffin 1.0-9; Domineck 1.0-2.

**SACKS:** Pitt — Bright 1.0-5; Morgan 1.0-4; Alexandre 1.0-2.

GT — Kennard 1.0-13; JaQ. Griffin 1.0-9.

**HONORS AND AWARDS**

**RAY GUY AWARD** NATION'S BEST PUNTER

- Sr. P Pressley Harvin III

**UNANIMOUS ALL-AMERICA**

- Sr. P Pressley Harvin III

**FRESHMAN ALL-AMERICA** THE ATHLETIC

- RS Jahmyr Gibbs (2nd)

**ALL-ACC**

- Sr. P Pressley Harvin III (1st)
- Sr. LB David Curry (#M)
- Fr. RB/RS Jahmyr Gibbs (#M)

**ALL-ACC ACADEMIC TEAM**

- Sr. WR Jalen Camp
- Gr. OL Ryan Johnson

**NATIONAL COACH OF THE WEEK** 247SPORTS

- Head coach Geoff Collins (Sept. 12 vs. Florida State)

**NATIONAL ASSISTANT**

**COACH OF THE WEEK** PICK SIX PREVIEWS

- Defensive coordinator Andrew Thacker (Sept. 12 vs. Florida State)

**DAVEY O'BRIEN AWARD**

**GREAT 8** TOP 8 QUARTERBACKS OF THE WEEK

- Fr. QB Jeff Sims (Sept. 12 at Florida State)

**MANNING AWARD**

**STAR OF THE WEEK** QUARTERBACK

- Fr. QB Jeff Sims (Sept. 12 at Florida State)

**RAY GUY AWARD**

**NATIONAL PUNTER OF THE WEEK**

- Sr. P Pressley Harvin III (Sept. 19 vs. UCF)
- Sr. P Pressley Harvin III (Oct. 24 at Boston College)

**RAY GUY AWARD**

**RAY'S 4** TOP FOUR PUNTERS OF THE WEEK

- Sr. P Pressley Harvin III (Sept. 12 at Florida State)
- Sr. P Pressley Harvin III (Sept. 19 vs. UCF)
- Sr. P Pressley Harvin III (Sept. 26 at Syracuse)
- Sr. P Pressley Harvin III (Oct. 17 vs. Clemson)
- Sr. P Pressley Harvin III (Oct. 24 at Boston College)

**ACC ROOKIE OF THE WEEK**

- Fr. QB Jeff Sims (Sept. 12 at Florida State)
- Fr. RB Jahmyr Gibbs (Sept. 19 vs. UCF)
- Fr. QB Jeff Sims (Oct. 9 vs. Louisville)
- Fr. QB Jeff Sims (Nov. 28 vs. Duke)

**ACC OFFENSIVE LINEMAN OF THE WEEK**

- R-Jr. OL Zach Quinney (Nov. 28 vs. Duke)

**ACC DEFENSIVE LINEMAN OF THE WEEK**

- R-So. DL Curtis Ryans (Sept. 12 at Florida State)
- R-So. DL Jordan Domineck (Nov. 28 vs. Duke)

**MAXWELL AWARD WATCH LIST**

- Jr. RB Jordan Mason

**DOAK WALKER AWARD WATCH LIST**

- Jr. RB Jordan Mason

**PAUL HORNING AWARD WATCH LIST**

- Jr. DB/RS Juanyeh Thomas

**MAYO CLINIC COMEBACK PLAYER OF THE YEAR AWARD WATCH LIST**

- Sr. WR Jalen Camp

**LOTT TROPHY WATCH LIST**

- Jr. DB Tre Swilling

**WUERRFEL TROPHY WATCH LIST**

- Sr. OL Jack DeFoor

**FRESHMAN ALL-AMERICA WATCH LIST**

- Fr. RB Jahmyr Gibbs

**PRESEASON FRESHMAN ALL-AMERICA**

- Fr. OL Jordan Williams

# RECORD BOOK



**RUSHING**

**ATTEMPTS**

**GAME**

44 – TaQuon Marshall vs. Tenn., 2017

**SEASON**

297 – Tashard Choice, 2006

**CAREER**

914 – Robert Lavette, 1981-84

**YARDS**

**GAME**

356 – Eddie Lee Ivery vs. Air Force, 1978

**SEASON**

1,562 – Eddie Lee Ivery, 1978

**CAREER**

4,066 – Robert Lavette, 1981-84

**TOUCHDOWNS**

**GAME**

5 – TaQuon Marshall vs. Tennessee, 2017

**SEASON**

20 – Tevin Washington, 2012

**CAREER**

45 – Robert Lavette, 1981-84

**YARDS PER ATTEMPT**

**GAME** [MIN. 25 ATTEMPTS]

13.7 – Eddie Lee Ivery vs. Air Force, 1978

**SEASON** [MIN. 100 ATTEMPTS]

7.2 – Dorsey Levens, 1993

**SEASON** [MIN. 50 ATTEMPTS]

10.1 – Orwin Smith, 2011

**CAREER** [MIN. 400 ATTEMPTS]

6.2 – Jonathan Dwyer, 2007-09

**CAREER** [MIN. 300 ATTEMPTS]

6.4 – Anthony Allen, 2009-10

**CAREER** [MIN. 200 ATTEMPTS]

7.6 – Roddy Jones, 2008-11

**RUSHING YARDS BY QUARTERBACK**

**GAME**

249 – TaQuon Marshall vs. Tennessee, 2017

**SEASON**

1,146 – TaQuon Marshall, 2017

**CAREER**

2,806 – Joshua Nesbitt, 2007-10

**LONGEST RUSH**

**GAME**

95 – Orwin Smith vs. Kansas, 2011

**PASSING**

**ATTEMPTS**

**GAME**

61 – Larry Good vs. Tennessee, 1968

**SEASON**

384 – George Godsey, 2001

**CAREER**

1,363 – Reggie Ball, 2003-06

**COMPLETIONS**

**GAME**

39 – George Godsey vs. Virginia, 2001

**SEASON**

249 – George Godsey, 2001

**CAREER**

662 – Reggie Ball, 2003-06

**MOST COMPLETIONS WITHOUT INT**

**GAME**

35 – George Godsey vs. Clemson, 2000

**CONSECUTIVE COMPLETIONS**

**SEASON**

18 – Joe Hamilton, 1999 [Florida State (15), The Citadel (3)]

**YARDS**

**GAME**

486 – George Godsey vs. Virginia, 2001

**SEASON**

3,085 – George Godsey, 2001

**CAREER**

8,882 – Joe Hamilton, 1996-99

**TOUCHDOWNS**

**GAME**

5 – Eddie McAshan vs. Rice, 1972; Joe Hamilton vs. Clemson, 1999

**SEASON**

29 – Joe Hamilton, 1999

**CAREER**

65 – Joe Hamilton, 1996-99

**INTERCEPTIONS**

**GAME**

5 – Jerry Priestley vs. Tennessee, 1964; Eddie McAshan vs. Rice, 1972

**SEASON**

21 – Eddie McAshan, 1970

**CAREER**

55 – Reggie Ball, 2003-06

**YARDS PER GAME**

**SEASON**

278.2 – Joe Hamilton, 1999

**CAREER**

206.6 – Joe Hamilton, 1996-99

**YARDS PER COMPLETION**

**SEASON** [MIN. 100 COMPLETIONS]

15.1 – Joe Hamilton, 1999

**SEASON** [MIN. 75 COMPLETIONS]

22.7 – Joshua Nesbitt, 2009

**CAREER** [MIN. 200 COMPLETIONS]

18.4 – Justin Thomas, 2013-16

**CAREER** [MIN. 100 COMPLETIONS]

18.9 – Joshua Nesbitt, 2007-10; Tevin Washington, 2009-12

**YARDS PER ATTEMPT**

**SEASON** [MIN. 100 ATTEMPTS]

11.01 – Tevin Washington, 2011

**CAREER** [MIN. 500 ATTEMPTS]

8.94 – Justin Thomas, 2013-16

**CAREER** [MIN. 300 ATTEMPTS]

9.60 – Tevin Washington, 2009-12

**COMPLETION PERCENTAGE**

**GAME**

.880 – Joe Hamilton vs. Florida State, 1999 (.22-25)

**SEASON** [MIN. 75 ATTEMPTS]

.666 – Joe Hamilton, 1999

**CAREER** [MIN. 150 ATTEMPTS]

.633 – George Godsey, 1998-01

**PASS EFFICIENCY RATING**

**GAME** [MIN. 15 ATTEMPTS]

309.8 – George Godsey vs. Navy, 2001

**GAME** [MIN. 10 ATTEMPTS]

312.8 – Tevin Washington vs. W. Carolina, 2011

**SEASON**

175.0 – Joe Hamilton, 1999

**CAREER**

148.2 – Joe Hamilton, 1996-99

**LONGEST PASS**

**GAME**

96 – Joe Hamilton (to Charlie Rogers) vs. UCF, 1996

**RECEIVING**

**RECEPTIONS**

**GAME**

14 – John Sias vs. Navy, 1968; Steve Harkey vs. South Carolina, 1970; Robert Lavette vs. Notre Dame, 1981; Kelly Campbell vs. Clemson, 2000

**SEASON**

78 – Jonathan Smith, 2003

**CAREER**

195 – Kelly Campbell, 1998-2001

**YARDS**

**GAME**

243 – Dez White vs. Virginia, 1998

**SEASON**

1,202 – Calvin Johnson, 2006

**CAREER**

2,927 – Calvin Johnson, 2004-06

**TOUCHDOWNS**

**GAME**

4 – Buck Martin vs. Auburn, 1951

**SEASON**

15 – Calvin Johnson, 2006

**CAREER**

28 – Calvin Johnson, 2004-06



**YARDS PER RECEPTION****SEASON** [MIN. 25 RECEPTIONS]

29.3 – Stephen Hill, 2011

**CAREER** [MIN. 50 RECEPTIONS]

20.4 – Dez White, 1997-99

**LONGEST RECEPTION****GAME**

96 – Charlie Rogers (from Joe Hamilton) vs. UCF, 1996

**TOTAL OFFENSE****MOST PLAYS****GAME**

68 – Larry Good vs. Tennessee, 1968

**SEASON**

489 – Reggie Ball, 2003

**CAREER**

1,858 – Reggie Ball, 2003-06

**YARDS****GAME**

477 – George Godsey vs. Virginia, 2001

**SEASON**

3,794 – Joe Hamilton, 1999

**CAREER**

10,640 – Joe Hamilton, 1996-99

**YARDS PER GAME****SEASON**

344.9 – Joe Hamilton, 1999

**CAREER**

247.4 – Joe Hamilton, 1996-99

**YARDS PER PLAY****SEASON**

8.27 – Joe Hamilton, 1999

**CAREER**

6.99 – Joe Hamilton, 1996-99

**TOUCHDOWN RESPONSIBILITY****GAME**5 – Eddie McAshan vs. Rice, 1972;  
Joe Hamilton vs. Florida State, 1999;  
Joe Hamilton vs. Clemson, 1999;  
Vad Lee vs. Duke, 2013;  
Justin Thomas vs. Georgia Southern, 2014;  
TaQuon Marshall vs. Tennessee, 2017**SEASON**

35 – Joe Hamilton, 1999

**CAREER**

83 – Joe Hamilton, 1996-99

**ALL-PURPOSE YARDS****GAME**

367 – Eddie Lee Ivery vs. Air Force, 1978

**SEASON**

1,879 – Eddie Lee Ivery, 1978

**CAREER**

5,393 – Robert Lavette, 1981-84

**SCORING****POINTS SCORED****GAME**

30 – TaQuon Marshall vs. Tennessee, 2017

**SEASON**

120 – Tevin Washington, 2012

**CAREER**

337 – Harrison Butker, 2013-16

**TOUCHDOWNS****GAME**

5 – TaQuon Marshall vs. Tennessee, 2017

**SEASON**

20 – Tevin Washington, 2012

**CAREER**

46 – Robert Lavette, 1981-84

**DEFENSIVE TOUCHDOWNS****GAME**

2 – Rick Lewis vs. Tulane, 1970

**SEASON**

3 – Jeff Ford, 1969; Jerrard Tarrant, 2009

**CAREER**

4 – Jeff Ford, 1969-71

**TWO-POINT CONVERSIONS****GAME**2 – Joel Stevenson vs. Duke, 1968;  
Kerry Watkins vs. Wake Forest, 1999**SEASON**2 – Joel Stevenson, 1968;  
Kenny Bounds, 1968;  
Joe Hamilton, 1998;  
Kerry Watkins, 1999**CAREER**

3 – Kerry Watkins, 1999-02

**KICKING****POINTS BY KICKING****GAME**

17 – Ron Rice vs. Citadel, 1982

**SEASON**

106 – Travis Bell, 2007

**CAREER**

337 – Harrison Butker, 2013-16

**PATs ATTEMPTED****GAME**

10 – Luke Manget vs. Navy, 2001

**SEASON**

66 – Harrison Butker, 2014

**CAREER**

210 – Luke Manget, 1999-2002

**PATs MADE****GAME**

10 – Luke Manget vs. Navy, 2001

**SEASON**

65 – Harrison Butker, 2014

**CAREER**

208 – Harrison Butker, 2013-16

**CONSECUTIVE PATs MADE****SEASON**

56 – Justin Moore, 2011

**CAREER**

160 – Luke Manget, 1999-2002

**PAT PERCENTAGE****SEASON**1.000 – multiple times, most recently by:  
Wesley Wells [39-of-39], 2018**CAREER**

1.000 – Luke Manget, 1999-2002 [160-of-160];

Travis Bell, 2004-07 [138-of-138]

**FIELD GOALS ATTEMPTED****GAME**

7 – Luke Manget vs. NC State, 2001

**SEASON**

28 – Luke Manget, 2001; Travis Bell, 2007

**CAREER**

88 – Scott Sisson, 1989-92

**FIELD GOALS MADE****GAME**

5 – Ron Rice vs. The Citadel, 1982

**SEASON**

23 – Travis Bell, 2007

**CAREER**

61 – Travis Bell, 2004-07

**FIELD GOALS PERCENTAGE****SEASON**

1.000 – Wesley Wells, 2018 (9-9)

**CAREER**

.743 – Scott Blair, 2007-10 (41-56)

**LONGEST FIELD GOAL MADE****GAME**

55 – E.O. Wheeler vs. VMI, 1973; Ron Rice vs. The Citadel, 1982; David Bell vs. Georgia, 1986

**LONGEST FIELD GOAL ATTEMPTED****GAME**

64 – Ron Rice vs. Auburn, 1982

**PUNTING****MOST PUNTS****GAME**

13 – Pressley Harvin III vs. Georgia, 2019

**HISTORIC**

21 – Hawk Cavette vs. Florida, 1938

**SEASON**

88 – Jeff Pierce, 1980

**CAREER**

252 – Jeff Pierce, 1978-81

**YARDS**
**GAME**

587 – Pressley Harvin III vs. Georgia, 2019

**SEASON**

3,609 – Jeff Pierce, 1980

**CAREER**

10,271 – Jeff Pierce, 1978-81

**YARDS PER PUNT**
**GAME [MIN. 3 PUNTS]**

60.0 – Durant Brooks vs. North Carolina, 2007

**GAME [MIN. 2 PUNTS]**

65.5 – Michael Kelley vs. Alabama, 1979

**SEASON [MIN. 35 PUNTS]**

48.0 – Pressley Harvin III, 2020

**CAREER [MIN. 75 PUNTS]**

45.31 – Durant Brooks, 2006-07

**LONGEST PUNT**
**GAME**

80 – Michael Kelley vs. Alabama, 1979

**HISTORIC**

85 – Buck Flowers vs. Davidson, 1920

**RETURNS**
**KICKOFF RETURNS**
**GAME**

7 – five times

**SEASON**

37 – Orwin Smith, 2009

**CAREER**

94 – Drew Hill, 1975-78

**KICKOFF RETURN YARDS**
**GAME**

230 – Jamal Golden vs. North Carolina, 2012 (7 ret)

**SEASON**

888 – Orwin Smith, 2009

**CAREER**

2,357 – Drew Hill, 1975-78

**KICKOFF RETURN TOUCHDOWNS**
**GAME**

 1 – 16 times, most recently:  
Lamont Simmons at Miami (Fla.), 2017

**SEASON**

 2 – Drew Hill, 1978; Jamal Golden, 2012;  
Juanyeh Thomas, 2018

**CAREER**

 2 – Drew Hill, 1975-78;  
Gary Lee, 1983-86;  
Dez White, 1997-99;  
Jamal Golden, 2011-15;  
Juanyeh Thomas, 2018-pres.

**YARDS PER KICKOFF RETURN**
**GAME [MIN. 2 RETURNS]**

58.5 – Drew Hill vs. Georgia, 1978

**SEASON [MIN. 10 RETURNS]**

30.0 – Drew Hill, 1978

**CAREER [MIN. 15 RETURNS]**

25.4 – Drew Hill, 1975-78

**LONGEST KICKOFF RETURN**
**GAME**

 100 – Drew Hill vs. Georgia, 1978;  
Dez White vs. Maryland, 1998;  
Jamal Golden vs. North Carolina, 2012;  
Juanyeh Thomas vs. Georgia, 2018

**HISTORIC**

102 – Dewey Scarboro vs. Georgetown, 1919

**PUNT RETURNS**
**GAME**

9 – Kelley Rhino vs. The Citadel, 2001

**SEASON**

 48 – Willie Clay, 1991;  
Kelley Rhino, 2001

**CAREER**

112 – Kelley Rhino, 1999-2002

**PUNT RETURN YARDS**
**GAME**

149 – Gerry Bussell vs. Auburn, 1962

**SEASON**

515 – Kelley Rhino, 2001

**CAREER**

1,135 – Kelley Rhino, 1999-2002

**PUNT RETURN TOUCHDOWNS**
**GAME**

 1 – several times, most recently:  
Jerrard Tarrant vs. Clemson, 2009

**SEASON**

 2 – Jimmy Brown, 1966;  
Charlie Rogers, 1998;  
Jonathan Smith, 2003;  
Jerrard Tarrant, 2009

**CAREER**

3 – Jimmy Brown, 1965-67

**YARDS PER PUNT RETURN**
**GAME [MIN. 2 RETURNS]**

68.0 – Randy Rhino vs. South Carolina, 1972

**SEASON [MIN. 10 RETURNS]**

22.6 – Jimmy Brown, 1965

**CAREER [MIN. 25 RETURNS]**

15.2 – Charlie Rogers, 1995-99

**LONGEST PUNT RETURN**
**GAME**

95 – Randy Rhino vs. South Carolina, 1972

**DEFENSE**
**INTERCEPTIONS**
**GAME**

 3 – Bobby Moorhead vs. Auburn, 1952;  
Bubba Hoats vs. Georgia, 1969;  
Randy Rhino vs. Rice, 1972;  
Ken Swilling vs. Boston College, 1989;  
Brian Wilkins vs. Florida State, 1996

**HISTORIC**

3 – Howard Ector vs. Vanderbilt, 1937

**SEASON**

9 – Jeff Ford, 1969; Willie Clay, 1991

**CAREER**

16 – Willie Clay, 1988-91

**INTERCEPTION RETURN YARDS**
**GAME**

100 – Jeff Ford vs. Notre Dame, 1969

**SEASON**

257 – Jeff Ford, 1969

**CAREER**

320 – Jeff Ford, 1969-71

**INTERCEPTION RETURNS FOR TD**
**SEASON**

3 – Jeff Ford, 1969 (TIED NCAA RECORD)

**CAREER**

4 – Jeff Ford, 1969-71

**TACKLES**
**GAME**

By Linebacker: 28 – Eric Wilcox vs. Georgia, 1967

By Down Lineman: 20 – John Battle vs. Duke, 1964

By Defensive Back: 19 – Danny Rhino vs. Virginia, 1974;

Cleve Pounds vs. Auburn, 1984;

Cleve Pounds vs. NC State, 1984;

Ken Swilling vs. Virginia, 1989

**SEASON**

By Linebacker: 188 – Joe Harris, 1974

By Down Lineman: 112 – John Battle, 1965

By Defensive Back: 114 – Cleve Pounds, 1984

**CAREER**

By Linebacker: 467 – Keith Brooking, 1994-97

By Down Lineman: 271 – Franklin Brooks, 1952-55

By Defensive Back: 283 – Isaiah Johnson, 2010-14

**TACKLES FOR LOSS**
**GAME**

7 – Pat Swilling vs. NC State, 1985

**SEASON**

24 – Eric Henderson, 2003

**CAREER**

59.5 – Eric Henderson, 2002-05

**SACKS**
**GAME**

7 – Pat Swilling vs. NC State, 1985

**SEASON**

15 – Pat Swilling, 1985

**CAREER**

31.5 – Jeremiah Attaochu, 2010-13

**FUMBLES FORCED**
**GAME**

 2 – 11 times, most recently:  
Curtis Ryans at Florida State, 2020

**FUMBLES RECOVERED**
**GAME**

 2 – 18 times, most recently:  
Charlie Thomas at Louisville,  
Oct. 5, 2018

## RUSHING



Robert Lavette

## RUSHING YARDS

## CAREER

PLAYER	YEARS	YDS
1. Robert Lavette	1981-84	4,066
2. Jerry Mays	1985-89	3,699
3. Eddie Lee Ivery	1975-78	3,517
4. Tashard Choice	2005-07	3,365
5. P.J. Daniels	2002-05	3,346
6. Jonathan Dwyer	2007-09	3,226
7. Joshua Nesbitt	2007-10	2,806
8. Joe Burns	1998-01	2,634
9. Justin Thomas	2013-16	2,412
10. C.J. Williams	1994-96	2,365
11. David Sims	1974-76	2,274
12. David Sims	2010-13	2,252
13. Tevin Washington	2009-12	2,225
14. TaQuon Marshall	2015-18	2,189
15. Zach Laskey	2011-14	2,033
16. William Bell	1989-93	2,026
17. Anthony Allen	2009-10	1,934
<b>18. Jordan Mason</b>	<b>2018-pres.</b>	<b>1,910</b>
19. Roddy Jones	2008-11	1,846
20. Orwin Smith	2009-12	1,839
21. Leon Hardeman	1951-53	1,794
22. Ronny Cone	1979-83	1,777
23. Joe Hamilton	1996-99	1,758
24. Lenny Snow	1965-67	1,743
25. Bill Teas	1951-54	1,689
26. Jimmy Lincoln	1991-94	1,601
27. Cory Collier	1983-86	1,590
28. Malcolm King	1984-87	1,576
29. Bobby North	1947-50	1,505
30. Reggie Ball	2003-06	1,451
31. Brent Cunningham	1969-71	1,446
32. Charles Wiley	1995-98	1,431
33. Greg Horne	1971-73	1,425
34. Synjyn Days	2011-14	1,396
35. Glenn Turner	1951-53	1,329
36. Sean Gregory	1998-01	1,290
37. Charlie Rogers	1995-98	1,287
38. Clinton Lynch	2014-18	1,287
39. Phillip Rogers	1995-99	1,264
40. Rodney Lee	1977-79	1,250
41. Robert Godhigh	2010-13	1,191
42. KirVonte Benson	2016-18	1,169
43. Adrian Rucker	1974-77	1,162

Bucky Shamburger	1975-78	1,162
<b>45. Tobias Oliver</b>	<b>2018-pres.</b>	<b>1,155</b>
46. Michael Smith	1991-94	1,083
47. Vad Lee	2012-13	1,057
48. Dorsey Levens	1992-93	1,036
49. Embry Peoples	2008-11	1,035
50. Pat Moriarty	1973-77	1,007

## SEASON

PLAYER	YEAR	YDS
1. Eddie Lee Ivery	1978	1,562
2. Tashard Choice	2006	1,473
3. P.J. Daniels	2003	1,447
4. Jonathan Dwyer	2008	1,395
Jonathan Dwyer	2009	1,395
6. Tashard Choice	2007	1,379
7. Jerry Mays	1989	1,349
8. Anthony Allen	2010	1,316
9. Robert Lavette	1982	1,208
10. Robert Lavette	1984	1,189
11. Joe Burns	2001	1,165
12. TaQuon Marshall	2017	1,146
13. C.J. Williams	1995	1,138
14. Justin Thomas	2014	1,086
15. KirVonte Benson	2017	1,053
16. Joshua Nesbitt	2009	1,037
17. Tevin Washington	2011	987

## ATTEMPTS

## CAREER

PLAYER	YEARS	ATT
1. Robert Lavette	1981-84	914
2. P.J. Daniels	2002-05	707
3. Jerry Mays	1985-89	695
4. Tashard Choice	2005-07	675
5. Joshua Nesbitt	2005-07	653
6. Joe Burns	1998-2001	614
7. Eddie Lee Ivery	1975-78	609
8. Tevin Washington	2009-12	542
9. C.J. Williams	1994-96	539
10. Jonathan Dwyer	2007-09	517
11. Justin Thomas	2013-16	505
12. Joe Hamilton	1996-99	501
13. Reggie Ball	2003-06	495
14. TaQuon Marshall	2015-18	475
15. Lenny Snow	1965-67	445

16. David Sims	2010-13	438
17. William Bell	1989-93	418
18. Shawn Jones	1989-92	392
19. Zach Laskey	2011-14	388
20. Ronny Cone	1979-83	381

## SEASON

PLAYER	YEAR	ATT
1. Tashard Choice	2006	297
2. P.J. Daniels	2003	283
3. Joe Burns	2001	282
4. Robert Lavette	1982	280
5. Joshua Nesbitt	2009	279
6. Eddie Lee Ivery	1978	267
7. Tashard Choice	2007	261
8. Robert Lavette	1984	260
9. Jerry Mays	1989	249
10. TaQuon Marshall	2017	247

## YARDS PER ATTEMPT (MIN. 200 ATTEMPTS)

## CAREER

PLAYER	YEARS	AVG
1. Roddy Jones	2008-11	7.59
2. Anthony Allen	2009-10	6.36
3. Jonathan Dwyer	2007-09	6.24
4. David Sims	1974-76	6.00
5. Charlie Rogers	1995-98	5.85
6. Eddie Lee Ivery	1975-78	5.78
7. Bill Teas	1951-54	5.74
8. Synjyn Days	2011-14	5.47
9. Leon Hardeman	1951-53	5.32
Jerry Mays	1985-89	5.32

## YARDS PER GAME (MIN. 200 ATTEMPTS)

## SEASON

PLAYER	YEAR	AVG
1. Eddie Lee Ivery	1978	142.0
2. Jerry Mays	1989	122.6
3. Tashard Choice	2007	114.9
4. P.J. Daniels	2003	111.3
5. Robert Lavette	1982	109.8
6. Robert Lavette	1984	108.1
7. Jonathan Dwyer	2008	107.3
8. Tashard Choice	2006	105.2
9. TaQuon Marshall	2017	104.2
10. C.J. Williams	1995	103.5

## TOUCHDOWNS

## CAREER

PLAYER	YEARS	TD
1. Robert Lavette	1981-84	45
2. Tevin Washington	2009-12	38
3. Joshua Nesbitt	1981-84	35
Jonathan Dwyer	2007-09	35
5. Joe Burns	1998-01	31
6. TaQuon Marshall	2015-18	29
7. Tashard Choice	2005-07	28
8. P.J. Daniels	2002-05	23
David Sims	2010-13	23
10. Leon Hardeman	1951-53	22
Eddie Lee Ivery	1975-78	22
Justin Thomas	2013-16	22
13. David Sims	1974-76	21
14. C.J. Williams	1994-96	20
Orwin Smith	2009-12	20

**SEASON**

PLAYER	YEAR	TD
1. Tevin Washington	2012	20
2. Robert Lavette	1982	19
3. Joshua Nesbitt	2009	18
4. TaQuon Marshall	2017	17
5. Robert Lavette	1984	14
Joe Burns	2001	14
Jonathan Dwyer	2009	14
Tevin Washington	2011	14
9. Sean Gregory	1999	13
10. Lenny Snow	1966	12
C.J. Williams	1995	12
Joe Burns	2000	12
Tashard Choice	2006	12
Jonathan Dwyer	2008	12
Dedrick Mills	2016	12

**100-YARD GAMES**
**CAREER**

PLAYER	YEARS	G
1. Robert Lavette	1981-84	18
Tashard Choice	2005-07	18
3. Jonathan Dwyer	2007-09	17
4. P.J. Daniels	2002-05	16
5. Jerry Mays	1985-89	15
6. Eddie Lee Ivery	1975-78	14
7. Joe Burns	1998-01	11
8. C.J. Williams	1994-96	10
TaQuon Marshall	2015-18	10
10. David Sims	1974-76	8
Joshua Nesbitt	2007-10	8
Anthony Allen	2009-10	8

**SEASON**

PLAYER	YEAR	G
1. Tashard Choice	2006	9
Jonathan Dwyer	2008	9
3. Eddie Lee Ivery	1978	8
Tashard Choice	2007	8
5. Robert Lavette	1982	7
Jerry Mays	1989	7
Jonathan Dwyer	2009	7
8. Robert Lavette	1984	6
C.J. Williams	1995	6
Joe Burns	2001	6
P.J. Daniels	2003	6
P.J. Daniels	2005	6
Anthony Allen	2010	6
TaQuon Marshall	2017	6

**CONSECUTIVE 100-YARD GAMES**
**CAREER**

PLAYER	YEARS	G
1. Tashard Choice	2006-07	9
2. Eddie Lee Ivery	1978	7
3. Tony Hollings	2002	4
P.J. Daniels	2004-05	4
Jonathan Dwyer	2008	4
Jonathan Dwyer	2009	4

**200-YARD GAMES**
**CAREER**

PLAYER	YEARS	G
1. Jerry Mays	1985-89	2
P.J. Daniels	2002-05	2
3. Brent Cunningham	1969-71	1
Eddie Lee Ivery	1975-78	1
Robert Lavette	1981-84	1
Jimmy Lincoln	1991-94	1
C.J. Williams	1994-96	1
Tashard Choice	2005-07	1
Roddy Jones	2008-11	1
TaQuon Marshall	2015-18	1

**RUSHING YARDS BY QUARTERBACK**
**CAREER**

PLAYER	YEARS	YDS
1. Josh Nesbitt	2007-10	2,806
2. Justin Thomas	2013-16	2,412
3. Tevin Washington	2009-12	2,225
4. TaQuon Marshall	2015-18	2,131
5. Joe Hamilton	1996-99	1,758
6. Reggie Ball	2003-06	1,451
<b>7. Tobias Oliver</b>	<b>2018-pres.</b>	<b>1,136</b>
8. Vad Lee	2012-13	1,057
9. Danny Myers	1973-75	921
10. Shawn Jones	1989-92	855

**SEASON**

PLAYER	YEAR	YDS
1. TaQuon Marshall	2017	1,146
2. Justin Thomas	2014	1,086
3. Joshua Nesbitt	2009	1,037
4. Tevin Washington	2011	987
5. TaQuon Marshall	2018	971
6. Joshua Nesbitt	2010	737
7. Joe Hamilton	1999	734
8. Joshua Nesbitt	2008	693
9. Tevin Washington	2012	684
10. Justin Thomas	2016	604

**RUSHING TOUCHDOWNS BY**
**QUARTERBACK**
**CAREER**

PLAYER	YEARS	TD
1. Tevin Washington	2009-12	38
2. Joshua Nesbitt	2007-10	35
3. TaQuon Marshall	2015-18	29
4. Justin Thomas	2013-16	22
5. Shawn Jones	1989-92	19
6. Joe Hamilton	1996-99	18
7. Vad Lee	2012-13	17
8. Billy Lothridge	1961-63	15
9. Danny Myers	1973-75	14
<b>10. Tobias Oliver</b>	<b>2018-pres.</b>	<b>13</b>

**SEASON**

PLAYER	YEAR	TD
1. Tevin Washington	2012	20
2. Josh Nesbitt	2009	18
3. TaQuon Marshall	2017	17
4. Tevin Washington	2011	14
<b>5. Tobias Oliver</b>	<b>2018</b>	<b>11</b>
6. Josh Nesbitt	2009	10
7. Billy Lothridge	1962	9
Vad Lee	2012	9
9. Vad Lee	2013	8
Justin Thomas	2014	8

**YEAR-BY-YEAR LEADERS**
**RUSHING YARDS**

YEAR	PLAYER	YDS
1950	Bobby North	663
1951	Leon Hardeman	647
1952	Bill Teas	825
1953	Bill Teas	610
1954	Jimmy Thompson	442
1955	George Volkert	583
1956	Ken Owen	497
1957	Lester Simerville	275
1958	Floyd Faucette	473

**TOP SINGLE-GAME RUSHING DUO**

YARDS	DUO	OPPONENT	DATE
429	Eddie Lee Ivery (356) / Darish Davis (73)	vs. Air Force	Nov. 11, 1978

**TOP SINGLE-SEASON RUSHING DUOS**


DUO	YEAR	YARDS
1. Jonathan Dwyer (1,395) / Joshua Nesbitt (1,037)	2009	2,432
2. TaQuon Marshall (1,146) / KirVonte Benson (1,053)	2017	2,199
3. Jonathan Dwyer (1,395) / Joshua Nesbitt (693)	2008	2,088
4. Anthony Allen (1,316) / Joshua Nesbitt (737)	2010	2,053
5. Justin Thomas (1,086) / Synjyn Days (924)	2014	2,010

**TOP SINGLE-SEASON RUSHING TRIOS**

TRIO	YEAR	YARDS
1. J. Dwyer (1,395) / J. Nesbitt (1,037) / A. Allen (618)	2009	3,050
2. Justin Thomas (1,086) / Synjyn Days (924) / Zach Laskey (851)	2014	2,861
3. Jonathan Dwyer (1,395) / Josh Nesbitt (693) / Roddy Jones (690)	2008	2,778
4. Anthony Allen (1,316) / Josh Nesbitt (737) / Orwin Smith (516)	2010	2,569
5. TaQuon Marshall (971) / Tobias Oliver (876) / Jordan Mason (659)	2018	2,506
6. TaQuon Marshall (1,146) / KirVonte Benson (1,053) / Nathan Cottrell (271)	2017	2,470
7. Tevin Washington (987) / David Sims (698) / Orwin Smith (615)	2011	2,329
8. Bill Teas (788) / Windle Hardeman (776) / Glenn Turner (672)	1952	2,236
9. T. Choice (1,379) / J. Dwyer (436) / J. Nesbitt (339)	2007	2,154
10. David Sims (884) / Robert Godhigh (744) / Vad Lee (513)	2013	2,141



1959	Floyd Faucette	330
1960	Chick Graning	315
1961	Mike McNames	350
1962	Billy Lothridge	478
1963	Ray Mendheim	427
1964	Johnny Gresham	437
1965	Lenny Snow	597
1966	Lenny Snow	761
1967	Lenny Snow	385
1968	Kenny Bounds	188
1969	Brent Cunningham	459
1970	Brent Cunningham	740
1971	Greg Horne	500
1972	Greg Horne	558
1973	Cleo Johnson	451
1974	David Sims	881
1975	David Sims	590
1976	David Sims	803
1977	Eddie Lee Ivery	900
1978	Eddie Lee Ivery	1,562
1979	Ronny Cone	617
1980	David Allen	466
1981	Robert Lavette	866
1982	Robert Lavette	1,208
1983	Robert Lavette	803
1984	Robert Lavette	1,189
1985	Cory Collier	606
1986	Jerry Mays	842
1987	Malcolm King	383
1988	Jerry Mays	942
1989	Jerry Mays	1,349
1990	William Bell	891
1991	Jimmy Lincoln	913
1992	Michael Smith	336
1993	Dorsey Levens	823
1994	C.J. Williams	564
1995	C.J. Williams	1,138
1996	C.J. Williams	663
1997	Charles Wiley	567
1998	Joe Burns	474
1999	Sean Gregory	837
2000	Joe Burns	908
2001	Joe Burns	1,165
2002	Tony Hollings	633
2003	P.J. Daniels	1,447
2004	P.J. Daniels	714
2005	P.J. Daniels	930
2006	Tashard Choice	1,473
2007	Tashard Choice	1,379
2008	Jonathan Dwyer	1,395
2009	Jonathan Dwyer	1,395
2010	Anthony Allen	1,316
2011	Tevin Washington	986
2012	Zach Laskey	697
2013	David Sims	884
2014	Justin Thomas	1,086
2015	Marcus Marshall	654
2016	Dedrick Mills	771
2017	TaQuon Marshall	1,146
2018	TaQuon Marshall	971
<b>2019</b>	<b>Jordan Mason</b>	<b>899</b>
<b>2020</b>	<b>Jeff Sims</b>	<b>492</b>



*Joe Hamilton*

**PASSING YARDS CAREER**

PLAYER	YEARS	YDS
1. Joe Hamilton	1996-99	8,882
2. Shawn Jones	1989-92	8,441
3. Reggie Ball	2003-06	8,128
4. George Godsey	1998-01	6,137
5. Mike Kelley	1978-81	5,249
6. Justin Thomas	2013-16	4,754
7. John Dewberry	1983-85	4,193
8. Eddie McAshan	1970-72	4,080
9. Tevin Washington	2009-12	3,312
10. Josh Nesbitt	2007-10	3,276
11. Donnie Davis	1992-95	3,261
12. Taylor Bennett	2005-07	2,804
13. Kim King	1965-67	2,763
14. A.J. Suggs	2002-03	2,422
15. Billy Lothridge	1961-63	2,394
16. Rick Strom	1983-87	2,199
17. Vad Lee	2012-13	2,157
18. Jim Bob Taylor	1981-82	2,136
19. Tommy Luginbill	1994	2,128
20. Larry Good	1966-68	2,052

**SEASON**

PLAYER	YEAR	YDS
1. George Godsey	2001	3,085
2. Joe Hamilton	1999	3,060
3. George Godsey	2000	2,906
4. Shawn Jones	1992	2,397
5. Joe Hamilton	1997	2,314
6. Shawn Jones	1991	2,288
7. A.J. Suggs	2002	2,242
8. Joe Hamilton	1998	2,166
9. Reggie Ball	2005	2,165
10. Reggie Ball	2004	2,147
11. Taylor Bennett	2007	2,136
12. Tommy Luginbill	1994	2,128
13. Mike Kelley	1979	2,051
14. Shawn Jones	1990	2,008
15. Reggie Ball	2003	1,996
16. Jeff Sims	2020	1,881
17. John Dewberry	1984	1,846
18. Jim Bob Taylor	1982	1,839
19. Reggie Ball	2006	1,820
20. Eddie McAshan	1972	1,756

**COMPLETIONS CAREER**

PLAYER	YEARS	CMP
1. Reggie Ball	2003-06	662
2. Shawn Jones	1989-92	652
3. Joe Hamilton	1996-99	629
4. George Godsey	1998-01	484
5. Mike Kelley	1978-81	391
6. Eddie McAshan	1970-72	360
7. John Dewberry	1983-85	310
8. Donnie Davis	1992-95	270
9. Justin Thomas	2013-16	259
10. Kim King	1965-67	243

**SEASON**

PLAYER	YEAR	CMP
1. George Godsey	2001	249
2. George Godsey	2000	222
3. A.J. Suggs	2002	208
4. Joe Hamilton	1999	203
5. Shawn Jones	1992	190
6. Tommy Luginbill	1994	182
Reggie Ball	2005	182
8. Reggie Ball	2003	181
9. Shawn Jones	1991	178
10. Joe Hamilton	1997	173

**ATTEMPTS CAREER**

PLAYER	YEARS	ATT
1. Reggie Ball	2003-06	1,363
2. Shawn Jones	1989-92	1,217
3. Joe Hamilton	1996-99	1,020
4. Mike Kelley	1978-81	785
5. George Godsey	1998-01	765
6. Eddie McAshan	1970-72	698
7. John Dewberry	1983-85	533
8. Justin Thomas	2013-16	532
9. Donnie Davis	1992-95	478
10. Kim King	1965-67	460



**SEASON**

PLAYER	YEAR	ATT
1. George Godsey	2001	384
2. Reggie Ball	2005	379
3. A.J. Suggs	2002	363
4. Shawn Jones	1992	362
5. Reggie Ball	2003	350
6. George Godsey	2000	349
7. Shawn Jones	1991	339
8. Reggie Ball	2004	330
9. Tommy Luginbill	1994	327
Taylor Bennett	2007	327

**SEASON**

PLAYER	YEAR	TD
1. Joe Hamilton	1999	29
2. George Godsey	2000	23
3. Reggie Ball	2006	20
4. George Godsey	2001	18
Justin Thomas	2014	18
6. Joe Hamilton	1998	17
7. Eddie McAshan	1972	16
Reggie Ball	2004	16
9. Frank Broyles	1944	15
Shawn Jones	1992	15

1972	Eddie McAshan	1,756
1973	Jim Stevens	1,481
1974	Rudy Allen	357
1975	Danny Myers	272
2016	Gary Lanier	290
1977	Gary Lanier	182
1978	Mike Kelley	1,479
1979	Mike Kelley	2,051
1980	Mike Kelley	832
1981	Mike Kelley	887
1982	Jim Bob Taylor	1,839
1983	John Dewberry	790
1984	John Dewberry	1,846
1985	John Dewberry	1,557

**COMPLETION PERCENTAGE**

**CAREER [MINIMUM 100 COMPLETIONS]**

PLAYER	YEARS	PCT
1. George Godsey	1998-01	.633
2. Joe Hamilton	1996-99	.617
3. John Dewberry	1983-85	.582
4. A.J. Suggs	2002-03	.576
5. Donnie Davis	1992-95	.564
6. Tommy Luginbill	1994	.557
7. Jim Bob Taylor	1981-82	.551
8. Jim Stevens	1972-73	.550
9. Jimmy Southard	1947-49	.547
10. Darrell Crawford	1949-51	.536
Shawn Jones	1989-92	.536

**PASSING EFFICIENCY**

**CAREER [MINIMUM 100 ATTEMPTS]**

PLAYER	YEARS	EFF
1. Joe Hamilton	1996-99	148.2
2. George Godsey	1998-01	143.6
3. Tevin Washington	2009-12	142.8
4. Justin Thomas	2013-16	141.8
5. Toppo Vann	1953-56	134.6
6. Vad Lee	2012-13	132.9
7. Jimmy Southard	1947-49	129.2
8. Shawn Jones	1989-92	125.6
9. John Dewberry	1983-85	125.5
10. TaQuon Marshall	2015-18	122.9

1986	Rick Strom	1,011
1987	Darrell Gast	1,104
1988	Todd Rampley	1,579
1989	Shawn Jones	1,748
1990	Shawn Jones	2,008
1991	Shawn Jones	2,288
1992	Shawn Jones	2,397
1993	Donnie Davis	1,739
1994	Tommy Luginbill	2,128
1995	Donnie Davis	1,462
1996	Joe Hamilton	1,342
1997	Joe Hamilton	2,314
1998	Joe Hamilton	2,166
1999	Joe Hamilton	3,060

**SEASON [MINIMUM 50 COMPLETIONS]**

PLAYER	YEAR	PCT
1. Joe Hamilton	1999	.666
2. George Godsey	2001	.648
3. Joe Hamilton	1997	.646
4. George Godsey	2000	.636
5. John Dewberry	1984	.612
6. Pepper Rodgers	1953	.600
7. Kim King	1965	.586
8. Jim Bob Taylor	1982	.582
9. Shawn Jones	1990	.580
10. Donnie Davis	1993	.578

**SEASON [MINIMUM 50 ATTEMPTS]**

PLAYER	YEAR	EFF
1. Joe Hamilton	1999	175.0
2. Justin Thomas	2016	157.0
3. Tevin Washington	2011	155.4
4. Justin Thomas	2014	153.9
5. George Godsey	2000	151.9
6. Vad Lee	2012	150.5
7. Joshua Nesbitt	2009	148.7
8. Tevin Washington	2012	147.4
9. Joe Hamilton	1997	146.6
10. John Dewberry	1984	144.4

2000	George Godsey	2,906
2001	George Godsey	3,085
2002	A.J. Suggs	2,242
2003	Reggie Ball	1,996
2004	Reggie Ball	2,147
2005	Reggie Ball	2,165
2006	Reggie Ball	1,820
2007	Taylor Bennett	2,136
2008	Joshua Nesbitt	808
2009	Joshua Nesbitt	1,701
2010	Joshua Nesbitt	674
2011	Tevin Washington	1,652
2012	Tevin Washington	1,222

**TOUCHDOWN PASSES**

**CAREER**

PLAYER	YEARS	TD
1. Joe Hamilton	1996-99	65
2. Reggie Ball	2003-06	57
3. Shawn Jones	1989-92	51
4. George Godsey	1998-01	41
5. Justin Thomas	2013-16	40
6. Eddie McAshan	1970-72	32
7. John Dewberry	1983-85	27
8. Mike Kelley	1978-81	23
9. Donnie Davis	1992-95	22
10. Frank Broyles	1943-46	21
Tevin Washington	2009-12	21

**YEAR-BY-YEAR LEADERS**

**PASSING YARDS**

YEAR	PLAYER	YDS
1950	Darrell Crawford	546
1951	Darrell Crawford	1,237
1952	Bill Brigman	794
1953	Pepper Rodgers	643
1954	Bill Brigman	573
1955	Toppo Vann	270
1956	Toppo Vann	446
1957	Fred Braselton	486
1958	Fred Braselton	319
1959	Fred Braselton	368
1960	Stan Gann	523
1961	Stan Gann	450
1962	Billy Lothridge	1,006
1963	Billy Lothridge	1,017
1964	Jerry Priestley	441
1965	Kim King	1,331
1966	Kim King	690
1967	Kim King	742
1968	Larry Good	1,337
1969	Jack Williams	358
1970	Eddie McAshan	1,138
1971	Eddie McAshan	1,186

2013	Vad Lee	1,561
2014	Justin Thomas	1,719
2015	Justin Thomas	1,345
2016	Justin Thomas	1,559
2017	TaQuon Marshall	927
2018	TaQuon Marshall	900
2019	James Graham	1,164
<b>2020</b>	<b>Jeff Sims</b>	<b>1,881</b>

## RECEIVING



Calvin Johnson

## RECEIVERS

## CAREER

PLAYER	YEARS	REC
1. Kelly Campbell	1998-01	195
2. Calvin Johnson	2004-06	178
3. Jonathan Smith	2000-03	174
4. Kerry Watkins	1999-02	171
5. Harvey Middleton	1994-97	165
6. Will Glover	1999-02	122
7. Jerry Mays	1985-89	115
Bobby Rodriguez	1989-92	115
9. Robert Lavette	1981-84	114
10. *Demaryius Thomas	2007-09	113
11. John Sias	1966-68	110
12. Jimmy Robinson	1972-74	101
13. Derrick Steagall	1993-97	99
14. Greg Lester	1987-91	93
15. Nate Curry	2000-04	92
16. Dez White	1997-99	90
17. Ken Whisenhunt	1980-84	82
18. James Johnson	2005-07	78
19. Emmett Merchant	1988-91	77
20. Joe Burns	1998-01	74
Ricky Jeune	2014-17	74

## SEASON

PLAYER	YEAR	REC
1. Jonathan Smith	2003	78
2. Calvin Johnson	2006	76
3. Kerry Watkins	2002	71
4. Kelly Campbell	1999	69
5. Harvey Middleton	1996	64
6. John Sias	1968	61
7. Kelly Campbell	2000	59
8. Kelly Campbell	2001	56
9. Calvin Johnson	2005	54
10. Jonathan Smith	2001	53

## RECEIVING YARDS

## CAREER

PLAYER	YEARS	YDS
1. Calvin Johnson	2004-06	2,927
2. Kelly Campbell	1998-2001	2,907
3. Kerry Watkins	1999-2002	2,680
4. Harvey Middleton	1994-96	2,291
5. Jonathan Smith	2000-03	2,238

6. *Demaryius Thomas	2007-09	2,135
7. Dez White	1997-99	1,833
8. John Sias	1966-68	1,727
9. Bobby Rodriguez	1989-92	1,681
10. Derrick Steagall	1993-97	1,639
11. Jimmy Robinson	1972-74	1,633
Greg Lester	1987-91	1,633
13. Ricky Jeune	2014-17	1,492
14. Will Glover	1999-2002	1,316
15. Gary Lee	1983-86	1,299
16. Ken Whisenhunt	1980-84	1,264
17. Stephen Hill	2009-11	1,248
18. James Johnson	2005-07	1,240
19. Nate Curry	2000-04	1,185
20. Emmett Merchant	1988-91	1,125

## SEASON

PLAYER	YEAR	YDS
1. Calvin Johnson	2006	1,202
2. Jonathan Smith	2003	1,138
3. Kelly Campbell	1999	1,105
4. Kerry Watkins	2002	1,050
5. Dez White	1998	973
6. Kelly Campbell	2000	963
7. *Demaryius Thomas	2009	950
8. John Sias	1968	902
9. Calvin Johnson	2005	888
10. Dez White	1999	860

## YARDS PER RECEPTION

## CAREER [MINIMUM 50 RECEPTIONS]

PLAYER	YEARS	AVG
1. Dez White	1997-99	20.4
2. Ricky Jeune	2014-17	20.2
3. Gary Lee	1983-86	19.4
4. Drew Hill	1975-78	19.3
5. Jason McGill	1990-92	19.2
6. *Demaryius Thomas	2007-09	18.9
DeAndre Smelter	2013-14	18.9
8. Greg Lester	1987-91	17.6
9. Derrick Steagall	1993-97	16.6
10. Calvin Johnson	2004-06	16.4

## SEASON [MINIMUM 25 RECEPTIONS]

PLAYER	YEAR	AVG
1. Stephen Hill	2011	29.3
2. *Demaryius Thomas	2009	25.1
3. Gary Lee	1985	22.2
4. Dez White	1998	21.2
5. Kris Kentera	1979	21.0
6. DeAndre Smelter	2014	20.4
7. Drew Hill	1978	19.6
8. Derrick Steagall	1997	19.5
Dez White	1999	19.5
10. Greg Lester	1991	19.3

## TOUCHDOWN RECEPTIONS

## CAREER

PLAYER	YEARS	TD
1. Calvin Johnson	2004-06	28
2. Kelly Campbell	1998-2001	24
3. Kerry Watkins	1999-2002	22
4. Buck Martin	1950-52	14
Gary Lee	1983-86	14
Dez White	1997-99	14
7. Jimmy Robinson	1972-74	13
Greg Lester	1987-91	13
Harvey Middleton	1994-97	13
*Demaryius Thomas	2007-09	13

## SEASON

PLAYER	YEAR	TD
1. Calvin Johnson	2006	15
2. Kelly Campbell	1999	10
Kelly Campbell	2000	10
4. Jimmy Robinson	1972	9
Dez White	1998	9
6. Buck Martin	1951	8
7. Craig Baynham	1965	7
Harvey Middleton	1997	7
Calvin Johnson	2004	7
DeAndre Smelter	2014	7
<b>Ahmarean Brown</b>	<b>2019</b>	<b>7</b>

## 100-YARD GAMES

## CAREER

PLAYER	YEARS	G
1. Calvin Johnson	2004-06	13
2. Harvey Middleton	1994-96	10
Kelly Campbell	1998-2001	10
4. Dez White	1997-99	8
5. John Sias	1966-68	7
Jonathan Smith	2000-03	7
7. Demaryius Thomas	2007-09	6
8. Derrick Steagall	1993-97	5
Kerry Watkins	1999-2002	5
10. Jimmy Robinson	1972-74	4
DeAndre Smelter	2013-14	4

## SEASON

PLAYER	YEAR	G
1. Calvin Johnson	2006	7
2. Jonathan Smith	2003	6
Harvey Middleton	1997	6
4. John Sias	1968	5
5. Dez White	1998	4
Dez White	1999	4
Kelly Campbell	1999	4
DeAndre Smelter	2014	4



**CONSECUTIVE GAMES WITH RECEPTION CAREER**

PLAYER	YEARS	G
1. Harvey Middleton	1994-97	40
2. Kelly Campbell	1999-01	32
3. Calvin Johnson	2004-06	30
4. Kerry Watkins	2000-02	29
"Demaryius Thomas	2008-09	29
6. Robert Lavette	1981-83	27
7. Jerry Mays	1986-89	24
Dez White	1997-99	24
9. John Sias	1967-68	20
Marlon Heggs	1979-80	20

**RECEPTIONS BY TWO PLAYERS COMBINED**

**GAME**  
 22 – William Glover (13)  
 Kerry Watkins (9) at Virginia, Nov. 10, 2001

**RECEIVING YARDS BY TWO PLAYERS COMBINED**

**GAME**  
 333 – William Glover (172),  
 Kerry Watkins (161)  
 at Virginia, Nov. 10, 2001

**YEAR-BY-YEAR LEADERS**

**RECEIVING YARDS**

YEAR	PLAYER	YDS
1950	John Weigle	368
1951	Buck Martin	566
1952	Buck Martin	398
1953	Sam Hensley	244
1954	Bill Sennett	296
1955	George Volkert	171
1956	Stan Flowers	141
1957	Jerome Green	86
1958	Fred Murphy	143
1959	Fred Murphy	145
1960	Chick Graning	158
1961	Billy Martin	233
1962	Billy Martin	323
1963	Billy Martin	221
1964	Johnny Gresham	290
1965	Craig Baynham	368
1966	Steve Almond	265
1967	John Sias	671
1968	John Sias	902
1969	Herman Lam	273
1970	Larry Studdard	355
1971	Mike Oven	361
1972	Jimmy Robinson	812
1973	Jimmy Robinson	597
1974	Jimmy Robinson	224
1975	Steve Raible	277
1976	John Steele	233
1977	Drew Hill	102
1978	Drew Hill	708
1979	Kris Kentera	526
1980	Marlon Heggs	483
1981	Robert Lavette	307
1982	Robert Lavette	286
1983	Ken Whisenhunt	244
1984	Ken Whisenhunt	517

1985	Gary Lee	645
1986	Gary Lee	386
1987	Greg Lester	593
1988	Jerry Mays	338
1989	Bobby Rodriguez	296
1990	Bobby Rodriguez	493
1991	Greg Lester	676
1992	Bobby Rodriguez	621
1993	Omar Cassidy	395
1994	Charlie Simmons	587
1995	Harvey Middleton	444
1996	Harvey Middleton	804
1997	Harvey Middleton	839
1998	Dez White	973
1999	Kelly Campbell	1,105
2000	Kelly Campbell	963
2001	Kelly Campbell	708
2002	Kerry Watkins	1,050
2003	Jonathan Smith	1,138
2004	Calvin Johnson	837
2005	Calvin Johnson	888
2006	Calvin Johnson	1,202
2007	Greg Smith	588
2008	Demaryius Thomas	627
2009	Demaryius Thomas	1,154
2010	Stephen Hill	291
2011	Stephen Hill	820
2012	Orwin Smith	288
2013	Robert Godhigh	471
2014	DeAndre Smelter	715
2015	Ricky Jeune	520
2016	Clinton Lynch	490
2017	Ricky Jeune	545
2018	Brad Stewart	268
2019	Ahmarean Brown	396
<b>2020</b>	<b>Jalen Camp</b>	<b>439</b>

\* - Per NCAA sanctions, Demaryius Thomas' statistics from the final three games of the 2009 season are not included in these records (7 receptions, 204 yards, 2 touchdowns)

**TOTAL OFFENSE**

**TOTAL YARDS**

**CAREER**

PLAYER	YEARS	YDS
1. Joe Hamilton	1996-99	10,640 (1,758 rush, 8,882 pass)
2. Reggie Ball	2003-06	9,579 (1,451 rush, 8,128 pass)
3. Shawn Jones	1989-92	9,296 (855 rush, 8,441 pass)
4. Justin Thomas	2013-16	7,166 (2,412 rush, 4,754 pass)
5. George Godsey	1998-01	6,125 (-12 rush, 6,137 pass)
6. Joshua Nesbitt	2007-10	6,082 (2,806 rush, 3,276 pass)
7. Tevin Washington	2009-12	5,537 (2,225 rush, 3,312 pass)
8. Mike Kelley	1978-81	5,198 (-51 rush, 5,249 pass)
9. John Dewberry	1983-85	4,823 (630 rush, 4,193 pass)
10. Eddie McAshan	1970-72	4,262 (182 rush, 4,080 pass)
11. Robert Lavette	1981-84	4,093 (4,066 rush, 27 pass)
12. TaQuon Marshall	2015-18	4,025 (2,189 rush, 1,836 pass)
13. Donnie Davis	1992-95	4,010 (749 rush, 3,261 pass)
14. Jerry Mays	1985-89	3,757 (3,699 rush, 58 pass)
15. Eddie Lee Ivery	1975-78	3,570 (3,517 rush, 53 pass)
16. Tashard Choice	2005-07	3,382 (3,365 rush, 17 pass)
17. P.J. Daniels	2002-05	3,359 (3,346 rush, 13 pass)
18. Kim King	1965-67	3,269 (506 rush, 2,763 pass)
19. Jonathan Dwyer	2007-09	3,226 (3,226 rush, 0 pass)
20. Vad Lee	2012-13	3,214 (1,057 rush, 2,157 pass)

**SEASON**

PLAYER	YEAR	YDS
1. Joe Hamilton	1999	3,794 (734 rush, 3,060 pass)
2. George Godsey	2000	3,094 (11 rush, 3,083 pass)
3. George Godsey	2001	3,040 (-45 rush, 3,085 pass)
4. Justin Thomas	2014	2,805 (1,086 rush, 1,719 pass)
5. Joe Hamilton	1997	2,792 (478 rush, 2,314 pass)
6. Joshua Nesbitt	2009	2,738 (1,037 rush, 1,701 pass)
7. Shawn Jones	1991	2,649 (361 rush, 2,288 pass)
8. Tevin Washington	2011	2,638 (987 rush, 1,652 pass)
9. Reggie Ball	2005	2,546 (381 rush, 2,165 pass)
10. Reggie Ball	2004	2,479 (332 rush, 2,147 pass)



## YEAR-BY-YEAR LEADERS

## TOTAL OFFENSE

YEAR	PLAYER	YDS
1950	Bobby North	663
1951	Darrell Crawford	1,194
1952	Bill Teas	788
1953	Pepper Rodgers	650
1954	Bill Brigman	520
1955	George Volkert	653
1956	Toppy Vann	543
1957	Fred Braselton	517
1958	Floyd Faucette	473
1959	Fred Braselton	396
1960	Stan Gann	679
1961	Stan Gann	577
1962	Billy Lothridge	1,484
1963	Billy Lothridge	1,240
1964	Jerry Priestley	505
1965	Kim King	1,676
1966	Larry Good	852
1967	Kim King	806
1968	Larry Good	1,356
1969	Brent Cunningham	459
1970	Eddie McAshan	1,209
1971	Eddie McAshan	1,290
1972	Eddie McAshan	1,763
1973	Jim Stevens	1,480
1974	David Sims	881
1975	Danny Myers	704
1976	David Sims	867
1977	Eddie Lee Ivery	905
1978	Eddie Lee Ivery	1,589
1979	Mike Kelley	2,107
1980	Mike Kelley	809
1981	Mike Kelley	791
1982	Jim Bob Taylor	1,831
1983	John Dewberry	1,013
1984	John Dewberry	2,175
1985	John Dewberry	1,635
1986	Rick Strom	1,144
1987	Rick Strom	1,093
1988	Todd Rampley	1,479
1989	Shawn Jones	2,078
1990	Shawn Jones	2,285
1991	Shawn Jones	2,649
1992	Shawn Jones	2,284
1993	Donnie Davis	2,067
1994	Tommy Luginbill	2,040
1995	Donnie Davis	1,852
1996	Joe Hamilton	1,590
1997	Joe Hamilton	2,792
1998	Joe Hamilton	2,464
1999	Joe Hamilton	3,794
2000	George Godsey	2,945
2001	George Godsey	3,040
2002	A. J. Suggs	2,263
2003	Reggie Ball	2,380
2004	Reggie Ball	2,479
2005	Reggie Ball	2,546
2006	Reggie Ball	2,174
2007	Taylor Bennett	2,123
2008	Joshua Nesbitt	1,501
2009	Joshua Nesbitt	2,738
2010	Joshua Nesbitt	1,411
2011	Tevin Washington	2,638

2012	Tevin Washington	1,906
2013	Vad Lee	2,074
2014	Justin Thomas	2,805
2015	Justin Thomas	1,833
2016	Justin Thomas	2,613
2017	TaQuon Marshall	2,073
2018	TaQuon Marshall	1,871
2019	James Graham	1,454
<b>2020</b>	<b>Jeff Sims</b>	<b>2,373</b>

## ALL-PURPOSE

## ALL-PURPOSE YARDS

## CAREER

PLAYER	YEARS	YDS
1. Robert Lavette	1981-84	5,393
2. Jerry Mays	1985-89	4,743
3. Kelly Campbell	1998-2001	4,472
4. Eddie Lee Ivery	1975-78	4,324
5. Orwin Smith	2009-12	4,278
6. Jonathan Dwyer	2007-09	3,966
7. P.J. Daniels	2002-05	3,949
8. Drew Hill	1975-78	3,815
9. Charlie Rogers	1995-98	3,693
10. Tashard Choice	2005-07	3,646
11. Dez White	1997-99	3,601
12. Joe Burns	1998-2001	3,509
13. Kerry Watkins	1999-2002	3,343
14. Calvin Johnson	2004-06	2,967
15. Jonathan Smith	2000-03	2,931
16. Harvey Middleton	1994-97	2,879
17. C.J. Williams	1994-96	2,860
18. Joshua Nesbitt	2007-10	2,806
19. Billy Teas	1951-54	2,640
20. Cory Collier	1983-86	2,514

## SEASON

PLAYER	YEAR	YDS
1. Eddie Lee Ivery	1978	1,879
2. Kelly Campbell	2000	1,777
3. Jonathan Dwyer	2008	1,775
4. Dez White	1998	1,655
5. Jerry Mays	1989	1,624
6. Dez White	1999	1,616
7. Tashard Choice	2006	1,571
8. Robert Lavette	1982	1,570
Kerry Watkins	2002	1,570
10. Tashard Choice	2007	1,486

## YEAR-BY-YEAR LEADERS

## ALL-PURPOSE YARDS

YEAR	PLAYER	YDS
1948	Bob McCoy	530
1949	Bobby North	822
1950	Bobby North	706
1951	Leon Hardeman	851
1952	Billy Teas	1,195
1953	Billy Teas	1,061
1954	Jimmy Thompson	519
1955	George Volkert	877
1956	Ken Owen	773
1957	Lester Simmerville	584
1958	Floyd Faucette	659
1959	Taz Anderson	550
1960	Billy Williamson	798
1961	Billy Williamson	745

1962	Joe Auer	512
1963	Joe Auer	552
1964	Johnny Gresham	980
1965	Lenny Snow	901
1966	Lenny Snow	889
1967	John Sias	752
1968	John Sias	922
1969	Gene Spiotta	703
1970	Brent Cunningham	990
1971	Brent Cunningham	610
1972	Jimmy Robinson	828
1973	Jimmy Robinson	742
1974	David Sims	913
1975	Drew Hill	754
1976	Eddie Lee Ivery	844
1977	Eddie Lee Ivery	1,101
1978	Eddie Lee Ivery	1,879
1979	Marlon Hegg	813
1980	Marlon Hegg	691
1981	Robert Lavette	1,562
1982	Robert Lavette	1,570
1983	Robert Lavette	926
1984	Robert Lavette	1,335
1985	Gary Lee	975
1986	Jerry Mays	1,044
1987	Richard Hills	1,079
1988	Jerry Mays	1,280
1989	Jerry Mays	1,624
1990	William Bell	1,050
1991	Jimmy Lincoln	1,036
1992	Jason McGill	663
1993	Dorsey Levens	1,163
1994	C.J. Williams	716
1995	C.J. Williams	1,331
1996	Charlie Rogers	1,477
1997	Harvey Middleton	1,031
1998	Dez White	1,655
1999	Dez White	1,616
2000	Kelly Campbell	1,682
2001	Joe Burns	1,457
2002	Kerry Watkins	1,570
2003	Jonathan Smith	1,569
2004	Levon Thomas	1,088
2005	P.J. Daniels	1,104
2006	Tashard Choice	1,571
2007	Tashard Choice	1,486
2008	Jonathan Dwyer	1,775
2009	Jonathan Dwyer	1,432
2010	Anthony Allen	1,404
2011	Orwin Smith	1,273
2012	Orwin Smith	1,237
2013	Robert Godhigh	1,215
2014	Justin Thomas	1,086
2015	Marcus Marshall	908
2016	Clinton Lynch	905
2017	TaQuon Marshall	1,146
2018	TaQuon Marshall	993
<b>2019</b>	<b>Jordan Mason</b>	<b>944</b>
<b>2020</b>	<b>Jahmyr Gibbs</b>	<b>968</b>



**SCORING**

**POINTS SCORED**

**CAREER**

PLAYER	YEARS	PTS
1. Harrison Butker	2013-16	337
2. Luke Manget	1999-02	322
3. Travis Bell	2004-07	321
4. Scott Sisson	1989-92	299
5. Robert Lavette	1981-84	276
6. Scott Blair	2007-10	239
7. Tevin Washington	2009-12	228
8. Jonathan Dwyer	2007-09	218
9. Joshua Nesbitt	2007-10	212
10. Joe Burns	1998-01	206
11. Billy Lothridge	1961-63	204
12. TaQuon Marshall	2015-18	184
13. Calvin Johnson	2004-06	174
14. David Bell	1983-86	172
15. Jerry Mays	1985-89	168
Tashard Choice	2005-07	168
17. Kelly Campbell	1998-01	162
18. Johnny Smith	1977-80	159
19. Eddie Lee Ivery	1975-78	158
Brad Chambers	1995-98	158

**SEASON**

PLAYER	YEAR	PTS
1. Tevin Washington	2012	120
2. Robert Lavette	1982	114
3. Joshua Nesbitt	2009	108
4. Travis Bell	2007	106
5. TaQuon Marshall	2017	104
6. Harrison Butker	2014	98
7. Luke Manget	2001	97
8. Joe Burns	2001	92
9. Harrison Butker	2016	91
10. Calvin Johnson	2006	90

**TOTAL TOUCHDOWNS**

**CAREER**

PLAYER	YEARS	TD
1. Robert Lavette	1981-84	46
2. Tevin Washington	2009-12	38
3. Jonathan Dwyer	2007-09	36
4. Joshua Nesbitt	2007-10	35
5. Joe Burns	1998-01	34
6. TaQuon Marshall	2015-18	30
7. Calvin Johnson	2004-06	29
8. Jerry Mays	1985-89	28
Tashard Choice	2005-07	28
10. Kelly Campbell	1998-01	27

**SEASON**

PLAYER	YEAR	TD
1. Tevin Washington	2012	20
2. Robert Lavette	1982	19
3. Joshua Nesbitt	2009	18
4. TaQuon Marshall	2017	17
5. Joe Burns	2001	15
Calvin Johnson	2006	15
7. Robert Lavette	1984	14
Jonathan Dwyer	2009	14
Tevin Washington	2011	14
10. C.J. Williams	1995	13
Sean Gregory	1999	13

Joe Burns	2000	13
Jonathan Dwyer	2008	13
Dedrick Mills	2016	13

**TOUCHDOWN RESPONSIBILITY**

**CAREER**

PLAYER	YEARS	TD
1. Joe Hamilton	1996-99	83
2. Shawn Jones	1989-92	70
3. Reggie Ball	2003-06	68
4. Justin Thomas	2013-16	62
5. Tevin Washington	2009-12	59
6. Joshua Nesbitt	2007-10	55
7. George Godsey	1998-01	47
8. Robert Lavette	1981-84	46
9. TaQuon Marshall	2015-18	45
10. Jonathan Dwyer	2007-09	37

**SEASON**

PLAYER	YEAR	TD
1. Joe Hamilton	1999	35
2. Joshua Nesbitt	2009	28
Tevin Washington	2012	28
4. TaQuon Marshall	2017	27
5. Justin Thomas	2014	26
6. George Godsey	2000	25
Tevin Washington	2011	25
8. George Godsey	2001	22
Reggie Ball	2006	22
10. Joe Hamilton	1998	21

**YEAR-BY-YEAR LEADERS**

**SCORING**

**YEAR PLAYER TD FG PTS**

1950 John Weigle	5	0	30
1951 Buck Martin	9	0	54
1952 Pepper Rodgers	13	5	60
1953 Pepper Rodgers	4	1	40
1954 Jimmy Thompson	4	0	24
Henry Hair	4	0	24
1955 Topy Vann	6	0	37
1956 Topy Vann	5	0	39
1957 Fred Braselton	2	0	15
1958 Tommy Wells	0	4	19
1959 Tommy Wells	0	2	21
1960 Tommy Wells	0	8	34
1961 Billy Lothridge	3	4	46
1962 Billy Lothridge	9	5	89
1963 Billy Lothridge	3	12	69
1964 Johnny Gresham	4	0	24
1965 Bunky Henry	0	5	42
1966 Lenny Snow	12	0	72
1967 Tom Carmichael	0	7	33
1968 Kenny Bounds	4	0	28
1969 Jack Moore	0	3	21
1970 B. Cunningham	7	0	42
1971 Tommy Lang	5	0	32
1972 Jimmy Robinson	9	0	56
1973 Cam Bonifay	0	12	54
1974 Danny Smith	0	6	45
1975 Danny Myers	7	0	42
1976 David Sims	9	0	54
1977 Eddie Lee Ivery	8	0	48
1978 Eddie Lee Ivery	11	0	68
1979 Johnny Smith	0	7	38

1980 Johnny Smith	0	5	22
1981 Robert Lavette	7	0	42
1982 Robert Lavette	19	0	114
1983 Ron Rice	0	9	52
1984 Robert Lavette	14	0	84
1985 Gary Lee	7	0	42
1986 David Bell	0	11	64
1987 Thomas Palmer	0	7	41
1988 Thomas Palmer	0	15	64
1989 Scott Sisson	0	15	75
1990 Scott Sisson	0	15	84
1991 Scott Sisson	0	11	63
1992 Scott Sisson	0	19	77
1993 Tyler Jarrett	0	9	54
Dorsey Levens	9	0	54
1994 Chris Leone	0	9	44
1995 C.J. Williams	13	0	78
1996 C.J. Williams	9	0	54
1997 Dave Frakes	0	12	61
1998 Brad Chambers	0	12	82
1999 Luke Manget	0	11	86
2000 Joe Burns	13	0	78
2001 Luke Manget	0	19	97
2002 Tony Hollings	11	0	66
2003 Dan Burnett	0	17	79
2004 Travis Bell	0	15	76
2005 Travis Bell	0	11	60
2006 Calvin Johnson	15	0	90
2007 Travis Bell	0	23	106
2008 Jonathan Dwyer	13	0	80
2009 Joshua Nesbitt	18	0	108
2010 Scott Blair	0	15	82
2011 Justin Moore	0	11	89
2012 Tevin Washington	20	0	120
2013 Harrison Butker	0	10	83
2014 Harrison Butker	0	11	98
2015 Harrison Butker	0	7	65
2016 Harrison Butker	0	15	91
2017 TaQuon Marshall	17	0	104
2018 TaQuon Marshall	12	0	72
<b>2019 Jordan Mason</b>	<b>7</b>	<b>0</b>	<b>42</b>
Ahmarean Brown	7	0	42
<b>2020 Jahmyr Gibbs</b>	<b>7</b>	<b>0</b>	<b>42</b>

**RUSHING & PASSING TD IN SAME GAME**

**CAREER**

PLAYER	YEARS	G
1. Joe Hamilton	1996-99	12
2. Joshua Nesbitt	2007-10	11
3. Justin Thomas	2013-16	10
4. Tevin Washington	2009-12	8
Vad Lee	2012-13	8
TaQuon Marshall	2015-18	8
7. Shawn Jones	1989-92	6
Donnie Davis	1992-95	6
Reggie Ball	2003-06	6
10. George Godsey	1998-01	5
<b>Jeff Sims</b>	<b>2020-pres.</b>	<b>5</b>

**SEASON**

PLAYER	YEAR	G
1. Joshua Nesbitt	2009	6
2. Joe Hamilton	1999	5
Tevin Washington	2012	5
Vad Lee	2013	5

TaQuon Marshall	2017	5
Jeff Sims	2020	5
6. Justin Thomas	2014	4
Justin Thomas	2015	4
8. John Dewberry	1984	3
Shawn Jones	1992	3
Donnie Davis	1993	3
Donnie Davis	1995	3
Joe Hamilton	1997	3
George Godsey	2001	3
Reggie Ball	2005	3
Joshua Nesbitt	2010	3
Vad Lee	2012	3
TaQuon Marshall	2018	3
18. Billy Lothridge	1962	2
Kim King	1965	2
Shawn Jones	1990	2
Joe Hamilton	1996	2
Joe Hamilton	1998	2
George Godsey	2000	2
Reggie Ball	2003	2
Jaybo Shaw	2008	2
Joshua Nesbitt	2008	2
Tevin Washington	2011	2
Justin Thomas	2016	2

**RUSHING & RECEIVING TD IN SAME GAME CAREER**

PLAYER	YEARS	G
1. Jerry Mays	1985-89	5
2. Kelly Campbell	1998-01	4
3. Brent Cunningham	1969-71	2
William Bell	1989-93	2
C.J. Williams	1994-95	2
<b>Jahmyr Gibbs</b>	<b>2020-pres.</b>	<b>2</b>

**SEASON**

PLAYER	YEAR	G
1. Jerry Mays	1989	4
2. Brent Cunningham	1970	2
Kelly Campbell	2000	2
<b>Jahmyr Gibbs</b>	<b>2020</b>	<b>2</b>

**POINTS (BY KICKING) CAREER**

PLAYER	YEARS	PTS
1. Harrison Butker	2013-16	337
2. Luke Manget	1999-02	322
3. Travis Bell	2004-07	321
4. Scott Sisson	1989-92	299
5. Scott Blair	2007-10	239
6. David Bell	1983-86	172
7. Johnny Smith	1977-80	159
8. Brad Chambers	1995-98	158
9. Ron Rice	1980-83	150
10. Thomas Palmer	1985-88	138
11. Dave Frakes	1994-97	127
12. Billy Lothridge	1961-63	114
13. Bunky Henry	1964-66	103
14. Justin Moore	2010-12	97
15. Cam Bonifay	1971-73	93
16. Pepper Rodgers	1951-53	92
Danny Smith	1974-76	92
18. Dan Burnett	2000-03	87
19. Tommy Wells	1958-60	74
20. Wesley Wells	2018-19	72

**SEASON**

PLAYER	YEAR	PTS
1. Travis Bell	2007	106
2. Harrison Butker	2014	98
3. Luke Manget	2001	97
4. Harrison Butker	2016	91
5. Justin Moore	2011	89
6. Scott Blair	2009	87
7. Luke Manget	1999	86
8. Scott Sisson	1990	84
9. Harrison Butker	2013	83
10. Brad Chambers	1998	82
Scott Blair	2010	82

**FIELD GOAL PERCENTAGE**

**CAREER** [MINIMUM 20 FG ATTEMPTS]

PLAYER	YEARS	PCT
1. Scott Blair	2007-10	.732 (41-56)
2. Travis Bell	2004-07	.726 (61-84)
3. Harrison Butker	2013-16	.717 (43-60)
4. Luke Manget	1999-02	.701 (54-77)
5. David Bell	1983-86	.695 (32-46)
6. Scott Sisson	1989-92	.681 (60-88)
7. Dan Burnett	2000-03	.680 (17-25)
8. Cam Bonifay	1971-73	.676 (25-37)
9. Brad Chambers	1995-98	.675 (27-40)
10. Billy Lothridge	1961-63	.636 (21-33)

**SEASON** [MINIMUM 10 FG ATTEMPTS]

PLAYER	YEAR	PCT
1. Travis Bell	2004	.882 (15-17)
Scott Blair	2010	.882 (15-17)
Harrison Butker	2016	.882 (15-17)
4. David Bell	1984	.867 (13-15)
5. Travis Bell	2007	.821 (23-28)
6. Dan Burnett	2003	.810 (17-21)
7. Cam Bonifay	1973	.800 (12-15)

8. Scott Sisson	1992	.791 (19-24)
9. Thomas Palmer	1988	.750 (15-20)
Dave Frakes	1997	.750 (12-16)
Luke Manget	2000	.750 (12-16)

**FIELD GOALS MADE**

**CAREER**

PLAYER	YEARS	FGM
1. Travis Bell	2004-07	61
2. Scott Sisson	1989-92	60
3. Luke Manget	1999-02	54
4. Harrison Butker	2013-16	43
5. Scott Blair	2007-10	41
6. David Bell	1983-86	32
7. Ron Rice	1980-83	29
8. Johnny Smith	1977-80	28
Thomas Palmer	1985-88	28
10. Brad Chambers	1995-98	27

**SEASON**

PLAYER	YEAR	FGM
1. Travis Bell	2007	23
2. Scott Sisson	1992	19
Luke Manget	2001	19
4. Dan Burnett	2003	17
5. Thomas Palmer	1988	15
Scott Sisson	1989	15
Scott Sisson	1990	15
Travis Bell	2004	15
Scott Blair	2010	15
Harrison Butker	2016	15

**GAME-WINNING FIELD GOALS**

WINNING TEAM	LOSING TEAM	DATE	GAME-WINNER
Georgia Tech 16	Florida State 13	9/12/2020	Jude Kelley 32 FG, 1:50 left
Georgia Tech 30	Virginia 27	11/17/2018	Wesley Wells 40 FG, final play
Georgia Tech 27	Virginia Tech 24	9/20/2014	Harrison Butker 24 FG, final play
Georgia Tech 27	North Carolina 25	11/17/2007	Travis Bell 27 FG, 0:15 left
Georgia Tech 51	Georgia 48 (ot)	11/27/1999	Luke Manget 38 FG, 1st OT
Georgia Tech 21	Georgia 19	11/28/1998	Brad Chambers 35 FG, 0:02 left
Georgia Tech 23	Clemson 20	9/27/1997	Brad Chambers 20 FG, 1:54 left
Georgia Tech 16	NC State 13	10/3/1992	Scott Sisson 29 FG, final play
Georgia Tech 19	Furman 17	11/9/1991	Scott Sisson 37 FG, 0:21 left
Georgia Tech 24	Virginia 21	9/19/1991	Scott Sisson 33 FG, final play
Georgia Tech 6	Virginia Tech 3	11/10/1990	Scott Sisson 38 FG, 0:08 left
Georgia Tech 41	Virginia 38	11/3/1990	Scott Sisson 37 FG, 0:07 left
Georgia Tech 13	North Carolina 13	10/20/1990	Scott Sisson 27 FG, 1:01 left
Georgia Tech 13	Boston College 12	11/25/1989	Scott Sisson 35 FG, 0:42 left
Georgia Tech 6	South Carolina 3	10/7/1978	Johnny Smith 34 FG, 0:57 left
Georgia Tech 17	Baylor 14	1/1/1952	Pepper Rodgers 22 FG, 2:56 left
Georgia Tech 17	Florida 14	9/7/1952	Pepper Rodgers 17 FG, 0:06 left

**FIELD GOALS TO FORCE OVERTIME**

WINNING TEAM	LOSING TEAM	DATE	PLAYER
Georgia Tech 30	Georgia 24 (ot)	11/29/2014	Harrison Butker 53 FG, final play
Clemson 47	Georgia Tech 44 (ot)	9/29/2001	Luke Manget 20 FG, 0:06 left
Georgia Tech 31	North Carolina 24 (ot)	10/9/2009	Luke Manget 36 FG, 0:05 left
The Citadel 27	Georgia Tech 24 (ot)	9/14/2019	Brenton King 34 FG, final play



**PATS MADE**

CAREER		
PLAYER	YEARS	XPM
1. Harrison Butker	2013-16	210
2. Luke Manget	1999-2002	160
3. Travis Bell	2004-07	138
4. Scott Sisson	1989-92	119
5. Scott Blair	2007-10	116
6. Brad Chambers	1995-98	77
7. David Bell	1983-86	76
8. Johnny Smith	1977-80	75
9. Bunky Henry	1964-66	73
10. Pepper Rodgers	1951-53	68

**SEASON**

PLAYER	YEAR	XPM
1. Harrison Butker	2014	65
2. Justin Moore	2011	56
3. Luke Manget	1999	53
Harrison Butker	2013	53
5. Brad Chambers	1998	46
Harrison Butker	2016	46
7. Scott Blair	2009	45
8. Harrison Butker	2015	44
9. Travis Bell	2006	43
10. Luke Manget	2001	40

**YEAR-BY-YEAR LEADERS**

**KICK SCORING**

YEAR	PLAYER	PTS
1949	Bobby North	17
1950	Jim Patton	20
1951	Pepper Rodgers	22
	Glenn Turner	35
1952	Pepper Rodgers	54
1953	Pepper Rodgers	16
1954	Wade Mitchell	14
1955	Wade Mitchell	16
1956	Wade Mitchell	18
1957	Fred Braselton	3
	Cal James	3
	Urban Henry	3
1958	Tommy Wells	19
1959	Tommy Wells	21
1960	Tommy Wells	34
1961	Billy Lothridge	28
1962	Billy Lothridge	35
1963	Billy Lothridge	51
1964	Bunky Henry	14
1965	Bunky Henry	42
1966	Bunky Henry	47
1967	Tom Carmichael	33
1968	Johnny Duncan	22
1969	Jack Moore	21
1970	Jack Moore	34
1971	Cam Bonifay	27
1972	Bobby Thigpen	39
1973	Cam Bonifay	54
1974	Danny Smith	45
1975	Don Bessillieu	37
1976	Danny Smith	45
1977	Johnny Smith	46
1978	Johnny Smith	53
1979	Johnny Smith	38
1980	Johnny Smith	22

1981	Ron Rice	28
1982	Ron Rice	61
1983	Ron Rice	52
1984	David Bell	72
1985	David Bell	36
1986	David Bell	64
1987	Thomas Palmer	41
1988	Thomas Palmer	64
1989	Scott Sisson	75
1990	Scott Sisson	84
1991	Scott Sisson	63
1992	Scott Sisson	77
1993	Tyler Jarrett	54
1994	Chris Leone	44
1995	Dave Frakes	46
1996	Brad Chambers	49
1997	Dave Frakes	61
1998	Brad Chambers	82
1999	Luke Manget	86
2000	Luke Manget	74
2001	Luke Manget	97
2002	Luke Manget	65
2003	Dan Burnett	79
2004	Travis Bell	76
2005	Travis Bell	60
2006	Travis Bell	79
2007	Travis Bell	106
2008	Scott Blair	69
2009	Scott Blair	87
2010	Scott Blair	82
2011	Justin Moore	89
2012	David Scully	49
2013	Harrison Butker	83
2014	Harrison Butker	98
2015	Harrison Butker	65
2016	Harrison Butker	91
2017	Brenton King	30
2018	Wesley Wells	66
2019	Brenton King	26

**PUNTING**

**PUNTS**

**CAREER**

PLAYER	YEARS	P	
1. Jeff Pierce	1978-81	252	
2. Pressley Harvin III	2017-20	210	
3. Jason Bender	1991-94	204	
4. Tommy Chapman	1967-69	195	
5. Rodney Williams	1995-98	178	
6. Sean McDevitt	1986-88	176	
7. Ben Arndt	2004-05	160	
8. Billy Lothridge	1961-63	150	
9. Durant Brooks	2006-07	144	
10. Sean Poole	2010-13	141	
	Dick Bowley	1971-73	141

**SEASON**

PLAYER	YEAR	P
1. Jeff Pierce	1980	88
2. Ben Arndt	2005	87
3. Pressley Harvin III	2019	80
4. Durant Brooks	2006	79
5. Chip Pallman	1970	77
6. Jeff Pierce	1981	75
7. Ben Arndt	2004	73

8. Tommy Chapman	1967	72
9. Mike Snow	1985	71
10. Dave Davis	1951	66

**PUNT YARDS**

**CAREER**

PLAYER	YEARS	YDS
1. Jeff Pierce	1978-81	10,271
2. Pressley Harvin III	2017-20	9,396
3. Jason Bender	1991-94	8,348
4. Tommy Chapman	1967-69	7,516
5. Rodney Williams	1995-98	7,373
6. Sean McDevitt	1986-88	6,581
7. Durant Brooks	2006-07	6,525
8. Ben Arndt	2004-05	6,246
9. Sean Poole	2010-13	5,702
10. Billy Lothridge	1961-63	5,642

**SEASON**

PLAYER	YEAR	YDS
1. Jeff Pierce	1980	3,609
2. Durant Brooks	2006	3,596
<b>3. Pressley Harvin III</b>	<b>2019</b>	<b>3,583</b>
4. Ben Arndt	2005	3,433
5. Jeff Pierce	1981	3,207
6. Chip Pallman	1970	2,983
7. Durant Brooks	2007	2,929
8. Mike Snow	1985	2,827
9. Ben Arndt	2004	2,813
10. Tommy Chapman	1967	2,764

**PUNT AVERAGE**

**CAREER** [MINIMUM 75 PUNTS]

PLAYER	YEARS	AVG
1. Durant Brooks	2006-07	45.31
2. Pressley Harvin III	2017-20	44.74
3. Rodney Williams	1995-98	41.42
4. Dan Dyke	1999-02	41.37
5. Harper Brown	1975-76	41.10
6. Jason Bender	1991-94	40.92
7. Ryan Rodwell	2012-16	40.85
8. Jeff Pierce	1978-81	40.76
9. Sean Poole	2010-13	40.44
10. Ron Rice	1980-83	40.27

**SEASON** [MINIMUM 25 PUNTS]

PLAYER	YEAR	AVG
1. Pressley Harvin III	2020	48.00
2. Rodney Williams	1997	45.64
3. Durant Brooks	2006	45.52
4. Jason Bender	1994	45.51
5. Durant Brooks	2007	45.06
6. Pressley Harvin III	2019	44.80
7. Pressley Harvin III	2017	44.10
8. Dan Dyke	1999	43.80
9. Ryan Rodwell	2016	43.13
10. Jeff Pierce	1981	42.86

**YEAR-BY-YEAR LEADERS**

**PUNTING**

YEAR	PLAYER	AVG
1950	Bob Robinson	37.3
1951	Dave Davis	37.9
1952	Dave Davis	39.6
1953	Dave Davis	37.0
1954	Johnny Menger	36.8



1955	Johnny Menger	35.0
1956	Ken Owen	39.7
1957	Jerry Nabors	31.9
1958	Gerald Burch	37.8
1959	Gerald Burch	38.2
1960	Don Coker	35.5
1961	Billy Lothridge	33.1
1962	Billy Lothridge	38.9
1963	Billy Lothridge	41.0
1964	Jerry Priestley	37.0
1965	Jerry Priestley	39.8
1966	Charlie Mason	39.4
1967	Tommy Chapman	38.4
1968	Tommy Chapman	39.3
1969	Tommy Chapman	38.0
1970	Chip Pallman	38.7
1971	Dick Bowley	37.6
1972	Dick Bowley	37.3
1973	Dick Bowley	40.2
1974	Mike Johnson	38.0
1975	Harper Brown	41.1
1976	Harper Brown	41.1
1977	Ted Peeples	39.4
1978	Jeff Pierce	38.7
1979	Ted Peeples	38.3
1980	Jeff Pierce	41.0
1981	Jeff Pierce	42.8
1982	Ron Rice	42.6
1983	Ron Rice	38.7
1984	Mike Snow	39.8
1985	Mike Snow	39.8
1986	Sean McDevitt	36.9
1987	Sean McDevitt	39.5
1988	Sean McDevitt	35.7
1989	Scott Aldredge	39.6
1990	Scott Aldredge	36.6
1991	Jason Bender	39.6
1992	Jason Bender	38.4
1993	Jason Bender	39.9
1994	Jason Bender	45.5
1995	Rodney Williams	38.1
1996	Rodney Williams	38.4
1997	Rodney Williams	45.6
1998	Rodney Williams	42.5
1999	Dan Dyke	43.8
2000	Dan Dyke	41.8
2001	Chris Morehouse	41.4
2002	Chris Morehouse	42.3
2003	Andy Thomson	39.8
2004	Ben Arndt	38.5
2005	Ben Arndt	39.5
2006	Durant Brooks	45.5
2007	Durant Brooks	45.1
2008	Scott Blair	38.9
2009	Chandler Anderson	42.3
2010	Sean Poole	39.3
2011	Sean Poole	39.7
2012	Sean Poole	39.7
2013	Sean Poole	42.3
2014	Ryan Rodwell	40.2
2015	Ryan Rodwell	39.3
2016	Ryan Rodwell	40.8
2017	Pressley Harvin III	44.1
2018	Pressley Harvin III	41.3
2019	Pressley Harvin III	44.8
2020	Pressley Harvin III	48.0

**KICKOFF RETURNS****KICKOFF RETURN AVERAGE****CAREER** (MINIMUM 25 RETURNS)

PLAYER	YEARS	AVG
1. Drew Hill	1975-78	25.4
2. Dez White	1997-99	24.7
3. Derrick Steagall	1993-97	24.5
	2011-15	24.5
5. Kelly Campbell	1998-01	24.0
6. T.J. Edwards	1988-90	23.7
7. Randy Rhino	1972-74	23.5
8. Cory Collier	1983-86	23.2
<b>9. Juanyeh Thomas</b>	<b>2018-pres.</b>	<b>23.0</b>
10. Kevin Tisdel	1989-92	22.4

**SEASON** (MINIMUM 10 RETURNS)

PLAYER	YEAR	AVG
1. Drew Hill	1978	30.0
2. Kevin Tisdel	1990	29.5
3. Jamal Golden	2012	28.3
4. Drew Hill	1976	26.4
5. Dez White	1998	26.2
6. Derrick Steagall	1993	25.8
7. Gene Spiotta	1969	25.2
8. Randy Rhino	1973	25.0
9. J.J. Green	2016	24.6
10. Larry Studdard	1970	24.4

**KICKOFF RETURNS****CAREER**

PLAYER	YEARS	RET
1. Drew Hill	1975-78	94
2. Orwin Smith	2009-12	76
	2011-15	76
4. Dez White	1997-99	69
5. Kevin Tisdel	1989-92	68
6. Kelly Campbell	1998-01	59
7. Charlie Rogers	1995-98	56
8. Jamaal Evans	2006-07	45
9. Lethon Flowers	1991-94	43
10. Gary Lee	1983-86	42

**SEASON**

PLAYER	YEAR	RET
1. Orwin Smith	2009	37
2. T.J. Edwards	1989	35
	2003	35
4. Drew Hill	1977	32
5. Richard Hills	1987	31
6. Gary Lee	1986	30
	2014	30
8. Dez White	1999	29
9. Kelly Campbell	2001	28
	2010	28

**KICKOFF RETURN YARDS****CAREER**

PLAYER	YEARS	YDS
1. Drew Hill	1975-78	2,357
2. Jamal Golden	2011-15	1,860
3. Dez White	1997-99	1,701
4. Orwin Smith	2009-12	1,624
5. Kevin Tisdel	1989-92	1,526
6. Kelly Campbell	1998-01	1,415
7. Charlie Rogers	1995-98	1,264

8. Jamaal Evans	2006-07	975
9. Lethon Flowers	1991-94	938
10. Gary Lee	1983-86	874

**SEASON**

PLAYER	YEAR	YDS
1. Orwin Smith	2009	888
2. T.J. Edwards	1989	831
3. Kenny Scott	2003	779
4. Drew Hill	1977	754
5. Jamal Golden	2014	710
6. Dez White	1999	689
7. Dez White	1998	682
8. Jamal Golden	2012	652
9. Kelly Campbell	2001	651
10. Kelly Campbell	2000	632

**KICKOFF RETURN TOUCHDOWNS****CAREER**

PLAYER	YEARS	RET
1. Drew Hill	1975-78	2
	1983-86	2
Dez White	1997-99	2
Jamal Golden	2011-15	2
<b>Juanyeh Thomas</b>	<b>2018-pres.</b>	<b>2</b>
6. Dewey Scarborough	1918-21	1
Lester Simerville	1957-58	1
Billy Williamson	1959-61	1
Eddie Lee Ivery	1975-78	1
Kevin Tisdel	1989-92	1
J.J. Green	2016-17	1
Lamont Simmons	2016-18	1

**SEASON**

PLAYER	YEAR	TD
1. Drew Hill	1978	2
Jamal Golden	2012	2
<b>Juanyeh Thomas</b>	<b>2018-pres.</b>	<b>2</b>
4. Drew Scarborough	1919	1
Lester Simerville	1957	1
Billy Williamson	1960	1
Gary Lee	1985	1
Gary Lee	1986	1
Eddie Lee Ivery	1977	1
Kevin Tisdel	1990	1
Dez White	1997	1
Dez White	1998	1
J.J. Green	2016	1
Lamont Simmons	2017	1

**YEAR-BY-YEAR LEADERS****KICKOFF RETURNS**

YEAR	PLAYER	NO	AVG
1950	Chappell Rhino	7	26.4
1951	Larry Morris	7	18.0
1952	Larry Morris	8	12.4
1953	Bill Teas	7	22.9
1954	Wade Mitchell	4	26.3
1955	Ken Owen	4	27.5
1956	Ken Owen	9	30.7
1957	Lester Simerville	8	36.8
1958	Floyd Faucette	3	28.0
1959	Taz Anderson	5	25.6
1960	Billy Williamson	7	33.7
1961	Billy Williamson	7	18.3

1962	Joe Auer	6	33.0
1963	Gerry Bussell	8	18.8
1964	Johnny Gresham	9	21.0
1965	Lenny Snow	8	20.4
1966	Jimmy Brown	10	19.2
1967	Jimmy Brown	9	17.2
1968	Gene Spiotta	20	16.3
1969	Gene Spiotta	15	25.2
1970	Larry Studdard	10	24.4
1971	Alan Hennessey	13	19.8
1972	Mike Mercer	10	20.6
1973	Randy Rhino	17	25.0
1974	Randy Rhino	19	22.2
1975	Drew Hill	22	21.8
1976	Drew Hill	21	26.4
1977	Drew Hill	32	23.6
1978	Drew Hill	19	30.0
1979	Marlon Heggs	19	22.4
1980	Clarence Stover	16	19.6
1981	Robert Lavette	17	22.9
1982	Cleve Pounds	17	23.4
1983	Cleve Pounds	13	14.7
1984	Sammy Lilly	14	21.7
1985	Gary Lee	8	30.3
1986	Gary Lee	30	18.9
1987	Richard Hills	31	20.1
1988	Ken Swilling	25	22.3
1989	T.J. Edwards	35	23.7
1990	Kevin Tisdell	18	29.5
1991	Kevin Tisdell	27	19.0
1992	Kevin Tisdell	23	21.0
1993	Derrick Steagall	16	25.8
1994	Lethon Flowers	23	23.5
1995	Charlie Rogers	15	19.0
1996	Charlie Rogers	26	24.1
1997	Charlie Rogers	15	21.1
1998	Dez White	26	26.2
1999	Dez White	29	23.8
2000	Kelly Campbell	26	24.3
2001	Kelly Campbell	28	23.2
2002	Kerry Watkins	23	20.9
2003	Kenny Scott	35	22.3
2004	Levon Thomas	26	22.1
2005	Chris Woods	17	20.4
2006	Jamaal Evans	20	22.8
2007	Jamaal Evans	25	20.8
2008	Roddy Jones	15	23.6
2009	Orwin Smith	37	24.0
2010	B.J. Bostic	28	20.5
2011	Orwin Smith	18	19.6
2012	Jamal Golden	23	28.3
2013	Lynn Griffin	8	26.5
	Jemea Thomas	8	23.5
2014	Jamal Golden	30	23.7
2015	Jamal Golden	18	19.9
2016	J.J. Green	14	24.6
2017	Nathan Cottrell	11	20.4
<b>2018</b>	<b>Juanyeh Thomas</b>	<b>24</b>	<b>25.5</b>
<b>2019</b>	<b>Juanyeh Thomas</b>	<b>7</b>	<b>21.3</b>
<b>2020</b>	<b>Jahmyr Gibbs</b>	<b>8</b>	<b>25.6</b>

**PUNT RETURNS**
**PUNT RETURNS**
**CAREER**

PLAYER	YEARS	RET
1. Kelley Rhino	1999-02	112
2. Willie Clay	1988-91	101
3. Jack Westbrook	1980-83	77
4. Mike Wysong	1968-70	65
5. Randy Rhino	1972-74	57
6. Jimmy Brown	1965-67	55
7. Nate Perryman	1993-96	52
8. Tyler Evans	2006-07	50
9. Jamal Golden	2011-15	47
10. Harvey Middleton	1994-97	43

**SEASON**

PLAYER	YEAR	RET
1. Willie Clay	1991	48
Kelley Rhino	2001	48
3. Kelley Rhino	2002	45
4. Tyler Evans	2007	34
5. Jeff Ford	1971	33
6. Jonathan Smith	2003	31
7. Charlie Rogers	1998	30
8. Mike Wysong	1970	29
Nate Perryman	1995	29
Marvious Hester	1999	29

**PUNT RETURN YARDS**
**CAREER**

PLAYER	YEARS	YDS
1. Kelley Rhino	1999-02	1,135
2. Randy Rhino	1972-74	749
3. Willie Clay	1988-91	723
4. Jimmy Brown	1965-67	678
5. Mike Wysong	1968-70	665
6. Nate Perryman	1993-96	603
7. Jack Westbrook	1980-83	519
8. Charlie Rogers	1995-98	485
9. Jonathan Smith	2000-03	477
10. Tyler Evans	2006-07	469

**SEASON**

PLAYER	YEAR	YDS
1. Kelley Rhino	2001	515
2. Kelley Rhino	2002	447
3. Randy Rhino	1972	441
4. Willie Clay	1991	431
5. Charlie Rogers	1998	425
6. Jonathan Smith	2003	364
7. Nate Perryman	1995	362
8. Jeff Ford	1971	341
9. Mike Wysong	1970	328
10. Marvious Hester	1999	322

**PUNT RETURN TOUCHDOWNS**
**CAREER**

PLAYER	YEARS	TD
1. Jimmy Brown	1965-67	3
2. Charlie Rogers	1995-98	2
Jonathan Smith	2000-03	2
Jerrard Tarrant	2009-10	2
5. Multiple players with		1

**SEASON**

PLAYER	YEAR	TD
1. Jerrard Tarrant	2009	2
Jonathan Smith	2003	2
Charlie Rogers	1998	2
Jimmy Brown	1966	2
5. Multiple players with		1

**PUNT RETURN AVERAGE**
**CAREER [MINIMUM 25 RETURNS]**

PLAYER	YEARS	AVG
1. Charlie Rogers	1995-98	15.2
2. Jonathan Smith	2000-03	14.5
3. Randy Rhino	1972-74	13.1
4. Jimmy Brown	1965-67	12.3
5. Nate Perryman	1993-96	11.6
6. Marvious Hester	1999-2002	10.3
7. Mike Wysong	1968-70	10.2
8. Kelley Rhino	1999-2002	10.1
9. Jerrard Tarrant	2009-10	10.0
10. Jamal Golden	2011-15	9.9

**SEASON [MINIMUM 10 RETURNS]**

PLAYER	YEAR	AVG
1. Jimmy Brown	1965	22.6
2. Randy Rhino	1972	17.6
3. Johnny Menger	1956	17.5
4. Bill Teas	1953	16.9
5. Riccardo Ingram	1986	14.6
Jamal Golden	2012	14.6
7. Jimmy Brown	1966	14.4
8. Charlie Rogers	1998	14.2
9. Jerrard Tarrant	2009	13.4
10. Nate Perryman	1995	12.5

**YEAR-BY-YEAR LEADERS**
**PUNT RETURNS**

YEAR	PLAYER	NO	AVG
1950	Chappell Rhino	10	8.4
1951	Chappell Rhino	17	7.4
1952	Jake Rudolph	18	7.6
1953	Bill Teas	10	16.9
1954	Jimmy Thompson	5	14.2
1955	Wade Mitchell	9	12.0
1956	Johnny Menger	10	17.5
1957	Fred Braselton	4	9.5
1958	Floyd Faucette	7	7.9
1959	Floyd Faucette	7	9.6
1960	Billy Williamson	13	9.6
1961	Billy Williamson	10	6.5
1962	Gerry Bussell	9	20.1
1963	Johnny Gresham	7	10.6
1964	Gerry Bussell	13	8.0
1965	Jimmy Brown	10	22.6
1966	Jimmy Brown	18	14.4
1967	Jimmy Brown	27	7.1
1968	Mike Wysong	15	8.8
1969	Mike Wysong	21	9.8
1970	Mike Wysong	29	11.3
1971	Jeff Ford	33	10.3
1972	Randy Rhino	25	17.6
1973	Randy Rhino	12	10.8
1974	Randy Rhino	20	9.0
1975	Danny Rhino	17	2.6
1976	Don Bessilleu	23	8.9



1977	Don Bessillieu	11	6.3
1978	Gary Hardie	6	2.7
1979	Gary Lanier	27	6.2
1980	Ted Thurson	12	4.9
1981	Jack Westbrook	26	4.5
1982	Jack Westbrook	21	12.1
1983	Jack Westbrook	25	6.8
1984	Tim Mauldin	15	8.0
1985	Cory Collier	12	6.3
1986	Riccardo Ingram	16	14.6
1987	Riccardo Ingram	20	5.5
1988	Gerald Chamblin	17	7.5
1989	Willie Clay	27	5.8
1990	Jason McGill	27	6.0
1991	Willie Clay	48	9.0
1992	Jimmy Lincoln	18	7.6
1993	Lethon Flowers	10	7.9
1994	Lethon Flowers	8	3.8
1995	Nate Perryman	29	12.5
1996	Nate Perryman	18	12.2
1997	Harvey Middleton	22	8.4
1998	Charlie Rogers	30	14.2
1999	Marvious Hester	29	11.1
2000	Kelley Rhino	19	9.1
2001	Kelley Rhino	48	10.7
2002	Kelley Rhino	45	9.9
2003	Jonathan Smith	31	11.7
2004	Patrick Carter	26	8.4
2005	Pat Clark	30	6.4
2006	Andrew Smith	19	7.7
2007	Tyler Evans	34	9.3
2008	Tyler Melton	15	5.7
2009	Jerrard Tarrant	21	13.4
2010	Jerrard Tarrant	20	6.6
2011	Zach Laskey	11	8.5
2012	Jamal Golden	17	14.6
2013	DeAndre Smelter	11	11.3
2014	Jamal Golden	11	4.1
2015	Jamal Golden	16	10.1
2016	Brad Stewart	11	11.5
2017	Brad Stewart	16	6.6
2018	Brad Stewart	7	6.7
2019	Ahmarean Brown	10	3.4
<b>2020</b>	<b>Marquez Ezzard</b>	<b>7</b>	<b>7.9</b>

3.	Randy Rhino	1972	171	1	8
4.	Bobby Moorhead	1952	165	2	7
	Morgan Burnett	2008	95	1	7
6.	Bob McCoy	1950	124	1	6
	George Morris	1951	34	0	6
	Charlie Brannon	1952	68	0	6
	Bill Eastman	1965	83	0	6
	Rick Lewis	1970	116	2	6
	Randy Rhino	1973	45	0	6
	Ken Swilling	1989	200	2	6

**YEAR-BY-YEAR LEADERS**

**INTERCEPTIONS**

**YEAR PLAYER**

		INT	YDS	TD
1948	Bob McCoy, DB	3	33	0
1949	Powell Sheffer, DB	5	47	0
1950	Bob McCoy, DB	6	124	1
1951	George Morris, LB	6	34	0
1952	Bobby Moorhead, DB	7	165	2
1953	Joe Hall, DB	4	68	0
	Wade Mitchell, DB	4	34	0
1954	Wade Mitchell, DB	3	94	0
1955	Johnny Menger, DB	4	54	1
1956	Wade Mitchell, DB	3	18	0
1957	Seven players tied with	1		
1958	Fred Braselton, DB	2	38	0
	Maxie Baughan, LB	2	15	0
	Marvin Tibbetts, DB	2	13	0
1959	Billy Williamson, DB	3	19	0
1960	Walter Howard, DB	4	14	0
1961	Tom Winingder, DB	3	35	0
1962	Mike McNames, DB	4	5	0
1963	Nine players tied with	1		
1964	Gerry Bussell, DB	3	24	1
	Tom Bleick, DB	3	23	0
1965	Bill Eastman, DB	6	83	0
1966	Bill Eastman, DB	4	125	1
1967	Bill Kinard, DB	4	20	0
1968	Bill Kinard, DB	3	29	0
1969	Jeff Ford, DB	9	257	3
1970	Rick Lewis, DB	6	116	2
1971	Dave Beavin, DB	3	30	0
1972	Randy Rhino, DB	8	171	1
1973	Randy Rhino, DB	6	45	0
1974	Danny Rhino, DB	3	7	0
1975	Steve Crawford, DB	2	67	0
	Don Bessillieu, DB	2	26	0
	Gil Kyle, DB	2	25	0
	Danny Rhino, DB	2	11	0
1976	Eddie Porter, DB	4	46	0
1977	Reggie Wilkes, DE	3	14	0
1978	Lawrence Lowe, DB	5	41	0
1979	Robert Newman, DB	3	25	0
1980	Ted Thurson, DB	4	0	0
1981	Ted Thurson, DB	4	38	0
1982	Ted Thurson, DB	4	24	0
1983	Jack Westbrook, DB	4	37	1
1984	Mike Travis, DB	3	46	0
1985	Sammy Lilly, DB	4	46	0
1986	Reginald Rutland, DB	5	43	0
1987	Cedric Stallworth, DB	4	8	0
1988	Andre Thomas, DB	3	61	1
	George Malone, OLB	3	53	1
	Gerald Chamblin, LB	3	41	0
	Cedric Stallworth, DB	3	16	0

1989	Ken Swilling, DB	6	200	2
1990	Ken Swilling, DB	5	34	0
1991	Willie Clay, CB	9	66	1
1992	Marcus Coleman, CB	3	34	0
	Marlon Williams, OLB	3	28	0
1993	Marcus Coleman, CB	2	17	0
	Mike Williams, CB	2	4	0
1994	Mike Dee, FS	3	72	0
1995	Nathan Perryman, CB	3	27	0
	Ryan Stewart, SS	3	62	1
1996	Brian Wilkins, FS	4	0	0
1997	Brian Wilkins, FS	4	36	0
	Travares Tillman, SS	4	32	0
1998	Jamara Clark, CB	3	41	0
1999	Marvious Hester, CB	2	8	0
2000	Jeremy Muyres, FS	4	26	0
2001	Jeremy Muyres, FS	3	2	0
	Marvious Hester, CB	3	10	0
2002	Jeremy Muyres, FS	5	37	0
2003	James Butler, FS	5	18	0
2004	Reuben Houston, CB	3	16	0
2005	Dawan Landry, FS	4	12	0
	Philip Wheeler, LB	4	18	0
2006	Djay Jones, FS	4	29	1
2007	Morgan Burnett, S	3	0	0
2008	Morgan Burnett, S	7	95	1
2009	Morgan Burnett, S	4	40	0
2010	Jerrard Tarrant, S	3	93	1
2011	Rod Sweeting, CB	3	30	1
	Isaiah Johnson, S	3	34	1
	Jemea Thomas, CB-S	3	9	0
2012	Jemea Thomas, CB-S	4	1	0
2013	Five players with	2		
2014	Jamal Golden, S	4	87	1
	D.J. White, CB	4	48	1
2015	Brant Mitchell, LB	2	46	1
	D.J. White, CB	2	0	0
2016	Lance Austin, CB	3	24	1
	Lawrence Austin, NIC	3	3	0
2017	A.J. Gray, S	2	23	0
2018	Malik Rivera	2	84	0
	Anree Saint-Amour	2	19	1
	Tariq Carpenter	2	6	0

<b>2019</b>	<b>Zamari Walton</b>	<b>2</b>	<b>14</b>	<b>0</b>
<b>2020</b>	<b>Quez Jackson</b>	<b>2</b>	<b>23</b>	<b>0</b>
	<b>Zamari Walton</b>	<b>2</b>	<b>14</b>	<b>0</b>

**SACKS**

**CAREER**

	PLAYER	YEARS	SKS	YDS
1.	Jeremiah Attaochu	2010-13	31.5	226
2.	Greg Gathers	1999-02	31.0	210
3.	Coleman Rudolph	1989-92	28.5	200
4.	Marco Coleman	1989-91	27.5	162
5.	Eric Henderson	2002-05	25.0	183
6.	Pat Swilling	1982-85	23.0	194
7.	Felipe Claybrooks	1997-00	20.0	156
8.	Derrick Morgan	2007-09	19.5	131
9.	Michael Johnson	2005-08	19.0	149
10.	Philip Wheeler	2003-07	18.5	136

**SEASON**

	PLAYER	YEAR	SKS	YDS
1.	Pat Swilling	1985	15.0	119
2.	Coleman Rudolph	1991	13.0	87

**DEFENSE**

**INTERCEPTIONS**

**CAREER**

	PLAYER	YEARS	YDS	TD	INT
1.	Willie Clay	1988-91	264	1	16
2.	Jeff Ford	1969-71	320	4	14
	Randy Rhino	1972-74	216	1	14
	Morgan Burnett	2007-09	135	1	14
5.	Bobby Moorhead	1950-52	202	2	13
	Wade Mitchell	1953-56	187	1	13
	Ken Swilling	1988-91	239	2	13
8.	Bill Eastman	1965-67	216	1	12
	Lawrence Lowe	1977-80	118	1	12
	Ted Thurson	1979-82	60	0	12
	Jeremy Muyres	1999-02	65	0	12

**SEASON**

	PLAYER	YEAR	YDS	TD	INT
1.	Jeff Ford	1969	257	3	9
	Willie Clay	1991	66	1	9



Greg Gathers	2000	13.0	89
4. Marco Coleman	1990	12.5	59
Derrick Morgan	2009	12.5	81
Jeremiah Attaochu	2013	12.5	86
7. Eric Henderson	2003	11.0	73
8. Marco Coleman	1991	10.0	62
Felipe Claybrooks	1998	10.0	67
Greg Gathers	2001	10.0	68
Jeremiah Attaochu	2012	10.0	67

3. Rock Perdoni	1969	105
4. Pat Swilling	1984	100
5. John Lagana	1967	94
6. Don Stephenson	1956	92
Brad Bourne	1972	92
8. Kyle Ambrose	1986	91
9. Franklin Brooks	1955	89
10. Pat Swilling	1985	84

**GAMES PLAYED**

**CAREER**

PLAYER	POS	YEARS	GP
1. Jamal Golden	DB	2011-15	54
Jemea Thomas	DB	2009, '11-13	54
T.J. Barnes	DT	2009-12	54
Rod Sweeting	DB	2009-12	54
5. Chris Milton	DB	2012-15	53
Tyler Marcordes	LB	2012-15	53
Rashaad Reid	DB	2008-11	53
Scott Blair	K-P	2007-10	53
9. Harrison Butker	PK	2013-16	52
Demond Smith	DB	2012-15	52
Izaan Cross	DL	2009-12	52
Roddy Jones	RB	2008-11	52
Steven Sylvester	LB	2008-11	52
Mario Butler	CB	2007-10	52
Darryl Richard	DT	2004, '06-08	52

**TACKLES FOR LOSS**

**CAREER**

PLAYER	YEARS	YDS	TFL
1. Eric Henderson	2002-05	59.5	249
2. Greg Gathers	1999-02	57.0	290
3. Coleman Rudolph	1989-92	52.0	285
4. Marco Coleman	1989-91	50.0	215
5. Daryl Smith	2000-03	48.0	233
6. Jeremiah Attaochu	2010-13	43.5	238
7. Keyaron Fox	2000-03	40.0	137
8. Gerris Wilkinson	2002-05	38.0	141
9. Pat Swilling	1982-85	37.0	224
Felipe Claybrooks	1997-00	37.0	201
11. Philip Wheeler	2003-07	34.5	172
12. Marlon Williams	1990-93	33.5	182
13. Recardo Wimbush	1999-02	32.0	90
Darryl Richard	2004-08	32.0	134
15. Nick Rogers	1998-01	31.0	160
KaMichael Hall	2003-06	31.0	163
17. Adamm Oliver	2004-07	30.5	143
Michael Johnson	2005-08	30.5	183
19. Joe Anoi	2003-06	29.5	126
Derrick Morgan	2007-09	29.5	154

**TACKLES BY LINEBACKERS**

**CAREER**

PLAYER	YEARS	TT
1. Keith Brooking	1994-97	467
2. Jerrelle Williams	1988-91	437
3. Ron Rogers	1994-97	435
4. Lucius Sanford	1974-77	433
5. Rob Horton	1980-83	432
6. Duane Wood	1979-82	426
7. Ted Roof	1982-85	417
8. Joe Harris	1972-74	415
9. Jamal Cox	1991-94	397
10. Mackel Harris	1976-79	390

**SEASON**

PLAYER	YEAR	TT
1. Joe Harris	1974	188
2. Duane Wood	1980	171
3. Eric Thomas	1989	159
4. Keyaron Fox	2003	155
5. Rob Horton	1981	150
6. Keith Brooking	1996	147
7. Jamal Cox	1994	146
Keith Brooking	1995	146
9. Jerrelle Williams	1989	145
Jerrelle Williams	1990	145
Ron Rogers	1995	145

**SEASON**

PLAYER	YEAR	YDS	TFL
1. Eric Henderson	2003	24.0	91
2. Pat Swilling	1985	21.0	130
Marco Coleman	1991	21.0	90
4. Coleman Rudolph	1991	20.0	110
Greg Gathers	2000	20.0	105
6. Coleman Rudolph	1992	19.5	106
7. Marco Coleman	1990	18.5	76
Derrick Morgan	2009	18.5	96
9. Greg Gathers	1999	18.0	90
Greg Gathers	2001	18.0	95

**TACKLES BY DEFENSIVE BACKS**

**CAREER**

PLAYER	YEARS	TT
1. Isaiah Johnson	2010-14	283
2. Jeremy Muyles	1999-02	273
3. Ken Swilling	1988-91	267
4. Dawan Landry	2002-05	250
5. Mark Sheffield	1979-82	244
6. James Butler	2001-04	240
7. Lethon Flowers	1991-94	238
8. Travares Tillman	1996-99	236
9. Morgan Burnett	2007-09	235
10. Jemea Thomas	2009, '11-13	234

**TACKLES BY LINEMEN**

**CAREER**

PLAYER	YEARS	TT
1. Franklin Brooks	1952-55	271
2. Pat Swilling	1982-85	265
3. John Battle	1963-65	242
4. Brad Bourne	1970-72	241
5. Rick Gibney	1972-75	234
6. Coleman Rudolph	1989-92	220
7. Smylie Gebhart	1969-71	217
8. Rock Perdoni	1969-70	210
9. Ralph Hughes	1994-97	200
10. Mark Pike	1982-85	198

**SEASON**

PLAYER	YEAR	TT
1. James Butler	2003	119
2. Cleve Pounds	1984	114
3. Sammy Brown	1982	113
Cleve Pounds	1985	113
5. Mike Williams	1992	105
6. Gary Faulkner	1971	102
7. Andre Thomas	1988	100
8. Danny Rhino	1974	99
9. David Hendrix	1994	97
10. Sammy Burke	1966	93
Ken Swilling	1989	93
Morgan Burnett	2008	93

**SEASON**

PLAYER	YEAR	TT
1. John Battle	1965	112
2. Franklin Brooks	1954	106



## RUSHING

## MOST RUSHING ATTEMPTS

ATT	PLAYER	OPPONENT	DATE
1.	44 TaQuon Marshall	Tennessee	Sept. 4, 2017
<b>2.</b>	<b>40 Tobias Oliver</b>	<b>Virginia Tech</b>	<b>Oct. 25, 2018</b>
3.	39 Robert Lavette	Tennessee	Oct. 23, 1982
	39 Jerry Mays	Georgia	Dec. 2, 1989
5.	38 Robert Lavette	Georgia	Nov. 27, 1982
6.	37 Tashard Choice	Miami	Oct. 13, 2007
7.	36 Robert Lavette	Virginia	Oct. 13, 1984
	36 Tony Hollings	BYU	Sept. 21, 2002
	36 P.J. Daniels	North Carolina	Nov. 15, 2003
10.	35 C.J. Williams	Duke	Oct. 7, 1995
11.	34 Joe Burns	Syracuse	Aug. 26, 2001
	34 Joe Burns	NC State	Oct. 20, 2001
	34 Joe Burns	North Carolina	Nov. 1, 2001
	34 Tashard Choice	NC State	Nov. 4, 2006
	34 Anthony Allen	Duke	Nov. 20, 2010
16.	33 Lenny Snow	Texas Tech	Dec. 31, 1965
	33 Brent Cunningham	Duke	Nov. 1, 1969
	33 Robert Lavette	Memphis State	Sept. 25, 1982
	33 P.J. Daniels	Wake Forest	Oct. 11, 2003
	33 Tashard Choice	North Carolina	Nov. 17, 2007

## MOST RUSHING YARDS

YDS	PLAYER	OPPONENT	DATE
1.	356 Eddie Lee Ivery	Air Force	Nov. 11, 1978
2.	307 P.J. Daniels	Tulsa	Jan. 4, 2004
3.	249 TaQuon Marshall	Tennessee	Sept. 4, 2017
4.	240 P.J. Daniels	North Carolina	Nov. 15, 2003
5.	229 Jimmy Lincoln	Virginia	Sept. 19, 1991
6.	217 Brent Cunningham	Clemson	Oct. 3, 1970
<b>7.</b>	<b>215 Tobias Oliver</b>	<b>Virginia Tech</b>	<b>Oct. 25, 2018</b>
8.	214 Roddy Jones	Georgia	Nov. 29, 2008
9.	207 Jerry Mays	Georgia	Dec. 2, 1989
10.	206 Jerry Mays	Western Carolina	Oct. 12, 1985
	206 C.J. Williams	Wake Forest	Nov. 19, 1994
12.	204 Tashard Choice	Miami	Oct. 13, 2007
13.	203 Robert Lavette	Georgia	Nov. 27, 1982
14.	199 Eddie Prokop	Tulsa	Jan. 1, 1944
15.	198 Joe Burns	North Carolina	Nov. 1, 2001
16.	197 Robert Lavette	Navy	Nov. 14, 1981
17.	196 Tashard Choice	Notre Dame	Sept. 1, 2007
	196 KirVonte Benson	Pittsburgh	Sept. 23, 2017
19.	195 Anthony Allen	Virginia	Oct. 9, 2010
	195 Justin Thomas	Duke	Oct. 29, 2016

## MOST TOUCHDOWNS SCORED BY RUSHING

TD	PLAYER	OPPONENT	DATE
1.	5 TaQuon Marshall	Tennessee	Sept. 4, 2017
2.	4 George Maloof	Georgia	Dec. 1, 1951
	4 Robert Lavette	Virginia	Nov. 6, 1982
	4 Tony Hollings	Connecticut	Sept. 7, 2002
	4 P.J. Daniels	Tulsa	Jan. 4, 2004
	4 Tevin Washington	Middle Tennessee	Sept. 29, 2012
7.	3	44 times, most recently:	
	<b>Tobias Oliver, Jordan Mason</b>	<b>Virginia Tech</b>	<b>Oct. 25, 2018</b>

## LONGEST RUSHING ATTEMPTS

YDS	PLAYER	OPPONENT	DATE
1.	95 (t) Orwin Smith	Kansas	Sept. 17, 2011
2.	88 (t) Jonathan Dwyer	Mississippi State	Sept. 20, 2008
3.	87 (t) Bob McCoy	Citadel	Nov. 20, 1948
4.	85 (t) Jonathan Dwyer	North Carolina	Nov. 8, 2008
	85 (t) Gerry Bussell	Georgia	Dec. 1, 1962
	85 (t) Morris Harrison	Citadel	Oct. 25, 1947
7.	83 (t) Robert Lavette	Navy	Nov. 14, 1981
8.	82 (t) Anthony Allen	Clemson	Sept. 10, 2009
	82 (t) Justin Thomas	Duke	Oct. 29, 2016
10.	80 Eddie Lee Ivery	Air Force	Nov. 11, 1978
11.	79 Vad Lee	Presbyterian	Sept. 8, 2012
	79 (t) Jerry Mays	NC State	Oct. 11, 1986
13.	78 (t) TaQuon Marshall	Virginia	Nov. 17, 2017
14.	77 (t) Orwin Smith	Virginia	Sept. 15, 2012
	77 (t) Orwin Smith	Western Carolina	Sept. 1, 2011
	77 (t) Bill Teas	LSU	Oct. 9, 1954
17.	75 (t) DeAndre Smelter	North Carolina	Oct. 18, 2014
	75 (t) Jimmy Lincoln	Furman	Sept. 11, 1993
19.	74 (t) Jonathan Dwyer	Jacksonville State	Sept. 5, 2009
20.	73 (t) Orwin Smith	North Carolina	Sept. 18, 2010
	73 (t) Tashard Choice	Samford	Sept. 8, 2007
	73 Nate Kelsey	Virginia	Sept. 20, 1986
	73 (t) Eddie Lee Ivery	Air Force	Nov. 11, 1978
	73 George Volkert	Florida State	Oct. 22, 1955
25.	72 (t) Tony Hollings	Clemson	Sept. 14, 2002
	72 (t) Robert Lavette	Georgia	Nov. 26, 1983
	72 (t) Rodney Lee	Tennessee	Oct. 8, 1977
28.	71 (t) Joshua Nesbitt	Virginia Tech	Nov. 4, 2010
	71 Charles Wiley	Wake Forest	Nov. 4, 1995
30.	70 Robert Lavette	North Carolina	Oct. 3, 1981
	70 (t) TaQuon Marshall	Wake Forest	Oct. 21, 2017

## HISTORIC

YDS	PLAYER	OPPONENT	DATE
82 (t)	Buck Flowers	Georgetown	Nov. 13, 1920

## ACC GAMES

YDS	PLAYER	OPPONENT	DATE
1.	85 (t) Jonathan Dwyer	North Carolina	Nov. 8, 2008
2.	82 (t) Anthony Allen	Clemson	Sept. 10, 2009
	82 (t) Justin Thomas	Duke	Oct. 29, 2016
4.	79 (t) Jerry Mays	NC State	Oct. 11, 1986
5.	78 (t) TaQuon Marshall	Virginia	Nov. 17, 2017
6.	77 (t) Orwin Smith	Virginia	Sept. 15, 2012
7.	75 (t) DeAndre Smelter	North Carolina	Oct. 18, 2014

## PASSING

## MOST PASS ATTEMPTS

ATT	PLAYER	OPPONENT	DATE
1.	61 Larry Good	Tennessee	Oct. 12, 1968
2.	57 George Godsey	Clemson	Oct. 28, 2000
3.	55 George Godsey	Virginia	Nov. 10, 2001
4.	53 Reggie Ball	NC State	Oct. 6, 2005
5.	49 Darrell Gast	Duke	Oct. 31, 1987
6.	47 Tommy Luginbill	Florida State	Nov. 5, 1994
	47 Reggie Ball	Duke	Nov. 8, 2003
	47 Reggie Ball	North Carolina	Sept. 10, 2005
9.	46 Michael Kelley	Georgia	Nov. 29, 1980
	46 Todd Rampley	Wake Forest	Nov. 12, 1988
	46 Shawn Jones	Georgia	Nov. 28, 1992
12.	45 Tommy Luginbill	Virginia	Oct. 15, 1994
	45 George Godsey	Maryland	Oct. 11, 2001
	45 A.J. Suggs	Maryland	Oct. 17, 2002

15.	44	Eddie McAshan	Miami	Sept. 26, 1970
44	Michael Kelley	Georgia	Dec. 5, 1981	
44	Rick Strom	North Carolina	Sept. 19, 1987	
44	A.J. Suggs	Florida State	Nov. 9, 2002	
19.	43	Shawn Jones	Virginia	Sept. 19, 1992
43	Sean Jones	Wake Forest	Nov. 14, 1992	
43	George Godsey	NC State	Sept. 21, 2000	

17.	21	Shawn Jones	Clemson	Sept. 26, 1992
21	Joe Hamilton	NC State	Oct. 11, 1997	
21	Joe Hamilton	Virginia	Nov. 8, 1997	
20.	20	Joe Hamilton	Duke	Oct. 3, 1998
20	Taylor Bennett	Boston College	Sept. 15, 2007	

**MOST PASS COMPLETIONS**

NO.	PLAYER	OPPONENT	DATE	
1.	39	George Godsey	Virginia	Nov. 10, 2001
2.	35	George Godsey	Clemson	Oct. 28, 2000
3.	29	George Godsey	Virginia	Nov. 9, 2000
4.	28	A.J. Suggs	Maryland	Oct. 17, 2002
5.	27	Michael Kelley	Georgia	Nov. 29, 1980
27	Reggie Ball	Duke	Nov. 8, 2003	
7.	26	Shawn Jones	Georgia	Nov. 28, 1992
26	George Godsey	Maryland	Oct. 11, 2001	
26	A.J. Suggs	Virginia	Oct. 26, 2002	
10.	25	Larry Good	Tennessee	Oct. 12, 1968
25	Michael Kelley	Georgia	Dec. 5, 1981	
25	Todd Rampley	Wake Forest	Nov. 12, 1988	
25	Shawn Jones	Virginia	Sept. 19, 1992	
25	Tommy Luginbill	Virginia	Oct. 15, 1994	
25	George Godsey	Florida State	Dec. 1, 2001	
16.	24	17 times		

**HIGHEST COMPLETION PERCENTAGE (MINIMUM 10 ATTEMPTS)**

COMP%	PLAYER	OPPONENT	DATE	
1.	.880 (22-25)	Joe Hamilton	Florida State	Sept. 11, 1999
2.	.875 (14-16)	George Godsey	Citadel	Sept. 1, 2001
3.	.867 (13-15)	Kim King	Auburn	Oct. 16, 1965
4.	.818 (9-11)	James Person	Georgia	Nov. 30, 1968
5.	.809 (17-21)	Joe Hamilton	Maryland	Nov. 22, 1997
6.	.808 (21-26)	Joe Hamilton	Virginia	Nov. 8, 1997
7.	.800 (12-15)	Kim King	Duke	Oct. 30, 1965
.800 (12-15)	James Stevens	Iowa State	Dec. 18, 1972	
9.	.789 (15-19)	Joe Hamilton	Duke	Sept. 26, 1996
10.	.786 (11-14)	John Williams	Texas Tech	Dec. 19, 1970
.786 (11-14)	Joshua Nesbitt	Miss. State	Oct. 3, 2009	
12.	.784 (29-37)	George Godsey	Virginia	Nov. 9, 2000
13.	.778 (14-18)	Jim Bob Taylor	Citadel	Sept. 18, 1982
14.	.769 (10-13)	A.J. Suggs	Vanderbilt	Aug. 31, 2002
15.	.762 (16-21)	George Godsey	Wake Forest	Oct. 14, 2000
16.	.750 (12-16)	Billy Lothridge	Duke	Nov. 3, 1962
.750 (18-24)	James Stevens	Clemson	Sept. 29, 1973	
.750 (15-20)	Shawn Jones	Georgia	Dec. 1, 1990	
.750 (18-24)	Joe Hamilton	Wake Forest	Sept. 14, 1996	
20.	.741 (20-27)	George Godsey	Wake Forest	Nov. 17, 2001

**MOST COMPLETIONS WITHOUT AN INTERCEPTION**

NO.	PLAYER	OPPONENT	DATE	
1.	35	George Godsey	Clemson	Oct. 28, 2000
2.	29	George Godsey	Virginia	Nov. 9, 2000
3.	28	A.J. Suggs	Maryland	Oct. 17, 2002
4.	26	A.J. Suggs	Virginia	Oct. 26, 2002
5.	25	Shawn Jones	Virginia	Sept. 19, 1992
6.	24	Donnie Davis	NC State	Oct. 23, 1993
24	Tommy Luginbill	North Carolina	Oct. 8, 1994	
24	George Godsey	NC State	Oct. 20, 2001	
24	Reggie Ball	NC State	Oct. 4, 2003	
24	Reggie Ball	North Carolina	Sept. 10, 2005	
11.	23	Joe Hamilton	Duke	Oct. 16, 1999
23	George Godsey	Stanford	Dec. 27, 2001	
13.	22	Joe Hamilton	Duke	Nov. 15, 1997
22	Joe Hamilton	Florida State	Sept. 11, 1999	
22	Reggie Ball	Connecticut	Nov. 13, 2004	
22	Taylor Bennett	Maryland	Oct. 6, 2007	

**MOST INTERCEPTIONS THROWN**

INT	PLAYER	OPPONENT	DATE	
1.	5	Jerry Priestley	Tennessee	Nov. 7, 1964
5	Eddie McAshan	Rice	Sept. 30, 1972	
3.	4	Stanley Gann	Auburn	Oct. 15, 1960
4	Marvin Hoffman	Tennessee	Oct. 11, 1969	
4	Eddie McAshan	Tennessee	Oct. 10, 1970	
4	James Stevens	South Carolina	Sept. 15, 1973	
4	Michael Kelley	Alabama	Sept. 8, 1979	
4	Michael Kelley	Georgia	Nov. 24, 1979	
4	Joel Peoples	Auburn	Oct. 18, 1980	
4	Darrell Gast	Wake Forest	Nov. 21, 1987	
4	Demarius Bilbo	Fresno State	Dec. 31, 2002	
4	Taylor Bennett	Virginia Tech	Nov. 1, 2007	
4	Jeff Sims	Syracuse	Sept. 26, 2020	
14.	3	40 times		

**MOST PASSING YARDS**

YDS	PLAYER	OPPONENT	DATE	
1.	486	George Godsey	Virginia	Nov. 10, 2001
2.	454	George Godsey	Clemson	Oct. 28, 2000
3.	416	Darrell Gast	Duke	Oct. 31, 1987
4.	387	Joe Hamilton	Florida State	Sept. 11, 1999
387	Joe Hamilton	Maryland	Sept. 30, 1999	
6.	371	Eddie McAshan	Rice	Sept. 30, 1972
7.	361	Michael Kelley	Navy	Nov. 17, 1979
8.	354	George Godsey	Maryland	Nov. 18, 2000
9.	341	Joe Hamilton	Georgia	Nov. 27, 1999
10.	337	Joe Hamilton	Virginia	Nov. 8, 1997
11.	333	Michael Kelley	Georgia	Nov. 29, 1980
333	George Godsey	Wake Forest	Oct. 14, 2000	
13.	326	Taylor Bennett	West Virginia	Jan. 1, 2007
14.	324	Joe Hamilton	Duke	Oct. 16, 1999
15.	323	George Godsey	Virginia	Nov. 9, 2000
16.	322	Joe Hamilton	Clemson	Nov. 13, 1999
17.	320	George Godsey	Maryland	Oct. 11, 2001
320	Reggie Ball	North Carolina	Sept. 10, 2005	
19.	319	Kim King	Virginia	Nov. 13, 1965
20.	317	Rick Strom	Citadel	Sept. 12, 1987

**HIGHEST PASS EFFICIENCY (MINIMUM 10 PASS ATTEMPTS)**

EFF	PLAYER	OPPONENT	DATE	
1.	312.80	Tevin Washington	Western Carolina	Sept. 1, 2011
[8-13, 271, 3 TD]				
2.	289.80	Joshua Nesbitt	Duke	Nov. 14, 2009
[6-10, 195, 2 TD]				
3.	276.94	Justin Thomas	Duke	Oct. 29, 2016
[10-14, 264, 2 TD]				
4.	275.25	Justin Thomas	Wofford	Aug. 30, 2014
[11-15, 282, 2 TD]				
5.	272.25	George Godsey	Wake Forest	Oct. 14, 2000
[16-21, 333, 4 TD]				
6.	270.83	Joe Hamilton	Florida State	Sept. 11, 1999
[22-25, 387, 4 TD]				
7.	261.74	Joshua Nesbitt	Mississippi State	Oct. 3, 2009
[11-14, 266, 1 TD]				
8.	252.93	Rick Strom	The Citadel	Sept. 12, 1987
[11-18, 317, 3 TD, 1 INT]				
9.	245.30	George Godsey	The Citadel	Sept. 1, 2001
[14-16, 222, 2 TD]				
10.	244.70	Tevin Washington	Duke	Nov. 17, 2012
[6-10, 102, 3 TD]				

**MOST TOUCHDOWNS SCORED BY PASSING**

TD	PLAYER	OPPONENT	DATE	
1.	5	Eddie McAshan	Rice	Sept. 30, 1972
	5	Joe Hamilton	Clemson	Nov. 13, 1999
3.	4	Eddie Prokop	Tulane	Nov. 13, 1943
	4	Frank Broyles	Tulane	Nov. 11, 1944
	4	Darrell Crawford	Auburn	Oct. 20, 1951
	4	Shawn Jones	Maryland	Oct. 7, 1989
	4	Shawn Jones	Georgia	Dec. 1, 1990
	4	Tommy Luginbill	Western Carolina	Sept. 10, 1994
	4	Joe Hamilton	Florida State	Sept. 11, 1999
	4	Joe Hamilton	Georgia	Nov. 27, 1999
	4	George Godsey	Wake Forest	Oct. 14, 2000
	4	Reggie Ball	Clemson	Sept. 11, 2004
	4	Reggie Ball	NC State	Nov. 4, 2006
	4	Vad Lee	Duke	Sept. 14, 2013
	4	Justin Thomas	Ga. Southern	Sept. 13, 2014
16.	3	35 times, most recently: Jeff Sims	Duke	Nov. 28, 2020

**LONGEST PASS COMPLETIONS**

YDS	QB/RECEIVER	OPP.	DATE	
1.	96 (t)	Brandon Shaw to Charlie Rogers	UCF	Oct. 26, 1996
2.	90 (t)	Ted Peeples to Drew Hill	Duke	Sept. 9, 1978
3.	88 (t)	Jaybo Shaw to Demaryius Thomas	Duke	Oct. 4, 2008
4.	87 (t)	Darrell Gast to Greg Lester	Duke	Oct. 31, 1987
	87 (t)	Joshua Nesbitt to Embry Peeples	Vanderbilt	Oct. 31, 2009
6.	86 (t)	Tobias Oliver to Qua Searcy	N. Carolina	Nov. 3, 2018
7.	83 (t)	Justin Thomas to Clinton Lynch	N. Carolina	Nov. 5, 2016
	82 (t)	Shawn Jones to Keenan Walker	Maryland	Oct. 12, 1991
	82 (t)	Tevin Washington to Stephen Hill	W. Carolina	Sept. 1, 2011
	82 (t)	Vad Lee to Jeff Greene	Presbyterian	Sept. 8, 2012
11.	81 (t)	Shawn Jones to Bobby Rodriguez	Clemson	Oct. 14, 1989
	81 (t)	Justin Thomas to Marcus Marshall	Vanderbilt	Sept. 17, 2016
13.	80 (t)	Kim King to John Sias	TCU	Sept. 30, 1967
	80 (t)	Mike Kelley to Leon Chadwick	Notre Dame	Oct. 6, 1979
	80 (t)	Donnie Davis to Derrick Steagall	Furman	Sept. 11, 1993
	80 (t)	Graham Stroman to C.J. Williams	Maryland	Oct. 22, 1994
	80 (t)	Joe Hamilton to Dez White	Florida St.	Sept. 11, 1999
	80 (t)	Joe Hamilton to Dez White	Maryland	Sept. 30, 1999
	80 (t)	Reggie Ball to Nate Curry	Syracuse	Dec. 21, 2004
	80 (t)	TaQuon Marshall to R. Jeune	Va. Tech	Nov. 11, 2017
21.	79 (t)	E.M. Holsinger to J.W. Kitzler	Auburn	Oct. 27, 1945
	79	Rick Strom to Steve Davenport	Citadel	Sept. 12, 1987
	79 (t)	Calvin Booker to Jonathan Dwyer	Gardner-Webb	Oct. 11, 2008
	79 (t)	Tevin Washington to Stephen Hill	Duke	Nov. 20, 2010
	79 (t)	Justin Thomas to Charles Perkins	Pittsburgh	Oct. 25, 2014
26.	78 (t)	Ken Bonifay to John Sias	Duke	Nov. 2, 1968
	78 (t)	Shawn Jones to William Bell	Chattanooga	Sept. 22, 1990
28.	77 (t)	Eddie McAshan to Jimmy Robinson	Mich. St.	Sept. 23, 1972
	77 (t)	Tommy Luginbill to Omar Cassidy	N. Carolina	Oct. 8, 1994
	77 (t)	Tevin Washington to Stephen Hill	W. Carolina	Sept. 1, 2011
	77 (t)	Matthew Jordan to Clinton Lynch	Vanderbilt	Sept. 17, 2016
32.	76 (t)	Shawn Jones to Greg Lester	Georgia	Sept. 19, 1991
	76 (t)	Joshua Nesbitt to Demaryius Thomas	Georgia	Nov. 28, 2009
34.	75	Donnie Davis to Dorsey Levens	Baylor	Nov. 6, 1993
	75 (t)	Joshua Nesbitt to Demaryius Thomas	Duke	Nov. 14, 2009

**ACC GAMES**

YDS	QB/RECEIVER	OPP.	DATE	
1.	88 (t)	Jaybo Shaw to Demaryius Thomas	Duke	Oct. 4, 2008
2.	87 (t)	Darrell Gast to Greg Lester	Duke	Oct. 31, 1987
3.	86 (t)	Tobias Oliver to Qua Searcy	N. Carolina	Nov. 3, 2018
4.	83 (t)	Justin Thomas to Clinton Lynch	N. Carolina	Nov. 5, 2016
5.	82 (t)	Shawn Jones to Keenan Walker	Maryland	Oct. 12, 1991
6.	81 (t)	Shawn Jones to Bobby Rodriguez	Clemson	Oct. 14, 1989

**RECEIVING**

**MOST PASS RECEPTIONS**

REC	PLAYER	OPPONENT	DATE	
1.	14	John Sias	Navy	Nov. 9, 1968
	14	Stephen Harkey	South Carolina	Sept. 12, 1970
	14	Robert Lavette	Notre Dame	Nov. 7, 1981
	14	Kelly Campbell	Clemson	Oct. 28, 2000
5.	13	Will Glover	Virginia	Nov. 10, 2001
6.	11	Kelly Campbell	Duke	Oct. 16, 1999
7.	10	Jerry Mays	Wake Forest	Nov. 12, 1988
	10	Kelly Campbell	Syracuse	Aug. 26, 2001
	10	Kelly Campbell	Stanford	Dec. 27, 2001
	10	Calvin Johnson	NC State	Oct. 6, 2005
	10	Calvin Johnson	Maryland	Oct. 7, 2006
12.	9	22 times, most recently; Demaryius Thomas	Duke	Oct. 4, 2008

**MOST RECEIVING YARDS**

YDS	PLAYER	OPPONENT	DATE	
1.	243	Dez White	Virginia	Oct. 17, 1998
2.	230	Demaryius Thomas	Duke	Oct. 4, 2008
3.	223	Derrick Steagall	Virginia	Nov. 8, 1997
4.	215	Dez White	Maryland	Sept. 30, 1999
5.	209	Kelly Campbell	Clemson	Oct. 28, 2000
6.	203	Kris Kentera	Navy	Nov. 17, 1979
	203	Kelly Campbell	North Carolina	Oct. 9, 1999
8.	198	John Sias	Navy	Nov. 9, 1968
9.	194	Jonathan Smith	Wake Forest	Oct. 11, 2003
10.	193	Greg Lester	Duke	Oct. 31, 1987
	193	Kelly Campbell	Syracuse	Aug. 26, 2001
12.	190	Kelly Campbell	Duke	Oct. 16, 1999
13.	186	Calvin Johnson	West Virginia	Jan. 1, 2007
14.	181	Stephen Hill	Western Carolina	Sept. 1, 2011
15.	176	Jason McGill	Maryland	Oct. 10, 1992
16.	174	Demaryius Thomas	Mississippi State	Oct. 3, 2009
17.	172	Will Glover	Virginia	Nov. 10, 2001
18.	171	Craig Baynham	Virginia	Nov. 13, 1965
	171	Dez White	North Carolina	Sept. 26, 1998
20.	170	Jonathan Smith	Clemson	Sept. 20, 2003

**MOST TOUCHDOWNS SCORED BY RECEIVING**

TD	PLAYER	OPPONENT	DATE	
1.	4	Buck Martin	Auburn	Oct. 20, 1951
2.	3	Craig Baynham	Duke	Oct. 30, 1965
	3	Kris Kentera	Navy	Nov. 17, 1979
	3	Jason McGill	Maryland	Oct. 10, 1992
	3	Dez White	Virginia	Oct. 17, 1998
	3	Calvin Johnson	Clemson	Sept. 11, 2004

**TOTAL OFFENSE/SCORING**

**MOST OFFENSIVE PLAYS**

NO.	PLAYER	OPPONENT	DATE	
1.	68	Larry Good	Tennessee	Oct. 12, 1968
2.	65	Reggie Ball	NC State	Oct. 6, 2005
3.	63	George Godsey	Clemson	Oct. 28, 2000
	63	George Godsey	Virginia	Nov. 10, 2001
5.	62	Joe Hamilton	Miami	Jan. 1, 2000
6.	57	Shawn Jones	Georgia	Nov. 28, 1992
7.	56	Kim King	Georgia	Nov. 27, 1965
	56	Reggie Ball	Clemson	Sept. 20, 2003
	56	Reggie Ball	Clemson	Sept. 11, 2004
	56	Reggie Ball	Duke	Nov. 8, 2003
10.	55	Tommy Luginbill	Virginia	Oct. 15, 1994
11.	54	George Godsey	Maryland	Oct. 11, 2001



54	Reggie Ball	North Carolina	Sept. 10, 2005
14.	53 TaQuon Marshall	Tennessee	Sept. 4, 2017
53	Joe Hamilton	Maryland	Nov. 11, 1996
53	Joe Hamilton	Georgia	Nov. 29, 1997
53	A.J. Suggs	Florida State	Nov. 9, 2002
53	Reggie Ball	NC State	Oct. 4, 2003
19.	52 Jeff Sims	UCF	Sept. 19, 2020
20.	51 TaQuon Marshall	Virginia	Nov. 4, 2017
51	Michael Kelley	Duke	Nov. 3, 2019
51	Rick Strom	North Carolina	Sept. 19, 1987
51	Shawn Jones	Virginia	Sept. 19, 1992
51	Joe Hamilton	Wake Forest	Nov. 20, 1999
51	George Godsey	NC State	Sept. 21, 2000
51	Tevin Washington	Maryland	Oct. 8, 2011

97	(ir) Jamal Lewis	Samford	Sept. 9, 2006
97	(kr) Jamal Golden	BYU	Oct. 27, 2012
13.	96 (p) Brandon Shaw to Charlie Rogers	UCF	Oct. 26, 1996
	96 (kr) J.J. Green	Pittsburgh	Oct. 8, 2016
15.	95 (pr) Randy Rhino	S. Carolina	Sept. 16, 1972
	95 (kr) Cory Collier	Duke	Oct. 29, 1983
	95 (kr) Gary Lee	Georgia	Nov. 30, 1985
	95 (ir) Ken Swilling	NC State	Nov. 9, 1989
	95 (kr) Dez White	Duke	Sept. 15, 1997
	95 (r) Orwin Smith	Kansas	Sept. 17, 2011
	95 (ir) Tyler Marcordes	Elon	Aug. 31, 2013
	<b>95 (ir) Juanyeh Thomas</b>	<b>Louisville</b>	<b>Oct. 5, 2018</b>
23.	93 (kr) Billy Williamson	Tennessee	Nov. 5, 1960
	93 (kr) Gerry Bussell	Tulane	Oct. 27, 1962
25.	91 (kr) Lester Simerville	Duke	Oct. 26, 1957
26.	90 (p) Ted Peebles to Drew Hill	Tulane	Sept. 9, 1978
	90 (fr) Kofi Smith	Wake Forest	Nov. 21, 1998
28.	88 (r) Jonathan Dwyer	Miss. State	Sept. 20, 2008
	88 (p) Jaybo Shaw to Demaryius Thomas	Duke	Oct. 4, 2008
30.	87 (p) Darrell Gast to Greg Lester	Duke	Oct. 31, 1987
	87 (p) Joshua Nesbitt to Embry Peoples	Vanderbilt	Oct. 31, 2009

**MOST TOTAL OFFENSE YARDS**

YDS	PLAYER	OPPONENT	DATE
1.	477 George Godsey	Virginia	Nov. 10, 2001
2.	474 Joe Hamilton	Maryland	Sept. 30, 1999
3.	459 Justin Thomas	Duke	Oct. 29, 2016
4.	450 George Godsey	Clemson	Oct. 28, 2000
5.	435 Joe Hamilton	Georgia	Nov. 27, 1999
6.	412 Darrell Gast	Duke	Oct. 31, 1987
7.	410 Joe Hamilton	Clemson	Nov. 13, 1999
8.	405 Joe Hamilton	Florida State	Sept. 11, 1999
9.	387 Joe Hamilton	Duke	Oct. 16, 1999
10.	376 Michael Kelley	Navy	Nov. 17, 1979
11.	369 TaQuon Marshall	Tennessee	Sept. 4, 2017
12.	368 Joe Hamilton	Virginia	Nov. 8, 1997
13.	367 Reggie Ball	NC State	Oct. 6, 2005
14.	365 Eddie McAshan	Rice	Sept. 30, 1972
15.	364 Joe Hamilton	NC State	Oct. 11, 1997
16.	362 Joe Hamilton	North Carolina	Sept. 26, 1998
17.	357 George Godsey	Maryland	Nov. 18, 2000
18.	356 Eddie Lee Ivery	Air Force	Nov. 11, 1978
	356 Joe Hamilton	West Virginia	Dec. 29, 1997
20.	353 Justin Thomas	Wofford	Aug. 30, 2014

**HISTORIC**

YDS	PLAYER	OPPONENT	DATE
1.	102 (kr) Dewey Scarborough	Georgetown	Nov. 15, 1919
2.	92 (pr) Everett Strupper	Mercer	Sept. 30, 1916
	92 (pr) Pat Barron	Pennsylvania	Nov. 14, 1931

**ACC GAMES**

YDS	PLAYER	OPPONENT	DATE
1.	100 (kr) Jamal Golden	N. Carolina	Nov. 10, 2012
	100 (kr) Dez White	Maryland	Oct. 31, 1998
3.	99 (kr) Gary Lee	NC State	Oct. 11, 1986
4.	96 (kr) J.J. Green	Pittsburgh	Oct. 8, 2016
5.	95 (kr) Dez White	Duke	Nov. 15, 1997
	95 (ir) Ken Swilling	NC State	Sept. 9, 1989
	95 (kr) Cory Collier	Duke	Oct. 29, 1983
	<b>95 (ir) Juanyeh Thomas</b>	<b>Louisville</b>	<b>Oct. 5, 2018</b>

**MOST TOUCHDOWNS SCORED**

TD	PLAYER	OPPONENT	DATE
1.	5 TaQuon Marshall	Tennessee	Sept. 4, 2017
2.	4 Buck Martin	Auburn	Oct. 20, 1951
	4 George Maloof	Georgia	Dec. 1, 1951
	4 Robert Lavette	Virginia	Nov. 6, 1982
	4 C.J. Williams	NC State	Nov. 11, 1995
	4 Joe Burns	North Carolina	Sept. 30, 2000
	4 Tony Hollings	Connecticut	Sept. 7, 2002
	4 P.J. Daniels	Tulsa	Jan. 4, 2004
	4 Tevin Washington	Middle Tenn.	Sept. 29, 2012
10.	3 62 times, most recently:		
	<b>Tobias Oliver</b>	<b>Virginia Tech</b>	<b>Oct. 25, 2018</b>
	<b>Jordan Mason</b>		

**PUNTING**

**MOST PUNTS**

P	PLAYER	OPPONENT	DATE
1.	13 Pressley Harvin III	Georgia	Nov. 30, 2019
2.	12 Chip Pallman	Notre Dame	Nov. 14, 1970
	12 Sean McDevitt	Clemson	Sept. 26, 1987
	12 Rodney Williams	Florida State	Oct. 18, 1997
5.	11 Tommy Chapman	Clemson	Oct. 7, 1967
	11 Harper Brown	Notre Dame	Nov. 8, 1975
	11 Jeff Pierce	North Carolina	Oct. 4, 1980
	11 Ben Arndt	Virginia Tech	Sept. 24, 2005
	10 Jerry Priestley	Tulane	Oct. 24, 1964
	10 Jerry Priestley	Vanderbilt	Sept. 18, 1965
	10 Tommy Chapman	Notre Dame	Nov. 18, 1967
	10 Tommy Chapman	USC	Oct. 25, 1969
	10 Chip Pallman	Miami	Sept. 26, 1970
	10 Jeff Pierce	Florida	Sept. 20, 1980
	10 Jeff Pierce	Notre Dame	Nov. 8, 1980
	10 Jeff Pierce	Notre Dame	Nov. 7, 1981
	10 Ron Rice	Auburn	Oct. 16, 1982
	10 Mike Snow	Chattanooga	Nov. 9, 1985
	10 Sean McDevitt	Chattanooga	Sept. 10, 1988
	10 William Weaver	Clemson	Sept. 28, 1991
	10 Ben Arndt	Clemson	Sept. 11, 2004
	10 Durant Brooks	Boston College	Sept. 15, 2007

**LONGEST TOUCHDOWN SCORED**

YDS	PLAYER	OPPONENT	DATE
1.	100 (ir) Frank Broyles	Clemson	Sept. 30, 1944
	100 (ir) Jeff Ford	Notre Dame	Nov. 15, 1969
	100 (kr) Drew Hill	Georgia	Dec. 2, 1978
	100 (kr) Dez White	Maryland	Oct. 31, 1998
	100 (kr) Jamal Golden	N. Carolina	Nov. 10, 2012
	<b>100 (kr) Juanyeh Thomas</b>	<b>Georgia</b>	<b>Nov. 24, 2018</b>
7.	99 (ir) Bill Eastman	Tulane	Oct. 22, 1966
	99 (kr) Gary Lee	NC State	Oct. 11, 1986
9.	97 (kr) Eddie Lee Ivery	Notre Dame	Nov. 5, 1977
	97 (kr) Drew Hill	Auburn	Oct. 21, 1978



**MOST PUNT YARDS**

YDS	PLAYER	OPPONENT	DATE
1. 587	Pressley Harvin III	Georgia	Nov. 30, 2019
2. 553	Rodney Williams	Florida State	Oct. 18, 1997
3. 505	Sean McDevitt	Clemson	Sept. 26, 1987
4. 464	Ben Arndt	Virginia Tech	Sept. 24, 2005
5. 454	Ron Rice	Auburn	Oct. 16, 1982
6. 453	Durant Brooks	Boston College	Sept. 15, 2007
7. 443	Chip Pallman	Notre Dame	Nov. 14, 1970
8. 440	Jeff Pierce	North Carolina	Oct. 4, 1980
9. 435	Pressley Harvin III	Clemson	Oct. 17, 2020
10. 434	Jeff Pierce	Notre Dame	Nov. 7, 1981
434	Pressley Harvin III	Virginia Tech	Nov. 16, 2019
12. 422	Pressley Harvin III	Clemson	Oct. 28, 2017
13. 420	Ben Arndt	Clemson	Sept. 11, 2004
14. 412	Harper Brown	Notre Dame	Nov. 8, 1975
16. 411	Jeff Pierce	Florida	Sept. 20, 1980
17. 408	Jeff Pierce	Notre Dame	Nov. 8, 1980
18. 406	Chris Morehouse	UCF	Sept. 2, 2000
19. 405	Tommy Chapman	Clemson	Oct. 7, 1967
405	Jeff Pierce	Navy	Nov. 15, 1980

**HIGHEST PUNT AVERAGE** [MINIMUM 2 PUNTS]

AVG	PLAYER	OPPONENT	DATE
1. 65.5	Michael Kelley	Alabama	Sept. 8, 1979
2. 60.0	Durant Brooks	North Carolina	Nov. 17, 2007
3. 55.5	Dan Dyke	Clemson	Sept. 29, 2001
4. 55.0	Rodney Williams	Boston College	Oct. 4, 1997
5. 54.5	Rodney Williams	Duke	Nov. 15, 1997
54.5	Dan Dyke	Duke	Oct. 16, 1999
7. 52.7	Rodney Williams	NC State	Oct. 11, 1997
8. 52.5	Sean Poole	Duke	Sept. 14, 2013
9. 52.2	Ryan Rodwell	Virginia	Nov. 19, 2016
10. 52.0	Jason Bender	NC State	Oct. 1, 1994
52.0	Sean Poole	Middle Tennessee	Sept. 10, 2011
12. 51.8	Rodney Williams	Florida State	Oct. 24, 1998
13. 51.7	Chandler Anderson	Duke	Nov. 14, 2009
51.7	Ryan Rodwell	Georgia	Nov. 26, 2016
15. 51.5	Pressley Harvin III	Wake Forest	Oct. 21, 2017
16. 51.4	Pressley Harvin III	Duke	Oct. 12, 2019
17. 51.2	Pressley Harvin III	UCF	Sept. 19, 2020
18. 51.0	James Brantley	Auburn	Oct. 19, 1957
51.0	Joe Delaney	Duke	Nov. 1, 1958
51.0	Chick Graning	Auburn	Oct. 21, 1961
51.0	Chandler Anderson	Jacksonville State	Sept. 5, 2009
51.0	Pressley Harvin III	Boston College	Oct. 24, 2020
51.0	Pressley Harvin III	Pitt	Dec. 10, 2020

**LONGEST PUNTS**

YDS	PLAYER	OPPONENT	DATE
1. 80	Dave Davis	Army	Nov. 8, 1952
80	Mike Kelley	Alabama	Sept. 8, 1979
3. 78	Ben Arndt	Miami	Nov. 19, 2005
4. 77	Gerald Burch	Clemson	Nov. 8, 1958
77	Rodney Williams	Virginia	Oct. 5, 1996
77	Durant Brooks	North Carolina	Nov. 17, 2007
7. 72	Joe Delany	Tennessee	Oct. 11, 1958
8. 71	Chris Morehouse	Georgia	Nov. 24, 2001
9. 70	Charlie Mason	Florida	Nov. 23, 1957
70	Tommy Chapman	Miami	Nov. 10, 1967
70	Tommy Chapman	Notre Dame	Nov. 18, 1967
70	Pressley Harvin III	UCF	Sept. 19, 2020
13. 69	Joe Delany	SMU	Oct. 25, 1958
69	Ben Smith	Florida	Oct. 1, 1960
15. 68	Ben Smith	Clemson	Oct. 3, 1959

68	Jeff Pierce	Tennessee	Oct. 11, 1980
68	Dan Dyke	Florida State	Sept. 9, 2000
18. 67	Jason Bender	Stanford	Dec. 25, 1991
19. 66	Kenneth Owen	Duke	Nov. 3, 1956
66	Robert Dover	SMU	Sept. 28, 1957
66	Harper Brown	Clemson	Sept. 27, 1975
66	Ted Peebles	South Carolina	Sept. 10, 1977
66	Durant Brooks	Army	Oct. 20, 2007
66	Sean Poole	Duke	Sept. 14, 2013

**HISTORIC**

YDS	PLAYER	OPPONENT	DATE
1. 85	Buck Flowers	Davidson	Oct. 9, 1920
2. 80	Robert Parham	Georgia	Nov. 13, 1926

**FIELD GOALS**

**MOST FIELD GOALS**

FG	PLAYER	OPPONENT	DATE
1. 5	Ron Rice	The Citadel	Sept. 18, 1982
2. 4	Cam Bonifay	Navy	Nov. 17, 1973
4	Scott Sisson	Florida State	Oct. 17, 1992
4	Luke Manget	Clemson	Sept. 29, 2001
4	Travis Bell	Notre Dame	Sept. 1, 2007
4	Scott Blair	Clemson	Dec. 5, 2009
4	Harrison Butker	Kentucky	Dec. 31, 2016
4	Wesley Wells	Virginia	Nov. 17, 2018
9. 3	34 times, most recently: Harrison Butker	Virginia Tech	Nov. 12, 2016

**MOST FIELD GOAL ATTEMPTS**

FGA	PLAYER	OPPONENT	DATE
1. 7	Luke Manget	NC State	Oct. 20, 2001
2. 5	Thomas Wells	Duke	Nov. 1, 1958
5	Ron Rice	The Citadel	Sept. 18, 1982
5	Tyler Jarrett	Clemson	Sept. 25, 1993
5	David Frakes	Wake Forest	Sept. 14, 1996
5	Brad Chambers	Maryland	Oct. 31, 1998
5	Travis Bell	Notre Dame	Sept. 1, 2007
8. 4	29 times, most recently: Wesley Wells	Virginia	Nov. 17, 2018

**LONGEST FIELD GOALS**

YDS	PLAYER	OPPONENT	DATE
1. 55	E.O. Wheeler	VMI	Nov. 10, 1973
55	Ron Rice	The Citadel	Sept. 18, 1982
55	David Bell	Georgia	Nov. 29, 1986
4. 54	Johnny Duncan	Clemson	Oct. 4, 1969
54	E.O. Wheeler	Auburn	Oct. 19, 1974
54	Ron Rice	Duke	Oct. 29, 1983
7. 53	Dave Frakes	Virginia	Oct. 5, 1996
53	Harrison Butker	Georgia	Nov. 29, 2014
53	Harrison Butker	Florida State	Oct. 24, 2015
10. 52	E.O. Wheeler	VMI	Nov. 10, 1973
52	Thomas Palmer	North Carolina	Sept. 19, 1987
52	Harrison Butker	Duke	Sept. 26, 2015
52	Harrison Butker	Kentucky	Dec. 31, 2016
14. 51	David Bell	Furman	Sept. 13, 1986
51	Scott Sisson	Penn State	Aug. 28, 1991
51	Scott Sisson	Georgia	Nov. 30, 1991
51	Scott Sisson	Florida State	Oct. 17, 1992
51	Luke Manget	Virginia	Nov. 10, 2001
51	Travis Bell	Virginia	Sept. 22, 2007
20. 50	Scott Sisson	Clemson	Sept. 26, 1992
50	Luke Manget	NC State	Sept. 21, 2000
50	Luke Manget	NC State	Oct. 20, 2001



**LONGEST FIELD GOAL ATTEMPTS**

YDS	PLAYER	OPPONENT	DATE
1. 64	Ron Rice	Auburn	Oct. 16, 1982
2. 63	E.O. Whealler	VMU	Nov. 10, 1973
3. 62	Travis Bell	Georgia	Nov. 24, 2007
4. 60	Chris Leone	Virginia	Oct. 15, 1994
5. 59	E.O. Whealler	VMU	Nov. 10, 1973
59	Kyle Belcher	Miami	Oct. 2, 2004
7. 57	Robert Jobson	Rice	Sept. 30, 1972
57	E.O. Whealler	Navy	Nov. 18, 1972
57	Scott Sisson	Duke	Oct. 27, 1990
10. 56	Ron Rice	North Carolina	Oct. 3, 1981
11. 55	E.O. Whealler	Auburn	Oct. 20, 1973
55#	E.O. Whealler	VMU	Nov. 10, 1973
55#	Ron Rice	Citadel	Sept. 18, 1982
55	David Bell	North Carolina	Oct. 4, 1986
55#	David Bell	Georgia	Nov. 29, 1986
55	Harrison Butker	Georgia	Nov. 28, 2015

# = Good

**KICK RETURNS**

**MOST KICKOFF RETURNS**

KR	PLAYER	OPPONENT	DATE
1. 8	Nathan Cottrell	Virginia	Nov. 4, 2017
2. 7	Drew Hill	Notre Dame	Nov. 5, 1977
7	Richard Hills	Duke	Oct. 31, 1987
7	Dez White	Virginia	Nov. 6, 1999
7	Kenny Scott	Virginia	Nov. 22, 2003
7	Jamal Golden	North Carolina	Nov. 10, 2012
7. 6	Drew Hill	Georgia	Nov. 27, 1975
6	Drew Hill	Duke	Oct. 29, 1977
6	Richard Hills	Clemson	Sept. 26, 1987
6	Howard Edwards	Duke	Oct. 28, 1989
6	Kevin Tisdell	Virginia	Nov. 3, 1990
6	Kevin Tisdell	Penn State	Aug. 28, 1991
6	Dez White	Clemson	Nov. 13, 1999
6	Kelly Campbell	Georgia	Nov. 24, 2001
6	P.J. Daniels	Georgia	Nov. 30, 2002
6	Jamaal Evans	Georgia	Nov. 24, 2007
6	Jamaal Evans	Fresno State	Dec. 31, 2007
6	Orwin Smith	Clemson	Dec. 5, 2009
6	Daniel McKayhan	NC State	Sept. 25, 2010
6	B.J. Bostic	Miami	Nov. 13, 2010
6	B.J. Bostic	Georgia	Nov. 27, 2010
6	Orwin Smith	Miami	Sept. 22, 2012
6	Nathan Cottrell	Miami	Oct. 14, 2017
<b>6</b>	<b>Juanyeh Thomas</b>	<b>USF</b>	<b>Sept. 8, 2018</b>

**MOST KICKOFF RETURN YARDS**

YDS	PLAYER	OPPONENT	DATE
1. 230	Jamal Golden	at North Carolina	Nov. 10, 2012
2. 184	Howard Edwards	Duke	Oct. 28, 1989
3. 178	Nathan Cottrell	Virginia	Nov. 4, 2017
4. 174	Jamal Golden	BYU	Oct. 27, 2012
5. 167	Kevin Tisdell	Duke	Oct. 27, 1990
6. 166	Drew Hill	Georgia	Nov. 27, 1975
7. 157	Dez White	Virginia	Nov. 6, 1999
8. 156	Dez White	Maryland	Oct. 31, 1998
9. 154	Kenny Scott	NC State	Oct. 4, 2003
10. 152	Richard Hills	Duke	Oct. 31, 1987
152	Kevin Tisdell	South Carolina	Oct. 19, 1991
12. 151	J.J. Green	Pittsburgh	Oct. 8, 2016
13. 149	Drew Hill	Duke	Oct. 29, 1977
149	Richard Hills	Clemson	Sept. 26, 1987
15. 147	Drew Hill	Notre Dame	Nov. 5, 1977

16. 146	Kenny Scott	Virginia	Nov. 22, 2003
17. 141	Dez White	Duke	Nov. 15, 1997
18. 140	Kevin Tisdell	Clemson	Oct. 13, 1990
140	Jamal Golden	Wofford	Aug. 30, 2014
20. 139	Orwin Smith	Duke	Nov. 14, 2009

**HIGHEST KICKOFF RETURN AVERAGE (MINIMUM 2 RETURNS)**

AVG	PLAYER	OPPONENT	DATE
1. 59.5	Jamal Golden	Duke	Oct. 11, 2014
2. 58.5	Drew Hill	Georgia	Dec. 2, 1978
3. 57.5	Drew Hill	Auburn	Oct. 21, 1978
4. 55.0	Correy Earls	Samford	Sept. 8, 2007
5. 52.0	Dez White	Maryland	Oct. 31, 1998
6. 51.3	Kenny Scott	NC State	Oct. 4, 2003
<b>7. 48.0</b>	<b>Tobias Oliver</b>	<b>The Citadel</b>	<b>Sept. 10, 2019</b>
8. 46.7	Kevin Tisdell	Clemson	Oct. 13, 1990
<b>9. 46.5</b>	<b>Jahmyr Gibbs</b>	<b>UCF</b>	<b>Sept. 19, 2020</b>
10. 46.3	Orwin Smith	Duke	Nov. 14, 2009
11. 45.0	Howard Edwards	W. Carolina	Nov. 4, 1989
12. 44.7	Cory Collier	Duke	Oct. 29, 1983
13. 41.8	Kevin Tisdell	Duke	Oct. 27, 1990
14. 40.0	P.J. Daniels	Wake Forest	Oct. 5, 2002
40.0	Lynn Griffin	Virginia	Oct. 26, 2013
16. 39.3	Lethon Flowers	North Carolina	Oct. 8, 1994
17. 38.5	Orwin Smith	Middle Tenn.	Sept. 29, 2012
18. 38.3	Charlie Rogers	Navy	Nov. 23, 1996
38.3	Tony Zenon	Maryland	Oct. 8, 2011
20. 38.0	Charlie Rogers	Virginia	Nov. 8, 1997

**LONGEST KICKOFF RETURNS**

YDS	PLAYER	OPPONENT	DATE
1. 100 (f)	Drew Hill	Georgia	Dec. 2, 1978
100 (f)	Dez White	Maryland	Oct. 31, 1998
100 (f)	Jamal Golden	North Carolina	Nov. 10, 2012
<b>100 (f)</b>	<b>Juanyeh Thomas</b>	<b>Georgia</b>	<b>Nov. 24, 2018</b>
5. 99 (f)	Gary Lee	NC State	Oct. 11, 1986
6. 97 (f)	Eddie Lee Ivery	Notre Dame	Nov. 5, 1977
97 (f)	Drew Hill	Auburn	Oct. 21, 1978
97 (f)	Jamal Golden	BYU	Oct. 27, 2012
9. 96 (f)	J.J. Green	Pittsburgh	Oct. 8, 2016
10. 95	Cory Collier	Duke	Oct. 29, 1983
95 (f)	Gary Lee	Georgia	Nov. 30, 1985
95 (f)	Dez White	Duke	Nov. 15, 1997
13. 93 (f)	Billy Williamson	Tennessee	Nov. 5, 1960
93 (f)	Gerry Bussell	Tulane	Oct. 27, 1962
15. 91 (f)	Lester Simerville	Tulane	Oct. 26, 1957
16. 90	Kenny Scott	NC State	Oct. 4, 2003
17. 87	Kevin Tisdell	Clemson	Oct. 13, 1990
18. 85 (f)	Kevin Tisdell	Duke	Oct. 27, 1990
19. 83	Orwin Smith	Duke	Nov. 14, 2009
20. 79	Tony Zenon	Maryland	Oct. 8, 2011

**HISTORIC**

YDS	PLAYER	OPPONENT	DATE
1. 102 (f)	Dewey Scarborough	Georgetown	Nov. 15, 1919

**ACC GAMES**

YDS	PLAYER	OPPONENT	DATE
1. 100 (f)	Dez White	Maryland	Oct. 31, 1998
100 (f)	Jamal Golden	North Carolina	Nov. 10, 2012
3. 99 (f)	Gary Lee	NC State	Oct. 11, 1986
4. 96 (f)	J.J. Green	Pittsburgh	Oct. 8, 2016
5. 95	Cory Collier	Duke	Oct. 29, 1983
95 (f)	Dez White	Duke	Nov. 15, 1997

**PUNT RETURNS**

**MOST PUNT RETURNS**

PR	PLAYER	OPPONENT	DATE
1. 9	Kelley Rhino	The Citadel	Sept. 1, 2001
2. 8	Kelley Rhino	Duke	Oct. 6, 2001
8	Kelley Rhino	Florida State	Nov. 9, 2002
8	Kelley Rhino	Duke	Nov. 16, 2002
5. 7	Nathan Perryman	Virginia	Oct. 5, 1996
7	Charlie Rogers	North Carolina	Sept. 26, 1998
7	Marvious Hester	UCF	Sept. 2, 2000
8. 6	18 times, most recently: Tyler Melton	Gardner-Webb	Oct. 11, 2008

**MOST PUNT RETURN YARDS**

YDS	PLAYER	OPPONENT	DATE
1. 149	Gerry Bussell	Auburn	Oct. 20, 1962
2. 136	Randy Rhino	South Carolina	Sept. 16, 1972
3. 120	Mike Wysong	Florida State	Sept. 19, 1970
4. 117	Charlie Rogers	Virginia	Oct. 17, 1998
5. 111	Kelley Rhino	North Carolina	Nov. 1, 2001
6. 110	Kelley Rhino	Vanderbilt	Aug. 31, 2002
7. 106	Willie Clay	North Carolina	Oct. 26, 1991
8. 101	Michael Smith	Duke	Oct. 31, 1992
9. 107	Johnny Menger	Auburn	Oct. 20, 1956
10. 96	Jeff Ford	Clemson	Oct. 2, 1971
11. 94	James Brown	Vanderbilt	Sept. 24, 1966
12. 87	Riccardo Ingram	VMI	Nov. 8, 1986
87	Jerrard Tarrant	Jacksonville St.	Sept. 5, 2009
14. 86	Bill Eastman	Navy	Oct. 23, 1965
86	James Brown	Navy	Oct. 23, 1965
16. 85	Jerrard Tarrant	Clemson	Sept. 10, 2009
17. 84	Jack Westbrook	Tennessee	Oct. 23, 1982
84	Jonathan Smith	Virginia	Nov. 22, 2003
84	Jamal Golden	Miami	Sept. 22, 2012
20. 83	Tyler Evans	Samford	Sept. 8, 2007

**HIGHEST PUNT RETURN AVERAGE (MINIMUM 2 RETURNS)**

AVG	PLAYER	OPPONENT	DATE
1. 68.0	Randy Rhino	South Carolina	Sept. 16, 1972
2. 48.5	Johnny Menger	Auburn	Oct. 20, 1956
3. 42.0	Jamal Golden	Miami	Sept. 22, 2012
42.0	Jonathan Smith	Virginia	Nov. 22, 2003
5. 39.0	James Brown	Vanderbilt	Sept. 18, 1965
6. 37.5	Jonathan Smith	North Carolina	Nov. 15, 2003
7. 36.5	Eddie Lee Ivery	The Citadel	Sept. 30, 1978
36.5	Charlie Rogers	Wake Forest	Nov. 21, 1998
9. 33.7	Michael Smith	Duke	Oct. 31, 1992
10. 30.0	Charlie Rogers	Duke	Sept. 26, 1996
11. 29.0	Jerrard Tarrant	Jacksonville State	Sept. 5, 2009
12. 28.7	James Brown	Navy	Oct. 23, 1965
13. 28.0	Jack Westbrook	Tennessee	Oct. 23, 1982
28.0	Jamal Golden	USC	Dec. 31, 2012
15. 27.8	Kelley Rhino	North Carolina	Nov. 1, 2001
16. 27.3	Nathan Perryman	Georgia	Nov. 30, 1996
17. 27.0	Randy Rhino	Boston College	Nov. 11, 1972
18. 26.5	Marvious Hester	Virginia	Nov. 6, 1999
19. 26.3	Riccardo Ingram	Wake Forest	Nov. 22, 1986
20. 25.5	Mike Wysong	Duke	Nov. 1, 1969

**LONGEST PUNT RETURNS**

YDS	PLAYER	OPPONENT	DATE
1. 95 (t)	Randy Rhino	South Carolina	Sept. 16, 1972
2. 87 (t)	Johnny Menger	Auburn	Oct. 20, 1956
86 (t)	Bill Eastman	Navy	Oct. 23, 1965
4. 85 (t)	Jerrard Tarrant	Clemson	Sept. 10, 2009

5. 80 (t)	Jonathan Smith	Virginia	Nov. 22, 2003
6. 78 (t)	James Brown	Vanderbilt	Sept. 18, 1965
7. 77 (t)	Sammy Burke	Navy	Oct. 23, 1965
8. 75 (t)	Jimmy Jordan	Washington & Lee	Oct. 8, 1949
75 (t)	Gerry Bussell	Auburn	Oct. 20, 1962
10. 74 (t)	Frank Nix	Tennessee	Oct. 11, 1958
11. 73 (t)	Jonathan Smith	North Carolina	Nov. 15, 2003
12. 72 (t)	Jack Westbrook	Tennessee	Oct. 23, 1982
72 (t)	Michael Smith	Duke	Oct. 31, 1992
72 (t)	Nathan Perryman	Georgia (thk)	Nov. 30, 1996
15. 71 (t)	Eddie Lee Ivery	The Citadel	Sept. 30, 1978
16. 69 (t)	James Brown	Vanderbilt	Sept. 24, 1966
69	Charlie Rogers	New Mexico State	Sept. 12, 1998
18. 68 (t)	Jerrard Tarrant	Jacksonville State	Sept. 5, 2009
19. 63 (t)	Charlie Rogers	Wake Forest	Nov. 21, 1998
63	Willie Clay	Stanford	Dec. 25, 1991
63 (t)	Giles Smith	Duke	Oct. 29, 1966
22. 61 (t)	Willie Clay	North Carolina	Oct. 26, 1991
23. 59 (t)	James Brown	Auburn	Oct. 15, 1966
24. 58	James Brown	Duke	Oct. 29, 1966
25. 56	Nathan Perryman	Georgia	Nov. 23, 1995
56	Jamal Golden	Miami	Sept. 22, 2012
56	Jamal Golden	USC	Dec. 31, 2012

**HISTORIC**

YDS	PLAYER	OPPONENT	DATE
1. 92 (t)	Pat Barron	Pennsylvania	Nov. 14, 1931
92 (t)	Everett Strupper	Mercer	Sept. 30, 1916

**ACC GAMES**

YDS	PLAYER	OPPONENT	DATE
1. 85 (t)	Jerrard Tarrant	Clemson	Sept. 10, 2009
2. 80 (t)	Jonathan Smith	Virginia	Nov. 22, 2003
3. 73 (t)	Jonathan Smith	North Carolina	Nov. 15, 2003
4. 72 (t)	Michael Smith	Duke	Oct. 31, 1992
5. 63 (t)	Charlie Rogers	Wake Forest	Nov. 21, 1998

**INTERCEPTIONS**

**MOST INTERCEPTIONS**

INT	PLAYER	OPPONENT	DATE
1. 3	Howard Ector	Vanderbilt	Oct. 30, 1937
3	Bobby Moorhead	Auburn	Oct. 18, 1952
3	Bubba Hoats	Georgia	Nov. 29, 1969
3	Randy Rhino	Rice	Sept. 30, 1972
3	Ken Swilling	Boston College	Nov. 25, 1989
3	Brian Wilkins	Florida State	Nov. 2, 1996
7. 2	58 times, most recently: A.J. Gray	North Carolina	Sept. 30, 2017

**MOST INTERCEPTION RETURN YARDS**

YDS	INT	PLAYER	OPPONENT	DATE
1. 100	1	Jeff Ford	Notre Dame	Nov. 15, 1969
2. 99	2	Bill Eastman	Tulane	Oct. 22, 1966
3. 97	1	Jamal Lewis	Samford	Sept. 9, 2006
4. 95	1	Ken Swilling	NC State	Sept. 9, 1989
95	1	Tyler Marcordes	Elon	Aug. 31, 2013
<b>95</b>	<b>1</b>	<b>Juaneyh Thomas</b>	<b>Louisville</b>	<b>Oct. 5, 2018</b>
7. 85	1	Mario Butler	Duke	Nov. 20, 2010
85	1	Jamal Golden	Clemson	Nov. 15, 2014
9. 84	1	Gerry Bussell	Tennessee	Nov. 7, 1964
84	1	Willie Clay	Western Carolina	Nov. 4, 1989
11. 83	1	Mike Williams	Wake Forest	Nov. 17, 1990
12. 78	2	Rick Lewis	Tulane	Oct. 24, 1970
13. 75	1	Dave Beavin	Duke	Oct. 31, 1970
14. 74	1	Quayshawn Nealy	Utah	Dec. 31, 2011



15.	72	3	Ken Swilling	Boston College	Nov. 25, 1989
16.	71	1	Quayshawn Nealy	NC State	Nov. 8, 2014
17.	70	1	Daryl Smith	Georgia	Nov. 25, 2000
18.	68	1	Derrick Shepard	Boston College	Oct. 4, 1997
19.	67	1	Richard Gookin	LSU	Oct. 13, 1956
	67	2	Gary Faulkner	Clemson	Oct. 7, 1972

	14	Calvin Tiggler	Clemson	Oct. 13, 1990
7.	13	Joe Bill Faith	Georgia	Nov. 30, 1968
	13	Joe Harris	Tennessee	Oct. 13, 1973
	13	Lucious Sanford	Auburn	Oct. 18, 1975
	13	Duane Wood	Alabama	Sept. 6, 1980
	13	John Porter	Virginia	Nov. 7, 1987
	13	Jerrelle Williams	Virginia	Sept. 16, 1989
	13	Jamal Cox	Arizona	Sept. 1, 1994
14.	12	20 times, most recent:		
		Jemea Thomas	Virginia	Oct. 26, 2013

**LONGEST INTERCEPTION RETURNS**

YDS	PLAYER	OPPONENT	DATE	
1.	100 (t)	Frank Broyles	Clemson	Sept. 30, 1944
	100 (t)	Jeff Ford	Notre Dame	Nov. 15, 1969
3.	99 (t)	Bill Eastman	Tulane	Oct. 22, 1966
4.	97 (t)	Jamal Lewis	Samford	Sept. 9, 2006
5.	95 (t)	Ken Swilling	NC State	Sept. 9, 1989
	95 (t)	Tyler Marcordes	Louis	Aug. 31, 2013
	<b>95 (t)</b>	<b>Juanyeh Thomas</b>	<b>Louisville</b>	<b>Oct. 5, 2018</b>
8.	85 (t)	Mario Butler	Duke	Nov. 20, 2010
	85 (t)	Jamal Golden	Clemson	Nov. 15, 2014
10.	84 (t)	Gerry Bussell	Tennessee	Nov. 7, 1964
	84	Willie Clay	Western Carolina	Nov. 4, 1989
12.	83 (t)	Mike Williams	Wake Forest	Nov. 17, 1990
13.	75 (t)	Stan Beavers	Duke	Oct. 31, 1970
14.	74 (t)	Quayshawn Nealy	Utah (OT)	Dec. 31, 2011
15.	73 (t)	W.P. McHugh	St. Mary's	Jan. 1, 1947
16.	72 (t)	Ken Swilling	Boston College	Nov. 25, 1989
17.	71	Quayshawn Nealy	NC State	Nov. 8, 2014
18.	70 (t)	Daryl Smith	Georgia	Nov. 25, 2000
19.	68	Derrick Shepard	Boston College	Oct. 4, 1997
20.	67 (t)	Richard Gookin	LSU	Oct. 13, 1956

**HISTORIC**

YDS	PLAYER	OPPONENT	DATE	
1.	85 (t)	Judy Harlan	Washington & Lee	Oct. 20, 1917
	85 (t)	Wilbur Peterson	North Carolina	Nov. 7, 1931

**ACC GAMES**

YDS	PLAYER	OPPONENT	DATE	
1.	95 (t)	Ken Swilling	NC State	Sept. 9, 1989
	<b>95 (t)</b>	<b>Juanyeh Thomas</b>	<b>Louisville</b>	<b>Oct. 5, 2018</b>
3.	85 (t)	Mario Butler	Duke	Nov. 20, 2010
	85 (t)	Jamal Golden	Clemson	Nov. 15, 2014
5.	83 (t)	Mike Williams	Wake Forest	Nov. 17, 1990
6.	71	Quayshawn Nealy	NC State	Nov. 8, 2014

**MOST TACKLES FOR LOSS**

TFL	PLAYER	OPPONENT	DATE	
1.	7.0	Pat Swilling	NC State	Sept. 14, 1985
2.	5.0	Beau Bruce	Michigan State	Sept. 23, 1972
	5.0	Marco Coleman	Maryland	Oct. 6, 1990
4.	4.5	Michael Johnson	Gardner-Webb	Oct. 11, 2008
5.	4.0	Stephen Bruce	Auburn	Oct. 20, 1973
	4.0	Reggie Wilkes	Navy	Nov. 13, 1976
	4.0	Marvin Dyett	Florida	Oct. 28, 1978
	4.0	David Allen	Air Force	Nov. 10, 1979
	4.0	Robert Jaracz	Duke	Nov. 1, 1980
	4.0	Marco Coleman	Penn State	Aug. 28, 1991
	4.0	Jimmy Clements	Maryland	Sept. 28, 1995
	4.0	Derrick Shepard	Maryland	Nov. 22, 1997
	4.0	Jesse Tarplin	Maryland	Nov. 22, 1997
	4.0	Felipe Claybrooks	Maryland	Oct. 31, 1998
	4.0	Felipe Claybrooks	UCF	Sept. 18, 1999
	4.0	Greg Gathers	Maryland	Sept. 30, 1999
	4.0	Recardo Wimbush	Navy	Sept. 16, 2000
	4.0	Felipe Claybrooks	Clemson	Oct. 28, 2000
	4.0	Greg Gathers	Clemson (OT)	Sept. 29, 2001
	4.0	Nicholas Rogers	Florida State	Dec. 1, 2001
	4.0	Gerris Wilkinson	BYU	Aug. 28, 2003
	4.0	Eric Henderson	Auburn	Sept. 6, 2003
	4.0	Keyaron Fox	Georgia	Nov. 29, 2003
	4.0	Joe Anoa'i	NC State	Nov. 6, 2004
	4.0	KaMichael Hall	Miami	Nov. 19, 2005
	4.0	Darrell Robertson	Army	Oct. 20, 2007
	4.0	Derrick Morgan	Gardner-Webb	Oct. 11, 2008
	4.0	Derrick Morgan	Clemson	Sept. 10, 2009
	4.0	Adam Gotsis	BYU	Oct. 12, 2013
	4.0	Jeremiah Attaochu	Georgia	Nov. 30, 2013

**MOST SACKS**

SKS	PLAYER	OPPONENT	DATE	
1.	5.0	Marco Coleman	Maryland	Oct. 6, 1990
	5.0	Pat Swilling	NC State	Sept. 14, 1985
3.	4.0	Jeremiah Attaochu	Georgia	Nov. 30, 2013
4.	3.0	Marco Coleman	Georgia	Dec. 1, 1990
	3.0	Marco Coleman	Penn State	Aug. 28, 1991
	3.0	Richard Kimsey	NC State	Oct. 3, 1992
	3.0	Coleman Rudolph	Maryland	Oct. 10, 1992
	3.0	Tom Johnson	Maryland	Oct. 9, 1993
	3.0	Jimmy Clements	Maryland	Sept. 28, 1995
	3.0	Derrick Shepard	Maryland	Nov. 22, 1997
	3.0	Jesse Tarplin	NC State	Oct. 10, 1998
	3.0	Eric Henderson	Auburn	Sept. 6, 2003
	3.0	Philip Wheeler	Miami	Oct. 28, 2006
	3.0	Derrick Morgan	Clemson	Sept. 10, 2009
	3.0	Derrick Morgan	Wake Forest	Nov. 7, 2009
	3.0	Jeremiah Attaochu	North Carolina	Sept. 24, 2011
	3.0	Jeremiah Attaochu	Maryland	Nov. 3, 2012
18.	2.5	Five times, most recent:		
		Derrick Morgan	Gardner-Webb	Oct. 11, 2008

**TACKLES**

**MOST TOTAL TACKLES**

TT	PLAYER	OPPONENT	DATE	
1.	22	Rob Horton	Alabama	Sept. 12, 1981
	22	Jamal Cox	Arizona	Sept. 1, 1994
3.	21	Ronald Rogers	Clemson	Oct. 28, 1995
4.	20	Rob Horton	Navy	Nov. 14, 1981
	20	Keith Brooking	Clemson	Oct. 28, 1995
6.	19	Joe Harris	Tennessee	Oct. 13, 1973
	19	Duane Wood	Tulane	Oct. 25, 1980
	19	Duane Wood	Navy	Nov. 14, 1981
	19	Eric Thomas	Duke	Oct. 28, 1989
	19	Calvin Tiggler	Clemson	Oct. 13, 1990

**MOST SOLO TACKLES**

UT	PLAYER	OPPONENT	DATE	
1.	17	Keith Brooking	Clemson	Oct. 19, 1996
2.	15	Rob Horton	Navy	Nov. 14, 1981
	15	Jamal Cox	North Carolina	Oct. 16, 1993
4.	14	Lucius Sanford	Georgia	Nov. 27, 1976
	14	Mackel Harris	California	Sept. 16, 1978



## FUMBLES

### MOST FUMBLES FORCED

FF	PLAYER	OPPONENT	DATE
1. 2	Maxie Baughan	Duke	Oct. 31, 1959
2	Nick Rogers	Navy	Sept. 16, 2000
2	Cory Collins	Navy	Sept. 8, 2001
2	Tony Hargrove	NC State	Oct. 20, 2001
2	James Butler	Wake Forest	Oct. 11, 2003
2	Eric Henderson	Clemson	Oct. 29, 2005
2	Michael Johnson	Wake Forest	Dec. 2, 2006
2	Jerrard Tarrant	Duke	Nov. 20, 2010
2	D.J. White	vs. Mississippi	Dec. 30, 2013
2	P.J. Davis	Pitt	Oct. 25, 2014
2	Anree Saint-Amour	Louisville	Oct. 5, 2018
2	Curtis Ryans	Florida State	Sept. 12, 2020

### MOST FUMBLES RECOVERED

FR	PLAYER	OPPONENT	DATE
1. 2	Rausey Mason	SMU	Sept. 28, 1957
2	Randy Rhino	Tennessee	Oct. 13, 1973
2	Beau Bruce	Auburn	Oct. 20, 1973
2	Gil Kyle	Notre Dame	Nov. 8, 1975
2	Al Richardson	Tulane	Sept. 23, 1978
2	Lynwood Volley	Air Force	Nov. 11, 1978
2	Henry Johnson	Georgia	Dec. 2, 1978
2	Anthony Harrison	Tennessee	Oct. 22, 1983
2	Dante Jones	Tennessee	Oct. 27, 1984
2	Cedric Stallworth	Virginia	Sept. 20, 1986
2	Willis Crockett	VMI	Nov. 5, 1988
2	Gary Brown	Clemson	Sept. 25, 1993
2	Ronald Rogers	Maryland	Oct. 22, 1994
2	Jermaine Miles	UCF	Oct. 26, 1996
2	Daryl Smith	Navy	Sept. 16, 2000
2	Joe Anoai	Tulsa	Jan. 4, 2004
2	Quayshawn Nealy	Pittsburgh	Oct. 25, 2014
2	Charlie Thomas	Louisville	Oct. 5, 2018

### LONGEST FUMBLE RETURNS

YDS	PLAYER	OPPONENT	DATE
1. 93 (t)	Zamari Walton	Notre Dame	Oct. 31, 2020
2. 90 (t)	Kofi Smith	Wake Forest	Nov. 21, 1998
3. 60 (t)	Jimmy Clements	Duke	Sept. 26, 1996
4. 54 (t)	Matt Uremovich	Duke	Oct. 3, 1998
5. 43 (t)	Quayshawn Nealy	NC State	Nov. 8, 2014
6. 42 (t)	Roderrick Roberts	North Carolina	Sept. 26, 1998
7. 40 (t)	Jerrard Tarrant	Mississippi State	Oct. 3, 2009
8. 38 (t)	Gary Guyton	Virginia Tech	Sept. 30, 2006
38 (t)	P.J. Davis	Kentucky	Dec. 31, 2016
10. 34 (t)	Delaunta Cameron	Virginia	Oct. 17, 1998

**RUSHING**

<b>100-YARD RUSHING GAMES (BY YARDS)</b>			
<b>YDS</b>	<b>PLAYER</b>	<b>OPPONENT</b>	<b>DATE</b>
356	Eddie Lee Ivery	Air Force	Nov. 11, 1978
307	P.J. Daniels	Tulsa	Jan. 4, 2004
249	TaQuon Marshall	Tennessee (20T)	Sept. 4, 2017
240	P.J. Daniels	North Carolina	Nov. 15, 2003
229	Jimmy Lincoln	Virginia	Sept. 19, 1991
217	Brent Cunningham	Clemson	Oct. 3, 1970
215	Tobias Oliver	Virginia Tech	Oct. 25, 2018
214	Roddy Jones	Georgia	Nov. 29, 2008
207	Jerry Mays	Georgia	Dec. 2, 1989
206	Jerry Mays	Western Carolina	Oct. 12, 1985
206	C.J. Williams	Wake Forest	Nov. 19, 1994
204	Tashard Choice	Miami	Oct. 13, 2007
203	Robert Lavette	Georgia	Nov. 27, 1982
199	Eddie Prokop	Tulsa	Jan. 1, 1944
198	Joe Burns	North Carolina	Nov. 1, 2001
197	Robert Lavette	Navy	Nov. 14, 1981
196	Tashard Choice	Notre Dame	Sept. 1, 2007
196	KirVonte Benson	Pittsburgh	Sept. 23, 2017
195	Anthony Allen	Virginia	Oct. 9, 2010
195	Justin Thomas	Duke	Oct. 29, 2016
190	Brent Cunningham	Duke	Nov. 1, 1969
189	Tony Hollings	BYU	Sept. 21, 2002
189	Jonathan Dwyer	Wake Forest (OT)	Nov. 7, 2009
188	Jerry Mays	NC State	Oct. 11, 1986
186	Jonathan Dwyer	Vanderbilt	Oct. 31, 2009
185	C.J. Williams	Duke	Oct. 7, 1995
184	Marcus Marshall	Alcorn State	Sept. 3, 2015
179	Joe Burns	Maryland	Oct. 31, 1998
176	Tevin Washington	Clemson	Oct. 29, 2011
175	P.J. Daniels	Wake Forest	Oct. 11, 2003
175	TaQuon Marshall	Louisville	Oct. 5, 2018
171	Rodney Lee	Duke	Oct. 29, 1977
171	Syrjyn Days	vs. Mississippi State	Dec. 31, 2014
170	Tashard Choice	Duke	Nov. 10, 2007
169	Jerry Mays	North Carolina	Oct. 21, 1989
169	P.J. Daniels	Samford	Sept. 4, 2004
169	Tashard Choice	West Virginia	Jan. 1, 2007
169	Dedrick Mills	Kentucky	Dec. 31, 2016
168	Bobby North	Auburn	Oct. 15, 1949
168	Robert Lavette	North Carolina	Oct. 3, 1981
168	Cory Collier	Wake Forest	Nov. 12, 1983
166	Eddie Lee Ivery	Miami	Oct. 14, 1978
166	William Bell	Duke	Oct. 27, 1990
166	C.J. Williams	Maryland	Sept. 28, 1995
166	Anthony Allen	Georgia	Nov. 27, 2010
165	Anthony Allen	Duke	Nov. 20, 2010
165	Justin Thomas	at Virginia Tech	Sept. 20, 2014
164	Tashard Choice	NC State	Nov. 4, 2006
163	TaQuon Marshall	Wake Forest	Oct. 21, 2017
161	Robert Lavette	Virginia	Oct. 13, 1984
160	Eddie Lee Ivery	Georgia	Dec. 2, 1978
159	Jonathan Dwyer	Duke	Oct. 4, 2008
159	Marcus Marshall	Pittsburgh	Oct. 17, 2015
158	Robert Lavette	Georgia	Nov. 26, 1983
158	Robert Lavette	The Citadel	Sept. 22, 1984
158	Jonathan Dwyer	North Carolina	Sept. 26, 2009
157	Eddie Lee Ivery	South Carolina	Oct. 7, 1978
157	Jerry Mays	North Carolina	Oct. 22, 1988
157	Jonathan Dwyer	North Carolina	Nov. 8, 2008
157	Orwin Smith	Kansas	Sept. 17, 2011
157	Syrjyn Days	at NC State	Nov. 8, 2014
156	Ronny Cone	Air Force	Nov. 10, 1979
154	Brent Cunningham	Duke	Oct. 31, 1970
154	C.J. Williams	Arizona	Sept. 7, 1995
153	Tony Hollings	Vanderbilt	Aug. 31, 2002

<b>YDS</b>	<b>PLAYER</b>	<b>OPPONENT</b>	<b>DATE</b>
151	David Sims	VMI	Oct. 11, 1975
151	Jerry Mays	VMI	Nov. 5, 1988
151	C.J. Williams	Furman	Sept. 2, 1995
151	Joshua Nesbitt	Virginia Tech	Sept. 13, 2008
150	Sean Gregory	UCF	Sept. 18, 1999
149	Robert Lavette	Tennessee	Oct. 27, 1984
148	Robert Lavette	The Citadel	Sept. 18, 1982
148	Robert Lavette	Memphis	Sept. 25, 1982
147	C.J. Williams	NC State	Sept. 7, 1996
147	Tony Hollings	Clemson	Sept. 14, 2002
147	Syrjyn Days	Virginia	Nov. 1, 2014
146	Tashard Choice	Georgia	Nov. 25, 2006
146	Eddie Lee Ivery	Florida	Oct. 28, 1978
145	Robert Lavette	Tulane	Oct. 9, 1982
145	Joe Burns	Wake Forest	Nov. 17, 2001
145	Tashard Choice	Clemson	Sept. 29, 2007
145	Jonathan Dwyer	Florida State	Nov. 1, 2008
144	Tony Hollings	Connecticut	Sept. 7, 2002
144	Jonathan Dwyer	Georgia	Nov. 29, 2008
143	C.J. Williams	NC State	Nov. 11, 1995
143	Marcus Marshall	Virginia Tech	Nov. 12, 2016
143	TaQuon Marshall	Virginia	Nov. 4, 2017
142	Brent Cunningham	Navy	Nov. 7, 1970
142	Eddie Lee Ivery	South Carolina	Sept. 10, 1977
142	Tashard Choice	North Carolina	Nov. 17, 2007
141	Lenny Snow	Clemson	Oct. 1, 1966
141	Adrian Rucker	Virginia	Oct. 5, 1974
141	Robert Lavette	North Carolina	Oct. 1, 1983
141	Dorsey Levens	Wake Forest	Nov. 13, 1993
141	Jonathan Dwyer	Mississippi State	Sept. 20, 2008
141	Jordan Mason	Miami	Oct. 19, 2019
141	Jordan Mason	NC State	Nov. 21, 2019
140	Joshua Nesbitt	Florida State	Oct. 10, 2009
140	Zach Laskey	Georgia	Nov. 29, 2014
140	TaQuon Marshall	Duke	Nov. 18, 2017
139	Robert Lavette	Tennessee	Oct. 23, 1982
139	Robert Lavette	Wake Forest	Nov. 13, 1982
139	Jerry Mays	South Carolina	Sept. 23, 1989
138	Tashard Choice	Maryland	Oct. 7, 2006
138	Jonathan Dwyer	Samford	Sept. 8, 2007
138	Preston Lyons	Utah (OT)	Dec. 31, 2011
137	Rodney Lee	Tennessee	Oct. 8, 1977
137	Orwin Smith	Georgia	Sept. 15, 2012
137	Justin Thomas	Georgia Southern	Sept. 13, 2014
137	TaQuon Marshall	North Carolina	Sept. 30, 2017
136	Lenny Snow	Texas Tech	Dec. 31, 1965
136	Robert Lavette	Virginia	Nov. 6, 1982
136	Jerry Mays	Maryland	Oct. 7, 1989
136	Ajenavi Eziemefe	North Carolina	Sept. 28, 2002
136	Tevin Washington	Duke	Nov. 19, 2011
136	KirVonte Benson	Wake Forest	Oct. 21, 2017
135	Jerry Mays	Wake Forest	Nov. 18, 1989
135	Tashard Choice	Maryland	Oct. 6, 2007
134	David Sims	North Carolina	Oct. 12, 1974
134	Richard Hills	Indiana State	Oct. 10, 1987
134	Tashard Choice	Georgia	Nov. 24, 2007
133	Dorsey Levens	NC State	Oct. 23, 1993
133	Zach Laskey	Virginia	Oct. 26, 2013
133	Zach Laskey	Miami	Oct. 4, 2014
132	David Sims	Miami	Sept. 20, 1975
132	Dedrick Mills	North Carolina	Nov. 5, 2016
131	Lenny Snow	Virginia	Nov. 5, 1966
131	William Bell	Maryland	Oct. 9, 1993
131	Tevin Washington	Air Force	Dec. 27, 2010
130	Lenny Snow	Clemson	Oct. 2, 1965
130	Rob Healy	Georgia	Nov. 25, 1971
130	Dorsey Levens	Maryland	Oct. 9, 1993
130	Reggie Ball	Troy	Sept. 16, 2006

YDS	PLAYER	OPPONENT	DATE	YDS	PLAYER	OPPONENT	DATE
130	Joshua Nesbitt	South Carolina State	Sept. 4, 2010	125	Jerry Mays	South Carolina	Oct. 15, 1988
130	KirVonte Benson	North Carolina	Sept. 30, 2017	125	Charles Wiley	Duke	Nov. 15, 1997
129	Leon Hardeman	SMU	Oct. 4, 1952	125	Jonathan Dwyer	Virginia	Oct. 24, 2009
129	Sidney Ford	Navy	Sept. 8, 2001	125	Anthony Allen	Virginia Tech	Nov. 4, 2010
129	KirVonte Benson	Clemson	Oct. 28, 2017	124	Bucky Shamburger	Duke	Nov. 1, 1975
128	Bill Teas	LSU	Oct. 9, 1954	124	Eddie Lee Ivery	Tulane	Oct. 22, 1977
128	Robert Lavette	Alabama	Sept. 15, 1984	124	KirVonte Benson	Tennessee (2OT)	Sept. 4, 2017
128	William Bell	Georgia	Dec. 1, 1990	123	Ray Mendheim	Auburn	Oct. 19, 1963
128	Jonathan Dwyer	Miami	Nov. 20, 2008	123	David Sims	Pittsburgh	Sept. 21, 1974
127	Eddie Lee Ivery	Auburn	Oct. 21, 1978	123	Eddie Lee Ivery	Virginia	Oct. 2, 1976
127	William Bell	Nebraska	Jan. 1, 1991	123	Jerry Mays	North Carolina	Oct. 5, 1985
127	Anthony Allen	Clemson	Sept. 10, 2009	123	William Bell	North Carolina	Oct. 20, 1990
127	Marcus Marshall	Virginia	Nov. 19, 2016	123	Joe Burns	North Carolina	Sept. 30, 2000
126	David Sims	South Carolina	Sept. 14, 1974	122	David Sims	Notre Dame	Nov. 6, 1976
126	Joe Burns	Clemson (OT)	Sept. 29, 2001	122	Gary Hardie	Tulane	Oct. 22, 1977
126	Robert Godhigh	Clemson	Nov. 14, 2013	122	Ronny Cone	William & Mary	Sept. 29, 1979
125	Robert Lavette	NC State	Oct. 8, 1983	122	Malcolm King	Michigan State	Dec. 31, 1985

## THREE 100-YARD RUSHERS, SAME GAME



## AT VIRGINIA (Oct. 26, 2013)

	ATT	YDS	AVG	TD
Zach Laskey	16	133	8.3	2
Robert Godhigh	5	111	22.2	1
David Sims	12	107	8.9	2

## TWO 100-YARD RUSHERS, SAME GAME

PLAYERS (YARDS)	OPPONENT	DATE
Leon Hardeman (129)	SMU	Oct. 4, 1952
Bill Teas (115)	Alabama	Nov. 15, 1952
Bruce Southall (107)	Navy	Nov. 18, 1972
David Sims (126)	South Carolina	Sept. 14, 1974
Eddie Lee Ivery (124)	Tulane	Oct. 22, 1977
Rodney Lee (171)	Duke	Oct. 29, 1977
Eddie Lee Ivery (112)	Georgia	Nov. 26, 1977
Robert Lavette (139)	Wake Forest	Nov. 13, 1982
Cory Collier (168)	Wake Forest	Nov. 12, 1983
Robert Lavette (109)	Georgia	Dec. 1, 1984
Jimmy Lincoln (114)	Furman	Sept. 11, 1993
William Bell (131)	Maryland	Oct. 9, 1993
Dorsey Levens (133)	NC State	Oct. 23, 1993
Dorsey Levens (106)	Baylor	Nov. 6, 1993
C.J. Williams (185)	Duke	Oct. 7, 1995
Charlie Rogers (112)	Duke	Sept. 26, 1996
Sean Gregory (105)	UCF	Sept. 18, 1999
P.J. Daniels (105)	Vanderbilt	Sept. 27, 2003
Jonathan Dwyer (138)	Samford	Oct. 8, 2007
Roddy Jones (214)	at Georgia	Nov. 29, 2008
Joshua Nesbitt (140)	Florida State	Oct. 10, 2009
Jonathan Dwyer (125)	Virginia	Oct. 24, 2009
Jonathan Dwyer (110)	Clemson	Dec. 5, 2009
Anthony Allen (115)	North Carolina	Sept. 18, 2010
Anthony Allen (195)	Virginia	Oct. 9, 2010
Orwin Smith (157)	Kansas	Sept. 17, 2011
Zach Laskey (116)	Presbyterian	Sept. 8, 2012
Orwin Smith (117)	Clemson	Oct. 6, 2012
Synjyn Days (171)	Mississippi State	Dec. 31, 2014
Marcus Marshall (143)	Virginia Tech	Nov. 12, 2015
TaQuon Marshall (249)	Tennessee (2OT)	Sept. 4, 2017
KirVonte Benson (196)	Pittsburgh	Sept. 23, 2017
TaQuon Marshall (137)	North Carolina	Sept. 30, 2017
TaQuon Marshall (163)	Wake Forest	Oct. 21, 2017
TaQuon Marshall (175)	Louisville	Oct. 5, 2018
James Graham (112)	NC State	Nov. 21, 2019
Jeff Sims (108)	Duke	Nov. 28, 2020

**2021 GEORGIA TECH FOOTBALL INFORMATION GUIDE**

RECORD BOOK

INDIVIDUAL • MILESTONE PERFORMANCES

<b>YDS</b>	<b>PLAYER</b>	<b>OPPONENT</b>	<b>DATE</b>	<b>YDS</b>	<b>PLAYER</b>	<b>OPPONENT</b>	<b>DATE</b>
122	Joe Burns	Duke	Oct. 6, 2001	110	Tashard Choice	Samford	Sept. 8, 2007
122	Rashaun Grant	NC State	Nov. 6, 2004	110	Jonathan Dwyer	Duke	Nov. 14, 2009
122	Joshua Nesbitt	Virginia Tech	Oct. 17, 2009	110	Jonathan Dwyer	Clemson	Dec. 5, 2009
122	Tevin Washington	Miami	Nov. 13, 2010	110	Embry Peeples	Kansas	Sept. 17, 2011
121	George Vokert	Georgia	Nov. 26, 1955	110	Syrjyn Days	at Pitt	Oct. 25, 2014
121	Justin Thomas	Mississippi State	Dec. 31, 2014	109	Robert Lavette	Georgia	Dec. 1, 1984
121	Matthew Jordan	Virginia Tech	Nov. 12, 2016	109	Joe Burns	Maryland	Nov. 18, 2000
120	Michael Smith	Duke	Nov. 2, 1991	109	P.J. Daniels	Wake Forest	Nov. 5, 2005
120	Joe Burns	Virginia	Nov. 9, 2000	109	P.J. Daniels	Utah	Dec. 29, 2005
120	Tevin Washington	Maryland	Oct. 8, 2011	109	Jonathan Dwyer	Clemson	Oct. 18, 2008
120	Tobias Oliver	North Carolina	Nov. 3, 2018	109	Joshua Nesbitt	Virginia	Oct. 9, 2010
119	Sean Gregory	Virginia	Nov. 6, 1999	108	Leon Hardman	Duke	Nov. 1, 1952
119	P.J. Daniels	Syracuse	Dec. 21, 2004	108	Danny Myers	South Carolina	Sept. 14, 1974
119	Tashard Choice	North Carolina	Nov. 11, 2006	108	C.J. Williams	North Carolina	Oct. 14, 1995
119	Rashaun Grant	Army	Oct. 20, 2007	108	P.J. Daniels	Duke	Nov. 8, 2003
119	Justin Thomas	Duke	Oct. 11, 2014	108	Jonathan Dwyer	Boston College	Sept. 6, 2008
118	Cory Collier	Virginia	Nov. 3, 1983	108	Jeff Sims	Duke	Nov. 28, 2020
118	Tashard Choice	Duke	Nov. 18, 2006	107	Jimmy Thompson	Duke	Oct. 30, 1954
117	Bill Teas	SMU	Oct. 4, 1952	107	Bruce Southall	Navy	Nov. 18, 1972
117	C.J. Williams	Clemson	Nov. 12, 1994	107	Eddie Lee Ivery	Tennessee	Oct. 9, 1976
117	Orwin Smith	Clemson	Oct. 6, 2012	107	Nathaniel Kelsey	Virginia	Sept. 20, 1986
116	Jerry Mays	Virginia	Sept. 17, 1988	107	Tashard Choice	Duke	Oct. 15, 2005
116	Zach Laskey	Presbyterian	Sept. 8, 2012	107	Tashard Choice	Miami	Oct. 28, 2006
115	Bill Teas	Alabama	Nov. 15, 1952	107	David Sims	Virginia	Oct. 26, 2013
115	Glenn Turner	Alabama	Nov. 15, 1952	107	TaQuon Marshall	Virginia	Nov. 17, 2018
115	Glenn Turner	Georgia	Nov. 29, 1952	106	Jerry Mays	Duke	Oct. 28, 1989
115	Billy Williamson	Georgia	Dec. 2, 1961	106	Dorsey Levens	Baylor	Nov. 6, 1993
115	Anthony Allen	North Carolina	Sept. 18, 2010	106	Joshua Nesbitt	Middle Tennessee	Oct. 16, 2010
115	Tevin Washington	Virginia	Oct. 15, 2011	106	Jordan Mason	Duke	Oct. 12, 2019
115	Tobias Oliver	Bowling Green	Sept. 29, 2018	105	Brent Cunningham	Duke	Oct. 31, 1970
114	Leon Hardeman	Tulane	Oct. 11, 1952	105	P.J. Daniels	Vanderbilt (OT)	Sept. 27, 2003
114	Bill Teas	Florida	Sept. 25, 1954	105	Tashard Choice	Virginia Tech	Sept. 30, 2006
114	Greg Horne	Duke	Oct. 30, 1971	105	Jahmyr Gibbs	Syracuse	Sept. 26, 2020
114	Robert Lavette	Duke	Nov. 3, 1984	105	Jordan Mason	Duke	Nov. 28, 2020
114	Cory Collier	Wake Forest	Nov. 16, 1985	104	Glenn Turner	Florida	Sept. 26, 1953
114	Jimmy Lincoln	Furman	Sept. 11, 1993	104	Greg Horne	Navy	Nov. 18, 1972
114	Joe Burns	NC State	Oct. 20, 2001	104	Danny Myers	Tulane	Oct. 25, 1975
114	P.J. Daniels	Duke	Oct. 16, 2004	104	Edmund Fortier	Wake Forest	Nov. 13, 1982
114	P.J. Daniels	Connecticut	Sept. 17, 2005	104	Malcolm King	Georgia	Dec. 1, 1984
113	Bill Teas	Auburn	Oct. 19, 1953	104	William Bell	Baylor	Nov. 6, 1993
113	Lenny Snow	Texas A&M	Sept. 17, 1966	104	Joshua Nesbitt	North Carolina	Sept. 18, 2010
113	David Sims	Georgia	Nov. 30, 1974	104	Tevin Washington	Clemson	Oct. 6, 2012
113	Jerry Mays	Virginia	Sept. 16, 1989	104	Justin Thomas	vs. Florida State	Dec. 6, 2014
113	Sean Gregory	NC State	Oct. 30, 1999	103	Tony Head	Auburn	Oct. 18, 1975
113	Joe Burns	Syracuse	Aug. 26, 2001	103	Donnie Davis	Duke	Oct. 7, 1995
113	P.J. Daniels	Florida State	Sept. 13, 2003	103	C.J. Williams	Duke	Sept. 26, 1996
113	TaQuon Marshall	South Florida	Sept. 8, 2018	103	Reggie Ball	Vanderbilt (OT)	Sept. 27, 2003
112	Bruce Southall	Boston College	Nov. 11, 1972	103	P.J. Daniels	Clemson	Sept. 11, 2004
112	David Sims	Clemson	Sept. 27, 1975	103	P.J. Daniels	North Carolina	Sept. 10, 2005
112	Rodney Lee	Auburn	Oct. 15, 1977	103	Anthony Allen	Virginia	Oct. 24, 2009
112	Eddie Lee Ivery	Georgia	Nov. 26, 1977	103	Joshua Nesbitt	Clemson	Dec. 5, 2009
112	Dorsey Levens	Furman	Sept. 11, 1993	103	Tobias Oliver	Louisville	Oct. 5, 2018
112	Charlie Rogers	Duke	Sept. 26, 1996	102	Jonathan Dwyer	Florida State	Oct. 10, 2009
112	Jonathan Dwyer	Jacksonville State	Aug. 28, 2008	102	Eddie Lee Ivery	Notre Dame	Nov. 18, 1978
112	Vad Lee	at North Carolina	Nov. 10, 2012	102	Eddie Lee Ivery	Duke	Oct. 29, 1977
112	TaQuon Marshall	Pittsburgh	Sept. 23, 2017	102	Leon Hardeman	Vanderbilt	Oct. 25, 1952
112	James Graham	NC State	Nov. 21, 2019	101	Gary Hardie	Georgia	Nov. 26, 1977
111	Eddie Lee Ivery	Duke	Sept. 9, 1978	101	John Dewberry	Clemson	Sept. 24, 1983
111	Ronny Cone	Wake Forest	Nov. 12, 1983	101	Jimmy Lincoln	Wake Forest	Nov. 16, 1991
111	Jerry Mays	North Carolina	Oct. 4, 1986	101	Sean Gregory	Clemson	Nov. 13, 1999
111	William Bell	NC State	Oct. 23, 1993	101	Vad Lee	Presbyterian	Sept. 8, 2012
111	Charles Wiley	Wake Forest	Sept. 14, 1996	101	Zach Laskey	Boston College	Oct. 20, 2012
111	Sidney Ford	Wake Forest	Oct. 14, 2000	100	Joe Hamilton	UCF	Sept. 18, 1999
111	P.J. Daniels	Auburn	Sept. 3, 2005	100	Joe Burns	NC State (OT)	Sept. 21, 2000
111	Robert Godhigh	Virginia	Oct. 26, 2013	100	P.J. Daniels	Clemson	Oct. 29, 2005
111	David Sims	Alabama A&M	Nov. 23, 2013	100	Tashard Choice	Wake Forest	Dec. 2, 2006
110	Bill Teas	Georgia	Nov. 29, 1952	100	Robert Godhigh	North Carolina	Sept. 21, 2013
110	Floyd Faucette	Clemson	Nov. 8, 1958	100	David Sims	Georgia (OT)	Nov. 30, 2013
110	Lenny Snow	Florida	Jan. 2, 1967				



**100-YARD RUSHING GAMES (BY DATE)**

YDS	PLAYER	OPPONENT	DATE	YDS	PLAYER	OPPONENT	DATE
199	Eddie Prokop	vs. Tulsa	Jan. 1, 1944	122	Ronny Cone	William & Mary	Sept. 29, 1979
168	Bobby North	Auburn	Oct. 15, 1949	168	Robert Lavette	North Carolina	Oct. 3, 1981
129	Leon Hardeman	SMU	Oct. 4, 1952	197	Robert Lavette	Navy	Nov. 14, 1981
117	Bill Teas	SMU	Oct. 4, 1952	148	Robert Lavette	The Citadel	Sept. 18, 1982
114	Leon Hardeman	Tulane	Oct. 11, 1952	148	Robert Lavette	Memphis	Sept. 25, 1982
102	Leon Hardeman	Vanderbilt	Oct. 25, 1952	145	Robert Lavette	Tulane	Oct. 9, 1982
108	Leon Hardman	Duke	Nov. 1, 1952	139	Robert Lavette	Tennessee	Oct. 23, 1982
115	Bill Teas	Alabama	Nov. 15, 1952	136	Robert Lavette	Virginia	Nov. 6, 1982
115	Glenn Turner	Alabama	Nov. 15, 1952	139	Robert Lavette	Wake Forest	Nov. 13, 1982
115	Glenn Turner	Georgia	Nov. 29, 1952	104	Edmund Fortier	Wake Forest	Nov. 13, 1982
110	Bill Teas	Georgia	Nov. 29, 1952	203	Robert Lavette	Georgia	Nov. 27, 1982
104	Glenn Turner	Florida	Sept. 26, 1953	101	John Dewberry	Clemson	Sept. 24, 1983
113	Bill Teas	Auburn	Oct. 19, 1953	141	Robert Lavette	North Carolina	Oct. 1, 1983
114	Bill Teas	Florida	Sept. 25, 1954	125	Robert Lavette	NC State	Oct. 8, 1983
128	Bill Teas	LSU	Oct. 9, 1954	118	Cory Collier	Virginia	Nov. 3, 1983
107	Jimmy Thompson	Duke	Oct. 30, 1954	168	Cory Collier	Wake Forest	Nov. 12, 1983
121	George Vokert	Georgia	Nov. 26, 1955	111	Ronny Cone	Wake Forest	Nov. 12, 1983
110	Floyd Faucette	Clemson	Nov. 8, 1958	158	Robert Lavette	Georgia	Nov. 26, 1983
115	Billy Williamson	Georgia	Dec. 2, 1961	128	Robert Lavette	Alabama	Sept. 15, 1984
123	Ray Mendheim	Auburn	Oct. 19, 1963	158	Robert Lavette	The Citadel	Sept. 22, 1984
130	Lenny Snow	Clemson	Oct. 2, 1965	161	Robert Lavette	Virginia	Oct. 13, 1984
136	Lenny Snow	vs. Texas Tech	Dec. 31, 1965	149	Robert Lavette	Tennessee	Oct. 27, 1984
113	Lenny Snow	Texas A&M	Sept. 17, 1966	114	Robert Lavette	Duke	Nov. 3, 1984
141	Lenny Snow	Clemson	Oct. 1, 1966	109	Robert Lavette	Georgia	Dec. 1, 1984
131	Lenny Snow	Virginia	Nov. 5, 1966	104	Malcolm King	Georgia	Dec. 1, 1984
110	Lenny Snow	Florida	Jan. 2, 1967	123	Jerry Mays	North Carolina	Oct. 5, 1985
190	Brent Cunningham	Duke	Nov. 1, 1969	206	Jerry Mays	Western Carolina	Oct. 12, 1985
217	Brent Cunningham	Clemson	Oct. 3, 1970	114	Cory Collier	Wake Forest	Nov. 16, 1985
154	Brent Cunningham	Duke	Oct. 31, 1970	122	Malcolm King	vs. Michigan State	Dec. 31, 1985
142	Brent Cunningham	Navy	Nov. 7, 1970	107	Nathaniel Kelsey	Virginia	Sept. 20, 1986
114	Greg Home	Duke	Oct. 30, 1971	111	Jerry Mays	North Carolina	Oct. 4, 1986
130	Rob Healy	Georgia	Nov. 25, 1971	188	Jerry Mays	NC State	Oct. 11, 1986
112	Bruce Southall	Boston College	Nov. 11, 1972	134	Richard Hills	Indiana State	Oct. 10, 1987
107	Bruce Southall	Navy	Nov. 18, 1972	116	Jerry Mays	Virginia	Sept. 17, 1988
104	Greg Home	Navy	Nov. 18, 1972	125	Jerry Mays	South Carolina	Oct. 15, 1988
126	David Sims	South Carolina	Sept. 14, 1974	157	Jerry Mays	North Carolina	Oct. 22, 1988
108	Danny Myers	South Carolina	Sept. 14, 1974	151	Jerry Mays	VMI	Nov. 5, 1988
123	David Sims	Pittsburgh	Sept. 21, 1974	113	Jerry Mays	Virginia	Sept. 16, 1989
141	Adrian Rucker	Virginia	Oct. 5, 1974	139	Jerry Mays	South Carolina	Sept. 23, 1989
134	David Sims	North Carolina	Oct. 12, 1974	136	Jerry Mays	Maryland	Oct. 7, 1989
113	David Sims	Georgia	Nov. 30, 1974	169	Jerry Mays	North Carolina	Oct. 21, 1989
132	David Sims	Miami	Sept. 20, 1975	106	Jerry Mays	Duke	Oct. 28, 1989
112	David Sims	Clemson	Sept. 27, 1975	135	Jerry Mays	Wake Forest	Nov. 18, 1989
151	David Sims	VMI	Oct. 11, 1975	207	Jerry Mays	Georgia	Dec. 2, 1989
103	Tony Head	Auburn	Oct. 18, 1975	123	William Bell	North Carolina	Oct. 20, 1990
104	Danny Myers	Tulane	Oct. 25, 1975	166	William Bell	Duke	Oct. 27, 1990
124	Bucky Shamburger	Duke	Nov. 1, 1975	128	William Bell	Georgia	Dec. 1, 1990
123	Eddie Lee Ivery	Virginia	Oct. 2, 1976	127	William Bell	Nebraska	Jan. 1, 1991
107	Eddie Lee Ivery	Tennessee	Oct. 9, 1976	120	Michael Smith	Duke	Nov. 2, 1991
122	David Sims	Notre Dame	Nov. 6, 1976	101	Jimmy Lincoln	Wake Forest	Nov. 16, 1991
142	Eddie Lee Ivery	South Carolina	Sept. 10, 1977	229	Jimmy Lincoln	Virginia	Sept. 19, 1991
137	Rodney Lee	Tennessee	Oct. 8, 1977	114	Jimmy Lincoln	Furman	Sept. 11, 1993
112	Rodney Lee	Auburn	Oct. 15, 1977	112	Dorsey Levens	Furman	Sept. 11, 1993
124	Eddie Lee Ivery	Tulane	Oct. 22, 1977	131	William Bell	Maryland	Oct. 9, 1993
122	Gary Hardie	Tulane	Oct. 22, 1977	130	Dorsey Levens	Maryland	Oct. 9, 1993
171	Rodney Lee	Duke	Oct. 29, 1977	133	Dorsey Levens	NC State	Oct. 23, 1993
102	Eddie Lee Ivery	Duke	Oct. 29, 1977	111	William Bell	NC State	Oct. 23, 1993
112	Eddie Lee Ivery	Georgia	Nov. 26, 1977	106	Dorsey Levens	Baylor	Nov. 6, 1993
101	Gary Hardie	Georgia	Nov. 26, 1977	104	William Bell	Baylor	Nov. 6, 1993
111	Eddie Lee Ivery	Duke	Sept. 9, 1978	141	Dorsey Levens	Wake Forest	Nov. 13, 1993
157	Eddie Lee Ivery	South Carolina	Oct. 7, 1978	117	C.J. Williams	Clemson	Nov. 12, 1994
166	Eddie Lee Ivery	Miami	Oct. 14, 1978	206	C.J. Williams	Wake Forest	Nov. 19, 1994
127	Eddie Lee Ivery	Auburn	Oct. 21, 1978	151	C.J. Williams	Furman	Sept. 2, 1995
146	Eddie Lee Ivery	Florida	Oct. 28, 1978	154	C.J. Williams	Arizona	Sept. 7, 1995
356	Eddie Lee Ivery	Air Force	Nov. 11, 1978	166	C.J. Williams	Maryland	Sept. 28, 1995
102	Eddie Lee Ivery	Notre Dame	Nov. 18, 1978	185	C.J. Williams	Duke	Oct. 7, 1995
160	Eddie Lee Ivery	Georgia	Dec. 2, 1978	103	Donnie Davis	Duke	Oct. 7, 1995

**2021 GEORGIA TECH FOOTBALL INFORMATION GUIDE**

RECORD BOOK

INDIVIDUAL • MILESTONE PERFORMANCES

<b>YDS</b>	<b>PLAYER</b>	<b>OPPONENT</b>	<b>DATE</b>	<b>YDS</b>	<b>PLAYER</b>	<b>OPPONENT</b>	<b>DATE</b>
108	C.J. Williams	North Carolina	Oct. 14, 1995	134	Tashard Choice	Georgia	Nov. 24, 2007
143	C.J. Williams	NC State	Nov. 11, 1995	112	Jonathan Dwyer	Jacksonville State	Aug. 28, 2008
147	C.J. Williams	NC State	Sept. 7, 1996	108	Jonathan Dwyer	Boston College	Sept. 6, 2008
111	Charles Wiley	Wake Forest	Sept. 14, 1996	151	Joshua Nesbitt	Virginia Tech	Sept. 13, 2008
112	Charlie Rogers	Duke	Sept. 26, 1996	141	Jonathan Dwyer	Mississippi State	Sept. 20, 2008
103	C.J. Williams	Duke	Sept. 26, 1996	159	Jonathan Dwyer	Duke	Oct. 4, 2008
125	Charles Wiley	Duke	Nov. 15, 1997	109	Jonathan Dwyer	Clemson	Oct. 18, 2008
179	Joe Burns	Maryland	Oct. 31, 1998	145	Jonathan Dwyer	Florida State	Nov. 1, 2008
150	Sean Gregory	UCF	Sept. 18, 1999	157	Jonathan Dwyer	North Carolina	Nov. 8, 2008
100	Joe Hamilton	UCF	Sept. 18, 1999	128	Jonathan Dwyer	Miami	Nov. 20, 2008
113	Sean Gregory	NC State	Oct. 30, 1999	214	Roddy Jones	Georgia	Nov. 29, 2008
119	Sean Gregory	Virginia	Nov. 6, 1999	144	Jonathan Dwyer	Georgia	Nov. 29, 2008
101	Sean Gregory	Clemson	Nov. 13, 1999	127	Anthony Allen	Clemson	Sept. 10, 2009
100	Joe Burns	NC State (OT)	Sept. 21, 2000	158	Jonathan Dwyer	North Carolina	Sept. 26, 2009
123	Joe Burns	North Carolina	Sept. 30, 2000	140	Joshua Nesbitt	Florida State	Oct. 10, 2009
111	Sidney Ford	Wake Forest	Oct. 14, 2000	102	Jonathan Dwyer	Florida State	Oct. 10, 2009
120	Joe Burns	Virginia	Nov. 9, 2000	122	Joshua Nesbitt	Virginia Tech	Oct. 17, 2009
109	Joe Burns	Maryland	Nov. 18, 2000	125	Jonathan Dwyer	Virginia	Oct. 24, 2009
113	Joe Burns	Syracuse	Aug. 26, 2001	103	Anthony Allen	Virginia	Oct. 24, 2009
129	Sidney Ford	Navy	Sept. 8, 2001	186	Jonathan Dwyer	Vanderbilt	Oct. 31, 2009
126	Joe Burns	Clemson (OT)	Sept. 29, 2001	189	Jonathan Dwyer	Wake Forest (OT)	Nov. 7, 2009
122	Joe Burns	Duke	Oct. 6, 2001	110	Jonathan Dwyer	Duke	Nov. 14, 2009
114	Joe Burns	NC State	Oct. 20, 2001	103	Joshua Nesbitt	Clemson	Dec. 5, 2009
198	Joe Burns	North Carolina	Nov. 1, 2001	110	Jonathan Dwyer	Clemson	Dec. 5, 2009
145	Joe Burns	Wake Forest	Nov. 17, 2001	130	Joshua Nesbitt	South Carolina State	Sept. 4, 2010
153	Tony Hollings	Vanderbilt	Aug. 31, 2002	115	Anthony Allen	North Carolina	Sept. 18, 2010
144	Tony Hollings	Connecticut	Sept. 7, 2002	104	Joshua Nesbitt	North Carolina	Sept. 18, 2010
147	Tony Hollings	Clemson	Sept. 14, 2002	195	Anthony Allen	Virginia	Oct. 9, 2010
189	Tony Hollings	BYU	Sept. 21, 2002	109	Joshua Nesbitt	Virginia	Oct. 9, 2010
136	Ajenavi Eziemete	North Carolina	Sept. 28, 2002	106	Joshua Nesbitt	Middle Tennessee	Oct. 16, 2010
113	P.J. Daniels	Florida State	Sept. 13, 2003	125	Anthony Allen	Virginia Tech	Nov. 4, 2010
105	P.J. Daniels	Vanderbilt (OT)	Sept. 27, 2003	122	Tevin Washington	Miami	Nov. 13, 2010
103	Reggie Ball	Vanderbilt (OT)	Sept. 27, 2003	165	Anthony Allen	Duke	Nov. 20, 2010
175	P.J. Daniels	Wake Forest	Oct. 11, 2003	166	Anthony Allen	Georgia	Nov. 27, 2010
108	P.J. Daniels	Duke	Nov. 8, 2003	131	Tevin Washington	vs. Air Force	Dec. 27, 2010
240	P.J. Daniels	North Carolina	Nov. 15, 2003	157	Orwin Smith	Kansas	Sept. 17, 2011
307	P.J. Daniels	Tulsa	Jan. 4, 2004	110	Embry Peeples	Kansas	Sept. 17, 2011
169	P.J. Daniels	Samford	Sept. 4, 2004	120	Tevin Washington	Maryland	Oct. 8, 2011
103	P.J. Daniels	Clemson	Sept. 11, 2004	115	Tevin Washington	Virginia	Oct. 15, 2011
114	P.J. Daniels	Duke	Oct. 16, 2004	176	Tevin Washington	Clemson	Oct. 29, 2011
122	Rashaun Grant	NC State	Nov. 6, 2004	136	Tevin Washington	Duke	Nov. 19, 2011
119	P.J. Daniels	Syracuse	Dec. 21, 2004	138	Preston Lyons	Utah (OT)	Dec. 31, 2011
111	P.J. Daniels	Auburn	Sept. 3, 2005	116	Zach Laskey	Presbyterian	Sept. 8, 2012
103	P.J. Daniels	North Carolina	Sept. 10, 2005	101	Vad Lee	Presbyterian	Sept. 8, 2012
114	P.J. Daniels	Connecticut	Sept. 17, 2005	137	Orwin Smith	Virginia	Sept. 15, 2012
107	Tashard Choice	Duke	Oct. 15, 2005	117	Orwin Smith	Clemson	Oct. 6, 2012
100	P.J. Daniels	Clemson	Oct. 29, 2005	104	Tevin Washington	Clemson	Oct. 6, 2012
109	P.J. Daniels	Wake Forest	Nov. 5, 2005	101	Zach Laskey	Boston College	Oct. 20, 2012
109	P.J. Daniels	Utah	Dec. 29, 2005	112	Vad Lee	at North Carolina	Nov. 10, 2012
130	Reggie Ball	Troy	Sept. 16, 2006	100	Robert Godhigh	North Carolina	Sept. 21, 2013
105	Tashard Choice	Virginia Tech	Sept. 30, 2006	133	Zach Laskey	Virginia	Oct. 26, 2013
138	Tashard Choice	Maryland	Oct. 7, 2006	111	Robert Godhigh	Virginia	Oct. 26, 2013
107	Tashard Choice	Miami	Oct. 28, 2006	107	David Sims	Virginia	Oct. 26, 2013
164	Tashard Choice	NC State	Nov. 4, 2006	126	Robert Godhigh	Clemson	Nov. 14, 2013
119	Tashard Choice	North Carolina	Nov. 11, 2006	111	David Sims	Alabama A&M	Nov. 23, 2013
118	Tashard Choice	Duke	Nov. 18, 2006	100	David Sims	Georgia (OT)	Nov. 30, 2013
146	Tashard Choice	Georgia	Nov. 25, 2006	137	Justin Thomas	Georgia Southern	Sept. 13, 2014
100	Tashard Choice	vs. Wake Forest	Dec. 2, 2006	165	Justin Thomas	at Virginia Tech	Sept. 20, 2014
169	Tashard Choice	vs. West Virginia	Jan. 1, 2007	133	Zach Laskey	Miami	Oct. 4, 2014
196	Tashard Choice	Notre Dame	Sept. 1, 2007	119	Justin Thomas	Duke	Oct. 11, 2014
138	Jonathan Dwyer	Samford	Sept. 8, 2007	110	Synjyn Days	at Pitt	Oct. 25, 2014
110	Tashard Choice	Samford	Sept. 8, 2007	147	Synjyn Days	Virginia	Nov. 1, 2014
145	Tashard Choice	Clemson	Sept. 29, 2007	157	Synjyn Days	at NC State	Nov. 8, 2014
135	Tashard Choice	Maryland	Oct. 6, 2007	140	Zach Laskey	at Georgia	Nov. 29, 2014
204	Tashard Choice	Miami	Oct. 13, 2007	104	Justin Thomas	vs. Florida State	Dec. 6, 2014
119	Rashaun Grant	Army	Oct. 20, 2007	171	Synjyn Days	vs. Mississippi State	Dec. 31, 2014
170	Tashard Choice	Duke	Nov. 10, 2007	121	Justin Thomas	vs. Mississippi State	Dec. 31, 2014
142	Tashard Choice	North Carolina	Nov. 17, 2007	184	Marcus Marshall	Acorn State	Sept. 3, 2015

YDS	PLAYER	OPPONENT	DATE	YDS	PLAYER	OPPONENT	DATE
159	Marcus Marshall	Pittsburgh	Oct. 17, 2015	387	Joe Hamilton	Maryland	Sept. 30, 1999
195	Justin Thomas	Duke	Oct. 29, 2016	371	Eddie McAshan	Rice	Sept. 30, 1972
132	Dedrick Mills	North Carolina	Nov. 5, 2016	361	Mike Kelley	Navy	Nov. 17, 1979
143	Marcus Marshall	Virginia Tech	Nov. 12, 2016	354	George Godsey	Maryland	Nov. 18, 2000
121	Matthew Jordan	Virginia Tech	Nov. 12, 2016	341	Joe Hamilton	Georgia (OT)	Nov. 27, 1999
127	Marcus Marshall	Virginia Tech	Nov. 19, 2016	337	Joe Hamilton	Virginia	Nov. 8, 1997
169	Dedrick Mills	Kentucky	Dec. 31, 2016	333	Mike Kelley	Georgia	Nov. 29, 1980
249	TaQuon Marshall	Tennessee (2OT)	Sept. 4, 2017	333	George Godsey	Wake Forest	Oct. 14, 2000
124	KirVonte Benson	Tennessee (2OT)	Sept. 4, 2017	326	Taylor Bennett	West Virginia	Jan. 1, 2007
196	KirVonte Benson	Pittsburgh	Sept. 23, 2017	324	Joe Hamilton	Duke	Oct. 16, 1999
112	TaQuon Marshall	Pittsburgh	Sept. 23, 2017	323	George Godsey	Virginia	Nov. 9, 2000
137	TaQuon Marshall	North Carolina	Sept. 30, 2017	322	Joe Hamilton	Clemson	Nov. 13, 1999
137	KirVonte Benson	North Carolina	Sept. 30, 2017	320	George Godsey	Maryland (OT)	Oct. 11, 2001
163	TaQuon Marshall	Wake Forest	Oct. 21, 2017	320	Reggie Ball	North Carolina	Sept. 10, 2005
136	KirVonte Benson	Wake Forest	Oct. 21, 2017	319	Kim King	Virginia	Nov. 13, 1965
129	KirVonte Benson	Clemson	Oct. 28, 2017	317	Rick Strom	The Citadel	Sept. 12, 1987
143	TaQuon Marshall	Virginia	Nov. 4, 2017	313	Tommy Luginbill	North Carolina	Oct. 8, 1994
140	TaQuon Marshall	Duke	Nov. 18, 2017	310	Tommy Luginbill	Virginia	Oct. 15, 1994
113	TaQuon Marshall	South Florida	Sept. 8, 2018	309	Taylor Bennett	Maryland	Oct. 6, 2007
103	TaQuon Marshall	Pitt	Sept. 15, 2018	305	Shawn Jones	Georgia	Nov. 28, 1992
115	Tobias Oliver	Bowling Green	Sept. 29, 2018	303	Joe Hamilton	North Carolina	Sept. 26, 1998
175	TaQuon Marshall	Louisville	Oct. 5, 2018				
215	Tobias Oliver	Virginia Tech	Oct. 25, 2018				
120	Tobias Oliver	North Carolina	Nov. 3, 2018				
107	TaQuon Marshall	Virginia	Nov. 17, 2018				
106	Jordan Mason	Duke	Oct. 12, 2019				
141	Jordan Mason	Miami	Oct. 19, 2019				
141	Jordan Mason	NC State	Nov. 21, 2019				
112	James Graham	NC State	Nov. 21, 2019				
105	Jahmyr Gibbs	Syracuse	Sept. 26, 2020				
108	Jeff Sims	Duke	Nov. 28, 2020				
105	Jordan Mason	Duke	Nov. 28, 2020				

**PASSING****300-YARD PASSING GAMES (BY YARDS)**

YDS	PLAYER	OPPONENT	DATE
486	George Godsey	Virginia	Nov. 10, 2001
454	George Godsey	Clemson	Oct. 28, 2000
416	Darrell Gast	Duke	Oct. 31, 1987
387	Joe Hamilton	Florida State	Sept. 11, 1999

**PLAYERS WITH 100 YARDS RUSHING & PASSING****SAME GAME**

PLAYER	R / P	OPPONENT	DATE
Donnie Davis	103 / 206	at Duke	Oct. 7, 1995
Joe Hamilton	100 / 161	Central Florida	Sept. 18, 1999
Reggie Ball	103 / 108	at Vanderbilt (OT)	Sept. 27, 2003
Reggie Ball	130 / 164	Troy	Sept. 16, 2006
Joshua Nesbitt	151 / 109	Virginia Tech	Sept. 13, 2008
Joshua Nesbitt	103 / 136	vs. Clemson	Dec. 5, 2009
Joshua Nesbitt	140 / 131	Florida State	Oct. 10, 2009
Tevin Washington	122 / 101	Miami	Nov. 13, 2010
Tevin Washington	120 / 114	Maryland	Oct. 8, 2011
Tevin Washington	136 / 185	at Duke	Nov. 19, 2011
Tevin Washington	104 / 144	Clemson	Oct. 6, 2012
Vad Lee	112 / 169	at North Carolina	Nov. 10, 2012
Justin Thomas	137 / 188	Georgia Southern	Sept. 13, 2014
Justin Thomas	165 / 125	at Virginia Tech	Sept. 20, 2014
Justin Thomas	104 / 134	vs. Florida State	Dec. 6, 2014
Justin Thomas	121 / 125	vs. Miss. State	Dec. 31, 2014
Justin Thomas	195 / 264	Duke	Oct. 29, 2016
TaQuon Marshall	249 / 120	vs. Tennessee (2OT)	Sept. 4, 2017
TaQuon Marshall	143 / 179	at Virginia	Nov. 4, 2017
TaQuon Marshall	183 / 113	at USF	Sept. 8, 2018
James Graham	112 / 129	vs. NC State	Nov. 21, 2019
Jeff Sims	108 / 146	vs. Duke	Nov. 28, 2020

**300-YARD PASSING GAMES (BY DATE)**

YDS	PLAYER	OPPONENT	DATE
319	Kim King	Virginia	Nov. 13, 1965
371	Eddie McAshan	Rice	Sept. 30, 1972
361	Mike Kelley	Navy	Nov. 17, 1979
333	Mike Kelley	Georgia	Nov. 29, 1980
317	Rick Strom	The Citadel	Sept. 12, 1987
416	Darrell Gast	Duke	Oct. 31, 1987
305	Shawn Jones	Georgia	Nov. 28, 1992
313	Tommy Luginbill	North Carolina	Oct. 8, 1994
310	Tommy Luginbill	Virginia	Oct. 15, 1994
337	Joe Hamilton	Virginia	Nov. 8, 1997
303	Joe Hamilton	North Carolina	Sept. 26, 1998
387	Joe Hamilton	Florida State	Sept. 11, 1999
387	Joe Hamilton	Maryland	Sept. 30, 1999
324	Joe Hamilton	Duke	Oct. 16, 1999
322	Joe Hamilton	Clemson	Nov. 13, 1999
341	Joe Hamilton	Georgia (OT)	Nov. 27, 1999
333	George Godsey	Wake Forest	Oct. 14, 2000
454	George Godsey	Clemson	Oct. 28, 2000
323	George Godsey	Virginia	Nov. 9, 2000
354	George Godsey	Maryland	Nov. 18, 2000
320	George Godsey	Maryland (OT)	Oct. 11, 2001
486	George Godsey	Virginia	Nov. 10, 2001
320	Reggie Ball	North Carolina	Sept. 10, 2005
326	Taylor Bennett	West Virginia	Jan. 1, 2007
309	Taylor Bennett	Maryland	Oct. 6, 2007

**RECEIVING****100-YARD RECEIVING GAMES (BY YARDS)**

YDS	PLAYER	OPPONENT	DATE
243	Dez White	Virginia	Oct. 17, 1998
230	Demaryius Thomas	Duke	Oct. 4, 2008
223	Derrick Steagall	Virginia	Nov. 8, 1997
215	Dez White	Maryland	Sept. 30, 1999
209	Kelly Campbell	Clemson	Oct. 28, 2000
203	Kelly Campbell	North Carolina (OT)	Oct. 9, 1999
203	Kris Kentera	Navy	Nov. 17, 1979
202	Buck Martin	Auburn	Oct. 20, 1951
198	John Sias	Navy	Nov. 9, 1968
194	Jonathan Smith	Wake Forest	Oct. 11, 2003
193	Greg Lester	Duke	Oct. 31, 1987



YDS	PLAYER	OPPONENT	DATE
193	Kelly Campbell	Syracuse	Aug. 26, 2001
190	Kelly Campbell	Duke	Oct. 16, 1999
186	Calvin Johnson	West Virginia	Jan. 1, 2007
181	Stephen Hill	Western Carolina	Sept. 1, 2011
176	Jason McGill	Maryland	Oct. 10, 1992
174	Demarius Thomas	Mississippi State	Oct. 3, 2009
172	Will Glover	Virginia	Nov. 10, 2001
171	Craig Baynham	Virginia	Nov. 13, 1965
171	Dez White	North Carolina	Sept. 26, 1998
170	Jonathan Smith	Clemson	Sept. 20, 2003
168	Calvin Johnson	NC State	Nov. 4, 2006
165	Calvin Johnson	Virginia	Sept. 21, 2006
165	Dez White	Georgia (OT)	Nov. 27, 1999
164	Drew Hill	Notre Dame	Nov. 18, 1978
161	Kerry Watkins	Virginia	Nov. 10, 2001
155	Greg Smith	North Carolina	Nov. 17, 2007
155	Jonathan Smith	NC State	Oct. 4, 2003
155	Will Glover	Wake Forest	Nov. 17, 2001
154	Drew Hill	Duke	Sept. 9, 1978
151	Stephen Hill	North Carolina	Sept. 24, 2011
148	John Sias	Tennessee	Oct. 14, 1967
147	Kerry Watkins	Maryland	Nov. 18, 2000
147	Kelly Campbell	Wake Forest	Oct. 14, 2000
146	Jimmy Robinson	Rice	Sept. 30, 1972
144	John Sias	TCU	Sept. 30, 1967
143	John Sias	Duke	Nov. 2, 1968
142	Charlie Rogers	UCF	Oct. 26, 1996
141	Kelly Campbell	Florida State	Sept. 11, 1999
140	Harvey Middleton	Georgia	Nov. 29, 1997
139	Kerry Watkins	Clemson	Sept. 14, 2002
139	Demarius Thomas	Maryland	Oct. 6, 2007
138	Jimmy Robinson	Michigan State	Sept. 23, 1972
136	James Johnson	Virginia Tech	Nov. 1, 2007
135	Kelly Campbell	Clemson	Nov. 13, 1999
133	Calvin Johnson	Maryland	Oct. 7, 2006
133	Demarius Thomas	Miami	Sept. 17, 2009
132	Steve Harkey	South Carolina	Sept. 12, 1970
132	DeAndre Smelter	Wofford	Aug. 30, 2014
131	Damarius Bilbo	North Carolina	Sept. 10, 2005
131	Calvin Johnson	Connecticut	Nov. 13, 2004
131	Mark Fields	Rice	Sept. 30, 1972
130	Calvin Johnson	NC State	Oct. 6, 2005
129	Harvey Middleton	Duke	Sept. 26, 1996
129	Dez White/Notre	Dame	Jan. 1, 1999
127	Kelly Campbell	Duke	Oct. 21, 2000
127	Kerry Watkins	Maryland	Oct. 17, 2002
127	Calvin Johnson	Clemson	Sept. 11, 2004
127	Demarius Thomas	Georgia	Nov. 28, 2009
126	Gary Williams	Georgia	Nov. 27, 1965
126	Harvey Middleton	Duke	Oct. 7, 1995
126	Stephen Hill	Middle Tennessee	Sept. 10, 2011
125	Derrick Steagall	Duke	Nov. 15, 1997
123	Calvin Johnson	Virginia Tech	Sept. 24, 2005
122	Marlon Hegg	Tulane	Oct. 25, 1980
122	Gary Lee	Georgia	Nov. 29, 1986
121	Leon Chadwick	Notre Dame	Oct. 6, 1979
121	Jonathan Smith	BYU	Aug. 28, 2003
120	Jimmy Robinson	Tulane	Oct. 27, 1973
119	Bobby Rodriguez	Georgia	Dec. 1, 1990
117	Calvin Johnson	Wake Forest	Dec. 2, 2006
117	Embry Peoples	Vanderbilt	Oct. 31, 2009
116	Charlie Simmons	Duke	Oct. 30, 1993
115	Billy Williamson	Georgia	Dec. 2, 1961
115	Calvin Johnson	Virginia Tech	Sept. 30, 2006

YDS	PLAYER	OPPONENT	DATE
114	Dez White	Florida State	Sept. 11, 1999
114	Calvin Johnson	North Carolina	Sept. 10, 2005
114	Darren Waller	vs. Mississippi State	Dec. 31, 2014
113	Jimmy Robinson	South Carolina	Sept. 15, 1973
113	Mike Sheridan	Maryland	Nov. 11, 1996
112	Billy Martin	Florida State	Nov. 9, 1963
112	Ken Whisenhunt	Duke	Nov. 3, 1984
112	Keenan Walker	NC State	Oct. 3, 1992
112	Bobby Rodriguez	Wake Forest	Nov. 14, 1992
112	Derrick Steagall	West Virginia	Dec. 29, 1997
111	Kris Kentera	Auburn	Oct. 20, 1979
111	Harvey Middleton	NC State	Oct. 11, 1997
111	Calvin Johnson	Notre Dame	Sept. 2, 2006
111	Clinton Lynch	South Florida	Sept. 8, 2018
110	Dez White	Duke	Oct. 3, 1998
109	Harvey Middleton	Maryland	Nov. 22, 1997
108	Jonathan Smith	The Citadel	Sept. 1, 2001
108	Kelly Campbell	Maryland (OT)	Oct. 11, 2001
108	Jonathan Smith	Georgia	Nov. 29, 2003
108	Calvin Johnson	Virginia	Nov. 20, 2004
108	Orwin Smith	Kansas	Sept. 17, 2011
107	Greg Lester	Auburn	Oct. 17, 1987
107	Greg Lester	Boston College	Sept. 14, 1991
107	Harvey Middleton	Navy	Nov. 23, 1996
107	Harvey Middleton	Wake Forest	Sept. 20, 1997
107	DeAndre Smelter	Virginia	Nov. 1, 2014
106	Harvey Middleton	Clemson	Oct. 19, 1996
106	Harvey Middleton	Duke	Nov. 15, 1997
106	Kelly Campbell	Stanford	Dec. 27, 2001
106	DeAndre Smelter	Georgia Southern	Sept. 13, 2014
105	Marlon Hegg	Georgia	Nov. 29, 1980
105	Derrick Steagall	Wake Forest	Nov. 13, 1993
105	Harvey Middleton	Clemson	Sept. 27, 1997
105	Nate Curry	Syracuse	Dec. 21, 2004
105	Adonias Sanders	NC State	Dec. 5, 2020
104	Jonathan Smith	Duke	Nov. 8, 2003
103	Bill Sennett	Tulane	Sept. 18, 1954
103	John Sias	Auburn	Oct. 19, 1968
103	Damarius Bilbo	Utah	Dec. 29, 2005
103	Robert Godhigh	Clemson	Nov. 14, 2013
103	Ricky Jeune	Virginia	Oct. 31, 2015
102	John Hicks	VMI	Nov. 10, 1951
102	Billy Williamson	Penn State	Dec. 30, 1961
102	Derrick Steagall	Furman	Sept. 11, 1993
102	Kerry Watkins	Wake Forest	Oct. 5, 2002
101	John Sias	Miami	Sept. 28, 1968
101	Demarius Thomas	Jacksonville State	Sept. 5, 2009
101	DeAndre Smelter	at Virginia Tech	Sept. 20, 2014
100	John Sias	Tulane	Oct. 26, 1968
100	Dez White	Miami	Jan. 1, 2000
100	Levon Thomas	Clemson	Sept. 11, 2004

**100-YARD RECEIVING GAMES (BY DATE)**

YDS	PLAYER	OPPONENT	DATE
202	Buck Martin	Auburn	Oct. 20, 1951
102	John Hicks	VMI	Nov. 10, 1951
103	Bill Sennett	Tulane	Sept. 18, 1954
115	Billy Williamson	Georgia	Dec. 2, 1961
102	Billy Williamson	Penn State	Dec. 30, 1961
112	Billy Martin	Florida State	Nov. 9, 1963
171	Craig Baynham	Virginia	Nov. 13, 1965
126	Gary Williams	Georgia	Nov. 27, 1965
144	John Sias	TCU	Sept. 30, 1967
148	John Sias	Tennessee	Oct. 14, 1967



YDS	PLAYER	OPPONENT	DATE	YDS	PLAYER	OPPONENT	DATE
101	John Sias	Miami	Sept. 28, 1968	172	Will Glover	Virginia	Nov. 10, 2001
103	John Sias	Auburn	Oct. 19, 1968	161	Kerry Watkins	Virginia	Nov. 10, 2001
100	John Sias	Tulane	Oct. 26, 1968	155	Will Glover	Wake Forest	Nov. 17, 2001
143	John Sias	Duke	Nov. 2, 1968	106	Kelly Campbell	Stanford	Dec. 27, 2001
198	John Sias	Navy	Nov. 9, 1968	139	Kerry Watkins	Clemson	Sept. 14, 2002
132	Steve Harkey	South Carolina	Sept. 12, 1970	102	Kerry Watkins	Wake Forest	Oct. 5, 2002
138	Jimmy Robinson	Michigan State	Sept. 23, 1972	127	Kerry Watkins	Maryland	Oct. 17, 2002
146	Jimmy Robinson	Rice	Sept. 30, 1972	121	Jonathan Smith	BYU	Aug. 28, 2003
131	Mark Fields	Rice	Sept. 30, 1972	170	Jonathan Smith	Clemson	Sept. 20, 2003
113	Jimmy Robinson	South Carolina	Sept. 15, 1973	155	Jonathan Smith	NC State	Oct. 4, 2003
111	Kris Kentera	Auburn	Oct. 20, 1979	194	Jonathan Smith	Wake Forest	Oct. 11, 2003
120	Jimmy Robinson	Tulane	Oct. 27, 1973	104	Jonathan Smith	Duke	Nov. 8, 2003
154	Drew Hill	Duke	Sept. 9, 1978	108	Jonathan Smith	Georgia	Nov. 29, 2003
164	Drew Hill	Notre Dame	Nov. 18, 1978	127	Calvin Johnson	Clemson	Sept. 11, 2004
121	Leon Chadwick	Notre Dame	Oct. 6, 1979	100	Levon Thomas	Clemson	Sept. 11, 2004
203	Kris Kentera	Navy	Nov. 17, 1979	131	Calvin Johnson	Connecticut	Nov. 13, 2004
122	Marlon Heggs	Tulane	Oct. 25, 1980	108	Calvin Johnson	Virginia	Nov. 20, 2004
105	Marlon Heggs	Georgia	Nov. 29, 1980	105	Nate Curry	Syracuse	Dec. 21, 2004
112	Ken Whisenhunt	Duke	Nov. 3, 1984	131	Damarius Bilbo	North Carolina	Sept. 10, 2005
122	Gary Lee	Georgia	Nov. 29, 1986	114	Calvin Johnson	North Carolina	Sept. 10, 2005
107	Greg Lester	Auburn	Oct. 17, 1987	123	Calvin Johnson	Virginia Tech	Sept. 24, 2005
193	Greg Lester	Duke	Oct. 31, 1987	130	Calvin Johnson	NC State	Oct. 6, 2005
119	Bobby Rodriguez	Georgia	Dec. 1, 1990	103	Damarius Bilbo	Utah	Dec. 29, 2005
107	Greg Lester	Boston College	Sept. 14, 1991	111	Calvin Johnson	Notre Dame	Sept. 2, 2006
112	Keenan Walker	NC State	Oct. 3, 1992	165	Calvin Johnson	Virginia	Sept. 21, 2006
176	Jason McGill	Maryland	Oct. 10, 1992	115	Calvin Johnson	Virginia Tech	Sept. 30, 2006
112	Bobby Rodriguez	Wake Forest	Nov. 14, 1992	133	Calvin Johnson	Maryland	Oct. 7, 2006
102	Derrick Steagall	Furman	Sept. 11, 1993	168	Calvin Johnson	NC State	Nov. 4, 2006
116	Charlie Simmons	Duke	Oct. 30, 1993	117	Calvin Johnson	Wake Forest	Dec. 2, 2006
105	Derrick Steagall	Wake Forest	Nov. 13, 1993	186	Calvin Johnson	West Virginia	Jan. 1, 2007
126	Harvey Middleton	Duke	Oct. 7, 1995	139	Demaryius Thomas	Maryland	Oct. 6, 2007
129	Harvey Middleton	Duke	Sept. 26, 1996	136	James Johnson	Virginia Tech	Nov. 1, 2007
106	Harvey Middleton	Clemson	Oct. 19, 1996	155	Greg Smith	North Carolina	Nov. 17, 2007
142	Charlie Rogers	UCF	Oct. 26, 1996	230	Demaryius Thomas	Duke	Oct. 4, 2008
113	Mike Sheridan	Maryland	Nov. 11, 1996	101	Demaryius Thomas	Jacksonville State	Sept. 5, 2009
107	Harvey Middleton	Navy	Nov. 23, 1996	133	Demaryius Thomas	Miami	Sept. 17, 2009
107	Harvey Middleton	Wake Forest	Sept. 20, 1997	174	Demaryius Thomas	Mississippi State	Oct. 3, 2009
105	Harvey Middleton	Clemson	Sept. 27, 1997	117	Embyr Peoples	Vanderbilt	Oct. 31, 2009
111	Harvey Middleton	NC State	Oct. 11, 1997	127	Demaryius Thomas	Georgia	Nov. 28, 2009
223	Derrick Steagall	Virginia	Nov. 8, 1997	181	Stephen Hill	Western Carolina	Sept. 1, 2011
125	Derrick Steagall	Duke	Nov. 15, 1997	126	Stephen Hill	Middle Tennessee	Sept. 10, 2011
106	Harvey Middleton	Duke	Nov. 15, 1997	108	Orwin Smith	Kansas	Sept. 17, 2011
109	Harvey Middleton	Maryland	Nov. 22, 1997	151	Stephen Hill	North Carolina	Sept. 24, 2011
140	Harvey Middleton	Georgia	Nov. 29, 1997	103	Robert Godhigh	Clemson	Nov. 14, 2013
112	Derrick Steagall	West Virginia	Dec. 29, 1997	132	DeAndre Smelter	Wofford	Aug. 30, 2014
171	Dez White	North Carolina	Sept. 26, 1998	106	DeAndre Smelter	Georgia Southern	Sept. 13, 2014
110	Dez White	Duke	Oct. 3, 1998	101	DeAndre Smelter	at Virginia Tech	Sept. 20, 2014
243	Dez White	Virginia	Oct. 17, 1998	107	DeAndre Smelter	Virginia	Nov. 1, 2014
129	Dez White	Notre Dame	Jan. 1, 1999	114	Darren Waller	vs. Mississippi State	Dec. 31, 2014
141	Kelly Campbell	Florida State	Sept. 11, 1999	103	Ricky Jeune	Virginia	Oct. 31, 2015
114	Dez White	Florida State	Sept. 11, 1999	111	Clinton Lynch	South Florida	Sept. 8, 2018
215	Dez White	Maryland	Sept. 30, 1999	105	Adonias Sanders	NC State	Dec. 5, 2020
203	Kelly Campbell	North Carolina (OT)	Oct. 9, 1999				
190	Kelly Campbell	Duke	Oct. 16, 1999				
135	Kelly Campbell	Clemson	Nov. 13, 1999				
165	Dez White	Georgia (OT)	Nov. 27, 1999				
100	Dez White	Miami	Jan. 1, 2000				
147	Kelly Campbell	Wake Forest	Oct. 14, 2000				
127	Kelly Campbell	Duke	Oct. 21, 2000				
209	Kelly Campbell	Clemson	Oct. 28, 2000				
147	Kerry Watkins	Maryland	Nov. 18, 2000				
193	Kelly Campbell	Syracuse	Aug. 26, 2001				
108	Jonathan Smith	The Citadel	Sept. 1, 2001				
108	Kelly Campbell	Maryland (OT)	Oct. 11, 2001				

**PLAYERS WITH RUSHING & RECEIVING TOUCHDOWNS, SAME GAME**

PLAYER	OPPONENT	DATE
Stanley Flowers	Georgia	Dec. 1, 1956
Taz Anderson	Tennessee	Oct. 10, 1959
Chuck Graning	Kentucky	Sept. 17, 1960
Billy Williamson	Georgia	Dec. 2, 1961
Brent Cunningham	Miami	Sept. 26, 1970
Brent Cunningham	Duke	Oct. 31, 1970
Thomas Lang	Tulane	Oct. 23, 1971
Steven Raible	Florida State	Oct. 4, 1975
Drew Hill	Auburn	Oct. 15, 1977
Robert Lavette	Georgia	Nov. 26, 1983
Jerry Mays	Auburn	Oct. 19, 1985
Cory Collier	Wake Forest	Nov. 16, 1985
Malcolm King	The Citadel	Sept. 12, 1987
Howard Edwards	VMI	Nov. 5, 1988
Jerry Mays	NC State	Sept. 9, 1989
Jerry Mays	Clemson	Oct. 14, 1989
Jerry Mays	Wake Forest	Nov. 18, 1989
Jerry Mays	Georgia	Dec. 2, 1989
William Bell	Chattanooga	Sept. 22, 1990
Jerry Gilchrist	Virginia	Nov. 3, 1990
Bobby Rodriguez	Wake Forest	Nov. 17, 1990
William Bell	Nebraska	Jan. 1, 1991
Dorsey Levens	Baylor	Nov. 6, 1993
C.J. Williams	NC State	Nov. 11, 1995
C.J. Williams	NC State	Sept. 7, 1996
Charlie Rogers	UCF	Oct. 26, 1996
Kelly Campbell	NC State	Oct. 30, 1999
Joe Burns	North Carolina	Sept. 30, 2000
Kelly Campbell	Duke	Oct. 21, 2000
Kelly Campbell	Virginia	Nov. 9, 2000
Kelly Campbell	Stanford	Dec. 27, 2001
P.J. Daniels	Samford	Sept. 4, 2004
Calvin Johnson	Syracuse	Dec. 21, 2004
Roddy Jones	Kansas	Sept. 17, 2011
Orwin Smith	Kansas	Sept. 17, 2011
Robert Godhigh	at North Carolina	Nov. 10, 2012
David Sims	Elon	Aug. 31, 2013
DeAndre Smelter	at North Carolina	Oct. 18, 2014
Qua Searcy	Tulane	Sept. 12, 2015
Patrick Skov	at Notre Dame	Sept. 19, 2015
Clinton Lynch	at Virginia	Oct. 31, 2015
Jahmyr Gibbs	UCF	Sept. 19, 2020
Jahmyr Gibbs	Louisville	Oct. 9, 2020
Ahmarean Brown	Boston College	Oct. 24, 2020

**TWO 100-YARD RECEIVERS, SAME GAME**

PLAYERS, YARDS	OPPONENT	DATE
Jimmy Robinson, 146      Mark Fields, 131	Rice	Sept. 30, 1972
Derrick Steagall, 125      Harvey Middleton, 106	Duke	Nov. 15, 1997
Kelly Campbell, 141      Dez White, 114	Florida State	Sept. 11, 1999
Will Glover, 172      Kerry Watkins, 161	Virginia	Nov. 10, 2001
Calvin Johnson, 127      Levon Thomas, 100	Clemson	Sept. 11, 2004
Damarius Bilbo, 131      Calvin Johnson, 114	North Carolina	Sept. 10, 2005

**PLAYERS WITH 100 YARDS RUSHING & RECEIVING, SAME GAME**

PLAYER	RUSH / REC	OPPONENT	DATE
Orwin Smith	157 / 108	Kansas	Sept. 17, 2011
Robert Godhigh	126 / 103	at Clemson	Nov. 14, 2013

**PLAYERS TO THROW AND CATCH TOUCHDOWN IN SAME GAME**

PLAYER	OPPONENT	DATE
Joe Delary	Tulane	Oct. 27, 1956
Joe Hamilton	Notre Dame	Jan. 1, 1999
Jonathan Smith	North Carolina	Nov. 15, 2003
Taylor Bennett	North Carolina	Nov. 17, 2007

**GAMES****MOST GAMES PLAYED****SEASON**

14 – 2006 (9-5), 2009 (11-3), 2012 (7-7),  
2014 (11-3)

**MOST GAMES WON (OVERALL)****SEASON**

12 – 1952 (12-0)

**MOST GAMES WON (ACC)****SEASON**

7 – 1998 (7-1), 2006 (7-1), 2009 (7-1)

**MOST GAMES LOST (OVERALL)****SEASON**

10 – 1981 (1-10), 1994 (1-10)

**MOST GAMES LOST (ACC)****SEASON**

8 – 1994 (0-8)

**SCORING****MOST POINTS SCORED****GAME**

70 – vs. Navy (Sept. 8, 2001)  
vs. Elon (Aug. 31, 2013)

**ACC**

68 – at North Carolina  
(Nov. 10, 2012)

**HISTORIC**

222 – vs. Cumberland (Oct. 7, 1916)

**HALF**

52 (1st) – vs. Alabama A&M (Nov. 23, 2013)

**ACC**

40 (2nd) – at North Carolina  
(Nov. 10, 2012)

**HISTORIC**

126 (1st) – vs. Cumberland  
(Oct. 7, 1916)

**QUARTER**

34 (1st) – vs. Alcorn State (Sept. 3, 2015)

**ACC**

30 (3rd) – at North Carolina  
(Nov. 10, 2012)

**HISTORIC**

63 (1st) – vs. Cumberland  
(Oct. 7, 1916)  
63 (2nd) – vs. Cumberland  
(Oct. 7, 1916)

**SEASON**

530 – 2014

**HISTORIC**

491 – 1917

**LARGEST MARGIN OF VICTORY****GAME**

70 [70-0] – vs. Elon (Aug. 31, 2013)

**ACC**

56 [56-0] – vs. Syracuse  
(Oct. 19, 2013)

**HISTORIC**

222 [222-0] – vs. Cumberland  
(Oct. 7, 1916)

**LARGEST HALFTIME LEAD****GAME**

52 [52-0] – vs. Alabama A&M  
(Nov. 23, 2013)

**ACC**

38 [38-0] – vs. Duke  
(Sept. 26, 1996)

**HISTORIC**

126 [126-0] – vs. Cumberland  
(Oct. 7, 1916)

**LARGEST MARGIN OF DEFEAT****GAME**

66 [7-73] – vs. Clemson (Oct. 17, 2020)

**ACC**

66 [7-73] – vs. Clemson  
(Oct. 17, 2020)

**MOST POINTS PER GAME****SEASON**

40.7 – 1999

**HISTORIC**

66.0 – 1918

**MOST POINTS ALLOWED****GAME**

73 – vs. Clemson (Oct. 17, 2020)

**ACC**

73 – vs. Clemson (Oct. 17, 2020)

**HISTORIC**

94 – vs. Auburn (Nov. 17, 1894)

**SEASON**

396 – 2012

**FEWEST POINTS ALLOWED****GAME**

0 – many times, most recently:  
vs. Alcorn State (2018)

**ACC**

0 – seven times, most recently:  
vs. Syracuse (2013)

**SEASON**

33 – 1956

**HISTORIC**

5 – 1901

**FEWEST POINTS ALLOWED PER GAME****SEASON**

3.3 – 1956

**HISTORIC**

1.0 – 1901

**MOST TOUCHDOWNS****GAME**

10 – vs. Navy (Sept. 8, 2001)  
vs. Elon (Aug. 31, 2013)  
vs. Alcorn State (Sept. 3, 2015)

**ACC**

9 – vs. Wake Forest (Nov. 21, 1998)  
at North Carolina (Nov. 10, 2012)

**HISTORIC**

32 – vs. Cumberland (Oct. 7, 1916)

**SEASON**

72 – 2014

**MOST RUSHING TOUCHDOWNS****GAME**

9 – vs. Samford (Sept. 8, 2007)

**ACC**

7 – five times, most recently  
at Pittsburgh (Oct. 25, 2014)

**HISTORIC**

32 – vs. Cumberland (Oct. 7, 1916)

**SEASON**

48 – 2012

**MOST PASSING TOUCHDOWNS****GAME**

5 – vs. Rice (Sept. 30, 1972)  
vs. Clemson (Nov. 13, 1999)  
vs. Duke (Nov. 18, 2006)

**ACC**

5 – vs. Clemson (Nov. 13, 1999),  
vs. Duke (Nov. 18, 2006)

**SEASON**

29 – 1999

**MOST DEFENSIVE TOUCHDOWNS****GAME**

2 – nine times, most recently:  
at NC State (Nov. 8, 2014)

**ACC**

2 – vs. Wake Forest (Nov. 17, 1990)  
vs. Duke (Sept. 26, 1996)  
vs. NC State (Oct. 10, 1998)  
at NC State (Nov. 8, 2014)

**SEASON**

7 – 1998

**MOST FUMBLE RETURNS FOR TD****GAME**

1 – 37 times, most recently:  
vs. Duke (Nov. 28, 2020)

**SEASON**

7 – 1998\* NCAA RECORD

**MOST PUNT RETURNS FOR TD****GAME**

2 – vs. Navy (Oct. 23, 1965)

**SEASON**

3 – 1965

**MOST KICKOFF RETURNS FOR TD****GAME**

1 – 16 times, most recently:  
at Georgia (Nov. 24, 2018)

**SEASON**

2 – 1978, 2012

**MOST INTERCEPTION RETURNS FOR TD****GAME**

2 – vs. Tulane (Oct. 22, 1966)  
vs. Samford (Sept. 9, 2006)  
vs. Elon (Aug. 31, 2013)

**SEASON**

5 – 2014

**MOST TWO-POINT CONVERSIONS**
**GAME**

3 – vs. Duke (Nov. 2, 1968)

**ACC**

2 – vs. Wake Forest (Nov. 20, 1999)

**SEASON**

4 – 1968

**MOST TWO-POINT ATTEMPTS**
**GAME**

4 – vs. Georgia (Nov. 27, 1975)

**ACC**

3 – vs. Clemson (Sept. 29, 2001)

vs. Virginia (Nov. 10, 2001)

**SEASON**

7 – 2001

**MOST SAFETIES RECORDED**
**GAME**

1 – 21 times, most recently:

at Temple (Sept. 28, 2019)

**SEASON**

2 – 1951, 1952, 1953, 1991

**MOST SAFETIES ALLOWED**
**GAME**

2 – vs. South Carolina (Sept. 11, 1971)

**ACC**

1 – multiple times, most recently:

vs. Duke (Nov. 28, 2020)

**SEASON**

2 – 1971

**MOST PLAYERS TO SCORE TD**
**GAME**

9 – vs. Elon (Aug. 31, 2013)

**MOST PLAYERS TO RUSH FOR TD**
**GAME**

6 – seven times, most recently:

vs. Tulane (Sept. 12, 2015)

**MOST PLAYERS TO CATCH TD**
**GAME**

4 – vs. Clemson (Nov. 13, 1999)

vs. Georgia (Nov. 27, 1999)

**MOST PLAYERS TO THROW TD**
**GAME**

3 – vs. Tulane (Oct. 27, 1956)

vs. North Carolina (Nov. 17, 2007)

**RUSHING**
**MOST ATTEMPTS**
**GAME**

86 – vs. Virginia (Oct. 2, 1976),

vs. Tennessee (Sept. 4, 2017)

**ACC**

78 – at Virginia Tech

(Oct. 25, 2018)

**SEASON**

808 – 2012

**FEWEST ATTEMPTS**
**GAME**

19 – vs. Arizona (Sept. 1, 1994)

vs. North Carolina (Oct. 8, 1994)

**ACC**

19 – vs. North Carolina

(Oct. 8, 1994)

**SEASON**

349 – 1994

**MOST YARDS**
**GAME**

604 – vs. Kansas (Sept. 17, 2011)

**ACC**

542 – at Louisville (Oct. 5, 2018)

**SEASON**

4,789 – 2014

**MOST YARDS PER GAME**
**SEASON**

342.1 – 2014

**FEWEST YARDS**
**GAME**

-42 – vs. Notre Dame (Nov. 16, 1968)

**ACC**

5 – vs. Florida State (Nov. 5, 1994)

**SEASON**

629 – 1968

**FEWEST YARDS PER GAME**
**SEASON**

62.9 – 1968

**MOST YARDS PER ATTEMPT**
**SEASON**

6.06 – 2014 (790 attempts)

**PASSING**
**MOST ATTEMPTS**
**GAME**

63 – vs. Tennessee (Oct. 12, 1968)

**ACC**

57 – vs. Clemson (Oct. 28, 2000)

**SEASON**

413 – 2001

**FEWEST ATTEMPTS**
**GAME**

0 – vs. Notre Dame (Nov. 6, 1976),

vs. Tennessee (Oct. 8, 1977)

**ACC**

1 – at Virginia Tech

(Oct. 25, 2018)

**SEASON**

46 – 1975

**MOST COMPLETIONS**
**GAME**

39 – vs. Virginia (Nov. 10, 2001)

**ACC**

39 – vs. Virginia (Nov. 10, 2001)

**SEASON**

264 – 2001

**FEWEST COMPLETIONS**
**GAME**

0 – 14 times since 1953

**ACC**

0 – at Virginia Tech (Oct. 25, 2018)

**SEASON**

23 – 1977

**HIGHEST COMPLETION PERCENTAGE**
**GAME**

1.000 – four times

**ACC**

.880 [22-of-25] – vs. Florida State

(Sept. 11, 1999)

**SEASON**

.652 – 1999 [208-of-319]

**MOST YARDS**
**GAME**

486 – vs. Virginia (Nov. 10, 2001)

**ACC**

486 – vs. Virginia (Nov. 10, 2001)

**SEASON**

3,347 – 2001

**FEWEST YARDS**
**GAME**

0 – 14 times since 1953

**ACC**

0 – at Virginia Tech (Oct. 25, 2018)

**SEASON**

344 – 1977

**MOST YARDS PER GAME**
**SEASON**

283.4 – 1999

**MOST INTERCEPTIONS THROWN**
**GAME**

7 – vs. Wake Forest (Nov. 21, 1987)

**ACC**

7 – vs. Wake Forest (Nov. 21, 1987)

**SEASON**

23 – 1970

**MOST YARDS PER COMPLETION**
**GAME**

70.0 (2) – vs. Virginia Tech (Nov. 11, 2017)

**ACC**

70.0 (2) – vs. Virginia Tech

(Nov. 11, 2017)

**SEASON**

[200+ ATTEMPTS]

17.75 – 2004

**SEASON**

[150+ ATTEMPTS]

22.7 – 2009

**MOST YARDS PER ATTEMPT**
**GAME**

42.0 (1) – vs. Air Force (Oct. 1, 1977)

**ACC**

19.4 (11) – vs. Duke (Nov. 14,

2009)

**SEASON**

[200+ ATTEMPTS]

9.8 – 1999

**SEASON**

[150+ ATTEMPTS]

10.6 – 2009



**TOTAL OFFENSE****MOST PLAYS****GAME**

97 – vs. South Carolina (Sept. 12, 1970)  
vs. Clemson (Oct. 28, 2000)

**ACC**

97 – vs. Clemson (Oct. 28, 2000)

**SEASON**

1,002 – 2012

**MOST YARDS****GAME**

768 – vs. Kansas (Sept. 17, 2011)

**ACC**

627 – vs. Virginia (Nov. 9, 2000)

**SEASON**

6,671 – 2014

**FEWEST YARDS****GAME**

33 – vs. SMU (Oct. 3, 1953)

**ACC**

110 – vs. Florida State  
(Oct. 2, 1993)

**SEASON**

1,933 – 1957

**MOST YARDS PER GAME****SEASON**

509.0 – 1999

**FEWEST YARDS PER GAME****SEASON**

193.3 – 1957

**MOST YARDS PER PLAY****GAME**

13.5 – vs. Kansas (Sept. 17, 2011)

**ACC**

9.9 – vs. Duke (Oct. 29, 2016)

**SEASON**

6.81 – 1999

**FEWEST YARDS PER PLAY****GAME**

2.1 – vs. Alabama (Nov. 18, 1961)

vs. Notre Dame (Nov. 8, 1980)

**ACC**

2.2 – vs. Florida State (Oct. 2, 1993)

**MOST FIRST DOWNS****GAME**

34 – vs. Virginia (Nov. 9, 2000)

**ACC**

34 – vs. Virginia (Nov. 9, 2000)

**SEASON**

350 – 2014

**FEWEST FIRST DOWNS****GAME**

3 – vs. SMU (Oct. 3, 1953)

**ACC**

6 – vs. Virginia Tech (Sept. 24, 2005)

**SEASON**

109 – 1959

**MOST FIRST DOWNS BY RUSHING****GAME**

31 – at Virginia Tech (Oct. 25, 2018)

**ACC**

31 – at Virginia Tech (Oct. 25, 2018)

**SEASON**

259 – 2014

**MOST FIRST DOWNS BY PASSING****GAME**

22 – vs. Clemson (Oct. 28, 2000)

vs. Virginia (Nov. 10, 2001)

**ACC**

22 – vs. Clemson (Oct. 28, 2000)

vs. Virginia (Nov. 10, 2001)

**SEASON**

142 – 2000

**BIGGEST FIRST DOWN MARGIN****GAME**

+22 (28-6) – vs. Texas A&M

(Sept. 17, 1966)

**MOST THIRD-DOWN CONVERSIONS****GAME**

14 (of 19) – vs. Virginia (Nov. 9, 2000)

**MOST THIRD-DOWN ATTEMPTS****GAME**

23 – three times, most recently:

vs. Maryland (Oct. 11, 2001)

**FEWEST THIRD-DOWN CONVERSIONS****GAME**

0 (of 13) – vs. North Carolina (Oct. 4, 1980)

0 (of 10) – vs. BYU (Oct. 27, 2012)

**HIGHEST THIRD-DOWN PERCENTAGE****GAME**

.889 (8 of 9) – vs. Elon (Aug. 31, 2013)

**MOST FOURTH-DOWN CONVERSIONS****GAME**

5 – three times, most recently:

vs. Auburn (Oct. 18, 1986)

**MOST FOURTH-DOWN ATTEMPTS****GAME**

7 – vs. LSU (Oct. 13, 1956)

at Georgia (Nov. 24, 2012)

**HIGHEST TIME OF POSSESSION****GAME**

43:45 – vs. Boston College (Oct. 20, 2012)

**ACC**

43:45 – vs. Boston College

(Oct. 20, 2012)

**LOWEST TIME OF POSSESSION****GAME**

16:38 – vs. Alabama (Sept. 8, 1979)

**LONGEST SCORING DRIVE (PLAYS)****GAME**

20 – five times, most recently:

at Miami (Oct. 22, 2011)

**ACC**

20 – at Miami (Oct. 22, 2011)

**LONGEST SCORING DRIVE (TIME)****GAME**

10:47 (td) – vs. Virginia (Oct. 24, 2009)

**ACC**

10:47 (td) – vs. Virginia

(Oct. 24, 2009)

**KICKING****MOST POINTS BY KICKING****GAME**

18 – vs. The Citadel (Sept. 18, 1982)

**HISTORIC**

30 – vs. Cumberland (Oct. 7, 1916)

**SEASON**

107 – 2007

**MOST FIELD GOALS MADE****GAME**

5 – vs. The Citadel (Sept. 18, 1982)

**ACC**

4 – vs. Florida State (Oct. 17, 1992)

vs. Clemson (Sept. 29, 2001)

vs. Virginia (Nov. 17, 2018)

**SEASON**

23 – 2007

**MOST FIELD GOALS ATTEMPTED****GAME**

7 – vs. NC State (Oct. 20, 2001)

**ACC**

7 – vs. NC State (Oct. 20, 2001)

**SEASON**

28 – 2001, 2007

**MOST FIELD GOALS MISSED****GAME**

5 – vs. NC State (Oct. 20, 2001)

**ACC**

5 – vs. NC State (Oct. 20, 2001)

**MOST PATS MADE****GAME**

10 – vs. Navy (Sept. 8, 2001)

vs. Elon (Aug. 31, 2013)

**ACC**

9 – vs. Wake Forest (Nov. 21, 1998)

at Louisville (Oct. 5, 2018)

**HISTORIC**

30 – vs. Cumberland (Oct. 7, 1916)

**SEASON**

65 – 2014

**MOST PATs ATTEMPTED**
**GAME**

10 – vs. Navy (Sept. 8, 2001)  
vs. Elon (Aug. 31, 2013)  
vs. Alcorn State (Sept. 3, 2015)

**ACC**

9 – vs. Wake Forest (Nov. 21, 1998)  
at Virginia Tech (Oct. 25, 2018)

**HISTORIC**

30 – vs. Cumberland (Oct. 7, 1916)

**SEASON**

66 – 2014

**MOST PATs MISSED**
**GAME**

3 – three times, most recently:  
vs. Duke (1993)

**PUNTING**
**MOST PUNTS**
**GAME**

13 – vs. Georgia (Nov. 30, 2019)

**ACC**

12 – vs. Clemson (Sept. 26, 1987)  
vs. Florida State (Oct. 18, 1997)

**HISTORIC**

21 – vs. Florida (Nov. 19, 1938)

**SEASON**

89 – 1980

**HIGHEST PUNTING AVERAGE**
**GAME**

55.5 (2) – vs. Clemson (Sept. 29, 2001)

**ACC**

55.5 (2) – vs. Clemson  
(Sept. 29, 2001)

**SEASON**

47.60 – 2020

**HIGHEST NET PUNTING AVERAGE**
**SEASON**

44.6 – 2020

**KICK RETURNS**
**MOST RETURNS**
**GAME**

11 – vs. Notre Dame (Nov. 5, 1977)

**ACC**

9 – at Clemson (Nov. 14, 2013)

**SEASON**

54 – 2009

**MOST YARDS**
**GAME**

284 (11) – vs. Notre Dame (Nov. 5, 1977)

**ACC**

236 (6) – vs. Duke (Oct. 27, 1990)

**SEASON**

1,176 – 2009

**MOST YARDS PER RETURN**
**GAME**

60.5 (2) – vs. Tulane (Oct. 26, 1957)

**ACC**

52.0 (3) – vs. Maryland  
(Oct. 31, 1998)

**SEASON**

26.9 – 1957

**PUNT RETURNS**
**MOST RETURNS**
**GAME**

9 – vs. The Citadel (Sept. 1, 2001)

**ACC**

8 – vs. Duke (Oct. 6, 2001)  
vs. Florida State (Nov. 9, 2002)  
vs. Duke (Nov. 16, 2002)

**SEASON**

54 – 1952

**MOST YARDS**
**GAME**

294 (5) – vs. Navy (Oct. 23, 1965)

**ACC**

117 (6) – vs. Virginia (Oct. 17, 1998)

**SEASON**

564 – 1951

**MOST YARDS PER RETURN**
**GAME**

68.0 (2) – vs. South Carolina  
(Sept. 16, 1972)

**ACC**

42.0 (2) – vs. Virginia  
(Nov. 22, 2003),  
vs. Miami (Sept. 22, 2012)

**SEASON**

23.0 – 1965

**TURNOVERS**
**MOST TURNOVERS**
**GAME**

10 – vs. Duke (Oct. 30, 1976)

**ACC**

8 – vs. Wake Forest (Nov. 21, 1987)

**MOST FUMBLES**
**GAME**

9 – at Miami (Nov. 21, 2015)

**ACC**

9 – at Miami (Nov. 21, 2015)

**SEASON**

51 – 1951

**FEWEST FUMBLES**
**SEASON**

11 – 1985

**MOST FUMBLES LOST**
**GAME**

6 – vs. Tennessee (Oct. 12, 1968)

**ACC**

4 – vs. Wake Forest (Nov. 19, 1994)  
vs. North Carolina (Oct. 9, 1999)  
vs. North Carolina (Nov. 17, 2007)

**SEASON**

12 – 2020

**MOST OPPONENT FUMBLES**
**GAME**

9 – vs. Clemson (Sept. 28, 1963)

**ACC**

7 – at Pittsburgh (Oct. 25, 2014)

**SEASON**

28 – 2010

**MOST OPPONENT FUMBLES RECOVERED**
**GAME**

6 – vs. Furman (Sept. 2, 1995)

vs. Tulsa (Jan. 4, 2004)  
at Pittsburgh (Oct. 25, 2014)

**ACC**

6 – at Pittsburgh (Oct. 25, 2014)

**SEASON**

15 – 2000, 2007

**HIGHEST TURNOVER MARGIN**
**SEASON**

18 – 2000

**HIGHEST TURNOVER MARGIN PER GAME**
**SEASON**

1.64 – 2000

**DEFENSE**
**MOST INTERCEPTIONS**
**GAME**

8 – vs. Saint Mary's (Jan. 1, 1947)

vs. Georgia (Dec. 1, 1951)

**ACC**

4 – seven times

**SEASON**

30 – 1969

**MOST INTERCEPTION RETURN YARDS**
**GAME**

173 (3) – vs. Elon (Aug. 31, 2013)

**ACC**

137 (4) – vs. Wake Forest  
(Nov. 17, 1990)

**SEASON**

437 – 1972

**MOST SACKS**
**GAME**

11 – vs. Maryland (Oct. 6, 1990)

vs. Maryland (Oct. 9, 1993)

**ACC**

11 – vs. Maryland (Oct. 6, 1990)  
vs. Maryland (Oct. 9, 1993)

**SEASON**

45 – 1990, 1991

**MOST SACK YARDS****GAME**

70 (7) – vs. Tulsa (Jan. 4, 2004)

**ACC**67 (10) – vs. Maryland  
(Oct. 9, 1993)**MOST TACKLES FOR LOSS****GAME**

19 – vs. Notre Dame (Sept. 1, 2007)

**ACC**17 – vs. Maryland (Nov. 22, 1997)  
vs. Clemson (Sept. 29, 2001)**MOST TOTAL OFFENSE YARDS ALLOWED****GAME**

667 – vs. Notre Dame (Nov. 5, 1977)

**ACC**636 – at North Carolina  
(Oct. 29, 2016)**SEASON**

5,758 – 2014

**FEWEST TOTAL OFFENSE YARDS****ALLOWED****GAME**

32 – vs. Florida (Sept. 14, 1963)

**ACC**

82 – vs. Maryland (Oct. 9, 2004)

**SEASON**

1,513 – 1948

**FEWEST YARDS ALLOWED PER GAME****SEASON**

151.3 – 1948

**MOST FIRST DOWNS ALLOWED****GAME**

38 – vs. Duke (Oct. 31, 1987)

**ACC**

38 – vs. Duke (Oct. 31, 1987)

**SEASON**

300 – 2014

**FEWEST FIRST DOWNS ALLOWED****GAME**2 – vs. Tulane (Oct. 21, 1933), vs. Duke  
(Oct. 29, 1955)**ACC**8 – vs. North Carolina (Oct. 5, 1985)  
vs. North Carolina (Sept. 26, 2009)**SEASON**

86 – 1948

**MOST RUSHING YARDS ALLOWED****GAME**

431 – vs. Georgia (Nov. 27, 1975)

**ACC**342 – vs. North Carolina  
(Oct. 2, 1982)  
vs. North Carolina (Oct. 8, 1994)**SEASON**

2,732 – 1982

**FEWEST RUSHING YARDS ALLOWED****GAME**

-56 – vs. Tulsa (Jan. 4, 2004)

**ACC**

-30 – vs. Maryland (Sept. 28, 1995)

**SEASON**

749 – 1948

**FEWEST RUSHING YARDS ALLOWED****PER GAME****SEASON**

74.9 – 1948

**MOST PASSING YARDS ALLOWED****GAME**

501 – vs. Wake Forest (Nov. 4, 1995)

**ACC**501 – vs. Wake Forest  
(Nov. 4, 1995)**SEASON**

3,412 – 2014

**FEWEST PASSING YARDS ALLOWED****GAME**

-3 – vs. South Carolina (Nov. 19, 1949)

**ACC**

39 – vs. NC State (Oct. 1, 1994)

**SEASON**

334 – 1957

**FEWEST YARDS ALLOWED PER GAME****SEASON**

33.4 – 1957

**MOST COMPLETIONS ALLOWED****GAME**

43 – at Virginia (Oct. 26, 2013)

**ACC**

43 – at Virginia (Oct. 26, 2013)

**SEASON**

282 – 2014

**FEWEST COMPLETIONS ALLOWED****GAME**0 – four times, most recently:  
vs. Georgia (Nov. 27, 1974)**ACC**3 – vs. Clemson (Oct. 13, 1990)  
vs. NC State (Oct. 1, 1994)**SEASON**

31 – 1957

**MOST OPPONENT PASS ATTEMPTS****GAME**

65 – vs. Wake Forest (Nov. 4, 1995)

**ACC**

65 – vs. Wake Forest (Nov. 4, 1995)

**SEASON**

461 – 2006

**FEWEST OPPONENT PASS ATTEMPTS****GAME**1 – vs. Alabama (Oct. 17, 1953)  
vs. Kentucky (Sept. 20, 1958)**ACC**

11 – vs. NC State (Oct. 1, 1994)

**SEASON**

73 – 1957

**SPECIAL TEAMS****MOST KICKS BLOCKED****GAME**2 – nine times, most recently:  
vs. Ole Miss (2013)**MOST PUNTS BLOCKED****GAME**2 – vs. Tulane (Oct. 28, 1961)  
vs. UConn (Nov. 13, 2004)**MOST FIELD GOALS BLOCKED****GAME**2 – three times, most recently:  
vs. Boston College (1991)**MOST PATs BLOCKED****GAME**

2 – vs. Notre Dame (Nov. 18, 1967)

**PENALTIES****MOST PENALTIES****GAME**

19 – vs. Florida State (Sept. 9, 2000)

**ACC**19 – vs. Florida State  
(Sept. 9, 2000)**SEASON**

95 – 2000

**FEWEST PENALTIES****GAME**0 – seven times, most recently:  
vs. Alcorn State (Sept. 3, 2015)**ACC**

0 – vs. Syracuse (Oct. 19, 2013)

**SEASON**

24 – 1964

**MOST PENALTY YARDS****GAME**

140 – vs. Florida State (Sept. 9, 2000)

**ACC**140 – vs. Florida State  
(Sept. 9, 2000)**SEASON**

792 – 2002

**FEWEST PENALTY YARDS****GAME**0 – seven times, most recently:  
vs. Alcorn State (Sept. 3, 2015)**ACC**

0 – vs. Syracuse (Oct. 19, 2013)

**SEASON**

211 – 1964



GAMES				OFFENSE				DEFENSE					
GAMES PLAYED				TOTAL OFFENSE				TOTAL DEFENSE					
	GP	YEAR	W-L	YPG	YARDS	GP	YEAR	YPG	YDS	GP	YEAR		
1.	14	2006	9-5	1. 509.0	5,599	11	1999	1. 151.3	1,513	10	1948		
	14	2009	11-3	2. 476.5	6,671	14	2014	2. 177.8	1,778	10	1957		
	14	2012	7-7	3. 458.8	5,964	13	2011	3. 178.5	1,785	10	1961		
	14	2014	11-3	4. 441.1	6,175	14	2012	4. 181.8	2,182	12	1952		
	5.	13	1991	8-5	5. 435.4	4,789	11	2000	5. 199.9	1,999	10	1955	
		13	2001	8-5	6. 429.7	5,586	13	2013	6. 200.3	2,003	10	1956	
		13	2002	7-6	7. 422.1	5,910	14	2009	7. 201.8	2,018	10	1958	
		13	2003	7-6	8. 417.9	5,015	12	2001	8. 206.6	2,066	10	1966	
		13	2008	9-4	9. 414.3	4,556	11	1984	9. 207.4	2,489	12	1951	
		13	2010	6-7	10. 408.8	5,314	13	2018	10. 208.0	2,080	10	1963	
		13	2011	8-5									
		13	2013	7-6									
		13	2016	9-4									
13		2018	7-6										
GAMES WON				RUSHING OFFENSE				RUSHING DEFENSE					
	W	YEAR	W-L	YPG	YARDS	GP	YEAR	YPG	YDS	GP	YEAR		
1.	12	1952	12-0	1. 342.1	4,789	14	2014	1. 74.9	749	10	1948		
	11	1951	11-0-1	2. 329.7	3,637	11	1975	2. 91.2	1,003	11	1995		
2.	11	1990	11-0-1	3. 325.0	4,225	13	2018	3. 94.5	1,039	11	2000		
	11	2014	11-3	4. 323.3	4,203	13	2010	4. 94.9	949	10	1961		
5.	10	1928	10-0	5. 316.5	4,114	13	2011	5. 100.2	1,002	10	1964		
	10	1947	10-1	6. 311.2	4,357	14	2012	6. 100.5	1,307	13	2003		
	10	1956	10-1	7. 307.4	3,381	11	2017	7. 102.4	1,024	10	1962		
	10	1998	10-2	8. 299.3	3,891	13	2013	8. 103.9	1,247	12	2005		
	10	2009*	10-3	9. 295.4	4,136	14	2009	9. 104.6	1,255	12	2004		
	9	1917	9-0	10. 287.5	3,162	11	1974	10. 104.8	1,467	14	2006		
	9	1942	9-2										
	9	1946	9-2										
	9	1953	9-2-1										
	9	1955	9-1-1										
ACC GAMES WON				PASSING OFFENSE				PASSING DEFENSE					
	W	YEAR	W-L	YPG	YARDS	GP	YEAR	YPG	YDS	GP	YEAR		
10.	9	1917	9-0	1. 283.4	3,117	11	1999	1. 33.4	334	10	1957		
	9	1942	9-2	2. 278.9	3,347	12	2001	2. 57.1	571	10	1958		
	9	1946	9-2	3. 271.1	2,982	11	2000	3. 58.7	587	10	1954		
	9	1953	9-2-1	4. 245.6	2,702	11	1994	4. 65.8	658	10	1955		
	9	1955	9-1-1	5. 237.6	2,376	10	1968	5. 69.0	828	12	1953		
	9	1966	9-2	6. 234.5	2,580	11	1992	6. 71.9	719	10	1956		
	9	1985	9-2-1	7. 215.5	2,370	11	1997	7. 72.5	870	12	1952		
	9	2000	9-3	8. 212.3	2,547	12	1991	8. 74.3	743	10	1963		
	9	2008	9-4	9. 211.1	2,744	13	2002	9. 76.4	764	10	1948		
	9	2016	9-4	10. 207.7	2,284	11	1987	10. 80.8	808	10	1949		
				SCORING OFFENSE				SCORING DEFENSE					
				PPG	PTS	GP	YEAR	PPG	PTS	GP	YEAR		
				1. 66.0	462	7	1918	1. 1.0	5	5	1901		
				2. 54.5	491	9	1917	2. 1.8	16	9	1920		
				3. 46.8	421	9	1916	3. 1.9	17	9	1917		
				4. 40.7	448	11	1999	4. 2.2	20	9	1916		
				5. 40.0	360	9	1921	5. 2.3	21	9	1911		
				6. 37.9	530	14	2014	6. 3.0	24	8	1915		
				7. 35.5	391	11	1998	7. 3.3	33	10	1919		
				8. 35.1	456	13	2013		33	10	1956		
				9. 34.7	312	9	1920	9. 3.4	34	10	1904		
				10. 34.3	446	13	2011	10. 3.9	39	10	1927		

\* finished 11-3 in 14 games in 2009 but win in ACC Championship Game later vacated as part of NCAA sanctions

**TURNOVERS**

TURNOVER MARGIN					
	AVG	+/-	DIFF.	GP	YEAR
1.	+1.64	+18	30/12	11	2000
2.	+1.50	+15	31/16	10	1956
3.	+1.45	+16	46/30	11	1953
4.	+1.27	+14	40/26	11	1990
5.	+1.20	+12	25/13	10	1955
6.	+1.18	+13	31/18	11	1986
7.	+1.09	+12	34/22	11	1973
8.	+1.00	+11	30/19	11	1984



**SCORING****MOST POINTS SCORED****GAME**

PTS	OPPONENT	DATE
1. 70	Navy	Sept. 8, 2001
70	Elon	Aug. 31, 2013
3. 69	Samford	Sept. 8, 2007
69	Alcorn St.	Sept. 3, 2015
5. 68	North Carolina	Nov. 10, 2012
6. 66	Kansas	Sept. 17, 2011
66	Alabama A&M	Nov. 23, 2013
66	Louisville	Oct. 5, 2018
9. 65	Tulane	Sept. 12, 2015
10. 63	Wake Forest	Nov. 21, 1998
63	W. Carolina	Sept. 1, 2011
63	Bowling Green	Sept. 29, 2018

**HISTORIC**

PTS	OPPONENT	DATE
1. 222	Cumberland	Oct. 7, 1916
2. 128	NC State	Nov. 18, 1918
3. 123	11th Cavalry	Oct. 19, 1918
4. 118	Furman	Oct. 12, 1918
5. 105	Mercer	Oct. 10, 1914

**HALF**

PTS	OPPONENT	DATE
1. 52 (1st)	Alabama A&M	Nov. 23, 2013
2. 48 (1st)	Alcorn State	Sept. 3, 2015
3. 45 (1st)	Samford	Sept. 8, 2007
4. 42 (1st)	Navy	Sept. 8, 2001
42 (2nd)	vs. Tulsa	Jan. 4, 2004
42 (1st)	W. Carolina	Sept. 1, 2011
42 (2nd)	Kansas	Sept. 17, 2011
42 (1st)	Elon	Aug. 31, 2013
9. 40 (2nd)	North Carolina	Nov. 10, 2012
10. 38 (2nd)	Texas A&M	Sept. 17, 1966
38 (1st)	Duke	Sept. 26, 1996

**QUARTER**

PTS	OPPONENT	DATE
1. 34 (1st)	Alcorn State	Sept. 3, 2015
2. 32 (4th)	Chattanooga	Nov. 9, 1985
3. 31 (2nd)	Vanderbilt	Aug. 31, 2002
4. 30 (3rd)	North Carolina	Nov. 10, 2012
5. 28	Eight times, most recently:	
(2nd)	Alabama A&M	Nov. 23, 2013

**HOME GAMES**

PTS	OPPONENT	DATE
1. 70	Elon	Aug. 31, 2013
2. 69	Samford	Sept. 8, 2007
69	Alcorn State	Sept. 3, 2015
4. 66	Kansas	Sept. 17, 2011
66	Alabama A&M	Nov. 23, 2013
6. 65	Tulane	Sept. 12, 2015
7. 63	Wake Forest	Nov. 21, 1998
63	W. Carolina	Sept. 1, 2011
9. 59	NC State	Oct. 11, 1986
59	Presbyterian	Sept. 8, 2012

**ROAD GAMES**

PTS	OPPONENT	DATE
1. 70	Navy	Sept. 8, 2001
2. 68	North Carolina	Nov. 10, 2012
3. 66	Louisville	Oct. 5, 2018
4. 56	Vanderbilt	Oct. 31, 2009
56	Pittsburgh	Oct. 25, 2014
56	NC State	Nov. 8, 2014
7. 49	Navy	Sept. 4, 1999
49	Florida State	Oct. 10, 2009
49	Duke	Nov. 14, 2009
49	Middle Tenn.	Sept. 10, 2011
49	vs. Miss. State	Dec. 31, 2014
49	Virginia Tech	Oct. 25, 2018

**VS. RANKED OPPONENTS**

PTS	OPPONENT	DATE
1. 59	(17) NC State	Oct. 11, 1986
2. 51	(16) Georgia (OT)	Nov. 27, 1999
3. 49	(7) Miss. State	Dec. 31, 2014
4. 47	(23) NC State	Oct. 10, 1998
5. 45	(13) Nebraska	Jan. 1, 1991
45	(13) Georgia	Nov. 29, 2008
7. 41	(1) Virginia	Nov. 3, 1990
41	(6) Virginia	Oct. 17, 1998
41	(23) Miami	Nov. 20, 2008
41	(25) Tenn. (2OT)	Sept. 4, 2017

**FEWEST POINTS SCORED****GAME**

PTS	OPPONENT	DATE
1. 0	many times, most recently:	
	Virginia Tech	Nov. 16, 2019

**IN A WIN**

PTS	OPPONENT	DATE
1. 6	LSU	Oct. 8, 1960
6	Tennessee	Oct. 8, 1966
6	Georgia	Nov. 29, 1969
6	South Carolina	Oct. 7, 1978
6	Virginia Tech	Nov. 10, 1990
6. 7	Duke	Nov. 3, 1956
7	Auburn	Oct. 21, 1961
7	Alabama	Nov. 17, 1962
7	Auburn	Oct. 17, 1964
7	Tulane	Oct. 24, 1964
7	Maryland	Oct. 23, 2003
7	North Carolina	Nov. 11, 2006

**IN A TIE GAME**

PTS	OPPONENT	DATE
1. 14	Florida State	Nov. 10, 1962
2. 17	Furman	Sept. 13, 1986
3. 20	Virginia	Oct. 13, 1984
4. 24	Clemson	Sept. 25, 1976
5. 36	Rice	Sept. 30, 1972

**HOME GAME**

PTS	OPPONENT	DATE
1. 0	Tennessee	Nov. 10, 1956
0	SMU	Sept. 28, 1957
0	Auburn	Oct. 19, 1957
0	Florida	Nov. 23, 1957
0	Georgia	Nov. 30, 1957
0	Virginia Tech	Nov. 16, 2019
6. 3	11 times	

**ROAD GAME**

PTS	OPPONENT	DATE
1. 0	16 times, most recently:	
	Florida State	Oct. 18, 1997

**VS. UNRANKED OPPONENT**

PTS	OPPONENT	DATE
1. 0	Florida	Nov. 23, 1957
0	Georgia	Nov. 30, 1957
0	Kentucky	Sept. 20, 1958
0	SMU	Oct. 25, 1958
0	LSU	Oct. 7, 1961
0	Georgia	Nov. 28, 1964
0	Duke	Nov. 2, 1974
0	South Carolina	Sept. 10, 1977
0	Tennessee	Oct. 13, 1979
0	Auburn	Oct. 16, 1982
0	NC State	Oct. 3, 1987
0	Virginia Tech	Nov. 16, 2019

**LARGEST DEFICIT OVERCOME FOR WIN**

DEF	OPPONENT	DATE
1. 21 (17-38)	Virginia	Oct. 17, 1998
2. 16 (12-28)	Georgia	Nov. 29, 2008
3. 14 (0-14)	Auburn	Oct. 19, 1968
14 (7-21)	Maryland	Oct. 7, 1989
14 (14-28)	Virginia	Nov. 3, 1990
14 (7-21)	Wake Forest	Nov. 13, 1993
14 (7-21)	Louisville	Oct. 9, 2020
8. 13 (0-13)	Tulane	Oct. 24, 1959
13 (6-19)	NC State	Nov. 11, 1995
13 (0-13)	N. Carolina	Oct. 9, 1999
13 (7-20)	N. Carolina	Sept. 21, 2013
13 (14-27)	Georgia	Nov. 26, 2016

**LARGEST HALFTIME DEFICIT OVERCOME, WIN**

DEF	OPPONENT	DATE
1. 16 (12-28)	Georgia	Nov. 29, 2008
2. 14 (14-28)	Virginia	Nov. 3, 1990
14 (17-31)	Virginia	Oct. 17, 1998
4. 10 (7-17)	Wake Forest	Sept. 20, 1997
10 (0-10)	Florida State	Sept. 12, 2020
6. 9 (7-16)	Wake Forest	Nov. 4, 1995
7. 8 (7-15)	Clemson	Sept. 27, 1975
8 (13-21)	Wake Forest	Oct. 21, 2017
9. 7	15 times	

**LARGEST LEAD SURRENDERED, LOSS**

LD	OPPONENT	DATE
1. 21 (21-0)	N. Carolina	Oct. 3, 2015
2. 20 (20-0)	Georgia	Dec. 2, 1978
20 (20-0)	Georgia	Nov. 30, 2013
4. 18 (35-17)	vs. W. Virginia	Jan. 1, 2007
5. 17 (27-10)	Auburn	Oct. 18, 1975
17 (20-3)	N. Carolina	Sept. 19, 1987
17 (24-7)	Virginia	Nov. 6, 1999
17 (36-19)	Miami	Sept. 22, 2012
9. 15 (15-0)	Alabama	Nov. 12, 1960
15 (24-9)	Duke	Oct. 29, 1977
15 (28-13)	Virginia	Nov. 4, 2017

**LARGEST HALFTIME LEAD**

SURRENDERED, LOSS		
LD	OPPONENT	DATE
1. 17 (20-3)	N. Carolina	Sept. 19, 1987
2. 15 (15-0)	Alabama	Nov. 12, 1960
3. 14 (14-0)	Georgia	Nov. 23, 1995
4. 13 (20-7)	Georgia	Dec. 2, 1978
13 (13-0)	NC State	Sept. 21, 2000
13 (20-7)	Virginia	Nov. 10, 2001
13 (20-7)	Georgia	Nov. 30, 2013
8. 11 (21-10)	N. Carolina	Oct. 1, 1983
11 (14-3)	vs. LSU	Dec. 29, 2000
11 (28-17)	vs. W. Virginia	Jan. 1, 2007

**LARGEST FIRST-QUARTER LEAD**

LD	OPPONENT	DATE
1. 34 (34-0)	Alcorn State	Sept. 3, 2015
2. 28 (28-0)	Samford	Sept. 8, 2007
28 (28-0)	W. Carolina	Sept. 1, 2011
28 (28-0)	Elon	Aug. 31, 2013
28 (28-0)	Pittsburgh	Oct. 25, 2014
6. 24 (24-0)	Alabama A&M	Nov. 23, 2013
7. 21	11 times	

**LARGEST HALFTIME LEAD**

LD	OPPONENT	DATE
1. 52 (52-0)	Alabama A&M	Nov. 23, 2013
2. 48 (48-0)	Alcorn State	Sept. 3, 2015
3. 45 (45-0)	Samford	Sept. 8, 2007
4. 42 (42-0)	Navy	Sept. 8, 2001
42 (42-0)	Elon	Aug. 31, 2013
6. 38 (38-0)	Duke	Sept. 26, 1996
7. 31 (34-3)	The Citadel	Sept. 22, 1984
31 (31-0)	S. Carolina	Oct. 15, 1988
31 (31-0)	Vanderbilt	Aug. 31, 2002
10. 30 (30-0)	Furman	Sept. 11, 1993

**LARGEST MARGIN OF VICTORY,**

MODERN ERA		
MAR	OPPONENT	DATE
1. 70 (70-0)	Elon	Aug. 31, 2013
2. 63 (70-7)	Navy	Sept. 8, 2001
63 (69-6)	Alcorn State	Sept. 3, 2015
4. 59 (66-7)	Alabama A&M	Nov. 23, 2013
5. 56 (59-3)	Presbyterian	Sept. 8, 2012
56 (56-0)	Syracuse	Oct. 19, 2013
7. 55 (69-14)	Samford	Sept. 8, 2007
55 (65-10)	Tulane	Sept. 3, 2015
9. 53 (53-0)	Davidson	Sept. 19, 1953
10. 48 (54-6)	The Citadel	Sept. 20, 1952

**LARGEST MARGIN OF VICTORY, HISTORIC**

MAR	OPPONENT	DATE
1. 222 (222-0)	Cumberland	Oct. 7, 1916
2. 128 (128-0)	NC State	Nov. 10, 1918
3. 123 (123-0)	11th Cavalry	Oct. 19, 1918
4. 118 (118-0)	Furman	Oct. 12, 1918
5. 105 (105-0)	Mercer	Oct. 10, 1914

**LARGEST MARGIN OF VICTORY,**

ACC GAME		
MAR	OPPONENT	DATE
1. 56 (56-0)	Syracuse	Oct. 19, 2013
2. 39 (49-10)	Duke	Nov. 14, 2009
3. 38 (45-7)	Wake Forest	Nov. 13, 1982
38 (59-21)	NC State	Oct. 11, 1986
38 (38-0)	Maryland	Oct. 9, 1993

**LARGEST MARGIN OF VICTORY, POSTSEASON GAME**

MAR	OPPONENT	DATE
1. 42 (52-10)	Tulsa	Jan. 4, 2004
2. 37 (51-14)	Syracuse	Dec. 21, 2004
3. 24 (45-21)	Nebraska	Jan. 1, 1991
4. 15 (49-34)	Miss. State	Dec. 31, 2014
15 (33-18)	Kentucky	Dec. 31, 2016

**LARGEST MARGIN OF DEFEAT,**

MODERN ERA		
MAR	OPPONENT	DATE
1. 66 (7-73)	Clemson	Oct. 17, 2020
2. 55 (14-69)	Notre Dame	Nov. 5, 1977
3. 51 (0-51)	Florida State	Oct. 2, 1993
4. 46 (3-49)	Florida State	Nov. 2, 1996
5. 45 (0-45)	Virginia Tech	Nov. 16, 2019

**LARGEST MARGIN OF DEFEAT, HISTORIC**

MAR	OPPONENT	DATE
1. 94 (0-94)	Auburn	Nov. 17, 1894
2. 73 (0-73)	Clemson	Oct. 17, 1903
3. 63 (0-63)	Auburn	Oct. 14, 1899

**LARGEST MARGIN OF DEFEAT,**

ACC GAME		
MAR	OPPONENT	DATE
1. 66 (7-73)	Clemson	Oct. 17, 2020
2. 51 (0-51)	Florida State	Oct. 2, 1993
3. 46 (3-49)	Florida State	Nov. 2, 1996
4. 45 (0-45)	Virginia Tech	Nov. 16, 2019
5. 44 (7-51)	Virginia Tech	Sept. 24, 2005

**LARGEST MARGIN OF DEFEAT, POSTSEASON GAME**

MAR	OPPONENT	DATE
1. 35 (3-38)	LSU	Dec. 31, 2008
2. 28 (10-38)	Utah	Dec. 29, 2005
3. 20 (21-41)	Purdue	Dec. 25, 1978
4. 15 (15-30)	Penn State	Dec. 30, 1961
15 (12-27)	Florida	Jan. 2, 1967
15 (13-28)	Miami	Jan. 1, 2000

**MOST POINTS, LOSS**

PTS	OPPONENT	DATE
1. 44 (47)	Clemson (OT)	Sept. 29, 2001
2. 43 (48)	North Carolina	Oct. 18, 2014
3. 41 (42)	Tennessee (2OT)	Sept. 4, 2017
4. 38 (45)	Virginia	Nov. 6, 1999
38 (39)	Virginia	Nov. 10, 2001
38 (49)	South Florida	Sept. 8, 2018
7. 36 (42)	Miami (OT)	Sept. 22, 2012
36 (40)	Virginia	Nov. 4, 2017
9. 35 (41)	Florida State	Sept. 11, 1999
35 (38)	West Virginia	Jan. 1, 2007
35 (37)	Florida State	Dec. 6, 2014

**TOUCHDOWNS**

MOST TOUCHDOWNS SCORED, GAME		
TD	OPPONENT	DATE
1. 10	Navy	Sept. 8, 2001
10	Elon	Aug. 31, 2013
10	Alcorn State	Sept. 3, 2015
4. 9	Wake Forest	Nov. 21, 1998
9	Samford	Sept. 8, 2007
9	W. Carolina	Sept. 1, 2011
9	Kansas	Sept. 17, 2011
9	North Carolina	Nov. 10, 2012
9	Alabama A&M	Nov. 23, 2013
9	Tulane	Sept. 3, 2015
9	Louisville	Oct. 5, 2018

**MOST TOUCHDOWNS SCORED, QUARTER**

TD	OPPONENT	DATE
1. 5 (1st)	Alcorn State	Sept. 3, 2015
2. 4 (4th)	Texas A&M	Sept. 17, 1966
4 (4th)	Georgia	Nov. 27, 1975
4 (4th)	Chattanooga	Nov. 9, 1985
4 (2nd)	NC State	Oct. 10, 1998
4 (2nd)	Vanderbilt	Aug. 31, 2002
4 (3rd)	Duke	Oct. 15, 2005
4 (1st)	Samford	Sept. 8, 2007
4 (1st)	W. Carolina	Sept. 1, 2011
4 (3rd)	Kansas	Sept. 17, 2011
4 (3rd)	North Carolina	Nov. 10, 2012
4 (1st)	Elon	Aug. 31, 2013
4 (2nd)	Alabama A&M	Nov. 23, 2013
4 (1st)	Pittsburgh	Oct. 25, 2014
4 (2nd)	Duke	Oct. 12, 2019

**MOST TOUCHDOWNS SCORED, HALF**

TD	OPPONENT	DATE
1. 7 (1st)	Alabama A&M	Nov. 23, 2013
7 (1st)	Alcorn State	Sept. 3, 2015
3. 6 (1st)	Elon	Aug. 31, 2013
6 (2nd)	Kansas	Sept. 17, 2011
6 (1st)	W. Carolina	Sept. 1, 2011
6 (1st)	Samford	Sept. 8, 2007
6 (2nd)	Tulsa	Jan. 4, 2004
6 (1st)	Navy	Sept. 8, 2001
9. 5	19 times, most recently:	
(2nd)	Louisville	Oct. 9, 2020

**FEWEST TOUCHDOWNS SCORED**

TD	OPPONENT	DATE
1. 0	Several times, most recently:	
	vs. LSU	Dec. 31, 2008

**MOST RUSHING TOUCHDOWNS, GAME**

TD	OPPONENT	DATE
1.	Samford	Sept. 8, 2007
9	Alcorn State	Sept. 3, 2015
3.	Alabama A&M	Nov. 23, 2013
8	Louisville	Oct. 5, 2018
5.	Wake Forest	Nov. 12, 1983
7	vs. Tulsa	Jan. 4, 2004
7	Kansas	Sept. 17, 2011
7	Virginia	Sept. 15, 2012
7	North Carolina	Nov. 10, 2012
7	Syracuse	Oct. 19, 2013
7	Pittsburgh	Oct. 25, 2014
7	Virginia Tech	Oct. 25, 2018

**MOST PASSING TOUCHDOWNS, GAME**

TD	OPPONENT	DATE
1.	Rice	Sept. 30, 1972
5	Clemson	Nov. 13, 1999
5	Duke	Nov. 18, 2006
4.	Maryland	Oct. 7, 1989
4	Georgia	Dec. 1, 1990
4	Notre Dame	Jan. 1, 1999
4	Florida State	Sept. 11, 1999
4	Georgia (OT)	Nov. 27, 1999
4	Wake Forest	Oct. 14, 2000
4	North Carolina	Nov. 15, 2003
4	Clemson	Sept. 11, 2004
4	NC State	Nov. 4, 2006
4	Duke	Sept. 14, 2013

**MOST DEFENSIVE TOUCHDOWNS, GAME**

TD	OPPONENT	DATE
1.	2 FR/BPR Tulane	Oct. 28, 1961
2	IR/IR Tulane	Oct. 22, 1966
2	FR/IR Tulane	Oct. 24, 1970
2	FR/IR Wake Forest	Nov. 17, 1990
2	FR/IR Duke	Sept. 26, 1996
2	BPR/FR NC State	Oct. 10, 1998
2	IR/IR Samford	Sept. 9, 2006
2	IR/IR Elon	Aug. 31, 2013
2	IR/FR NC State	Nov. 8, 2014

**MOST NON-OFFENSIVE TOUCHDOWNS, GAME**

TD	OPPONENT	DATE
1.	2 FR/BPR Tulane	Oct. 28, 1961
2	PR/PR Navy	Oct. 23, 1965
2	IR/PR Vanderbilt	Sept. 24, 1966
2	IR/IR Tulane	Oct. 22, 1966
2	BPR/PR Duke	Oct. 29, 1966
2	FR/IR Tulane	Oct. 24, 1970
2	IR/PR The Citadel	Sept. 30, 1978
2	FR/IR Wake Forest	Nov. 17, 1990
2	FR/IR Duke	Sept. 26, 1996
2	BPR/FR NC State	Oct. 10, 1998
2	PR/FR Virginia	Oct. 17, 1998
2	KR/FR Maryland	Oct. 31, 1998
2	FR/PR Wake Forest	Nov. 21, 1998
2	FR/FR Navy	Sept. 8, 2001
2	IR/IR Samford	Sept. 9, 2006
2	IR/KR BYU	Oct. 27, 2012
2	IR/IR Elon	Aug. 31, 2013
2	IR/FR NC State	Nov. 8, 2014

**MOST FIELD GOALS MADE, GAME**

FG	OPPONENT	DATE
1.	5	The Citadel Sept. 18, 1982
2.	4	Navy Nov. 17, 1973
4	Florida State	Oct. 17, 1992
4	Clemson (OT)	Sept. 29, 2001
4	Notre Dame	Sept. 1, 2007
4	Clemson	Dec. 5, 2009
4	Kentucky	Dec. 31, 2016
4	Virginia	Nov. 17, 2018
9.	3	35 times, most recently: Florida State Oct. 24, 2015

**MOST FIELD GOALS MADE, QUARTER**

FG	OPPONENT	DATE
1.	3 (3rd)	The Citadel Sept. 18, 1982
3	(2nd)	NC State Oct. 4, 2003
3.	2	55 times

**MOST FIELD GOALS MADE, HALF**

FG	OPPONENT	DATE
1.	4 (2nd)	The Citadel Sept. 18, 1982
2.	3 (1st)	Rice Sept. 24, 1960
3	(1st)	Clemson Oct. 14, 1989
3	(1st)	Clemson Oct. 28, 2000
3	(1st)	Virginia Oct. 26, 2002
3	(1st)	NC State Oct. 4, 2003
3	(1st)	Notre Dame Sept. 1, 2007
3	(1st)	Clemson Dec. 5, 2009
3	(2nd)	Virginia Nov. 17, 2018

**MOST FIELD GOALS MADE, WITHOUT MISS**

FG	OPPONENT	DATE
1.	5	The Citadel Sept. 18, 1982
2.	4	Navy Nov. 17, 1973
4	Kentucky	Dec. 31, 2016
4	Virginia	Nov. 17, 2018

**MOST FIELD GOALS MISSED, GAME**

FG	OPPONENT	DATE
1.	5	NC State Oct. 20, 2001
2.	4	Duke Nov. 1, 1958
4	Maryland	Oct. 31, 1998
4.	3	15 times

**MOST FIELD GOALS MISSED, HALF**

FG	OPPONENT	DATE
1.	3 (2nd)	Georgia Nov. 29, 1969
3	(1st)	Duke Oct. 30, 1982
3	(2nd)	NC State Oct. 20, 2001
4.	2	44 times, most recently: 1st Florida State Sept. 12, 2020

**MOST FIELD GOALS ATTEMPTED, GAME**

FG	OPPONENT	DATE
1.	7	NC State Oct. 20, 2001
2.	6	Navy Nov. 18, 1972
3.	5	Duke Nov. 1, 1958
5	VMI	Nov. 10, 1973
5	The Citadel	Sept. 18, 1982
5	Clemson	Sept. 25, 1993
5	Wake Forest	Sept. 14, 1996
5	Maryland	Oct. 31, 1998
5	Notre Dame	Sept. 1, 2007
5	vs. Utah (OT)	Dec. 31, 2011

**MOST FIELD GOALS ATTEMPTED, QUARTER**

FG	OPPONENT	DATE
1.	3 (4th)	South Carolina Oct. 7, 1978
3	(3rd)	The Citadel Sept. 18, 1982
3	(4th)	Wake Forest Sept. 14, 1996
3	(1st)	Florida State Nov. 2, 1996
3	(4th)	Notre Dame Sept. 6, 1997
3	(3rd)	vs. Miami Jan. 1, 2000
3	(2nd)	North Carolina Nov. 1, 2001
3	(2nd)	NC State Oct. 4, 2003
3	(1st)	Notre Dame Sept. 1, 2007

**MOST FIELD GOALS ATTEMPTED, HALF**

FG	OPPONENT	DATE
1.	4 (2nd)	The Citadel Sept. 18, 1982
4	(1st)	Clemson Sept. 25, 1993
4	(2nd)	Wake Forest Sept. 14, 1996
4	(2nd)	NC State Oct. 20, 2001
4	(1st)	NC State Oct. 4, 2003
4	(1st)	Notre Dame Sept. 1, 2007
7.	3	30 times

**MOST PATs MADE**

PAT	OPPONENT	DATE
1.	10	Navy Sept. 8, 2001
10	Elon	Aug. 31, 2013
3.	9	Wake Forest Nov. 21, 1998
9	Samford	Sept. 8, 2007
9	W. Carolina	Sept. 1, 2011
9	Kansas	Sept. 17, 2011
9	Alabama A&M	Nov. 23, 2013
9	Alcorn State	Sept. 3, 2015
9	Tulane	Sept. 12, 2015
9	Louisville	Oct. 5, 2018
11.	8	nine times

**MOST PATs ATTEMPTED**

PAT	OPPONENT	DATE
1.	10	Navy Sept. 8, 2001
10	Elon	Aug. 31, 2013
10	Alcorn State	Sept. 3, 2015
4.	9	Wake Forest Nov. 21, 1998
9	Samford	Sept. 8, 2007
9	W. Carolina	Sept. 1, 2011
9	Kansas	Sept. 17, 2011
9	Alabama A&M	Nov. 23, 2013
9	Tulane	Sept. 12, 2015
9	Louisville	Oct. 5, 2018
11.	8	nine times

**MOST PATs MISSED**

PAT	OPPONENT	DATE
1.	3	LSU Oct. 13, 1956
3	Tennessee	Oct. 11, 1958
3	Duke	Oct. 30, 1993
4.	2	six times



**TWO-POINT CONVERSIONS ATTEMPTED**

2PA (M)	OPPONENT	DATE
1. 4 (1)	Georgia	Nov. 27, 1975
2. 3 (3)	Duke	Nov. 2, 1968
3 (1)	Notre Dame	Nov. 15, 1969
3 (0)	vs. Mississippi	Dec. 30, 1971
3 (0)	Clemson (OT)	Sept. 29, 2001
3 (0)	Virginia	Nov. 10, 2001
3 (2)	Georgia	Nov. 29, 2008
8. 2	20 times	

**SAFETIES SCORED**

SAF	OPPONENT	DATE
1. 1	Tulane	Oct. 28, 1961
1	vs. Texas Tech	Dec. 31, 1965
1	Florida State	Sept. 19, 1970
1	Florida State	Nov. 13, 1971
1	Navy	Nov. 16, 1974
1	Chattanooga	Nov. 9, 1985
1	Wake Forest	Nov. 18, 1989
1	Boston College	Sept. 14, 1991
1	Georgia	Nov. 30, 1991
1	NC State	Oct. 10, 1998
1	Syracuse	Dec. 21, 2004
1	Boston College	Sept. 6, 2008
1	Tulane	Sept. 12, 2015
1	Virginia	Nov. 17, 2018

**SAFETIES ALLOWED**

SAF	OPPONENT	DATE
1. 2	South Carolina	Sept. 11, 1971
2. 1	27 times, most recently:	
	Duke	Nov. 28, 2020

**LONGEST KICKOFF RETURN FOR TOUCHDOWN**

YDS	OPPONENT	DATE
1. 100	Maryland	Oct. 31, 1998
100	North Carolina	Nov. 10, 2012
3. 99	NC State	Oct. 11, 1986
4. 97	Notre Dame	Nov. 5, 1977
97	Auburn	Oct. 21, 1978
97	BYU	Oct. 27, 2012
7. 96	Pittsburgh	Oct. 8, 2016
8. 95	Georgia	Nov. 30, 1985
9. 93	Tennessee	Nov. 5, 1960
93	Tulane	Oct. 27, 1962

**MOST PUNT RETURNS FOR TOUCHDOWN**

PR	OPPONENT	DATE
1. 2	Navy	Oct. 23, 1965
2. 1	20 times	

**LONGEST PUNT RETURN FOR TOUCHDOWN**

YDS	OPPONENT	DATE
1. 95	South Carolina	Sept. 16, 1972
2. 87	Auburn	Oct. 20, 1956
3. 86	Navy	Oct. 23, 1965
4. 85	Clemson	Sept. 10, 2009
5. 80	Virginia	Nov. 22, 2003
6. 78	Vanderbilt	Sept. 18, 1965
7. 77	Navy	Oct. 23, 1965
8. 75	Auburn	Oct. 20, 1962
9. 74	Tennessee	Oct. 11, 1968
10. 73	North Carolina	Nov. 15, 2003

**LONGEST FUMBLE RETURN FOR TOUCHDOWN**

YDS	OPPONENT	DATE
1. 93	Notre Dame	Oct. 31, 2020
2. 90	Wake Forest	Nov. 21, 1998
3. 60	Duke	Sept. 26, 1966
4. 54	Duke	Oct. 3, 1998
5. 43	NC State	Nov. 8, 2014
6. 42	North Carolina	Sept. 26, 1998
7. 40	Miss. State	Oct. 3, 2009
8. 38	Virginia Tech	Sept. 30, 2006
38	Kentucky	Dec. 31, 2016
10. 34	Virginia	Oct. 17, 1998

**MOST BLOCKED KICKS**

BLK	OPPONENT	DATE
1. 2 P/PAT	Tulane	Oct. 26, 1957
2 P/PAT	Rice	Sept. 24, 1960
2 P/P	Tulane	Oct. 28, 1961
2 PAT/PAT	Notre Dame	Nov. 18, 1967
2 FG/FG	Auburn	Oct. 18, 1969
2 FG/FG	Georgia	Nov. 27, 1975
2 FG/FG	Boston College	Sept. 14, 1991
2 P/P	Connecticut	Nov. 13, 2004
2 FG/PAT	vs. Mississippi	Dec. 30, 2013

**TOTAL OFFENSE**

**MOST FIRST DOWNS**

FD	OPPONENT	DATE
1. 35	Virginia Tech	Oct. 25, 2018
3. 34	Virginia	Nov. 9, 2000
4. 33	Tennessee	Sept. 4, 2017
5. 32	Georgia	Nov. 27, 2010
32	Georgia	Nov. 29, 2014
7. 31	The Citadel	Sept. 22, 1984
31	Clemson	Oct. 28, 2000
9. 30	NC State	Oct. 11, 1986
30	NC State	Oct. 30, 1999
30	Boston Coll.	Oct. 20, 2012
30	NC State	Nov. 8, 2014

**MOST FIRST DOWNS BY RUSHING**

FD	OPPONENT	DATE
1. 31	Virginia Tech	Oct. 25, 2018
2. 29	Tennessee	Sept. 4, 2017
3. 27	Georgia	Nov. 29, 2014
4. 26	VMI	Oct. 11, 1975
26	Georgia	Nov. 27, 2010
6. 25	S. Carolina	Sept. 14, 1974
25	Virginia	Oct. 2, 1976
8. 24	Middle Tenn.	Sept. 10, 2011
24	Boston Coll.	Oct. 20, 2012
24	NC State	Nov. 8, 2014
11. 23	Texas Tech	Dec. 31, 1965
23	Auburn	Oct. 18, 1975
23	Clemson	Dec. 5, 2009
23	Virginia	Oct. 9, 2010
23	Pittsburgh	Oct. 25, 2014

**MOST FIRST DOWNS BY PASSING**

FD	OPPONENT	DATE
1. 22	Clemson	Oct. 28, 2000
22	Virginia	Nov. 10, 2001
3. 18	Duke	Oct. 16, 1999
4. 17	Rice	Sept. 30, 1972
17	Virginia	Oct. 15, 1994
6. 16	Maryland	Oct. 22, 1994
16	Virginia	Nov. 9, 2000
16	Maryland	Oct. 17, 2002
16	Virginia	Oct. 26, 2002
16	NC State	Oct. 4, 2003
16	NC State	Oct. 6, 2005

**MOST FIRST DOWNS BY PENALTY**

FD	OPPONENT	DATE
1. 5	Duke	Nov. 16, 2002
5	S.C. State	Sept. 4, 2010
5	Virginia Tech	Nov. 12, 2015
5	Boston College	Oct. 24, 2020
4. 4	24 times, most recently:	
	Virginia Tech	Oct. 25, 2018

**FEWEST FIRST DOWNS**

FD	OPPONENT	DATE
1. 4	Vanderbilt	Sept. 18, 1965
2. 5	Georgia	Nov. 28, 1964
3. 6	Rice	Sept. 24, 1960
6	Alabama	Nov. 18, 1961
6	Notre Dame	Nov. 14, 1970
6	North Carolina	Oct. 4, 1980
6	Virginia Tech	Sept. 24, 2005
8. 7	Florida	Nov. 23, 1957
7	Kentucky	Sept. 19, 1959
7	Duke	Oct. 29, 1960
7	Auburn	Oct. 21, 1967
7	Notre Dame	Nov. 8, 1975
7	Georgia	Nov. 30, 2019
7	Clemson	Oct. 17, 2020

**FEWEST FIRST DOWNS BY RUSHING**

FD	OPPONENT	DATE
1. 0	Miami	Sept. 28, 1968
0	North Carolina	Oct. 4, 1980
0	Arizona	Sept. 1, 1994
4. 1	Florida State	Nov. 5, 1994
1	Virginia	Oct. 5, 1996
6. 2	Alabama	Nov. 18, 1961
2	Notre Dame	Nov. 16, 1968
2	Notre Dame	Nov. 14, 1970
2	Georgia	Nov. 24, 1979
2	Clemson	Sept. 26, 1987
2	Virginia	Oct. 15, 1994
2	Virginia Tech	Sept. 24, 2005

**FEWEST FIRST DOWNS BY PASSING**

FD	OPPONENT	DATE
1. 0	17 times, most recently:	
	S.C. State	Sept. 4, 2010



**BIGGEST FIRST-DOWN MARGIN**

MAR	OPP	DATE
1. 22 (28-6)	Texas A&M	Sept. 17, 1966
2. 21 (26-5)	Tulane	Oct. 27, 1956
2. 21 (31-10)	The Citadel	Sept. 22, 1984
4. 19 (29-10)	Wake Forest	Sept. 14, 1996
19 (34-15)	Virginia	Nov. 9, 2000
19 (35-16)	Virginia Tech	Oct. 25, 2018
7. 18 (29-11)	Virginia	Oct. 2, 1976
8. 17 (22-5)	Miami	Sept. 26, 1964
17 (26-9)	Navy	Nov. 7, 1970
17 (27-10)	VMI	Oct. 11, 1975
17 (23-6)	Connecticut	Sept. 17, 2005

**MOST OFFENSIVE PLAYS**

PL	OPPONENT	DATE
1. 97	South Carolina	Sept. 12, 1970
97	Clemson	Oct. 28, 2000
3. 96	Tennessee	Sept. 4, 2017
4. 94	Tennessee	Oct. 12, 1968
94	Virginia	Nov. 9, 2000
6. 92	Rice	Sept. 30, 1972
92	Virginia	Oct. 2, 1976
92	Virginia	Oct. 13, 1984
92	Maryland	Oct. 22, 1994
92	Georgia	Nov. 27, 2010

**FEWEST RUSHING YARDS**

YDS	OPPONENT	DATE
1. -42	Notre Dame	Nov. 16, 1968
2. -3	Navy	Nov. 9, 1968
3. 2	Georgia	Nov. 30, 1968
4. 5	Florida State	Nov. 5, 1994
5. 12	Purdue	Dec. 25, 1978
6. 13	Navy	Oct. 9, 1964
7. 19	Virginia	Oct. 15, 1994
8. 20	Arizona	Sept. 1, 1994
9. 24	Georgia	Nov. 27, 2004
10. 27	Georgia	Dec. 2, 1972

**MOST TOTAL OFFENSE YARDS, GAME**

YDS	OPPONENT	DATE
1. 768	Kansas	Sept. 17, 2011
2. 712	Presbyterian	Sept. 8, 2012
3. 662	W. Carolina	Sept. 1, 2011
4. 655	Tennessee	Sept. 4, 2017
5. 627	Virginia	Nov. 9, 2000
6. 623	The Citadel	Sept. 22, 1984
7. 612	Pittsburgh	Oct. 25, 2014
8. 611	North Carolina	Oct. 18, 2014
9. 610	Maryland	Oct. 9, 1993
10. 605	Duke	Oct. 29, 2016
11. 600	VMI	Oct. 11, 1975

**FEWEST OFFENSIVE PLAYS**

PL	OPPONENT	DATE
1. 38	Duke	Oct. 29, 1960
2. 41	Vanderbilt	Sept. 18, 1965
41	Virginia	Nov. 19, 2016
4. 42	Rice	Sept. 24, 1960
5. 43	Georgia	Nov. 28, 1964
6. 44	Florida	Nov. 23, 1957
44	Auburn	Oct. 18, 1958
44	Kentucky	Sept. 19, 1959
44	Tennessee	Oct. 10, 1959
44	Georgia	Nov. 27, 1975

**MOST RUSHING ATTEMPTS**

ATT	OPPONENT	DATE
1. 86	Virginia	Oct. 2, 1976
86	Tennessee	Sept. 4, 2017
3. 82	VMI	Oct. 11, 1975
4. 79	vs. Texas Tech	Dec. 31, 1965
79	Auburn	Oct. 18, 1975
6. 77	Georgia	Nov. 27, 2010
7. 76	Boston Coll.	Oct. 20, 2012
8. 75	Tulane	Oct. 25, 1975
9. 74	Virginia	Oct. 9, 2010
10. 72	Georgia	Nov. 30, 1974
72	Miami	Sept. 20, 1975
72	Duke	Nov. 17, 2012

**MOST TOTAL OFFENSE YARDS, HALF**

YDS	OPPONENT	DATE
1. 431 (2nd)	Kansas	Sept. 17, 2011
2. 418 (2nd)	Maryland	Oct. 9, 1993
3. 407 (1st)	Boston Coll.	Oct. 20, 2012
4. 398 (1st)	The Citadel	Sept. 22, 1984
5. 394 (1st)	W. Carolina	Sept. 1, 2011
6. 390 (2nd)	Air Force	Nov. 11, 1978
7. 386 (1st)	Virginia	Sept. 15, 2012
8. 373 (1st)	Maryland	Nov. 18, 2000
9. 369 (1st)	Wake Forest	Oct. 14, 2000
10. 364 (2nd)	Tennessee	Sept. 4, 2017

**HIGHEST AVERAGE PER PLAY**

AVG	OPPONENT	DATE
1. 13.5	Kansas	Sept. 17, 2011
2. 10.3	W. Carolina	Sept. 1, 2011
3. 9.9	Presbyterian	Sept. 8, 2012
9.9	Duke	Oct. 29, 2016
5. 9.7	Alcorn State	Sept. 3, 2015
6. 9.6	Virginia	Sept. 15, 2012
7. 9.5	Air Force	Nov. 11, 1978
8. 9.1	Elon	Aug. 31, 2013
9. 8.8	Pittsburgh	Oct. 17, 2015
10. 8.7	Tulane	Sept. 12, 2015

**FEWEST RUSHING ATTEMPTS**

ATT	OPPONENT	DATE
1. 19	Arizona	Sept. 1, 1994
19	N. Carolina	Oct. 8, 1994
3. 20	Alabama	Sept. 8, 1979
20	Georgia	Nov. 24, 1979
5. 21	Wake Forest	Oct. 5, 2002
6. 22	Georgia	Nov. 30, 2002
7. 23	BYU	Aug. 28, 2003
8. 24	Duke	Oct. 31, 1987
24	S. Carolina	Sept. 23, 1989
10. 25	Alabama	Nov. 18, 1961
25	Virginia Tech	Sept. 24, 2005

**FEWEST TOTAL OFFENSE YARDS, GAME**

YDS	OPPONENT	DATE
1. 96	Alabama	Nov. 18, 1961
2. 97	Rice	Sept. 24, 1960
3. 110	Florida State	Oct. 2, 1993
4. 112	Auburn	Oct. 18, 1958
5. 115	Duke	Oct. 31, 1959
6. 116	North Carolina	Oct. 4, 1980
7. 119	Notre Dame	Nov. 16, 1968
8. 122	Vanderbilt	Sept. 18, 1965
9. 124	Clemson	Sept. 22, 2016
10. 125	Duke	Oct. 29, 1960
125	Notre Dame	Nov. 5, 1977

**LOWEST AVERAGE PER PLAY**

AVG	OPPONENT	DATE
1. 2.1	Alabama	Nov. 18, 1961
2.1	Notre Dame	Nov. 8, 1980
3. 2.2	Tennessee	Oct. 8, 1966
2.2	Tennessee	Oct. 9, 1971
2.2	Florida State	Oct. 2, 1993
6. 2.3	Duke	Oct. 31, 1959
2.3	Rice	Sept. 24, 1960
2.3	Notre Dame	Nov. 16, 1968
2.3	North Carolina	Oct. 4, 1980
2.3	Auburn	Oct. 16, 1982

**HIGHEST AVERAGE PER RUSH**

AVG	OPPONENT	DATE
1. 12.1	Kansas	Sept. 17, 2011
2. 11.3	Air Force	Nov. 11, 1978
3. 9.4	Pittsburgh	Oct. 17, 2015
4. 9.2	Virginia	Sept. 15, 2012
9.2	Alcorn State	Sept. 3, 2015
6. 8.6	Maryland	Oct. 9, 1993
7. 8.4	Miami	Nov. 20, 2008
8. 8.3	Louisville	Oct. 5, 2018
9. 8.2	Alabama A&M	Nov. 23, 2013
10. 8.1	Miss. State	Sept. 20, 2008
8.1	Presbyterian	Sept. 8, 2012

**FEWEST TOTAL OFFENSE YARDS, HALF**

YDS	OPPONENT	DATE
1. -3 (2nd)	Navy	Oct. 23, 1965
0 (2nd)	Miami	Sept. 28, 1968
3. 10 (2nd)	Notre Dame	Nov. 8, 1980
4. 18 (2nd)	Alabama	Nov. 17, 1962
18 (1st)	Duke	Nov. 1, 1980
6. 20 (1st)	Notre Dame	Nov. 14, 1970
7. 21 (2nd)	Tulane	Oct. 28, 1961
21 (2nd)	Florida State	Oct. 2, 1993
9. 22 (1st)	Clemson	Sept. 22, 2016
10. 23 (1st)	Tennessee	Oct. 11, 1969

**RUSHING****MOST RUSHING YARDS**

YDS	OPPONENT	DATE
1. 604	Kansas	Sept. 17, 2011
2. 558	VMI	Oct. 11, 1975
3. 542	Louisville	Oct. 5, 2018
4. 535	Tennessee	Sept. 4, 2017
5. 518	Tulane	Oct. 22, 1977
6. 510	Air Force	Nov. 11, 1978
7. 487	South Carolina	Sept. 14, 1974
8. 479	NC State	Nov. 8, 2014
9. 477	Virginia	Oct. 9, 2010
10. 476	Alcorn State	Sept. 3, 2015

**LOWEST AVERAGE PER RUSH**

AVG	OPPONENT	DATE
1. -1.3	Notre Dame	Nov. 16, 1968
2. -0.1	Navy	Nov. 9, 1968
3. 0.1	Georgia	Nov. 30, 1968
4. 0.2	Florida State	Nov. 5, 1994
5. 0.3	Navy	Oct. 9, 1964
6. 0.4	Purdue	Dec. 25, 1978
7. 0.6	Georgia	Dec. 2, 1972
0.6	Virginia	Oct. 15, 1994
9. 0.7	Georgia	Nov. 27, 2004
10. 0.9	Miami	Sept. 28, 1968
0.9	Notre Dame	Nov. 14, 1970
0.9	North Carolina	Oct. 30, 1997

**MOST PASS ATTEMPTS**

ATT	OPPONENT	DATE
1. 63	Tennessee	Oct. 12, 1968
2. 57	Clemson	Oct. 28, 2000
3. 55	Virginia	Nov. 10, 2001
4. 53	Maryland	Oct. 17, 2002
53	NC State	Oct. 6, 2005
6. 52	Navy	Nov. 9, 1968
7. 50	Virginia	Sept. 19, 1992
50	Florida State	Nov. 5, 1994
50	Maryland	Oct. 22, 1994
10. 49	Georgia	Dec. 5, 1981
49	Duke	Oct. 31, 1987

**HIGHEST COMPLETION PERCENTAGE**

NO MINIMUM

PCT	OPPONENT	DATE
1. 1.000 (3-3)	vs. Pittsburgh	Dec. 29, 1956
1.000 (1-1)	Georgia	Nov. 30, 1974
1.000 (2-2)	Clemson	Sept. 27, 1975
1.000 (1-1)	Air Force	Oct. 1, 1977
5. .880 (22-25)	Florida State	Sept. 11, 1999
6. .857 (6-7)	Tulane	Oct. 26, 1974
7. .833 (10-12)	Samford	Sept. 8, 2007
.833 (5-6)	Duke	Oct. 31, 1964
9. .808 (21-26)	Virginia	Nov. 8, 1997
10. .800	Seven times, most recently:	
(4-5)	Alcorn State	Sept. 3, 2015

**PASSING**

**MOST PASS COMPLETIONS**

CMP	OPPONENT	DATE
1. 39	Virginia	Nov. 10, 2001
2. 35	Clemson	Oct. 28, 2000
3. 30	Maryland	Oct. 17, 2002
4. 29	Virginia	Nov. 9, 2000
5. 28	Wake Forest	Nov. 12, 1988
28	Virginia	Sept. 19, 1992
7. 27	Navy	Nov. 9, 1968
27	Georgia	Nov. 29, 1980
27	Georgia	Dec. 5, 1981
27	Maryland	Oct. 22, 1994
27	Duke	Nov. 8, 2003

**MOST PASS COMPLETIONS WITHOUT INTERCEPTION**

CMP	OPPONENT	DATE
1. 35	Clemson	Oct. 28, 2000
2. 30	Maryland	Oct. 17, 2002
3. 29	Virginia	Nov. 9, 2000
4. 26	Virginia	Oct. 26, 2002
5. 25	North Carolina	Sept. 10, 2005
6. 24	NC State	Oct. 23, 1993
24	North Carolina	Oct. 8, 1994
24	NC State	Oct. 20, 2001
24	NC State	Oct. 4, 2003
10. 23	three times	

**FEWEST PASS COMPLETIONS**

CMP	OPPONENT	DATE
1. 0	Florida	Nov. 24, 1956
0	Tennessee	Nov. 5, 1960
0	Georgia	Dec. 2, 1961
0	Michigan State	Sept. 18, 1971
0	Notre Dame	Nov. 8, 1975
0	South Carolina	Sept. 11, 1976
0	Notre Dame	Nov. 6, 1976
0	Miami	Sept. 17, 1977
0	Tennessee	Oct. 8, 1977
0	Duke	Oct. 29, 1977
0	Georgia	Nov. 26, 1977
0	Virginia Tech	Oct. 25, 2018

**FEWEST PASS ATTEMPTS**

ATT	OPPONENT	DATE
1. 0	Notre Dame	Nov. 6, 1976
0	Tennessee	Oct. 8, 1977
3. 1	Tennessee	Nov. 5, 1960
1	Georgia	Nov. 30, 1974
1	Miami	Sept. 17, 1977
1	Air Force	Oct. 1, 1977
1	Georgia	Nov. 26, 1977
1	Virginia Tech	Oct. 25, 2018
9. 2	Clemson	Sept. 27, 1975
2	Duke	Oct. 29, 1977
2	Louisville	Oct. 5, 2018

**MOST PASSES HAD INTERCEPTED**

INT	OPPONENT	DATE
1. 7	Wake Forest	Nov. 21, 1987
2. 6	Fresno State	Dec. 31, 2002
3. 5	Tennessee	Nov. 7, 1964
5	Rice	Sept. 30, 1972
5	Duke	Oct. 30, 1976
5	Virginia Tech	Nov. 1, 2007
7. 4	15 times	

**MOST YARDS PASSING**

YDS	OPPONENT	DATE
1. 486	Virginia	Nov. 10, 2001
2. 454	Clemson	Oct. 28, 2000
3. 416	Duke	Oct. 31, 1987
4. 387	Maryland	Sept. 30, 1999
387	Florida State	Sept. 11, 1999
6. 373	The Citadel	Sept. 12, 1987
7. 371	Rice	Sept. 30, 1972
8. 365	W. Carolina	Sept. 1, 2011
9. 361	Navy	Nov. 17, 1979
10. 354	Maryland	Nov. 18, 2000

**FEWEST YARDS PASSING**

YDS	OPPONENT	DATE
1. 0	Florida	Nov. 24, 1956
0	Tennessee	Nov. 5, 1960
0	Georgia	Dec. 2, 1961
0	Michigan St.	Sept. 18, 1971
0	Notre Dame	Nov. 8, 1975
0	S. Carolina	Sept. 11, 1976
0	Notre Dame	Nov. 6, 1976
0	Miami	Sept. 17, 1977
0	Tennessee	Oct. 8, 1977
0	Duke	Oct. 29, 1977
0	Georgia	Nov. 26, 1977
0	Virginia Tech	Oct. 25, 2018

**HIGHEST COMPLETION PERCENTAGE**

MINIMUM 30 ATTEMPTS

PCT	OPPONENT	DATE
1. .733 (22-30)	Clemson	Nov. 13, 1999
.733 (22-30)	Duke	Nov. 15, 1997

**HIGHEST COMPLETION PERCENTAGE**

MINIMUM 40 ATTEMPTS

PCT	OPPONENT	DATE
1. .709 (39-55)	Virginia	Nov. 10, 2001

**LOWEST COMPLETION PERCENTAGE**

NO MINIMUM

PCT	OPPONENT	DATE
1. .000 (0-8)	Florida	Nov. 24, 1956
.000 (0-1)	Tennessee	Nov. 5, 1960
.000 (0-6)	Georgia	Dec. 2, 1961
.000 (0-10)	Michigan St.	Sept. 18, 1971
.000 (0-4)	Notre Dame	Nov. 8, 1975
.000 (0-8)	S. Carolina	Sept. 11, 1976
.000 (0-0)	Notre Dame	Nov. 6, 1976
.000 (0-1)	Miami	Sept. 17, 1977
.000 (0-0)	Tennessee	Oct. 8, 1977
.000 (0-2)	Duke	Oct. 29, 1977
.000 (0-1)	Georgia	Nov. 26, 1977
.000 (0-1)	Virginia Tech	Oct. 25, 2018

**LOWEST COMPLETION PERCENTAGE**

MINIMUM 20 ATTEMPTS

PCT	OPPONENT	DATE
1. .273 (6-22)	Georgia	Nov. 25, 2006
.273 (6-22)	Tulane	Oct. 28, 1967
.273 (6-22)	Duke	Sept. 26, 2015

**LOWEST COMPLETION PERCENTAGE**

MINIMUM 30 ATTEMPTS

PCT	OPPONENT	DATE
1. .311 (14-45)	Wake Forest	Nov. 21, 1987
2. .314 (11-35)	Notre Dame	Nov. 18, 1967

**HIGHEST AVERAGE PER ATTEMPT**

AVG	OPPONENT	DATE
1. 42.0	Air Force	Oct. 1, 1977
2. 23.4	Kansas	Sept. 17, 2011
3. 22.8	W. Carolina	Sept. 1, 2011
4. 21.4	Middle Tenn.	Sept. 10, 2011
5. 19.4	Duke	Nov. 14, 2009
6. 19.0	Miss. State	Oct. 3, 2009
19.0	North Carolina	Sept. 18, 2010
8. 18.6	Tulane	Oct. 26, 1974
18.6	Duke	Oct. 29, 2016
10. 17.6	Syracuse	Oct. 19, 2013
17.6	Wofford	Aug. 30, 2014

**LOWEST AVERAGE PER ATTEMPT**

AVG	OPPONENT	DATE
1. 0.0 (0-8)	Florida	Nov. 24, 1956
0.0 (0-1)	Tennessee	Nov. 5, 1960
0.0 (0-6)	Georgia	Dec. 2, 1961
0.0 (0-10)	Michigan St.	Sept. 18, 1971
0.0 (0-4)	Notre Dame	Nov. 8, 1975
0.0 (0-8)	S. Carolina	Sept. 11, 1976
0.0 (0-1)	Miami	Sept. 17, 1977
0.0 (0-2)	Duke	Oct. 29, 1977
0.0 (0-1)	Georgia	Nov. 26, 1977
0.0 (0-1)	Virginia Tech	Oct. 25, 2018

**HIGHEST AVERAGE PER COMPLETION**

AVG	OPPONENT	DATE
1. 70.0 (2)	Virginia Tech	Nov. 11, 2017
2. 51.0 (1)	Virginia Tech	Oct. 17, 2009
3. 45.0 (2)	Duke	Nov. 20, 2010
4. 44.0 (3)	Miami	Sept. 22, 2012
5. 43.0 (1)	Tulane	Oct. 22, 1977
6. 42.0 (1)	Florida State	Oct. 4, 1975
42.0 (1)	Air Force	Oct. 1, 1977
8. 41.0 (4)	Kansas	Sept. 17, 2011
9. 40.0 (3)	Gardner-Webb	Oct. 11, 2008
40.0 (2)	Virginia Tech	Nov. 4, 2010

**LOWEST AVERAGE PER COMPLETION**

AVG	OPPONENT	DATE
1. 2.7	vs. Tulsa	Jan. 4, 2004
2. 3.0	Pittsburgh	Sept. 21, 1974
3. 4.4	vs. Stanford	Dec. 25, 1991
4. 5.0	Notre Dame	Nov. 18, 1967
5.0	Tulane	Sept. 6, 2014
6. 5.5	Auburn	Oct. 15, 1977
7. 5.6	Florida State	Oct. 2, 1993
8. 5.8	Notre Dame	Nov. 8, 1980
9. 6.0	Georgia	Nov. 30, 1974
6.0	vs. Iowa	Jan. 5, 2010
6.0	S.C. State	Sept. 4, 2010

**MOST RECEIVERS TO CATCH PASS**

NO	OPPONENT	DATE
1. 12	Georgia	Dec. 5, 1981
2. 11	Auburn	Oct. 18, 1986
11	Chattanooga	Sept. 22, 1990
11	Penn State	Aug. 28, 1991
11	Virginia	Sept. 19, 1992
11	Furman	Sept. 11, 1993
11	Duke	Sept. 24, 1994
11	Virginia	Nov. 9, 2000
9. 10	eight times	

**TURNOVERS****MOST FUMBLES**

FUM	OPPONENT	DATE
1. 9	Miami	Nov. 21, 2015
2. 8	SMU	Sept. 28, 1957
8	Kentucky	Sept. 20, 1958
8	Clemson	Oct. 7, 1967
8	Clemson	Sept. 22, 2018
6. 7	Tennessee	Oct. 12, 1968
7	Tennessee	Sept. 9, 1972
7	VMI	Oct. 11, 1975
7	vs. LSU	Dec. 29, 2000
10. 6	17 times	

**MOST FUMBLES LOST**

FUM	OPPONENT	DATE
1. 6	Tennessee	Oct. 12, 1968
2. 5	Tulane	Oct. 26, 1957
5	Clemson	Oct. 3, 1970
5	Tennessee	Sept. 9, 1972
5	Duke	Oct. 30, 1976
6. 4	18 times	

**MOST TURNOVERS**

TO	OPPONENT	DATE
1. 10	Duke	Oct. 30, 1976
2. 8	Tennessee	Oct. 12, 1968
8	Clemson	Oct. 3, 1970
8	Tennessee	Sept. 9, 1972
8	Rice	Sept. 30, 1972
8	Wake Forest	Nov. 21, 1987
7. 7	Tennessee	Oct. 11, 1969
7	Notre Dame	Nov. 15, 1969
7	Tennessee	Oct. 10, 1970
7	Fresno State	Dec. 31, 2002

**MOST TOTAL PLAYS WITHOUT A****TURNOVER**

PL	OPPONENT	DATE
1. 97	Clemson	Oct. 28, 2000
2. 94	Virginia	Nov. 9, 2000
3. 91	Boston Coll.	Oct. 20, 2012
4. 88	Wake Forest	Sept. 14, 1996
5. 86	Duke	Nov. 17, 2012
6. 83	Clemson	Sept. 29, 1973
83	Clemson	Dec. 5, 2009
8. 82	NC State	Oct. 11, 1997
9. 81	four times	

**PUNTING****MOST PUNTS**

P	OPPONENT	DATE
1. 13	Georgia	Nov. 30, 2019
2. 12	Clemson	Oct. 7, 1967
12	Notre Dame	Nov. 14, 1970
12	Clemson	Sept. 26, 1987
12	Florida State	Oct. 18, 1997
6. 11	nine times	

**FEWEST PUNTS**

P	OPPONENT	DATE
1. 0	Maryland	Nov. 22, 1997
0	Virginia	Nov. 9, 2000
0	Florida State	Oct. 10, 2009
0	Georgia	Nov. 28, 2009
0	Clemson	Dec. 5, 2009
0	NC State	Nov. 8, 2014
7. 1	20 times, most recently:	
	Pittsburgh	Oct. 8, 2016

**MOST PUNT YARDS**

YDS	OPPONENT	DATE
1. 587	Georgia	Nov. 30, 2019
2. 553	Florida State	Oct. 18, 1997
3. 505	Clemson	Sept. 26, 1987
4. 464	Virginia Tech	Sept. 24, 2005
5. 454	Clemson	Oct. 7, 1967
454	Auburn	Oct. 16, 1982
7. 453	Boston Coll.	Sept. 15, 2007
8. 443	Notre Dame	Nov. 14, 1970
9. 440	North Carolina	Oct. 4, 1980
10. 435	Clemson	Oct. 17, 2020

**FEWEST PUNT YARDS**

YDS	OPPONENT	DATE
1. 0	Maryland	Nov. 22, 1997
0	Virginia	Nov. 9, 2000
0	Florida State	Oct. 10, 2009
0	Georgia	Nov. 28, 2009
0	Clemson	Dec. 5, 2009
0	NC State	Nov. 8, 2014
7. 23	North Carolina	Oct. 3, 2015
8. 26	Virginia	Nov. 8, 1997
9. 33	NC State	Oct. 30, 1999
10. 34	Navy	Nov. 23, 1996
34	North Carolina	Sept. 18, 2010

**HIGHEST PUNTING AVERAGE****MINIMUM 2 ATTEMPTS**

AVG	OPPONENT	DATE
1. 55.5	Clemson	Sept. 29, 2001
2. 55.0	Boston Coll.	Oct. 4, 1997
3. 54.5	Duke	Nov. 15, 1997
54.5	Duke	Oct. 16, 1999
5. 52.7	NC State	Oct. 11, 1997
6. 52.5	Duke	Sept. 14, 2013
7. 52.2	Virginia	Nov. 19, 2016
8. 52.0	NC State	Oct. 1, 1994
52.0	Middle Tenn.	Sept. 10, 2011
10. 51.8	Florida State	Oct. 24, 1998
51.8	North Carolina	Nov. 17, 2007

**LOWEST PUNTING AVERAGE****MINIMUM 2 ATTEMPTS**

AVG	OPPONENT	DATE
1. 13.4	Auburn	Oct. 19, 1974
2. 19.3	Georgia	Nov. 29, 2003
3. 24.3	Alabama	Nov. 17, 1956
4. 24.5	Alabama A&M	Nov. 23, 2013
5. 25.0	Maryland	Nov. 18, 2000
6. 25.1	Georgia	Nov. 26, 1988
7. 25.6	Army	Sept. 25, 1971
8. 25.8	NC State	Oct. 4, 2003
9. 26.2	Miami	Jan. 1, 2000
10. 27.4	Virginia	Sept. 19, 1992

**PUNT RETURNS**
**MOST PUNT RETURNS**

PR	OPPONENT	DATE
1. 9	The Citadel	Sept. 1, 2001
2. 8	Tulane	Oct. 28, 1961
8	Florida	Sept. 29, 1962
8	Duke	Oct. 6, 2001
8	Florida State	Nov. 9, 2002
8	Duke	Nov. 16, 2002
8	Samford	Sept. 9, 2006
8	Samford	Sept. 8, 2007
9. 7	11 times	

**MOST PUNT RETURN YARDS**

YDS	OPPONENT	DATE
1. 249	Navy	Oct. 23, 1965
2. 197	Duke	Oct. 29, 1966
3. 149	Auburn	Oct. 20, 1962
4. 136	South Carolina	Sept. 16, 1972
5. 134	Florida State	Sept. 19, 1970
6. 120	Tennessee	Oct. 11, 1958
7. 117	Virginia	Oct. 17, 1998
8. 115	Samford	Sept. 8, 2007
9. 111	North Carolina	Nov. 1, 2001
10. 110	Vanderbilt	Aug. 31, 2002

**HIGHEST RETURN AVERAGE**

## MINIMUM 2 RETURNS

AVG	OPPONENT	DATE
1. 68.0	South Carolina	Sept. 16, 1972
2. 60.0	Tennessee	Oct. 11, 1958
3. 49.8	Navy	Oct. 23, 1965
4. 49.7	Auburn	Oct. 20, 1962
5. 42.0	Virginia	Nov. 22, 2003
42.0	Miami	Sept. 22, 2012
7. 37.5	North Carolina	Nov. 15, 2003
8. 36.5	The Citadel	Sept. 30, 1978
36.5	Wake Forest	Nov. 21, 1998
10. 33.7	Duke	Oct. 31, 1992

**LOWEST RETURN AVERAGE**

## MINIMUM 2 RETURNS

AVG	OPPONENT	DATE
1. -14.5	Georgia (OT)	Nov. 27, 1999
2. -4.6	Miami	Nov. 19, 2005
3. -4.0	vs. Air Force	Dec. 27, 2010
4. -3.5	NC State	Oct. 23, 1993
5. -1.5	Auburn	Oct. 18, 1975
-1.5	Vanderbilt	Oct. 31, 2009
7. -1.0	vs. Utah	Dec. 29, 2005
-1.0	Virginia	Sept. 21, 2006
9. -0.5	Florida State	Nov. 13, 1971
-0.5	Duke	Oct. 4, 2008

**KICK RETURNS**
**MOST KICKOFF RETURNS**

KR	OPPONENT	DATE
1. 11	Notre Dame	Nov. 5, 1977
2. 9	Georgia	Nov. 30, 2002
9	Clemson	Nov. 14, 2013
4. 8	Duke	Nov. 2, 1968
8	Duke	Oct. 31, 1987
8	Virginia	Nov. 6, 1999
7. 8	Virginia	Nov. 4, 2017
8. 7	19 times	

**FEWEST KICKOFF RETURNS**

KR	OPPONENT	DATE
1. 0	29 times, most recently: at NC State	Dec. 5, 2020

**MOST KICKOFF RETURN YARDS**

YDS	OPPONENT	DATE
1. 284 (11)	Notre Dame	Nov. 5, 1977
2. 236 (6)	Duke	Oct. 27, 1990
3. 230 (7)	North Carolina	Nov. 10, 2012
4. 204 (7)	Middle Tenn.	Sept. 29, 2012
5. 193 (7)	Miami	Oct. 14, 2017
6. 184 (6)	Duke	Oct. 28, 1989
7. 182 (6)	BYU	Oct. 27, 2012
8. 178 (7)	Georgia	Nov. 27, 1975
178 (8)	Virginia	Nov. 4, 2017
10. 173 (7)	NC State	Sept. 25, 2010

**HIGHEST RETURN AVERAGE**

## MINIMUM 2 ATTEMPTS

AVG	OPPONENT	DATE
1. 60.5	Tulane	Oct. 26, 1957
2. 57.5	Auburn	Oct. 21, 1978
3. 52.0	Maryland	Oct. 31, 1998
4. 48.5	Tulane	Oct. 27, 1962
5. 47.3	Samford	Sept. 8, 2007
6. 46.5	UCF	Sept. 19, 2020
7. 46.3	Duke	Nov. 14, 2009
8. 45.0	W. Carolina	Nov. 4, 1989
9. 42.8	Clemson	Oct. 13, 1990
10. 39.2	Duke	Oct. 27, 1990
39.2	The Citadel	Sept. 14, 2019

**LOWEST RETURN AVERAGE**

## MINIMUM 2 ATTEMPTS

AVG	OPPONENT	DATE
1. 0.0 (2)	USC	Sept. 22, 1961
2. 3.5 (2)	Jacksonville St.	Aug. 28, 2008
3. 4.5 (2)	Jacksonville St.	Sept. 9, 2017
4. 5.0 (2)	Clemson	Sept. 24, 1983
5. 6.5 (2)	Middle Tenn.	Oct. 16, 2010
6. 7.0 (4)	North Carolina	Oct. 20, 1990
7. 7.5 (2)	Georgia	Dec. 2, 1961
7.5 (2)	N.M. State	Sept. 12, 1998
9. 7.6 (5)	Iowa State	Dec. 18, 1972
10. 7.7 (3)	Georgia	Nov. 30, 1974

**DEFENSE**
**MOST INTERCEPTIONS**

INT	OPPONENT	DATE
1. 5	Duke	Nov. 1, 1969
5	Tulane	Oct. 24, 1970
5	VMI	Nov. 10, 1973
5	Chattanooga	Sept. 22, 1990
5. 4	20 times	

**MOST INTERCEPTION RETURN YARDS**

YDS	OPPONENT	DATE
1. 173 (3)	Elon	Aug. 31, 2013
2. 147 (3)	Clemson	Nov. 15, 2014
3. 139 (3)	Tulane	Oct. 22, 1966
4. 137 (4)	Wake Forest	Nov. 17, 1990
5. 135 (3)	Notre Dame	Nov. 15, 1969
6. 126 (2)	Samford	Sept. 9, 2006
7. 119 (2)	NC State	Nov. 8, 2014
8. 117 (2)	W. Carolina	Sept. 10, 2004
9. 95 (2)	NC State	Sept. 9, 1989
10. 93 (5)	Tulane	Oct. 24, 1970

**MOST FUMBLE RETURNS**

FR	OPPONENT	DATE
1. 4 (0)	Duke	Nov. 28, 2020
2. 3 (0)	UCF	Oct. 26, 1996
3 (0)	Louisville	Nov. 28, 2020
4. 2 (0)	NC State	Nov. 11, 1995
2 (28)	N.M. State	Sept. 12, 1998
2 (90)	Wake Forest	Nov. 21, 1998
2 (24)	Maryland	Oct. 23, 2003
2 (10)	Miami	Oct. 28, 2006
2 (2)	Alabama A&M	Nov. 23, 2013
2 (19)	Florida State	Sept. 12, 2020

**MOST FUMBLE RETURN YARDS**

YDS	OPPONENT	DATE
1. 90 (2)	Wake Forest	Nov. 21, 1998
2. 60 (1)	Duke	Sept. 26, 1996
3. 54 (1)	Duke	Oct. 3, 1998
4. 43 (1)	NC State	Nov. 8, 2014
5. 42 (1)	North Carolina	Sept. 26, 1998
6. 40 (1)	Miss. State	Oct. 3, 2009
7. 38 (1)	Virginia Tech	Sept. 30, 2006
38 (1)	Kentucky	Dec. 31, 2016
9. 34 (1)	Virginia	Oct. 17, 1998
10. 32 (1)	Maryland	Oct. 6, 2007

**MOST TACKLES FOR LOSS**

TFL	OPPONENT	DATE
1. 19	Notre Dame	Sept. 1, 2007
2. 18	Auburn	Sept. 6, 2003
3. 17	Maryland	Nov. 22, 1997
17	Clemson	Sept. 29, 2001
5. 16	NC State	Oct. 4, 2003
6. 15	Florida State	Dec. 1, 2001
15	NC State	Nov. 6, 2004
8. 14	Navy	Sept. 16, 2000
14	Gardner-Webb	Oct. 11, 2008
10. 13	four times	



**MOST PASS BREAK-UPS**

PBU	OPPONENT	DATE
1. 19	Chattanooga	Nov. 9, 1985
2. 18	Tulane	Oct. 25, 1975
3. 15	Tulane	Oct. 23, 1971
4. 14	Maryland	Sept. 28, 1995
5. 12	Tulane	Nov. 8, 1969
12	W. Carolina	Oct. 12, 1985
7. 11	Florida State	Oct. 4, 1975
11	Tulane	Oct. 22, 1977
11	Wake Forest	Nov. 4, 1995
11	Georgia	Nov. 25, 2000
11	BYU	Sept. 21, 2002

**MOST SACKS**

SKS	OPPONENT	DATE
1. 11	Maryland	Oct. 6, 1990
11	Maryland	Oct. 9, 1993
3. 9	NC State	Sept. 14, 1985
9	Notre Dame	Sept. 1, 2007
5. 8	NC State	Oct. 3, 1992
8	Duke	Oct. 21, 2000
8	Duke	Nov. 10, 2007
8. 7	10 times	

**MOST SACK YARDS**

YDS	OPPONENT	DATE
1. 70 (7)	vs. Tulsa	Jan. 4, 2004
2. 69 (9)	Notre Dame	Sept. 1, 2007
3. 67 (11)	Maryland	Oct. 9, 1993
4. 66 (8)	Duke	Oct. 21, 2000
5. 65 (11)	Maryland	Oct. 6, 1990
6. 62 (7)	Maryland	Oct. 9, 2004
7. 61 (6)	Maryland	Sept. 28, 1995
8. 56 (7)	NC State	Sept. 14, 1985
56 (7)	Maryland	Nov. 22, 1997
10. 54 (6)	Boston College	Sept. 14, 1991

**PENALTIES****MOST PENALTIES**

PEN	OPPONENT	DATE
1. 19	Florida State	Sept. 9, 2000
2. 15	Syracuse	Sept. 26, 2020
3. 14	Duke	Sept. 26, 1996
4. 13	Chattanooga	Sept. 10, 1988
13	Maryland	Oct. 9, 1993
13	Florida State	Sept. 11, 1999
7. 12	Georgia	Nov. 28, 1987
12	Army	Oct. 20, 2007
12	NC State	Dec. 5, 2020
10. 11	13 times	

**FEWEST PENALTIES**

PEN	OPPONENT	DATE
1. 0	LSU	Oct. 12, 1957
0	Duke	Oct. 29, 1960
0	Tulane	Oct. 26, 1963
0	TCU	Sept. 21, 1968
0	Navy	Nov. 9, 1968
0	Syracuse	Oct. 19, 2013
0	Alcorn State	Sept. 3, 2015
8. 1	42 times, most recently:	
	Miami	Oct. 14, 2017

**MOST PENALTY YARDS**

YDS	OPPONENT	DATE
1. 140	Florida State	Sept. 9, 2000
2. 137	Florida State	Sept. 11, 1999
3. 121	Georgia	Nov. 28, 1987
4. 117	Duke	Sept. 26, 1996
5. 116	Georgia	Dec. 2, 1989
6. 115	Georgia	Nov. 26, 1960
115	Georgia	Nov. 26, 1977
8. 112	Duke	Nov. 28, 2020
9. 111	Maryland	Oct. 9, 1993
111	NC State	Dec. 5, 2020

**FEWEST PENALTY YARDS**

YDS	OPPONENT	DATE
1. 0 (0)	LSU	Oct. 12, 1957
0 (0)	Duke	Oct. 29, 1960
0 (0)	Tulane	Oct. 26, 1963
0 (0)	TCU	Sept. 21, 1968
0 (0)	Navy	Nov. 9, 1968
0 (0)	Syracuse	Oct. 19, 2013
0 (0)	Alcorn State	Sept. 3, 2015
8. 5	23 times, most recently:	
	North Carolina	Sept. 30, 2017

**MISCELLANEOUS****MOST THIRD-DOWN CONVERSIONS**

3D	OPPONENT	DATE
1. 14 (of 19)	Virginia	Nov. 9, 2000
2. 13 (of 23)	Tulane	Oct. 4, 1958
13 (of 18)	Virginia	Oct. 5, 1974
13 (of 21)	West Virginia	Dec. 29, 1997
13 (of 20)	Maryland	Oct. 8, 2011
13 (of 20)	Boston Coll.	Oct. 20, 2012
13 (of 20)	Duke	Nov. 17, 2012
13 (of 18)	Tennessee	Sept. 4, 2017
9. 12	seven times	

**HIGHEST THIRD-DOWN CONVERSION PERCENTAGE**

PCT	OPPONENT	DATE
1. .889 (8-9)	Elon	Aug. 31, 2013
2. .833 (10-12)	Tulane	Sept. 6, 2014
3. .800 (8-10)	Florida State	Oct. 10, 2009
.800 (8-10)	NC State	Nov. 8, 2014
5. .777 (7-9)	Wake Forest	Nov. 21, 1998
6. .750 (9-12)	USC	Sept. 22, 1961
.750 (9-12)	W. Carolina	Sept. 1, 2011
.750 (6-8)	Mercer	Sept. 10, 2016
9. .737 (14-19)	Virginia	Nov. 9, 2000
10. .727 (8-11)	Virginia	Nov. 5, 1966
.727 (8-11)	Wake Forest	Nov. 18, 1989
.727 (8-11)	Virginia	Nov. 8, 1997

**FEWEST THIRD-DOWN CONVERSIONS**

3D	OPPONENT	DATE
1. 0 (0-13)	North Carolina	Oct. 4, 1980
0 (0-10)	BYU	Oct. 27, 2012
3. 1	16 times, most recently:	
(1-12)	Clemson	Oct. 10, 2015

**LOWEST THIRD-DOWN CONVERSION PERCENTAGE**

PCT	OPPONENT	DATE
1. .000 (0-13)	North Carolina	Oct. 4, 1980
.000 (0-10)	BYU	Oct. 27, 2012
3. .067 (1-15)	Notre Dame	Nov. 8, 1975
4. .077 (1-13)	Georgia	Nov. 30, 1991
.077 (1-13)	vs. Miami	Jan. 1, 2000
6. .083 (1-12)	Florida	Sept. 22, 1979
.083 (1-12)	Clemson	Sept. 24, 1983
.083 (1-12)	Maryland	Oct. 8, 1988
.083 (1-12)	Clemson	Oct. 10, 2015
10. .091 (1-11)	Georgia	Nov. 28, 1964
.091 (1-11)	Notre Dame	Nov. 5, 1977

**MOST THIRD-DOWN ATTEMPTS**

3D	OPPONENT	DATE
1. 23 (13)	Tulane	Oct. 4, 1958
23 (11)	Clemson	Oct. 28, 2000
23 (11)	Maryland (OT)	Oct. 11, 2001
4. 21 (9)	Georgia	Dec. 1, 1973
21 (12)	Virginia	Oct. 13, 1984
21 (11)	North Carolina	Oct. 21, 1989
21 (13)	vs. W. Virginia	Dec. 29, 1997
8. 20	17 times	

**MOST FOURTH-DOWN CONVERSIONS**

4D	OPPONENT	DATE
1. 5 (of 7)	LSU	Oct. 13, 1956
5 (of 5)	Duke	Nov. 2, 1957
5 (of 6)	Auburn	Oct. 18, 1986
4. 4 (of 5)	Tennessee	Oct. 10, 1970
4 (of 4)	Duke	Nov. 17, 2012
4 (of 4)	Florida State	Dec. 1, 2012
4 (of 5)	Miami	Oct. 5, 2013
8. 3	26 times, most recently:	
(of 3)	Pitt	Dec. 10, 2020

**MOST FOURTH-DOWN ATTEMPTS**

4D	OPPONENT	DATE
1. 7 (5)	LSU	Oct. 13, 1956
7 (3)	Georgia	Nov. 24, 2012
3. 6 (3)	Notre Dame	Nov. 15, 1969
6 (5)	Auburn	Oct. 18, 1986
6 (2)	vs. LSU	Dec. 31, 2008
6. 5	14 times, most recently:	
(3)	North Carolina	Oct. 3, 2015

**MOST TIME OF POSSESSION**

TOP	OPPONENT	DATE
1. 43:45	Boston Coll.	Oct. 20, 2012
2. 42:43	Virginia	Oct. 24, 2009
3. 42:39	South Carolina	Sept. 12, 1970
4. 42:18	Virginia Tech	Oct. 25, 2018
5. 42:10	Wake Forest	Sept. 14, 1996
6. 42:06	North Carolina	Sept. 26, 2009
7. 41:27	Tennessee	Sept. 4, 2017
8. 40:46	Duke	Nov. 1, 1986
9. 40:45	Miami	Oct. 4, 2014
10. 40:38	North Carolina	Sept. 21, 2013

**LOWEST TIME OF POSSESSION**

	TOP	OPPONENT	DATE
1.	16:38	Alabama	Sept. 8, 1979
2.	18:10	The Citadel	Sept. 14, 2019
3.	18:28	North Carolina	Oct. 8, 1994
4.	19:01	Clemson	Sept. 27, 1986
5.	19:08	Georgia	Nov. 24, 1979
6.	19:35	Arizona	Sept. 1, 1994
7.	19:53	Navy	Nov. 12, 1977
8.	20:09	Georgia	Nov. 25, 1993
9.	20:50	Duke	Oct. 21, 2000
10.	20:54	BYU	Aug. 28, 2003
	20:54	North Carolina	Oct. 16, 1993

**LONGEST SCORING DRIVES (PLAYS)**

	PL	OPPONENT	DATE
1.	20	Duke	Nov. 1, 1975
	20	Navy	Nov. 15, 1975
	20	North Carolina	Nov. 11, 2006
	20 (FG)	North Carolina	Sept. 18, 2010
	20	Miami	Oct. 22, 2011
6.	19	Duke	Nov. 3, 1962
	19 (FG)	Army	Sept. 25, 1971
	19	Virginia	Oct. 15, 2011
9.	18	12 times, most recently:	
		North Carolina	Sept. 30, 2017

	YDS	OPPONENT	DATE
1.	-6 (FG)	Duke	Nov. 1, 1969
	-6 (FG)	Virginia	Nov. 19, 2016
3.	-5 (FG)	Auburn	Oct. 15, 1977
	-5 (FG)	Georgia	Nov. 25, 2006
	-4 (FG)	Florida State	Sept. 12, 2020
6.	-2 (FG)	Notre Dame	Nov. 18, 1967
	-2 (FG)	Notre Dame	Nov. 8, 1975
	-2 (FG)	Clemson	Oct. 10, 2015
9.	-1 (FG)	Pittsburgh	Nov. 2, 2019
10.	0 (FG)	Baylor	Nov. 7, 1992

**MOST PLAYERS TO SCORE TOUCHDOWN**

	PL	OPPONENT	DATE
1.	9	Elon	Aug. 31, 2013
2.	8	Navy	Sept. 8, 2001
	8	Presbyterian	Sept. 8, 2012
	8	Tulane	Sept. 12, 2015
5.	7	Wake Forest	Nov. 21, 1998
	7	W. Carolina	Sept. 1, 2011
	7	Alabama A&M	Nov. 23, 2013
	7	Alcorn State	Sept. 3, 2015
9.	6	12 times	

**LONGEST SCORING DRIVES (TIME)**

	TOP	OPPONENT	DATE
1.	10:47	Virginia	Oct. 24, 2009
2.	10:32 (FG)	N. Carolina	Sept. 18, 2010
3.	10:30	N. Carolina	Nov. 11, 2006
4.	9:41	Middle Tenn.	Sept. 10, 2011
5.	9:31	Virginia	Oct. 15, 2011
6.	9:30	Navy	Nov. 15, 1975
7.	9:27	Florida State	Oct. 24, 1998
8.	9:25	Middle Tenn.	Sept. 10, 2011
9.	9:15	Miami	Oct. 22, 2011
10.	9:13	Duke	Nov. 1, 1975

**MOST PLAYERS TO RUSH FOR TOUCHDOWN**

	PL	OPPONENT	DATE
1.	6	Samford	Sept. 8, 2007
	6	Kansas	Sept. 17, 2011
	6	Presbyterian	Sept. 8, 2012
	6	Elon	Aug. 31, 2013
	6	Alabama A&M	Nov. 23, 2013
	6	Alcorn State	Sept. 3, 2015
	6	Tulane	Sept. 12, 2015
8.	5	W. Carolina	Sept. 1, 2011
	5	North Carolina	Nov. 10, 2012
	5	Pittsburgh	Oct. 25, 2014
	5	Louisville	Oct. 5, 2018

**LONGEST SCORING DRIVES (YARDS)**

	YDS	OPPONENT	DATE
1.	99	Tulane	Oct. 22, 1977
	99	Maryland	Oct. 8, 1988
	99	Samford	Sept. 4, 2004
	99	Elon	Aug. 31, 2013
	99	Pitt	Sept. 15, 2018
6.	98	South Carolina	Oct. 19, 1991
	98	N.M. State	Sept. 12, 1998
	98	Maryland	Nov. 18, 2000
	98	Middle Tenn.	Sept. 10, 2011
	98	Pitt	Dec. 10, 2020

**MOST PLAYERS TO CATCH TOUCHDOWN**

	PL	OPPONENT	DATE
1.	4	Clemson	Nov. 13, 1999
	4	Georgia	Nov. 27, 1999
3.	3	30 times, most recently:	
		Duke	Nov. 28, 2020

**SHORTEST SCORING DRIVES (PLAYS)**

	PL	OPPONENT	DATE
1.	1	115 times, most recently:	
		Duke	Nov. 28, 2020

**MOST PLAYERS TO THROW FOR TOUCHDOWN**

	PL	OPPONENT	DATE
1.	3	Tulane	Oct. 27, 1956
	3	North Carolina	Nov. 17, 2007
3.	2	35 times, most recently:	
		Louisville	Oct. 9, 2020

**SHORTEST SCORING DRIVES (TIME)**

	TOP	OPPONENT	DATE
1.	0:03	Wake Forest	Sept. 20, 1997
	0:03	Connecticut	Sept. 7, 2002
	0:03	Duke	Oct. 15, 2005
	0:03	Duke	Nov. 14, 2009
5.	0:04	VMI	Nov. 8, 1986
	0:04	N.M. State	Sept. 12, 1998
	0:04	Navy	Sept. 16, 2000
8.	0:05	five times	

**SHORTEST SCORING DRIVES (YARDS)**

**RUSHING****MOST RUSHING ATTEMPTS**

ATT	TEAM	DATE
1. 79	Alabama	Sept. 8, 1979
2. 78	Georgia	Nov. 27, 1975
3. 75	Clemson	Oct. 13, 1990
4. 73	Notre Dame	Nov. 16, 1968
73	Duke	Oct. 30, 1976
73	North Carolina	Oct. 2, 1982
7. 72	North Carolina	Oct. 4, 1980
72	North Carolina	Oct. 8, 1994
9. 71	The Citadel	Sept. 14, 2019
10. 70	five times	

**FEWEST RUSHING ATTEMPTS**

ATT	TEAM	DATE
1. 12	Virginia	Oct. 24, 2009
2. 15	Samford	Sept. 9, 2006
3. 16	Samford	Sept. 4, 2004
16	Boston College	Oct. 20, 2012
5. 17	Wake Forest	Nov. 4, 1995
17	North Carolina	Nov. 1, 2001
7. 18	Georgia	Nov. 25, 2000
18	North Carolina	Sept. 26, 2009
9. 19	Wake Forest	Sept. 14, 1996
19	NC State	Oct. 4, 2003

**MOST RUSHING YARDS**

YDS	TEAM	DATE
1. 431	Georgia	Nov. 27, 1975
2. 411	Clemson	Aug. 29, 2019
3. 399	Duke	Oct. 30, 1976
4. 381	Auburn	Oct. 20, 1979
5. 377	Auburn	Oct. 19, 1985
6. 366	Tennessee	Oct. 13, 1973
7. 361	Alabama	Sept. 11, 1982
8. 357	Duke	Nov. 2, 1968
357	Tennessee	Oct. 9, 1976
10. 353	Tennessee	Oct. 13, 1979
353	North Carolina	Nov. 5, 2016

**FEWEST RUSHING YARDS**

YDS	TEAM	DATE
1. -56	Tulsa	Jan. 4, 2004
2. -30	Maryland	Sept. 28, 1995
3. -20	Maryland	Oct. 6, 1990
4. -11	Navy	Nov. 7, 1970
5. -9	Florida	Sept. 14, 1963
6. -8	NC State	Oct. 4, 2003
-8	Notre Dame	Sept. 1, 2007
8. -5	Pittsburgh	Nov. 2, 2013
9. 8	UCF	Sept. 2, 2000
8	Maryland	Oct. 9, 2004

**HIGHEST AVERAGE PER RUSH**

AVG	TEAM	DATE
1. 9.5	Clemson	Dec. 5, 2009
2. 8.4	Clemson	Oct. 21, 2006
8.4	Clemson	Aug. 29, 2019
4. 8.1	North Carolina	Nov. 5, 2016
5. 7.8	Florida State	Nov. 2, 1996
6. 7.7	Georgia	Nov. 28, 2009
7. 7.6	Tennessee	Oct. 13, 1973
8. 7.5	Vanderbilt	Oct. 31, 2009
7.5	North Carolina	Oct. 3, 2015
10. 7.3	at Miami	Oct. 5, 2013

**LOWEST AVERAGE PER RUSH**

AVG	TEAM	DATE
1. -2.2	vs. Tulsa	Jan. 4, 2004
2. -1.3	Maryland	Sept. 28, 1995
3. -0.8	Maryland	Oct. 6, 1990
4. -0.4	NC State	Oct. 4, 2003
5. -0.3	Navy	Nov. 7, 1970
6. -0.2	Florida	Sept. 14, 1963
-0.2	Notre Dame	Sept. 1, 2007
-0.2	Pittsburgh	Nov. 2, 2013
9. 0.2	Maryland	Oct. 9, 2004
10. 0.3	UCF	Sept. 2, 2000

**MOST RUSHING TOUCHDOWNS**

TD	TEAM	DATE
1. 6	Duke	Nov. 2, 1968
6	Georgia	Nov. 30, 1968
6	Alabama	Sept. 11, 1982
4. 5	11 times, most recently:	
	Clemson	Aug. 29, 2019

**PASSING****MOST PASSING ATTEMPTS**

ATT	TEAM	DATE
1. 65	Wake Forest	Nov. 4, 1995
2. 64	Wake Forest	Nov. 21, 1998
3. 63	Georgia	Nov. 25, 2000
4. 62	Virginia	Oct. 26, 2013
5. 61	Duke	Nov. 15, 1997
6. 59	Virginia	Oct. 26, 2002
7. 57	W. Carolina	Oct. 12, 1985
57	BYU	Sept. 21, 2002
9. 56	Georgia	Nov. 27, 1999
10. 54	Virginia Tech	Sept. 30, 2006

**FEWEST PASSING ATTEMPTS**

ATT	TEAM	DATE
1. 1	Alabama	Nov. 14, 1953
1	Kentucky	Sept. 20, 1958
3. 2	Alabama	Nov. 15, 1958
2	Auburn	Oct. 17, 1959
5. 3	Florida	Sept. 26, 1953
3	Georgia	Nov. 29, 1958
3	Tennessee	Nov. 11, 1961
3	Alabama	Nov. 16, 1963
9. 4	three times	

**MOST COMPLETIONS**

CMP	TEAM	DATE
1. 43	Virginia	Oct. 26, 2013
2. 42	Wake Forest	Nov. 21, 1998
3. 41	Florida State	Oct. 21, 1995
41	Wake Forest	Nov. 4, 1995
41	Duke	Nov. 15, 1997
41	Virginia	Oct. 26, 2002
7. 37	Georgia	Nov. 25, 2000
8. 33	Florida State	Oct. 18, 1997
33	Clemson	Oct. 17, 2020
10. 32	five times, most recently:	
	Virginia Tech	Nov. 12, 2016

**FEWEST COMPLETIONS**

CMP	TEAM	DATE
1. 0	Alabama	Nov. 14, 1953
0	Auburn	Oct. 17, 1959
0	Missouri	Dec. 22, 1962
0	Georgia	Nov. 30, 1974
5. 1	Alabama	Nov. 15, 1958
1	Georgia	Nov. 29, 1958
1	Alabama	Nov. 14, 1959
1	Alabama	Nov. 16, 1963

**MOST PASSING YARDS**

YDS	TEAM	DATE
1. 501	Wake Forest	Nov. 4, 1995
2. 500	Clemson	Oct. 17, 2020
3. 494	Wake Forest	Nov. 21, 1998
4. 489	Florida State	Oct. 18, 1997
489	Duke	Nov. 15, 1997
6. 463	Florida State	Sept. 9, 2000
7. 453	Mississippi St.	Dec. 31, 2014
8. 436	Miami	Sept. 22, 2012
9. 435	at Georgia	Nov. 25, 2000
435	Boston College	Sept. 15, 2007

**FEWEST PASSING YARDS**

YDS	TEAM	DATE
1. -3	South Carolina	Nov. 19, 1949
2. -1	Georgia	Nov. 29, 1958
3. 0	Alabama	Nov. 14, 1953
0	Auburn	Oct. 17, 1959
0	Missouri	Dec. 22, 1962
0	Georgia	Nov. 30, 1974
7. 1	Florida	Sept. 26, 1953
8. 6	Clemson	Oct. 7, 1972
9. 9	South Carolina	Oct. 7, 1978
10. 10	Alabama	Nov. 15, 1958

**MOST PASSING TOUCHDOWNS**

TD	TEAM	DATE
1. 7	Clemson	Oct. 17, 2020
2. 6	Duke	Oct. 31, 1987
3. 5	Notre Dame	Nov. 5, 1977
5	Penn State	Aug. 28, 1991
5	Virginia	Nov. 10, 2001
5	Georgia	Nov. 29, 2008
5	Florida State	Oct. 10, 2009
8. 4	16 times	

**MOST INTERCEPTIONS THROWN**

INT	TEAM	DATE
1. 5	Tulane	Oct. 24, 1970
5	VMI	Nov. 10, 1973
5	Chattanooga	Sept. 22, 1990
4. 4	21 times	

**HIGHEST COMPLETION PERCENTAGE**

PCT	TEAM	DATE
1. 1.000 (1-1)	Kentucky	Sept. 20, 1958
2. .938 (15-16)	Duke	Oct. 29, 1960
3. .818 (27-33)	Duke	Oct. 29, 1983
.818 (9-11)	Georgia	Nov. 28, 1987
5. .804 (41-51)	Florida State	Oct. 21, 1995
6. .800 (4-5)	Georgia	Nov. 27, 1976
.800 (20-25)	at Miami	Sept. 17, 2009
8. .789 (15-19)	NC State	Oct. 6, 1984
.789 (15-19)	at Georgia	Nov. 27, 2010
10. .778 (14-18)	at Georgia	Nov. 24, 2012



**LOWEST COMPLETION PERCENTAGE**

PCT	TEAM	DATE
1. .000 (0-2)	Auburn	Oct. 17, 1959
.000 (0-7)	Missouri	Dec. 22, 1962
.000 (0-7)	Georgia	Nov. 30, 1974
4. .143 (2-14)	Penn State	Nov. 12, 1966
5. .190 (4-21)	Florida	Sept. 22, 1979
6. .200 (3-15)	Clemson	Sept. 28, 1963
.200 (2-10)	Auburn	Oct. 19, 1985
8. .211 (4-19)	Texas A&M	Sept. 17, 1966
9. .214 (3-14)	Clemson	Oct. 13, 1990
10. .217 (5-23)	Clemson	Oct. 7, 1967

**HIGHEST AVERAGE PER ATTEMPT**

AVG	TEAM	DATE
1. 31.0	Kentucky	Sept. 20, 1958
2. 16.1	Virginia Tech	Nov. 10, 2011
3. 15.0	Maryland	Oct. 6, 2007
4. 14.7	at Miami	Oct. 5, 2013
5. 14.3	at Georgia	Nov. 27, 2010
6. 14.1	Baylor	Nov. 7, 1992
7. 13.9	Virginia Tech	Nov. 16, 2019
8. 13.5	Navy	Nov. 23, 1996
9. 13.2	Georgia	Nov. 25, 2017
10. 12.9	Auburn	Oct. 20, 1973
12.9	Georgia	Dec. 5, 1981
12.9	Georgia	Nov. 30, 2002

**LOWEST AVERAGE PER ATTEMPT**

AVG	TEAM	DATE
1. -0.3	Georgia	Nov. 29, 1958
2. 0.0	Auburn	Oct. 17, 1959
0.0	Missouri	Dec. 22, 1962
0.0	Georgia	Nov. 30, 1974
5. 0.5	Clemson	Oct. 7, 1972
6. 1.1	Tulane	Oct. 27, 1956
7. 1.2	Duke	Oct. 14, 1961
8. 1.3	South Carolina	Oct. 7, 1978
9. 1.5	The Citadel	Sept. 18, 1982
10. 1.6	Auburn	Oct. 21, 1978

**HIGHEST AVERAGE PER COMPLETION**

AVG	TEAM	DATE
1. 31.0	Kentucky	Sept. 20, 1958
2. 29.9	Virginia Tech	Nov. 10, 2011
3. 28.5	Alabama	Sept. 6, 1980
4. 26.8	Virginia	Oct. 13, 1984
5. 25.5	Maryland	Oct. 6, 2007
25.5	Duke	Sept. 9, 1978
7. 25.3	Baylor	Nov. 7, 1992
8. 24.8	Georgia	Nov. 27, 1982
9. 24.3	Tennessee	Oct. 12, 1963
10. 23.7	Tennessee	Nov. 10, 1956

**LOWEST AVERAGE PER COMPLETION**

AVG	TEAM	DATE
1. -1.0	Georgia	Nov. 29, 1958
2. 1.2	Clemson	Oct. 7, 1972
3. 3.3	Duke	Oct. 14, 1961
4. 4.0	Tulane	Oct. 27, 1956
5. 4.5	South Carolina	Oct. 7, 1978
6. 5.2	Auburn	Oct. 18, 1958
7. 5.3	Virginia Tech	Sept. 13, 2008
5.3	The Citadel	Sept. 18, 1982
9. 5.5	North Carolina	Oct. 5, 1985
10. 5.8	Two times	

**TOTAL OFFENSE**

**MOST TOTAL OFFENSE YARDS**

YDS	TEAM	DATE
1. 671	Clemson	Oct. 17, 2020
2. 667	Notre Dame	Nov. 5, 1977
3. 660	UCF	Sept. 19, 2020
4. 636	North Carolina	Nov. 5, 2016
5. 632	Clemson	Aug. 29, 2019
6. 610	at Duke	Nov. 15, 1997
7. 609	Miami	Sept. 22, 2012
8. 605	Miss State	Dec. 31, 2014
9. 601	Clemson	Oct. 6, 2012
10. 600	Virginia	Oct. 17, 1998

**MOST TOTAL OFFENSE YARDS, HALF**

YDS	TEAM	DATE
1. 473 (1st)	Clemson	Oct. 17, 2020
2. 410 (2nd)	Notre Dame	Nov. 5, 1977
3. 403 (1st)	Florida State	Oct. 10, 2009
4. 400 (2nd)	Duke	Nov. 15, 1997
5. 380 (1st)	N. Carolina	Nov. 5, 2016
6. 375 (2nd)	Wake Forest	Nov. 21, 1998
7. 372 (2nd)	Miami	Sept. 22, 2012
8. 371 (1st)	Virginia	Oct. 17, 1998
9. 367 (1st)	Georgia	Dec. 5, 1981
10. 357 (1st)	BYU	Oct. 12, 2013
357 (1st)	UCF	Sept. 19, 2020

**FEWEST TOTAL OFFENSE YARDS**

YDS	TEAM	DATE
1. 32	Florida	Sept. 14, 1963
2. 51	Citadel	Sept. 20, 1952
3. 67	Duke	Oct. 14, 1961
4. 73	Davidson	Sept. 19, 1953
5. 76	Florida	Sept. 26, 1953
6. 82	Maryland	Oct. 9, 2004
7. 84	Chattanooga	Sept. 10, 1988
8. 87	at Vanderbilt	Oct. 27, 1951
9. 89	Texas A&M	Sept. 17, 1966
10. 90	SMU	Sept. 28, 1957

**FEWEST TOTAL OFFENSE YARDS, HALF**

YDS	TEAM	DATE
1. -9 (2nd)	Tulane	Oct. 28, 1961
2. -6 (1st)	Florida	Sept. 14, 1963
3. 16 (2nd)	Maryland	Oct. 9, 2004
4. 20 (1st)	Tulsa	Jan. 4, 2004
5. 22 (2nd)	Texas A&M	Sept. 17, 1966
22 (2nd)	Samford	Sept. 9, 2006
22 (2nd)	Duke	Nov. 10, 2007
8. 23 (2nd)	Florida	Sept. 29, 1962
23 (2nd)	Miami	Sept. 26, 1964
10. 25 (1st)	Georgia	Dec. 1, 1962

**MOST OFFENSIVE PLAYS**

PL	TEAM	DATE
1. 99	at Duke	Nov. 2, 1968
99	at Notre Dame	Nov. 5, 1977
3. 98	at Georgia	Nov. 30, 1968
4. 97	South Carolina	Sept. 11, 1976
97	Georgia (OT)	Nov. 27, 1999
97	North Carolina	Oct. 5, 2019
7. 96	Duke	Oct. 31, 1987
96	North Carolina	Oct. 8, 1994
9. 95	Air Force	Nov. 11, 1978
95	North Carolina	Oct. 4, 1980

**FEWEST OFFENSIVE PLAYS**

PL	TEAM	DATE
1. 31	SMU	Sept. 28, 1957
2. 36	Miami	Sept. 26, 1964
3. 42	Duke	Nov. 2, 1957
42	Duke	Oct. 14, 1961
5. 44	Tulane	Oct. 27, 1956
44	North Carolina	Sept. 26, 2009
44	Virginia	Oct. 24, 2009
8. 45	four times	

**HIGHEST AVERAGE YARDS PER PLAY**

YDS	TEAM	DATE
1. 10.4	at Miami	Oct. 5, 2013
9.1	North Carolina	Nov. 5, 2016
3. 8.9	Georgia	Nov. 27, 2010
4. 8.2	Florida State	Oct. 10, 2009
8.2	Clemson	Nov. 14, 2013
6. 8.1	Virginia	Sept. 19, 1992
8.1	Clemson	Dec. 5, 2009
8. 8.0	North Carolina	Sept. 19, 1987
8.0	Miami	Oct. 4, 2014
10. 7.9	Clemson	Oct. 21, 2006
7.9	Georgia	Nov. 29, 2008
7.9	Miami	Nov. 13, 2010

**LOWEST AVERAGE YARDS PER PLAY**

YDS	TEAM	DATE
1. 0.6	Florida	Sept. 14, 1963
2. 1.3	Maryland	Oct. 9, 2004
3. 1.5	Chattanooga	Sept. 10, 1988
4. 1.6	Duke	Oct. 14, 1961
5. 1.9	Tulane	Oct. 28, 1961
1.9	Florida	Sept. 29, 1962
1.9	Clemson	Sept. 28, 1963
1.9	Texas A&M	Sept. 17, 1966
1.9	Notre Dame	Sept. 1, 2007
10. 2.1	three times	

**MOST FIRST DOWNS**

FD	TEAM	DATE
1. 38	Duke	Oct. 31, 1987
2. 37	Florida State	Oct. 2, 1993
37	Wake Forest	Nov. 21, 1998
4. 36	Duke	Nov. 2, 1968
5. 34	Notre Dame	Nov. 5, 1977
34	Duke	Nov. 15, 1997
34	North Carolina	Oct. 5, 2019
8. 33	Georgia	Nov. 27, 1999
9. 32	North Carolina	Oct. 2, 1982
32	Virginia	Oct. 26, 2013

**FEWEST FIRST DOWNS**

FD	TEAM	DATE
1. 3	SMU	Sept. 28, 1957
2. 5	Miami	Sept. 26, 1964
5	Duke	Oct. 14, 1961
5	Tulane	Oct. 27, 1956
5. 6	eight times; most recently:	
	Connecticut	Sept. 17, 2005



**MOST FIRST DOWNS BY RUSHING**

FD	TEAM	DATE
1.	25	Georgia Nov. 27, 1975
2.	23	North Carolina Oct. 2, 1982
3.	22	Duke Nov. 2, 1968
	22	Georgia Nov. 29, 1986
5.	21	Clemson Sept. 28, 1974
	21	Alabama Sept. 8, 1979
	21	Tennessee Oct. 13, 1979
	21	Memphis Sept. 26, 1981
	21	Georgia Dec. 5, 1981
	21	The Citadel Sept. 14, 2019

**FEWEST FIRST DOWNS BY RUSHING**

FD	TEAM	DATE
1.	1	13 times, most recently: Wake Forest Nov. 7, 2009

**MOST FIRST DOWNS BY PASSING**

FD	TEAM	DATE
1.	27	Wake Forest Nov. 21, 1998
2.	26	Wake Forest Nov. 4, 1995
3.	23	Duke Nov. 15, 1997
4.	22	at Virginia Oct. 26, 2013
5.	21	Duke Oct. 31, 1987
	21	Utah Dec. 29, 2005
7.	20	Clemson Oct. 17, 2020
8.	19	Florida State Sept. 9, 2000
	19	Virginia Oct. 26, 2002
	19	Georgia Nov. 29, 2008
	19	Miami Sept. 22, 2012
	19	North Carolina Oct. 5, 2019

**FEWEST FIRST DOWNS BY PASSING**

FD	TEAM	DATE
1.	0	Kentucky Sept. 21, 1957
	0	Georgia Nov. 29, 1958
	0	Duke Oct. 14, 1961
	0	Missouri Dec. 22, 1962
	0	Tennessee Oct. 9, 1971
	0	Georgia Nov. 30, 1974
7.	1	19 times

**LARGEST FIRST DOWN MARGIN**

FD	TEAM	DATE
1.	28 (37-9)	Florida State Oct. 2, 1993
2.	26 (34-8)	Notre Dame Nov. 5, 1977
3.	24 (32-8)	N. Carolina Oct. 2, 1982
4.	22 (28-6)	N. Carolina Oct. 4, 1980
5.	22 (29-7)	Clemson Oct. 17, 2020
6.	20 (28-8)	Florida State Oct. 18, 1997
	20 (34-14)	North Carolina Oct. 5, 2019
8.	18 (29-11)	Georgia Nov. 27, 1975
9.	17	five times

**SCORING****POINTS SCORED****MOST POINTS, MODERN ERA**

PTS	TEAM	DATE
1.	73	Clemson Oct. 17, 2020
2.	69	Notre Dame Nov. 5, 1977
3.	55	Clemson Nov. 14, 2013
	55	Virginia Sept. 19, 1992
5.	54	Alabama Nov. 18, 1950
6.	52	Clemson Aug. 29, 2019
	52	Georgia Nov. 30, 2019
8.	51	Florida State Oct. 2, 1993
	51	Georgia Nov. 30, 2002
	51	Virginia Tech Sept. 24, 2005

**MOST POINTS, HISTORIC**

PTS	TEAM	DATE
1.	94	Auburn Nov. 17, 1894
2.	73	Clemson Oct. 17, 1903

**FEWEST POINTS, MODERN ERA**

PTS	TEAM	DATE
1.	0	Most recently: Alcorn State Sept. 1, 2018

**MOST POINTS, HALF**

PTS	TEAM	DATE
1.	52 (1st)	Clemson Oct. 17, 2020
2.	48 (2nd)	Notre Dame Nov. 5, 1977
3.	41 (1st)	Auburn Oct. 20, 1984
4.	38 (1st)	Mississippi Dec. 30, 1971
	38 (1st)	Duke Oct. 12, 2019
6.	35 (2nd)	Miami Nov. 10, 1967
	35 (2nd)	Florida State Oct. 2, 1993
	35 (1st)	LSU Dec. 31, 2008
	35 (1st)	Florida State Oct. 10, 2009
10.	34 (1st)	Purdue Dec. 25, 1978
	34 (1st)	Georgia Dec. 5, 1981
	34 (1st)	Georgia Nov. 30, 2002

**MOST POINTS, QUARTER**

PTS	TEAM	DATE
1.	35 (2nd)	Clemson Oct. 17, 2020
2.	31 (2nd)	Auburn Oct. 20, 1984
3.	28 (2nd)	Mississippi Dec. 30, 1971
	28 (2nd)	Florida State Nov. 2, 1996
	28 (2nd)	Clemson Nov. 13, 1999
	28 (2nd)	LSU Dec. 31, 2008
7.	27 (4th)	Notre Dame Nov. 5, 1977
	27 (4th)	Georgia Nov. 25, 1993
	27 (4th)	Duke Nov. 15, 1997
10.	25	three times

**MOST POINTS BY AN UNRANKED TEAM**

PTS	TEAM	DATE
1.	50	North Carolina Nov. 10, 2012
2.	49	Miami Nov. 10, 1967
	49	Middle Tenn. Sept. 29, 2012
4.	48	Duke Oct. 31, 1987
	48	Georgia Nov. 25, 1994
	48	North Carolina Oct. 18, 2014
	48	Boston College Oct. 24, 2020
7.	47	Clemson Sept. 29, 2001
8.	46	Duke Nov. 2, 1968
10.	45	Florida Sept. 20, 1980
	45	Virginia Nov. 6, 1999
	45	NC State Sept. 25, 2010
	45	Virginia Tech Nov. 16, 2019

**FEWEST POINTS BY A RANKED TEAM**

PTS	TEAM	DATE
1.	0	Tulane Oct. 27, 1956
	0	Florida Nov. 24, 1956
	0	Kentucky Sept. 21, 1957
	0	SMU Sept. 28, 1957
	0	Duke Nov. 2, 1957
	0	Clemson Nov. 8, 1958
	0	Michigan State Sept. 18, 1971
	0	South Carolina Oct. 15, 1988
9.	3	six times

**MOST POINTS AT GEORGIA TECH**

PTS	TEAM	DATE
1.	73	Clemson Oct. 17, 2020
2.	52	Georgia Nov. 30, 2019
3.	49	Florida State Nov. 2, 1996
	49	Middle Tenn. Sept. 29, 2012
	49	Clemson Sept. 22, 2018
	49	UCF Sept. 19, 2020
7.	48	Georgia Nov. 27, 1999
8.	47	Clemson Sept. 29, 2001
9.	45	Florida Sept. 20, 1980
	45	Alabama Sept. 11, 1982
	45	NC State Sept. 25, 2010
	45	Virginia Tech Nov. 16, 2019

**MOST POINTS AT TEAM**

PTS	TEAM	DATE
1.	69	Notre Dame Nov. 5, 1977
2.	55	Virginia Sept. 19, 1992
	55	Clemson Nov. 14, 2013
4.	52	Clemson Aug. 20, 2019
5.	51	Florida State Oct. 2, 1993
	51	Georgia Nov. 30, 2002
	51	Virginia Tech Sept. 24, 2005
8.	50	North Carolina Nov. 10, 2012
9.	49	Miami Nov. 10, 1967
	49	South Florida Sept. 8, 2018

**FEWEST POINTS AT TEAM**

PTS	TEAM	DATE
1.	0	Duke Nov. 3, 1956
	0	Florida Nov. 24, 1956
	0	Georgia Dec. 1, 1956
	0	Tulane Oct. 28, 1961
	0	Florida Sept. 29, 1962
	0	Tulane Oct. 25, 1975
	0	Duke Nov. 2, 1985
	0	North Carolina Nov. 11, 2006
9.	3	five times

**MOST POINTS IN LOSS**

PTS	TEAM	DATE
1.	50	North Carolina Nov. 10, 2012
2.	48	Georgia Nov. 27, 1999
3.	44	Florida State Oct. 10, 2009
4.	42	Clemson Nov. 13, 1999
	42	Georgia Nov. 29, 2008
6.	38	Virginia Nov. 3, 1990
	38	Duke Nov. 15, 1997
	38	Virginia Oct. 17, 1998
9.	35	Wake Forest Nov. 21, 1998
	35	NC State Oct. 1, 2011
	35	Duke Oct. 29, 2016



**FEWEST POINTS IN WIN**

PTS	TEAM	DATE
1. 3	Auburn	Oct. 19, 1957
2. 6	Tennessee	Nov. 10, 1956
6	Duke	Oct. 29, 1960
4. 7	Georgia	Nov. 30, 1957
7	Auburn	Oct. 17, 1959
7	Georgia	Nov. 26, 1960
7	LSU	Oct. 5, 1963
7	Georgia	Nov. 28, 1964
9. 9	five times	

**MOST TOUCHDOWNS SCORED, HALF**

TD	TEAM	DATE
1. 7 (2nd)	Notre Dame	Nov. 5, 1977
7 (1st)	Clemson	Oct. 17, 2020
3. 5 (2nd)	Miami	Nov. 10, 1967
5 (1st)	vs. Mississippi	Dec. 30, 1971
5 (1st)	vs. Purdue	Dec. 25, 1978
5 (1st)	Auburn	Oct. 20, 1984
5 (2nd)	Florida State	Oct. 2, 1993
5 (2nd)	Virginia	Nov. 10, 2001
5 (1st)	vs. LSU	Dec. 31, 2008
5 (1st)	Florida State	Oct. 10, 2009
5 (1st)	Georgia	Nov. 24, 2018
5 (1st)	Duke	Oct. 12, 2019

**MOST PATs MADE**

PAT	TEAM	DATE
1. 10	Clemson	Oct. 17, 2020
2. 7	Miami	Nov. 10, 1967
7	Notre Dame	Nov. 5, 1977
7	Virginia	Sept. 19, 1992
7	Florida State	Nov. 2, 1996
7	Middle Tenn.	Sept. 29, 2012
7	at Clemson	Nov. 14, 2013
7	Georgia	Aug. 29, 2019
7	UCF	Sept. 19, 2020
10. 6	28 times, most recently:	
	Boston College	Oct. 24, 2020

**LARGEST FIRST-QUARTER LEAD**

MARGIN	TEAM	DATE
1. 21 (21-0)	Notre Dame	Nov. 15, 1969
21 (21-0)	Purdue	Dec. 25, 1978
21 (21-0)	Louisville	Oct. 5, 2018
4. 19 (19-0)	Miami	Sept. 22, 2012
5. 17 (17-0)	Alabama	Nov. 15, 1958
17 (17-0)	Georgia	Nov. 30, 1968
17 (17-0)	Auburn	Oct. 19, 1974
17 (17-0)	Georgia	Nov. 30, 2019
17 (17-0)	Syracuse	Sept. 26, 2020
10. 16 (19-3)	Duke	Sept. 26, 2015
16 (19-3)	Clemson	Oct. 10, 2015

**MOST NON-OFFENSIVE TOUCHDOWNS**

TD	TEAM	DATE
1. 3 IR/IR/BK	Virginia Tech	Sept. 24, 2005
2. 2 PR/BP	South Carolina	Sept. 11, 1971
2 IR/PR	Rice	Sept. 30, 1972
2 IR/PR	Florida	Sept. 20, 1980
2 PR/BP	Clemson	Sept. 26, 1987
2 FR/IR	Auburn	Oct. 17, 1987
2 BP/IR	Wake Forest	Nov. 21, 1987
2 IR/IR	NC State	Oct. 5, 1991
2 IR/BP	Florida State	Nov. 2, 1996
2 KR/FR	North Carolina	Sept. 26, 1998
2 IR/KR	NC State	Nov. 4, 2006
2 FR/FR	Miami	Oct. 1, 2016
2 KR/KR	South Florida	Sept. 8, 2018

**MOST PATs ATTEMPTED**

PAT	TEAM	DATE
1. 10	Clemson	Oct. 17, 2020
2. 9	Notre Dame	Nov. 5, 1977
3. 7	Miami	Nov. 10, 1967
7	Virginia	Sept. 19, 1992
7	Florida State	Oct. 2, 1993
7	Florida State	Nov. 2, 1996
7	Middle Tenn.	Sept. 29, 2012
7	at Clemson	Nov. 14, 2013
7	South Florida	Sept. 8, 2018
7	Clemson	Sept. 22, 2018
7	UCF	Sept. 19, 2020

**LARGEST HALFTIME LEAD**

MARGIN	TEAM	DATE
1. 45 (52-7)	Clemson	Oct. 17, 2020
2. 41 (41-0)	Auburn	Oct. 20, 1984
3. 34 (34-0)	Georgia	Dec. 5, 1981
34 (34-0)	Georgia	Nov. 30, 2002
5. 32 (38-6)	vs. Mississippi	Dec. 30, 1971
32 (35-3)	vs. LSU	Dec. 31, 2008
7. 31 (31-0)	Alabama	Sept. 11, 1982
31 (31-0)	Virginia Tech	Nov. 16, 2019
9. 28 (28-0)	Georgia	Nov. 27, 1975
28 (28-0)	Clemson	Aug. 29, 2019

**MOST TWO-POINT CONVERSIONS ATTEMPTED**

2P	TEAM	DATE
1. 3 (1-3)	Alabama	Sept. 8, 1979
3 (0-3)	Virginia	Nov. 10, 2001
3 (1-3)	Duke	Sept. 26, 2015
4. 2	16 times	

**MOST PATs MISSED**

PAT	TEAM	DATE
1. 2	Notre Dame	Nov. 18, 1967
2	Tulane	Oct. 26, 1968
2	Duke	Nov. 2, 1968
2	Duke	Nov. 4, 1972
2	Navy	Nov. 17, 1973
2	Navy	Nov. 13, 1976
2	Notre Dame	Nov. 5, 1977

**MOST TOUCHDOWNS SCORED, GAME**

TD	TEAM	DATE
1. 10	Notre Dame	Nov. 5, 1977
10	Clemson	Oct. 17, 2020
3. 7	Miami	Nov. 10, 1967
7	Duke	Nov. 2, 1968
7	Virginia	Sept. 19, 1992
7	Florida State	Oct. 2, 1993
7	Florida State	Nov. 2, 1996
7	Clemson	Sept. 29, 2001
7	Middle Tenn.	Sept. 29, 2012
7	at N. Carolina	Nov. 10, 2012
7	at Clemson	Nov. 14, 2013
7	at USF	Sept. 8, 2018
7	Clemson	Sept. 22, 2018
7	Clemson	Aug. 29, 2019
7	Georgia	Nov. 30, 2019
7	UCF	Sept. 19, 2020

**KICKING**

**MOST FIELD GOALS MADE**

FGM	TEAM	DATE
1. 6	Georgia	Nov. 24, 2001
2. 5	Virginia	Nov. 22, 2003
3. 4	Navy	Nov. 15, 1980
4	Wake Forest	Nov. 21, 1987
4	Boston Coll.	Nov. 25, 1989
4	Clemson	Oct. 13, 1990
4	W. Carolina	Sept. 12, 1992
4	NC State	Nov. 11, 1995
4	Wake Forest	Nov. 20, 1999
4	North Carolina	Nov. 17, 2007
4	Miami	Oct. 14, 2017
4	Pitt	Dec. 10, 2020

**PUNTING**

**MOST PUNTS**

P	TEAM	DATE
1. 13	SMU	Sept. 28, 1957
2. 12	Tennessee	Nov. 10, 1956
12	Penn State	Nov. 12, 1966
12	Clemson	Oct. 7, 1967
12	Florida	Sept. 22, 1979
12	Duke	Nov. 10, 2007
7. 11	11 times	

**MOST TOUCHDOWNS SCORED, QUARTER**

TD	TEAM	DATE
1. 5 (2nd)	Clemson	Oct. 17, 2020
2. 4 (2nd)	vs. Mississippi	Dec. 30, 1971
4 (4th)	Notre Dame	Nov. 5, 1977
4 (2nd)	Auburn	Oct. 20, 1984
4 (4th)	Georgia	Nov. 25, 1993
4 (2nd)	Florida State	Nov. 2, 1996
4 (4th)	Duke	Nov. 15, 1997
4 (2nd)	Clemson	Nov. 13, 1999
4 (4th)	Virginia	Nov. 10, 2001
4 (2nd)	vs. LSU	Dec. 31, 2008
4 (2nd)	at Duke	Oct. 12, 2019

**MOST FIELD GOALS ATTEMPTED**

FGA	TEAM	DATE
1. 6	Georgia	Nov. 24, 1979
6	Clemson	Oct. 13, 1990
6	NC State	Oct. 3, 1992
6	Georgia	Nov. 24, 2001
5. 5	Georgia	Nov. 30, 1985
5	Boston Coll.	Nov. 25, 1989
5	Wake Forest	Nov. 14, 1992
5	Virginia	Nov. 22, 2003
5	NC State	Nov. 4, 2006
5	Clemson	Sept. 29, 2007
5	N. Carolina	Nov. 17, 2007

**FEWEST PUNTS**

P	TEAM	DATE
1. 0	Rice	Sept. 24, 1960
0	Miss. State	Oct. 3, 2009
0	Georgia	Nov. 28, 2009
0	at Clemson	Dec. 5, 2009
5. 1	18 times, most recently:	
	Georgia	Nov. 24, 2018

**MOST PUNT YARDS**

YDS	TEAM	DATE
1. 558	SMU	Sept. 28, 1957
2. 483	Florida	Sept. 29, 1972
3. 480	Chattanooga	Sept. 10, 1988
4. 472	Clemson	Oct. 7, 1967
5. 470	Tennessee	Nov. 10, 1956
6. 467	Penn State	Nov. 12, 1966
7. 458	Gardner-Webb	Oct. 11, 2008
8. 450	Duke	Nov. 10, 2007
9. 449	Tennessee	Oct. 11, 1958
10. 447	Maryland	Oct. 9, 2004

**FEWEST PUNT YARDS**

	YDS	TEAM	DATE
1.	0 (0)	Rice	Sept. 24, 1960
	0 (0)	Miss. State	Oct. 3, 2009
	0 (0)	Georgia	Nov. 28, 2009
	0 (0)	Clemson	Dec. 5, 2009
5.	21 (1)	Duke	Nov. 2, 1968
6.	24 (2)	vs. Fresno St.	Dec. 31, 2007
7.	31 (1)	Virginia	Sept. 20, 1986
8.	31 (1)	North Carolina	Nov. 5, 2016
9.	32 (1)	North Carolina	Oct. 16, 1993
10.	36 (1)	Notre Dame	Nov. 16, 1968

**MOST PUNT RETURN YARDS**

	YDS	TEAM	DATE
1.	227	Clemson	Sept. 26, 1987
2.	143	South Carolina	Sept. 11, 1971
3.	138	Georgia	Dec. 1, 1984
4.	130	Clemson	Oct. 28, 2000
5.	124	Duke	Nov. 4, 1972
6.	118	Georgia	Dec. 2, 1978
7.	104	Auburn	Oct. 16, 1982
8.	96	Clemson	Sept. 14, 2002
9.	95	Navy	Nov. 9, 1968
10.	94	Miami	Sept. 26, 1970

**MOST KICKOFF RETURN YARDS**

	YDS	TEAM	DATE
1.	267	North Carolina	Nov. 10, 2012
2.	266	South Florida	Sept. 8, 2018
3.	216	Miss. State	Oct. 3, 2009
4.	210	Duke	Oct. 29, 1966
5.	205	Virginia	Nov. 4, 2017
6.	204	W. Carolina	Sept. 1, 2011
7.	202	Vanderbilt	Oct. 31, 2009
8.	198	North Carolina	Sept. 26, 1998
9.	190	Samford	Sept. 8, 2007
10.	189	Nebraska	Jan. 1, 1991

**HIGHEST AVERAGE**

MINIMUM TWO ATTEMPTS

	AVG	TEAM	DATE
1.	60.5	Tennessee	Oct. 27, 1984
2.	56.4	Wake Forest	Nov. 5, 2005
3.	54.8	Pittsburgh	Sept. 18, 1976
4.	54.0	BYU	Oct. 27, 2012
5.	53.7	Auburn	Oct. 16, 1965
6.	52.5	Duke	Oct. 30, 1965
	52.5	Duke	Nov. 17, 2012
8.	51.7	North Carolina	Nov. 10, 2012
9.	50.4	Notre Dame	Sept. 2, 2006
10.	50.3	North Carolina	Oct. 9, 1999

**HIGHEST PUNT RETURN AVERAGE**

MINIMUM TWO ATTEMPTS

	AVG	TEAM	DATE
1.	38.5	NC State	Oct. 11, 1997
2.	34.0	Miami	Oct. 19, 2019
3.	31.0	Tulane	Oct. 9, 1965
4.	30.0	Pittsburgh	Sept. 21, 1974
	30.0	Georgia	Nov. 26, 1966
6.	29.5	Georgia	Dec. 2, 1978
7.	29.0	The Citadel	Sept. 18, 1982
8.	28.6	South Carolina	Sept. 11, 1971
9.	28.5	Tennessee	Oct. 25, 1986
10.	28.0	Auburn	Oct. 20, 1973

**HIGHEST KICK RETURN AVERAGE**

MINIMUM TWO ATTEMPTS

	AVG	TEAM	DATE
1.	71.5	LSU	Oct. 6, 1962
2.	60.0	Clemson	Sept. 27, 1986
3.	53.5	Duke	Sept. 26, 2015
4.	52.3	Maryland	Oct. 7, 2006
5.	48.0	Clemson	Sept. 26, 1987
6.	44.3	South Florida	Sept. 8, 2018
7.	43.0	Auburn	Oct. 16, 1971
8.	42.5	Clemson	Nov. 12, 1994
9.	42.0	Wake Forest	Nov. 17, 2001
10.	41.5	Virginia	Sept. 16, 1993

**LOWEST AVERAGE**

MINIMUM TWO ATTEMPTS

	AVG	TEAM	DATE
1.	12.0	vs. Fresno St.	Dec. 31, 2007
2.	23.0	BYU	Aug. 28, 2003
3.	24.3	Georgia	Nov. 30, 1957
	24.3	Alabama	Sept. 15, 1984
5.	24.5	Duke	Oct. 30, 1971
6.	24.6	vs. Iowa State	Dec. 18, 1972
7.	25.0	Baylor	Nov. 6, 1993
	25.0	NC State	Oct. 10, 1998
9.	25.2	Tulane	Oct. 28, 1961
10.	25.5	Tulane	Oct. 26, 1957
	25.5	Kentucky	Dec. 31, 2016

**LOWEST PUNT RETURN AVERAGE**

MINIMUM TWO ATTEMPTS

	AVG	TEAM	DATE
1.	-4.5	Navy	Nov. 16, 1974
2.	-4.0	Samford	Sept. 8, 2007
3.	-3.3	Navy	Sept. 16, 2000
4.	-3.0	Virginia	Sept. 22, 2007
	-3.0	Presbyterian	Sept. 8, 2012
6.	-2.3	Georgia	Nov. 24, 2007
7.	-2.0	Virginia	Sept. 21, 2006
8.	-1.7	Tennessee	Oct. 13, 1973
9.	-1.0	Baylor	Nov. 6, 1993
10.	-1.0	Notre Dame	Sept. 1, 2007
	-1.0	Pittsburgh	Oct. 17, 2015
	-1.0	Duke	Nov. 18, 2017

**LOWEST KICK RETURN AVERAGE**

MINIMUM TWO ATTEMPTS

	AVG	TEAM	DATE
1.	2.5	Georgia	Nov. 26, 1966
2.	3.5	Virginia	Nov. 20, 2004
3.	5.0	Georgia	Nov. 28, 1998
4.	6.2	Clemson	Sept. 25, 1976
5.	6.5	Clemson	Sept. 27, 1975
6.	6.5	Wake Forest	Nov. 16, 1985
7.	6.5	South Carolina	Oct. 19, 1991
8.	6.7	Georgia	Nov. 27, 1975
9.	7.0	Duke	Sept. 26, 1996
10.	7.3	Wake Forest	Nov. 13, 1982

**PUNT RETURNS****MOST PUNT RETURNS**

	PR	TEAM	DATE
1.	11	Clemson	Sept. 26, 1987
2.	7	Tennessee	Oct. 10, 1959
	7	Miami	Sept. 26, 1970
	7	Duke	Nov. 4, 1972
	7	Tulane	Oct. 27, 1979
	7	North Carolina	Oct. 4, 1980
	7	Maryland	Oct. 10, 1992
	7	Wake Forest	Nov. 14, 1992
9.	6	17 times	

**KICK RETURNS****MOST KICKOFF RETURNS**

	KR	TEAM	DATE
1.	11	Samford	Sept. 8, 2007
	11	North Carolina	Nov. 10, 2012
3.	10	Duke	Oct. 29, 1966
	10	The Citadel	Sept. 12, 1987
	10	W. Carolina	Sept. 1, 2011
	10	Kansas	Sept. 17, 2011
7.	9	NC State	Oct. 11, 1986
	9	Duke	Oct. 27, 1990
	9	Vanderbilt	Oct. 31, 2009
10.	8	nine times	

**DEFENSE****MOST INTERCEPTIONS**

	INT	TEAM	DATE
1.	7	Wake Forest	Nov. 21, 1987
2.	6	vs. Fresno St.	Dec. 31, 2002
3.	5	Tennessee	Nov. 7, 1964
	5	Rice	Sept. 30, 1972
	5	Duke	Oct. 30, 1976
	5	Virginia Tech	Nov. 1, 2007
7.	4	16 times	

**MOST INTERCEPTION RETURN YARDS**

	YDS	TEAM	DATE
1.	186 (4)	S. Carolina	Sept. 15, 1973
2.	179 (4)	Notre Dame	Nov. 15, 1969
3.	143 (5)	Rice	Sept. 30, 1972
4.	119 (4)	Tennessee	Oct. 10, 1970
5.	114 (4)	Syracuse	Sept. 26, 2020
6.	109 (2)	California	Sept. 16, 1978
7.	104 (3)	NC State	Nov. 6, 2004
8.	95 (5)	Tennessee	Nov. 7, 1964
9.	94 (4)	USC	Sept. 22, 1973
10.	86 (4)	Alabama	Sept. 8, 1979

**MOST SACKS**

SKS	TEAM	DATE
1. 8	Auburn	Oct. 17, 1987
2. 6	Clemson	Sept. 24, 1983
6	Clemson	Sept. 26, 1987
6	Virginia	Oct. 15, 1994
6	Florida State	Sept. 13, 2003
6	Clemson	Sept. 11, 2004
6	Virginia	Nov. 20, 2004
8. 5	19 times, most recently:	
	Notre Dame	Oct. 31, 2020

**MOST SACK YARDS**

YDS	TEAM	DATE
1. 66 (8)	Auburn	Oct. 17, 1987
2. 56 (6)	Clemson	Sept. 11, 2004
3. 55 (5)	Clemson	Sept. 14, 2002
4. 51 (3)	Chattanooga	Nov. 9, 1985
5. 48 (6)	Clemson	Sept. 24, 1983
48 (5)	Florida State	Nov. 5, 1994
7. 47 (5)	Tennessee	Oct. 24, 1987
47 (3)	Chattanooga	Sept. 10, 1988
9. 43 (6)	Florida State	Sept. 13, 2003
10. 42 (5)	Georgia	Nov. 30, 1996

**MOST FUMBLE RETURNS**

FR	TEAM	DATE
1. 3	Florida State	Oct. 24, 1998
2. 2	Wake Forest	Nov. 21, 1998
2	Maryland	Oct. 11, 2001
2	Jacksonville St.	Sept. 5, 2009
2	Georgia	Nov. 27, 2010
2	Miami	Oct. 1, 2016
2	Clemson	Aug. 29, 2019
2	Temple	Sept. 29, 2019
2	NC State	Nov. 21, 2019

**MOST FUMBLE RETURN YARDS**

YDS	TEAM	DATE
1. 91 (1)	Presbyterian	Sept. 8, 2012
2. 81 (1)	North Carolina	Sept. 26, 1998
3. 79 (1)	Pittsburgh	Nov. 2, 2019
4. 74 (2)	Temple	Sept. 28, 2019
5. 49 (2)	Maryland (OT)	Oct. 11, 2001
49 (1)	Georgia	Nov. 24, 2012
7. 46 (1)	UCF	Oct. 26, 1996
46 (1)	Miami	Nov. 21, 2015
9. 35 (2)	Miami	Oct. 1, 2008
10. 34 (2)	Georgia	Nov. 27, 2010

**BLOCKED KICKS / PUNTS**

BLK	TEAM	DATE
1. 3 FG/FG/PAT	Florida State	Sept. 12, 2020
2. 2 FG/PAT	Kentucky	Sept. 21, 1957
2 P/P	Auburn	Oct. 19, 1974
2 PAT/FG	Duke	Nov. 1, 1975
2 PAT/P	Georgia	Nov. 26, 1977
2 FG/FG	W. Carolina	Nov. 4, 1989

**MOST DEFENSIVE TOUCHDOWNS**

TD	TEAM	DATE
1. 2 FR/IR	Auburn	Oct. 17, 1987
2 BP/IR	Wake Forest	Nov. 21, 1987
2 IR/IR	NC State	Oct. 5, 1991
2 IR/IR	Virginia Tech	Sept. 24, 2005
2 FR/FR	Miami	Oct. 1, 2016

**TURNOVERS**
**MOST FUMBLES**

FUM	TEAM	DATE
1. 9	Clemson	Sept. 28, 1963
2. 8	Furman	Sept. 2, 1995
3. 7	Tennessee	Oct. 9, 1971
7	Tennessee	Oct. 8, 1977
7	Tulsa	Jan. 4, 2004
6. 6	seven times	

**MOST FUMBLES LOST**

FL	TEAM	DATE
1. 6	Furman	Sept. 2, 1995
6	Tulsa	Jan. 4, 2004
6	Pittsburgh	Oct. 25, 2014
4. 5	LSU	Oct. 13, 1956
5	Georgia	Nov. 25, 1967
5	Tennessee	Oct. 12, 1968
5	Tennessee	Oct. 10, 1970
8. 4	16 times	

**MOST TURNOVERS**

TO	TEAM	DATE
1. 8	Tulane	Oct. 24, 1970
8	VMI	Nov. 10, 1973
8	Virginia	Sept. 20, 1986
4. 7	LSU	Oct. 13, 1956
7	Notre Dame	Nov. 7, 1959
7	Clemson	Sept. 28, 1963
7	Tulane	Oct. 25, 1975
7	Memphis	Sept. 27, 1980
7	Chattanooga	Sept. 22, 1990
7	Wake Forest	Nov. 17, 1990

**MOST TOTAL PLAYS WITHOUT A TURNOVER**

PL	TEAM	DATE
1. 92	Wake Forest	Oct. 5, 2002
2. 85	North Carolina	Oct. 2, 1982
85	Georgia	Nov. 25, 1993
4. 83	Clemson	Sept. 26, 1992
83	North Carolina	Oct. 16, 1993
83	Ga. Southern	Oct. 15, 2016
7. 82	South Carolina	Sept. 23, 1989
82	Georgia	Nov. 30, 2002
9. 81	TCU	Sept. 30, 1967
81	Georgia	Nov. 25, 1971

**PENALTIES**
**MOST PENALTIES**

PEN	TEAM	DATE
1. 16	BYU	Aug. 28, 2003
2. 15	Florida State	Sept. 9, 2000
3. 14	Clemson	Sept. 24, 1983
14	The Citadel	Sept. 12, 1987
14	Georgia	Nov. 24, 2001
6. 13	Clemson	Sept. 24, 1988
13	Georgia	Nov. 25, 1993
8. 12	Florida State	Oct. 18, 1997
12	W. Carolina	Sept. 10, 2004
10. 11	11 times	

**FEWEST PENALTIES**

PEN	TEAM	DATE
1. 0	Pittsburgh	Dec. 29, 1956
0	Georgia	Nov. 29, 1969
0	Tulane	Oct. 23, 1971
0	Boston College	Nov. 11, 1972
0	Virginia	Oct. 13, 1984
0	Georgia	Nov. 30, 2019
7. 1	25 times, most recently:	
	Duke	Nov. 18, 2017

**MOST PENALTY YARDS**

YDS	TEAM	DATE
1. 134	Georgia	Nov. 24, 2001
2. 132	BYU	Aug. 28, 2003
3. 121	The Citadel	Sept. 12, 1987
4. 117	California	Sept. 16, 1978
5. 114	Florida State	Sept. 9, 2000
6. 113	Georgia	Nov. 29, 2003
7. 112	Georgia	Nov. 25, 1993
8. 111	Clemson	Sept. 24, 1988
9. 109	Clemson	Sept. 24, 1983
10. 108	two times	

**FEWEST PENALTY YARDS**

YDS	TEAM	DATE
1. 0	Pittsburgh	Dec. 29, 1956
0	Georgia	Nov. 29, 1969
0	Tulane	Oct. 23, 1971
0	Boston College	Nov. 11, 1972
0	Virginia	Oct. 13, 1984
0	Georgia	Nov. 30, 2019
7. 3	Virginia	Nov. 6, 1982
8. 5	17 times	

**MISCELLANEOUS**
**LONGEST SCORING DRIVE (PLAYS)**

PL	TEAM	DATE
1. 19 (FG)	Navy	Nov. 15, 1975
19 (FG)	Alabama	Sept. 12, 1981
19	Memphis	Sept. 26, 1981
19	Virginia	Nov. 3, 1983
5. 18 (FG)	Duke	Nov. 3, 1962
18	Clemson	Sept. 27, 1975
18	North Carolina	Oct. 22, 1988
18 (FG)	Clemson	Sept. 26, 1992
18	Duke	Oct. 21, 2000
18	Clemson	Sept. 29, 2001
18	Ga. Southern	Oct. 15, 2016
18 (FG)	NC State	Nov. 21, 2019

**LONGEST SCORING DRIVE (TIME)**

TIME	TEAM	DATE
1. 9:18	Duke	Oct. 21, 2000
2. 8:54 (FG)	Pitt	Dec. 10, 2020
3. 8:50	Memphis	Sept. 26, 1981
4. 8:48 (FG)	Clemson	Sept. 26, 1992
5. 8:38	Notre Dame	Oct. 31, 2020
6. 8:31 (FG)	Duke	Nov. 1, 1975
7. 8:23 (FG)	NC State	Nov. 21, 2019
8. 8:22	Clemson	Sept. 27, 1975
9. 8:20 (FG)	Mercer	Sept. 10, 2016
10. 8:15 (FG)	Clemson	Oct. 28, 1995



**LONGEST SCORING DRIVE (YARDS)**

YDS	TEAM	DATE
1. 99	Duke	Oct. 31, 1964
99	Florida State	Oct. 18, 1997
99	Duke	Oct. 21, 2000
4. 98	Georgia	Nov. 30, 1968
98	Auburn	Oct. 17, 1970
98	North Carolina	Sept. 19, 1987
98	Miami	Nov. 20, 2008
98	Virginia	Oct. 9, 2010
9. 97	four times, most recently:	
	Miami	Nov. 21, 2015

**LOWEST TIME OF POSSESSION**

TIME	TEAM	DATE
1. 16:15	Boston College	Oct. 20, 2012
2. 17:17	Virginia	Oct. 24, 2009
3. 17:21	South Carolina	Sept. 12, 1970
4. 17:42	Virginia Tech	Oct. 25, 2018
5. 17:50	Wake Forest	Sept. 14, 1996
6. 17:54	North Carolina	Sept. 26, 2009
7. 18:33	Tennessee	Sept. 4, 2017
8. 19:14	Duke	Nov. 1, 1986
9. 19:22	North Carolina	Sept. 21, 2013
10. 20:04	Georgia	Nov. 24, 2012

**LOWEST THIRD-DOWN CONVERSION**

PERCENTAGE	TEAM	DATE
<b>PCT</b>		
1. .000 (0-12)	Chattanooga	Sept. 10, 1988
2. .070 (1-15)	Duke	Oct. 30, 1971
.070 (1-15)	Auburn	Oct. 16, 1982
4. .071 (1-14)	Notre Dame	Nov. 8, 1980
.071 (1-14)	Vanderbilt	Aug. 31, 2002
.071 (1-14)	W. Carolina	Sept. 10, 2004
.071 (1-14)	Miami	Nov. 19, 2005
8. .077	five times, most recently:	
	Pittsburgh	Sept. 23, 2017

**SHORTEST SCORING DRIVE (PLAYS)**

PL	TEAM	DATE
1. 1	86 times, most recently:	
	Clemson	Oct. 17, 2020

**MOST THIRD-DOWN CONVERSIONS**

3D	TEAM	DATE
1. 15 (of 21)	Virginia	Oct. 5, 1974
2. 14 (of 17)	Notre Dame	Nov. 16, 1968
14 (of 22)	Duke	Oct. 29, 1977
14 (of 21)	Clemson	Sept. 27, 1986
14 (of 20)	NC State	Sept. 9, 1989
14 (of 20)	Arizona	Sept. 1, 1994
7. 13 (of 17)	Alabama	Sept. 11, 1982
13 (of 19)	Clemson	Oct. 6, 2012
13 (of 20)	Ga. Southern	Oct. 15, 2016
10. 12	four times	

**MOST FOURTH-DOWN CONVERSIONS**

4D	TEAM	DATE
1. 5 (of 9)	Rice	Sept. 24, 1960
2. 4 (of 5)	Alabama	Nov. 12, 1960
4 (of 5)	Duke	Oct. 31, 1964
4 (of 4)	Duke	Oct. 30, 1965
4 (of 4)	Tulane	Oct. 22, 1966
4 (of 4)	Alabama	Sept. 8, 1979
4 (of 5)	Maryland	Oct. 12, 1991
4 (of 6)	NC State	Oct. 10, 1998
4 (of 4)	Miss. State	Oct. 3, 2009

**SHORTEST SCORING DRIVE (TIME)**

TIME	TEAM	DATE
1. 0:01	Duke	Sept. 26, 2015
2. 0:03	Georgia	Nov. 28, 1992
0:03	Clemson	Oct. 28, 2000
4. 0:04	Auburn	Oct. 20, 1979
0:04	Duke	Nov. 10, 2007
0:04	Clemson	Aug. 29, 2019
7. 0:05	Mississippi	Dec. 30, 1971
0:05	Duke	Nov. 1, 1980
0:05	Chattanooga	Sept. 10, 1988
0:05	Florida State	Nov. 5, 1994
0:05	Connecticut	Sept. 17, 2005
0:05	W. Carolina	Sept. 1, 2011
0:05	Florida State	Oct. 24, 2015
0:05	Duke	Oct. 13, 2018
0:05	Miami	Oct. 19, 2019

**HIGHEST THIRD-DOWN CONVERSION**

PERCENTAGE	PCT	TEAM	DATE
	1. .888 (8-9)	Virginia	Nov. 8, 1997
	2. .824 (14-17)	Notre Dame	Nov. 16, 1968
	3. .769 (10-13)	Florida State	Oct. 10, 2009
	4. .765 (13-17)	Alabama	Sept. 11, 1982
	5. .733 (11-15)	N. Carolina	Oct. 16, 1993
	6. .727 (8-11)	Fresno State	Dec. 31, 2007
	7. .714 (15-21)	Virginia	Oct. 5, 1974
	.714 (10-14)	Clemson	Sept. 29, 1984
	9. .706 (12-17)	Georgia	Nov. 23, 1995
	10. .700	three times	

**MOST FOURTH-DOWN CONVERSION**

ATTEMPTS	ATT	TEAM	DATE
	1. 9 (5)	Rice	Sept. 24, 1960
	2. 7 (4)	Kentucky	Sept. 19, 1959
	3. 6 (3)	LSU	Oct. 12, 1957
	6 (3)	Georgia	Nov. 30, 1968
	6 (4)	NC State	Oct. 10, 1998
	6. 5	19 times	

**SHORTEST SCORING DRIVE (YARDS)**

YDS	TEAM	DATE
1. -14 (FG)	LSU	Dec. 31, 2008
2. -10 (FG)	UCF	Sept. 2, 2000
3. -8 (FG)	Georgia	Nov. 26, 1966
4. -7 (FG)	Florida	Sept. 20, 1980
5. -5 (FG)	Duke	Nov. 1, 1980
-5 (FG)	Georgia	Dec. 1, 1990
-5 (FG)	Wake Forest	Nov. 14, 1992
8. -4 (FG)	NC State	Oct. 11, 1997
-4 (FG)	Duke	Nov. 10, 2007
10. -2 (FG)	Miami	Nov. 19, 2005
-2 (FG)	Clemson	Sept. 22, 2016

**MOST TIME OF POSSESSION**

TIME	TEAM	DATE
1. 43:22	Alabama	Sept. 8, 1979
2. 41:32	North Carolina	Oct. 8, 1994
3. 41:50	The Citadel	Sept. 14, 2019
4. 40:59	Clemson	Sept. 27, 1986
5. 40:52	Georgia	Nov. 24, 1979
6. 40:25	Arizona	Sept. 1, 1994
7. 40:07	Navy	Nov. 12, 1977
8. 39:51	Georgia	Nov. 25, 1993
9. 39:10	Duke	Oct. 21, 2000
10. 39:06	North Carolina	Oct. 16, 1993
39:06	BYU	Aug. 28, 2003

**FEWEST THIRD-DOWN CONVERSIONS**

3D	TEAM	DATE
1. 0 (of 12)	Chattanooga	Sept. 10, 1988
2. 1	27 times, most recently:	
	Pittsburgh	Sept. 23, 2017

**MOST THIRD-DOWN ATTEMPTS**

ATT	TEAM	DATE
1. 22 (8)	Miami	Sept. 28, 1968
22 (14)	Duke	Oct. 29, 1977
22 (11)	Georgia	Nov. 24, 1979
22 (7)	Wake Forest	Nov. 21, 1987
22 (11)	W. Carolina	Sept. 12, 1992
22 (10)	Baylor	Nov. 6, 1993
22 (8)	Fresno State	Dec. 31, 2002
8. 21	10 times	



**RUSHING**

**MOST ATTEMPTS**

ATT	PLAYER	TEAM	DATE
1.	41	Robert Baldwin	Duke 9/24/94
2.	40	Phil Asack	Duke 11/2/68
3.	39	Joe Gattuso	Navy 11/12/77
39	Vagas Ferguson	Notre Dame 10/6/79	
39	Thomas Jones	Virginia 11/6/99	
39	Morgan Kane	Wake Forest 11/20/99	
39	Verron Haynes	Georgia 11/24/01	
8.	38	Steve Jones	Duke 11/4/72
38	Eddie Meyers	Navy 11/14/81	
10.	37	Rodney Davis	Fresno State 12/31/02

**MOST RUSHING YARDS**

YDS	PLAYER	TEAM	DATE
1.	255	Vagas Ferguson	Notre Dame 11/18/78
2.	247	Vincent Davis	Pitt 12/10/20
3.	242	Bo Jackson	Auburn 10/19/85
4.	234	Randy Cuthbert	Duke 10/28/89
5.	233	C.J. Spiller	Clemson 12/5/09
6.	225	Herschel Walker	Georgia 12/5/81
7.	224	Morgan Kane	Wake Forest 11/20/99
224	Ibrahim Mohamed	Minnesota 12/26/18	
9.	218	Chris Douglas	Duke 11/8/03
10.	217	Benny Cunningham	Middle Tennessee 9/29/12

**MOST RUSHING YARDS / TWO PLAYERS COMBINED**

YDS	PLAYERS	TEAM	DATE
1.	349	Ealey/King	Georgia 11/28/09
2.	332	Davis/Spiller	Clemson 10/21/06
3.	307	Jackson/Fullwood	Auburn 10/19/85
4.	299	Jones/Womack	Virginia 10/17/98
5.	296	Spiller/Ellington	Clemson 12/5/09
6.	282	Ferguson/Stone	Notre Dame 11/18/78
7.	281	Cuthbert/Boone	Duke 10/28/89
8.	279	Ferguson/Pallas	Notre Dame 11/18/78
9.	278	Ferguson/Buchanan	Notre Dame 11/18/78
10.	277	Jackson/Washington	Auburn 10/19/85

**MOST RUSHING TOUCHDOWNS**

TD	PLAYER	TEAM	DATE
1.	5	Benny Cunningham	Middle Tennessee 9/29/12
2.	4	Herschel Walker	Georgia 12/5/81
4	Tiki Barber	Virginia 9/16/95	
4	C.J. Spiller	Clemson 12/5/09	
4	John Kelly	Tennessee 9/4/17	
6.	3	25 times, most recently: Travis Etienne	Clemson 8/29/19

**PASSING**

**MOST ATTEMPTS**

ATT	PLAYER	TEAM	DATE
1.	65	Rusty LaRue	Wake Forest 11/4/95
2.	62	Cory Phillips	Georgia 11/25/00
3.	61	David Watford	Virginia 10/26/13
4.	58	Matt Schaub	Virginia 10/26/02
5.	56	Willie Perkins	Western Carolina 10/12/85
6.	55	Quincy Carter	Georgia 11/27/99
7.	53	Sean Glennon	Virginia Tech 9/30/06
53	Daniel Evans	NC State 11/4/06	
9.	52	Stephen Morris	Miami 9/22/12
10.	51	Scott Milanovich	Maryland 9/28/95
51	Danny Kanell	Florida State 10/21/95	
51	Sam Howell	North Carolina 10/5/19	

**MOST COMPLETIONS**

CMP	PLAYER	TEAM	DATE
1.	43	David Watford	Virginia 10/26/13
2.	41	Danny Kanell	Florida State 10/21/95
41	Rusty LaRue	Wake Forest 11/4/95	
41	Matt Schaub	Virginia 10/26/02	
5.	36	Cory Phillips	Georgia 11/25/00
6.	33	Sam Howell	North Carolina 10/5/19
7.	32	Scott Milanovich	Maryland 9/28/95
32	Bryson Spinner	Virginia 11/10/01	
32	Deshawn Watson	Clemson 9/22/16	
32	Jerod Evans	Virginia Tech 11/12/15	

**MOST PASSING TOUCHDOWNS**

TD	PLAYER	TEAM	DATE
1.	6	Steve Slayden	Duke 10/31/87
2.	5	Tony Sacca	Penn State 8/28/91
5	Bryson Spinner	Virginia 11/10/01	
5	Christian Ponder	Florida State 10/10/09	
5	Trevor Lawrence	Clemson 10/17/20	
6.	4	Mark Maye	North Carolina 9/19/87
4	Charlie Ward	Florida State 10/2/93	
4	Scott Milanovich	Maryland 10/22/94	
4	Danny Kanell	Florida State 10/21/95	
4	Aaron Brooks	Virginia 11/8/97	
4	David Green	Duke 11/15/97	
4	Mike Bobo	Georgia 11/29/97	
4	Brett Ratliff	Utah 12/29/05	
4	Sean Renfree	Duke 11/19/11	
4	Tajh Boyd	Clemson 11/14/13	
4	Trevor Lawrence	Clemson 9/22/18	
4	Jake Fromm	Georgia 11/24/18	
4	Sam Howell	North Carolina 10/5/19	
4	Jake Fromm	Georgia 11/30/19	
4	Dillon Gabriel	UCF 9/19/20	

**HIGHEST COMPLETION PERCENTAGE**

PCT	PLAYER	TEAM	DATE
1.	.900 (9-10)	Don Altman	Duke 10/29/60
2.	.824 (14-17)	Aaron Murray	Georgia 11/24/12
3.	.818 (9-11)	Steadman Shealy	Alabama 9/8/79
.818 (27-33)	Ben Bennett	Duke 10/29/83	
.818 (9-11)	James Jackson	Georgia 11/28/87	
6.	.813 (13-16)	Mike Bobo	Georgia 11/25/94
7.	.803 (41-51)	Danny Kanell	Florida State 10/21/95
8.	.800 (20-25)	Jacory Harris	Miami 9/17/09
9.	.789 (15-19)	Tim Esposito	NC State 10/6/84
.789 (15-19)	Aaron Murray	Georgia 11/27/10	

**MOST INTERCEPTIONS THROWN**

INT	PLAYER	TEAM	DATE
1.	5	Tom Schultze	VMI 11/10/73
2.	4	Leo Hart	Duke 11/1/69
4	Bruce Gadd	Rice 9/30/72	
4	Buddy Gilbert	Tulane 10/25/75	
4	Tim Couch	Chattanooga 11/9/85	
4	Steve Slayden	Duke 11/1/86	
4	Todd Ellis	South Carolina 10/15/88	
4	John Kaleo	Maryland 10/10/92	
4	Brandon Cox	Auburn 9/3/05	
4	Dwight Dasher	Middle Tennessee 10/16/10	

**MOST YARDS PASSING**

	YDS	PLAYER	TEAM	DATE
1.	501	Rusty LaRue	Wake Forest	11/4/95
2.	443	Chris Weinke	Florida State	9/9/00
3.	436	Stephen Morris	Miami	9/22/12
4.	435	Matt Ryan	Boston College	9/15/07
5.	417	Dillon Gabriel	UCF	9/19/20
6.	415	Mike Bobo	Georgia	11/29/97
7.	413	Cory Phillips	Georgia	11/25/00
8.	407	Matthew Stafford	Georgia	11/29/08
9.	406	Mark Maye	North Carolina	9/19/87
10.	404	Trevor Lawrence	Clemson	10/17/20

**MOST RECEIVING TOUCHDOWNS**

	TD	PLAYER	TEAM	DATE
1.	4	Corey Thomas	Duke	11/15/97
	4	Travis Latendresse	Utah	12/29/05
3.	3	Randy Marriott	North Carolina	9/19/87
	3	Clarkston Hines	Duke	10/31/87
	3	Koren Robinson	NC State (OT)	9/21/00
	3	Guilian Gary	Maryland	11/18/00
	3	Mohamed Massaquoi	Georgia	11/29/08
8.	2	60 times, most recently: C.J. Lewis	Boston College	10/24/20

**RECEIVING**

**MOST RECEPTIONS**

	REC	PLAYER	TEAM	DATE
1.	16	Corey Thomas	Duke	11/15/97
	16	Travis Latendresse	vs. Utah	12/9/05
3.	13	Mark Militello	Duke	10/29/83
	13	Jermaine Lewis	Maryland	9/28/95
	13	Darius Jennings	Virginia	10/26/13
6.	12	Roger Boone	Duke	10/31/87
	12	Shawn Foreman	West Virginia	12/29/97
	12	Randy McMichael	Georgia	11/25/00
9.	11	eight times		

**TOTAL OFFENSE/SCORING**

**MOST YARDS**

	YDS	PLAYERS	TEAM	DATE
1.	514	Rusty LaRue	Wake Forest	11/4/95
2.	460	Tajh Boyd	Clemson	10/6/12
3.	447	Dillon Gabriel	UCF	9/19/20
4.	446	Stephen Morris	Miami (OT)	9/22/12
5.	441	Chris Weinke	Florida State	9/9/00
6.	426	Matt Ryan	Boston College	9/15/07
7.	421	Mike Bobo	Georgia	11/29/97
8.	418	Woodrow Dantzler	Clemson (OT)	9/29/01
9.	412	Steve Slayden	Duke	10/31/87
10.	410	Trevor Lawrence	Clemson	10/17/20

**MOST YARDS RECEIVING**

	YDS	PLAYER	TEAM	DATE
1.	276	Corey Thomas	Duke	11/15/97
2.	247	Randy Marriott	North Carolina	9/19/87
3.	234	Herman Moore	Virginia	11/3/90
4.	214	Travis Latendresse	vs. Utah	12/29/05
5.	204	Cormac Carney	Air Force	11/11/78
6.	189	Jermaine Lewis	Maryland	9/28/95
7.	184	Phillip Dorsett	Miami (OT)	9/22/12
8.	180	Mohamed Massaquoi	Georgia	11/29/08
9.	176	Todd Dixon	Wake Forest	11/17/90
	176	Martavis Bryant	Clemson	11/14/13

**MOST TOUCHDOWNS SCORED**

	TD	PLAYERS	TEAM	DATE
1.	5	Benny Cunningham	Middle Tennessee	9/29/12
	5	Trevor Lawrence	Clemson	10/17/20
3.	4	Herschel Walker	Georgia	12/5/81
	4	Tiki Barber	Virginia	9/16/95
	4	Corey Thomas	Duke	11/15/97
	4	Travis Latendresse	Utah	12/29/05
	4	C.J. Spiller	Clemson	12/5/09
	4	Mike James	Miami (OT)	9/22/12
	4	Jamaal Williams	BYU	10/27/12
	4	Todd Gurley	Georgia (OT)	11/30/13
	4	John Kelly	Tennessee (2OT)	9/4/17
	4	Trevor Lawrence	Clemson	9/22/18
	4	Jake Fromm	Georgia	11/24/18
	4	Sam Howell	North Carolina	10/5/19
	4	Jake Fromm	Georgia	11/30/19
	4	Dillon Gabriel	UCF	9/19/20
	4	Malik Cunningham	Louisville	10/9/20
18.	3	35 times, most recently: Hendon Hooker	Virgina Tech	11/16/19

**MOST RECEPTIONS, TWO PLAYERS COMBINED**

	REC	PLAYERS	TEAM	DATE
1.	24	Thomas/Epperson	Duke	11/15/97
	24	Thomas/Montgomery	Duke	11/15/97
	24	Latendresse/Hernandez	Utah	12/29/05
4.	23	McMichael /Gary	Georgia	11/25/00
	23	Jennings/Tim Smith	Virginia	10/26/13
6.	20	Thomas/Wilks	Duke	11/15/97
	20	Deese/Chalmers	Wake Forest	11/21/98
	20	Hill/Buchannon	Samford	9/4/04
	20	Jennings/Shepherd	Virginia	10/26/13
10.	19	two times		

**PUNTING**

**HIGHEST PUNT AVERAGE**

MINIMUM TWO ATTEMPTS

	AVG	PLAYERS	TEAM	DATE
1.	60.5	Jimmy Colquitt	Tennessee	10/27/84
2.	57.6	Bobby Gordon	Tennessee	11/10/56
3.	56.4	Ryan Plackemeier	Wake Forest	11/5/05
4.	54.8	Larry Swider	Pittsburgh	9/18/76
5.	54.0	Riley Stephenson	BYU	10/27/12
6.	53.7	Tommy Lunceford	Auburn	10/16/65
7.	52.5	Will Monday	Duke	11/17/12
	52.5	Rod Stewart	Duke	10/30/65
9.	52.0	Whit Canole	Tennessee	11/5/60
10.	51.7	Tommy Hibbard	North Carolina	11/10/12

**MOST YARDS RECEIVING, TWO PLAYERS COMBINED**

	YDS	PLAYERS	TEAM	DATE
1.	355	Thomas/Montgomery	Duke	11/15/97
2.	342	Thomas/Epperson	Duke	11/15/97
3.	337	Marriott/Lewis	North Carolina	9/19/87
4.	306	Thomas/Hodrick	Duke	11/15/97
5.	297	Nowell/Carmichael	Western Carolina	10/12/85
6.	296	Thomas/Wilks	Duke	11/15/97
7.	291	Thomas/Deorio	Duke	11/15/97
	291	Dorsett/Davon Johnson	Miami (OT)	9/22/12
9.	289	Latendresse/Hernandez	Utah	12/29/05
10.	282	McMichael/Gary	Georgia	11/25/00

**KICKING**
**MOST FIELD GOALS**

FGM	PLAYERS	TEAM	DATE
1. 6	Billy Bennett	Georgia	11/24/01
2. 5	Connor Hughes	Virginia	11/22/03
3. 4	Steve Fehr	Navy	11/15/80
4	Wilson Hoyle	Wake Forest	11/21/87
4	Brian Lowe	Boston College	11/25/89
4	Chris Gardocki	Clemson	10/13/90
4	Phillip Shirley	Western Carolina	9/12/92
4	Marc Primanti	NC State	11/11/95
4	Matthew Burdick	Wake Forest	11/20/99
4	Connor Barth	North Carolina	11/17/07
4	Michael Badgley	Miami	10/21/17
4	Alex Kessman	Pitt	12/10/20

**MOST FIELD ATTEMPTS**

FGA	PLAYERS	TEAM	DATE
1. 6	Rex Robinson	Georgia	11/24/79
6	Chris Gardocki	Clemson	10/13/90
6	Steve Videtich	NC State	10/3/92
6	Billy Bennett	Georgia	11/24/01
5. 5	Brian Lowe	Boston College	11/25/89
5	Mike Green	Wake Forest	11/14/92
5	Connor Hughes	Virginia	11/22/03
5	John Deraney	NC State	11/4/06
5	M. Buchholz	Clemson	9/29/07
5	Connor Barth	North Carolina	11/17/07

**DEFENSE**
**MOST INTERCEPTIONS**

INT	PLAYERS	TEAM	DATE
1. 4	A.J. Greene	Wake Forest	11/21/87
2. 3	Artimus Parker	USC	9/22/73
3	Dre' Bly	North Carolina	9/21/96
3	Aundray Bruce	Auburn	10/17/87
3	Jeff Hipp	Georgia	11/24/79
6. 2	45 times		

**LONGEST PLAYS**
**LONGEST TOUCHDOWN**

YDS	PLAYER	TEAM	DATE
100 (ir)	Mel Baxley	South Carolina	9/15/73
100 (kr)	Tavon Mason	Virginia	11/10/01
100 (kr)	Josh Wilson	Maryland	10/7/06
100 (kr)	DeVon Edwards	Duke	9/26/15
99 (kr)	Bill Mathis	Clemson	10/3/59
99 (ir)	Preston Anderson	Rice	9/30/72
99 (fr)	Damian Swann	Georgia	11/29/14
98 (kr)	Terrance Horne	South Florida	9/8/18
97 (kr)	Terrance Horne	South Florida	9/8/18
96 (p)	Howard (Kiel)	Notre Dame	11/7/81
96 (kr)	Jerod Washington	Virginia	9/19/92
96 (kr)	Marcus Wall	North Carolina	10/14/95
95 (kr)	Joe Henderson	Clemson	9/26/87
95 (kr)	Kory Bailey	North Carolina	9/26/98
95 (kr)	Darrell Blackman	NC State	11/4/06

**LONGEST RUSH**

YDS	PLAYER	TEAM	DATE
91 (t)	C.J. Prorise	Notre Dame	9/19/15
90 (t)	Travis Etienne	Clemson	8/29/19
83 (t)	Joel Arrington	Duke	10/31/59
80 (t)	Jay Washington	Clemson	9/29/73
79 (t)	Barry Word	Virginia	9/21/85
78 (t)	Glynn Harrison	Georgia	11/27/75
77	Stanley Morgan	Tennessee	10/9/76
77 (t)	Derric Hamilton	Clemson	9/14/02
77 (t)	C.J. Brown	Maryland	10/8/11
76 (t)	Richard Williams	Memphis	9/27/80
76 (t)	Bo Jackson	Auburn	10/19/85
76 (t)	Quinton Lee	Boston College	10/4/97

**LONGEST PASS**

YDS	RECEIVER (QB)	TEAM	DATE
96 (t)	Howard (Kiel)	Notre Dame	11/7/81
93 (t)	Mariotti (Maye)	North Carolina	9/19/87
87 (t)	Mitchell (Baker)	North Carolina	9/10/05
85 (t)	Bresler (Sullivan)	Auburn	10/17/70
83 (t)	Rogers (Lawrence)	Clemson	10/17/20
80 (t)	Brantley (Jordan)	Clemson	9/27/75
80 (t)	Scott (Buck Belue)	Georgia	12/5/81
80 (t)	Bonner (J.J. Joe)	Baylor	11/7/92
80 (t)	Royal (Randall)	Virginia Tech	10/28/04
80 (t)	Clark (Davis)	NC State	10/6/05
79 (t)	Clark (Penn)	UCF	9/2/00
79 (t)	Hankerson (Morris)	Miami	11/13/10

**LONGEST PUNT**

YDS	PLAYER	TEAM	DATE
83	Scott McAlister	North Carolina	10/21/89
81	Ken Cooper	Georgia	12/1/56
78	Will Brice	Virginia	10/15/94
77	Larry Swider	Pittsburgh	9/18/76
74	Spence Fischer	Duke	9/24/94
73	Bobby Walden	Georgia	11/28/59
73	Ricky Brummitt	Duke	9/9/78
73	Malcolm Simmons	Alabama	9/12/81
72	Bobby Gordon	Tennessee	11/10/56
72	Kevin Ferguson	Virginia	10/13/84
72	Will Monday	Duke	9/14/13

**LONGEST PUNT RETURN**

YDS	PLAYER	TEAM	DATE
88 (t)	Brian Mance	Clemson	10/8/00
80 (t)	Quadree Henderson	Pittsburgh	9/23/17
79 (t)	Michael Lettieri	Navy	11/9/68
79	Derrick Hamilton	Clemson	9/14/02
78 (t)	Donnell Woolford	Clemson	9/26/87
77 (t)	Lou Harris	South Carolina	9/11/71
75 (t)	Tony Stawarz	Miami	9/26/70
74 (t)	Bill Simpson	Michigan State	9/23/72
72 (t)	Scott Woerner	Georgia	12/2/78
72 (t)	Fred Lane	Georgia	12/1/84



**LONGEST KICKOFF RETURN**

YDS	PLAYER	TEAM	DATE
100 (t)	Tavon Mason	Virginia	11/10/01
100 (t)	Josh Wilson	Maryland	10/7/06
100 (t)	DeVon Edwards	Duke	9/26/15
99 (t)	Bill Mathis	Clemson	10/3/59
98 (t)	Jerry Stovall	LSU	10/6/62
98 (t)	Terrance Horne	South Florida	9/8/18
97 (t)	Terrance Horne	South Florida	9/8/18
96 (t)	Jerrod Washington	Virginia	9/19/92
96 (t)	Marcus Wall	North Carolina	10/14/95
95 (t)	Joe Henderson	Clemson	9/26/87
95 (t)	Kory Bailey	North Carolina	9/26/98
95 (t)	Darell Blackman	NC State	11/4/06

**LONGEST INTERCEPTION RETURN**

YDS	PLAYER	TEAM	DATE
100 (t)	Mel Baxley	South Carolina	9/15/73
99 (t)	Preston Anderson	Rice	9/30/72
82 (t)	Stanford Samuels	Florida State	11/9/02
79 (t)	Anthony Washington	California	9/16/78
77 (t)	Randy Neal	Virginia	10/15/94
70 (t)	Clarence Ellis	Notre Dame	11/15/69
69 (t)	Doug Archibald	Tennessee	11/7/64
68 (t)	Doug Brewster	Clemson	9/24/88
64 (t)	Jesse Campbell	NC State	10/1/88
64 (t)	Roland Minor	Virginia Tech	10/28/04

**LONGEST FIELD GOAL MADE**

YDS	PLAYER	TEAM	DATE
60	Fuad Reveiz	Tennessee	10/23/82
57	Rex Robinson	Georgia	11/29/80
57	Kevin Butler	Georgia	12/1/84
57	Michael Badgley	Miami	11/21/15
56	Chris Blewitt	Pittsburgh	10/17/15
55	Alan Duncan	Tennessee	10/11/80
55	Fuad Reveiz	Tennessee	10/26/85
55	Alex Kessman	Pittsburgh	9/23/17
53	Brian Clark	Florida	9/19/81
53	Colt David	LSU	12/31/08
53	Richard Jackson	Clemson	9/10/09

**LONGEST FIELD GOAL ATTEMPT**

YDS	PLAYER	TEAM	DATE
63	Connor Barth	North Carolina	11/17/07
62	Don Barfield	Clemson	10/1/66
60	Marvin Roberts	Michigan State	9/23/72
60	# Fuad Reveiz	Tennessee	10/23/82
60	Chris Gardocki	Clemson	10/13/90
58	Pete Rajacki	Georgia	11/28/70
58	Rex Robinson	Georgia	11/26/77
57	five times, most recently: # Michael Badgley	Miami	11/21/15

# – made FG

**SCORING**
**MOST POINTS SCORED**
**GAME**

 118 (68-50) – at North Carolina  
 (Nov. 10, 2012)

**ACC**

 118 (68-50) – at North Carolina  
 (Nov. 10, 2012)

**HISTORIC**

 222 (222-0) – vs. Cumberland  
 (Oct. 7, 1916)

**HALF**

 63 (1st) – vs. Florida State (Oct. 10, 2009)  
 vs. Western Carolina (Sept. 1, 2011)

**ACC**

 63 (1st) – vs. Florida State  
 (Oct. 10, 2009)

**QUARTER**

45 (4th) – vs. NC State (Oct. 1, 2011)

**ACC**

 45 (4th) – vs. NC State  
 (Oct. 1, 2011)

**MOST TOUCHDOWNS**
**GAME**

16 – at North Carolina (Nov. 10, 2012)

**ACC**

 16 – at North Carolina  
 (Nov. 10, 2012)

**HALF**

 9 (1st) – vs. Florida State (Oct. 10, 2009)  
 vs. Western Carolina (Sept. 1, 2011)

**ACC**

 9 (1st) – vs. Florida State  
 (Oct. 10, 2009)

**QUARTER**

7 (4th) – vs. Virginia (Nov. 10, 2001)

**ACC**

7 (4th) – vs. Virginia (Nov. 10, 2001)

**FEWEST TOUCHDOWNS**
**GAME**

 0 – 10 times, most recently:  
 vs. Wake Forest (Dec. 2, 2006)

**ACC**

0 – vs. Wake Forest (Dec. 2, 2006)

**MOST FIELD GOALS**
**GAME**

 7 – vs. Western Carolina (Sept. 12, 1992)  
 vs. Georgia (Nov. 24, 2001)

**ACC**

 6 – five times, most recently:  
 vs. Virginia (Nov. 17, 2018)

**MOST FIELD GOALS ATTEMPTED**
**GAME**

10 – vs. NC State (Oct. 3, 1992)

**ACC**

10 – vs. NC State (Oct. 3, 1992)

**MOST FIELD GOALS MISSED**
**GAME**

 5 – six times, most recently:  
 vs. NC State (Oct. 20, 2001)

**ACC**

 5 – vs. NC State (Oct. 3, 1992),  
 vs. Maryland (Oct. 31, 1998),  
 vs. NC State (Oct. 20, 2001)

**RUSHING**
**MOST YARDS**
**GAME**

755 – vs. Kansas (Sept. 17, 2011)

**ACC**

663 – at Pittsburgh (Oct. 25, 2014)

**FEWEST YARDS**
**GAME**

58 – vs. Georgia (Nov. 27, 2004)

**ACC**

81 – vs. NC State (Oct. 4, 2003)

**MOST ATTEMPTS**
**GAME**

125 – vs. Auburn (Oct. 18, 1975)

**ACC**

 109 – vs. Wake Forest  
 (Nov. 13, 1982)  
 vs. Virginia (Oct. 13, 1984)

**FEWEST ATTEMPTS**
**GAME**

51 – vs. Samford (Sept. 9, 2006)

**ACC**

 58 – vs. Wake Forest (Nov. 4, 1995)  
 vs. Virginia (Nov. 10, 2001)

**PASSING**
**MOST YARDS**
**GAME**

813 – vs. Virginia (Nov. 10, 2001)

**ACC**

813 – vs. Virginia (Nov. 10, 2001)

**FEWEST YARDS**
**GAME**

6 – vs. Georgia (Nov. 30, 1974)

**ACC**

146 – vs. Maryland (Nov. 3, 2012)

**MOST COMPLETIONS**
**GAME**

71 – vs. Virginia (Nov. 10, 2001)

**ACC**

71 – vs. Virginia (Nov. 10, 2001)

**FEWEST COMPLETIONS**
**GAME**

1 – vs. Georgia (Nov. 30, 1974)

**ACC**

 11 – three times, most recently:  
 vs. Maryland (2012)

**MOST ATTEMPTS**
**GAME**

 101 – vs. Virginia (Nov. 10, 2001)  
 vs. Virginia (Oct. 26, 2002)

**ACC**

 101 – vs. Virginia (Nov. 10, 2001)  
 vs. Virginia (Oct. 26, 2002)

**FEWEST ATTEMPTS**
**GAME**

 8 – vs. Auburn (Oct. 17, 1959)  
 vs. Georgia (Nov. 30, 1974)  
 vs. Georgia (Nov. 27, 1976)

**ACC**

 21 – vs. Virginia Tech  
 (Oct. 17, 2009)

**MOST INTERCEPTIONS**
**GAME**

9 – vs. Rice (Sept. 30, 1972)

**ACC**

7 – vs. Wake Forest (Nov. 21, 1987)

**TOTAL OFFENSE**
**MOST YARDS**
**GAME**

1,190 – at North Carolina (Oct. 18, 2014)

**ACC**

 1,190 – at North Carolina  
 (Oct. 18, 2014)

**FEWEST YARDS**
**GAME**

169 – vs. Florida (Sept. 14, 1963)

**ACC**

410 – vs. Maryland (Oct. 9, 2004)

**MOST PLAYS**
**GAME**

180 – vs. Georgia (Nov. 27, 1999)

**ACC**

169 – vs. Duke (Oct. 31, 1987)

**FEWEST PLAYS**
**GAME**

94 – vs. Kentucky (Sept. 20, 1958)

**ACC**

113 – vs. Virginia (Sept. 21, 2006)

**MOST FIRST DOWNS**
**GAME**

 64 (27-37) – vs. Wake Forest  
 (Nov. 21, 1998)

**ACC**

 64 (27-37) – vs. Wake Forest  
 (Nov. 21, 1998)

**FEWEST FIRST DOWNS**
**GAME**

15 (8-7) – vs. Florida (Sept. 14, 1963)

15 (4-11) – vs. Vanderbilt (Sept. 18, 1965)

**ACC**

 21 (6-15) – vs. Virginia Tech  
 (Sept. 24, 2005)

**TURNOVERS****MOST TURNOVERS****GAME**

13 – five times, most recently:  
vs. Duke (1976)

**ACC**

10 – vs. NC State (Sept. 9, 1989)  
vs. Wake Forest (Nov. 17, 1990)

**FEWEST TURNOVERS****GAME**

0 – 12 times, most recently:  
at NC State (Dec. 5, 2020)

**ACC**

0 – seven times, most recently:  
at NC State (Dec. 5, 2020)

**MOST FUMBLES****GAME**

12 – vs. Tennessee (Oct. 12, 1968)  
vs. Penn State (Aug. 28, 1991)

**ACC**

11 – vs. Miami (Nov. 21, 2015)

**MOST FUMBLES LOST****GAME**

11 – vs. Tennessee (Oct. 12, 1968)

**ACC**

6 – vs. Maryland (Oct. 7, 1989)  
vs. NC State (Sept. 8, 1990)  
vs. Duke (Nov. 28, 2020)

**PENALTIES****MOST PENALTIES****GAME**

34 – vs. Florida State (Sept. 9, 2000)

**ACC**

34 – vs. Florida State  
(Sept. 9, 2000)

**FEWEST PENALTIES****GAME**

2 – seven times, most recently:  
vs. Wake Forest (Nov. 16, 1985)

**ACC**

2 – vs. Virginia (Oct. 13, 1984),  
vs. Wake Forest (Nov. 16, 1985)

**MOST PENALTY YARDS****GAME**

254 – vs. Florida State (Sept. 9, 2000)

**ACC**

254 – vs. Florida State  
(Sept. 9, 2000)



**YEAR-BY-YEAR OFFENSIVE AVERAGES (SINCE 1948)**

YEAR	G	TOTAL OFFENSE				RUSHING				PASSING				SCORING						
		YDS	YPG	TD	ATT	YDS	YPG	TD	CMP	ATT	INT	PCT	YDS	YPG	TD	FD	FG-A	PTS	PPG	
1948	GT	10	3549	354.9	34	452	1803.2	20	112	206	17	5.44	1746	174.6	14	157	na	226	22.6	
	OPP	10	1513	151.3	10	374	749	74.9	9	62	150	12	4.13	764	76.4	1	86	na	69	6.9
1949	GT	10	3001	300.1	28	457	1998	199.8	20	67	156	18	4.29	1003	100.3	6	153	1-2	197	19.7
	OPP	10	2263	226.3	19	477	1455	145.5	14	65	146	17	4.45	808	80.8	5	114	0-1	129	12.9
1950	GT	11	2532	230.2	27	437	1365	124.0	14	90	187	18	4.82	1167	106.1	10	132	1-1	182	16.5
	OPP	11	3204	291.3	28	490	1806	164.2	19	105	216	20	4.89	1398	127.1	9	163	0-1	193	17.5
1951*	GT	12	3701	308.4	42	557	2067	172.3	26	110	213	17	5.16	1634	136.1	14	162	2-3	295	24.6
	OPP	12	2489	207.4	13	537	1370	114.2	10	110	249	24	4.42	1119	93.3	3	146	0-0	90	7.5
1952*	GT	12	4098	341.5	44	680	2847	237.3	30	99	207	19	4.78	1251	104.3	11	220	6-na	325	27.1
	OPP	12	2182	181.8	8	527	1312	109.3	8	82	214	26	3.83	880	73.3	0	122	1-na	59	4.9
1953*	GT	12	3740	311.7	41	554	2209	184.1	23	107	223	11	4.80	1531	127.6	17	207	3-na	288	24.0
	OPP	12	2685	223.8	16	556	1858	154.8	15	75	174	22	4.31	827	68.9	1	153	1-na	111	9.3
1954	GT	10	2728	272.8	25	408	1821	182.1	16	72	151	11	4.77	907	90.7	8	147	1-na	175	17.5
	OPP	10	2465	246.5	13	537	1878	187.8	10	51	118	15	4.32	587	58.7	3	142	1-na	91	9.1
1955	GT	10	2672	267.2	27	509	1998	199.8	16	51	104	9	4.91	674	67.4	6	147	0-na	182	18.2
	OPP	10	1999	199.9	6	406	1341	134.1	5	49	110	15	4.45	685	68.5	1	98	1-na	46	4.6
1956	GT	10	2875	287.5	33	525	2249	224.9	22	51	107	5	4.77	626	62.6	9	160	0-na	227	22.7
	OPP	10	2003	200.3	5	405	1284	128.4	4	53	132	17	4.02	719	71.9	1	107	0-na	75	7.5
1957	GT	10	1963	196.3	11	446	1411	141.1	6	59	118	9	5.00	522	52.2	4	120	1-na	33	3.3
	OPP	10	1778	177.8	10	473	1444	144.4	9	31	73	7	4.25	334	33.4	1	107	1-na	71	7.1
1958	GT	10	2124	212.4	12	448	1473	147.3	10	65	143	11	4.55	651	65.1	1	114	4-0	93	9.3
	OPP	10	2018	201.8	12	423	1447	144.7	9	55	129	12	4.26	571	57.1	3	100	3-5	91	9.1
1959	GT	10	2023	202.3	18	427	1446	144.6	11	44	96	5	4.58	577	57.7	7	109	2-5	129	12.9
	OPP	10	2163	216.3	15	432	1135	113.5	7	75	147	9	5.14	1028	102.8	7	110	3-4	107	10.7
1960	GT	10	1999	199.9	14	391	1360	136.0	9	51	118	15	4.32	639	63.9	3	114	8-14	118	11.8
	OPP	10	2506	250.6	13	456	1472	147.2	7	94	164	12	5.73	1034	103.4	6	148	3-7	97	9.7
1961	GT	10	2305	230.5	22	481	1484	148.4	19	69	142	12	4.86	821	82.1	3	151	4-6	162	16.2
	OPP	10	1785	178.5	6	365	949	94.9	3	78	166	11	4.70	836	83.6	3	107	3-5	50	5.0
1962	GT	10	2799	279.9	27	453	1750	175.0	18	88	171	9	5.15	1049	104.9	7	155	5-10	201	20.1
	OPP	10	2160	216.0	11	374	1024	102.4	6	95	201	16	4.73	1136	113.6	4	114	4-6	83	8.3
1963	GT	10	2590	259.0	20	454	1524	152.4	11	81	162	7	5.00	1066	106.6	10	151	12-17	173	17.3
	OPP	10	2080	208.0	11	416	1337	133.7	9	60	152	9	3.95	743	74.3	2	115	4-5	89	8.9
1964	GT	10	2151	215.1	16	446	1294	129.4	9	65	132	12	4.92	857	85.7	6	127	3-8	121	12.1
	OPP	10	2317	231.7	10	373	1002	100.2	6	108	232	13	4.66	1315	131.5	3	128	3-8	79	7.9
1965	GT	10	2848	284.8	29	406	1428	142.8	12	122	214	8	5.70	1420	142.0	12	173	7-15	222	22.0
	OPP	10	3341	334.1	19	467	1664	166.4	11	138	263	17	5.25	1677	167.7	8	187	6-13	150	15.0
1966	GT	10	2950	295.0	33	481	1818	181.8	21	98	204	15	4.80	1132	113.2	5	178	6-13	248	24.8
	OPP	10	2066	206.6	9	400	1081	108.1	4	79	202	16	3.91	985	98.5	4	110	7-11	81	8.1
1967	GT	10	2628	262.8	16	453	1271	127.1	10	116	269	13	4.31	1357	135.7	6	145	7-10	129	12.9
	OPP	10	3155	315.5	28	494	1927	192.7	18	88	192	11	4.58	1228	122.8	10	159	4-10	205	20.5
1968	GT	10	3005	300.5	21	362	629	62.9	8	192	352	17	5.45	2376	237.6	13	165	3-7	158	15.8
	OPP	10	3685	368.5	36	584	2339	233.9	24	105	227	9	4.62	1346	134.6	6	215	5-13	263	26.3
1969	GT	10	2428	242.8	18	483	1363	136.3	8	94	200	20	4.70	1065	106.5	7	136	6-15	144	14.4
	OPP	10	3301	330.1	25	476	1488	148.8	12	133	289	28	4.60	1813	181.3	12	185	3-13	183	18.3
1970	GT	11	3389	308.1	29	547	1882	171.1	13	144	278	23	5.18	1507	137.0	13	196	5-9	216	19.6
	OPP	11	3260	296.4	21	424	1226	111.5	10	131	298	23	4.40	2034	184.9	9	155	4-14	156	14.2
1971	GT	11	2953	268.5	23	537	1695	154.1	13	133	250	14	5.32	1258	114.4	8	171	189	17.2	
	OPP	11	2790	253.6	6	477	1299	118.1	11	114	240	14	4.75	1491	135.5	7	167	166	15.1	
1972	GT	11	3608	328.0	33	499	1597	145.2	13	144	277	20	5.20	2011	182.8	16	186	7-22	253	23.0
	OPP	11	3409	309.2	23	568	2045	185.9	13	108	224	21	4.82	1364	124.0	7	190	12-24	196	17.8
1973	GT	11	3412	310.2	22	532	1720	156.4	16	137	257	14	5.33	1692	153.8	6	199	14-26	192	17.5
	OPP	11	3760	341.8	27	538	2447	222.5	13	103	198	13	5.20	1313	119.7	12	221	8-15	211	19.2
1974	GT	11	3694	335.8	31	650	3162	287.5	27	45	86	5	5.23	532	48.4	3	202	7-15	238	21.6
	OPP	11	3514	319.5	29	582	2570	233.6	22	69	147	11	4.69	944	85.8	6	208	3-13	212	19.3
1975	GT	11	4084	371.3	37	692	3627	329.7	32	24	46	4	5.22	457	41.5	5	203	7-15	270	24.5
	OPP	11	3887	353.4	25	494	1947	177.0	15	141	267	13	5.28	1940	176.8	8	202	10-16	200	18.2
1976	GT	11	3391	308.3	29	612	2690	244.5	26	45	103	11	4.36	701	63.7	3	174	6-11	221	20.1
	OPP	11	4022	365.3	33	609	2279	207.1	21	118	214	14	5.41	1743	158.4	12	221	12-20	267	24.3
1977	GT	11	3500	318.2	27	630	3156	286.2	23	23	64	7	3.44	344	31.3	4	164	224	20.4	
	OPP	11	3664	333.1	1	594	2151	195.5	19	104	235	14	4.43	1513	137.5	10	209	221	20.1	
1978	GT	11	4070	370.0	32	484	2290	208.2	16	114	234	11	4.87	1780	161.8	10	189	9-13	249	22.6
	OPP	11	3970	360.9	25	569	2285	207.7	14	117	225	14	5.20	1685						



## YEAR-BY-YEAR OFFENSIVE AVERAGES (SINCE 1948)

YEAR	G	TOTAL OFFENSE			RUSHING			PASSING				SCORING								
		YDS	YPG	TD	ATT	YDS	YPG	TD	CMP	ATT	INT	PCT	YDS	YPG	TD	FD	F-G	PTS	PPG	
1985	GT	11	3753	341.2	28	580	2169	197.2	14	113	197	9	574	1584	144.0	12	194	13-22	235	21.4
	OPP	11	3433	312.1	12	434	1793	163.0	7	156	317	16	492	1640	149.0	5	173	11-21	118	10.7
1986	GT	11	3971	361.0	35	531	2312	210.2	19	137	258	9	531	1659	150.8	14	223	12-22	282	25.6
	OPP	11	3584	325.8	27	502	2078	188.9	18	129	253	14	510	1506	136.9	9	211	8-14	211	19.2
1987	GT	11	3777	343.4	26	398	1493	135.7	12	174	368	18	473	2284	207.6	13	201	7-13	199	18.1
	OPP	11	4226	384.2	34	495	1959	178.1	12	183	306	11	598	2267	206.1	16	229	14-20	275	25.0
1988	GT	11	3420	310.9	22	427	1577	143.4	13	182	332	15	548	1843	167.5	7	202	15-20	200	18.2
	OPP	11	3094	281.3	24	484	1566	142.4	12	129	252	14	512	1528	138.9	8	180	9-14	194	17.6
1989	GT	11	4070	370.0	31	519	2301	209.2	16	144	276	14	522	1769	160.8	13	215	15-24	265	24.1
	OPP	11	3732	339.3	25	466	1630	148.2	15	196	356	14	551	2102	191.1	8	216	12-19	213	19.4
1990	GT	11	4334	394.0	41	524	2298	208.9	24	146	255	13	573	2036	185.1	14	231	15-23	334	31.6
	OPP	11	3242	294.7	13	434	1220	110.9	7	151	309	24	489	2022	183.8	5	174	24-28	165	15.5
1991	GT	12	4651	387.6	33	537	2104	175.3	18	192	368	18	522	2547	212.3	13	240	11-17	265	22.1
	OPP	12	3333	277.8	25	462	1344	112.0	10	178	369	18	482	1989	165.8	12	190	8-15	197	16.4
1992	GT	11	3723	338.5	26	390	1143	103.9	9	206	398	10	518	2397	234.5	16	203	19-26	237	21.5
	OPP	11	4401	400.1	32	533	2066	187.8	17	180	310	14	581	2335	212.3	12	229	20-30	286	26.0
1993	GT	11	4398	399.8	34	467	2463	223.9	20	153	271	14	565	1935	175.9	13	224	9-15	260	23.6
	OPP	11	4373	397.5	36	529	1874	170.4	21	195	318	10	613	2499	135.6	14	249	12-18	286	26.0
1994	GT	11	3847	349.7	23	349	1145	104.1	4	223	407	18	548	2702	245.6	18	194	9-16	185	16.8
	OPP	11	4207	382.5	39	580	2534	230.4	28	144	266	10	548	1673	152.1	10	233	16-24	319	29.0
1995	GT	11	3849	349.9	33	523	2321	211.0	22	134	248	7	540	1528	138.9	10	208	11-18	260	23.6
	OPP	11	3695	335.9	31	372	1003	91.2	17	239	385	11	621	2692	244.7	13	208	9-16	243	22.1
1996	GT	11	3683	334.8	25	499	1821	165.5	12	144	262	16	550	1862	169.3	9	197	15-26	220	20.0
	OPP	11	3832	348.4	29	412	1635	148.6	13	177	312	13	567	2197	199.7	12	190	11-13	236	21.5
1997	GT	11	4037	367.0	33	449	1667	151.5	18	177	279	9	634	2370	215.5	13	206	16-20	279	25.4
	OPP	11	4719	430.0	34	379	1460	132.7	10	257	402	16	639	3259	296.3	23	239	10-17	266	24.2
1998	GT	11	4276	388.7	50	469	2021	183.7	22	153	280	8	546	2255	205.0	17	222	13-21	391	35.5
	OPP	11	4376	397.6	34	447	1844	167.6	17	199	361	10	551	2830	230.0	14	224	11-15	267	24.3
1999	GT	11	5599	509.0	59	603	2482	225.6	29	208	319	12	652	3117	283.4	29	287	10-17	448	40.7
	OPP	11	4552	413.8	41	479	2015	183.2	26	195	353	9	552	2537	230.6	15	244	15-17	333	30.3
2000	GT	11	4789	435.4	48	466	1807	164.3	21	231	374	6	618	2982	271.1	23	259	12-18	372	33.8
	OPP	11	4176	379.6	27	371	1039	94.5	6	248	430	15	577	3137	285.9	19	228	7-13	209	19.0
2001	GT	12	5015	417.9	47	500	1668	139.0	26	264	413	14	639	3347	278.9	19	268	19-28	381	31.8
	OPP	12	4000	333.3	34	432	1405	117.1	17	212	390	11	544	2595	216.2	13	218	11-12	267	22.2
2002*	GT	13	4871	374.7	35	500	2127	163.6	20	239	435	20	549	2744	211.1	15	253	12-20	280	21.5
	OPP	13	4624	355.7	30	486	1750	136.2	16	235	440	11	534	2874	221.1	11	228	18-25	267	20.5
2003*	GT	13	4298	330.6	32	509	2086	160.5	16	199	379	13	525	2212	170.2	13	236	17-21	274	21.1
	OPP	13	4189	322.2	30	445	1307	100.5	14	257	425	13	605	2882	221.7	15	218	18-24	266	20.5
2004*	GT	12	4157	346.4	31	486	1947	162.2	11	169	346	18	488	2210	184.2	17	228	15-17	264	22.0
	OPP	12	3575	297.9	28	405	1255	104.6	13	215	395	10	544	2320	193.2	12	192	10-21	227	18.9
2005*	GT	12	4188	349.0	27	464	1845	153.8	13	197	418	12	471	2343	195.3	12	240	11-21	222	18.5
	OPP	12	3810	317.5	28	409	1247	103.9	9	205	384	21	534	2563	213.6	16	200	15-17	241	20.1
2006*	GT	14	4649	332.1	45	526	2274	162.4	17	174	369	16	472	2375	169.6	25	239	12-18	349	24.9
	OPP	14	4208	300.6	29	445	1467	104.8	13	238	461	13	516	2741	195.8	11	223	18-26	257	18.4
2007*	GT	13	5004	384.9	38	548	2591	199.3	28	179	363	12	493	2413	185.6	10	261	23-28	341	26.2
	OPP	13	4295	330.4	31	472	1488	114.5	19	219	389	12	563	2807	215.9	12	219	14-20	271	20.8
2008*	GT	13	4842	372.5	40	640	3552	273.2	32	74	165	7	448	1290	99.2	5	214	12-20	317	24.4
	OPP	13	4076	313.5	33	432	1564	120.3	13	246	415	18	593	2512	193.2	20	224	11-14	264	20.3
2009*	GT	14	5910	422.1	62	792	4136	295.4	47	178	168	6	464	1774	126.7	11	287	14-20	473	33.8
	OPP	14	5044	360.3	42	433	2123	151.6	16	245	398	12	616	2921	208.6	23	241	18-27	347	24.8
2010*	GT	13	5294	407.2	42	753	4203	323.3	31	64	168	7	381	1091	83.9	9	265	15-17	338	26.0
	OPP	13	4831	371.6	42	489	2206	169.7	25	221	365	8	605	2625	201.9	14	253	11-19	328	25.2
2011*	GT	13	5964	458.8	59	717	4114	316.5	45	82	167	8	491	1850	142.3	11	265	11-18	446	34.3
	OPP	13	4669	359.2	45	465	2100	161.5	19	215	385	14	558	2569	197.6	23	309	9-15	339	26.1
2012*	GT	14	6175	441.1	63	808	4357	311.2	48	102	194	8	526	1818	129.9	12	332	11-18	470	33.6
	OPP	14	5236	374.0	51	472	2019	144.2	27	269	448	16	600	3217	229.8	23	270	12-19	396	28.3
2013*	GT	13	5586	429.7	61	713	3891	299.3	46	92	203	13	453	1695	130.4	12	283	10-14	456	35.1
	OPP	13	4683	360.2	38	422	1505	115.8	18	267	427	14	625	3178	244.5	18	256	10-17	297	22.8
2014*	GT	14	6671	476.5	66	790	4789	342.1	47	106	203	6	522	1882	134.4	19	350	11-18	530	37.9
	OPP	14	5758	411.3	43	463	2346	167.6	24	282	448	18	629	3412	243.7	19	300	18-21	360	25.7
2015	GT	12	4536	378.0	47	583	3074	256.2	30	81	192	10	422	1462	121.8	14	233	7-11	351	29.2
	OPP	12	4416	368.0	38	422	1981	165.1	24	202	337	9	599	2435	202.9	12	211	15-21	309	25.8
2016*	GT	13	5034	387.2	46	611	3355	258.1	34	83	160	4	519	1679	129.2	9	231	15-17	367	28.2
	OPP	13	5221	401.6	40	473	2239	172.2	24	270	434	11	622	2982	229.4	14	281	12-20	318	24.5
2017	GT	11	4308	391.6	42	632	3381	307.4	30	43	119	5	361	927	84.3	10	214	7-10	309	28.1
	OPP	11	3897	354.3	35	373	1690	153.6	15	196	333	6	589	2207	200.6	17	201	16-19	292	26.5
2018*	GT	13	5314	408.8	58	259	4225	325.0	46	56	126	4	444	1089	83.8	7	276	10-13	437	33.6
	OPP	13	4805	369.6	50	221	2058	158.3	22	235	363	12	647	2747	211.3	24	262			



YEAR-BY-YEAR RETURN/PENALTY AVERAGES (SINCE 1978)

YEAR		RETURNS						PEN	YDS
		PR	YDS	AVG	KOR	YDS	AVG		
1978	GT	17	116	6.8	29	736	25.4	57	539
	OPP	29	241	8.3	31	487	15.7	54	523
1979	GT	31	207	6.7	33	668	20.2	48	476
	OPP	35	273	7.8	31	562	18.1	68	669
1980	GT	20	90	4.5	34	574	16.9	52	484
	OPP	43	362	8.4	17	366	21.5	64	586
1981	GT	28	127	4.5	36	724	20.1	55	541
	OPP	37	311	8.4	15	242	16.1	70	636
1982	GT	22	262	11.9	35	689	19.7	53	548
	OPP	19	210	11.1	23	315	13.7	64	493
1983	GT	26	174	6.7	33	663	20.1	64	619
	OPP	25	223	8.9	16	344	21.5	65	496
1984	GT	22	153	6.9	28	522	18.6	46	356
	OPP	25	270	10.8	45	798	17.7	53	420
1985	GT	27	155	5.7	23	539	23.4	52	481
	OPP	28	189	6.8	26	436	16.8	59	488
1986	GT	19	263	13.8	43	799	18.6	58	507
	OPP	24	146	6.1	46	938	20.4	55	423
1987	GT	27	209	7.7	49	962	19.6	60	503
	OPP	34	330	9.7	40	886	22.2	68	514
1988	GT	31	206	6.7	37	764	20.6	69	564
	OPP	21	81	3.9	40	786	19.7	79	614
1989	GT	30	173	5.8	43	939	21.8	79	687
	OPP	18	146	8.1	45	958	21.3	50	391
1990	GT	42	244	5.8	39	900	23.1	54	397
	OPP	20	155	7.8	54	1,044	19.3	59	442
1991	GT	53	507	9.6	34	595	17.5	76	594
	OPP	32	357	11.2	40	768	19.2	59	505
1992	GT	30	278	9.3	43	870	20.2	65	503
	OPP	37	389	10.5	26	585	22.5	67	540
1993	GT	23	112	4.9	37	814	22.0	71	602
	OPP	26	235	9.0	36	674	18.7	81	610
1994	GT	22	118	5.4	48	1,080	22.5	73	605
	OPP	36	388	10.8	35	633	18.1	66	529
1995	GT	34	404	11.9	33	588	17.8	78	622
	OPP	22	258	11.7	43	986	22.9	56	467
1996	GT	32	408	12.7	35	793	22.7	62	527
	OPP	16	77	4.8	31	453	14.6	62	543
1997	GT	25	253	10.1	38	774	20.4	70	632
	OPP	19	220	11.6	41	766	18.7	81	641
1998	GT	37	490	13.2	39	917	23.5	72	584
	OPP	17	123	7.2	45	853	18.9	64	516
1999	GT	30	335	11.2	43	980	22.8	77	640
	OPP	13	102	7.8	51	999	19.6	72	562
2000	GT	38	355	9.3	30	706	23.5	92	769
	OPP	27	203	7.5	52	838	16.1	75	592
2001	GT	51	555	10.9	37	846	22.9	85	712
	OPP	16	135	8.4	47	1,060	22.6	99	787
2002*	GT	52	524	10.1	43	839	19.5	95	792
	OPP	37	306	8.3	34	642	18.9	88	751
2003*	GT	33	380	11.5	48	981	20.4	68	576
	OPP	36	324	9.0	47	1,076	22.9	93	800
2004*	GT	50	350	7.0	30	653	21.8	75	640
	OPP	33	195	5.9	34	792	23.3	92	782
2005*	GT	35	198	5.7	35	707	20.2	88	686
	OPP	32	282	8.8	35	830	23.7	90	768
2006*	GT	45	336	7.5	42	815	19.4	86	713
	OPP	33	164	5.0	50	1,349	27.0	97	847
2007*	GT	44	436	9.9	49	1,061	21.7	90	771
	OPP	20	140	7.0	66	1,119	17.0	77	668
2008*	GT	27	182	6.7	45	883	19.6	63	570
	OPP	15	147	9.8	55	1,094	19.9	58	487
2009*	GT	21	281	13.4	54	1,176	21.8	84	659
	OPP	10	74	7.4	78	1,755	22.5	68	557
2010*	GT	23	134	5.8	53	1,057	19.9	81	689
	OPP	16	185	11.6	58	1,110	19.1	63	531
2011*	GT	16	130	8.1	42	807	19.2	58	480
	OPP	13	82	6.3	70	1,515	21.6	54	364
2012*	GT	20	252	12.6	44	1,050	23.9	68	558
	OPP	22	98	4.5	66	1,569	23.8	67	535
2013*	GT	19	160	8.4	40	881	22.0	63	529
	OPP	17	152	8.9	45	968	21.5	76	623

YEAR		RETURNS						PEN	YDS
		PR	YDS	AVG	KOR	YDS	AVG		
2014*	GT	12	97	8.1	41	892	21.8	69	576
	OPP	16	105	6.6	33	747	22.6	75	616
2015	GT	20	189	9.4	31	590	19.0	38	329
	OPP	14	109	7.8	19	440	23.2	75	582
2016*	GT	12	131	10.9	27	578	21.4	57	502
	OPP	14	113	9.4	19	404	21.3	66	535
2017	GT	17	125	7.4	40	775	19.4	44	394
	OPP	21	198	9.4	44	1077	24.5	42	396
2018	GT	13	93	7.0	28	689	24.6	50	477
	OPP	10	60	6.0	48	1261	26.3	56	459
2019	GT	16	76	4.8	34	715	21.0	57	493
	OPP	30	343	11.4	23	481	20.9	60	524
2020	GT	16	65	4.1	21	403	19.2	89	749
	OPP	8	83	10.4	33	686	20.8	70	642

\* Bowl games included in final statistics.

**GEORGIA TECH NCAA STATISTICAL RANKINGS** (Since 2008)

CATEGORY	2020	2019	2018	2017	2016	2015	2014	2013	2012	2011	2010	2009	2008
Punting	127	130	129	130	127	127	125	123	120	120	120	120	119
Passing Offense	43 (190.8)	72 (152.4)	<b>1 (325.0)</b>	5 (807.4)	9 (286.1)	8 (256.2)	<b>1 (842.4)</b>	6 (293.2)	4 (311.2)	2 (315.5)	2 (315.5)	2 (296.4)	4 (273.2)
Passing Defense	93 (189.1)	124 (133.9)	126 (63.8)	127 (64.3)	124 (129.2)	123 (121.8)	121 (134.4)	118 (130.4)	115 (129.9)	112 (142.3)	119 (83.9)	115 (126.7)	116 (99.2)
Total Offense	71 (389.9)	127 (296.3)	61 (408.8)	74 (391.6)	85 (387.2)	80 (378.0)	119 (476.5)	44 (429.7)	35 (441.1)	18 (438.8)	36 (440.2)	11 (442.1)	50 (372.5)
Scoring Offense	95 (23.9)	104 (16.2)	33 (63.6)	70 (28.1)	70 (28.2)	63 (29.3)	11 (37.9)	26 (35.1)	34 (33.6)	21 (34.3)	71 (26.0)	11 (33.8)	174 (22.4)
Rushing Offense	90 (189.2)	117 (215.3)	57 (158.3)	49 (153.6)	64 (172.2)	57 (165.1)	62 (167.6)	11 (115.8)	41 (144.2)	66 (161.5)	78 (169.7)	68 (151.6)	24 (120.3)
Passing Defense	111 (270.1)	36 (207.7)	49 (211.3)	35 (200.6)	68 (229.4)	35 (202.9)	87 (243.7)	83 (244.5)	58 (229.8)	28 (197.9)	34 (201.9)	47 (208.6)	41 (193.2)
Total Defense	109 (459.3)	89 (422.9)	46 (389.6)	33 (354.3)	33 (354.3)	59 (401.6)	42 (388.0)	79 (411.3)	27 (360.2)	43 (372.1)	44 (359.3)	64 (321.6)	25 (313.5)
Scoring Defense	109 (36.8)	104 (32.4)	79 (29.3)	64 (26.5)	39 (24.5)	57 (25.7)	52 (25.5)	65 (28.3)	65 (28.3)	60 (26.1)	57 (25.2)	58 (22.8)	28 (20.1)
Net Punting	2 (44.62)	69 (88.27)	43 (38.49)	29 (39.74)	29 (39.74)	97 (35.83)	96 (35.63)	45 (37.6)	99 (35.9)	55 (36.9)	114 (32.2)	43 (38.1)	93 (33.2)
Part Returns	102 (4.06)	110 (4.75)	86 (7.00)	65 (7.35)	20 (10.92)	51 (9.45)	58 (8.08)	56 (8.42)	16 (12.6)	61 (8.1)	97 (6.8)	10 (13.4)	88 (6.74)
Kickoff Returns	85 (19.19)	59 (21.03)	14 (24.61)	92 (19.38)	49 (21.41)	107 (19.03)	47 (21.76)	52 (22.0)	25 (23.9)	108 (19.2)	97 (19.9)	49 (21.8)	95 (19.6)
Turnover Margin	111 (3.70)	93 (3.33)	20 (0.62)	101 (3.45)	38 (0.31)	105 (0.58)	14 (0.79)	85 (0.30)	45 (0.23)	44 (0.15)	86 (0.46)	25 (0.57)	149 (0.15)
Fumbles Recovered	2 (12)	42 (9)	5 (13)	120 (4)	63 (8)	66 (8)	38 (11)	10 (6)	73 (9)	195 (7)	12 (13)	115 (14)	138 (11)
Passes Intercepted	68 (6)	100 (7)	40 (12)	110 (6)	58 (11)	91 (9)	10 (18)	120 (16)	130 (16)	131 (14)	199 (8)	150 (12)	115 (18)
Fumbles Lost	124 (12)	91 (10)	122 (13)	88 (10)	101 (11)	122 (14)	93 (12)	84 (11)	84 (13)	62 (11)	119 (20)	179 (12)	118 (20)
Interceptions Thrown	68 (6)	61 (10)	3 (4)	4 (5)	<b>1 (4)</b>	41 (10)	9 (6)	66 (13)	28 (8)	11 (8)	11 (7)	11 (6)	110 (7)
Turnovers Gained	25 (18)	84 (16)	16 (25)	124 (10)	67 (19)	91 (17)	17 (29)	71 (20)	136 (25)	163 (21)	89 (21)	129 (26)	120 (29)
Turnovers Lost	125 (25)	81 (20)	35 (17)	27 (15)	17 (15)	97 (24)	33 (18)	87 (24)	152 (21)	133 (19)	99 (27)	128 (18)	88 (27)
Pass Eff. Offense	86 (119.94)	121 (106.62)	82 (129.03)	99 (120.90)	16 (153.59)	95 (113.80)	12 (155.07)	35 (143.5)	35 (143.5)	113 (102.1)	113 (102.1)	112 (149.6)	92 (111.9)
Pass Eff. Defense	76 (138.46)	77 (137.38)	99 (143.51)	62 (127.77)	50 (125.50)	67 (127.04)	85 (132.88)	79 (132.4)	35 (143.5)	45 (124.4)	63 (123.2)	81 (136.3)	43 (117.4)
Fewest Penalties	125 (89)	9 (57)	4 (49)	5 (4.00)	11 (4.38)	2 (3.17)	25 (4.93)	34 (4.85)	32 (4.86)	11 (4.5)	74 (6.2)	156 (6.0)	128 (4.9)
Fewest Penalty Yards	118 (7.49)	15 (41.08)	4 (38.31)	4 (35.82)	11 (38.62)	<b>1 (27.42)</b>	26 (41.14)	31 (40.7)	18 (39.9)	13 (38.9)	66 (53.0)	34 (47.1)	136 (43.9)
PP Yards Defense	96 (10.36)	107 (11.43)	35 (6.00)	89 (9.43)	88 (9.36)	59 (7.79)	50 (6.56)	75 (8.9)	14 (4.5)	39 (6.3)	98 (11.6)	44 (7.4)	73 (9.9)
Kf Yards Defense	61 (20.79)	69 (20.91)	126 (26.27)	117 (24.48)	49 (21.26)	102 (23.16)	101 (22.84)	89 (21.5)	102 (23.8)	59 (21.5)	11 (19.1)	83 (22.5)	40 (19.9)
Sacks	70 (2.10)	111 (1.42)	116 (1.31)	108 (1.55)	114 (1.36)	120 (1.4)	106 (1.43)	26 (2.6)	59 (2.0)	77 (1.7)	101 (1.3)	72 (1.8)	118 (2.6)
Sacks Allowed	60 (6.2)	103 (5.1)	125 (4.2)	118 (4.3)	127 (3.9)	127 (3.9)	115 (4.4)	42 (6.4)	93 (4.9)	94 (4.8)	108 (4.5)	93 (4.9)	13 (7.3)
Sacks Allowed	71 (2.30)	86 (2.33)	14 (1.23)	46 (1.82)	17 (1.23)	24 (1.33)	2 (0.79)	9 (1.08)	13 (1.00)	15 (1.00)	23 (1.33)	5 (0.86)	130 (1.46)
TFL Allowed	100 (7.20)	102 (6.83)	29 (6.08)	70 (6.00)	44 (5.39)	76 (6.33)	17 (4.64)	70 (6.2)	67 (5.7)	117 (4.5)	170 (6.0)	32 (5.1)	153 (5.6)
3rd Down Conv. Pct.	59 (41.1)	25 (30.1)	28 (43.9)	12 (45.6)	51 (41.8)	108 (34.9)	<b>1 (67.9)</b>	4 (51.4)	1 (45.6)	2 (63.9)	56 (40.4)	1 (45.6)	54 (40.7)
4th Down Conv. Pct.	118 (36.0)	85 (47.1)	86 (52.9)	101 (32.1)	61 (50.0)	66 (50.0)	9 (70.6)	83 (44.4)	29 (62.2)	54 (52.6)	147 (55.0)	41 (55.6)	174 (42.9)
3rd Down Conv. Def.	108 (46.7)	111 (45.2)	128 (50.7)	120 (40.2)	126 (49.2)	43 (36.1)	114 (46.1)	35 (36.3)	169 (40.9)	143 (45.5)	111 (66.7)	144 (47.6)	138 (42.9)
Time of Possession	37 (47.8)	120 (68.4)	97 (60.0)	82 (55.6)	68 (62.6)	88 (54.5)	75 (54.5)	99 (61.5)	143 (45.5)	111 (66.7)	144 (47.6)	138 (42.9)	128 (40.0)
Opp. First Downs	51 (199)	113 (218.2)	7 (33.27)	6 (33.30)	57 (30.17)	41 (31.08)	3 (34.09)	6 (33.19)	5 (32.59)	23 (31.55)	21 (31.53)	3 (33.49)	48 (30.3)
Opp. First Downs	106 (241)	80 (271)	73 (262)	35 (18.7)	73 (262)	35 (18.7)	6 (17.6)	107 (21.4)	52 (21.6)	54 (20.4)	160 (19.5)	22 (17.2)	104 (17.23)
Red Zone Offense	121 (667)	130 (593)	101 (753)	28 (889)	54 (85.4)	64 (83.8)	78 (80.8)	13 (89.8)	170 (80.0)	111 (89.1)	198 (76.0)	156 (82.0)	182 (77.0)
Red Zone Defense	77 (854)	25 (774)	85 (85.1)	129 (973)	41 (80.4)	62 (83.3)	40 (79.2)	14 (73.8)	135 (79.0)	65 (82.0)	122 (76.0)	175 (83.0)	137 (79.0)



ALL-TIME ACC STATISTICAL LEADERS (INDIVIDUAL)											
<b>RUSHING</b>			<b>TOTAL OFFENSE</b>			<b>FUMBLES RECOVERED</b>			<b>PASSES DEFENDED</b>		
Jonathan Dwyer	2008	107.3	Joe Hamilton	1999	345.27	Charlie Thomas	2018	3	Lance Austin	2016	15
Tashard Choice	2007	114.9	John Dewberry	1984	345.27	Justice Dingle	2019 (†)	3	Nathan Perryman	1995	13
Tashard Choice	2006	105.2	<b>ALL-PURPOSE YARDS</b>			<b>TACKLES</b>			<b>PUNTING</b>		
P.J. Daniels	2003	111.3	Jerry Mays	1989	147.6	Keyaron Fox	2003	11.9	Durant Brooks	2006	45.5
Jerry Mays	1989	122.5	Robert Lavette	1982	142.7	Keith Brooking	1995	13.3	Rodney Williams	1997	45.6
Robert Lavette	1982	109.8	Robert Lavette	1981	142.0	Jamal Cox	1994	13.3	Jason Bender	1994	45.5
<b>RECEPTIONS PER GAME</b>			<b>SCORING</b>			<b>TACKLES FOR LOSS</b>			<b>PUNT RETURNS</b>		
Calvin Johnson	2006	5.43	TaQuon Marshall	2017	9.5	Marco Coleman	1990	19.0	Jonathan Smith	2003	11.7
Harvey Middleton	1996	5.8	Robert Lavette	1982	10.4	<b>SACKS</b>			Charlie Rogers	1998	14.2
<b>RECEIVING YARDAGE</b>			<b>SCORING BY KICKING</b>			<b>SACKS</b>			Ricardo Ingram	1986	14.6
Calvin Johnson	2006	85.9	Luke Manget	2000	74	Derrick Morgan	2009	12.5	Jack Westbrook	1982	12.1
Harvey Middleton	1996	73.1	<b>FIELD GOALS</b>			<b>SACKS</b>			<b>KICKOFF RETURNS</b>		
<b>YARDS PER RECEPTION</b>			<b>FIELD GOALS</b>			<b>SACKS</b>			Derrick Steagall	1993	25.8
Ricky Jeune	2017	21.8	Luke Manget	2001	1.58	Eric Henderson	2003	11.0	Cory Collier	1983	30.0
<b>PASS EFFICIENCY</b>			<b>FIELD GOAL PERCENTAGE</b>			<b>SACKS</b>			Cleve Pounds	1982	23.4
Joe Hamilton	1999	175.0	Harrison Butker	2016	.882	Coleman Rudolph	1991	13.0	Robert Lavette	1981	22.9
Joe Hamilton	1998	141.7	Wesley Wells	2018	1.000	Marco Coleman	1990	13.0	<b>BLOCKED KICKS</b>		
John Dewberry	1985	133.6	<b>FUMBLES FORCED</b>			<b>INTERCEPTIONS</b>			Chris Milton	2015 (†)	2
<b>YARDS PER RECEPTION</b>			<b>FUMBLES FORCED</b>			<b>INTERCEPTIONS</b>			Jerry Howard	2019 (†)	2
Ricky Jeune	2017	21.8	Curtis Ryans	2020	0.38	Morgan Burnett	2008 (†)	0.54			
<b>PASS EFFICIENCY</b>			<b>FUMBLES FORCED</b>			<b>INTERCEPTIONS</b>					
Joe Hamilton	1999	175.0				Willie Clay	1991	0.75			
Joe Hamilton	1998	141.7				Ken Swilling	1990	0.56			
John Dewberry	1985	133.6									

ALL-TIME ACC STATISTICAL LEADERS (TEAM)													
<b>TOTAL OFFENSE</b>			<b>RUSHING DEFENSE</b>			<b>SACKS ALLOWED</b>			<b>INTERCEPTIONS</b>				
1999	509.0	1984	147.5	2010	1.2	2012	16	2013	18.4				
2008	372.5	1995	91.2	2011	1.0	<b>FEWEST INTERCEPTIONS THROWN</b>			2014	17.8			
2009	442.1	2003	100.5	2013	1.0	2011	8	2015	18.0				
2011	458.8	<b>PASSING OFFENSE</b>			2014	0.8	2017	21.6	2017	21.6			
2014	476.5	2001	278.9	<b>3RD-DOWN PERCENTAGE</b>			2018	19.5	2018	19.5			
<b>TOTAL DEFENSE</b>			<b>PASSING OFFENSE</b>			<b>3RD-DOWN PERCENTAGE</b>			<b>TURNOVER MARGIN</b>				
1984	317.2	1980	123.4	2011	53.8	2014	5	2014	0.79				
<b>RUSHING DEFENSE</b>			<b>PASSING OFFENSE</b>			<b>4TH-DOWN PERCENTAGE</b>			<b>FEWEST PENALTIES</b>				
1984	235.0	1985	149.1	2014	57.9	2014	70.6	2015	3.17				
2007	199.3	1986	136.9	<b>BLOCKED KICKS</b>			<b>TURNOVERS GAINED</b>			2016	4.38		
2008	273.2	1988	138.9	2014	6	<b>PASSING EFFICIENCY</b>			<b>FEWEST PENALTY YARDS</b>				
2009	295.4	<b>SCORING OFFENSE</b>			2019	3	2014	155.07	2015	27.4			
2010	323.3	1998	35.6	<b>DEFENSIVE TOUCHDOWNS</b>			<b>TIME OF POSSESSION</b>			<b>FUMBLES RECOVERED</b>			
2011	316.5	1999	40.7	2014	6	<b>RED ZONE DEFENSE</b>			2020	12			
2012	311.2	2009	33.8	2013	73.8	<b>RECEIVING YARDS</b>							
2013	299.3	2011	34.3	<b>RECEIVING YARDS</b>			<b>YARDS PER RECEPTION</b>						
2014	342.1	2014	37.9	<b>RECEIVING YARDS</b>			<b>YARDS PER RECEPTION</b>						
2015	256.2	<b>SCORING DEFENSE</b>			<b>RECEIVING YARDS</b>			<b>YARDS PER RECEPTION</b>					
2016	258.1	1984	18.3	<b>RECEIVING YARDS</b>			<b>YARDS PER RECEPTION</b>						
2017	307.4	1985	10.7	<b>RECEIVING YARDS</b>			<b>YARDS PER RECEPTION</b>						
2018	325.0	1985	10.7	<b>RECEIVING YARDS</b>			<b>YARDS PER RECEPTION</b>						

NCAA STATISTICAL RANKINGS (INDIVID.) (TOP 10 / SINCE 2000)											
<b>SACKS</b>			<b>PUNTING</b>			<b>BLOCKED KICKS</b>					
Derrick Morgan	2009	8th	0.89	Durant Brooks	2006	4th	45.52	KeShun Freeman	2014	t8th	2
Jeremiah Attaochu	2013	6th	0.96	Durant Brooks	2007	5th	45.06	Chris Milton	2014	t8th	2
<b>PUNT RETURN AVERAGE</b>			<b>FIELD GOALS</b>			<b>BLOCKED KICKS</b>					
Jamal Golden	2012	6th	14.6	Luke Manget	2001	10th	1.58	Chris Milton	2015	t7th	2
<b>KICKOFF RETURN AVERAGE</b>			<b>RECEIVING YARDS</b>			<b>BLOCKED KICKS</b>					
Jamal Golden	2012	10th	28.3	Calvin Johnson	2006	9th	1,202	Jerry Howard	2019	t2nd	2
<b>INTERCEPTIONS</b>			<b>RECEIVING YARDS</b>			<b>YARDS PER RECEPTION</b>					
Morgan Burnett	2008	t3rd	0.54	Calvin Johnson	2006	9th	1,202				
<b>FUMBLES RECOVERED</b>			<b>PASS EFFICIENCY</b>			<b>PASSING YARDS PER COMPLETION</b>					
Derrick Morgan	2008	t5th	0.31	George Godsey	2000	6th	151.86				
<b>FUMBLES RECOVERED</b>			<b>PASSING YARDS PER COMPLETION</b>			<b>PASSING YARDS PER COMPLETION</b>					
Derrick Morgan	2008	t5th	0.31	Justin Thomas	2015	1st	17.9				



**HISTORY**



**GT FOOTBALL TIMELINE**



**NOVEMBER 5, 1892**

Georgia Tech's first ever football game came against Mercer on Nov. 5, 1892. Mercer won the game, played at Macon's Central Park, 12-6. The Yellow Jackets went 0-3 in their inaugural season, also losing to Vanderbilt and Auburn.




**1893**

Lt. Leonard Wood was a star quarterback and co-head coach on the 1893 team that played – and beat – rival Georgia for the first time, 28-6, in Athens. After the 1894 season Wood was assigned to Ft. McPherson and he went on to win the Congressional Medal of Honor for participating in the Indian wars against Geronimo. He then was the colonel who formed the volunteer brigade called the Rough Riders during the Spanish American War (Teddy Roosevelt gets the credit but was the Lt. Colonel under Wood). He later went to Washington when Roosevelt became President and served in a variety of roles, including Army Chief of Staff. In 1920, he unsuccessfully ran as a Republican for U.S. President.

**1901**

Georgia Tech's first unbeaten team was in 1901. After going winless from 1897-1900, the Yellow Jackets went 4-0-1 in 1901, shutting out four opponents and tying Furman, 5-5.



**1904**

John Heisman took over as Georgia Tech's head football coach. He coached 16 seasons, compiling a remarkable 102-29-7 (.779) record, including four unbeaten campaigns. Heisman's

original contract called for him to coach the football and baseball teams for a pauperly sum of \$2,250 (less \$500 for supplies), plus 30 percent of the gate receipts.

**1908**

After playing its home games at Piedmont Park, Brisbane Park and briefly on The Flats, Georgia Tech played home games at Ponce de Leon Park from 1908 to 1911.



**1913**

Upon his hiring in 1904, John Heisman desired for Georgia Tech to play home games in an on-campus stadium. In 1905, Heisman had 300 convict laborers clear rocks, remove tree stumps and level the field. Tech first played home games on the Flats in '05. Later, John W. Grant donated \$15,000 towards the construction of the field's first permanent stands, and Grant Field was named in honor of his deceased son, Hugh Inman Grant. Tech permanently began playing its home games on Grant Field in 1913.



**OCTOBER 7, 1916**

The most lopsided game – Georgia Tech 222, Cumberland 0 – of all time happened in Atlanta on Oct. 7, 1916. The previous spring, Cumberland's baseball team had trounced Tech. Cumberland University was located in Lebanon, Tenn., and the Cumberland squad was actually comprised of professional players from nearby Nashville. Georgia Tech head coach John Heisman was not amused, and the Tech students and alumni howled for revenge, so Heisman offered the Bulldogs a \$500 guarantee to come to Atlanta for a football game. In the game, Tech scored 32 touchdowns, averaged 3.8 points per minute, carried the ball for 978 yards, and never threw a pass. Cumberland, since it was losing yardage faster than it was gaining real estate, began to kick the football back to the Jackets immediately after Tech kicked off to them. Amazingly, neither team made a first down in the game because Tech scored within four downs on every possession. All-American Everett Struppler led Tech with six touchdowns.



**1917**

The 1917 Yellow Jacket team claimed a share of Tech's first national championship. Tech went a perfect 9-0, outscoring opponents by a combined score of 491-17.

**1920**

William Alexander began the first of 25 years as Georgia Tech's head coach, serving from 1920-1944.

**1921**


Georgia Tech and 13 other schools left the Southern Intercollegiate Athletic Association to form the Southern Conference, which was housed in Atlanta.

**ORIGINAL SoCon MEMBERS**

- Alabama
- Auburn
- Clemson
- Georgia
- Georgia Tech
- Kentucky
- Maryland
- Mississippi State
- North Carolina
- NC State
- Tennessee
- Virginia
- Virginia Tech
- Washington & Lee

**1928**

Tech went a perfect 10-0, winning the Southern Conference title and a share of their second national championship. Tech allowed more than seven points just once, beating Notre Dame, Alabama, Auburn, Georgia and ultimately, California in the Rose Bowl.



**JANUARY 1, 1929**

The most stunning play in Rose Bowl history propelled Georgia Tech to its first bowl victory when Roy Riegels' infamous Wrong Way Run turned out right as the Ramblin' Wreck beat California, 8-7, in the 1929 Rose Bowl. Early in the second quarter, with the score tied 0-0, Tech halfback Stumpy Thomason was hit by the

Golden Bears' Benny Lom. He fumbled near the Tech 35-yard line, and Riegels scooped up the bouncing ball. He got a good block from a teammate, slipped off a tackler and spun around. But something was wrong.

"Stop, Roy! You're running the wrong way," yelled Lom. Riegels thought the speedier Lom was asking for a lateral. At the 10-yard line, Lom grabbed Riegels, but Riegels shook him loose. Finally, at the one-yard line, Lom pulled Riegels down, but not before a 64-yard run into immortality. California still had the ball. On the first play, the Golden Bears attempted to punt the ball out of the end zone with Riegels snapping to Lom. However, Tech's Vance Maree blocked the punt, which rolled out of bounds for a safety. Both teams traded touchdowns in the second half, and Tech eventually prevailed, 8-7, in one of the strangest games ever played. Tech's Rose Bowl win capped a perfect 10-0 season, the first undefeated season for head coach William Alexander, and the Ramblin' Wreck captured its second national title.

### DECEMBER 8-9, 1932

Georgia Tech was one of 13 schools that left the Southern Conference to form the Southeastern Conference. Tech remained in the SEC through 1963, winning or sharing five league titles.

#### ORIGINAL SEC MEMBERS

Alabama  
Auburn  
Florida  
Georgia  
Georgia Tech  
Kentucky  
LSU  
Mississippi  
Mississippi State  
Tennessee  
Tulane  
University of the South (Sewanee)  
Vanderbilt

### SEPTEMBER 26, 1936

The first night game in Georgia Tech football history came on Sept. 26, 1936. The Yellow Jackets trounced visiting Presbyterian, 55-0, under the lights. Ever since, Grant Field /Bobby Dodd Stadium has been considered one of the top night-game atmospheres in all of college football.

### JANUARY 1, 1940

Following the 1939 season, Georgia Tech made the first of five appearances in the Orange Bowl, upsetting Missouri 21-7 on Jan. 1, 1940. Earlier that season, Tech made its first appearance in the Associated Press poll, which began in 1936.



#### 1942

*The only retired jersey in Georgia Tech's storied football history is the No. 19 worn by running back Clint Castleberry in 1942. Though just a freshman, he finished third in the Heisman Trophy voting as he led Tech to a 9-2 record, highlighted by historic victories at Notre Dame and Navy and capped by a berth in the Cotton Bowl. Just weeks later, he enlisted in the U.S. Army, and on Nov. 7, 1944, his plane disappeared.*

*For one fleeting season in 1942, Clint Castleberry blazed across the football field like a 'crazed jackrabbit.' Some said he could have been the greatest Tech player in history, if it weren't for World War II and a plane that disappeared off the West African coast without a trace. He flashed across the fields at Notre Dame and Navy that fall of '42, leading Georgia Tech's shocking onslaughts, while Sir Bernard Montgomery flashed across North Africa in pursuit of Erwin Rommel, and the Russians made their goal-line stand at Stalingrad.*

*He had played only one college football game when Notre Dame scout Wayne Milner warned coach Frank Leahy that "the most dangerous runner in America" would invade South Bend. As a freshman, he finished third in the Heisman Trophy balloting. And then he was gone.*

— Ed Hinton, *Atlanta Journal-Constitution*

#### 1943

The 8-3 record posted by the 1943 Tech team doesn't give justice to one of the great seasons in Yellow Jacket history. Heading into November with a 3-3 record, Tech reeled off wins over LSU, Tulane, Clemson and a 48-0 win over Georgia to win the SEC championship. A month later, the Jackets beat Tulsa in the Sugar Bowl, becoming the first team to play in all four major bowls (Sugar, Rose, Cotton, Orange).

#### 1945

Legendary coach Bobby Dodd took over as head coach in 1945 and went on to coach 22 seasons. He compiled a record of 165-64-8 (.713). Dodd won two SEC championships and one national title. Dodd is a member of the College Football Hall of Fame as both a player and coach.



#### 1952

Bobby Dodd's 1952 team finished a perfect 12-0, including a win over seventh-ranked and previously undefeated Ole Miss in the Sugar Bowl. Tech, which shared the national crown with Michigan State, shut out four opponents, beat sixth-ranked Duke and 12th-ranked Alabama. The 1952 team included six all-Americans: Pete Brown, Leon Hardeman, Buck Martin, Hal Miller, Bobby Moorhead and George Morris.

#### 1951-55

From 1951-55, Tech played in five consecutive major bowls — Orange (1951), Sugar (1952, 1953, 1955) and Cotton (1954).

#### 1956

The 1956 team was nearly perfect, going 10-1, losing only to Tennessee (6-0). Tech beat Pittsburgh in the Gator Bowl.



#### NOVEMBER 17, 1962

Georgia Tech beat Bear Bryant's No. 1-ranked Alabama team, 7-6.

#### 1963

Following the 1963 season, Tech left the SEC and played as an independent until joining the ACC in 1979. Also in 1963, quarterback Billy Lothridge was first-team all-America and finished second in the Heisman Trophy voting. Lothridge also handled kicking and punting duties for the Yellow Jackets, who finished 7-3 with wins over Florida, Clemson, Tennessee, Florida State and Georgia.




**1970**


Eddie McAshan, the son of a Gainesville (Fla.) mortician, became the first African-American to start at quarterback for a major Southeastern university. McAshan was Tech's starter in 1970, '71 and '72.


**1974**

Randy Rhino was a three-time all-American (1972-74). Randy was the second of three generations of Rhinos to play at Tech. Chappell Rhino (1950-52), Danny (1974-76) and Kelley (1999-2002) all wore the Gold and White.

**NOVEMBER 6, 1976**

Georgia Tech, running the wishbone behind quarterback Gary Lanier, beat 11th-ranked Notre Dame, 23-14, despite not attempting a single pass.


**NOVEMBER 20, 1978**

With temperatures in the 20s, the wind chill at zero, and with an agitated stomach that nearly sidelined him, Georgia Tech tailback Eddie Lee Ivey made college football history on Nov. 20, 1978 at Air Force.

On 26 rushes, Ivey gained 356 yards, breaking an NCAA record, on a field that required de-snowing by a street sweeper twice before the game. Complicating Ivey's plight was his stomach. After a nifty reversal of direction, which resulted in a 73-yard TD run in the second quarter giving Tech a 14-0 lead, Ivey was on the sidelines doubled over, vomiting and in obvious pain. At halftime, Ivey had 122 yards on 12 carries. An 80-yard TD run with 6:08

left in the third quarter gave him 240 yards and broke Brent Cunningham's school record of 217 yards set in 1970. With 10:25 left, Ivey scored on a 57-yard run, giving him 309 yards and putting him within 41 yards of the NCAA record of 350 by Michigan State's Eric Allen vs. Purdue in 1971. After an Air Force drive fizzled, Ivey ran for 13 yards, then for another 13. Adding to the drama, Ivey's stomach began to churn again, to the extent he had to leave the game. His replacement, Ray Friday, shocked everyone by bolting 66 yards up the middle for his second touchdown of the day. When LB Henry Johnson intercepted a Falcon pass, Ivey had his chance. He trotted back onto the field and rushed 21 yards with his first carry, giving him the record.

**1980**

In 1980, Bill Curry's first season as head coach, Tech went just 1-9-1. However, the Jackets' tie (3-3) came against No. 1 Notre Dame. The following year, the Jackets went just 1-10, but the lone victory was a 24-21 win vs. fourth-ranked Alabama.

**1983**

Although Tech first joined the Atlantic Coast Conference in 1979, the Yellow Jackets first competed for the football championship in 1983.

**1985**

In 1985, Georgia Tech went 9-2-1 and beat Michigan State in the All-American Bowl – the Jackets' first bowl win in 15 years. Tech had gone the previous six years with six wins or less. The Yellow Jackets' "Black Watch" defense was led by linebacker Ted Roof.


**1990**

Georgia Tech moved into the Top 25 for the first time in 1990 after it beat 25th-ranked South Carolina to improve to 3-0. Two weeks later, the Jackets knocked off 15th-ranked Clemson to improve to 5-0. Tech moved into the national championship conversation in early November when Scott Sisson's field goal with seven seconds remaining gave the Yellow Jackets a memorable 41-38 win at No. 1 Virginia. Tech closed the regular season by winning on the road against rival Georgia, 41-23, setting the stage for a 45-21 win over Nebraska in the Citrus Bowl. The following day, Tech learned it shared the national title with Colorado.

**1991**

Georgia Tech played its first ESPN Thursday night game in 1991, beating Virginia, 24-21, at Bobby Dodd Stadium. Since 1991, the Yellow Jackets have played in the nationally-televised Thursday night game 31 times.

**1995**

Following the 1994 season, the interim tag was removed and George O'Leary was named Georgia Tech's head coach. O'Leary went 18-16 in his first three seasons, but went on to win at least eight games every year from 1998-2001 and played in five bowls.

**1998**

Georgia Tech finished 7-1 in the ACC, earning a share of the league title with Florida State. Tech finished 10-2 overall, beat Georgia (21-19) and knocked off Notre Dame in the Toyota Gator Bowl.


**NOVEMBER 27, 1999**

Luke Manget's field goal in overtime gave Tech an unforgettable 51-48 win over Georgia. The Jacket fans went nuts and carried Joe Hamilton on their shoulders. Following the 1999 season, Joe Hamilton finished second in the Heisman Trophy race and won the Davey O'Brien Award.

**AUGUST 27, 2000**

The 2000 season opener was cancelled because of a storm at Virginia Tech, but the Jackets won their final seven regular season games including a win in Athens between the hedges.

**2006**

As a junior, Calvin Johnson was one of college football's most dominant players. He hauled in 76 passes for a school record 1,202 yards and 15 TDs. Johnson led Tech to an ACC Coastal Division crown and he went on to be the second overall pick in the 2007 NFL draft by the Detroit Lions.

**2008**

The experts predicted Paul Johnson's first season to be a struggle. All Tech did was win nine games and finish tied for first in the ACC's Coastal Division. Along the way, Johnson and his spread option offense won on the road at Clemson, beat Florida State and Miami at home, then closed the regular season with a memorable 45-42 win at rival Georgia after trailing by 16 points.

**2009**

A remarkable month of November – wins over Mississippi State, Florida State, No. 4 Virginia Tech, Virginia and Vanderbilt – helped Tech win the ACC Coastal Division and earn a berth into the FedEx Orange Bowl. Joshua Nesbitt became the most prolific rushing quarterback in ACC history.

**2013**

Georgia Tech used the nation's sixth-most prolific rushing attack and an improved defense under former Yellow Jacket great, and then defensive coordinator, Ted Roof, to post a winning record and earn a bowl bid for the 17th-consecutive season. Senior Jeremiah Attaochu broke the school record with 31.5 career sacks.

**NOVEMBER 29, 2014**

In what has now been immortalized as "The Kick and The Pick" by the Georgia Tech faithful, Harrison Butker drilled a career-long 53-yard field goal on the final play of regulation to force overtime at Georgia. After Zach Laskey's go-ahead touchdown in OT, D.J. White picked off a Hutson Mason pass to seal the 30-24 win.

**DECEMBER 31, 2014**

Behind the all-around performance of game MVP Justin Thomas, the Yellow Jackets earned their first Orange Bowl victory in 63 years with a 49-34 win over No. 7 Mississippi State. Tech rushed for an Orange Bowl-record 452 yards. Georgia Tech finished the 2014 season with four games against Top 20 teams, posting a 3-1 record.

**OCTOBER 24, 2015**

Dubbed the "Miracle on Techwood Drive", Patrick Gamble blocked Roberto Aguayo's 56-yard field goal attempt and Lance Austin raced 78 yards for the game-winning score as Georgia Tech upset No. 9 Florida State, 22-16.

**2016**

A 4-0 stretch run lifted Georgia Tech to a 9-4 campaign, good for a six-win turnaround from the Yellow Jackets' injury-riddled 2015 campaign. The six-win improvement was tied for the best in the nation. The Jackets' 4-0 finish began with a convincing win at No. 18 Virginia Tech and concluded with a heart-stopping triumph at Georgia (Tech's second-straight victory in Athens) and a rout over Kentucky in the TaxSlayer Bowl.

**2018**

On Nov. 28, Paul Johnson stepped down after 11 seasons and 82 victories as Georgia Tech's head coach, which made him the Yellow Jackets' winningest coach since the legendary Bobby Dodd retired following the 1966 season.

On Dec. 7, Geoff Collins was introduced as the 20th head coach in program history. An Atlanta area native, Collins came to Georgia Tech after compiling 15 wins in two seasons as head coach at Temple and leading the Owls to consecutive bowl appearances. Collins previously served two stints on the football staff at Tech, first as a graduate assistant then tight ends coach under George O'Leary (1999-2001), then as director of player personell under Chan Gailey (2006).

**MEMORABLE GAMES****THE CUMBERLAND GAME**

On Oct. 17, 1916, John Heisman's team crushed Cumberland College 222-0 in the most lopsided and highest-scoring game in college football history.

**THE 1929 ROSE BOWL**

Cal's Roy Riegels ran the wrong way, as Tech won 8-7 and claimed its second national championship.

**1942: GEORGIA TECH 13, NOTRE DAME 6**

Tech finally won at Notre Dame for the first time in eight tries, 13-6. Freshman phenom Clint Castleberry threw a touchdown pass in his only season on The Flats, before dying while piloting a plane during World War II.

**1949: GEORGIA TECH 7, GEORGIA 6**

The Grant Field victory that started "The Drought," Bobby Dodd's eight-year mastery of Georgia.

**1952 ORANGE BOWL****Georgia Tech 17, Baylor 14**

Pepper Rodgers' last-second field goal gave the Jackets an Orange Bowl comeback win over Baylor and an 11-0-1 season.

**1952: GEORGIA TECH 7, ALABAMA 3**

In the most exciting game, at that time, in Tech annals, Jackie Rudolph's "\$125,000 tackle" of Bobby Marlow helped preserve the victory, earned Tech a Sugar Bowl bid (and the \$125,000 payout) but also preserved the Jackets' 12-0 season and the Institute's third national title.

**1962: GEORGIA TECH 7, ALABAMA 6**

Another epic Grant Field win over Alabama, one Dodd called "my greatest victory." Mike McNames scored Tech's only touchdown and made a game-saving tackle to upset Bear Bryant's unbeaten, No. 1 defending national champs.

**1972 LIBERTY BOWL****Georgia Tech 31, Iowa State 30.**

In Memphis, backup quarterback Jim Stevens -- playing for the suspended Eddie McAshan -- threw for 157 yards and 3 TDs and was named the MVP.

**1976: GEORGIA TECH 23, NOTRE DAME 14**

In the "Passless Upset," the Jackets -- with freshman QB Gary Lanier running Pepper Rodgers' option to perfection -- didn't throw a pass, shocking the Irish in a 23-14 win.

**1978: THE EDDIE LEE IVERY GAME****Georgia Tech 42, Air Force 21.**

On the frozen tundra in Colorado Springs, Eddie Lee Ivery ran wild for 356 yards, breaking the NCAA single-game rushing record.



**1980: GEORGIA TECH 3, NOTRE DAME 3**

Bill Curry's first team as head coach of the Jackets stunned the unbeaten No. 1 Irish and nearly beat them before a late, tying field goal.

**1984: GEORGIA TECH 35, GEORGIA 18**

In Athens, this was Bill Curry's turnaround game for the program, one that ended a six-game losing streak to UGA.

**1985 ALL-AMERICAN BOWL**

In the All-American Bowl at Legion Field, Tech prevailed behind its great "Black Watch" defense and emergency starting QB Todd Rampley.

**1989: GEORGIA TECH 33, GEORGIA 22**

Jerry Mays ran for 207 yards to help complete a remarkable 7-4 Georgia Tech turnaround after an 0-3 start.

**1990: GEORGIA TECH 21, CLEMSON 19**

In one of the many thrilling, physical battles in this rivalry, this stamped Tech as a legitimate national title contender.

**1990: GEORGIA TECH 41, VIRGINIA 38**

In Charlottesville, in likely the most significant victory in Tech annals, the Jackets staged a phenomenal comeback against No. 1 Virginia's potent offense. Shawn Jones and William Bell led the resurgence, and Scott Sisson's field goal with 7 seconds left stunned UVA and set off a wild celebration back on The Flats.

**1991 CITRUS BOWL****Georgia Tech 45, Nebraska 21**

In the Citrus Bowl in Orlando, Tech toyed with the Huskers. Behind Jones and Bell once again, the Jackets completed an 11-0-1 season and won the UPI Coaches National Championship the next day by one point in the final poll.

**1998: GEORGIA TECH 41, VIRGINIA 38**

In another 41-38 thriller, this one in Atlanta, Dez White caught six passes for a school record 243 yards – the last 54 coming on the game-winning catch to upset No. 6 UVA.

**1998: GEORGIA TECH 21, GEORGIA 19**

In Athens, Brad Chambers' 35-yard field goal in the final seconds ended a seven-game losing streak to UGA.

**1999 GATOR BOWL****Georgia Tech 35, Notre Dame 28**

In the Gator Bowl in Jacksonville, Fla., White and Joe Hamilton (who threw three TD passes and caught one himself) were co-MVPs, and gave Tech its first 10-win season since 1990 and a final ranking of No. 9.

**1999: GEORGIA TECH 51, GEORGIA 48 (OT)**

In one of the most thrilling games in Bobby Dodd Stadium annals, Joe Hamilton's last home game was triumphant. Luke Manget's second-chance, OT field goal sent Tech fans into euphoria. Many of them carried Hamilton – who was second in the Heisman Trophy voting that season – on their shoulders and around the stadium.

**2003: GEORGIA TECH 17, AUBURN 3**

In the first game in newly-expanded and renovated Bobby Dodd Stadium, a sellout crowd of 55,000 roared as freshman QB Reggie Ball passed for one touchdown and set up two other scores. The crowd later stormed the field and tore down the goal posts.

**2004 HUMANITARIAN BOWL****Georgia Tech 52, Tulsa 10**

In the Humanitarian Bowl in frigid Boise, Idaho, P.J. Daniels ran for an NCAA bowl-record 307 yards and four touchdowns -- despite playing little in the fourth quarter.

**2004: GEORGIA TECH 28, CLEMSON 24**

In another spine tingler against the Tigers, this one in Death Valley, freshman and eventual ACC Rookie of the Year Calvin Johnson caught two of his three TD receptions in the final 1:50 -- the game-winner from Ball with five seconds left.

**2005: GEORGIA TECH 14, MIAMI 10**

In an upset of the No. 3 Hurricanes, Tashard Choice played for the injured Daniels and was superb. As was the Tech's resolute defense.

**2006: GEORGIA TECH 38, VIRGINIA TECH 27**

A year after losing 51-7 in Blacksburg, Va., Tech returned, got a quick start and two first-quarter TD catches from Johnson to win, get revenge over the Hokies and seize control of the ACC's Coastal Division.

**2007: GEORGIA TECH 33, NOTRE DAME 3**

In South Bend, the Yellow Jackets opened the season by handing the Fighting Irish one of their most embarrassing home losses.

**2008: GEORGIA TECH 31, FLORIDA STATE 28**

The Yellow Jackets' first win over the Seminoles since 1975 was decided when true freshman Rashaad Reid recovered an FSU fumble in the end zone in the final minute.

**2008: GEORGIA TECH 41, MIAMI 23**

In Atlanta, the Yellow Jackets flexed their offensive muscle with a nationally-televised win over the 23rd-ranked Hurricanes in a "Whiteout" at Bobby Dodd Stadium.

**2008: GEORGIA TECH 45, GEORGIA 42**

In Athens, Paul Johnson's first Yellow Jacket team overcame a 26-12 halftime deficit to break a seven-year skid against a Bulldog team that was ranked No. 1 in the preseason. Freshman Roddy Jones ran for 214 yards.

**2009: GEORGIA TECH 28, VIRGINIA TECH 23**

Tech's first win at home against a top-five ranked team since 1962. The fans stormed the field and tore down the goal posts in the north end zone.

**2009: GEORGIA TECH 39, CLEMSON 34**

A Yellow Jacket win in the ACC Championship Game that has been vacated, but did send Tech to the FedEx Orange Bowl.

**2012: GEORGIA TECH 68, NORTH CAROLINA 50**

In the then-highest-scoring game in ACC history, visiting Georgia Tech produced 588 yards of total offense, including 380 rushing yards, and Jamal Golden returned a kickoff 100 yards for a touchdown.

**2014: GEORGIA TECH 30, GEORGIA 24 (OT)**

In one of the most thrilling games in program history, Harrison Butker drilled a career-long 53-yard field goal on the final play of regulation to force overtime. After Zach Laskey's go-ahead touchdown in OT, D.J. White picked off a Hutson Mason pass to seal the win.

**2014 ORANGE BOWL****Georgia Tech 49, Mississippi State 34**

Justin Thomas was named the Orange Bowl MVP, rushing for 121 yards and three touchdowns, as Georgia Tech rushed for a bowl-record 452 yards in a 49-34 win over No. 7 Mississippi State on New Year's Eve.

**2015: GEORGIA TECH 22, FLORIDA STATE 16**

In one of the craziest finishes in Georgia Tech history, Patrick Gamble blocked Roberto Aguayo's 56-yard field goal attempt as time expired and Lance Austin raced 78 yards for the game-winning score to give Georgia Tech a 22-16 upset win over No. 9 Florida State in the "Miracle on Techwood Drive."

**2016: GEORGIA TECH 28, GEORGIA 27**

Trailing 27-14 going into the fourth quarter, the Yellow Jackets cut the deficit to six with a 94-yard touchdown drive midway through the final period. Lance Austin intercepted a pass at midfield with less than four minutes to go and Qua Searcy scored on a six-yard run with 30 seconds remaining (on a play that will go down in Tech lore as "The Leap") to seal the comeback victory.

## GEORGIA TECH HEAD COACHES

Geoff Collins is the 13th full-time head coach and the 20th head coach overall in Georgia Tech football history. Prior to 1904, when John Heisman became the school's first permanent head coach, the team was "coached" by professors, interested townspeople or one of the players. Professor Ernest E. West, a Naval College graduate, directed Tech's first football team in 1892. In 1893 and '94, the squad was coached by volunteers Frank O. Spain, a Mathematics professor, and Lt. Leonard Wood (who later became famous as the colonel in command of Roosevelt's Rough Riders and as Governor General of Cuba), then stationed at Ft. McPherson in Atlanta. The rules were rather lax in those days, so Spain and Wood also played on the team. The next volunteer coach of record was R.B. "Cow" Nalley in 1898, H.T. Collier in 1899-1900, Dr. Cyrus W. Strickler in 1901 and John McKee in 1902-03.

W-L-T	PCT.	OVERALL						CONFERENCE		POSTSEASON		
		HOME	PCT.	AWAY	PCT.	NEUT.	PCT.	W-L-T	PCT.	G	W-L-T	PCT.
<b>Earnest E. West • 1892 (1 season)</b>												
0-3	.000	0-2	.000	0-1	.000	0-0	.000					
<b>F. O. Spain / Lt. L. Wood • 1893-94 (2 seasons)</b>												
2-4-1	.357	1-4-1	.250	1-0	1.000	0-0	.000					
<b>No Coach • 1896-97 (2 seasons)</b>												
1-2-1	.375	0-0-1	.500	1-2	.333	0-0	.000					
<b>R.B. "Cow" Nalley • 1898 (1 season)</b>												
0-3	.000	0-0	.000	0-2	.000	0-1	.000					
<b>H.T. Collier • 1899-1900 (2 seasons)</b>												
0-9	.000	0-6	.000	0-3	.000	0-0	.000					
<b>Dr. Cyrus Strickler • 1901 (1 season)</b>												
4-0-1	.900	3-0	1.000	0-0-1	.500	1-0	1.000					
<b>John McKee • 1902-03 (2 seasons)</b>												
2-11-2	.200	1-9-1	.136	1-2-1	.375	0-0	.000					
<b>John Heisman • 1904-19 (16 seasons)</b>												
102-29-7	.764	88-24-7	.769	14-5	.737	0-0	.000					
<b>William Alexander • 1920-44 (25 seasons)</b>												
134-95-15	.580	114-48-10	.692	16-44-5	.277	4-3	.571	74-54-15	.569			
<b>Bobby Dodd • 1945-66 (22 seasons)</b>												
165-64-8	.713	105-29-5	.773	50-31-3	.613	10-4	.714	82-39-4	.674	13	9-4	.692
<b>Bud Carson • 1967-71 (5 seasons)</b>												
27-27	.500	21-13	.618	5-13	.278	1-1	.500			2	1-1	.500
<b>Bill Fulcher • 1972-73 (2 seasons)</b>												
12-10-1	.543	9-4-1	.679	1-6	.143	2-0	1.000			1	1-0	1.000
<b>Pepper Rodgers • 1974-79 (6 seasons)</b>												
34-31-2	.522	27-13-1	.671	7-17-1	.300	0-1	.000			1	0-1	.000
<b>Bill Curry • 1980-86 (7 seasons)</b>												
31-43-4	.423	19-21-2	.476	11-22-2	.343	1-0	1.000	13-8-1	.614	1	1-0	1.000
<b>Bobby Ross • 1987-91 (5 seasons)</b>												
31-26-1	.543	22-10	.688	7-15-1	.326	2-1	.667	15-18-1	.456	2	2-0	1.000
<b>Bill Lewis • 1992-94 (3 seasons)</b>												
11-19	.367	8-9	.471	3-10	.231	0-0	.000	7-15	.318	0	0-0	.000
<b>George O'Leary* • 1994-2001 (7 seasons)</b>												
52-33	.612	29-13	.690	20-18	.527	3-2	.600	36-24	.600	5	2-2	.500
<b>Mac McWhorter^</b>												
1-0	1.000										1-0	1.000
<b>Chan Gailey • 2002-07 (6 seasons)</b>												
44-32	.571	25-13	.658	17-15	.531	2-4	.333	28-20	.583	6	2-3	.400
<b>Jon Tenuta^</b>												
0-1	.000										0-1	.000
<b>Paul Johnson • 2008-18 (11 seasons)</b>												
82-60	.577	51-21	.708	27-30	.474	4-9	.308	51-37	.580	9	3-6	.333
<b>Geoff Collins • 2019-Pres. (2 season)</b>												
6-16	.273	4-9	.308	2-7	.222	0-0	.000	5-12	.294			

\* O'Leary was named interim head coach on Nov. 7, 1994 with three games remaining in the season and was permanently named head coach on Nov. 28, 1994.

^ McWhorter was interim head coach for the 2001 Seattle Bowl; Tenuta was interim head coach for the 2007 Humanitarian Bowl.

**HALL OF FAME HEAD COACHES**



**JOHN HEISMAN 1904-1919**

- College Football Hall of Fame (inducted 1954)
- 102-27-7 in 16 seasons at Georgia Tech
- Georgia Tech's first full-time head coach
- The first paid coach in the country with a salary of \$2,250 plus 30 percent of the gate
- Led Georgia Tech to its first national title in 1917 with a 9-0 record
- Coached the most-lopsided game in history in Georgia Tech's 222-0 thrashing of Cumberland in 1916
- Served as director of athletics for the Downtown Athletic Club in New York from 1926-36



**WILLIAM ALEXANDER 1920-1944**

- Member of College Football Hall of Fame (inducted 1951)
- Led Tech to 1928 national title, which was capped by a victory in the 1929 Rose Bowl
- Guided Tech to eight conference titles and coached eight all-America players
- 1942 National Coach of the Year (AFCA)
- Spent entire career at Georgia Tech, also serving as an assistant coach (1912-19) and A.D. (1920-50)



**BOBBY DODD 1945-1966**

- Member of College Football Hall of Fame as a player (inducted in 1959) and as a coach (inducted in 1993)
- Guided Georgia Tech to a 31-game winning streak from 1951-53, including a 12-0 season and national title in 1952
- Posted a 9-4 record in bowl games, including eight-straight wins
- Enjoyed a 57-year career at Tech as assistant coach (1931-44), head coach, athletics director (1950-76) and alumni association consultant until his death at age 79 on June 21, 1988



## ASSISTANT COACHES

John Anselmo	1995-97	Defensive Backs	Bryan Cook	2013-16	Quarterbacks / B-Backs
Warner Alford	1968	Junior Varsity Team	Romeo Crennel	1980	Defensive Line
	1969-70	Defense	Danny Crossman	1999-00	Defensive Ends / Special Teams
Brian Baker	1987-94	Outside Linebackers		2001	Defensive Backs / Special Teams
	1995	Defensive Coordinator / Outside LBs	Gary Crowton	1994	Co-Offensive Coordinator / QBs
George Barclay	1967	Defense	Bill Crutchfield	1968-69	Offensive Coordinator
Marvin Bass	1960	Defensive Coordinator	Bob Cummings	1957-58	B-Team Coach
Maxie Baughan	1972	Defensive Coordinator	Bill Curry	1976	Offensive Line
	1973	Assistant Head Coach / Linebackers	Joe D'Alessandris	2002-07	Offensive Line
John Bell	1954-56	Freshman Coach	Arthur Davis	1961-62	Head Freshman Coach
	1959	Head Freshman Coach	Mike Dean	1980-82	Defensive Backs
	1960-65	Offense	<b>Kerry Dixon</b>	<b>2019-pres.</b>	<b>Wide Receivers</b>
Richard Bell	1964-67	Defense	Rex Dockery	1972	Offensive Line
Buddy Bennett	1973	Defensive Backs	Bobby Dodd	1931-44	Assistant Coach
Jess Berry	1960-67	B-Team Coach	Dan Dorazio	1982-83	Offensive Line
Dick Bestwick	1967	Offensive Coordinator / Offensive Line	Randy Edsall	1998	Defensive Coordinator / Def. Backs
	1968	Defensive Coordinator / Linebackers	Ray Ellis	1945	Line Coach
	1969-71	Asst. Head Coach / Freshman Coach		1946-49	Assistant Head Coach
	1972-73	Freshman / Junior Varsity Coach	Ed Emory	1978-79	Defensive Line
	1974-75	Offensive Line	Jon Fabris	1980	Assistant Defensive Coach
Ken Blair	1974-75	Defensive Coordinator	Dave Fagg	1974	Offensive Coordinator
	1976	Offensive Ends		1975	Assistant Defensive Coach
	1977-79	Outside Linebackers		1976-78	Quarterbacks
	1980-81	Defensive Coordinator	Paul Ferraro	1999-2000	Defensive Backs
Brian Bohannon	2008-12	Quarterbacks / B-backs	Dub Fesperman	1966	Defense
John Bond	2007	Offensive Coordinator		1967	Defensive Coordinator
Bob Bossons	1951	Head Freshman Coach	Jack Fligg	1964-65	Head Freshman Coach
	1952-56	Head B-Team Coach		1984-86	Offensive Line / Tackles/Tight Ends
Dave Braine	1974-75	Assistant Defensive Coach	Bobby Franklin	1967	Freshman Coach
Chuck Bresnahan	1989-91	Inside Linebackers	Robbie Franklin	1973-75	Offensive Line
Franklin Brooks	1972	Assistant Defensive Coach	Ralph Friedgen	1987-91	Offensive Coordinator / Quarterbacks
	1973-74	Assistant Offensive Coach		1997-2000	Offensive Coordinator / Quarterbacks
	1975	Assistant Defensive Coach	Bill Fulcher	1963	Freshman Coach
	1976	Assistant Offensive Coach		1966	Defense
Frank Broyles	1951-56	Backfield Coach / Head Off. Coach		1967	Freshman Coach
Samuel Burke	1970	Freshman Coach		1969	Offense
Rusty Burns	1992-93	Quarterbacks	Marty Galbraith	1992-93	Tackles / Tight Ends
	1994	Wide Receivers	Buddy Geis	2003	Passing Game Coordinator / Receivers
<b>Nathan Burton</b>	<b>2019-pres.</b>	<b>Co-Defensive Coordinator / Safeties</b>		2004-07	Assistant Head Coach / Receivers
Craig Candeto	2017-18	Quarterbacks / B-Backs	Jerry Glanville	1968	Freshman Coach
Jim Carlen	1958-60	Freshman Coach		1969-74	Defense
	1961-65	Defense	Cary Godette	1992-93	Defensive Line
Chris Carpenter	1969-71	Offense	Billy Goodloe	1959-66	Assistant Coach
Bud Carson	1966	Defensive Coordinator	Ray Graves	1947-56	Head Line Coach
Bud Casey	1972-73	Receivers		1957-59	Assistant Head Coach
	1974	Defensive Coordinator	Al Groh	2010-12	Defensive Coordinator
	1975	Offensive Coordinator	Jack Griffin	1954-56	Offensive Ends
	1976-77	Running Backs		1957-66	Offensive Coordinator
Craig Cason	1994	Tight Ends / Special Teams		1967-71	Offensive Assistant / Asst. Head Coach
Mike Cassity	1992-93	Defensive Coordinator / Def. Backs	Johnny Griffith	1964-66	B-Team
Bob Casullo	1995-97	Running Backs / Special Teams	Al Guy	1976	Defensive Backs
	1998	Special Teams / Defensive Ends	John Guy	1981-82	Defensive Line
				1983-84	Outside Linebackers
Russell Charles	1975-76	Assistant Offensive Coach		1985-86	Defensive Ends
<b>Tashard Choice</b>	<b>2019-pres.</b>	<b>Running Backs / Offensive Recruiting Coordinator</b>	H.B. "Bo" Hagan	1951	Assistant Freshman Coach
				1952-53	Head Freshman Coach
Andy Christoff	1986	Defensive Backs	Brick Haley	2002-03	Linebackers
Ron Cobb	1976-77	Defensive Line	Les Hanly	1978-79	Offensive Line
Arthur Coleman	1952-60	Defensive Ends / Outside Linebackers	Tim Harkness	1983	Tight Ends/Receivers
<b>Marco Coleman</b>	<b>2019-pres.</b>	<b>Defensive Ends / Outside Linebackers</b>	Mark Hendrickson	1985-86	Receivers / Junior Varsity Coach
				1987-91	Tight Ends / Special Teams
<b>Geoff Collins</b>	<b>2001</b>	<b>Tight Ends</b>	Jim Higdon	1974	Assistant
Keith Colson	1983	Wide Receivers	Stan Hixon	1995-99	Wide Receivers
	1984-85	Defensive Backs	Jeff Hollis	1982	Offensive Line
	1986	Rovers & Bandits	Jeep Hunter	2006-07	Tight Ends





Mark Hunter	1980-81	Offensive Line
Willie Hunter	1977	Offensive Line
Dave Huxtable	1992-95	Inside Linebackers
	1996-97	Defensive Coordinator / ILBs
Richard Inman	1957-58	B-Team Coach
	1959-65	Defense
Brian Jean-Mary	2004-09	Linebackers
Richard Jones	1948	Head Freshman Coach
	1950-51	Assistant Line Coach
Bill Jordan	1950	End Coach
Dwight Keith	1942	Freshman Coach
	1945-50	Backfield
	1951	B-Team Coach
David Kelly	2000-01	Wide Receivers
Charles Kelly	2006	Wide Receivers
	2007	Special Teams
	2008-09	Cornerbacks
	2010-12	Defensive Backs
<b>Brent Key</b>	<b>2019-pres.</b>	<b>Asst. Head Coach / Run Game Coordinator / Offensive Line</b>
<b>Larry Knight</b>	<b>2019-pres.</b>	<b>Defensive Line / Defensive Recruiting Coordinator</b>
James Landrum	1956-67	Recruiting
Rick Lantz	1982-83	Defensive Coordinator
Al Lavan	1977	Receivers
	1978	Running Backs
Lamar Leachman	1968	Offense
	1969-70	Defense
	1971	Defensive Coordinator
Bill Lewis	1971-72	Defensive Backs
Don Lindsey	1984-86	Defensive Coord. / Asst. Head Coach
Jim Luck	1955-73	Assistant B-Team Coach
Sam Lyle	1951-53	Assistant Coach
George Manning	1947	Assistant B-Team Coach
	1948	Line
Doug Marrone	1995	Football Operations
	1996	Tight Ends
	1997-99	Offensive Line
Roy McArthur	1934-41	B-Team Coach
	1947-50	B-Team Coach
Peter McCarty	2001	Defensive Tackles
Andy McCollum	2010-12	Defensive Line / Recruiting Coordinator
	2013-15	Inside Linebackers / Recruiting Coord.
	2016-17	Safeties / Recruiting Coordinator
	2018	Inside Linebackers
Jeff McLean	1980-81	Running Backs
Bill McCullough	1975-79	Strength Coach
John McKenna	1966	Freshman Coach
Mac McWhorter	1980	Wide Receivers
	1981-84	Offensive Line
	1985-86	Assistant Head Coach / Operations
	2000	Offensive Line
	2001	Offensive Line / Assistant Head Coach
	2001	Interim Head Coach
Bob Miller	1941	Assistant B-Team Coach
	1942-45	Line
	1946-55	Assistant B-Team Coach
John Misciagna	1989	Tight Ends
Curtis Modkins	2002	Defensive Backs
	2003-07	Running Backs
Jeff Monken	2008-09	A-Backs / Special Teams
Tom Moore	1970-71	Offense
Larry New	1983-86	Defensive Line
	1995-97	Defensive Line / Assistant Head Coach

Patrick Nix	2002	Running Backs / Recruiting Coordinator
	2003	Running Game Coordinator / QBs
	2004-06	Offensive Coordinator / Quarterbacks
Greg Nord	1992-94	Running Backs
Bill O'Brien	1998	Running Backs
	1999-2000	Running Backs / Recruiting Coordinator
	2001-02	Offensive Coordinator
George O'Leary	1987-91, '94	Defensive Coordinator / Defensive Line
Steve Ortmayer	1974	Offense
Lamar Owens	2010-15	A-Backs
	2016-18	A-Backs / Special Teams Coordinator
Bill Pace	1973	Offensive Coordinator
Dwain Painter	1982-86	Offensive Coordinator
<b>Dave Patenaude</b>	<b>2019-pres.</b>	<b>Offensive Coordinator / Quarterbacks</b>
Mike Pelton	2013-17	Defensive Line
Joe Pittard	1943-70	Assistant B-Team / Freshman Coach
Joe Popp	N/A	
Al "Buzz" Preston	2008-18	Wide Receivers
<b>Jeff Popovich</b>	<b>2019-pres.</b>	<b>Cornerbacks / Defensive Special Teams Coordinator</b>
Chuck Prierer	1987-91	Defensive Backs
Tommy Raye	2002	Special Teams
Floyd Reese	1974	Defense
Jerome Riase	2018	Defensive Line
Charlie Rizzo	1987-88	Inside Linebackers
Jimmy Robinson	1987-89	Wide Receivers
Tommie Robinson	2002	Wide Receivers
	2003-05	Tight Ends
Ted Roof	1998	Linebackers
	1999-2001	Defensive Coordinator / Linebackers
	2013-15	Def. Coordinator / Outside Linebackers
	2016-17	Defensive Coordinator / Linebackers
Brad Roper	1980-81	Tight Ends
Ray Rychleski	2014-15	Special Teams Coord. / Co-Off. Line
Bob Sanders	1978	Defensive Line
Rip Scherer	1980	Quarterbacks
	1981	Offensive Coordinator
	1982-83	Running Backs
	1984	Assistant Head Coach -- Operations
	1986	Assistant Head Coach -- Offense
Mike Sewak	2008-11	Co-Offensive Line
	2012-18	Offensive Line
Steve Shankweiler	1992-94	Offensive Coordinator / OL
Steve Sloan	1972	Offensive Coordinator
Danny Smith	1987-91	Running Backs
	1992-93	Assistant Head Coach / Wide Receivers
	1994	Assistant Head Coach / Defensive
<b>Backs</b>		
Giff Smith	2004-05	Defensive Line
	2006-09	Defensive Line / Recruiting Coordinator
Rick Smith	1977	JV Coach / Assistant Defensive Coach
	1982-85	Defensive Backs
Joe Speed	2010-12	Inside Linebackers
	2013-15	Defensive Backs
	2016-18	Cornerbacks
Glenn Spencer	2001	Running Backs
	2002-03	Defensive Line
Todd Spencer	2008-11	Co-Offensive Line
Steve Spurrier	1979	Quarterbacks
Dave Sollazzo	1999-2000	Defensive Line
Terry Strock	1990-91	Wide Receivers
Eric Taggart	1976	JV Coach

## ASSISTANT COACHES

Charlie Tate	1957-58	Freshman Coach
	1959-60	Offense
	1961-63	Defensive Coordinator
Jon Tenuta	2002	Defensive Coordinator
	2003-05	Defensive Coordinator / Def. Backs
	2006-07	Associate Head Coach / Defensive Coordinator / Def. Backs
Bob Thalman	1967-68	Defense
<b>Andrew Thacker 2019-pres. Defensive Coordinator / Linebackers</b>		
Lance Thompson	1995	Tight Ends / Recruiting Coordinator
	1996-97	Defensive Ends / Recruiting Coordinator
	1998	Defensive Line / Recruiting Coordinator
	2001	Defensive Ends / Recruiting Coordinator
Larry Travis	1977	Offensive Line
	1978-80	Offensive Coordinator / Offensive Line
Terry Tuley	1978-79	Receivers
	1980	Running Backs
	1981	Receivers
A.G. "Whitey" Urban	1951-59	Offensive Line
Norm Van Brocklin	1979	Running Backs
Dave Walkosky	2012-13	Special Teams Coordinator
Pat Watson	1987-91	Offensive Line
	1995-96	Offensive Coordinator / Offensive Line
Ron West	2016-18	Co-Offensive Line
Jack Westbrook	1977	Defensive Backs
	1978-79	Defensive Coordinator / Def. Backs
<b>Chris Wiesehan 2019-pres. Tight Ends / Offensive Special Teams Coordinator</b>		
Eric Wilcox	1970	Freshman Coach
Bob Williams	1972-73	Defensive Line
Jack Williams	1972-73	Running Backs
Billy Williamson	1968-71	Defense
Barry Wilson	1977-82	Inside Linebackers
David Wilson	2002	Football Operations
	2003-05	Special Teams / Recruiting Coordinator
Eddie Wilson	1995-96	Quarterbacks
	1997-2000	Tight Ends
Chip Wisdom	1985-86	Running Backs
Carl Wise	1957-58	Offensive Backfield
Dave Wommack	2008-09	Defensive Coordinator
Shiel Wood	2018	Safeties Coach
Lewis Woodruff	1947-50	Freshman Coach
	1951-60	Defensive Backfield
	1961-67	Offensive Backfield
Nate Woody	2018	Defensive Coordinator



YEAR	COACH	CONFERENCE	OVERALL RECORD				CONFERENCE RECORD			
			W-L	H	A	N	W-L	FINISH	H	A
1892	Earnest E. West	No Affiliation	0-3	0-2	0-1	0-0				
1893	F.O. Spain / Lt. L. Wood	No Affiliation	2-1-1	1-1-1	1-0	0-0				
1894	F.O. Spain / Lt. L. Wood	No Affiliation	0-3	0-3	0-0	0-0				
1895	No Team									
1896	No Coach	No Affiliation	1-1-0	0-0-1	1-1	0-0				
1897	No Coach	No Affiliation	0-1	0-0	0-1	0-0				
1898	R.B. "Cow" Nalley	No Affiliation	0-3	0-0	0-2	0-1				
1899	H.T. Collier	No Affiliation	0-5	0-2	0-3	0-0				
1900	H.T. Collier	No Affiliation	0-4	0-4	0-0	0-0				
1901	Dr. Cyrus Strickler	No Affiliation	4-0-1	3-0	0-0-1	1-0				
1902	John McKee	No Affiliation	0-6-2	0-5-1	0-1-1	0-0				
1903	John McKee	No Affiliation	2-5	1-4	1-1	0-0				
1904	John Heisman	No Affiliation	8-1-1	8-0-1	0-1	0-0				
1905	John Heisman	No Affiliation	6-0-1	6-0-1	0-0	0-0				
1906	John Heisman	No Affiliation	5-3-1	5-3-1	0-0	0-0				
1907	John Heisman	No Affiliation	4-4	4-3	0-1	0-0				
1908	John Heisman	No Affiliation	6-3	5-3	1-0	0-0				
1909	John Heisman	No Affiliation	7-2	5-2	2-0	0-0				
1910	John Heisman	No Affiliation	5-3	4-3	1-0	0-0				
1911	John Heisman	No Affiliation	6-2-1	5-2-1	1-0	0-0				
1912	John Heisman	No Affiliation	5-3-1	2-3-1	3-0	0-0				
1913	John Heisman	No Affiliation	7-2	4-2	3-0	0-0				
1914	John Heisman	No Affiliation	6-2	6-1	0-1	0-0				
1915	John Heisman	No Affiliation	7-0-1	6-0-1	1-0	0-0				
1916	John Heisman	SIAA	8-0-1	7-0-1	1-0	0-0				
1917	John Heisman	SIAA	9-0	8-0	1-0	0-0				
1918	John Heisman	SIAA	6-1	6-0	0-1	0-0				
1919	John Heisman	SIAA	7-3	7-2	0-1	0-0				
1920	William Alexander	SIAA	8-1	7-0	1-1	0-0				
1921	William Alexander	SIAA	8-1	8-0	0-0	0-1				
1922	William Alexander	Southern	7-2	7-1	0-1	0-0	4-0			
1923	William Alexander	Southern	3-2-4	3-0-4	0-2	0-0	1-0-4			
1924	William Alexander	Southern	5-3-1	5-2-1	0-1	0-0	3-2-1			
1925	William Alexander	Southern	6-2-1	4-2-1	1-0	1-0	4-1-1			
1926	William Alexander	Southern	4-5	4-4	0-1	0-0	4-3			
1927	William Alexander	Southern	8-1-1	8-0	0-1-1	0-0	7-0-1			
1928	William Alexander	Southern	10-0	7-0	2-0	1-0	7-0	1st		
1929	William Alexander	Southern	3-6	3-3	0-3	0-0	3-5			
1930	William Alexander	Southern	2-6-1	2-4	0-2-1	0-0	2-4-1			
1931	William Alexander	Southern	2-7-1	2-4	0-3-1	0-0	2-4-1			
1932	William Alexander	Southern	4-5-1	2-3-1	2-2	0-0	4-4-1			
1933	William Alexander	SEC	5-5	4-4	1-1	0-0	2-5	11th		
1934	William Alexander	SEC	1-9	1-4	0-5	0-0	0-6	11th		
1935	William Alexander	SEC	5-5	5-2	0-3	0-0	3-4	8th		
1936	William Alexander	SEC	5-5-1	5-3	0-2-1	0-0	3-3-1	t6th		
1937	William Alexander	SEC	6-3-1	4-2-1	2-1	0-0	3-2-1	6th		
1938	William Alexander	SEC	3-4-3	3-1-2	0-3-1	0-0	2-1-3	5th		
1939	William Alexander	SEC	8-2	5-1	2-1	1-0	6-0	t1st		
1940	William Alexander	SEC	3-7	3-3	0-4	0-0	1-5	12th		
1941	William Alexander	SEC	3-6	3-3	0-3	0-0	2-4	9th		
1942	William Alexander	SEC	9-2	6-0	3-1	0-1	4-1	t2nd		
1943	William Alexander	SEC	8-3	6-1	1-2	1-0	3-0	1st		
1944	William Alexander	SEC	8-3	7-1	1-1	0-1	4-0	1st		
1945	Bobby Dodd	SEC	4-6	2-5	2-1	0-0	2-2	t5th		
1946	Bobby Dodd	SEC	9-2	6-0	2-2	1-0	4-2	4th		
1947	Bobby Dodd	SEC	10-1	7-0	2-1	1-0	4-1	2nd		
1948	Bobby Dodd	SEC	7-3	5-2	2-1	0-0	4-3	5th		
1949	Bobby Dodd	SEC	7-3	6-1	1-2	0-0	5-2	4th		
1950	Bobby Dodd	SEC	5-6	3-4	2-2	0-0	4-2	5th		

<b>BOWL / CONFERENCE TITLE / NATIONAL TITLE</b>	
<b>YEAR</b>	
1892	
1893	
1894	
1895	
1896	
1897	
1898	
1899	
1900	
1901	
1902	
1903	
1904	
1905	
1906	
1907	
1908	
1909	
1910	
1911	
1912	
1913	
1914	
1915	
1916	SIAA Champion
1917	SIAA Champion   National Champion
1918	SIAA Co-Champion
1919	
1920	SIAA Co-Champion
1921	SIAA Co-Champion
1922	Southern Co-Champion
1923	
1924	
1925	
1926	
1927	Southern Co-Champion
1928	Southern Champion   Rose Bowl   National Co-Champion
1929	
1930	
1931	
1932	
1933	
1934	
1935	
1936	
1937	
1938	
1939	SEC Co-Champion   Orange Bowl
1940	
1941	
1942	Cotton Bowl
1943	SEC Champion   Sugar Bowl
1944	SEC Champion   Orange Bowl
1945	
1946	Oil Bowl
1947	Orange Bowl
1948	
1949	
1950	



YEAR	COACH	CONFERENCE	OVERALL RECORD				CONFERENCE RECORD			
			W-L	H	A	N	W-L	FINISH	H	A
1951	Bobby Dodd	SEC	11-0-1	6-0-1	4-0	1-0	7-0	1st		
1952	Bobby Dodd	SEC	12-0	8-0	3-0	1-0	6-0	1st		
1953	Bobby Dodd	SEC	9-2-1	6-0	2-2-1	1-0	4-1-1	2nd		
1954	Bobby Dodd	SEC	8-3	5-2	2-1	1-0	6-2	2nd		
1955	Bobby Dodd	SEC	9-1-1	5-1	3-0-1	1-0	4-1-1	3rd		
1956	Bobby Dodd	SEC	10-1	4-1	5-0	1-0	7-1	2nd		
1957	Bobby Dodd	SEC	4-4-2	2-2-2	2-2	0-0	3-4-1	8th		
1958	Bobby Dodd	SEC	5-4-1	4-1-1	1-3	0-0	2-3-1	t8th		
1959	Bobby Dodd	SEC	6-5	2-3	4-1	0-1	3-3	7th		
1960	Bobby Dodd	SEC	5-5	4-1	1-4	0-0	4-4	7th		
1961	Bobby Dodd	SEC	7-4	5-0	2-3	0-1	4-3	t4th		
1962	Bobby Dodd	SEC	7-3-1	4-1-1	3-1	0-1	5-2	4th		
1963	Bobby Dodd	SEC	7-3	5-1	2-2	0-0	4-3	6th		
1964	Bobby Dodd	Independent	7-3	4-2	2-1	1-0				
1965	Bobby Dodd	Independent	7-3-1	5-2	1-1-1	1-0				
1966	Bobby Dodd	Independent	9-2	7-0	2-1	0-1				
1967	Bud Carson	Independent	4-6	3-3	1-3	0-0				
1968	Bud Carson	Independent	4-6	3-3	1-3	0-0				
1969	Bud Carson	Independent	4-6	4-3	0-3	0-0				
1970	Bud Carson	Independent	9-3	6-1	2-2	1-0				
1971	Bud Carson	Independent	6-6	5-3	1-2	0-1				
1972	Bill Fulcher	Independent	7-4-1	5-1-1	1-3	1-0				
1973	Bill Fulcher	Independent	5-6	4-3	0-3	1-0				
1974	Pepper Rodgers	Independent	6-5	5-2	1-3	0-0				
1975	Pepper Rodgers	Independent	7-4	6-2	1-2	0-0				
1976	Pepper Rodgers	Independent	4-6-1	3-3-1	1-3	0-0				
1977	Pepper Rodgers	Independent	6-5	4-2	2-3	0-0				
1978	Pepper Rodgers	Independent	7-5	5-2	2-2	0-1				
1979	Pepper Rodgers	ACC#	4-6-1	4-2	0-4-1	0-0				
1980	Bill Curry	ACC#	1-9-1	1-4-1	0-5	0-0				
1981	Bill Curry	ACC#	1-10	0-6	1-4	0-0				
1982	Bill Curry	ACC#	6-5	3-2	3-3	0-0				
1983	Bill Curry	ACC#	3-8	2-4	1-4	0-0	3-2	3rd	2-1	1-1
1984	Bill Curry	ACC	6-4-1	4-2	2-2-1	0-0	2-2-1	5th	1-1	1-1-1
1985	Bill Curry	ACC	9-2-1	5-2	3-0-1	1-0	5-1	2nd	2-1	3-0
1986	Bill Curry	ACC	5-5-1	4-1-1	1-4	0-0	3-3	4th	2-1	1-2
1987	Bobby Ross	ACC	2-9	2-5	0-4	0-0	0-6	8th	0-3	0-3
1988	Bobby Ross	ACC	3-8	3-3	0-5	0-0	0-7	8th	0-3	0-4
1989	Bobby Ross	ACC	7-4	6-1	1-3	0-0	4-3	t4th	3-1	1-2
1990	Bobby Ross	ACC	11-0-1	6-0	4-0-1	1-0	6-0-1	1st	3-0	3-0-1
1991	Bobby Ross	ACC	8-5	5-1	2-3	1-1	5-2	t2nd	4-0	1-2
1992	Bill Lewis	ACC	5-6	4-2	1-4	0-0	4-4	t4th	3-2	1-2
1993	Bill Lewis	ACC	5-6	3-3	2-3	0-0	3-5	6th	1-2	2-3
1994 <sup>1</sup>	Bill Lewis	ACC	1-10	1-5	0-5	0-0	0-8	9th	0-4	0-4
1995	George O'Leary	ACC	6-5	4-2	2-3	0-0	5-3	4th	3-1	2-2
1996	George O'Leary	ACC	5-6	4-2	1-4	0-0	4-4	5th	3-1	1-3
1997	George O'Leary	ACC	7-5	3-2	3-3	1-0	5-3	t3rd	3-1	2-2
1998	George O'Leary	ACC	10-2	4-2	5-0	1-0	7-1	t1st	3-1	4-0
1999	George O'Leary	ACC	8-4	6-0	2-3	0-1	5-3	t2nd	4-0	1-3
2000	George O'Leary	ACC	9-3	5-1	4-1	0-1	6-2	t2nd	3-1	3-1
2001 <sup>2</sup>	George O'Leary	ACC	8-5	3-3	3-2	2-0	4-4	t4th	2-2	2-2
2002	Chan Gailey	ACC	7-6	4-2	3-3	0-1	4-4	5th	2-2	2-2
2003	Chan Gailey	ACC	7-6	4-2	2-4	1-0	4-4	4th	3-1	1-3
2004	Chan Gailey	ACC	7-5	3-3	3-2	1-0	4-4	t6th	1-3	3-1
2005	Chan Gailey	ACC	7-5	4-2	3-2	0-1	5-3	3rd, Coastal	3-1	2-2
2006	Chan Gailey	ACC	9-5	6-1	3-2	0-2	7-1	1st, Coastal	4-0	3-1
2007	Chan Gailey	ACC	7-6	4-3	3-2	0-1	4-4	3rd, Coastal	2-2	2-2
2008	Paul Johnson	ACC	9-4	6-1	3-2	0-2	5-3	t1st, Coastal	3-1	2-2
2009	Paul Johnson	ACC	10-3%	5-1	5-1	0-1	7-1	t1st, Coastal	4-0	3-1

<b>BOWL / CONFERENCE TITLE / NATIONAL TITLE</b>	
<b>YEAR</b>	
1951	SEC Champion   Orange Bowl
1952	SEC Champion   Sugar Bowl   National Co-Champion
1953	Sugar Bowl
1954	Cotton Bowl
1955	Sugar Bowl
1956	Gator Bowl
1957	
1958	
1959	Gator Bowl
1960	
1961	Gator Bowl
1962	Bluebonnet Bowl
1963	
1964	
1965	Gator Bowl
1966	Orange Bowl
1967	
1968	
1969	
1970	Sun Bowl
1971	Peach Bowl
1972	Liberty Bowl
1973	
1974	
1975	
1976	
1977	
1978	Peach Bowl
1979	
1980	
1981	
1982	
1983	
1984	
1985	All-American Bowl
1986	
1987	
1988	
1989	
1990	ACC Champion   Citrus Bowl   National Champion
1991	Aloha Bowl
1992	
1993	
1994	
1995	
1996	
1997	Carquest Bowl
1998	ACC Co-Champion   Gator Bowl
1999	Gator Bowl
2000	Peach Bowl
2001	Seattle Bowl
2002	Silicon Valley Classic
2003	Humanitarian Bowl
2004	Champs Sports Bowl
2005	Emerald Bowl
2006	ACC Coastal Division Champion   Gator Bowl
2007 <sup>3</sup>	Humanitarian Bowl
2008	Humanitarian Bowl
2009	ACC Coastal Division Champion   Orange Bowl

YEAR	COACH	CONFERENCE	OVERALL RECORD				CONFERENCE RECORD			
			W-L	H	A	N	W-L	FINISH	H	A
2010	Paul Johnson	ACC	6-7	4-2	2-4	0-1	4-4	13rd, Coastal	2-2	2-2
2011	Paul Johnson	ACC	8-5	5-2	3-2	0-1	5-3	12nd, Coastal	3-1	2-2
2012	Paul Johnson	ACC	7-7	4-3	2-3	1-1	5-3	11st, Coastal	3-1	2-2
2013	Paul Johnson	ACC	7-6	5-2	2-3	0-1	5-3	12nd, Coastal	3-1	2-2
2014	Paul Johnson	ACC	11-3	5-1	5-1	1-1	6-2	1st, Coastal	3-1	3-1
2015	Paul Johnson	ACC	3-9	3-4	0-5	0-0	1-7	7th, Coastal	1-3	0-4
2016	Paul Johnson	ACC	9-4	5-2	2-2	2-0	4-4	5th, Coastal	2-2	2-2
2017	Paul Johnson	ACC	5-6	5-1	0-4	0-1	4-4	3rd, Coastal	4-0	0-4
2018	Paul Johnson	ACC	7-6	4-2	3-3	0-1	5-3	2nd, Coastal	2-2	3-1
2019	Geoff Collins	ACC	3-9	2-5	1-4	0-0	2-6	7th, Coastal	1-3	1-3
2020	Geoff Collins	ACC	3-7	2-4	1-3	0-0	3-6	11th @	2-3	1-3

**NOTES**

- # – Georgia Tech joined the ACC in 1979 and became eligible for ACC championship in 1983
- % – Georgia Tech vacated win in 2009 ACC Championship Game due to NCAA sanctions
- 1 – George O’Leary served as interim head coach for final three games
- 2 – Mac McWhorter served as interim head coach for the Seattle Bowl
- 3 – Jon Tenuta served as interim head coach for the Humanitarian Bowl
- @ - No divisions in 2020 due to Covid-19 pandemic

YEARS	OVERALL RECORD								
	G	W-L-T	PCT	H	PCT	A	PCT	N	PCT
1892-1899	22	3-17-2	.182	1-8-2	.182	2-8	.200	0-1	.000
1900-1909	76	42-28-6	.592	37-24-4	.600	4-4-2	.500	1-0	1.000
1910-1919	86	66-16-4	.761	55-13-4	.792	11-3	.786	0-0	.000
1920-1929	92	62-23-7	.712	56-12-6	.797	4-10-1	.300	2-1	.667
1930-1939	100	41-51-8	.450	33-28-4	.538	7-23-4	.265	1-0	1.000
1940-1949	104	68-36	.654	51-16	.761	14-18	.438	3-2	.600
1950-1959	111	79-26-6	.739	45-14-4	.746	28-11-2	.707	6-6	.857
1960-1969	104	61-41-2	.596	44-16-1	.729	15-22-1	.408	2-3	.400
1970-1979	114	61-50-3	.548	47-21-2	.686	11-27-1	.295	3-2	.600
1980-1989	111	43-64-4	.405	30-30-2	.500	12-34-2	.271	1-0	1.000
1990-1999	116	66-49-1	.573	40-19	.678	22-28-1	.441	4-2	.667
2000-2009	128	80-48	.625	44-19	.698	32-21	.604	4-8	.333
2010-2019	128	66-62	.516	42-24	.636	20-31	.392	4-7	.364
2020-Present	10	3-7	.300	2-4	.333	1-3	.250	0-0	.000

BOWL / CONFERENCE TITLE / NATIONAL TITLE	
YEAR	
2010	Independence Bowl
2011	Sun Bowl
2012	ACC Coastal Division Champion   Sun Bowl
2013	Music City Bowl
2014	ACC Coastal Division Champion   Orange Bowl
2015	
2016	TaxSlayer Bowl Champion
2017	
2018	Quick Lane Bowl
2019	
2020	

YEARS	CONFERENCE RECORD						BOWL RECORD			
	G	W-L	PCT	H	PCT	A	PCT	G	W-L	PCT
1892-1899										
1900-1909										
1910-1919										
1920-1929	51	33-11-7	.716					1	1-0	1.000
1930-1939	68	27-33-8	.456					1	1-0	1.000
1940-1949	53	33-20	.623					5	3-2	.600
1950-1959	67	46-17-4	.716					7	6-1	.857
1960-1969	29	17-12	.586					4	1-3	.250
1970-1979								4	2-2	.500
1980-1989	42	17-24-1	.417	10-11-0	.476	7-13-1	.357	1	1-0	1.000
1990-1999	78	44-33-1	.571	27-12-0	.692	17-21-1	.449	5	4-1	.800
2000-2009	80	50-30	.625	27-13	.675	23-17	.575	10	3-7	.300
2010-2019	80	41-39	.513	24-16	.600	17-23	.425	7	3-4	.429
2020-Present	9	3-6	.333	2-3	.400	1-3	.250			



**1892** (H: 0-2, A: 0-1) **0-3** **1900** (H: 0-4) **0-4**

**Coach:** Earnest E. West

DATE	OPPONENT	W/L	SCORE	REC
N 5	Mercer (Central Park)	L	6-12	0-1
N 19	Vanderbilt (Piedmont Park)	L	10-20	0-2
N 25	Auburn (Brisbine Park) (FRI)	L	0-26	0-3

**1893** (H: 1-1-1, A: 1-0) **2-1-1**

**Coaches:** Frank O. Spain & Lt. Leonard Wood

**Captain:** W.W. Hunter

DATE	OPPONENT	W/L	SCORE	REC
N 4	at Georgia	W	28-6	1-0-0
N 11	Mercer	W	10-6	2-0-0
N 30	St. Albans <sup>1</sup> (T)	L	0-6	2-1-0
D 7	Auburn (THU)	T	0-0	2-1-1

1 – Played at Piedmont Park

**1894** (H: 0-3) **0-3**

**Coaches:** Frank O. Spain & Lt. Leonard Wood

**Captain:** Thomas Ratoul

DATE	OPPONENT	W/L	SCORE	REC
O 27	Savannah A.A.	L	0-8	0-1
N 17	Auburn <sup>1</sup>	L	0-94	0-2
N 29	Ft. McPherson <sup>1</sup> (T)	L	0-34	0-3

1 – Played at Athletic Park

**1895**

**NO TEAM**

**1896** (H: 0-0-1, A: 1-1) **1-1-1**

**No Captain or Coach**

DATE	OPPONENT	W/L	SCORE	REC
O 31	at Mercer (Central Park)	W	6-4	1-0-0
N 7	at Auburn	L	0-45	1-1-0
N 21	Mercer (Brisbine Park)	T	12-12	1-1-1

**1897** (H: 0-0, A: 0-1) **0-1**

**No Captain or Coach**

DATE	OPPONENT	W/L	SCORE	REC
O 23	at Georgia	L	0-28	0-1

**1898** (H: 0-0, A: 0-2, N: 0-1) **0-3**

**Coach:** R.B. "Cow" Nalley

**No Captain**

DATE	OPPONENT	W/L	SCORE	REC
N 5	at Auburn	L	6-29	0-1
N 24	vs. Clemson <sup>1</sup> (T)	L	0-23	0-2
D 22	at Georgia (THU)	L	0-15	0-3

1 – Played in Augusta, Ga.

**1899** (H: 0-2, A: 0-3) **0-5**

**Coach:** H.T. Collier

**Captain:** Pete Wooley

DATE	OPPONENT	W/L	SCORE	REC
O 14	at Auburn	L	0-63	0-1
O 23	Sewanee (MON)	L	0-30	0-2
O 28	at Georgia	L	0-20	0-3
N 11	Nashville	L	0-15	0-4
N 30	at Clemson <sup>1</sup> (T)	L	5-41	0-5

1 – Played in Greenville, S.C.

**Coach:** H.T. Collier

**Captain:** W.J. Holman

DATE	OPPONENT	W/L	SCORE	REC
O 13	Georgia	L	0-12	0-1
O 20	Nashville	L	0-23	0-2
O 29	Sewanee (MON)	L	0-34	0-3
D 7	Davidson (FRI)	L	6-38	0-4

Home games played at Piedmont Park

**1901** (H: 3-0, A: 0-0-1, N: 1-0) **4-0-1**

**Coach:** Dr. Cyrus W. Strickler

**Captain:** A.B. Hollison

DATE	OPPONENT	W/L	SCORE	REC
O 12	Gordon	W	29-0	1-0-0
O 15	Furman (TUE)	W	17-0	2-0-0
O 18	vs. Wofford <sup>1</sup> (FRI)	W	33-0	3-0-0
O 26	at Furman	T	5-5	3-0-1
N 9	South Carolina	W	13-0	4-0-1

1 – Played in Augusta, Ga.

Home games played at Piedmont Park

**1902** (H: 0-5-1, A: 0-1-1) **0-6-2**

**Coach:** John McKee

**Captain:** Bully Young

DATE	OPPONENT	W/L	SCORE	REC
O 11	Auburn	L	6-18	0-1-0
O 18	Clemson	L	5-44	0-2-0
O 25	Georgia	T	0-0	0-2-1
N 1	at Furman	T	0-0	0-2-2
N 8	St. Albans	L	0-17	0-3-2
N 13	Davidson (THU)	L	6-7	0-4-2
N 22	Tennessee	L	6-10	0-5-2
N 27	at Alabama <sup>1</sup> (T)	L	0-26	0-6-2

1 – Played at Birmingham, Ala.

Home games played at Brisbine Park

**1903** (H: 1-4, A: 1-1) **2-5**

**Coach:** John McKee

**Captain:** Jesse Thrash

DATE	OPPONENT	W/L	SCORE	REC
O 17	Clemson	L	0-73	0-1
O 24	Georgia	L	0-38	0-2
O 31	at Samford	W	37-0	1-2
N 7	Florida State	W	17-0	2-2
N 14	Auburn	L	5-10	2-3
N 21	at Tennessee	L	0-11	2-4
N 26	South Carolina (T)	L	0-16	2-5

Home games played at Piedmont Park



**JOHN HEISMAN****Head Coach (1904-19)****16 seasons****Record:** 102-29-7 (.764)**1904** (H: 8-0-1, A: 0-1) **8-1-1****Captain:** Barlen Moore

DATE	OPPONENT	W/L	SCORE	REC
O 1	Ft. McPherson	W	11-5	1-0-0
O 8	Florida State	W	35-0	2-0-0
O 15	Mooney School (Tenn.)	W	51-0	3-0-0
O 17	Florida (MON)	W	77-0	4-0-0
O 22	Tennessee	W	2-0	5-0-0
O 29	at Auburn	L	0-12	5-1-0
N 5	Clemson	T	11-11	5-1-1
N 12	Georgia	W	23-6	6-1-1
N 16	Tennessee Meds (WED)	W	59-0	7-1-1
N 24	Cumberland (T)	W	18-0	8-1-1

Home games played at Piedmont Park

**1905** (H: 6-0-1) **6-0-1****Captain:** Louie Clark

DATE	OPPONENT	W/L	SCORE	REC
O 7	Dahlonoga	W	54-0	1-0-0
O 21	Alabama	W	12-5	2-0-0
O 28	Cumberland	W	18-0	3-0-0
N 4	Tennessee	W	45-0	4-0-0
N 11	Sewanee	T	18-18	4-0-1
N 18	Georgia	W	46-0	5-0-1
N 30	Clemson (T)	W	17-12	6-0-1

Home games played on campus at The Flats, future site of Grant Field

**1906** (H: 5-3-1) **5-3-1****Captain:** E.C. Davies

DATE	OPPONENT	W/L	SCORE	REC
S 29	Maryville	T	6-6	0-0-1
O 6	Dahlonoga	W	11-0	1-0-1
O 13	Grant University (Tenn.)	W	18-0	2-0-1
O 20	Sewanee	L	0-16	2-1-1
O 27	Davidson	W	4-0	3-1-1
N 3	Auburn	W	11-0	4-1-1
N 10	Georgia	W	17-0	5-1-1
N 17	Vanderbilt	L	6-37	5-2-1
N 29	Clemson (T)	L	0-10	5-3-1

Home games played at The Flats

**1907** (H: 4-3, A: 0-1) **4-4****Captain:** C.A. Sweet

DATE	OPPONENT	W/L	SCORE	REC
O 5	Gordon <sup>1</sup>	W	51-0	1-0
O 12	Dahlonoga <sup>1</sup>	W	70-0	2-0
O 19	Tennessee <sup>2</sup>	W	6-4	3-0
O 26	Auburn <sup>2</sup>	L	6-12	3-1
N 2	Georgia <sup>2</sup>	W	10-6	4-1
N 9	Sewanee <sup>2</sup>	L	0-18	4-2
N 16	at Vanderbilt	L	0-54	4-3
N 28	Clemson <sup>2</sup> (T)	L	5-6	4-4

<sup>1</sup> - Played at The Flats<sup>2</sup> - Played at Ponce de Leon Park

■ From 1908-11, home games played at Ponce de Leon Park.

**1908** (H: 5-3, A: 1-0) **6-3****Captain:** L.W. Robert

DATE	OPPONENT	W/L	SCORE	REC
O 3	Gordon	W	32-0	1-0
O 10	Mooney School (Tenn.)	W	30-0	2-0
O 17	Mississippi State	W	23-0	3-0
O 24	Alabama	W	11-6	4-0
O 31	Tennessee	L	5-6	4-1
N 7	Auburn	L	0-44	4-2
N 14	Sewanee	L	0-6	4-3
N 19	at Mercer	W	16-6	5-3
N 26	at Clemson (T)	W	30-6	6-3

**1909** (H: 5-2, A: 2-0) **7-2****Captain:** John Davis

DATE	OPPONENT	W/L	SCORE	REC
O 2	Gordon	W	18-6	1-0
O 9	Mooney School (Tenn.)	W	35-6	2-0
O 16	South Carolina	W	59-0	3-0
O 23	Sewanee	L	0-15	3-1
O 30	at Tennessee	W	29-0	4-1
N 6	Auburn	L	0-8	4-2
N 13	at Mercer	W	35-0	5-2
N 20	Georgia	W	12-6	6-2
N 25	Clemson (T)	W	29-3	7-2

**1910** (H: 4-3, A: 1-0) **5-3****Captain:** Dean Hill

DATE	OPPONENT	W/L	SCORE	REC
O 1	Gordon	W	57-0	1-0
O 8	Chattanooga	W	18-0	2-0
O 15	Mercer	W	46-0	3-0
O 22	at Alabama	W	36-0	4-0
N 5	Auburn	L	0-16	4-1
N 12	Vanderbilt	L	0-23	4-2
N 19	Georgia	L	6-11	4-3
N 24	Clemson (T)	W	34-0	5-3

**1911** (H: 5-2-1, A: 1-0) **6-2-1****Captain:** H.W. Patterson

DATE	OPPONENT	W/L	SCORE	REC
S 30	11th Cavalry	W	22-5	1-0-0
O 7	at Samford	W	28-0	2-0-0
O 14	Tennessee	W	24-0	3-0-0
O 21	Mercer	W	17-0	4-0-0
O 29	Alabama	T	0-0	4-0-1
N 4	Auburn	L	6-11	4-1-1
N 11	Sewanee	W	23-0	5-1-1
N 18	Georgia	L	0-5	5-2-1
N 30	Clemson (T)	W	31-0	6-2-1

Home games played at The Flats

**1912** (H: 2-3-1, A: 3-0) **5-3-1**
**Captain:** Hugh Leuhrman

DATE	OPPONENT	W/L	SCORE	REC
S 28	11th Cavalry	T	0-0	0-0-1
O 5	at The Citadel	W	20-16	1-0-1
O 12	Alabama	W	20-3	2-0-1
O 19	at Florida <sup>1</sup>	W	14-7	3-0-1
O 26	at Mercer	W	16-6	4-0-1
N 2	Auburn	L	7-27	4-1-1
N 9	Sewanee	L	0-7	4-2-1
N 16	Georgia	L	0-20	4-3-1
N 28	Clemson (T)	W	23-0	5-3-1

1 – Played in Jacksonville, Fla.

■ Grant Field, with its first permanent seating, was built prior to the 1913 season. From this point, all home games were played at Grant Field unless noted.

**1913** (H: 4-2, A: 3-0) **7-2**
**Captain:** Homer Cook

DATE	OPPONENT	W/L	SCORE	REC
S 27	Ft. McPherson	W	19-0	1-0
O 4	at The Citadel	W	47-0	2-0
O 11	at Chattanooga	W	71-6	3-0
O 18	Mercer	W	33-0	4-0
O 25	at Florida <sup>1</sup>	W	13-3	5-0
N 1	Sewanee	W	33-0	6-0
N 8	Auburn	L	0-20	6-1
N 15	Georgia	L	0-14	6-2
N 27	Clemson (T)	W	34-0	7-2

1 – Played in Jacksonville, Fla.

**1914** (H: 6-1, A: 0-1) **6-2**
**Captain:** K.J. Fielder

DATE	OPPONENT	W/L	SCORE	REC
O 3	South Carolina	W	20-0	1-0
O 10	Mercer	W	105-0	2-0
O 17	at Alabama <sup>1</sup>	L	0-13	2-1
O 24	VMI	W	28-7	3-1
O 31	Sewanee	W	20-0	4-1
N 7	Auburn	L	0-14	4-2
N 14	Georgia	W	7-0	5-2
N 26	Clemson (T)	W	26-6	6-2

1 – Played in Birmingham, Ala.

**1915** (H: 6-0-1, A: 1-0) **7-0-1**
**Captain:** D.E. Morrison

DATE	OPPONENT	W/L	SCORE	REC
O 2	Mercer	W	52-0	1-0-0
O 9	Davidson	W	27-7	2-0-0
O 16	Transylvania	W	67-0	3-0-0
O 23	at LSU <sup>1</sup>	W	36-7	4-0-0
O 30	North Carolina	W	23-3	5-0-0
N 6	Alabama	W	21-7	6-0-0
N 13	Georgia	T	0-0	6-0-1
N 25	Auburn (T)	W	7-0	7-0-1

1 – Played in New Orleans, La.

**SIAA**
**1916-21**
**1916**

 (H: 7-0-1, A: 1-0) **8-0-1**
**SIAA CHAMPIONS**
**Captain:** J.T. Johnson

DATE	OPPONENT	W/L	SCORE	REC
S 30	Mercer	W	61-0	1-0
O 7	Cumberland	W	222-0	2-0
O 14	Davidson	W	9-0	3-0
O 21	North Carolina	W	10-6	4-0
O 28	Washington & Lee	T	7-7	4-0-1
N 4	Tulane	W	45-0	5-0-1
N 11	Alabama	W	13-0	6-0-1
N 18	at Georgia	W	21-0	7-0-1
N 30	Auburn (T)	W	33-7	8-0-1

**1917**

 (H: 8-0, A: 1-0) **9-0**
**CO-NATIONAL CHAMPIONS, SIAA CHAMPIONS**
**Captain:** W.G. Carpenter

DATE	OPPONENT	W/L	SCORE	REC
S 29	Furman (DH)	W	25-0	1-0
	Wake Forest (DH)	W	33-0	2-0
O 6	Pennsylvania	W	41-0	3-0
O 13	Davidson	W	32-10	4-0
O 20	Washington & Lee	W	63-0	5-0
N 3	Vanderbilt	W	83-0	6-0
N 10	at Tulane	W	48-0	7-0
N 17	Carlisle	W	98-0	8-0
N 29	Auburn (T)	W	68-7	9-0

**1918**


 (H: 6-0, A: 0-1) **6-1**
**SIAA CHAMPIONS**
**Captain:** W.R. Fincher

DATE	OPPONENT	W/L	SCORE	REC
O 5	Clemson	W	28-0	1-0
O 12	Furman	W	118-0	2-0
O 19	11th Cavalry	W	123-0	3-0
O 26	Camp Gordon	W	28-0	4-0
N 10	NC State	W	128-0	5-0
N 23	at Pittsburgh	L	0-32	5-1
N 28	Auburn (T)	W	41-0	6-1

**1919**

 (H: 7-2, A: 0-1) **7-3**
**Captain:** G.M. Phillips

DATE	OPPONENT	W/L	SCORE	REC
S 20	5th Division	W	48-0	1-0
S 27	Furman	W	74-0	2-0
O 4	Wake Forest	W	14-0	3-0
O 11	Clemson	W	28-0	4-0
O 18	Vanderbilt	W	20-0	5-0
O 25	at Pittsburgh	L	6-16	5-1
N 1	Davidson	W	33-0	6-1
N 8	Washington & Lee	L	0-3	6-2
N 15	Georgetown	W	27-0	7-2
N 27	Auburn (T)	L	7-14	7-3



**WILLIAM ALEXANDER**  
**Head Coach (1920-44)**  
**25 seasons**  
**Record: 134-95-15 (.580)**

**1920** (H: 7-0, A: 1-1) **8-1**

**SIAA CO-CHAMPIONS**

**Captain:** A.R. Flowers

DATE	OPPONENT	W/L	SCORE	REC
S 25	Wake Forest	W	44-0	1-0
O 2	Oglethorpe	W	55-0	2-0
O 9	Davidson	W	66-0	3-0
O 16	at Vanderbilt	W	44-0	4-0
O 23	at Pittsburgh	L	3-10	4-1
O 30	Centre	W	24-0	5-1
N 6	Clemson	W	7-0	6-1
N 13	Georgetown	W	35-6	7-1
N 25	Auburn (†)	W	34-0	8-1

**1921** (H: 8-0, A: 0-0, N: 0-1) **8-1**

**SIAA CO-CHAMPIONS**

**Captain:** J.W. Harlan

DATE	OPPONENT	W/L	SCORE	REC
S 24	Wake Forest	W	42-0	1-0
O 1	Oglethorpe	W	41-0	2-0
O 8	Davidson	W	70-0	3-0
O 15	Furman	W	69-0	4-0
O 22	Rutgers	W	48-14	5-0
O 29	vs. Penn State <sup>1</sup>	L	7-28	5-1
N 5	Clemson	W	48-7	6-1
N 12	Georgetown	W	21-7	7-1
N 24	Auburn (†)	W	14-0	8-1

1 – Played in Polo Grounds, N.Y.

**SOUTHERN CONFERENCE 1922-32**

**1922** (H: 7-1, A: 0-1) **7-2, 4-0 (SC)**

**SOUTHERN CONFERENCE CO-CHAMPIONS**

**Captain:** Red Barron

DATE	OPPONENT	W/L	SCORE	REC
S 30	Oglethorpe	W	31-6	1-0
O 7	Davidson	W	19-0	2-0
O 14	Alabama	W	33-7	3-0
O 21	at Navy	L	0-13	3-1
O 28	Notre Dame	L	3-13	3-2
N 4	Clemson	W	21-7	4-2
N 11	Georgetown	W	19-7	5-2
N 18	NC State	W	17-0	6-2
N 30	Auburn (†)	W	14-6	7-2

**1923** (H: 3-0-4, A: 0-2) **3-2-4, 1-0-4 (SC)**

**Captain:** J.F. McIntyre

DATE	OPPONENT	W/L	SCORE	REC
S 23	Oglethorpe	W	28-13	1-0-0
O 6	VMI	W	10-7	2-0-0
O 13	Florida	T	7-7	2-0-1
O 20	Georgetown	W	20-10	3-0-1
O 27	at Notre Dame	L	7-35	3-1-1
N 3	Alabama	T	0-0	3-1-2
N 10	at Penn State	L	0-7	3-2-2
N 17	Kentucky	T	3-3	3-2-3
N 29	Auburn (†)	T	0-0	3-2-4

**1924** (H: 5-2-1, A: 0-1) **5-3-1, 3-2-1 (SC)**

**Captain:** George Gardner

DATE	OPPONENT	W/L	SCORE	REC
S 27	Oglethorpe	W	19-0	1-0-0
O 4	VMI	W	3-0	2-0-0
O 11	Florida	T	7-7	2-0-1
O 18	Penn State	W	15-13	3-0-1
O 25	Alabama	L	0-14	3-1-1
N 1	at Notre Dame	L	3-34	3-2-1
N 8	LSU	W	28-7	4-2-1
N 15	Vanderbilt	L	0-3	4-3-1
N 27	Auburn (†)	W	7-0	5-3-1

**1925** (H: 4-2-1, A: 1-0, N: 1-0) **6-2-1, 4-1-1 (SC)**

**Captain:** S.D. Wycoff

DATE	OPPONENT	W/L	SCORE	REC
S 28	Oglethorpe	W	13-7	1-0
O 3	VMI	W	33-0	2-0
O 10	vs. Penn State <sup>1</sup>	W	16-7	3-0
O 17	Florida	W	23-7	4-0
O 24	Alabama	L	0-7	4-1
O 31	Notre Dame	L	0-13	4-2
N 7	at Vanderbilt	W	7-0	5-2
N 14	Georgia	W	3-0	6-2
N 26	Auburn (†)	T	7-7	6-2-1

1 – Played at Yankee Stadium

**1926** (H: 4-4, A: 0-1) **4-5, 4-3 (SC)**

**Captain:** Owen Pool

DATE	OPPONENT	W/L	SCORE	REC
S 25	Oglethorpe	L	6-7	0-1
O 2	VMI	W	13-0	1-1
O 9	Tulane	W	9-6	2-1
O 16	Alabama	L	0-21	2-2
O 23	Washington & Lee	W	19-7	3-2
O 30	at Notre Dame	L	0-12	3-3
N 6	Vanderbilt	L	7-13	3-4
N 13	Georgia	L	13-14	3-5
N 25	Auburn (†)	W	20-7	4-5



**1927** (H: 8-0, A: 0-1-1) **8-1-1, 7-0-1 (SC)** **1931** (H: 2-4, A: 0-3-1) **2-7-1, 2-4-1 (SC)**

**SOUTHERN CONFERENCE CHAMPIONS**

**Captain:** E.J. Crowley

DATE	OPPONENT	W/L	SCORE	REC
O 1	VMI	W	7-0	1-0
O 8	Tulane	W	13-6	2-0
O 15	Alabama	W	13-0	3-0
O 22	North Carolina	W	13-0	4-0
O 29	at Notre Dame	L	7-26	4-1
N 5	at Vanderbilt	T	0-0	4-1-1
N 12	LSU	W	23-0	5-1-1
N 19	Oglethorpe	W	19-7	6-1-1
N 24	Auburn (T)	W	18-0	7-1-1
D 3	Georgia	W	12-0	8-1-1

**Captain:** H.C. Neblett

DATE	OPPONENT	W/L	SCORE	REC
O 3	South Carolina	W	25-13	1-0
O 10	Carnegie Tech	L	0-13	1-1
O 17	Auburn	L	0-13	1-2
O 24	at Tulane	L	0-33	1-3
O 31	Vanderbilt	L	7-49	1-4
N 7	at North Carolina	T	19-19	1-4-1
N 14	at Penn	L	12-13	1-5-1
N 21	Florida	W	23-0	2-5-1
N 28	Georgia	L	6-35	2-6-1
D 26	California	L	6-21	2-7-1

**1928** (H: 7-0, A: 2-0, N: 1-0) **10-0, 7-0 (SC)** **1932** (H: 2-3-1, A: 2-2) **4-5-1, 4-4-1 (SC)**

**CO-NATIONAL CHAMPIONS, SOUTHERN CHAMPIONS**

**Captain:** H.R. Pund

DATE	OPPONENT	W/L	SCORE	REC
O 6	VMI	W	13-0	1-0
O 13	at Tulane	W	12-0	2-0
O 20	North Carolina	W	13-0	3-0
O 27	at North Carolina	W	20-7	4-0
N 3	Oglethorpe	W	32-7	5-0
N 10	Vanderbilt	W	19-7	6-0
N 17	Alabama	W	33-13	7-0
N 29	Auburn (T)	W	51-0	8-0
D 8	Georgia	W	20-6	9-0

**Captain:** H.C. Neblett

DATE	OPPONENT	W/L	SCORE	REC
O 1	Clemson	W	32-14	1-0
O 8	Kentucky	L	6-12	1-1
O 15	Auburn	L	0-6	1-2
O 22	at North Carolina	W	43-14	2-2
O 29	at Vanderbilt	L	0-12	2-3
N 5	Tulane	L	14-20	2-4
N 12	Alabama	W	6-0	3-4
N 19	at Florida	W	6-0	4-4
N 26	Georgia	T	0-0	4-4-1
D 17	at California	L	7-27	4-5-1

**ROSE BOWL** (Pasadena, Calif.)

J 1	vs. California	W	8-7	10-0
-----	----------------	---	-----	------

**1929** (H: 3-3, A: 0-3) **3-6, 3-5 (SC)** **1933** (H: 4-4, A: 1-1) **5-5, 2-5 (SEC)**

**Captain:** Harold Rusk

DATE	OPPONENT	W/L	SCORE	REC
O 5	Mississippi A&M	W	27-13	1-0
O 12	North Carolina	L	7-18	0-1
O 19	Florida	W	19-6	2-1
O 26	at Tulane	L	14-20	2-2
N 2	Notre Dame	L	6-26	2-3
N 9	at Vanderbilt	L	7-23	2-4
N 16	Alabama	L	0-14	2-5
N 28	Auburn (T)	W	19-6	3-5
D 7	at Georgia	L	6-12	3-6

**Captains:** E.E. Laws, R.H. Tharpe

DATE	OPPONENT	W/L	SCORE	REC
S 30	Clemson	W	39-2	1-0
O 7	at Kentucky	L	6-7	1-1
O 14	Auburn	W	16-6	2-1
O 21	Tulane	L	0-7	2-2
O 28	at North Carolina	W	10-6	3-2
N 4	Vanderbilt	L	6-9	3-3
N 11	Florida	W	19-7	4-3
N 18	Alabama	L	9-12	4-4
N 25	Georgia	L	6-7	4-5
D 2	Duke	W	6-0	5-5

**1930** (H: 2-4, A: 0-2-1) **2-6-1, 2-4-1 (SC)** **1934** (H: 1-4, A: 0-5) **1-9, 0-6 (SEC)**

**Captain:** Earl Dunlap

DATE	OPPONENT	W/L	SCORE	REC
O 4	South Carolina	W	45-0	1-0
O 11	at Carnegie Tech	L	0-31	1-1
O 18	Auburn	W	14-12	2-1
O 25	Tulane	L	0-28	2-2
N 1	at North Carolina	T	6-6	2-2-1
N 8	Vanderbilt	L	0-6	2-3-1
N 15	at Penn	L	7-34	2-4-1
N 27	Florida (T)	L	7-55	2-5-1
D 6	Georgia	L	0-13	2-6-1

**Captain:** Jack Phillips

DATE	OPPONENT	W/L	SCORE	REC
S 29	Clemson	W	12-7	1-0
O 6	Vanderbilt	L	12-27	1-1
O 13	at Duke	L	0-20	1-2
O 20	at Michigan	L	2-9	1-3
O 27	at Tulane	L	12-20	1-4
N 3	North Carolina	L	0-26	1-5
N 10	Auburn	L	6-18	1-6
N 17	Alabama	L	0-40	1-7
N 24	at Florida	L	12-13	1-8
D 1	at Georgia	L	0-7	1-9

**SEC 1933-63**

## 1935

(H: 5-2, A: 0-3) **5-5, 3-4** (SEC)

Captain: R.W. Eubanks

DATE	GT	OPP	OPPONENT	W/L	SCORE	REC
S 28			Presbyterian	W	33-0	1-0
O 5			Sewanee	W	32-0	2-0
O 12			at Kentucky	L	6-25	2-1
O 19			Duke	W	6-0	3-1
O 26			at North Carolina	L	0-19	3-2
N 2			Vanderbilt	L	13-14	3-3
N 9			Auburn	L	7-33	3-4
N 16			at Alabama	L	7-38	3-5
N 23			Florida	W	39-6	4-5
N 30			Georgia	W	19-7	5-5

■ The Associated Press began its college football poll in 1936. The numbers indicate Georgia Tech's and the opponent's rank at the time of the game.

## 1939

(H: 5-1, A: 2-1, N: 1-0) **8-2, 6-0** (SEC)

## SEC CO-CHAMPIONS

Captain: R.W. Murphy

DATE	GT	OPP	OPPONENT	W/L	SCORE	REC
O 7		2	at Notre Dame	L	14-17	0-1
O 14			Samford	W	35-0	1-1
O 21			Vanderbilt	W	14-6	2-1
O 28			Auburn	W	7-6	3-1
N 4		12	Duke	L	6-7	3-2
N 11		18	Kentucky	W	13-6	4-2
N 18			at Alabama	W	6-0	5-2
N 25		19	at Florida	W	21-7	6-2
D 2			Georgia	W	13-0	7-2

## ORANGE BOWL (Miami, Fla.)

J 1 16 6 vs. Missouri W 21-7 8-2

## FINAL RANKING: 16 (AP)

\*Ranking in first poll released Oct. 16

## 1936

(H: 5-3, A: 0-2-1) **5-5-1, 3-3-1** (SEC)

Captain: J.W. FitzSimmons

DATE	GT	OPP	OPPONENT	W/L	SCORE	REC
S 26			Presbyterian#	W	55-0	1-0
O 3			Sewanee	W	58-0	2-0
O 10			Kentucky	W	34-0	3-0
O 17			at Duke	L	6-19	3-1
O 24			at Vanderbilt	T	0-0	3-1-1
O 31			Clemson	L	13-14	3-2-1
N 7		20	Auburn	L	12-13	3-3-1
N 14		4	Alabama	L	16-20	3-4-1
N 21			Florida	W	38-14	4-4-1
N 28			at Georgia	L	6-16	4-5-1
D 26			California	W	13-7	5-5-1

# - first night game in Georgia Tech history

## 1940

(H: 3-3, A: 0-4) **3-7, 1-5** (SEC)

Captain: N.M. Cavette

DATE	GT	OPP	OPPONENT	W/L	SCORE	REC
O 5			Samford	W	27-0	1-0
O 12		6	at Notre Dame	L	20-26	1-1
O 19			at Vanderbilt	W	19-0	2-1
O 26			at Auburn	L	7-16	2-2
N 2		18	at Duke	L	7-41	2-3
N 9			at Kentucky	L	7-26	2-4
N 16		14	at Alabama	L	13-14	2-5
N 23			at Florida	L	7-16	2-6
N 30			at Georgia	L	19-21	2-7
D 28			California	W	13-0	3-7

\*Ranking in first poll released Oct. 15

## 1937

(H: 4-2-1, A: 2-1) **6-3-1, 3-2-1** (SEC)

Captain: Fletcher Sims

DATE	GT	OPP	OPPONENT	W/L	SCORE	REC
S 24			Presbyterian (F#)	W	59-0	1-0
O 2			Mercer	W	28-0	2-0
O 9			at Kentucky	W	32-0	3-0
O 16		10	Duke	L	19-20	3-1
O 23		20	Auburn	L	0-21	3-2
O 30			Vanderbilt	W	14-0	4-2
N 6			Clemson	W	7-0	5-2
N 13		3	at Alabama	L	0-7	5-3
N 20			at Florida	W	12-0	6-3
N 27			Georgia	T	6-6	6-3-1

\*Ranking in first poll released Oct. 18

## 1941

(H: 3-3, A: 0-3) **3-6, 2-4** (SEC)

Captain: C.R. Sanders

DATE	GT	OPP	OPPONENT	W/L	SCORE	REC
O 4			Chattanooga	W	20-0	1-0
O 11		8	Notre Dame	L	0-20	1-1
O 18		18	at Vanderbilt	L	7-14	1-2
O 25			Auburn	W	28-14	2-2
N 1		4	Duke	L	0-14	2-3
N 8			Kentucky	W	20-13	3-3
N 15		9	at Alabama	L	0-20	3-4
N 22			at Florida	L	7-14	3-5
N 29		20	Georgia	L	0-21	3-6

\*Ranking in first poll released Oct. 13

## 1938

(H: 3-1-2, A: 0-3-1) **3-4-3, 2-1-3** (SEC)

Captain: Jack Chivington

DATE	GT	OPP	OPPONENT	W/L	SCORE	REC
O 1			Mercer	W	19-0	1-0
O 8		5	Notre Dame	L	6-14	1-1
O 15		9	at Duke	L	0-6	1-2
O 22			Auburn	W	7-6	2-2
O 29			at Vanderbilt	L	7-13	2-3
N 5			Kentucky	W	19-18	3-3
N 12		16	Alabama	T	14-14	3-3-1
N 19			Florida	T	0-0	3-3-2
N 26			at Georgia	T	0-0	3-3-3
D 26			at California (MON)	L	0-13	3-4-3

\*Ranking in first poll released Oct. 17

## 1942

(H: 6-0, A: 3-1, N: 0-1) **9-2, 4-1** (SEC)

Captain: Jack Marshall

DATE	GT	OPP	OPPONENT	W/L	SCORE	REC
S 26		6	Auburn	W	15-0	1-0
O 3		6	at Notre Dame	W	13-6	2-0
O 10		6	Chattanooga	W	30-6	3-0
O 17		6	Davidson	W	33-0	4-0
O 24		6	at Navy	W	21-0	5-0
O 31		5	at Duke	W	26-7	6-0
N 7		3	Kentucky	W	47-7	7-0
N 14		2	Alabama	W	7-0	8-0
N 21		2	Florida	W	20-7	9-0
N 28		2	at Georgia	L	0-34	9-1

## COTTON BOWL (Dallas, Texas)

J 1 5 11 vs. Texas L 7-14 9-2

## FINAL RANKING: 5 (AP)

\*Ranking in first poll released Oct. 12



**1943** (H: 6-1, A: 1-2, N: 1-0) **8-3, 3-0 (SEC)** **1946** (H: 6-0, A: 2-2, N: 1-0) **9-2, 4-2 (SEC)**
**SUGAR BOWL CHAMPIONS, SEC CHAMPIONS**

Captains: George Manning, John Steber

DATE	GT	OPP	OPPONENT	W/L	SCORE	REC
S 25	-	-	North Carolina	W	20-7	1-0
O 2	-	*1	at Notre Dame	L	13-55	1-1
O 9	-	-	Georgia Navy PF	W	35-7	2-1
O 16	-	-	Ft. Benning	W	27-0	3-1
O 23	-	3	at Navy	L	14-28	3-2
O 30	-	8	Duke	L	7-14	3-3
N 6	-	20	LSU	W	42-7	4-3
N 13	19	-	at Tulane	W	33-0	5-3
N 20	15	-	Clemson	W	41-6	6-3
N 27	14	-	Georgia	W	48-0	7-3

**SUGAR BOWL** (New Orleans, La.)

J 1 13 15 vs. Tulsa W 20-18 8-3

**FINAL RANKING:** 13 (AP)

\*Ranking in first poll released Oct. 4

**OIL BOWL CHAMPIONS**

Captain: R.T. Davis

DATE	GT	OPP	OPPONENT	W/L	SCORE	REC
S 28	-	*8	at Tennessee	L	9-13	0-1
O 5	-	-	VMI	W	32-6	1-1
O 12	-	-	Ole Miss	W	24-7	2-1
O 19	-	12	at LSU	W	26-7	3-1
O 26	15	-	Auburn	W	27-6	4-1
N 2	16	19	at Duke	W	14-0	5-1
N 9	8	-	Navy	W	28-20	6-1
N 16	7	-	Tulane	W	35-7	7-1
N 23	6	-	Furman	W	41-7	8-1
N 30	7	3	at Georgia	L	7-35	8-2

**OIL BOWL** (Houston, Texas)

J 1 11 - vs. St Mary's W 41-19 9-2

**FINAL RANKING:** 11 (AP)

\*Ranking in first poll released Oct. 7

**1944** (H: 7-1, A: 1-1, N: 0-1) **8-3, 4-0 (SEC)** **1947** (H: 7-0, A: 2-1, N: 1-0) **10-1, 4-1 (SEC)**
**ORANGE BOWL, SEC CHAMPIONS**

Captain: Phillip Tinsley

DATE	GT	OPP	OPPONENT	W/L	SCORE	REC
S 30	*10	-	Clemson	W	51-0	1-0
O 7	*10	-	North Carolina	W	28-0	2-0
O 14	10	-	Auburn	W	27-0	3-0
O 21	8	9	Navy	W	17-15	4-0
O 27	5	-	Georgia Navy PF (FB)	W	13-7	5-0
N 4	5	-	at Duke	L	13-19	5-1
N 11	13	-	Tulane	W	34-7	6-1
N 18	9	-	at LSU	W	14-6	7-1
N 25	10	18	Notre Dame	L	0-21	7-2
D 2	-	-	Georgia	W	44-0	8-2

**ORANGE BOWL** (Miami, Fla.)

J 1 13 - vs. Tulsa L 12-26 8-3

**FINAL RANKING:** 13 (AP)

\*Ranking in first poll released Oct. 9

**ORANGE BOWL CHAMPIONS**

Captains: Bill Healy, Rollo Phillips

DATE	GT	OPP	OPPONENT	W/L	SCORE	REC
S 27	*4	-	Tennessee	W	27-0	1-0
O 4	*4	-	at Tulane	W	20-6	2-0
O 11	4	-	VMI	W	20-0	3-0
O 18	5	-	Auburn	W	27-7	4-0
O 25	7	-	The Citadel	W	38-0	5-0
N 1	6	9	Duke	W	7-0	6-0
N 8	6	-	at Navy <sup>1</sup>	W	16-14	7-0
N 15	6	14	at Alabama <sup>2</sup>	L	7-14	7-1
N 22	10	-	Furman	W	51-0	8-1
N 29	9	-	Georgia	W	7-0	9-1

**ORANGE BOWL** (Miami, Fla.)


J 1 10 12 vs. Kansas W 20-14 10-1

**FINAL RANKING:** 10 (AP)

1 - Played in Baltimore, Md.

2 - Played in Birmingham, Ala.

\*Ranking in first poll released Oct. 6



## BOBBY DODD

**Head Coach (1945-66)**

**22 seasons**

**Record:** 165-64-8 (.713)

**1945** (H: 2-5, A: 2-1) **4-6, 2-2 (SEC)** **1948** (H: 5-2, A: 2-1) **7-3, 4-3 (SEC)**

Captain: Paul Duke

DATE	GT	OPP	OPPONENT	W/L	SCORE	REC
S 29	-	-	at North Carolina	W	20-14	1-0
O 6	-	*3	Notre Dame	L	7-40	1-1
O 13	-	-	Samford	W	43-0	2-1
O 20	-	2	at Navy <sup>1</sup>	L	6-20	2-2
O 27	-	-	Auburn	W	20-7	3-2
N 3	-	18	Duke	L	6-14	3-3
N 10	-	-	at Tulane	W	41-7	4-3
N 17	-	-	LSU	L	7-9	4-4
N 24	-	-	Clemson	L	7-21	4-5
D 1	-	-	Georgia	L	0-33	4-6

1 - Played in Baltimore, Md.

\*Ranking in first poll released Oct. 8

Captains: George Brodnax, Jim Castleberry

DATE	GT	OPP	OPPONENT	W/L	SCORE	REC
S 25	*6	-	at Vanderbilt	W	13-0	1-0
O 2	*6	-	Tulane (t)	W	13-7	2-0
O 9	6	-	Washington & Lee	W	27-0	3-0
O 16	7	-	Auburn	W	27-0	4-0
O 23	6	-	Florida	W	42-7	5-0
O 30	6	-	at Duke	W	19-7	6-0
N 6	6	-	Tennessee	L	6-13	6-1
N 13	11	-	Alabama	L	12-14	6-2
N 20	20	-	The Citadel	W	54-0	7-2
N 27	-	12	at Georgia	L	13-21	7-3

t - Georgia Tech's first televised game (WSB-TV)

\*Ranking in first poll released Oct. 4

**1949**(H: 6-1, A: 1-2) **7-3, 5-2** (SEC)**Captain:** Tom Coleman

DATE	GT	OPP	OPPONENT	W/L	SCORE	ATT	REC
S 24	-	-	Vanderbilt	W	12-7	39,000	1-0
O 1	-	*4	at Tulane	L	0-18	55,000	1-1
O 8	-	-	Washington & Lee	W	36-0	25,000	2-1
O 15	-	-	Auburn	W	35-21	33,000	3-1
O 22	-	-	at Florida	W	43-14	27,000	4-1
O 29	-	-	Duke (HC)	L	14-27	38,000	4-2
N 5	-	14	Tennessee	W	30-13	N/A	5-2
N 12	-	-	at Alabama <sup>1</sup>	L	7-20	43,000	5-3
N 19	-	-	South Carolina	W	13-3	20,000	6-3
N 26	-	-	Georgia	W	7-6	40,000	7-3

1 - Played in Birmingham, Ala.

\*Ranking in first poll released Oct. 3

**1950**(H: 3-4, A: 2-2) **5-6, 4-2** (SEC)**Captain:** Bob Bossons

DATE	GT	OPP	OPPONENT	W/L	SCORE	ATT	REC
S 23	-	*10	at SMU	L	13-33	N/A	0-1
S 30	-	-	South Carolina	L	0-7	25,000	0-2
O 7	-	-	Florida	W	16-13	25,000	1-2
O 14	-	-	at LSU	W	13-0	42,000	2-2
O 21	-	-	Auburn	W	20-0	30,000	3-2
O 28	-	4	Kentucky (HC)	L	14-28	35,000	3-3
N 4	-	-	at Duke	L	21-30	30,000	3-4
N 11	-	-	VMI	L	13-14	22,000	3-5
N 18	-	-	Alabama	L	19-54	38,000	3-6
N 25	-	-	Davidson	W	46-14	20,000	4-6
D 2	-	-	at Georgia	W	7-0	50,000	5-6

\*Preseason poll

**1951**(H: 6-0-1, A: 4-0, N: 1-0) **11-0-1, 7-0** (SEC)**ORANGE BOWL CHAMPIONS, SEC CHAMPIONS****Captain:** Lamar Wheat

DATE	GT	OPP	OPPONENT	W/L	SCORE	ATT	REC
S 22	-	-	SMU	W	21-7	33,000	1-0-0
S 29	-	-	at Florida	W	27-0	39,000	2-0-0
O 6	11	17	at Kentucky	W	13-7	35,000	3-0-0
O 13	8	-	LSU	W	25-7	30,000	4-0-0
O 20	5	-	Auburn	W	27-7	31,000	5-0-0
O 27	3	-	at Vanderbilt	W	8-7	26,000	6-0-0
N 3	5	-	Duke (HC)	T	14-14	36,000	6-0-1
N 10	8	-	VMI	W	34-7	21,000	7-0-1
N 17	7	-	at Alabama	W	27-7	35,000	8-0-1
N 24	7	-	Davidson	W	34-7	18,000	9-0-1
D 1	6	-	Georgia	W	48-6	40,000	10-0-1

**ORANGE BOWL** (Miami, Fla.)

J 1 5 9 vs. Baylor W 17-14 65,837 11-0-1

**FINAL RANKING:** 5 (AP)**1952**(H: 8-0, A: 3-0, N: 1-0) **12-0, 6-0** (SEC)**CO-NATIONAL CHAMPIONS****SUGAR BOWL CHAMPIONS, SEC CHAMPIONS****Captains:** George Morris, Hal Miller

DATE	GT	OPP	OPPONENT	W/L	SCORE	ATT	REC
S 20	*3	-	The Citadel	W	54-6	22,000	1-0
S 27	*3	-	Florida	W	17-14	30,939	2-0
O 4	6	-	at SMU	W	20-7	41,000	3-0
O 11	5	-	Tulane	W	14-0	27,913	4-0
O 18	4	-	Auburn	W	33-0	34,689	5-0
O 25	5	-	Vanderbilt (HC)	W	30-0	35,373	6-0
N 1	4	6	at Duke	W	28-7	40,000	7-0
N 8	3	-	Army	W	45-6	40,000	8-0
N 15	2	12	Alabama	W	7-3	38,063	9-0
N 22	2	-	Florida State	W	30-0	25,000	10-0
N 29	3	-	at Georgia	W	23-9	50,000	11-0

**SUGAR BOWL** (New Orleans, La.)

J 1 2 7 vs. Ole Miss W 24-7 80,187 12-0

**FINAL RANKING:** 1 (NS), 2 (AP), 2 (UPI)

\*Preseason poll

**1953**(H: 6-0, A: 2-2-1, N: 1-0) **9-2-1, 4-1-1** (SEC)**SUGAR BOWL CHAMPIONS****Captains:** Sam Hensley, Ed Gossage, Orville Vereen

DATE	GT	OPP	OPPONENT	W/L	SCORE	ATT	REC
S 19	*3	-	Davidson	W	53-0	22,000	1-0-0
S 26	*3	15	at Florida	T	0-0	41,000	1-0-1
O 3	9	-	SMU	W	6-4	37,000	2-0-1
O 10	10	-	at Tulane	W	27-13	30,000	3-0-1
O 17	6	19	Auburn	W	36-6	39,500	4-0-1
O 24	4	1	at Notre Dame	L	14-27	58,254	4-1-1
O 31	8	-	at Vanderbilt	W	43-0	24,000	5-1-1
N 7	6	-	Clemson (HC)	W	20-7	35,000	6-1-1
N 14	5	-	at Alabama <sup>1</sup>	L	6-13	42,500	6-2-1
N 21	12	15	Duke	W	13-10	40,000	7-2-1
N 28	10	-	Georgia	W	28-12	41,000	8-2-1

**SUGAR BOWL** (New Orleans, La.)

J 1 8 10 vs. West Virginia W 42-19 70,500 9-2-1

**FINAL RANKING:** 8 (AP), 9 (UPI)

1 - Played in Birmingham, Ala.

\*Preseason poll

**1954**(H: 5-2, A: 2-1, N: 1-0) **8-3, 6-2** (SEC)**COTTON BOWL CHAMPIONS****Captain:** Larry Morris

DATE	GT	OPP	OPPONENT	W/L	SCORE	ATT	REC
S 18	*7	-	Tulane	W	28-0	28,000	1-0
S 25	5	-	Florida	L	12-13	30,000	1-1
O 2	-	-	at SMU	W	10-17	34,000	2-1
O 9	-	-	LSU	W	30-20	28,000	3-1
O 16	19	-	Auburn	W	14-7	40,000	4-1
O 23	15	-	Kentucky (HC)	L	6-13	34,000	4-2
O 30	-	16	at Duke	L	20-21	33,000	4-3
N 6	-	-	Tennessee	W	28-7	40,000	5-3
N 13	-	-	Alabama	W	20-0	40,000	6-3
N 27	-	-	at Georgia	W	7-3	50,000	7-3

**COTTON BOWL** (Dallas, Texas)

J 1 - 10 vs. Arkansas W 14-6 75,500 8-3

**FINAL RANKING:** 13 (UPI)

\*Preseason poll

**1955** (H: 5-1, A: 3-0-1, N: 1-0) **9-1-1, 4-1-1 (SEC)** **1958** (H: 4-1-1, A: 1-3) **5-4-1, 2-3-1 (SEC)**
**SUGAR BOWL CHAMPIONS**

Captain: Jimmy Morris

DATE	GT	OPP	OPPONENT	W/L	SCORE	ATT	REC
S 17	*10	-	Miami	W	14-6	39,500	1-0-0
S 24	2	19	at Florida	W	14-7	40,000	2-0-0
O 1	3	-	SMU	W	20-7	34,000	3-0-0
O 8	4	-	at LSU	W	7-0	60,000	4-0-0
O 15	5	17	Auburn	L	12-14	40,000	4-1-0
O 22	13	-	Florida State	W	34-0	30,000	5-1-0
O 29	12	17	Duke (HC)	W	27-0	40,000	6-1-0
N 5	8	-	at Tennessee	T	7-7	50,000	6-1-1
N 12	11	-	at Alabama <sup>1</sup>	W	26-2	38,000	7-1-1
N 26	9	-	Georgia	W	21-3	40,000	8-1-1

**SUGAR BOWL** (New Orleans, La.)

J 2 7 11 vs. Pittsburgh W 7-0 80,174 9-1-1

**FINAL RANKING:** 7 (AP), 7 (UPI)

1 - Played in Birmingham, Ala.

\*Preseason poll

**1956** (H: 4-1, A: 5-0, N: 1-0) **10-1, 7-1 (SEC)**
**GATOR BOWL CHAMPIONS**

Captains: Wade Mitchell, George Volkert

DATE	GT	OPP	OPPONENT	W/L	SCORE	ATT	REC
S 22	*4	-	at Kentucky	W	14-6	30,000	1-0
S 29	2	5	at SMU	W	9-7	46,000	2-0
O 13	3	-	LSU	W	39-7	39,500	3-0
O 20	3	-	Auburn	W	28-7	40,000	4-0
O 27	3	15	Tulane (HC)	W	40-0	40,000	5-0
N 3	2	-	at Duke	W	7-0	38,000	6-0
N 10	2	3	at Tennessee	L	0-6	40,000	6-1
N 17	4	-	Alabama	W	27-0	38,500	7-1
N 24	5	13	at Florida	W	28-0	37,000	8-1
D 1	4	-	at Georgia	W	35-0	50,000	9-1

**GATOR BOWL** (Jacksonville, Fla.)

D 29 4 13 vs. Pittsburgh W 21-14 37,683 10-1

**FINAL RANKING:** 4 (AP), 4 (UPI)

\*Preseason poll

**1957** (H: 2-2-2, A: 2-2) **4-4-2, 3-4-1 (SEC)**

Captain: Don Stephenson

DATE	GT	OPP	OPPONENT	W/L	SCORE	ATT	REC
S 21	*11	20	Kentucky*	W	13-0	40,000	1-0-0
S 28	3	15	SMU	T	0-0	39,000	1-0-1
O 12	17	-	at LSU*	L	13-20	62,500	1-1-1
O 19	-	9	Auburn*	L	0-3	40,000	1-2-1
O 26	-	-	at Tulane*	W	20-13	25,000	2-2-1
N 2	-	7	Duke (HC)	W	13-0	40,000	3-2-1
N 9	18	9	at Tennessee*	L	6-21	45,500	3-3-1
N 16	-	-	at Alabama <sup>1</sup> *	W	10-7	30,000	4-3-1
N 23	-	-	Florida*	T	0-0	40,000	4-3-2
N 30	-	-	Georgia*	L	0-7	40,000	4-4-2

1 - Played in Birmingham, Ala.

\*Preseason poll

Captain: Foster Watkins

DATE	GT	OPP	OPPONENT	W/L	SCORE	ATT	REC
S 20	-	-	at Kentucky*	L	0-13	30,000	0-1-0
S 26	-	-	Florida State RR	W	17-3	40,391	1-1-0
O 4	-	-	Tulane *	W	14-0	38,000	2-1-0
O 11	-	-	Tennessee*	W	21-7	44,726	3-1-0
O 18	-	2	Auburn*	T	7-7	44,726	3-1-1
O 25	17	-	at SMU	L	0-20	27,000	3-2-1
N 1	-	-	at Duke	W	10-8	30,000	4-2-1
N 8	-	17	Clemson	W	13-0	44,726	5-2-1
N 15	20	-	Alabama* (HC)	L	8-17	44,726	5-3-1
N 29	-	-	at Georgia*	L	3-16	50,000	5-4-1

**1959** (H: 2-3, A: 4-1, N: 0-1) **6-5, 3-3 (SEC)**
**GATOR BOWL**

Captain: Maxie Baughan

DATE	GT	OPP	OPPONENT	W/L	SCORE	ATT	REC
S 19	-	-	at Kentucky*	W	14-12	35,000	1-0
S 26	16	6	SMU	W	16-12	43,000	2-0
O 3	7	6	Clemson	W	16-6	44,174	3-0
O 10	3	8	at Tennessee*	W	14-7	45,021	4-0
O 17	4	11	Auburn*	L	6-7	44,174	4-1
O 24	9	-	at Tulane*	W	21-13	30,000	5-1
O 31	9	-	Duke (HC)	L	7-10	44,174	5-2
N 7	19	-	at Notre Dame	W	14-10	58,575	6-2
N 14	15	-	at Alabama <sup>1</sup> *	L	7-9	43,500	6-3
N 28	-	6	Georgia*	L	14-21	44,174	6-4

**GATOR BOWL** (Jacksonville, Fla.)

J 2 - 9 vs. Arkansas L 7-14 45,104 6-5

1 - Played in Birmingham, Ala.

**1960** (H: 4-1, A: 1-4) **5-5, 4-4 (SEC)**

Captain: Gerald Burch

DATE	GT	OPP	OPPONENT	W/L	SCORE	ATT	REC
S 17	-	-	Kentucky*	W	23-13	40,594	1-0
S 24	13	-	at Rice	W	16-13	35,000	2-0
O 1	10	-	at Florida*	L	17-18	39,000	2-1
O 8	-	-	LSU*	W	6-2	44,176	3-1
O 15	19	-	at Auburn <sup>1</sup> *	L	7-9	44,000	3-2
O 22	-	-	Tulane* (HC)	W	14-6	43,608	4-2
O 29	-	15	at Duke	L	0-6	40,000	4-3
N 5	-	8	Tennessee*	W	14-7	45,072	5-3
N 12	-	-	Alabama*	L	15-16	44,006	5-4
N 26	-	-	at Georgia*	L	6-7	55,000	5-5

1 - Played in Birmingham, Ala.

**1961** (H: 5-0, A: 2-3, N: 0-1) **7-4, 4-3 (SEC)**
**GATOR BOWL**

Captains: Chick Graning, Willie McGaughey, Billy Williamson

DATE	GT	OPP	OPPONENT	W/L	SCORE	ATT	REC
S 22	-	9	at USC (FR)	W	27-7	39,590	1-0
S 30	-	-	Rice	W	24-0	43,501	2-0
O 7	3	-	at LSU*	L	0-10	66,000	2-1
O 14	-	-	Duke	W	21-0	44,015	3-1
O 21	8	-	Auburn*	W	7-6	45,376	4-1
O 28	9	-	at Tulane*	W	35-0	18,000	5-1
N 4	7	-	Florida* (HC)	W	20-0	44,940	6-1
N 11	9	-	at Tennessee*	L	6-10	46,000	6-2
N 18	-	2	at Alabama <sup>1</sup> *	L	0-10	53,000	6-3
D 2	-	-	Georgia*	W	22-7	47,098	7-3

**GATOR BOWL** (Jacksonville, Fla.)

D 30 13 17 vs. Penn State L 15-30 50,202 7-4

**FINAL RANKING:** 13 (AP), 13 (UPI)

1 - Played in Birmingham, Ala.

## 1962

(H: 4-1-1, A: 3-1, N: 0-1) **7-3-1, 5-2** (SEC)

## BLUEBONNET BOWL

Captain: Tom Winingder

DATE	GT	OPP	OPPONENT	W/L	SCORE	ATT	REC
S 22	-	-	Clemson	W	26-9	51,140	1-0-0
S 29	8	-	at Florida*	W	17-0	44,500	2-0-0
O 6	5	-	LSU*	L	7-10	49,744	2-1-0
O 13	11	-	Tennessee*	W	17-0	52,223	3-1-0
O 20	-	-	at Auburn**	L	14-17	56,319	3-2-0
O 27	-	-	at Tulane* (HC)	W	42-12	46,370	4-2-0
N 3	-	-	at Duke	W	20-9	44,000	5-2-0
N 10	-	-	Florida State	T	14-14	43,802	5-2-1
N 17	-	1	Alabama*	W	7-6	52,971	6-2-1
D 1	-	-	at Georgia*	W	37-6	55,000	7-2-1
D 22	-	-	vs. Missouri	L	10-14	55,000	7-3-1

## BLUEBONNET BOWL (Houston, Texas)

FINAL RANKING: 11 (UPI)

1 - Played in Birmingham, Ala.

## 1963

(H: 5-1, A: 2-2) **7-3, 4-3** (SEC)

Captain: Billy Lothridge

DATE	GT	OPP	OPPONENT	W/L	SCORE	ATT	REC
S 14	-	-	Florida*	W	9-0	43,000	1-0
S 28	9	-	Clemson	W	27-0	33,916	2-0
O 5	7	-	at LSU*	L	6-7	68,000	2-1
O 12	-	-	at Tennessee*	W	23-7	51,527	3-1
O 19	8	-	Auburn*	L	21-29	53,091	3-2
O 26	-	-	at Tulane*	W	17-3	15,000	4-2
N 2	-	-	Duke (HC)	W	30-6	52,266	5-2
N 9	-	-	Florida State	W	15-7	49,804	6-2
N 16	-	7	at Alabama**	L	11-27	54,000	6-3
N 30	-	-	Georgia*	W	14-3	53,052	7-3

1 - Played in Birmingham, Ala.

## INDEPENDENT

## 1964-78

## 1964

(H: 4-2, A: 2-1, N: 1-0) **7-3**

Captains: Bill Curry, Johnny Gresham

DATE	GT	OPP	OPPONENT	W/L	SCORE	ATT	REC
S 19	-	-	Vanderbilt	W	14-2	44,288	1-0
S 26	-	-	Miami	W	20-0	44,115	2-0
O 3	-	-	Clemson	W	14-7	46,571	3-0
O 9	-	-	vs. Navy <sup>1</sup> (FR)	W	17-0	40,000	4-0
O 17	-	-	at Auburn <sup>2</sup>	W	7-3	57,000	5-0
O 24	-	-	at Tulane (HC)	W	7-6	45,129	6-0
O 31	8	-	at Duke	W	21-8	45,000	7-0
N 7	7	-	Tennessee	L	14-22	50,763	7-1
N 14	10	2	Alabama	L	7-24	53,505	7-2
N 28	-	-	at Georgia	L	0-7	52,000	7-3

1 - Played in Jacksonville, Fla.

2 - Played in Birmingham, Ala.

## 1965

(H: 5-2, A: 1-1-1, N: 1-0) **7-3-1**

## GATOR BOWL CHAMPIONS

Captains: John Battle, Tommy Bleick

DATE	GT	OPP	OPPONENT	W/L	SCORE	ATT	REC
S 18	-	-	at Vanderbilt	T	10-10	22,275	0-0-1
S 25	-	-	Texas A&M	L	10-14	45,843	0-1-1
O 2	-	-	Clemson	W	38-6	46,736	1-1-1
O 9	-	-	at Tulane	W	13-10	35,000	2-1-1
O 16	-	-	Auburn	W	23-14	50,164	3-1-1
O 23	-	-	Navy	W	37-16	49,793	4-1-1
O 30	-	-	Duke (HC)	W	35-23	46,981	5-1-1
N 6	-	-	at Tennessee	L	7-21	52,174	5-2-1
N 13	-	-	Virginia	W	42-19	40,094	6-2-1
N 27	-	-	Georgia	L	7-17	52,013	6-3-1
D 31	-	10	vs. Texas Tech	W	31-21	60,127	7-3-1

## GATOR BOWL (Jacksonville, Fla.)

(H: 7-0, A: 2-1, N: 0-1) **9-2**

## ORANGE BOWL

Captains: Jim Breland, Bill Moorer, Billy Schroer, Sammy Burke

DATE	GT	OPP	OPPONENT	W/L	SCORE	ATT	REC
S 17	-	-	Texas A&M	W	38-3	36,215	1-0
S 24	-	-	Vanderbilt	W	42-0	42,260	2-0
O 1	9	-	Clemson	W	13-12	44,735	3-0
O 8	9	8	Tennessee	W	6-3	52,180	4-0
O 15	7	-	at Auburn <sup>1</sup>	W	17-3	54,000	5-0
O 22	6	-	Tulane	W	35-17	44,355	6-0
O 29	6	-	at Duke	W	48-7	42,000	7-0
N 5	5	-	Virginia	W	14-13	42,126	8-0
N 12	5	-	Penn State (HC)	W	21-0	50,172	9-0
N 26	5	7	at Georgia	L	14-23	48,782	9-1

## ORANGE BOWL (Miami, Fla.)

J 2 8 - vs. Florida L 12-27 72,426 9-2

FINAL RANKING: 8 (AP), 8 (UPI)

1 - Played in Birmingham, Ala.



## BUD CARSON

Head Coach (1967-71)

5 seasons

Record: 27-27-0 (.500)

## 1967

(H: 3-3, A: 1-3) **4-6**

Captains: Kim King, David Barber, Randall Edmunds

DATE	GT	OPP	OPPONENT	W/L	SCORE	ATT	REC
S 23	-	-	at Vanderbilt	W	17-10	24,000	1-0
S 30	-	-	TCU	W	24-7	55,299	2-0
O 7	-	-	Clemson	W	10-0	59,588	3-0
O 14	-	-	at Tennessee	L	13-24	55,119	3-1
O 21	-	-	Auburn	L	10-28	59,603	3-2
O 28	-	-	at Tulane	L	12-23	29,643	3-3
N 4	-	-	Duke (HC)	W	19-7	50,103	4-3
N 10	-	-	at Miami (FR)	L	7-49	48,267	4-4
N 18	-	9	Notre Dame	L	3-36	60,024	4-5
N 25	-	-	Georgia	L	14-21	53,699	4-6

**1968** (H: 3-3, A: 1-3) **4-6**
**Captains:** Bill Kinard, Joel Stevenson

DATE	GT	OPP	OPPONENT	W/L	SCORE	ATT	REC
S 21	-	-	TCU	W	17-7	43,273	1-0
S 28	-	15	Miami	L	7-10	44,774	1-1
O 5	-	-	Clemson	W	24-21	56,116	2-1
O 12	-	10	Tennessee	L	7-24	60,011	2-2
O 19	-	-	at Auburn <sup>1</sup>	W	21-20	50,000	3-2
O 26	-	-	Tulane (HC)	W	23-19	47,481	4-2
N 2	-	-	at Duke	L	30-46	25,000	4-3
N 9	-	-	Navy	L	15-35	31,624	4-4
N 16	-	9	at Notre Dame	L	6-34	50,075	4-5
N 30	-	4	at Georgia	L	8-47	59,537	4-6

1 - Played in Birmingham, Ala.

**1969** (H: 4-3, A: 0-3) **4-6**
**Captains:** Gene Spiotta, Renso Perdoni

DATE	GT	OPP	OPPONENT	W/L	SCORE	ATT	REC
S 20	-	-	SMU	W	24-21	46,624	1-0
S 27	-	-	Baylor	W	17-10	37,776	2-0
O 4	-	-	Clemson	L	10-21	50,224	2-1
O 1	-	10	at Tennessee	L	8-26	63,171	2-2
O 18	-	15	Auburn	L	14-17	59,464	2-3
O 25	-	7	at USC	L	18-29	53,341	2-4
N 1	-	-	Duke (HC)	W	20-7	41,113	3-4
N 8	-	-	at Tulane	L	7-14	19,450	3-5
N 15	-	9	Notre Dame	L	20-38	41,104	3-6
N 29	-	-	Georgia	W	6-0	60,106	4-6

**1970** (H: 6-1, A: 2-2, N: 1-0) **9-3**
**SUN BOWL CHAMPIONS**
**Captains:** Jack Williams, Renso Perdoni

DATE	GT	OPP	OPPONENT	W/L	SCORE	ATT	REC
S 12	-	17	South Carolina	W	23-20	51,206	1-0
S 19	-	-	Florida State	W	23-13	50,324	2-0
S 26	19	-	Miami	W	31-21	44,246	3-0
O 3	15	-	Clemson	W	28-7	50,113	4-0
O 10	13	20	Tennessee	L	6-17	59,624	4-1
O 17	16	8	at Auburn	L	7-31	62,391	4-2
O 24	-	-	Tulane	W	20-6	32,129	5-2
O 31	-	-	at Duke	W	24-16	32,650	6-2
N 7	-	-	Navy (HC)	W	30-8	50,105	7-2
N 14	-	1	at Notre Dame	L	7-10	59,075	7-3
N 28	16	-	at Georgia	W	17-7	59,803	8-3

**SUN BOWL** (El Paso, Texas)

D 19 13 19 vs. Texas Tech W 17-9 30,512 9-3


**FINAL RANKING:** 13 (AP), 17 (UPI)

**1971** (H: 5-3, A: 1-2, N: 0-1) **6-6**
**PEACH BOWL**
**Captains:** Brent Cunningham, Jeff Ford

DATE	GT	OPP	OPPONENT	W/L	SCORE	ATT	REC
S 11	17	-	at South Carolina	L	7-24	54,842	0-1
S 18	-	18	Michigan State	W	10-0	50,646	1-1
S 25	-	-	Army	L	13-16	40,123	1-2
O 2	-	-	Clemson	W	24-14	50,239	2-2
O 9	-	13	at Tennessee	L	6-10	63,671	2-3
O 16	-	5	Auburn	L	14-31	60,204	2-4
O 23	-	-	at Tulane	W	24-16	50,248	3-4
O 30	-	-	Duke (HC)	W	21-0	49,886	4-4
N 6	-	-	Navy	W	34-21	44,821	5-4
N 13	-	-	Florida State	W	12-6	44,261	6-4
N 25	-	7	Georgia (I)	L	24-28	60,124	6-5

**PEACH BOWL** (Atlanta, Ga.)

D 30 - 17 vs. Ole Miss L 18-41 36,771 6-6


**BILL FULCHER**
**Head Coach (1972-73)**
**2 seasons**
**Record: 12-10-1 (.543)**
**1972** (H: 5-1-1, A: 1-3, N: 1-0) **7-4-1**
**LIBERTY BOWL CHAMPIONS**
**Captains:** Brad Bourne, Rick Lantz

DATE	GT	OPP	OPPONENT	W/L	SCORE	ATT	REC
S 9	-	15	Tennessee	L	3-34	52,112	0-1
S 16	-	-	South Carolina	W	34-6	48,224	1-1
S 23	-	18	at Michigan State	W	21-16	44,141	2-1
S 30	-	-	Rice	T	36-36	41,179	2-1-1
O 7	-	-	Clemson	W	31-9	50,239	3-1-1
O 21	-	14	at Auburn	L	14-24	60,261	3-2-1
O 28	-	-	Tulane (HC)	W	21-7	48,096	4-2-1
N 4	-	-	at Duke	L	14-20	37,300	4-3-1
N 11	-	-	Boston College	W	42-10	36,114	5-3-1
N 18	-	-	Navy	W	30-7	39,233	6-3-1
D 2	-	-	Georgia	L	7-27	60,241	6-4-1

**LIBERTY BOWL** (Memphis, Tenn.)

D 18 - - vs. Iowa State W 31-30 50,021 7-4-1

**FINAL RANKING:** 20 (AP)

**1973** (H: 4-3, A: 0-3, N: 1-0) **5-6**
**Captains:** Jim Owings, Steve Putnal

DATE	GT	OPP	OPPONENT	W/L	SCORE	ATT	REC
S 15	-	-	at South Carolina	L	28-41	51,584	0-1
S 22	-	1	USC	L	6-23	58,228	0-2
S 29	-	-	Clemson	W	29-21	48,062	1-2
O 6	-	-	Army	W	14-10	50,111	2-2
O 13	-	8	at Tennessee	L	14-20	70,616	2-3
O 20	-	-	Auburn	L	10-24	59,123	2-4
O 27	-	-	at Tulane	L	14-23	66,826	2-5
N 3	-	-	Duke (HC)	W	12-10	47,129	3-5
N 10	-	-	VMI	W	36-7	38,112	4-5
N 17	-	-	Navy <sup>1</sup>	W	26-22	26,235	5-5
D 1	-	-	Georgia	L	3-10	60,316	5-6

1 - Played in Baltimore, Md.





## PEPPER RODGERS

**Head Coach (1974-79)**

**6 seasons**

**Record:** 34-31-2 (.522)

### 1974 (H: 5-2, A: 1-3) **6-5**

**Captains:** Billy Shields, Joe Harris, Randy Rhino

DATE	GT	OPP	OPPONENT	W/L	SCORE	ATT	REC
S 9	-	2	Notre Dame (MON)	L	7-31	44,228	0-1
S 14	-	-	South Carolina	W	35-20	47,171	1-1
S 21	-	15	Pittsburgh	L	17-27	37,361	1-2
S 28	-	-	at Clemson	L	17-21	42,000	1-3
O 5	-	-	Virginia	W	28-24	26,371	2-3
O 12	-	-	North Carolina (HC)	W	29-28	38,413	3-3
O 19	-	5	at Auburn	L	22-31	62,907	3-4
O 26	-	18	Tulane	W	27-7	48,623	4-4
N 2	-	-	at Duke	L	0-9	34,500	4-5
N 16	-	-	Navy	W	22-0	41,132	5-5
N 30	-	-	at Georgia	W	34-14	47,500	6-5

### 1975 (H: 6-2, A: 1-2) **7-4**

**Captains:** Mark Hunter, Rick Gibney, Steve Crawford

DATE	GT	OPP	OPPONENT	W/L	SCORE	ATT	REC
S 13	-	-	at South Carolina	L	17-23	51,428	0-1
S 20	-	-	Miami	W	38-23	32,334	1-1
S 27	-	-	Clemson	W	33-28	46,212	2-1
O 4	-	-	Florida State	W	30-0	35,261	3-1
O 11	-	-	VMI	W	38-10	40,194	4-1
O 18	-	-	Auburn	L	27-31	58,316	4-2
O 25	-	-	at Tulane	W	23-0	63,333	5-2
N 1	-	-	Duke (HC)	W	21-6	44,116	6-2
N 8	-	12	at Notre Dame	L	3-24	59,075	6-3
N 15	-	-	Navy	W	14-13	36,231	7-3
N 27	-	15	Georgia (T)	L	26-42	55,135	7-4

### 1976 (H: 3-3-1, A: 1-3) **4-6-1**

**Captains:** Lucius Sanford, Leo Tierney, Tony Daykin

DATE	GT	OPP	OPPONENT	W/L	SCORE	ATT	REC
S 11	-	-	South Carolina	L	17-27	38,923	0-1-0
S 18	-	3	Pittsburgh	L	14-42	43,424	0-2-0
S 25	-	-	Clemson	T	24-24	43,937	0-2-1
O 2	-	-	Virginia	W	35-14	38,119	1-2-1
O 9	-	-	Tennessee	L	7-42	55,631	1-3-1
O 16	-	-	at Auburn	W	28-10	63,876	2-3-1
O 23	-	-	Tulane	W	28-16	31,214	3-3-1
O 30	-	-	at Duke	L	7-31	30,300	3-4-1
N 6	-	11	Notre Dame (HC)	W	23-14	50,079	4-4-1
N 13	-	-	at Navy	L	28-34	20,010	4-5-1
N 27	-	4	at Georgia	L	10-13	60,500	4-6-1

### 1977 (H: 4-2, A: 2-3) **6-5**

**Captains:** Lucius Sanford, Randy Pass, Freeman Colbert, Lawton Hydrick

DATE	GT	OPP	OPPONENT	W/L	SCORE	ATT	REC
S 10	-	-	at South Carolina	L	0-17	55,934	0-1
S 17	-	-	Miami	W	10-6	31,916	1-1
S 24	-	-	Clemson	L	14-31	50,116	1-2
O 1	-	-	Air Force	W	30-3	30,067	2-2
O 8	-	-	at Tennessee	W	24-8	82,631	3-2
O 15	-	-	at Auburn	W	38-21	54,961	4-2
O 22	-	-	at Tulane	W	38-14	28,345	5-2
O 29	-	-	Duke (HC)	L	24-25	47,131	5-3
N 5	-	5	at Notre Dame	L	14-69	59,075	5-4
N 12	-	-	at Navy	L	16-20	18,590	5-5
N 26	-	-	Georgia	W	16-7	60,104	6-5

### 1978 (H: 5-2, A: 2-2, N: 0-1) **7-5**

**PEACH BOWL**

**Captains:** Eddie Lee Ivery, Donald Patterson, Jeff Shank, Mike Taylor

DATE	GT	OPP	OPPONENT	W/L	SCORE	ATT	REC
S 9	-	-	at Duke	L	10-28	27,865	0-1
S 16	-	-	California	L	22-34	26,577	0-2
S 23	-	-	Tulane	W	27-17	25,805	1-2
S 30	-	-	The Citadel	W	28-0	21,802	2-2
O 7	-	-	South Carolina	W	6-3	36,128	3-2
O 14	-	-	Miami	W	24-19	29,695	4-2
O 21	-	-	at Auburn	W	24-10	59,111	5-2
O 28	-	-	Florida (HC)	W	17-13	44,866	6-2
N 11	-	-	at Air Force	W	42-21	19,564	7-2
N 18	20	10	Notre Dame	L	21-38	54,526	7-3
D 2	-	11	at Georgia	L	28-29	59,700	7-4

**PEACH BOWL (Atlanta, Ga.)**

D 25	-	7	vs. Purdue	L	21-41	20,277	7-5
------	---	---	------------	---	-------	--------	-----

## ACC

## 1979-PRESENT

### 1979 (H: 4-2, A: 0-4-1) **4-6-1**

**Captain:** Tom Daniel

DATE	GT	OPP	OPPONENT	W/L	SCORE	ATT	REC
S 8	-	2	Alabama	L	6-30	57,621	0-1
S 22	-	-	at Florida	T	7-7	60,313	0-1-1
S 29	-	-	William & Mary	W	33-7	28,511	1-1-1
O 6	-	10	at Notre Dame	L	13-21	59,075	1-2-1
O 13	-	-	at Tennessee	L	0-31	85,524	1-3-1
O 20	-	14	Auburn	L	14-38	54,236	1-4-1
O 27	-	-	at Tulane	L	7-12	51,963	1-5-1
N 3	-	-	Duke	W	24-14	23,445	2-5-1
N 10	-	-	at Air Force (HC)	W	21-0	30,113	3-5-1
N 17	-	-	Navy	W	24-14	24,318	4-5-1
N 24	-	-	Georgia	L	3-16	48,781	4-6-1



**BILL CURRY**

**Head Coach (1980-86)**  
**7 seasons**  
**Record: 31-43-4 (.423)**

**1980** (H: 1-4-1, A: 0-5) **1-9-1**

**Captains:** Ben Utt, Duane Wood, Ken Taylor, Darrell Thomas

DATE	GT	OPP	OPPONENT	W/L	SCORE	ATT	REC
S 6	-	2	at Alabama <sup>1</sup>	L	3-26	78,410	0-1
S 20	-	-	Florida	L	12-45	35,165	0-2
S 27	-	-	Memphis	W	17-8	28,062	1-2
O 4	-	10	at North Carolina	L	0-33	49,750	1-3
O 11	-	-	Tennessee	L	10-23	50,127	1-4
O 18	-	-	at Auburn	L	14-17	57,950	1-5
O 25	-	-	Tulane (HC)	L	14-31	35,119	1-6
N 1	-	-	at Duke	L	12-17	18,200	1-7
N 8	-	1	Notre Dame	T	3-3	41,226	1-7-1
N 15	-	-	Navy	L	8-19	17,631	1-8-1
N 29	-	1	at Georgia	L	20-38	62,800	1-9-1

1 - Played in Birmingham, Ala.

**1981** (H: 0-6, A: 1-4) **1-10**

**Captains:** David Lutz, Lance Skelton, Mark Bradley, Ken Carney

DATE	GT	OPP	OPPONENT	W/L	SCORE	ATT	REC
S 12	-	4	at Alabama <sup>1</sup>	W	24-21	78,865	1-0
S 19	-	-	at Florida	L	6-27	63,876	1-1
S 26	-	-	Memphis	L	15-28	32,463	1-2
O 3	-	6	North Carolina	L	7-28	39,263	1-3
O 10	-	-	at Tennessee	L	7-10	94,478	1-4
O 17	-	-	Auburn	L	7-31	50,263	1-5
O 24	-	-	at Tulane	L	10-27	37,431	1-6
O 31	-	-	Duke (HC)	L	24-38	30,232	1-7
N 7	-	-	at Notre Dame	L	3-35	59,075	1-8
N 14	-	-	Navy	L	14-20	20,129	1-9
N 28	-	3	Georgia	L	7-44	58,623	1-10

1 - Played in Birmingham, Ala.

**1982** (H: 3-2, A: 3-3) **6-5**

**Captains:** David Lutz, Sammy Brown, Kevin Brownlee

DATE	GT	OPP	OPPONENT	W/L	SCORE	ATT	REC
S 11	-	4	Alabama	L	7-45	57,126	0-1
S 18	-	-	The Citadel	W	36-7	24,463	1-1
S 25	-	-	at Memphis	W	24-20	15,061	2-1
O 2	-	12	at North Carolina	L	0-41	49,500	2-2
O 9	-	-	at Tulane	W	19-13	34,321	3-2
O 16	-	-	at Auburn	L	0-24	57,000	3-3
O 23	-	-	Tennessee	W	31-21	43,182	4-3
O 30	-	-	Duke (HC)	L	21-38	36,562	4-4
N 6	-	-	Virginia	W	38-32	22,103	5-4
N 13	-	-	at Wake Forest	W	45-7	19,257	6-4
N 27	-	1	at Georgia	L	18-38	82,122	6-5

**1983** (H: 2-4, A: 1-4) **3-8, 3-2** (3rd, ACC)

**Captains:** Rob Horton, Dean Waters, Ron Rice

DATE	GT	OPP	OPPONENT	W/L	SCORE	ATT	REC
S 10	-	14	at Alabama <sup>1</sup>	L	7-20	77,143	0-1
S 17	-	-	Furman	L	14-17	24,311	0-2
S 24	-	-	at Clemson*	L	14-41	73,000	0-3
O 1	-	5	North Carolina*	L	21-38	34,000	0-4
O 8	-	-	at NC State*	W	20-10	40,800	1-4
O 15	-	5	Auburn	L	13-31	55,112	1-5
O 22	-	-	at Tennessee	L	3-37	94,768	1-6
O 29	-	-	at Duke*	L	26-32	17,650	1-7
N 3	-	-	Virginia* THU	W	31-27	22,032	2-7
N 12	-	-	Wake Forest* (HC)	W	49-33	26,330	3-7
N 26	-	7	Georgia	L	24-27	59,113	3-8

**1984** (H: 4-2, A: 2-2-1) **6-4-1, 2-2-1** (5th, ACC)

**Captains:** David Bell, Ronnie Chisholm, Robert Lavette

DATE	GT	OPP	OPPONENT	W/L	SCORE	ATT	REC
S 15	-	19	Alabama	W	16-6	56,107	1-0
S 22	-	-	The Citadel	W	48-3	31,684	2-0
S 29	18	13	Clemson*	W	28-21	57,704	3-0
O 6	12	-	NC State*	L	22-27	32,627	3-1
O 13	20	-	at Virginia*	T	20-20	40,067	3-1-1
O 20	-	13	at Auburn	L	34-48	75,216	3-2-1
O 27	-	-	Tennessee	L	21-24	45,167	3-3-1
N 3	-	-	Duke* (HC)	W	31-3	36,393	4-3-1
N 10	-	-	at North Carolina*	L	17-24	47,000	4-4-1
N 17	-	-	at Wake Forest*	W	24-7	22,700	5-4-1
D 1	-	18	at Georgia	W	35-18	82,122	6-4-1

**1985** (H: 5-2, A: 3-0-1, N: 1-0) **9-2-1, 5-1** (2nd, ACC)

**ALL-AMERICAN BOWL CHAMPIONS**

**Captains:** John Ivemeyer, Ted Roof, Mike Snow

DATE	GT	OPP	OPPONENT	W/L	SCORE	ATT	REC
S 14	-	-	at NC State*	W	28-18	32,100	1-0
S 21	-	-	Virginia*	L	13-24	38,291	1-1
S 28	-	-	at Clemson*	W	14-3	78,000	2-1
O 5	-	-	North Carolina*	W	31-0	35,625	3-1
O 12	-	-	Western Carolina (HC)	W	24-17	36,111	4-1
O 19	-	8	Auburn	L	14-17	57,501	4-2
O 26	-	16	at Tennessee	T	6-6	94,575	4-2-1
N 2	-	-	at Duke*	W	9-0	14,400	5-2-1
N 9	-	-	Chattanooga	W	35-7	25,763	6-2-1
N 16	-	-	Wake Forest*	W	41-10	28,575	7-2-1
N 30	-	20	Georgia	W	20-16	59,602	8-2-1

**ALL-AMERICAN BOWL** (Birmingham, Ala.)

D 31 - vs. Michigan State W 17-14 45,000 9-2-1

**FINAL RANKING:** 19 (AP), 18 (UPI), 18 (USA), 17 (TSN)

**1986** (H: 4-1-1, A: 1-4) **5-5-1, 3-3** (4th, ACC)

**Captains:** Cory Collier, Kyle Ambrose, Bart Jones

DATE	GT	OPP	OPPONENT	W/L	SCORE	ATT	REC
S 13	-	-	Furman	T	17-17	33,352	0-0-1
S 20	-	-	at Virginia*	W	28-14	34,800	1-0-1
S 27	-	-	Clemson*	L	3-27	46,062	1-1-1
O 4	-	-	at North Carolina*	L	20-21	50,000	1-2-1
O 11	-	17	NC State*	W	59-21	24,110	2-2-1
O 18	-	7	at Auburn	L	10-31	72,500	2-3-1
O 25	-	-	Tennessee	W	14-13	28,432	3-3-1
N 1	-	-	Duke* (HC)	W	34-6	37,102	4-3-1
N 8	-	-	VMI	W	52-6	23,542	5-3-1
N 22	-	-	at Wake Forest*	L	21-24	17,300	5-4-1
N 29	-	18	at Georgia	L	24-31	82,122	5-5-1



## BOBBY ROSS

**Head Coach (1987-91)**

**5 seasons**

**Record:** 31-26-1 (.543)

**1987** (H: 2-5, A: 0-4) **2-9, 0-6** (8th, ACC)

**Captains:** Ivery Lee, Malcolm King

DATE	GT	OPP	OPPONENT	W/L	SCORE	ATT	REC
S 12	-	-	The Citadel	W	51-12	31,211	1-0
S 19	-	-	North Carolina*	L	23-30	33,151	1-1
S 26	-	9	at Clemson*	L	12-33	80,000	1-2
O 3	-	-	at NC State*	L	0-17	36,300	1-3
O 10	-	-	Indiana State	W	38-0	30,039	2-3
O 17	-	5	Auburn	L	10-20	45,559	2-4
O 24	-	13	at Tennessee	L	15-29	93,011	2-5
O 31	-	-	at Duke*	L	14-48	30,800	2-6
N 7	-	-	Virginia* (HC)	L	14-23	38,111	2-7
N 21	-	-	Wake Forest*	L	6-33	21,114	2-8
N 28	-	14	Georgia	L	16-30	45,103	2-9

**1988** (H: 3-3, A: 0-5) **3-8, 0-7** (8th, ACC)

**Captains:** Eric Bearden, Cedric Stallworth

DATE	GT	OPP	OPPONENT	W/L	SCORE	ATT	REC
S 10	-	-	Chattanooga	W	24-10	22,720	1-0
S 17	-	-	at Virginia*	L	16-17	24,800	1-1
S 24	-	12	Clemson*	L	13-30	45,106	1-2
O 1	-	-	NC State*	L	6-14	36,892	1-3
O 8	-	-	at Maryland*	L	8-13	36,969	1-4
O 15	-	8	South Carolina	W	34-0	45,103	2-4
O 22	-	-	at North Carolina*	L	17-20	42,000	2-5
O 29	-	-	Duke* (HC)	L	21-31	40,393	2-6
N 5	-	-	VMI	W	34-7	26,923	3-6
N 12	-	-	at Wake Forest*	L	24-28	21,500	3-7
N 26	-	20	at Georgia	L	3-24	82,011	3-8

**1989** (H: 6-1, A: 1-3) **7-4, 4-3** (14th, ACC)

**Captains:** Jerry Mays, Eric Thomas

DATE	GT	OPP	OPPONENT	W/L	SCORE	ATT	REC
S 9	-	25	at NC State*	L	28-38	40,800	0-1
S 16	-	-	Virginia*	L	10-17	38,062	0-2
S 23	-	-	at South Carolina	L	10-21	70,018	0-3
O 7	-	-	Maryland*	W	28-24	32,062	1-3
O 14	-	14	at Clemson*	W	30-14	82,500	2-3
O 21	-	-	North Carolina* (HC)	W	17-14	41,114	3-3
O 28	-	-	at Duke*	L	19-30	38,621	3-4
N 4	-	-	Western Carolina	W	34-7	28,821	4-4
N 18	-	-	Wake Forest*	W	43-14	26,114	5-4
N 25	-	-	Boston College	W	13-12	28,221	6-4
D 2	-	-	Georgia	W	33-22	46,064	7-4

■ Beginning with 1990, rankings listed are AP / Coaches. The Coaches' Poll was released by UPI in 1990, then USA TODAY beginning in 1991.

**1990** (H: 6-0, A: 4-0-1, N: 1-0) **11-0-1, 7-0** (1st, ACC)

**NATIONAL CHAMPIONS (UPI), ACC CHAMPIONS**

**Captains:** Darryl Jenkins, Jerimiah McClary

DATE	GT	OPP	OPPONENT	W/L	SCORE	ATT	REC
S 8	-	-	NC State*	W	21-13	40,021	1-0
S 22	-	-	Chattanooga	W	44-9	32,911	2-0
S 29	-	25/-	South Carolina	W	27-6	46,011	3-0
O 6	23/18	-	at Maryland*	W	31-3	31,941	4-0
O 13	18/15 15/14	-	Clemson*	W	21-19	46,066	5-0
O 20	11/11	-	at North Carolina*	T	13-13	48,000	5-0-1
O 27	16/12	-	Duke* (HC)	W	48-31	44,061	6-0-1
N 3	16/14 1/1	-	at Virginia*	W	41-38	49,700	7-0-1
N 10	7/7	-	Virginia Tech	W	6-3	43,011	8-0-1
N 17	4/5	-	at Wake Forest*	W	42-7	13,493	9-0-1
D 1	2/3	-	at Georgia	W	40-23	82,122	10-0-1

**FLORIDA CITRUS BOWL** (Orlando, Fla.)

J 1 2/2 19/13 vs. Nebraska W 45-21 73,328 11-0-1

**FINAL RANKING:** 1 (UPI), 1 (TSN), 2 (AP), 2 (USA)

**1991** (H: 5-1, A: 2-3, N: 1-1) **8-5, 5-2** (t2nd, ACC)

**ALOHA BOWL CHAMPIONS**

**Captains:** Mike Mooney, Willie Clay, Steve Pharr

DATE	GT	OPP	OPPONENT	W/L	SCORE	ATT	REC
A 28	*8/6 7/8	vs. Penn State <sup>1</sup> WED	L	22-34	77,409	0-1	
S 14	17/18	-	at Boston College	W	30-14	26,108	1-1
S 19	17/19	-	Virginia* THU	W	24-21	42,192	2-1
S 28	19/18 7/5	at Clemson*	L	7-9	83,500	2-2	
O 5	21/23 19/18	at NC State*	L	21-28	44,105	2-3	
O 12	-	-	Maryland*	W	34-10	42,011	3-3
O 19	-	-	at South Carolina	L	14-23	67,220	3-4
O 26	-	-	North Carolina* (HC)	W	35-14	45,542	4-4
N 2	-	-	at Duke*	W	17-6	38,732	5-4
N 9	-	-	Furman	W	19-17	40,039	6-4
N 16	-	-	Wake Forest*	W	27-3	38,124	7-4
N 30	-	25/-	Georgia	L	15-18	46,053	7-5

**ALOHA BOWL** (Honolulu, Hawaii)

D 25 - 17/17 vs. Stanford W 18-17 34,433 8-5

1 - Kickoff Champ (East Rutherford, N.J.)

\* Preseason poll



## BILL LEWIS

**Head Coach (1992-94)**
**3 seasons**
**Record: 11-19 (.367)**


## GEORGE O'LEARY

**Head Coach (1995-2001)**
**7 seasons**
**Record: 52-33 (.612)**

### 1992 (H: 4-2, A: 1-4) **5-6, 4-4** (4th, ACC)

**Captains:** Shawn Jones, Coleman Rudolph, Kevin Battle, Steve Pharr

DATE	GT	OPP	OPPONENT	W/L	SCORE	ATT	REC
S 12	24/24	-	Western Carolina	W	37-19	41,911	1-0
S 19	22/20	20/19	at Virginia*	L	24-55	42,100	1-1
S 26	-	16/14	Clemson*	W	20-16	46,033	2-1
O 3	23/23	21/18	NC State*	W	16-13	40,761	3-1
O 10	17/17	-	at Maryland*	W	28-26	26,250	4-1
O 17	16/17	6/6	Florida State*	L	24-29	46,226	4-2
O 24	19/19	-	at North Carolina*	L	14-26	52,800	4-3
O 31	-	-	Duke* (HC)	W	20-17	44,129	5-3
N 7	-	-	at Baylor	L	27-31	38,213	5-4
N 14	-	-	Wake Forest*	L	10-23	40,066	5-5
N 28	-	9/10	at Georgia	L	17-31	85,434	5-6

### 1993 (H: 3-3, A: 2-3) **5-6, 3-5** (6th, ACC)

**Captains:** Tom Johnson, Dorsey Levens

DATE	GT	OPP	OPPONENT	W/L	SCORE	ATT	REC
S 11	-	-	Furman	W	37-3	43,200	1-0
S 16	-	25/23	Virginia* THU	L	14-35	41,300	1-1
S 25	-	-	at Clemson*	L	13-16	75,000	1-2
O 2	-	1/1	at Florida State*	L	0-51	74,611	1-3
O 9	-	-	Maryland*	W	38-0	36,218	2-3
O 16	-	14/13	North Carolina*	L	3-41	39,216	2-4
O 23	-	-	at NC State*	L	23-28	40,123	2-5
O 30	-	-	at Duke*	W	47-14	30,470	3-5
N 6	-	-	Baylor (HC)	W	37-27	42,175	4-5
N 13	-	-	at Wake Forest*	W	38-28	21,113	5-5
N 25	-	-	Georgia (T)	L	10-43	46,018	5-6

### 1994 (H: 1-5, A: 0-5) **1-10, 0-8** (9th, ACC)

**Captains:** Jason Bender, Jamal Cox

DATE	GT	OPP	OPPONENT	W/L	SCORE	ATT	REC
S 1	-	*7/8	Arizona THU	L	14-19	45,112	0-1
S 10	-	-	Western Carolina	W	45-26	40,012	1-1
S 24	-	-	Duke*	L	12-27	40,107	1-2
O 1	-	22/20	at NC State*	L	13-21	43,216	1-3
O 8	-	14/14	at North Carolina*	L	24-31	52,200	1-4
O 15	-	-	Virginia*	L	7-24	38,365	1-5
O 22	-	-	at Maryland*	L	27-42	30,429	1-6
N 5	-	8/6	Florida State*	L	10-41	45,206	1-7
N 12	-	-	at Clemson*	L	10-20	71,000	1-8
N 19	-	-	Wake Forest* (HC)	L	13-20	35,706	1-9
N 25	-	-	at Georgia FR	L	10-48	84,113	1-10

\*Was preseason No. 1 by Sports Illustrated

- George O'Leary was named interim head coach on Nov. 7, 1994, with three games remaining in the season. He was named permanently on Nov. 28, 1994.

### 1995 (H: 4-2, A: 2-3) **6-5, 5-3** (4th, ACC)

**Captains:** Michael Cheever, Donnie Davis, Ryan Stewart

DATE	GT	OPP	OPPONENT	W/L	SCORE	ATT	REC
S 2	-	-	Furman	W	51-7	38,511	1-0
S 7	-	17/15	at Arizona THU	L	19-20	46,786	1-1
S 16	-	16/17	at Virginia*	L	14-41	36,500	1-2
S 28	-	16/17	Maryland* THU	W	31-3	44,137	2-2
O 7	-	-	at Duke*	W	37-21	20,110	3-2
O 14	-	-	North Carolina*	W	27-25	40,201	4-2
O 21	-	1/1	at Florida State*	L	10-42	76,400	4-3
O 28	-	-	Clemson* (HC)	L	3-24	45,245	4-4
N 4	-	-	at Wake Forest*	W	24-23	23,114	5-4
N 11	-	-	NC State*	W	27-19	33,121	6-4
N 23	-	-	Georgia (T)	L	17-18	46,205	6-5

### 1996 (H: 4-2, A: 1-4) **5-6, 4-4** (5th, ACC)

**Captains:** Curtis McGee, Nathan Perryman

DATE	GT	OPP	OPPONENT	W/L	SCORE	ATT	REC
S 7	-	-	at NC State*	W	28-16	41,500	1-0
S 14	-	-	Wake Forest*	W	30-10	45,750	2-0
S 21	-	11/13	at North Carolina*	L	0-16	50,000	2-1
S 26	-	-	Duke* THU	W	48-22	44,145	3-1
O 5	-	12/11	Virginia*	W	13-7	44,900	4-1
O 19	22/24	-	at Clemson*	L	25-28	70,000	4-2
O 26	-	-	UCF (HC)	W	27-20	43,610	5-2
N 2	-	3/2	Florida State*	L	3-49	46,311	5-3
N 14	-	-	at Maryland* THU	L	10-13	22,510	5-4
N 23	-	-	Navy	L	26-36	44,415	5-5
N 30	-	-	at Georgia	L	10-19	78,062	5-6

### 1997 (H: 3-2, A: 3-3, N: 1-0) **7-5, 5-3** (3rd, ACC)

#### CARQUEST BOWL CHAMPIONS

**Captains:** Keith Brooking, Ken Celaj, Ron Rogers, Harvey Middleton

DATE	GT	OPP	OPPONENT	W/L	SCORE	ATT	REC
S 6	-	11/13	at Notre Dame	L	13-17	80,225	0-1
S 20	-	-	at Wake Forest*	W	28-26	22,832	1-1
S 27	-	17/21	Clemson*	W	23-20	45,275	2-1
O 4	-	-	at Boston College	W	42-14	38,462	3-1
O 11	25/-	-	NC State* (HC)	W	27-17	44,915	4-1
O 18	21/25	3/3	at Florida State*	L	0-38	78,157	4-2
O 30	-	5/5	North Carolina* THU	L	13-16	45,126	4-3
N 8	-	-	at Virginia*	L	31-35	41,000	4-4
N 15	-	-	at Duke*	W	41-38	22,638	5-4
N 22	-	-	Maryland*	W	37-18	35,267	6-4
N 29	-	14/14	Georgia	L	24-27	46,015	6-5

#### CARQUEST BOWL (Miami Gardens, Fla.)

D 29 - - vs. West Virginia W 35-30 28,262 7-5

**FINAL RANKING:** 25 (AP)

**1998** (H: 4-2, A: 5-0, N: 1-0) **10-2, 7-1** (1st, ACC)**GATOR BOWL CHAMPIONS, ACC CO-CHAMPIONS**

Captains: Jerry Caldwell, Charlie Rogers, Kofi Smith

DATE	GT	OPP	OPPONENT	W/L	SCORE	ATT	REC
S 5	-	-	Boston College	L	31-41	38,229	0-1
S 12	-	-	New Mexico State	W	42-7	36,382	1-1
S 26	-	-	at North Carolina*	W	43-21	59,500	2-1
O 3	-	-	Duke*	W	41-13	35,724	3-1
O 10	-	23/23	at NC State*	W	47-24	48,600	4-1
O 17	25/25	7/6	Virginia* (HC)	W	41-38	46,018	5-1
O 24	20/19	6/6	Florida State*	L	7-34	46,362	5-2
O 31	23/24	-	at Maryland*	W	31-14	25,183	6-2
N 12	22/23	-	at Clemson* THU	W	24-21	62,000	7-2
N 21	21/21	-	Wake Forest*	W	63-35	40,110	8-2
N 28	17/18	12/12	at Georgia	W	21-19	86,117	9-2

**TOYOTA GATOR BOWL** (Jacksonville, Fla.)

J 1 12/12 17/18 vs. Notre Dame W 35-28 70,791 10-2

**FINAL RANKING:** 9 (AP), 11 (USA)

1 - Played in Baltimore, Md.

**1999** (H: 6-0, A: 2-3, N: 0-1) **8-4, 5-3** (t2nd, ACC)**GATOR BOWL**

Captains: Joe Hamilton, Travares Tillman

DATE	GT	OPP	OPPONENT	W/L	SCORE	ATT	REC
S 4	10/11	-	Navy	W	49-14	30,311	1-0
S 11	10/10	1/1	at Florida State*	L	35-41	80,187	1-1
S 18	12/13	-	UCF	W	41-10	45,355	2-1
S 30	10/12	-	Maryland* THU	W	49-31	44,612	3-1
O 9	7/8	-	North Carolina* (HC)	WOT	31-24	46,110	4-1
O 16	8/9	-	at Duke*	W	38-31	16,648	5-1
O 30	7/7	-	NC State*	W	48-21	46,012	6-1
N 6	7/7	-	at Virginia*	L	38-45	44,500	6-2
N 13	13/14	-	Clemson*	W	45-42	46,085	7-2
N 20	14/12	-	at Wake Forest*	L	23-26	25,230	7-3
N 27	20/16	16/21	Georgia	WOT	51-48	46,450	8-3

**TOYOTA GATOR BOWL** (Jacksonville, Fla.)

J 1 17/15 23/23 vs. Miami L 13-28 43,416 8-4

**FINAL RANKING:** 21 (AP), 20 (USA)**2000** (H: 5-1, A: 4-1, N: 0-1) **9-3, 6-2** (t2nd, ACC)**CHICK-FIL-A PEACH BOWL**

Captains: Chris Brown, Felipe Claybrooks, Brent Key, Jon Muires

DATE	GT	OPP	OPPONENT	W/L	SCORE	ATT	REC
A 27	-	11/10	at Virginia Tech <sup>1</sup> - canceled (weather)				
S 2	-	-	UCF	W	21-17	40,993	1-0
S 9	-	2/2	Florida State*	L	21-26	46,381	1-1
S 16	-	-	Navy	W	40-13	46,032	2-1
S 21	-	-	at NC State* THU	LOT	23-30	49,857	2-2
S 30	-	-	at North Carolina*	W	42-28	52,000	3-2
O 14	-	-	Wake Forest* (HC)	W	52-20	43,829	4-2
O 21	-	-	Duke*	W	45-10	36,908	5-2
O 28	25/-	5/4	at Clemson*	W	31-28	84,000	6-2
N 9	24/-	-	Virginia* THU	W	35-0	41,885	7-2
N 18	20/22	-	at Maryland*	W	35-22	24,701	8-2
N 25	18/19	19/18	at Georgia	W	27-15	85,912	9-2

**CHICK-FIL-A PEACH BOWL** (Atlanta, Ga.)

D 29 15/17 - vs. LSU L 14-28 73,614 9-3

**FINAL RANKING:** 17 (AP), 19 (USA)

1 - BCA Bowl in Blacksburg (Va.) game canceled because of weather

**2001** (H: 3-3, A: 3-2, N: 2-0) **8-5, 4-4** (t4th, ACC)**SEATTLE BOWL CHAMPIONS**

Captains: George Godsey, Sean Gregory, Ross Mitchell,

Nick Rogers, Chris Young

DATE	GT	OPP	OPPONENT	W/L	SCORE	ATT	REC
A 26	10/13	-	vs. Syracuse <sup>1</sup>	W	13-7	41,517	1-0
S 1	11/14	-	The Citadel	W	35-7	41,804	2-0
S 8	10/13	-	at Navy	W	70-7	30,602	3-0
S 29	9/11	2/25	Clemson*	LOT	44-47	41,924	3-1
O 6	17/17	-	at Duke*	W	37-10	10,431	4-1
O 11	15/15	22/20	Maryland* THU	LOT	17-20	40,574	4-2
O 20	23/25	-	NC State* (HC)	W	27-17	41,942	5-2
N 1	23/21	22/-	North Carolina* THU	W	28-12	41,893	6-2
N 10	20/17	-	Virginia*	L	38-39	52,494	6-3
N 17	2/23	-	at Wake Forest*	W	38-33	24,263	7-3
N 24	21/19	19/23	Georgia	L	17-31	41,974	7-4
D 1	-	-	at Florida State* <sup>2</sup>	L	17-28	82,269	7-5

**SEATTLE BOWL** (Seattle, Wash.)D 27 - 11/11 vs. Stanford<sup>3</sup> W 24-14 30,144 8-5**FINAL RANKING:** 24 (AP)

1 - Kickoff Classic (East Rutherford, N.J.)

2 - Game originally scheduled for Sept. 15 but postponed to Dec. 1

3 - Mac McWhorter served as interim head coach after George O'Leary resigned

**CHAN GAILEY****Head Coach (2002-07)****6 seasons****Record:** 44-32 (.579)**2002** (H: 4-2, A: 3-3, N: 0-1) **7-6, 4-4** (t5th, ACC)**SILICON VALLEY CLASSIC**

Captains: Jeremy Muires, Raymond Roberts-Blake, Kerry Watkins,

Ricardo Wimbusch

DATE	GT	OPP	OPPONENT	W/L	SCORE	ATT	REC
A 31	-	-	Vanderbilt	W	45-3	43,719	1-0
S 7	-	-	at Connecticut	W	31-14	16,751	2-0
S 14	-	-	at Clemson*	L	19-24	78,000	2-1
S 21	-	-	BYU	W	28-19	43,719	3-1
S 28	-	-	at North Carolina*	W	21-13	57,000	4-1
O 5	-	-	Wake Forest*	L	21-24	43,719	4-2
O 17	-	-	at Maryland* THU	L	10-34	41,766	4-3
O 26	-	-	Virginia* (HC)	W	23-15	42,727	5-3
N 2	-	10/8	at NC State*	W	24-17	51,500	6-3
N 9	-	17/18	Florida State*	L	13-21	43,719	6-4
N 16	-	-	Duke*	W	17-2	41,335	7-4
N 30	-	5/5	at Georgia	L	7-51	86,520	7-5

**SILICON VALLEY CLASSIC** (San Jose, Calif.)

D 31 - - vs. Fresno State L 21-30 10,132 7-6



**2003** (H: 4-2, A: 2-4, N: 1-0) **7-6, 4-4** (4th, ACC)

**HUMANITARIAN BOWL CHAMPIONS**

Captains: John Paul Foschi, Hugh Reilly, Daryl Smith

DATE	GT	OPP	OPPONENT	W/L	SCORE	ATT	REC
A 28	-	-	at BYU THU	L	13-24	61,930	0-1
S 6	-	17/19	Auburn	W	17-3	55,000	1-1
S 13	-	10/11	at Florida State*	L	13-14	82,133	1-2
S 20	-	-	Clemson*	L	3-39	53,189	1-3
S 27	-	-	at Vanderbilt	WOT	24-17	25,007	2-3
O 4	-	-	NC State* (HC)	W	29-21	50,113	3-3
O 11	-	-	at Wake Forest*	W	24-7	27,382	4-3
O 23	-	-	Maryland* THU	W	7-3	51,524	5-3
N 8	-	-	at Duke*	L	17-41	12,976	5-4
N 15	-	-	North Carolina*	W	41-24	52,346	6-4
N 22	-	-	at Virginia*	L	17-29	58,526	6-5
N 29	-	5/5	Georgia	L	17-34	55,000	6-6
J 4	-	-	vs. Tulsa	W	52-10	23,118	7-6

**2004** (H: 3-3, A: 3-2, N: 1-0) **7-5, 4-4** (6th, ACC)

**CHAMPS SPORTS BOWL CHAMPIONS**

Captains: James Butler, Nate Curry, Andy Tidwell-Neal

DATE	GT	OPP	OPPONENT	W/L	SCORE	ATT	REC
S 4	-	-	Samford	W	28-7	43,100	1-0
S 11	-	20/18	at Clemson*	W	28-24	82,000	2-0
S 18	-	-	at North Carolina*	L	13-34	46,250	2-1
O 2	-	4/4	Miami*	L	3-27	55,000	2-2
O 9	-	23/23	at Maryland*	W	20-7	52,733	3-2
O 16	-	-	Duke* (HC)	W	24-7	46,856	4-2
O 28	-	22/22	Virginia Tech* THU	L	20-34	48,398	4-3
N 6	-	-	at NC State*	W	24-14	56,800	5-3
N 13	-	-	Connecticut	W	30-10	43,577	6-3
N 20	-	18/18	Virginia*	L	10-30	43,971	6-4
N 27	-	8/7	at Georgia	L	13-19	92,746	6-5
D 21	-	-	vs. Syracuse	W	51-14	28,237	7-5

**2005** (H: 4-2, A: 3-2, N: 0-1) **7-5, 5-3** (3rd, Coastal)

**EMERALD BOWL**

Captains: P.J. Daniels, Eric Henderson, Chris Reis, Gerris Wilkinson

DATE	GT	OPP	OPPONENT	W/L	SCORE	ATT	REC
S 3	-	16/15	at Auburn	W	23-14	87,451	1-0
S 10	17/21	-	North Carolina*	W	27-21	46,459	2-0
S 17	16/18	-	UConn	W	28-13	48,770	3-0
S 24	15/15	4/4	at Virginia Tech*	L	7-51	65,115	3-1
O 6	24/23	-	NC State* THU	L	14-17	51,432	3-2
O 15	-	-	at Duke*	W	35-10	17,451	4-2
O 29	-	-	Clemson* (HC)	W	10-9	55,000	5-2
N 5	-	-	Wake Forest*	W	30-17	51,571	6-2
N 12	24/24	-	at Virginia*	L	17-27	60,061	6-3
N 19	-	3/3	at Miami*	W	14-10	53,764	7-3
N 26	20/24	13/13	Georgia	L	7-14	56,412	7-4
D 29	24/24	-	vs. Utah	L	10-38	25,742	7-5

**EMERALD BOWL** (San Francisco, Calif.)

**2006** (H: 6-1, A: 3-2, N: 0-2) **9-5, 7-1** (1st, Coastal)

**GATOR BOWL**
**ACC COASTAL DIVISION CHAMPIONS**

Captains: Joe Anoa'i, Reggie Ball, Calvin Johnson

DATE	GT	OPP	OPPONENT	W/L	SCORE	ATT	REC
S 2	-	2/73	Notre Dame	L	10-14	56,680	0-1
S 9	-	-	Samford	W	38-6	47,149	1-1
S 16	-	-	Troy	W	35-20	45,637	2-1
S 21	-	-	Virginia* THU	W	24-7	51,081	3-1
S 30	24/	11/10	at Virginia Tech*	W	38-27	66,233	4-1
O 7	18/20	-	Maryland*	W	27-23	51,686	5-1
O 21	13/13	12/12	at Clemson*	L	7-31	83,000	5-2
O 28	21/21	-	Miami* (HC)	W	30-23	55,320	6-2
N 4	20/20	-	at NC State*	W	31-23	56,837	7-2
N 11	24/24	-	at North Carolina*	W	7-0	41,000	8-2
N 18	18/18	-	Duke*	W	49-21	46,768	9-2
N 25	16/16	-	at Georgia	L	12-15	92,746	9-3
D 2	23/22	16/16	vs. Wake Forest	L	6-9	62,850	9-4
J 1	-	25	13/12 vs. West Virginia	L	35-38	67,714	9-5

**ACC CHAMPIONSHIP GAME** (Jacksonville, Fla.)

**TOYOTA GATOR BOWL** (Jacksonville, Fla.)

D 2	23/22	16/16	vs. Wake Forest	L	6-9	62,850	9-4
J 1	-	25	13/12 vs. West Virginia	L	35-38	67,714	9-5

**2007** (H: 4-3, A: 3-2, N: 0-1) **7-6, 4-4** (3rd, Coastal)

**HUMANITARIAN BOWL**

Captains: Tashard Choice, Kevin Tuminello, Philip Wheeler

DATE	GT	OPP	OPPONENT	W/L	SCORE	ATT	REC
S 1	-	-	at Notre Dame	W	33-3	80,795	1-0
S 8	21/21	-	Samford	W	69-14	43,288	2-0
S 15	15/15	21/19	Boston College*	L	10-24	51,112	2-1
S 22	-	-	at Virginia*	L	23-28	57,681	2-2
S 29	-	13/13	Clemson*	W	13-3	54,635	3-2
O 6	-	-	at Maryland*	L	26-28	47,527	3-3
O 13	-	-	at Miami*	W	17-14	52,416	4-3
O 20	-	-	Army (HC)	W	34-10	50,242	5-3
N 1	-	11/13	Virginia Tech* THU	L	3-27	52,202	5-4
N 10	-	-	at Duke*	W	41-24	18,788	6-4
N 17	-	-	North Carolina*	W	27-25	45,490	7-4
N 24	-	6/7	Georgia	L	17-31	54,990	7-5
D 31	-	-	vs. Fresno State#	L	28-40	27,062	7-6

**ROADY'S HUMANITARIAN BOWL** (Boise, Idaho)

# Jon Tenuta served as interim coach at Roady's Humanitarian Bowl



**PAUL JOHNSON**  
**2008-2018**  
**11 seasons**  
**Record: 82-60 (.578)**

**2008** (H: 6-1, A: 3-2, N: 0-1) **9-4, 5-3** (1st, Coastal)

**CHICK-FIL-A BOWL**

**Captains:** Andrew Gardner, Michael Johnson, Darryl Richard

DATE	GT	OPP	OPPONENT	W/L	SCORE	ATT	REC
A 28	-	-	Jacksonville State THU	W	41-14	45,706	1-0
S 6	-	-	at Boston College*	W	19-16	40,106	2-0
S 13	-	-	at Virginia Tech*	L	17-20	66,233	2-1
S 20	-	-	Mississippi State	W	38-7	48,402	3-1
O 4	-	-	Duke*	W	27-0	46,104	4-1
O 11	-	-	Gardner-Webb	W	10-7	41,929	5-1
O 18	-	-	at Clemson*	W	21-17	81,500	6-1
O 25	21/21	-	Virginia* (HC)	L	17-24	47,416	6-2
N 1	-	16/16	Florida State*	W	31-28	53,528	7-2
N 8	22/20	19/19	at North Carolina*	L	7-28	59,000	7-3
N 20	-	23/iv	Miami* THU	W	41-23	49,335	8-3
N 29	18/23	13/13	at Georgia	W	45-42	92,746	9-3

**CHICK-FIL-A BOWL** (Atlanta, Ga.)

D 31	14/15	-	vs. LSU	L	3-38	71,423	9-4
------	-------	---	---------	---	------	--------	-----

**FINAL RANKING:** 22nd (AP)

**2009** (H: 5-1, A: 5-1, N: 1-1) **11-3, 7-1** (1st, Coastal)

**ACC COASTAL CHAMPIONS, ORANGE BOWL**

**Captains:** Morgan Burnett, Derrick Morgan, Joshua Nesbitt

DATE	GT	OPP	OPPONENT	W/L	SCORE	ATT	REC
S 5	15/15	-	Jacksonville State	W	37-17	46,131	1-0
S 10	15/13	-	Clemson* THU	W	30-27	52,029	2-0
S 17	14/13	22/20	at Miami* THU	L	17-33	45,329	2-1
S 26	-	22/18	North Carolina*	W	24-7	50,114	3-1
O 3	25/iv	-	at Mississippi State	W	42-31	50,035	4-1
O 10	22/23	-	at Florida State*	W	49-44	76,292	5-1
O 17	19/20	4/4	Virginia Tech* (HC)	W	28-23	54,405	6-1
O 24	11/13	-	at Virginia*	W	34-9	43,016	7-1
O 31	11/11	-	at Vanderbilt	W	56-31	30,262	8-1
N 7	10/11	-	Wake Forest*	WOT	30-27	51,415	9-1
N 14	7/7	-	at Duke*	W	49-10	5,899	10-1
N 28	7/7	-	Georgia	L	24-30	55,407	10-2

**ACC CHAMPIONSHIP GAME** (Tampa, Fla.)

D 5#	12/12	25/iv	vs. Clemson	W	39-34	57,227	11-2
------	-------	-------	-------------	---	-------	--------	------

**FEDEX ORANGE BOWL** (Miami Gardens, Fla.)

J 5	9/10	10/11	vs. Iowa	L	14-24	66,131	11-3
-----	------	-------	----------	---	-------	--------	------

**FINAL RANKING:** 13th (AP), 13th (USA TODAY)

#ACC Championship later vacated

**2010** (H: 4-2, A: 2-4, N: 0-1) **6-7, 4-4** (3rd, Coastal)

**INDEPENDENCE BOWL**

**Captains:** Brad Jefferson, Joshua Nesbitt

DATE	GT	OPP	OPPONENT	W/L	SCORE	ATT	REC
S 4	16/17	-	South Carolina State	W	41-10	51,668	1-0
S 11	15/17	-	at Kansas	L	25-28	46,907	1-1
S 18	-	-	at North Carolina*	W	30-24	58,500	2-1
S 25	-	-	NC State*	L	28-45	48,825	2-2
O 2	-	-	at Wake Forest*	W	24-20	30,263	3-2
O 9	-	-	Virginia* (HC)	W	33-21	48,016	4-2
O 16	-	-	Middle Tennessee	W	42-14	40,652	5-2
O 23	-	-	at Clemson*	L	13-27	77,000	5-3
N 4	-	20/20	at Virginia Tech* THU	L	21-28	66,233	5-4
N 13	-	-	Miami*	L	10-35	47,425	5-5
N 20	-	-	Duke*	W	30-20	42,110	6-5
N 27	-	-	at Georgia	L	34-42	92,746	6-6

**ADVOCARE V100 INDEPENDENCE BOWL** (Shreveport, La.)

D 27	-	-	Air Force	L	7-14	39,362	6-7
------	---	---	-----------	---	------	--------	-----

**2011** (H: 5-2, A: 3-2, N: 0-1) **8-5, 5-3** (2nd, Coastal)

**SUN BOWL**

**Captains:** Julian Burnett, Roddy Jones, Steven Sylvester

DATE	GT	OPP	OPPONENT	W/L	SCORE	ATT	REC
S 1	-	-	Western Carolina (THU)	W	63-21	42,132	1-0
S 10	-	-	at Middle Tennessee	W	49-21	30,502	2-0
S 17	-	-	Kansas	W	66-24	42,025	3-0
S 24	25/24	iv/25	North Carolina*	W	35-28	46,849	4-0
O 1	21/21	-	at NC State*	W	45-35	55,811	5-0
O 8	13/13	-	Maryland*	W	21-16	45,905	6-0
O 15	12/12	-	at Virginia*	L	21-24	47,692	6-1
O 22	20/19	-	at Miami*	L	7-24	43,716	6-2
O 29	-	6/6	Clemson* (HC)	W	31-17	55,646	7-2
N 10	20/19	10/9	Virginia Tech* THU	L	26-37	50,140	7-3
N 19	iv/23	-	at Duke*	W	38-31	18,747	8-3
N 26	25/21	13/14	Georgia	L	17-31	54,925	8-4

**HYUNDAI SUN BOWL** (El Paso, Texas)

D 31	-	-	vs. Utah	L	OT 27-30	48,123	8-5
------	---	---	----------	---	----------	--------	-----

**2012** (H: 4-3, A: 2-3, N: 1-1) **7-7, 5-3** (1st, Coastal)

**ACC COASTAL CHAMPIONS, SUN BOWL CHAMPIONS**

**Captains:** Izaan Cross, Omoregie Uzzi, Tevin Washington

DATE	GT	OPP	OPPONENT	W/L	SCORE	ATT	REC
S 3	iv/iv	16/20	at Virginia Tech* MON	L	OT 17-20	65,632	0-1
S 8	iv/iv	-	Presbyterian	W	59-3	41,678	1-1
S 15	iv/iv	-/iv	Virginia*	W	56-20	44,225	2-1
S 22	-	-	Miami*	L	OT 36-42	50,390	2-2
S 29	-	-	Middle Tennessee	L	28-49	39,270	2-3
O 6	-	15/15	at Clemson*	L	31-47	82,873	2-4
O 20	-	-	Boston College*	W	37-17	40,112	3-4
O 27	-	-	BYU (HC)	L	17-41	50,103	3-5
N 3	-	-	at Maryland*	W	33-13	33,471	4-5
N 10	-	-	at North Carolina*	W	68-50	50,000	5-5
N 17	-	-	Duke*	W	42-24	41,904	6-5
N 24	-	3/3	at Georgia	L	10-42	92,746	6-6

**ACC CHAMPIONSHIP GAME** (Charlotte, N.C.)

D 1	-	13/12	vs. Florida State	L	15-21	64,778	6-7
-----	---	-------	-------------------	---	-------	--------	-----

**HYUNDAI SUN BOWL** (El Paso, Texas)

D 31	-	iv/iv	vs. USC	W	21-7	47,922	7-7
------	---	-------	---------	---	------	--------	-----



**2013** (H: 5-2, A: 2-3, N: 0-1) **7-6, 5-3** (2nd, Coastal)

**MUSIC CITY BOWL**

Captains: Jeremiah Attaochu, David Sims, Jemea Thomas

DATE	GT	OPP	OPPONENT	W/L	SCORE	ATT	REC
A 31	rv/iv	-	Elon	W	70-0	45,759	1-0
S 14	rv/iv	-	at Duke*	W	38-14	21,267	2-0
S 21	rv/iv	-	North Carolina*	W	28-20	49,445	3-0
S 26	-	-	Virginia Tech* (THU)	L	10-17	50,214	3-1
O 5	-	14/14	at Miami*	L	30-45	47,008	3-2
O 12	-	-	at BYU	L	20-38	60,320	3-3
O 19	-	-	Syracuse*	W	56-0	45,704	4-3
O 26	-	-	at Virginia*	W	35-25	41,930	5-3
N 2	-	-	Pittsburgh* (HC)	W	21-10	52,312	6-3
N 14	-	8/4	at Clemson*	L	31-55	76,973	6-4
N 23	-	-	Alabama A&M	W	66-7	45,194	7-4
N 30	-	rv/iv	Georgia	L2OT	34-41	54,914	7-5
D 30	-	-	vs. Ole Miss	L	17-25	52,125	7-6

**2014** (H: 5-1, A: 5-1, N: 1-1) **11-3, 6-2** (1st, Coastal)

**ACC COLLEGE CHAMPIONS, ORANGE BOWL CHAMPIONS**

Captains: Shaquille Mason, Quayshawn Nealy, Justin Thomas

DATE	GT	OPP	OPPONENT	W/L	SCORE	ATT	REC
A 30	-	-	Wofford	W	38-19	45,403	1-0
S 6	-	-	at Tulane	W	38-21	30,000	2-0
S 13	-	-	Georgia Southern	W	42-38	53,173	3-0
S 20	-	-	at Virginia Tech*	W	27-24	62,318	4-0
O 4	-	-	Miami*	W	28-17	52,221	5-0
O 11	22/23	-	Duke*	L	25-31	44,281	5-1
O 18	-	-	at North Carolina*	L	43-48	53,000	5-2
O 25	-	-	at Pittsburgh*	W	56-28	44,734	6-2
N 1	-	-	Virginia* (HC)	W	35-10	46,657	7-2
N 8	rv/iv	-	at NC State*	W	58-23	54,653	8-2
N 15	24/23	18/17	Clemson* (THU)	W	28-6	49,378	9-2
N 29	17/16	9/10	at Georgia	WOT	30-24	92,746	10-2

**ACC CHAMPIONSHIP GAME** (Charlotte, N.C.)

D 6 12/12 2/2 vs. Florida State L 35-37 64,808 10-3

**CAPITAL ONE ORANGE BOWL** (Miami Gardens, Fla.)

D 31 10/9 8/8 vs. Mississippi State W 49-34 58,211 11-3

**FINAL RANKING:** 8th (AP), 7th (Coaches)

**2015** (H: 3-4, A: 0-5) **3-9, 1-7** (7th, Coastal)

Captains: Justin Thomas, D.J. White, Adam Gotsis

DATE	GT	OPP	OPPONENT	W/L	SCORE	ATT	REC
S 3	16/17	-	Alcorn State	W	69-6	49,196	1-0
S 12	15/16	-	Tulane	W	65-10	50,435	2-0
S 19	14/16	8/10	at Notre Dame	L	22-30	80,795	2-1
S 26	20/20	-	at Duke*	L	20-34	20,101	2-2
O 3	-/iv	-	North Carolina*	L	31-38	50,585	2-3
O 10	-	6/6	at Clemson*	L	24-43	80,983	2-4
O 17	-	-	Pittsburgh*	L	28-31	46,208	2-5
O 24	-	9/9	Florida State* (HC)	W	22-16	55,000	3-5
O 31	-	-	at Virginia*	L	21-27	32,308	3-6
N 12	-	-	Virginia Tech* (THU)	L	21-23	48,522	3-7
N 21	-	-	at Miami*	L	21-38	51,355	3-8
N 28	-	rv/iv	Georgia	L	7-13	55,000	3-9

\*Preseason poll

**2016** (H: 5-2, A: 2-2, N: 2-0) **9-4, 4-4** (5th, Coastal)

**TAXSLAYER BOWL CHAMPIONS**

Captains: Justin Thomas, Patrick Gamble, Harrison Butker

DATE	GT	OPP	OPPONENT	W/L	SCORE	ATT	REC
S 3	-	-	Boston College*^	W	17-14	40,562	1-0
S 10	-	-	Mercer	W	35-10	49,992	2-0
S 17	-	-	Vanderbilt	W	38-7	41,916	3-0
S 22	rv/iv	5/3	Clemson* THU	L	7-26	53,932	3-1
O 1	-	14/14	Miami*	L	21-35	53,047	3-2
O 8	-	-	at Pittsburgh*	L	34-37	47,425	3-3
O 15	-	-	Georgia Southern	W	35-24	47,609	4-3
O 29	-	-	Duke* (HC)	W	38-35	43,886	5-3
N 5	-	18/17	at North Carolina*	L	20-48	58,000	5-4
N 12	-	18/22	at Virginia Tech*	W	30-20	65,632	6-4
N 19	-	-	Virginia*	W	31-17	42,136	7-4
N 26	-	-	at Georgia	W	28-27	92,746	8-4

**TAXSLAYER BOWL** (Jacksonville, Fla.)

D 31 - - vs. Kentucky W 33-18 43,102 9-4

^ - Aviva Stadium (Dublin, Ireland)

**2017** (H: 5-1, A: 0-4, N: 0-1) **5-6, 4-4** (3rd, Coastal)

Captains: TaQuon Marshall, KeShun Freehman, Lawrence Austin

DATE	GT	OPP	OPPONENT	W/L	SCORE	ATT	REC
S 4	-	25/24	vs. Tennessee* MON	L2OT	41-42	75,107	0-1
S 9	-	-	Jacksonville State	W	37-10	50,161	1-1
S 16	-	-	at UCF	---	Cancelled	---	---
S 23	-	-	Pittsburgh*	W	35-17	40,211	2-1
S 30	-	-	North Carolina*	W	33-7	42,805	3-1
O 14	-	11/10	at Miami*	L	24-25	55,799	3-2
O 21	-	-	Wake Forest* (HC)	W	38-24	45,224	4-2
O 28	-	7/7	at Clemson*	L	10-24	80,346	4-3
N 4	-	-	at Virginia*	L	36-40	38,448	4-4
N 11	-	17/17	Virginia Tech*	W	28-22	47,909	5-4
N 18	-	-	at Duke*	L	20-43	20,141	5-5
N 25	-	7/7	Georgia	L	7-38	55,000	5-6

1 - Chick-fil-A Kickoff Game (Mercedes-Benz Stadium - Atlanta, Ga.)

**2018** (H: 4-2, A: 3-3, N: 0-1) **7-6, 5-3** (2nd, Coastal)

Captains: TaQuon Marshall, Brant Mitchell

DATE	GT	OPP	OPPONENT	W/L	SCORE	ATT	REC
S 1	-	-	Alcorn State	W	41-0	39,719	1-0
S 8	-	-	at USF	L	38-49	34,182	1-1
S 15	-	-	at Pittsburgh*	L	19-24	34,284	1-2
S 22	-	3/2	Clemson*	L	21-49	50,595	1-3
S 29	-	-	Bowling Green	W	63-17	40,740	2-3
O 5	-	-	at Louisville* (FR)	W	66-31	51,658	3-3
O 13	-	-	Duke* (HC)	L	14-28	41,709	3-4
O 25	-	-	at Virginia Tech* (THU)	W	49-28	65,632	4-4
N 3	-	-	at North Carolina*	W	38-28	40,782	5-4
N 10	-	-	Miami*	W	27-21	48,217	6-4
N 17	-	-	Virginia*	WOT	30-27	37,543	7-4
N 24	-	5	Georgia	L	21-45	92,746	7-5

**QUICK LANE BOWL** (Detroit, Mich.)

D 26 - - vs. Minnesota (WED) L 10-34 27,228 7-6

**KEY**

\* - Conference game

MON - Monday

TUE - Tuesday

WED - Wednesday

THU - Thursday

FR - Friday

HC - Homecoming

T - Thanksgiving



## GEOFF COLLINS

**2019-PRESENT**

**2 season**

**Record:** 6-16 (.272)

**2019** (H: 2-5, A: 1-4, N: 0-0) **3-9, 2-6** (7th, Coastal)

**Captains:** David Curry, Tyler Davis, Nathan Cottrell, Jared Southers

DATE	GT	OPP	OPPONENT	W/L	SCORE	ATT	REC
A 29	-	1/1	at Clemson* THU	L	52-14	79,118	0-1
S 7	-	-	South Florida	W	14-10	46,599	1-1
S 14	-	-	The Citadel	LoT	27-24	42,871	1-2
S 28	-	-	at Temple	L	24-2	31,094	1-3
O 5	-	-	North Carolina*	L	38-22	45,044	1-4
O 12	-	-	at Duke*	L	41-23	21,741	1-5
O 19	-	-	at Miami*	WoT	28-21	54,106	2-5
N 2	-	-	Pitt* (HC)	L	20-10	41,219	2-6
N 9	-	rv/rv	at Virginia*	L	33-28	44,596	2-7
N 16	-	rv/rv	Virginia Tech*	L	45-0	43,263	2-8
N 21	-	-	NC State* THU	W	28-26	38,198	3-8
N 30	-	4/4	Georgia	L	52-7	55,000	3-9

**2020** (H: 2-4, A: 1-3, N: 0-0) **3-7, 3-6** (11th, ACC)

**Captains:** David Curry, Jeff Sims, Zach Quinney, Ryan Johnson

DATE	GT	OPP	OPPONENT	W/L	SCORE	ATT	REC
S 12	-	-	at Florida State*	W	16-13	17,538	1-0
S 19	-	14/14	Central Florida	L	21-49	11,000	1-1
S 26	-	-	at Syracuse*	L	20-37	N/A	1-2
O 9	-	-	Louisville* FRI	W	46-27	11,000	2-2
O 17	-	1/1	Clemson*	L	77-3	11,000	2-3
O 24	-	-	at Boston College*	L	48-27	N/A	2-4
O 19	-	4/4	Notre Dame*	L	31-13	11,000	2-5
N 28	-	-	Duke*	W	56-33	11,000	3-5
D 5	-	-	at NC State*	L	23-13	4,032	3-6
D 10	-	-	Pitt*	L	34-20	11,000	2-8



OPPONENT	OVERALL	H	A	N	STRK	-LAST MEETING- RESULT	DATE
Air Force	3-1	2-0	1-0	0-1	L1	L, 7-14	2010
Alabama	21-28-3	15-15-3	6-13	0-0	W1	W, 16-6	1984
Alabama A&M	1-0	1-0	0-0	0-0	W1	W, 66-7	2013
Alcorn State	2-0	2-0	0-0	0-0	W2	W, 41-0	2018
Arizona	0-2	0-1	0-1	0-0	L2	L, 19-20	1995
Arkansas	1-1	0-0	0-0	1-1	L1	L, 7-14	1960
Army	3-1	3-1	0-0	0-0	W2	W, 34-10	2007
Auburn	41-47-4	35-37-4	6-10	0-0	W2	W, 23-14	2005
Baylor	3-1	2-0	0-1	1-0	W1	W, 37-27	1993
<b>BOSTON COLLEGE</b>	<b>7-3</b>	<b>3-2</b>	<b>3-1</b>	<b>1-0</b>	<b>L1</b>	<b>L, 48-27</b>	<b>2020</b>
Bowling Green	1-0	1-0	0-0	0-0	W1	W, 63-17	2018
BYU	1-3	1-1	0-2	0-0	L3	L, 20-38	2013
California	3-4	2-2	0-2	1-0	L1	L, 22-34	1978
Chattanooga	8-0	8-0	0-0	0-0	W8	W, 44-9	1990
The Citadel	10-1	8-1	2-0	0-0	L1	L, 27-24 (OT)	2019
<b>CLEMSON</b>	<b>50-33-2</b>	<b>44-16-2</b>	<b>6-15</b>	<b>0-2</b>	<b>L6</b>	<b>L, 73-7</b>	<b>2020</b>
Connecticut	3-0	2-0	1-0	0-0	W3	W, 28-13	2005
Davidson	12-2	12-2	0-0	0-0	W12	W, 53-0	1953
<b>DUKE</b>	<b>52-35-1</b>	<b>30-14-1</b>	<b>22-21</b>	<b>0-0</b>	<b>W1</b>	<b>W, 56-33</b>	<b>2020</b>
Elon	1-0	1-0	0-0	0-0	W1	W, 70-0	2013
Florida	24-9-6	15-4-4	9-4-2	0-1	L2	L, 6-27	1981
Florida State	13-14-1	11-6-1	2-6	0-2	W2	W, 16-13	2020
Fresno State	0-2	0-0	0-0	0-2	L2	L, 28-40	2007
Furman	10-1-3	10-1-1	0-0-2	0-0	W3	W, 51-7	1995
Gardner-Webb	1-0	1-0	0-0	0-0	W1	W, 10-7	2008
Georgetown	5-0	5-0	0-0	0-0	W5	W, 20-10	1923
<b>GEORGIA</b>	<b>41-68-5</b>	<b>26-37-4</b>	<b>15-31-1</b>	<b>0-0</b>	<b>L3</b>	<b>L, 52-7</b>	<b>2019</b>
Georgia Southern	2-0	2-0	0-0	0-0	W2	W, 35-24	2016
Indiana State	1-0	1-0	0-0	0-0	W1	W, 38-0	1987
Iowa	0-1	0-0	0-0	0-1	L1	L, 14-24	2010
Iowa State	1-0	0-0	0-0	1-0	W1	W, 31-30	1972
Jacksonville State	3-0	3-0	0-0	0-0	W3	W, 37-10	2017
Kansas	2-1	1-0	0-1	1-0	W1	W, 66-24	2011
<b>KENNESAW STATE</b>		<b>--</b>	<b>FIRST</b>	<b>MEETING</b>	<b>--</b>		
Kentucky	12-7-1	7-3-1	4-4	1-0	W3	W, 33-18	2016
Louisville	2-0	1-0	1-0	0-0	W2	W, 46-27	2020
LSU	12-7	7-2	5-3	0-2	L5	L, 3-38	2008
Maryland	15-6	9-1	6-5	0-0	W2	W, 33-13	2012
Memphis	2-1	1-1	1-0	0-0	W1	W, 24-20	1982
Mercer	14-1-1	11-0-1	3-1	0-0	W12	W, 35-10	2016
<b>MIAMI (FLA.)</b>	<b>13-12</b>	<b>10-5</b>	<b>3-6</b>	<b>0-1</b>	<b>W2</b>	<b>W, 28-21(OT)</b>	<b>2019</b>
Minnesota	0-1	0-0	0-0	0-1	L1	L, 10-34	2018
Michigan	0-1	0-0	0-1	0-0	L1	L, 2-9	1934
Michigan State	3-0	1-0	1-0	1-0	W3	W, 17-14	1985
Middle Tennessee	2-1	1-1	1-0	0-0	L1	L, 28-49	2012
Mississippi	2-2	1-0	0-0	1-2	L2	L, 17-25	2013
Mississippi State	5-0	3-0	1-0	1-0	W5	W, 49-34	2014
Missouri	1-1	0-0	0-0	1-1	L1	L, 10-14	1962
Navy	16-9	10-4	3-3	3-2	W3	W, 70-7	2001
Nebraska	1-0	0-0	0-0	1-0	W1	W, 45-21	1991
New Mexico State	1-0	1-0	0-0	0-0	W1	W, 42-7	1998
<b>NORTH CAROLINA</b>	<b>30-22-3</b>	<b>19-9</b>	<b>11-13-3</b>	<b>0-0</b>	<b>L1</b>	<b>L, 38-22</b>	<b>2019</b>



OPPONENT	OVERALL	H	A	N	STRK	-LAST MEETING- RESULT	DATE
NC State	20-11	11-4	9-7	0-0	L1	L, 23-13	2020
<b>NORTHERN ILLINOIS</b>		--	<b>FIRST</b>	<b>MEETING</b>	--		
Notre Dame	6-29-1	2-13-1	3-16	1-0	L2	L, 31-13	2020
Penn	1-2	1-0	0-2	0-0	L2	L, 12-13	1931
Penn State	3-4	2-0	0-1	1-3	L1	L, 22-34	1991
<b>PITTSBURGH</b>	<b>5-10</b>	<b>2-5</b>	<b>1-5</b>	<b>2-0</b>	<b>L3</b>	<b>L, 34-20</b>	<b>2020</b>
Presbyterian	4-0	4-0	0-0	0-0	W4	W, 59-3	2012
Purdue	0-1	0-0	0-0	0-1	L1	L, 21-41	1978
Rice	2-0-1	1-0-1	1-0	0-0	T1	T, 36-36	1972
Rutgers	1-0	1-0	0-0	0-0	W1	W, 48-14	1921
Samford	8-0	6-0	2-0	0-0	W8	W, 69-14	2007
South Carolina	11-10	8-3	3-7	0-0	L1	L, 14-23	1991
South Carolina State	1-0	1-0	0-0	0-0	W1	W, 41-10	2010
Southern California	2-2	0-1	1-1	1-0	W1	W, 21-7	2012
SMU	8-2-1	5-0-1	3-2	0-0	W2	W, 24-21	1969
Stanford	2-0	0-0	0-0	2-0	W2	W, 24-14	2001
Syracuse	3-1	1-0	0-1	2-0	L1	L, 32-20	2020
TEMPLE	0-1	0-0	0-1	0-0	L1	L, 24-2	2019
Tennessee	17-25-2	13-11-1	4-13-1	0-1	L2	L, 41-42 (2on)	2017
Texas	0-1	0-0	0-0	0-1	L1	L, 7-14	1943
Texas A&M	1-1	1-1	0-0	0-0	W1	W, 38-3	1966
TCU	2-0	2-0	0-0	0-0	W2	W, 17-7	1968
Texas Tech	2-0	0-0	0-0	2-0	W2	W, 17-9	1970
Troy	1-0	1-0	0-0	0-0	W1	W, 35-20	2006
Tulane	37-13	21-4	16-9	0-0	W3	W, 65-10	2015
Tulsa	2-1	0-0	0-0	2-1	W1	W, 52-10	2004
UCF	3-1	3-1	0-0	0-0	L1	L, 49-21	2020
USF	1-1	1-0	1-0	0-0	W1	W, 14-10	2019
Utah	0-2	0-0	0-0	0-2	L2	L, 27-30 (ot)	2011
Vanderbilt	20-15-3	13-11	7-4-3	0-0	W6	W, 38-7	2016
<b>VIRGINIA</b>	<b>21-20-1</b>	<b>17-7</b>	<b>4-13-1</b>	<b>0-0</b>	<b>L1</b>	<b>L, 33-28</b>	<b>2019</b>
VMI	14-1	14-1	0-0	0-0	W5	W, 34-7	1988
<b>VIRGINIA TECH</b>	<b>7-10</b>	<b>3-6</b>	<b>4-4</b>	<b>0-0</b>	<b>L1</b>	<b>L, 45-0</b>	<b>2019</b>
Wake Forest	23-8	14-4	9-3	0-1	W3	W, 38-24	2017
Western Carolina	5-0	5-0	0-0	0-0	W5	W, 63-21	2011
West Virginia	2-1	0-0	0-0	2-1	L1	L, 35-38	2007
William & Mary	1-0	1-0	0-0	0-0	W1	W, 33-7	1979
Wofford	2-0	1-0	0-0	1-0	W2	W, 38-19	2014

2021 opponents in **BOLD CAPS**

## AIR FORCE

### GEORGIA TECH LEADS 3-1

DATE	GT	OPP	RESULT
10/1/1977	-	h W	30-3
11/11/1978	-	a W	42-21
11/10/1979	-	h W	21-0
12/27/2010	-	n <sup>1</sup> L	7-14

n<sup>1</sup> - Independence Bowl (Shreveport, La.)

### SERIES

Home: 2-0, Away: 1-0, Neutral: 0-1

## ALABAMA

### ALABAMA LEADS 28-21-3

DATE	GT	OPP	RESULT
11/27/1902 (TH)	-	a <sup>1</sup> L	0-26
10/21/1905	-	h W	12-5
10/24/1908	-	h W	11-6
10/22/1910	-	a W	36-0
10/29/1911	-	h T	0-0
10/12/1912	-	h W	20-3
10/17/1914	-	a <sup>1</sup> L	0-13
11/6/1915	-	h W	21-7
11/11/1916	-	h W	13-0
10/14/1922	-	h W	33-7
11/3/1923	-	h T	0-0
11/25/1924	-	h L	0-14
10/24/1925	-	h L	0-7
10/16/1926	-	h L	0-21
10/15/1927	-	h W	13-0
11/17/1928	-	h W	33-13
11/16/1929	-	h L	0-14
11/12/1932	-	h W	6-0
11/18/1933	-	h L	9-12
11/17/1934	-	h L	0-40
11/16/1935	-	a <sup>1</sup> L	7-38
11/14/1936	-	4 h L	16-20
11/13/1937	-	3 a <sup>1</sup> L	0-7
11/12/1938	-	16 h T	14-14
11/18/1939	-	a <sup>1</sup> W	6-0
11/16/1940	-	14 h L	13-14
11/15/1941	-	9 a <sup>1</sup> L	0-20
11/14/1942	2	5 h W	7-0
11/15/1947	6	14 a <sup>1</sup> L	7-14
11/13/1948	11	- h L	12-14
11/12/1949	-	- a <sup>1</sup> L	7-20
11/18/1950	-	- h L	19-54
11/17/1951	7	- a <sup>1</sup> W	27-7
11/15/1952	2	12 h W	7-3
11/14/1953	5	- a <sup>1</sup> L	6-13
11/13/1954	-	- h W	20-0
11/12/1955	11	- a <sup>1</sup> W	26-2
11/17/1956	4	- h W	27-0
11/16/1957	-	- a <sup>1</sup> W	10-7
11/15/1958	20	- h L	8-17
11/14/1959	15	- a <sup>1</sup> L	7-9
11/12/1960	-	- h L	15-16
11/18/1961	-	2 a <sup>1</sup> L	0-10
11/17/1962	-	1 h W	7-6
11/16/1963	-	7 a <sup>1</sup> L	11-27
11/14/1964	10	2 h L	7-24
9/8/1979	-	2 h L	6-30
9/6/1980	-	2 a <sup>1</sup> L	3-26

9/12/1981	-	4 a <sup>1</sup> W	24-21
9/11/1982	-	4 h L	7-45
9/10/1983	-	14 a <sup>1</sup> L	7-20
9/15/1984	-	19 h W	16-6

### SERIES

Home: 15-15-3, Away: 6-13, Neutral: 0-0

## ALABAMA A&M

### GEORGIA TECH LEADS 1-0

DATE	GT	OPP	RESULT
11/23/2013	-	h W	66-7

### SERIES

Home: 1-0, Away: 0-0, Neutral: 0-0

## ALCORN STATE

### GEORGIA TECH LEADS 2-0

DATE	GT	OPP	RESULT
9/3/2015	16/17	- h W	69-6
9/1/2018	-	- h W	41-0

### SERIES

Home: 2-0, Away: 0-0, Neutral: 0-0

## ARIZONA

### ARIZONA LEADS 2-0

DATE	GT	OPP	RESULT
9/1/1994 (TH)	-	7/8 h L	14-19
9/7/1995 (TH)	-	17/15 a L	19-20

### SERIES

Home: 0-1, Away: 0-1, Neutral: 0-0

## ARKANSAS

### SERIES TIED 1-1

DATE	GT	OPP	RESULT
1/1/1955	-	10 n <sup>1</sup> W	14-6
1/2/1960	-	9 n <sup>2</sup> L	7-14

1 - Cotton Bowl (Dallas, Texas)  
 2 - Gator Bowl (Jacksonville, Fla.)

### SERIES

Home: 0-0, Away: 0-0, Neutral: 1-1

## ARMY

### GEORGIA TECH LEADS 3-1

DATE	GT	OPP	RESULT
11/8/1952	-	- h W	45-6
9/25/1971	-	- h L	13-16
10/26/1973	-	- h W	14-10
10/20/2007	-	- h W	34-10

### SERIES

Home: 3-1, Away: 0-0, Neutral: 0-0

## AUBURN

### AUBURN LEADS 47-41-4

DATE	GT	OPP	RESULT
11/25/1892	-	h L	0-26
12/7/1893	-	h T	0-0
11/17/1894	-	h L	0-94
11/7/1896	-	a L	0-45
11/5/1898	-	a L	6-29
10/14/1899	-	a L	0-63
10/11/1902	-	h L	6-18
11/14/1903	-	h L	5-10
10/29/1904	-	a L	0-12
11/3/1906	-	h W	11-0
10/26/1907	-	h L	6-12
11/7/1908	-	h L	0-44
11/6/1909	-	h L	0-9
11/5/1910	-	h L	0-16
11/4/1911	-	h L	6-11
11/2/1912	-	h L	7-27
11/8/1913	-	h L	0-20
11/7/1914	-	h L	0-14
11/25/1915 (TH)	-	h W	7-0
11/30/1916 (TH)	-	h W	33-7
11/29/1917 (TH)	-	h W	68-7
11/28/1918 (TH)	-	h W	41-0
11/27/1919 (TH)	-	h L	7-14
11/25/1920 (TH)	-	h W	34-0
11/24/1921 (TH)	-	h W	14-0
11/30/1922 (TH)	-	h W	14-6
11/29/1923 (TH)	-	h T	0-0
11/27/1924 (TH)	-	h W	7-0
11/26/1925 (TH)	-	h T	7-7
11/25/1926 (TH)	-	h W	20-7
11/24/1927 (TH)	-	h W	18-0
11/29/1928 (TH)	-	h W	51-0
11/28/1929 (TH)	-	h W	19-6
10/18/1930	-	h W	14-12
10/17/1931	-	h L	0-13
10/15/1932	-	h L	0-6
10/14/1933	-	h W	16-6
11/10/1934	-	h L	6-18
11/9/1935	-	h L	7-33
11/7/1936	-	20 h L	12-13
10/23/1937	-	20 h L	0-21
10/22/1938	-	h W	7-6
10/28/1939	-	h W	7-6
10/26/1940	-	h L	7-16
10/25/1941	-	h W	28-14
9/26/1942	6	4 h W	15-0
10/14/1944	10	- h W	27-0
10/27/1945	-	h W	20-7
10/26/1946	15	- h W	27-6
10/18/1947	5	- h W	27-7
10/16/1948	7	- h W	27-0
10/15/1949	-	h W	35-21
10/21/1950	-	h W	20-0
10/20/1951	5	- h W	27-7
10/18/1952	4	- h W	33-0
10/17/1953	6	19 h W	36-6
10/16/1954	19	- h W	14-7
10/15/1955	5	17 h L	12-14
10/20/1956	3	- h W	28-7
10/19/1957	-	9 h L	0-3
10/18/1958	-	2 h T	7-7
10/17/1959	4	11 h L	6-7

## SERIES HISTORY

10/15/1960	19	-	a <sup>1</sup>	L	7-9
10/21/1961	8	-	h	W	7-6
10/20/1962	-	-	a <sup>1</sup>	L	14-17
10/19/1963	8	-	h	L	21-29
10/17/1964	-	-	a <sup>1</sup>	W	7-3
10/16/1965	-	-	h	W	23-14
10/15/1966	7	-	a <sup>1</sup>	W	17-3
10/21/1967	-	-	h	L	10-28
10/19/1968	-	-	a <sup>1</sup>	W	21-20
10/18/1969	-	15	h	L	14-17
10/17/1970	16	8	a	L	7-31
10/16/1971	-	5	h	L	14-31
10/21/1972	-	14	h	L	14-24
10/20/1973	-	-	h	L	10-24
10/19/1974	-	5	a	L	22-31
10/18/1975	-	-	h	L	27-31
10/16/1976	-	-	a	W	28-10
10/15/1977	-	-	h	W	38-21
10/21/1978	-	-	a	W	24-10
10/20/1979	-	14	h	L	14-38
10/18/1980	-	-	h	L	14-17
10/17/1981	-	-	h	L	7-31
10/16/1982	-	-	h	L	0-24
10/15/1983	-	5	h	L	13-31
10/20/1984	-	13	a	L	34-48
10/19/1985	-	8	h	L	14-17
10/18/1986	-	7	a	L	10-31
10/17/1987	-	5	h	L	10-20
9/6/2003	-	17/19	h	W	17-3
9/3/2005	-	16/15	a	W	23-14

1 - Birmingham, Ala. (Legion Field)

## SERIES

Home: 35-37-4, Away: 6-10, Neutral: 0-0

## BAYLOR

## GEORGIA TECH LEADS 3-1

DATE	GT	OPP	RESULT
1/1/1952	5	9	n <sup>1</sup> W 17-14
9/27/1969	-	-	h W 17-10
11/7/1992	-	-	a L 27-31
11/6/1993	-	-	h W 37-27

1 - Orange Bowl (Miami, Fla.)

## SERIES

Home: 2-0, Away: 0-1, Neutral: 1-0

## BOSTON COLLEGE

## GEORGIA TECH LEADS 7-3

DATE	GT	OPP	RESULT
11/11/1972	-	-	h W 42-10
11/25/1989	-	-	h W 13-12
9/14/1991	17/18	-	a W 30-14
10/4/1997	-	-	a W 42-14
9/5/1998	-	-	h L 31-41
9/15/2007	15/15	21/19	h L 10-24
9/6/2008	-	-	a W 19-16
10/20/2012	-	-	h W 37-17
9/3/2016	-	-	n <sup>1</sup> W 17-14
10/24/2020	-	-	a L 48-27

1 - Dublin, Ireland

## SERIES

Home: 3-2, Away: 3-1, Neutral: 1-0

## BOWLING GREEN

## GEORGIA TECH LEADS 1-0

DATE	GT	OPP	RESULT
9/29/2018	-	-	h W 63-17

## SERIES

Home: 1-0, Away: 0-0, Neutral: 0-0

## BYU

## BYU LEADS 3-1

DATE	GT	OPP	RESULT
9/21/2002	-	-	h W 28-19
8/28/2003 (TH)	-	-	a L 13-24
10/27/2012	-	-	h L 17-41
10/12/2013	-	-	a L 20-38

## SERIES

Home: 1-1, Away: 0-2, Neutral: 0-0

## CALIFORNIA

## CALIFORNIA LEADS 4-3

DATE	GT	OPP	RESULT
1/1/1929	-	-	n <sup>1</sup> W 8-7
12/26/1931	-	-	h L 6-21
12/17/1932	-	-	a L 7-27
12/26/1936	-	-	h W 13-7
12/26/1938	-	-	a L 0-13
12/28/1940	-	-	h W 13-0
9/16/1978	-	-	h L 22-34

1 - Rose Bowl (Pasadena, Calif.)

## SERIES

Home: 2-2, Away: 0-2, Neutral: 1-0

## CAMP GORDON

## GEORGIA TECH LEADS 1-0

DATE	GT	OPP	RESULT
10/26/1918	-	-	h W 28-0

## SERIES

Home: 1-0, Away: 0-0, Neutral: 0-0

## CARLISLE

## GEORGIA TECH LEADS 1-0

DATE	GT	OPP	RESULT
11/17/1917	-	-	h W 98-0

## SERIES

Home: 1-0, Away: 0-0, Neutral: 0-0

## CARNEGIE TECH

## CARNEGIE TECH LEADS 2-0

DATE	GT	OPP	RESULT
10/11/1930	-	-	a L 0-31
10/10/1931	-	-	h L 0-13

## SERIES

Home: 0-1, Away: 0-1, Neutral: 0-0

## CENTRE

## GEORGIA TECH LEADS 1-0

DATE	GT	OPP	RESULT
10/30/1920	-	-	h W 24-0

## SERIES

Home: 1-0, Away: 0-0, Neutral: 0-0

## CHATTANOOGA

## GEORGIA TECH LEADS 8-0

DATE	GT	OPP	RESULT
10/13/1906	-	-	h W 18-0
10/8/1910	-	-	h W 18-0
10/11/1913	-	-	h W 71-6
10/4/1941	-	-	h W 20-0
10/10/1942	6	-	h W 30-6
11/9/1985	-	-	h W 35-7
9/10/1988	-	-	h W 24-10
9/22/1990	-	-	h W 44-9

## SERIES

Home: 8-0, Away: 0-0, Neutral: 0-0

## THE CITADEL

## GEORGIA TECH LEADS 10-1

DATE	GT	OPP	RESULT
10/5/1912	-	-	a W 20-16
10/4/1913	-	-	a W 47-0
10/25/1947	7	-	h W 38-0
11/20/1948	20	-	h W 54-0
9/20/1952	3	-	h W 54-6
9/30/1978	-	-	h W 28-0
9/18/1982	-	-	h W 36-7
9/22/1984	-	-	h W 48-3
9/12/1987	-	-	h W 51-12
9/1/2001	11/14	-	h W 35-7
9/14/2019	-	-	h Lot 24-27

## SERIES

Home: 8-1, Away: 2-0, Neutral: 0-0

## CLEMSON

## GEORGIA TECH LEADS 50-33-2

DATE	GT	OPP	RESULT
11/24/1898	-	-	n <sup>1</sup> L 0-23
11/30/1899 (TH)	-	-	n <sup>2</sup> L 5-41
10/18/1902	-	-	h L 5-44
10/17/1903	-	-	h L 0-73
11/5/1904	-	-	h T 11-11
11/30/1905 (TH)	-	-	h W 17-12
11/29/1906 (TH)	-	-	h L 0-10
11/28/1907 (TH)	-	-	h L 5-6
11/26/1908 (TH)	-	-	h W 30-6
11/25/1909 (TH)	-	-	h W 29-3
11/24/1910 (TH)	-	-	h W 34-0
11/30/1911 (TH)	-	-	h W 31-0
11/28/1912 (TH)	-	-	h W 23-0
11/27/1913 (TH)	-	-	h W 34-0
11/26/1914 (TH)	-	-	h W 26-6
10/5/1918	-	-	h W 28-0



10/11/1919	-	-	h	W	28-0
11/6/1920	-	-	h	W	7-0
11/5/1921	-	-	h	W	48-7
11/4/1922	-	-	h	W	21-7
10/1/1932	-	-	h	W	32-14
9/30/1933	-	-	h	W	39-2
9/29/1934	-	-	h	W	12-7
10/31/1936	-	-	h	L	13-14
11/6/1937	-	-	h	W	7-0
11/20/1943	15	-	h	W	41-6
9/30/1944	10	-	h	W	51-0
11/24/1945	-	-	h	L	7-21
11/7/1953	6	-	h	W	20-7
11/8/1958	-	17	h	W	13-0
10/3/1959	7	6	h	W	16-6
9/22/1962	-	-	h	W	26-9
9/28/1963	-	-	h	W	27-0
10/3/1964	-	-	h	W	14-7
10/2/1965	-	-	h	W	38-6
10/1/1966	9	-	h	W	13-12
10/7/1967	-	-	h	W	10-0
10/5/1968	-	-	h	W	24-21
10/4/1969	-	-	h	L	10-21
10/3/1970	15	-	h	W	28-7
10/2/1971	-	-	h	W	24-14
10/7/1972	-	-	h	W	31-9
9/29/1973	-	-	h	W	29-21
9/28/1974	-	-	a	L	17-21
9/27/1975	-	-	h	W	33-28
9/25/1976	-	-	h	T	24-24
9/17/1977	-	-	h	L	14-31
9/24/1983	-	-	a	L	14-41
9/29/1984	18	13	h	W	28-21
9/28/1985	-	-	a	W	14-3
9/27/1986	-	-	h	L	3-27
9/26/1987	-	9	a	L	12-33
9/24/1988	-	12	h	L	13-30
10/14/1989	-	14	a	W	30-14
10/23/1990	18/15	15/14	h	W	21-19
9/28/1991	19/18	7/5	a	L	7-9
9/26/1992	-	16/14	h	W	20-16
9/25/1993	-	-	a	L	13-16
11/12/1994	-	-	a	L	10-20
10/28/1995	-	-	h	L	3-24
10/19/1996	22/24	-	a	L	25-28
9/27/1997	-	17/21	h	W	23-20
11/12/1998	(TH)22/23	-	a	W	24-21
11/13/1999	13/14	-	h	W	45-42
10/28/2000	-	5/4	a	W	31-28
9/29/2001	9/11	-/25	h	LOT	44-47
9/14/2002	-	-	a	L	19-24
9/20/2003	-	-	h	L	3-39
9/11/2004	-	20/18	a	W	28-24
10/29/2005	-	-	h	W	10-9
10/21/2006	13/13	12/12	a	L	7-31
9/29/2007	-	13/13	h	W	13-3
10/18/2008	-	-	a	W	21-17
9/10/2009	(TH)15/13	-	h	W	30-27
12/5/2009	12/12	25/rv	#n	W	39-34
10/23/2010	-	-	a	L	13-27
10/29/2011	-	6/6	h	W	31-17
10/6/2012	-	16/20	a	L	31-47
11/14/2013	(TH)-	8/6	a	L	31-55
11/15/2014	24/23	18/17	h	W	28-6
10/10/2015	-	6/6	a	L	24-43
9/22/2016	(TH)rv/rv	5/3	h	L	7-26
10/28/2017	-	7/7	a	L	10-24

9/22/2018	-	3/2	h	L	21-49
8/29/2019	-	1/1	a	L	14-52
10/17/2020	-	1/1	h	L	73-7

1 - Augusta, Ga.  
2 - Greenville, S.C.  
3 - Tampa, Fla. (ACC Championship Game)  
#2009 ACC Championship vacated

**SERIES**  
Home: 44-16-2, Away: 6-15, Neutral: 0-2

## CONNECTICUT

**GEORGIA TECH LEADS 3-0**

DATE	GT	OPP	RESULT
9/7/2002	-	a	W 31-14
11/13/2004	-	h	W 30-10
9/17/2005	16/18	-	h W 28-13

**SERIES**  
Home: 2-0, Away: 1-0, Neutral: 0-0

## CUMBERLAND

**GEORGIA TECH LEADS 3-0**

DATE	GT	OPP	RESULT
11/24/1904	(TH)-	-	h W 18-0
10/28/1905	-	-	h W 18-0
10/7/1916	-	-	h W 222-0

**SERIES**  
Home: 3-0, Away: 0-0, Neutral: 0-0

## DAHLONEGA

**GEORGIA TECH LEADS 3-0**

DATE	GT	OPP	RESULT
11/24/1905	-	-	h W 54-0
10/6/1906	-	-	h W 11-0
10/12/1907	-	-	h W 72-0

**SERIES**  
Home: 3-0, Away: 0-0, Neutral: 0-0

## DAVIDSON

**GEORGIA TECH LEADS 12-2**

DATE	GT	OPP	RESULT
12/7/1900	-	-	h L 6-38
11/13/1902	-	-	h L 6-7
10/27/1906	-	-	h W 14-0
10/9/1915	-	-	h W 27-7
10/14/1916	-	-	h W 19-0
10/13/1917	-	-	h W 32-10
11/11/1919	-	-	h W 33-0
10/9/1920	-	-	h W 66-0
10/8/1921	-	-	h W 70-0
10/7/1922	-	-	h W 19-0
10/17/1942	6	-	h W 33-0
11/25/1950	-	-	h W 46-14
11/24/1951	7	-	h W 34-7
9/19/1953	3	-	h W 53-0

**SERIES**  
Home: 12-2, Away: 0-0, Neutral: 0-0

## 11TH CAVALRY

**GEORGIA TECH LEADS 2-0-1**

DATE	GT	OPP	RESULT
9/30/1911	-	-	h W 22-5
9/28/1912	-	-	h T 0-0
10/19/1918	-	-	h W 119-0

**SERIES**  
Home: 2-0-1, Away: 0-0, Neutral: 0-0

## 5TH DIVISION

**GEORGIA TECH LEADS 1-0**

DATE	GT	OPP	RESULT
9/20/1919	-	-	h W 48-0

**SERIES**  
Home: 1-0, Away: 0-0, Neutral: 0-0

## DUKE

**GEORGIA TECH LEADS 52-35-1**

DATE	GT	OPP	RESULT
12/2/1933	-	-	h W 6-0
10/13/1934	-	-	a L 0-20
10/19/1935	-	-	h W 6-0
10/17/1936	-	-	a L 6-19
10/16/1937	-	10	h L 19-20
10/15/1938	-	9	a L 0-6
11/4/1939	-	12	h L 6-7
11/2/1940	-	18	a L 7-41
11/1/1941	-	4	h L 0-14
10/31/1942	5	-	a W 26-7
10/30/1943	-	18	h L 7-14
11/4/1944	5	-	a L 13-19
11/3/1945	-	18	h L 6-14
11/2/1946	16	19	a W 14-0
11/1/1947	6	9	h W 7-0
10/30/1948	6	-	a W 19-7
10/29/1949	-	-	h L 14-27
11/4/1950	-	-	a L 21-30
11/3/1951	5	-	h T 14-14
11/1/1952	4	6	a W 28-7
11/21/1953	12	15	h W 13-10
10/30/1954	-	16	a L 20-21
10/29/1955	12	17	h W 27-0
11/3/1956	2	-	a W 7-0
11/2/1957	-	7	h W 13-0
11/1/1958	-	-	a W 10-8
10/31/1959	9	-	h L 7-10
10/29/1960	-	15	a L 0-6
10/14/1961	-	-	h W 21-0
11/3/1962	-	-	a W 20-9
11/2/1963	-	-	h W 30-6
10/31/1964	8	-	a W 21-8
10/30/1965	6	-	h W 35-23
10/29/1966	-	-	a W 48-7
11/4/1967	-	-	h W 19-7
11/2/1968	-	-	a L 30-46
11/1/1969	-	-	h W 20-7
10/31/1970	-	-	a W 24-16
10/30/1971	-	-	h W 21-0
11/4/1972	-	-	a L 14-20

11/3/1973	-	-	h	W	12-10
11/2/1974	-	-	a	L	0-9
11/1/1975	-	-	h	W	21-6
10/30/1976	-	-	a	L	7-31
10/29/1977	-	-	h	L	24-25
9/9/1978	-	-	a	L	10-28
11/3/1979	-	-	h	W	24-14
11/1/1980	-	-	a	L	12-17
10/31/1981	-	-	h	L	24-38
10/30/1982	-	-	h	L	21-38
10/29/1983	-	-	a	L	26-32
11/3/1984	-	-	h	W	31-3
11/2/1985	-	-	a	W	9-0
11/1/1986	-	-	h	W	34-6
10/31/1987	-	-	a	L	14-48
10/29/1988	-	-	h	L	21-31
10/28/1989	-	-	a	L	19-30
10/27/1990	16/12	-	h	W	48-31
11/2/1991	-	-	a	W	17-6
10/31/1992	-	-	h	W	20-17
10/30/1993	-	-	a	W	47-14
9/24/1994	-	-	h	L	12-27
10/7/1995	-	-	a	W	37-21
9/26/1996 (TH)	-	-	h	W	48-22
11/15/1997	-	-	a	W	41-38
10/3/1998	-	-	h	W	41-13
10/16/1999	8/9	-	a	W	38-31
10/21/2000	-	-	h	W	45-10
10/6/2001	17/17	-	a	W	37-10
11/16/2002	-	-	h	W	17-2
11/8/2003	-	-	a	L	17-41
10/16/2004	-	-	h	W	24-7
10/15/2005	-	-	a	W	35-10
11/18/2006	18/18	-	h	W	49-21
11/10/2007	-	-	a	W	41-24
10/4/2008	-	-	h	W	27-0
11/14/2009	7/7	-	a	W	49-10
11/20/2010	-	-	h	W	30-20
11/19/2011	rw/23	-	a	W	38-31
11/17/2012	-	-	h	W	42-24
9/14/2013	rv/rv	-	a	W	38-14
10/11/2014	22/23	-	h	L	25-31
9/26/2015	20/20	-	a	L	20-34
10/29/2016	-	-	h	W	38-35
11/18/2017	-	-	a	L	43-20
10/13/2018	-	-	h	L	14-24
10/12/2019	-	-	a	L	23-41
11/28/2020	-	-	h	W	56-33

**SERIES**

Home: 30-14-1, Away: 22-21, Neutral: 0-0

**ELON****GEORGIA TECH LEADS 1-0**

DATE	GT	OPP	RESULT
8/31/2013	rv/rv	- h W	70-0

**SERIES**

Home: 1-0, Away: 0-0, Neutral: 0-0

**FLORIDA****GEORGIA TECH LEADS 24-9-6**

DATE	GT	OPP	RESULT
10/17/1904	-	- h W	77-0
10/19/1912	-	- a <sup>1</sup> W	14-7
10/25/1913	-	- a <sup>1</sup> W	13-3
10/13/1923	-	- h T	7-7
10/11/1924	-	- h T	7-7
10/17/1925	-	- h W	23-7
10/19/1929	-	- h W	19-7
11/27/1930	-	- h L	7-55
11/21/1931	-	- h W	23-0
11/19/1932	-	- h W	6-0
11/11/1933	-	- h W	19-7
11/24/1934	-	- a L	12-13
11/23/1935	-	- h W	39-6
11/21/1936	-	- h W	38-14
11/20/1937	-	- a W	12-0
11/19/1938	-	- h T	0-0
11/25/1939	19	- a W	21-7
11/23/1940	-	- h L	7-16
11/22/1941	-	- a L	7-14
11/21/1942	2	- h W	20-7
10/23/1948	6	- h W	42-7
10/22/1949	-	- a W	43-14
10/7/1950	-	- h W	16-13
9/29/1951	-	- a W	27-0
9/27/1952	3	- h W	17-14
9/26/1953	3	15 a T	0-0
9/25/1954	5	- h L	12-13
9/24/1955	2	19 a W	14-7
11/24/1956	5	13 a W	28-0
11/23/1957	-	- h T	0-0
10/1/1960	10	- a L	17-18
11/4/1961	7	- h W	20-0
9/29/1962	8	- a W	17-0
9/14/1963	-	- h W	9-0
1/2/1967	8	- n <sup>2</sup> L	12-27
10/28/1978	-	- h W	17-13
9/22/1979	-	- a T	7-7
9/20/1980	-	- h L	12-45
9/19/1981	-	- a L	6-27

1 - Jacksonville, Fla.

2 - Orange Bowl (Miami, Fla.)

**SERIES**

Home: 15-4-4, Away: 9-4-2, Neutral: 0-1

**FLORIDA STATE****FLORIDA STATE LEADS 14-13-1**

DATE	GT	OPP	RESULT
11/7/1903	-	- h W	17-0
10/8/1904	-	- h W	35-0
11/22/1952	2	- h W	30-0
10/22/1955	13	- h W	34-0
9/26/1958	-	- h W	17-3
11/10/1962	-	- h T	14-14
11/9/1963	-	- h W	15-7
9/19/1970	-	- h W	23-13
11/13/1971	-	- h W	12-6
10/4/1975	-	- h W	30-0
10/17/1992	16/17	6/6 h L	24-29
10/2/1993	-	1/1 a L	0-51

11/5/1994	-	8/6 h L	10-41
9/21/1995	-	1/1 a L	10-42
11/2/1996	-	3/2 h L	3-49
10/18/1997	21/25	3/3 a L	0-38
10/24/1998	20/19	6/6 h L	7-34
9/1/1999	10/10	1/1 a L	35-41
9/9/2000	-	2/2 h L	21-26
12/1/2001	-	- a L	17-28
11/9/2002	-	17/18 h L	13-21
9/13/2003	-	10/11 a L	13-14
11/1/2008	-	16/16 h W	31-28
10/10/2009	22/23	- a W	49-44
12/1/2012	-	13/12 n <sup>1</sup> L	15-21
12/6/2014	12/12	2/2 n <sup>1</sup> L	35-37
10/24/2015	-	9/9 h W	22-16
9/12/2020	-	- a W	16-13

1 - Charlotte, N.C. (ACC Championship Game)

**SERIES**

Home: 11-6-1, Away: 2-6, Neutral: 0-2

**FRESNO STATE****FRESNO STATE LEADS 2-0**

DATE	GT	OPP	RESULT
12/31/2002	-	- n <sup>1</sup> L	21-30
12/31/2007	-	- n <sup>2</sup> L	28-40

1 - Silicon Valley Classic (San Jose, Calif.)

2 - Humanitarian Bowl (Boise, Idaho)

**SERIES**

Home: 0-0, Away: 0-0, Neutral: 0-2

**FURMAN****GEORGIA TECH LEADS 10-1-3**

DATE	GT	OPP	RESULT
10/15/1901	-	- h W	17-0
10/26/1901	-	- a T	5-5
11/1/1902	-	- a T	0-0
9/29/1917	-	- h W	25-0
10/12/1918	-	- h W	118-0
9/27/1919	-	- h W	74-0
10/15/1921	-	- h W	69-0
11/23/1946	6	- h W	41-7
11/22/1947	10	- h W	51-0
9/17/1983	-	- h L	14-17
9/13/1986	-	- h T	17-17
11/9/1991	-	- h W	19-17
9/11/1993	-	- h W	37-3
9/2/1995	-	- h W	51-7

**SERIES**

Home: 10-1-1, Away: 0-0-2, Neutral: 0-0

**GARDNER-WEBB****GEORGIA TECH LEADS 1-0**

DATE	GT	OPP	RESULT
10/11/2008	-	- h W	10-7

**SERIES**

Home: 1-0, Away: 0-0, Neutral: 0-0



## GEORGETOWN

### GEORGIA TECH LEADS 5-0

DATE	GT	OPP	RESULT
11/15/1919	-	h W	27-0
11/13/1920	-	h W	35-6
11/12/1921	-	h W	21-7
11/11/1922	-	h W	19-7
10/20/1923	-	h W	20-10

### SERIES

Home: 5-0, Away: 0-0, Neutral: 0-0

## GEORGIA

### GEORGIA LEADS 67-41-5

DATE	GT	OPP	RESULT
11/4/1893	-	a W	28-6
10/23/1897	-	a L	0-28
10/22/1898	-	a L	0-15
10/28/1899	-	a L	0-20
10/13/1900	-	h L	0-12
10/25/1902	-	h T	0-0
10/24/1903	-	h L	0-38
11/12/1904	-	h W	23-6
11/18/1905	-	h W	46-0
11/10/1906	-	h W	17-0
11/2/1907	-	h W	10-6
11/20/1909	-	h W	12-6
11/19/1910	-	h L	6-11
11/18/1911	-	h L	0-5
11/16/1912	-	h L	0-20
11/15/1913	-	h L	0-14
11/14/1914	-	h W	7-0
11/13/1915	-	h T	0-0
11/18/1916	-	h W	21-0
11/14/1925	-	h W	3-0
11/13/1926	-	h L	13-14
12/3/1927	-	h W	12-0
12/8/1928	-	h W	20-6
12/7/1929	-	a L	6-12
12/6/1930	-	h L	0-13
11/28/1931	-	h L	6-35
11/26/1932	-	h T	0-0
11/25/1933	-	h L	6-7
12/1/1934	-	a L	0-7
11/30/1935	-	h W	19-7
11/28/1936	-	a L	6-16
11/27/1937	-	h T	6-6
11/26/1938	-	a T	0-0
12/2/1939	-	h W	13-0
11/30/1940	-	a L	19-21
11/29/1941	-	20 h	L 0-21
11/28/1942	2	5 a	L 0-34
11/27/1943	14	- h	W 48-0
12/2/1944	-	h W	44-0
12/1/1945	-	h L	0-33
11/30/1946	7	3 a	L 7-35
11/29/1947	9	- h	W 7-0
11/27/1948	-	12 a	L 13-21
11/26/1949	-	h W	7-6
12/2/1950	-	a W	7-0
12/1/1951	6	- h	W 48-6
11/29/1952	3	- a	W 23-9
11/28/1953	10	- h	W 28-12
11/27/1954	-	a W	7-3

11/26/1955	9	- h	W 21-3
12/1/1956	4	- a	W 35-0
11/30/1957	-	h	L 0-7
11/29/1958	-	a	L 3-16
11/28/1959	-	6 h	L 14-21
11/26/1960	-	a	L 6-7
12/2/1961	-	h	W 22-7
12/1/1962	-	a	W 37-6
11/30/1963	-	h	W 14-3
11/28/1964	-	a	L 0-7
11/27/1965	-	h	L 7-17
11/26/1966	5	7 a	L 14-23
11/25/1967	-	h	L 14-21
11/30/1968	-	4 a	L 8-47
11/29/1969	-	h	W 6-0
11/28/1970	16	- a	W 17-7
11/25/1971 (TH)	-	7 h	L 24-28
12/2/1972	-	a	L 7-27
12/1/1973	-	h	L 3-10
11/27/1974	-	a	W 34-14
11/27/1975 (TH)	-	15 h	L 26-42
11/27/1976	-	4 a	L 10-13
11/26/1977	-	h	W 16-7
12/2/1978	-	11 a	L 28-29
11/24/1979	-	h	L 3-16
11/29/1980	-	1 a	L 20-38
11/28/1981	-	3 h	L 7-44
11/27/1982	-	1 a	L 18-38
11/26/1983	-	7 h	L 24-27
12/1/1984	-	18 a	W 35-18
11/30/1985	-	20 h	W 20-16
11/29/1986	-	18 a	L 24-31
11/28/1987	-	14 h	L 16-30
11/26/1988	-	20 a	L 3-24
12/2/1989	-	h	W 33-22
12/1/1990	2/3	- a	W 40-23
11/30/1991	-	25/- h	L 15-18
11/28/1992	-	9/10 a	L 17-31
11/25/1993 (TH)	-	h	L 10-43
11/25/1994 (FR)	-	a	L 10-48
11/23/1995 (TH)	-	h	L 17-18
11/30/1996	-	a	L 10-19
11/29/1997	-	14/14 h	L 24-27
11/28/1998	17/18	12/12 a	W 21-19
11/27/1999	20/16	16/21 h	WOT 51-48
11/25/2000	18/19	19/18 a	W 27-15
11/24/2001	21/19	19/23 h	L 17-31
11/30/2002	-	5/5 a	L 7-51
11/29/2003	-	5/5 h	L 17-34
11/27/2004	-	8/7 a	L 13-19
11/26/2005	20/24	13/13 h	L 7-14
11/25/2006	16/15	- a	L 12-15
11/24/2007	-	6/7 h	L 17-31
11/29/2008	23/18	13/13 a	W 45-42
11/28/2009	7/7	- h	L 24-30
11/27/2010	-	a	L 34-42
11/26/2011	25/21	13/14 h	L 17-31
11/24/2012	-	3/3 a	L 10-42
11/30/2013	-	h	L 34-41
11/29/2014	17/16	9/10 a	WOT 30-24
11/28/2015	-	rv/rv h	L 7-13
11/26/2016	-	a	W 28-27
11/25/2017	-	7/7 h	L 7-38
11/24/2018	-	5 a	L 21-45
11/30/2019	-	4/4 h	L 7-52

### SERIES

Home: 26-37-4, Away: 15-31-1, Neutral: 0-0

## GA. SOUTHERN

### GEORGIA TECH LEADS 2-0

DATE	GT	OPP	RESULT
9/13/2014	-	h W	42-38
10/15/2016	-	h W	35-34

### SERIES

Home: 2-0, Away: 0-0, Neutral: 0-0

## INDIANA STATE

### GEORGIA TECH LEADS 1-0

DATE	GT	OPP	RESULT
10/10/1987	-	h W	38-0

### SERIES

Home: 1-0, Away: 0-0, Neutral: 0-0

## IOWA

### IOWA LEADS 1-0

DATE	GT	OPP	RESULT
1/5/2010	9/10	10/11 n <sup>1</sup>	L 14-24
1 - FedEx Orange Bowl (Miami Gardens, Fla.)			

### SERIES

Home: 0-0, Away: 0-0, Neutral: 0-1

## IOWA STATE

### GEORGIA TECH LEADS 1-0

DATE	GT	OPP	RESULT
12/18/1972	-	n <sup>1</sup> W	31-30
1 - Liberty Bowl (Memphis, Tenn.)			

### SERIES

Home: 0-0, Away: 0-0, Neutral: 1-0

## JACKSONVILLE ST.

### GEORGIA TECH LEADS 3-0

DATE	GT	OPP	RESULT
8/28/2008 (TH)	-	h W	41-14
9/5/2009	15/15	- h	W 37-17
9/9/2017	-	h W	37-10

### SERIES

Home: 3-0, Away: 0-0, Neutral: 0-0

## KANSAS

### GEORGIA TECH LEADS 2-1

DATE	GT	OPP	RESULT
1/1/1948	10	12 n <sup>1</sup>	W 20-14
9/1/2010	15/17	- a	L 25-28
9/17/2011	-	h W	66-24
1 - Orange Bowl (Miami, Fla.)			

### SERIES

Home: 1-0, Away: 0-1, Neutral: 1-0

**KENTUCKY****GEORGIA TECH LEADS 12-7-1**

DATE	GT	OPP	RESULT
11/17/1923	-	h	T 3-3
10/8/1932	-	h	L 6-12
10/7/1933	-	a	L 6-7
10/12/1935	-	a	L 6-25
10/10/1936	-	h	W 34-0
10/9/1937	-	a	W 32-0
11/5/1938	-	h	W 19-18
11/11/1939	-	18	h W 13-6
11/9/1940	-	a <sup>1</sup>	L 7-26
11/8/1941	-	h	W 20-13
11/7/1942	3	-	h W 47-7
10/28/1950	-	4	h L 14-28
10/6/1951	11	17	a W 13-7
10/23/1954	15	-	h L 6-13
9/22/1956	4	-	a W 14-6
9/21/1957	11	20	h W 13-0
9/20/1958	-	a	L 0-13
9/19/1959	-	a	W 14-12
9/17/1960	-	h	W 3-13
12/31/2016	-	n <sup>2</sup>	W 33-18

1 - Louisville, Ky.

2 - TaxSlayer Bowl (Jacksonville, Fla.)

**SERIES**

Home: 7-3-1, Away: 4-4, Neutral: 1-0

**LOUISVILLE****GEORGIA TECH LEADS 2-0**

DATE	GT	OPP	RESULT
10/5/2018	-	a	W 66-31
10/9/2020 (FR)	-	h	W 46-27

**SERIES**

Home: 1-0, Away: 1-0, Neutral: 0-0

**LSU****GEORGIA TECH LEADS 12-7**

DATE	GT	OPP	RESULT
10/23/1915	-	a <sup>1</sup>	W 36-7
11/8/1924	-	h	W 28-7
11/12/1927	-	h	W 23-0
11/6/1943	-	20	h W 42-7
11/18/1944	9	-	a W 14-6
11/17/1945	-	h	L 7-9
10/19/1946	-	12	a W 26-7
10/14/1950	-	a	W 13-0
10/13/1951	8	-	h W 25-7
10/9/1954	-	h	W 30-20
10/8/1955	4	-	a W 7-0
10/13/1956	3	-	h W 39-7
10/12/1957	17	-	a L 13-20
10/8/1960	-	h	W 6-2
10/7/1961	3	-	a L 0-10
10/6/1962	5	-	h L 7-10
10/5/1963	7	-	a L 6-7
12/29/2000	15/17	-	n <sup>2</sup> L 14-28
12/31/2008	14/15	-	n <sup>2</sup> L 3-38

1 - New Orleans, La.

2 - Chick-fil-A/Peach Bowl (Atlanta, Ga.)

**SERIES**

Home: 7-2, Away: 5-3, Neutral: 0-2

**MARYLAND****GEORGIA TECH LEADS 15-6**

DATE	GT	OPP	RESULT
10/8/1988	-	a	L 8-13
10/7/1989	-	h	W 28-24
10/6/1990	23/18	-	a W 31-3
10/12/1991	-	h	W 34-10
10/10/1992	17/17	-	a W 28-26
10/9/1993	-	h	W 38-0
10/22/1994	-	a	L 27-42
9/28/1995 (TH)	-	16/17	h W 31-3
11/14/1996 (TH)	-	a	L 10-13
11/22/1997	-	h	W 37-18
10/31/1998	23/24	-	a <sup>1</sup> W 31-14
9/30/1999 (TH)	10/12	-	h W 49-31
11/18/2000	20/22	-	a W 35-22
10/11/2001 (TH)	15/1522/20	h	LoT 17-20
10/17/2002 (TH)	-	a	L 10-34
10/23/2003 (TH)	-	h	W 7-3
10/9/2004	-	23/23	a W 20-7
10/7/2006	18/20	-	h W 27-23
10/6/2007	-	a	L 26-28
10/8/2011	13/13	-	h W 21-16
11/3/2012	-	a	W 33-13

1 - Baltimore, Md.

**SERIES**

Home: 9-1, Away: 6-5, Neutral: 0-0

**MARYVILLE****SERIES TIED 0-0-1**

DATE	GT	OPP	RESULT
11/29/1906	-	h	T 6-6

**SERIES**

Home: 0-0-1, Away: 0-0, Neutral: 0-0

**MEMPHIS****GEORGIA TECH LEADS 2-1**

DATE	GT	OPP	RESULT
9/27/1980	-	h	W 17-8
9/26/1981	-	h	L 15-28
9/25/1982	-	a	W 24-20

**SERIES**

Home: 1-1, Away: 1-0, Neutral: 0-0

**MERCER****GEORGIA TECH LEADS 14-1-1**

DATE	GT	OPP	RESULT
11/5/1892	-	a	L 6-12
11/11/1893	-	h	W 10-6
10/31/1896	-	a	W 6-4
11/21/1896	-	h	T 12-12
11/19/1908	-	a	W 16-6
11/13/1909	-	h	W 35-0
10/15/1910	-	h	W 46-0
10/21/1911	-	h	W 17-0
10/26/1912	-	a	W 16-6
10/18/1913	-	h	W 33-0
10/10/1914	-	h	W 105-0

10/2/1915	-	h	W 52-0
9/30/1916	-	h	W 61-0
10/2/1937	-	h	W 28-0
10/1/1938	-	h	W 19-0
9/10/2016	-	h	W 35-10

**SERIES**

Home: 11-0-1, Away: 3-1, Neutral: 0-0

**MIAMI (FLA.)****SERIES TIED 13-12**

DATE	GT	OPP	RESULT
9/17/1955	10	-	h W 14-6
9/26/1964	-	h	W 20-0
11/10/1967	-	a	L 7-49
9/27/1968	-	15	h L 7-10
9/26/1970	19	-	h W 31-21
9/20/1975	-	h	W 38-23
9/17/1977	-	h	W 10-6
10/14/1978	-	h	W 24-19
1/1/2000	17/15	23/23	n <sup>1</sup> L 13-28
10/2/2004	-	4/4	h L 3-27
11/19/2005	-	3/3	a W 14-10
10/28/2006	21/21	-	h W 30-23
10/13/2007	-	a	W 17-14
11/20/2008	-	23/rv	h W 41-23
9/17/2009 (TH)	14/13	22/20	a L 17-33
11/13/2010	-	h	L 10-35
10/22/2011	20/19	-	a L 7-24
9/22/2012	rv/rv	-	h LoT 36-42
10/5/2013	rv/rv	14/14	a L 30-45
10/4/2014	-	h	W 28-17
11/21/2015	-	a	L 21-38
10/8/2016	-	14/14	h L 21-35
10/14/2017	-	11/10	a L 24-25
11/10/2018	-	h	W 27-21
10/19/2019	-	a	Wor 28-21

1 - Toyota Gator Bowl (Jacksonville, Fla.)

**SERIES**

Home: 10-5, Away: 3-6, Neutral: 0-1

**MICHIGAN****MICHIGAN LEADS 1-0**

DATE	GT	OPP	RESULT
10/20/1934	-	a	L 2-9

**SERIES**

Home: 0-0, Away: 0-1, Neutral: 0-0

**MICHIGAN STATE****GEORGIA TECH LEADS 3-0**

DATE	GT	OPP	RESULT
9/18/1971	-	18	h W 10-0
9/23/1972	-	18	a W 21-16
12/31/1985	-	n <sup>1</sup>	W 17-14

1 - All-American Bowl (Birmingham, Ala.)

**SERIES**

Home: 1-0, Away: 1-0, Neutral: 1-0

## MIDDLE TENN.

### GEORGIA TECH LEADS 2-1

DATE	GT	OPP	RESULT
10/16/2010	-	h W	42-14
9/10/2011	-	a W	49-21
9/29/2012	-	h L	28-49

#### SERIES

Home: 1-1, Away: 1-0, Neutral: 0-0

## MINNESOTA

### MINNESOTA LEADS 1-0

DATE	GT	OPP	RESULT
12/26/2018	-	n <sup>1</sup> L	10-34

1 – Quick Lane Bowl (Detroit, Mich.)

#### SERIES

Home: 0-0, Away: 1-0, Neutral: 0-1

## MISSISSIPPI

### SERIES TIED 2-2

DATE	GT	OPP	RESULT
10/12/1946	-	h W	24-7
1/1/1953	2	7 n <sup>1</sup> W	24-7
12/30/1971	-	17 n <sup>2</sup> L	18-41
12/30/2013	-	n <sup>3</sup> L	17-25

1 – Sugar Bowl (New Orleans, La.)  
 2 – Peach Bowl (Atlanta, Ga.)  
 3 – Music City Bowl (Nashville, Tenn.)

#### SERIES

Home: 1-0, Away: 0-0, Neutral: 1-2

## MISSISSIPPI ST.

### GEORGIA TECH LEADS 5-0

DATE	GT	OPP	RESULT
10/17/1908	-	h W	23-0
10/5/1929	-	h W	27-13
9/20/2008	-	h W	38-7
10/3/2009	25/rv	a W	42-31
12/31/2014	10/9	8/8 n <sup>1</sup> W	49-34

1 – Capital One Orange Bowl (Miami Gardens, Fla.)

#### SERIES

Home: 3-0, Away: 1-0, Neutral: 1-0

## MISSOURI

### SERIES TIED 1-1

DATE	GT	OPP	RESULT
1/1/1940	16	6 n <sup>1</sup> W	21-7
12/22/1962	-	n <sup>2</sup> L	10-14

1 – Orange Bowl (Miami, Fla.)  
 2 – Bluebonnet Bowl (Houston, Texas)

#### SERIES

Home: 0-0, Away: 0-0, Neutral: 1-1

## MOONEY

### GEORGIA TECH LEADS 3-0

DATE	GT	OPP	RESULT
10/15/1904	-	h W	51-0
10/10/1908	-	h W	30-0
10/9/1909	-	h W	35-6

#### SERIES

Home: 3-0, Away: 0-0, Neutral: 0-0

## NASHVILLE

### NASHVILLE LEADS 2-0

DATE	GT	OPP	RESULT
11/11/1899	-	h L	0-15
10/20/1900	-	h L	0-23

#### SERIES

Home: 0-2, Away: 0-0, Neutral: 0-0

## NAVY

### GEORGIA TECH LEADS 16-9

DATE	GT	OPP	RESULT
10/21/1922	-	a L	0-13
10/24/1942	6	a W	21-0
10/23/1943	-	3 n <sup>1</sup> L	14-28
10/21/1944	8	9 h W	17-15
10/20/1945	-	2 n <sup>1</sup> L	6-20
11/9/1946	8	h W	28-20
11/8/1947	6	n <sup>1</sup> W	16-14
10/9/1964	-	n <sup>2</sup> W	17-0
10/23/1965	-	h W	37-16
11/9/1968	-	h L	15-35
11/7/1970	-	h W	30-8
11/6/1971	-	h W	34-21
11/18/1972	-	h W	30-7
11/17/1973	-	n <sup>2</sup> W	26-22
11/16/1974	-	h W	22-0
11/15/1975	-	h W	14-13
11/13/1976	-	a L	28-34
11/12/1977	-	a L	16-20
11/17/1979	-	h W	24-14
11/15/1980	-	h L	8-19
11/14/1981	-	h L	14-20
11/23/1996	-	h L	26-36
9/4/1999	10/11	a W	49-14
9/16/2000	-	h W	40-13
9/8/2001	10/13	a W	70-7

1 – Baltimore, Md.  
 2 – Jacksonville, Fla.

#### SERIES

Home: 10-4, Away: 3-3, Neutral: 3-2

## NEBRASKA

### GEORGIA TECH LEADS 1-0

DATE	GT	OPP	RESULT
1/1/1991	2/2	19/13 n <sup>1</sup> W	45-21

1 – Florida Citrus Bowl (Orlando, Fla.)

#### SERIES

Home: 0-0, Away: 0-0, Neutral: 1-0

## NEW MEXICO ST.

### GEORGIA TECH LEADS 1-0

DATE	GT	OPP	RESULT
9/12/1998	-	h W	42-7

#### SERIES

Home: 1-0, Away: 0-0, Neutral: 0-0

## NORTH CAROLINA

### GEORGIA TECH LEADS 30-22-3

DATE	GT	OPP	RESULT	
10/30/1915	-	h W	23-3	
10/21/1916	-	h W	10-6	
10/22/1927	-	h W	13-0	
10/27/1928	-	a W	20-7	
10/12/1929	-	h L	7-18	
11/1/1930	-	a T	6-6	
11/7/1931	-	a T	19-19	
10/22/1932	-	a W	43-14	
10/28/1933	-	a W	10-6	
11/3/1934	-	h L	0-26	
10/26/1935	-	a L	0-19	
9/25/1943	-	h W	20-7	
10/7/1944	10	h W	28-0	
9/29/1945	-	a W	20-14	
10/12/1974	-	h W	29-28	
10/4/1980	-	10 a L	0-33	
10/3/1981	-	6 h L	7-28	
10/2/1982	-	12 a L	0-41	
10/1/1983	-	5 h L	21-38	
11/10/1984	-	a L	17-24	
10/5/1985	-	h W	31-0	
10/4/1986	-	a L	20-21	
9/19/1987	-	h L	23-30	
10/22/1988	-	a L	17-20	
10/21/1989	-	h W	17-14	
10/20/1990	11/11	a T	13-13	
10/26/1991	-	h W	35-14	
10/24/1992	19/19	a L	14-26	
10/16/1993	-	14/13 h L	3-41	
10/8/1994	-	14/14 a L	24-31	
10/14/1995	-	h W	27-25	
10/21/1996	-	11/13 a L	0-16	
10/30/1997 (TH)	5/5	h L	13-16	
9/26/1998	-	a W	43-21	
10/9/1999	7/8	h WOT	31-24	
9/30/2000	-	a W	42-28	
11/1/2001 (TH)	23/21	22/-	h W	28-21
9/28/2002	-	a W	21-13	
11/15/2003	-	h W	41-24	
9/18/2004	-	a L	13-34	
9/10/2005	17/21	h W	27-21	
11/1/2006	19/18	a W	7-0	
11/17/2007	-	h W	27-25	
11/8/2008	22/20	19/19 a L	7-28	
9/26/2009	-	22/18 h W	24-7	
9/18/2010	-	a W	30-24	
9/24/2011	25/24	rv/25 h W	35-28	
11/10/2012	-	a W	68-50	
9/21/2013	rv/rv	h W	28-20	
10/18/2014	-	a L	43-48	
10/3/2015	-/rv	h L	31-38	
11/5/2016	-	18/17 a L	20-48	

9/30/2017	-	-	h	W	33-7
11/3/2018	-	-	a	W	38-28
10/5/2019	-	-	a	L	22-38

**SERIES**

Home: 19-9, Away: 11-13-3, Neutral: 0-0

**NC STATE****GEORGIA TECH LEADS 20-11**

DATE	GT	OPP	RESULT
11/10/1918	-	-	h W 128-0
11/18/1922	-	-	h W 17-0
10/8/1983	-	-	a W 20-10
10/6/1984	12	-	h L 22-27
9/14/1985	-	-	a W 28-18
10/11/1986	-	-	h W 59-21
10/3/1987	-	-	a L 0-17
10/1/1988	-	-25	h L 6-14
9/9/1989	-	-	a L 28-38
9/8/1990	-	-	h W 21-13
10/5/1991	21/23	19/18	a L 21-28
10/3/1992	23/23	21/18	h W 16-13
10/23/1993	-	-	a L 23-28
10/1/1994	-	-22/20	a L 13-21
11/11/1995	-	-	h W 27-19
9/7/1996	-	-	a W 28-16
10/11/1997	25/-	-	h W 27-17
10/10/1998	-	-23/23	a W 47-24
10/30/1999	7/7	-	h W 48-21
9/21/2000 (TH)	-	-	LOT 23-30
10/20/2001	23/25	-	h W 27-17
11/2/2002	-	-8/10	a W 24-17
10/4/2003	-	-	h W 29-21
11/6/2004	-	-	a W 24-14
10/6/2005 (TH)24/23	-	-	h L 14-17
11/4/2006	20/20	-	a W 31-23
9/25/2010	-	-	h L 28-45
10/1/2011	21/21	-	a W 45-35
10/18/2014	-	-	a W 56-23
11/21/2019 (TH)	-	-	h W 28-26
12/5/2020	-	-	a L 23-13

**SERIES**

Home: 11-4, Away: 9-7, Neutral: 0-0

**NOTRE DAME****NOTRE DAME LEADS 29-6-1**

DATE	GT	OPP	RESULT
10/28/1922	-	-	h L 3-13
11/27/1923	-	-	a L 7-35
11/1/1924	-	-	a L 3-34
10/31/1925	-	-	h L 0-13
10/30/1926	-	-	a L 0-12
10/29/1927	-	-	a L 7-26
10/20/1928	-	-	h W 13-0
11/2/1929	-	-	h L 6-26
10/8/1938	-	-5	a L 6-14
10/7/1939	-	-2	a L 14-17
10/12/1940	-	-6	a L 20-26
10/11/1941	-	-8	h L 0-20
10/3/1942	6	-	a W 13-6
10/2/1943	-	-1	a L 13-55
11/25/1944	10	18	h L 0-21
10/6/1945	-	-3	h L 7-40

10/24/1953	4	1	a	L	14-27
11/7/1959	19	-	a	W	14-10
11/18/1967	-	-	9	h	L 3-36
11/16/1968	-	-	9	a	L 6-34
11/15/1969	-	-	9	h	L 20-38
11/14/1970	-	-	1	a	L 7-10
9/9/1974	-	-	2	h	L 7-31
11/8/1975	-	-	12	a	L 3-24
11/6/1976	-	-	11	h	W 23-14
11/5/1977	-	-	5	a	L 14-69
11/18/1978	20	10	h	L	21-38
10/6/1979	-	-	10	a	L 13-21
11/8/1980	-	-	1	h	T 3-3
11/7/1981	-	-	-	a	L 3-35
9/6/1997	-	-	11/13	h	L 13-17
1/1/1999	12/12	17/18	n <sup>1</sup>	W	35-28
9/2/2006	-	-	2/73	h	L 10-14
9/1/2007	-	-	-	a	W 33-3
9/19/2015	14/16	8/10	a	L	22-30
10/31/2020	-	-	4/4	h	L 31-13

1 - Gator Bowl (Jacksonville, Fla.)

**SERIES**

Home: 2-13-1, Away: 3-16, Neutral: 1-0

**OGLETHORPE****GEORGIA TECH LEADS 8-1**

DATE	GT	OPP	RESULT
10/2/1920	-	-	h W 55-0
10/1/1921	-	-	h W 41-0
9/30/1922	-	-	h W 31-6
9/23/1923	-	-	h W 28-13
9/27/1924	-	-	h W 19-0
9/28/1925	-	-	h W 13-7
9/25/1926	-	-	h L 6-7
11/19/1927	-	-	h W 19-7
11/3/1928	-	-	h W 32-7

**SERIES**

Home: 8-1, Away: 0-0, Neutral: 0-0

**PENN****PENN LEADS 2-1**

DATE	GT	OPP	RESULT
10/6/1917	-	-	h W 41-0
11/15/1930	-	-	a L 7-34
11/14/1931	-	-	a L 12-13

**SERIES**

Home: 1-0, Away: 0-2, Neutral: 0-0

**PENN STATE****PENN STATE LEADS 4-3**

DATE	GT	OPP	RESULT
10/29/1921	-	-	n <sup>1</sup> L 7-28
11/10/1923	-	-	a L 0-7
10/18/1924	-	-	h W 15-13
10/10/1925	-	-	n <sup>2</sup> W 16-7
12/30/1961	13	17	n <sup>3</sup> L 15-30
11/12/1966	5	-	h W 21-0
8/28/1991	8/6	7/8	n <sup>4</sup> L 22-34

1 - Polo Grounds (N.Y.)

2 - Yankee Stadium  
3 - Gator Bowl (Jacksonville, Fla.)  
4 - Kickoff Classic (East Rutherford, N.J.)**SERIES**

Home: 2-0, Away: 0-1, Neutral: 1-3

**PITTSBURGH****PITTSBURGH LEADS 10-5**

DATE	GT	OPP	RESULT
11/23/1918	-	-	a L 0-32
10/25/1919	-	-	a L 6-16
10/23/1920	-	-	a L 3-10
1/2/1956	7	11	n <sup>1</sup> W 7-0
12/29/1956	4	13	n <sup>2</sup> W 21-14
9/21/1974	-	-	15 h L 17-27
9/18/1976	-	-	3 h L 14-42
11/2/2013	-	-	h W 21-10
10/25/2014	-	-	a W 56-28
10/17/2015	-	-	h L 28-31
10/8/2016	-	-	a L 34-37
9/23/2017	-	-	h W 35-17
9/15/2018	-	-	a L 19-24
11/2/2019	-	-	h L 10-20
12/10/2020	-	-	h L 34-20

1 - Sugar Bowl (New Orleans, La.)

2 - Gator Bowl (Jacksonville, Fla.)

**SERIES**

Home: 2-5, Away: 1-5, Neutral: 2-0

**PRESBYTERIAN****GEORGIA TECH LEADS 4-0**

DATE	GT	OPP	RESULT
9/28/1935	-	-	h W 33-0
9/26/1936	-	-	h W 55-0
9/24/1937	-	-	h W 59-0
9/8/2012	rv/rv	-	h W 59-3

**SERIES**

Home: 4-0, Away: 0-0, Neutral: 0-0

**PURDUE****PURDUE LEADS 1-0**

DATE	GT	OPP	RESULT
12/25/1978	-	-7	n <sup>1</sup> L 21-41

n1 - Peach Bowl

**SERIES**

Home: 0-0, Away: 0-0, Neutral: 0-1

**RICE****GEORGIA TECH LEADS 2-0-1**

DATE	GT	OPP	RESULT
9/24/1960	13	-	a W 16-13
9/30/1961	-	-	h W 24-0
9/30/1972	-	-	h T 36-36

**SERIES**

Home: 1-0-1, Away: 1-0, Neutral: 0-0

## RUTGERS

### GEORGIA TECH LEADS 1-0

DATE	GT	OPP	RESULT
10/22/1921	-	- h W	48-14

#### SERIES

Home: 1-0, Away: 0-0, Neutral: 0-0

## ST. ALBANS

### ST. ALBANS LEADS 2-0

DATE	GT	OPP	RESULT
11/30/1893	-	- h L	0-6
11/8/1902	-	- h L	0-17

#### SERIES

Home: 0-2, Away: 0-0, Neutral: 0-0

## ST. MARY'S

### GEORGIA TECH LEADS 1-0

DATE	GT	OPP	RESULT
1/1/1947	11	- n <sup>1</sup> W	41-19

1 - Oil Bowl (Houston, Texas)

#### SERIES

Home: 0-0, Away: 0-0, Neutral: 1-0

## SAMFORD

### GEORGIA TECH LEADS 8-0

DATE	GT	OPP	RESULT
10/31/1903	-	- a W	37-0
10/11/1911	-	- a W	28-0
10/14/1939	-	- h W	35-0
10/5/1940	-	- h W	27-0
10/13/1945	-	- h W	43-0
9/4/2004	-	- h W	28-7
9/9/2006	-	- h W	38-6
9/8/2007	-	- h W	69-14

#### SERIES

Home: 6-0, Away: 2-0, Neutral: 0-0

## SAVANNAH A.A.

### SAVANNAH A.A. LEADS 1-0

DATE	GT	OPP	RESULT
10/27/1894	-	- h L	0-8

#### SERIES

Home: 0-1, Away: 0-0, Neutral: 0-0

## SEWANEE

### SEWANEE LEADS 7-5-1

DATE	GT	OPP	RESULT
10/23/1899	-	- h L	0-30
10/29/1900	-	- h L	0-34
11/1/1905	-	- h T	18-18
10/20/1906	-	- h L	0-16
11/9/1907	-	- h L	0-18
11/14/1908	-	- h L	0-6

10/23/1909	-	- h L	0-15
11/11/1911	-	- h W	23-0
11/9/1912	-	- h L	0-7
11/1/1913	-	- h W	33-0
10/31/1914	-	- h W	20-0
10/5/1935	-	- h W	32-0
10/3/1936	-	- h W	58-0

#### SERIES

Home: 5-7-1, Away: 0-0, Neutral: 0-0

## SOUTH CAROLINA

### GEORGIA TECH LEADS 11-10

DATE	GT	OPP	RESULT
9/9/1901	-	- h W	13-0
11/26/1903	-	- h L	0-16
10/16/1909	-	- h W	59-0
10/3/1914	-	- h W	20-0
10/4/1930	-	- h W	45-0
10/3/1931	-	- h W	25-13
11/19/1949	-	- a L	13-3
9/30/1950	-	- h L	0-7
9/12/1970	-	17 h W	23-20
9/11/1971	17	- a L	7-24
9/16/1972	-	- a W	34-6
9/15/1973	-	- a L	28-41
9/14/1974	-	- h W	35-20
9/13/1975	-	- a L	17-23
9/11/1976	-	- h L	17-27
9/10/1977	-	- a L	0-17
10/7/1978	-	- h W	6-3
10/15/1988	-	8 a W	34-0
9/23/1989	-	- a L	10-21
9/29/1990	-	25/- a W	27-6
10/19/1991	-	- a L	14-23

#### SERIES

Home: 8-3, Away: 3-7, Neutral: 0-0

## S.C. STATE

### GEORGIA TECH LEADS 1-0

DATE	GT	OPP	RESULT
9/4/2010	16/17	- h W	41-10

#### SERIES

Home: 1-0, Away: 0-0, Neutral: 0-0

## USC

### SERIES TIED 2-2

DATE	GT	OPP	RESULT
9/22/1961	-	9 a W	27-7
10/25/1969	-	7 a L	18-29
9/22/1973	-	1 h L	6-23
12/31/2012	-	rv/rv n <sup>1</sup> W	21-7

1 - El Paso, Texas (Hyundai Sun Bowl)

#### SERIES

Home: 0-1, Away: 1-1, Neutral: 1-0

## SMU

### GEORGIA TECH LEADS 8-2-1

DATE	GT	OPP	RESULT
9/23/1950	-	10 a L	13-33
9/22/1951	-	- h W	21-7
10/4/1952	6	- a W	20-7
10/3/1953	9	- h W	6-4
10/2/1954	-	- a W	10-7
10/1/1955	3	- h W	20-7
9/29/1956	2	5 a W	9-7
9/28/1957	3	15 h T	0-0
10/25/1958	17	- a L	0-20
9/26/1959	16	6 h W	16-12
9/20/1969	-	- h W	24-21

#### SERIES

Home: 5-0-1, Away: 3-2, Neutral: 0-0

## STANFORD

### GEORGIA TECH LEADS 2-0

DATE	GT	OPP	RESULT
12/25/1991	-	17/17 n <sup>1</sup> W	18-17
12/27/2001	-	11/11 n <sup>2</sup> W	24-14

1 - Aloha Bowl (Honolulu, Hawaii)  
2 - Seattle Bowl (Seattle, Wash.)

#### SERIES

Home: 0-0, Away: 0-0, Neutral: 2-0

## SYRACUSE

### GEORGIA TECH LEADS 3-1

DATE	GT	OPP	RESULT
8/26/2001	10/13	- n <sup>1</sup> W	13-7
12/21/2004	-	- n <sup>2</sup> W	51-14
10/19/2013	-	- h W	56-0
9/26/2020	-	- a L	37-20

1 - Kickoff Classic (E. Rutherford, N.J.)  
2 - Champs Sports Bowl (Orlando, Fla.)

#### SERIES

Home: 1-0, Away: 0-1, Neutral: 2-0

## TEMPLE

### TEMPLE LEADS 1-0

DATE	GT	OPP	RESULT
9/29/2019	-	- a L	24-2

#### SERIES

Home: 0-0, Away: 1-0, Neutral: 0-0

## TENNESSEE

### TENNESSEE LEADS 25-17-2

DATE	GT	OPP	RESULT
11/22/1902	-	- h L	6-10
11/21/1903	-	- a L	0-11
10/22/1904	-	- h W	2-0
11/4/1905	-	- h W	45-0
10/19/1907	-	- h W	6-4
10/31/1908	-	- h L	5-6



10/30/1909	-	-	a	W	29-0
10/14/1911	-	-	h	W	24-0
9/28/1946	-	8	a	L	9-13
9/27/1947	4	-	h	W	27-0
11/6/1948	6	-	h	L	6-13
11/5/1949	-	14	h	W	30-13
11/6/1954	-	-	h	W	28-7
11/5/1955	8	-	h	T	7-7
11/10/1956	2	3	h	L	0-6
11/9/1957	18	9	a	L	6-21
10/11/1958	-	-	h	W	21-7
10/10/1959	3	8	a	W	14-7
11/5/1960	-	8	h	W	14-7
11/11/1961	9	-	a	L	6-10
10/13/1962	11	-	h	W	17-0
10/12/1963	-	-	a	W	23-7
11/7/1964	7	-	h	L	14-22
11/6/1965	-	-	a	L	7-21
10/8/1966	9	8	h	W	6-3
10/14/1967	-	-	a	L	13-24
10/12/1968	-	10	h	L	7-24
10/11/1969	-	10	a	L	8-26
10/10/1970	13	20	h	L	6-17
10/9/1971	-	13	a	L	6-10
9/9/1972	-	15	h	L	3-34
10/13/1973	-	8	a	L	14-20
10/9/1976	-	-	h	L	7-42
10/8/1977	-	-	a	W	24-8
10/13/1979	-	-	a	L	0-31
10/11/1980	-	-	h	L	10-23
10/10/1981	-	-	a	L	7-10
10/23/1982	-	-	h	W	31-21
10/22/1983	-	-	a	L	3-37
10/27/1984	-	-	h	L	21-24
10/26/1985	-	16	a	T	6-6
10/25/1986	-	-	h	W	14-13
10/24/1987	-	13	a	L	15-29
9/4/2017 (MO)	-	25/24	n <sup>1</sup>	L	20T 41-42

1 - Chick-fil-A Kickoff (Atlanta, Ga.)

**SERIES**

Home: 13-11-1, Away: 4-13-1, Neutral: 0-1

**TEXAS****TEXAS LEADS 1-0**

DATE	GT	OPP	RESULT
1/1/1943	5	11	n <sup>1</sup> L 7-14

1 - Cotton Bowl (Dallas, Texas)

**SERIES**

Home: 0-0, Away: 0-0, Neutral: 0-1

**TEXAS A&M****SERIES TIED 1-1**

DATE	GT	OPP	RESULT
9/25/1965	-	-	h L 10-14
9/17/1966	-	-	h W 38-3

**SERIES**

Home: 1-1, Away: 0-0, Neutral: 0-0

**TCU****GEORGIA TECH LEADS 2-0**

DATE	GT	OPP	RESULT
9/30/1967	-	-	h W 24-7
9/21/1968	-	-	h W 17-7

**SERIES**

Home: 2-0, Away: 0-0, Neutral: 0-0

**TEXAS TECH****GEORGIA TECH LEADS 2-0**

DATE	GT	OPP	RESULT
1/1/1966	-	10	n <sup>1</sup> W 31-21
12/19/1970	13	19	n <sup>2</sup> W 17-9

1 - Gator Bowl (Jacksonville, Fla.)

2 - Sun Bowl (El Paso, Texas)

**SERIES**

Home: 0-0, Away: 0-0, Neutral: 2-0

**TRANSYLVANIA****GEORGIA TECH LEADS 1-0**

DATE	GT	OPP	RESULT
10/16/1915	-	-	h W 67-0

**SERIES**

Home: 1-0, Away: 0-0, Neutral: 0-0

**TROY****GEORGIA TECH LEADS 1-0**

DATE	GT	OPP	RESULT
9/16/2006	-	-	h W 35-20

**SERIES**

Home: 1-0, Away: 0-0, Neutral: 0-0

**TULANE****GEORGIA TECH LEADS 37-13**

DATE	GT	OPP	RESULT
11/4/1916	-	-	h W 45-0
11/10/1917	-	-	a W 48-0
10/9/1926	-	-	h W 9-6
10/8/1927	-	-	h W 13-6
10/13/1928	-	-	a W 12-0
10/26/1929	-	-	a L 14-20
10/25/1930	-	-	h L 0-28
10/24/1931	-	-	a L 0-33
11/5/1932	-	-	h L 14-20
10/21/1933	-	-	h L 0-7
10/27/1934	-	-	a L 12-20
11/13/1943	19	-	a W 33-0
11/11/1944	13	-	h W 34-7
11/10/1945	-	-	a W 41-7
11/16/1946	7	-	h W 35-7
10/4/1947	4	-	a W 20-6
10/2/1948	6	-	h W 13-7
10/1/1949	-	4	a L 0-18
10/11/1952	5	-	h W 14-0
10/10/1953	10	-	a W 27-13

9/18/1954	7	-	h	W	28-0
10/27/1956	3	15	h	W	40-0
10/26/1957	-	-	a	W	20-13
10/4/1958	-	-	h	W	14-0
10/24/1959	9	-	a	W	21-13
10/22/1960	-	-	h	W	14-6
10/28/1961	9	-	a	W	35-0
10/27/1962	-	-	h	W	42-12
10/28/1963	-	-	a	W	17-3
10/24/1964	-	-	h	W	7-6
10/9/1965	-	-	a	W	13-10
10/22/1966	6	-	h	W	35-17
10/28/1967	-	-	a	L	12-23
10/26/1968	-	-	h	W	23-19
11/8/1969	-	-	a	L	7-14
10/24/1970	-	-	h	W	20-6
10/23/1971	-	-	a	W	24-16
10/28/1972	-	-	h	W	21-7
10/27/1973	-	-	a	L	14-23
10/26/1974	-	18	h	W	27-7
10/25/1975	-	-	a	W	23-0
10/23/1976	-	-	h	W	28-16
10/22/1977	-	-	a	W	38-14
9/23/1978	-	-	h	W	27-17
10/27/1979	-	-	a	L	7-12
10/25/1980	-	-	h	L	14-31
10/24/1981	-	-	a	L	10-27
10/9/1982	-	-	a	W	19-13
9/6/2014	-	-	a	W	38-21
9/12/2015	15/16	-	h	W	65-10

**SERIES**

Home: 21-4, Away: 16-9, Neutral: 0-0

**TULSA****GEORGIA TECH LEADS 2-1**

DATE	GT	OPP	RESULT
1/1/1944	13	15	n <sup>1</sup> W 20-18
1/1/1945	13	-	n <sup>2</sup> L 12-26
1/4/2004	-	-	n <sup>3</sup> W 52-10

1 - Sugar Bowl (New Orleans, La.)

2 - Orange Bowl (Miami, Fla.)

3 - Humanitarian Bowl (Boise, Idaho)

**SERIES**

Home: 0-0, Away: 0-0, Neutral: 2-1

**UCF****GEORGIA TECH LEADS 3-1**

DATE	GT	OPP	RESULT
10/26/1996	-	-	h W 27-20
9/18/1999	12/13	-	h W 41-10
9/2/2000	-	-	h W 21-17
9/19/2020	-	14/14	h L 49-21

**SERIES**

Home: 3-1, Away: 0-0, Neutral: 0-0



## USF

### SERIES IS TIED 1-1

DATE	GT	OPP	RESULT
9/8/2018	-	a	L 38-49
9/7/2019	-	h	W 14-10

### SERIES

Home: 1-0, Away: 0-1, Neutral: 0-0

## UTAH

### UTAH LEADS 2-0

DATE	GT	OPP	RESULT
12/29/2005	24/24	- n <sup>1</sup>	L 10-38
12/31/2011	-	n <sup>2</sup> Lot	27-30

1 - Emerald Bowl (San Francisco, Calif.)  
2 - Sun Bowl (El Paso, Texas)

### SERIES

Home: 0-0, Away: 0-0, Neutral: 0-2

## VANDERBILT

### GEORGIA TECH LEADS 20-15-3

DATE	GT	OPP	RESULT	
11/19/1892	-	h	L 10-20	
11/17/1906	-	h	L 6-37	
11/16/1907	-	h	L 0-54	
11/12/1910	-	h	L 0-23	
11/3/1917	-	h	W 83-0	
10/18/1919	-	h	W 20-0	
10/16/1920	-	a	W 44-0	
11/15/1924	-	h	L 0-3	
11/7/1925	-	h	W 7-0	
11/6/1926	-	h	L 7-13	
11/5/1927	-	a	T 0-0	
11/10/1928	-	h	W 19-7	
11/9/1929	-	h	L 7-23	
11/8/1930	-	h	L 0-6	
10/31/1931	-	h	L 7-49	
10/29/1932	-	a	L 0-12	
11/4/1933	-	a	L 6-9	
10/6/1934	-	h	L 12-27	
11/2/1935	-	h	L 13-14	
10/24/1936	-	a	T 0-0	
10/30/1937	-	h	W 14-0	
10/29/1938	-	a	L 7-13	
10/21/1939	-	h	W 14-6	
10/19/1940	-	h	W 19-0	
10/18/1941	-	18	a	L 7-14
9/25/1948	6	-	a	W 13-0
9/24/1949	-	h	W 12-7	
10/27/1951	3	-	a	W 8-7
10/25/1952	5	-	h	W 30-0
10/31/1953	8	-	a	W 43-0
9/19/1964	-	h	W 14-2	
9/18/1965	-	a	T 10-10	
9/24/1966	-	h	W 42-0	
9/23/1967	-	a	W 17-10	
8/31/2002	-	h	W 45-3	
9/27/2003	-	a	Wot 24-17	
10/31/2009	11/11	-	a	W 56-31
9/17/2016	-	h	W 38-7	

### SERIES

Home: 13-11, Away: 7-4-3, Neutral: 0-0

## VIRGINIA

### GEORGIA TECH LEADS 21-20-1

DATE	GT	OPP	RESULT	
11/13/1965	-	h	W 42-19	
11/5/1966	5	-	h	W 14-13
10/5/1974	-	h	W 28-24	
10/2/1976	-	h	W 35-14	
11/6/1982	-	h	W 38-32	
11/3/1983 (TH)	-	h	W 31-27	
10/13/1984	20	-	a	T 20-20
9/21/1985	-	h	L 13-24	
9/20/1986	-	a	W 28-14	
11/7/1987	-	h	L 14-23	
9/17/1988	-	a	L 16-17	
9/16/1989	-	h	L 10-17	
11/3/1990	16/14	1/1	a	W 41-38
9/19/1991 (TH)	17/19	-	h	W 24-21
9/19/1992	22/20	20/19	a	L 24-55
9/16/1993 (TH)	-	25/23	h	L 14-35
10/15/1994	-	h	L 7-24	
9/16/1995	-	16/17	a	L 14-41
10/5/1996	-	12/11	h	W 13-7
11/8/1997	-	a	L 31-35	
10/17/1998	25/25	7/6	h	W 41-38
11/6/1999	7/7	-	a	L 38-45
11/9/2000 (TH)	24/-	-	h	W 35-0
11/10/2001	20/17	-	a	L 38-39
10/26/2002	-	h	W 23-15	
11/22/2003	-	a	L 17-29	
11/20/2004	-	18/18	h	L 10-30
11/12/2005	24/24	-	a	L 17-27
9/21/2006 (TH)	-	h	W 24-7	
9/22/2007	-	a	L 23-28	
10/25/2008	21/21	-	h	L 17-24
10/24/2009	11/13	-	a	W 34-9
10/9/2010	-	h	W 33-21	
10/15/2011	12/12	-	a	L 21-24
9/15/2012	rv/rv	-/rv	h	W 56-20
10/26/2013	-	a	W 35-25	
11/1/2014	-	h	W 35-10	
10/31/2015	-	a	L 21-27	
11/19/2016	-	h	W 31-17	
11/4/2017	-	a	L 36-40	
11/17/2018	-	h	Wot 30-27	
11/9/2019	-	rv/rv	a	L 33-28

### SERIES

Home: 17-7, Away: 4-13-1, Neutral: 0-0

## VMI

### GEORGIA TECH LEADS 14-1

DATE	GT	OPP	RESULT	
10/24/1914	-	h	W 28-7	
10/6/1923	-	h	W 10-7	
10/4/1924	-	h	W 3-0	
10/3/1925	-	h	W 33-0	
10/2/1926	-	h	W 13-0	
10/1/1927	-	h	W 7-0	
10/6/1928	-	h	W 13-0	
10/5/1946	-	h	W 32-6	
10/11/1947	4	-	h	W 20-0
11/1/1950	-	h	L 13-14	
11/10/1951	8	-	h	W 34-7

11/10/1973	-	h	W 36-7
10/11/1975	-	h	W 38-10
11/8/1986	-	h	W 52-6
11/5/1988	-	h	W 34-7

### SERIES

Home: 14-1, Away: 0-0, Neutral: 0-0

## VIRGINIA TECH

### VIRGINIA TECH LEADS 9-8

DATE	GT	OPP	RESULT	
11/10/1990	7/7	-	h	W 6-3
8/27/2000	-	-	-	Canceled (weather)
10/28/2004 (TH)	-	22/22	h	L 20-34
9/24/2005	-	4/4	a	L 7-51
9/30/2006	24/-	11/10	a	W 38-27
11/1/2007 (TH)	-	11/13	h	L 3-27
9/13/2008	-	a	L 17-20	
10/17/2009	19/20	4/4	h	W 28-23
11/4/2010 (TH)	-	20/20	a	L 21-28
11/10/2011 (TH)	20/19/10/9	h	L 26-37	
9/3/2012 (MON)	rv/rv	16/20	a	Lot 17-20
9/26/2013 (TH)	rv/rv	-	h	L 10-17
9/20/2014	-	a	W 27-24	
11/12/2015	-	h	L 21-23	
11/12/2016	-	18/22	a	W 30-20
11/11/2017	-	17/17	h	W 28-22
10/25/2018	-	a	W 49-28	
11/16/2019	-	rv/rv	h	L 45-0

### SERIES

Home: 3-6, Away: 3-4, Neutral: 0-0

## WASHINGTON & LEE

### GEORGIA TECH LEADS 4-1-1

DATE	GT	OPP	RESULT	
10/28/1916	-	h	T 7-7	
10/20/1917	-	h	W 63-0	
11/8/1919	-	h	L 0-3	
10/23/1926	-	h	W 19-7	
10/9/1948	6	-	h	W 27-0
10/8/1949	-	h	W 36-0	

### SERIES

Home: 4-1-1, Away: 0-0, Neutral: 0-0

## WAKE FOREST

### GEORGIA TECH LEADS 23-8

DATE	GT	OPP	RESULT	
9/29/1917	-	h	W 33-0	
10/4/1919	-	h	W 14-0	
9/25/1920	-	h	W 44-0	
9/24/1921	-	h	W 42-0	
11/13/1982	-	a	W 45-7	
11/12/1983	-	h	W 49-33	
11/17/1984	-	a	W 24-7	
11/16/1985	-	h	W 41-10	
11/22/1986	-	a	L 21-24	
11/21/1987	-	h	L 6-33	
11/12/1988	-	a	L 24-28	
11/18/1989	-	h	W 43-14	
11/17/1990	4/5	-	a	W 42-7



## SERIES HISTORY

11/16/1991	-	-	h	W	27-3
11/14/1992	-	-	h	L	10-23
11/13/1993	-	-	a	W	38-28
11/19/1994	-	-	h	L	13-20
11/4/1995	-	-	a	W	24-23
9/14/1996	-	-	h	W	30-10
9/20/1997	-	-	a	W	28-26
11/21/1998	21/21	-	h	W	63-35
11/20/1999	14/12	-	a	L	23-26
10/14/2000	-	-	h	W	52-20
11/17/2001	-/23	-	a	W	38-33
10/5/2002	-	-	h	L	21-24
10/11/2003	-	-	a	W	24-7
11/5/2004	-	-	h	W	30-17
12/2/2006	23/22	16/16	n <sup>1</sup>	L	6-9
11/7/2009	10/11	-	h	WOT	30-27
10/2/2010	-	-	a	W	24-20
10/21/2017	-	-	h	W	38-24

1 – ACC Championship Game (Jacksonville, Fla.)

## WOFFORD

### GEORGIA TECH LEADS 2-0

DATE	GT	OPP	RESULT
10/18/1901	-	-	n <sup>1</sup> W 33-0
8/30/2014	-	-	h W 38-19

1 – Augusta, Ga.

### SERIES

Home: 1-0, Away: 0-0, Neutral: 1-0

### SERIES

Home: 14-4, Away: 9-3, Neutral: 0-1

## W. CAROLINA

### GEORGIA TECH LEADS 5-0

DATE	GT	OPP	RESULT
10/12/1985	-	-	h W 24-17
11/4/1989	-	-	h W 34-7
9/12/1992	24/24	-	h W 37-19
9/10/1994	-	-	h W 45-26
9/1/2011	-	-	h W 63-21

### SERIES

Home: 5-0, Away: 0-0, Neutral: 0-0

## WEST VIRGINIA

### GEORGIA TECH LEADS 2-1

DATE	GT	OPP	RESULT
1/1/1954	8	10	n <sup>1</sup> W 42-19
12/29/1997	-	-	n <sup>2</sup> W 35-30
1/1/2007	-/25	13/12	n <sup>3</sup> L 35-38

1 – Sugar Bowl (New Orleans, La.)

2 – Carquest Bowl (Miami Gardens, Fla.)

3 – Gator Bowl (Jacksonville, Fla.)

### SERIES

Home: 0-0, Away: 0-0, Neutral: 2-1

## WILLIAM & MARY

### GEORGIA TECH LEADS 1-0

DATE	GT	OPP	RESULT
9/29/1979	-	-	h W 33-7

### SERIES

Home: 1-0, Away: 0-0, Neutral: 0-0



ACC	W	L	T	CONFERENCE USA	W	L	T	PAC-12	W	L	T
Boston College	7	3	0	Charlotte	0	0	0	Arizona	0	2	0
Clemson	50	33	2	Florida Atlantic	0	0	0	Arizona State	0	0	0
Duke	52	35	1	FIU	0	0	0	California	3	4	0
Florida State	13	14	1	Louisiana Tech	0	0	0	Colorado	0	0	0
Louisville	2	0	0	Marshall	0	0	0	Oregon	0	0	0
Miami	13	12	0	Middle Tennessee	2	1	0	Oregon State	0	0	0
North Carolina	30	22	3	North Texas	0	0	0	Stanford	2	0	0
NC State	20	11	0	Old Dominion	0	0	0	Southern California	2	2	0
Pittsburgh	5	10	0	Rice	2	0	1	UCLA	0	0	0
Syracuse	3	1	0	Southern Miss	0	0	0	Utah	0	2	0
Virginia	21	20	1	UAB	0	0	0	Washington	0	0	0
Virginia Tech	7	10	0	UTEP	0	0	0	Washington State	0	0	0
Wake Forest	23	8	0	UTSA	0	0	0	<b>TOTAL</b>	<b>7</b>	<b>10</b>	<b>0</b>
<b>TOTAL</b>	<b>246</b>	<b>179</b>	<b>8</b>	Western Kentucky	0	0	0	<b>TOTAL</b>	<b>7</b>	<b>10</b>	<b>0</b>
<b>AMERICAN</b>	<b>W</b>	<b>L</b>	<b>T</b>	<b>INDEPENDENTS</b>	<b>W</b>	<b>L</b>	<b>T</b>	<b>SEC</b>	<b>W</b>	<b>L</b>	<b>T</b>
Cincinnati	0	0	0	Army	3	1	0	Alabama	21	28	3
Connecticut	3	0	0	BYU	1	3	0	Arkansas	1	1	0
East Carolina	0	0	0	Notre Dame	6	29	1	Auburn	41	47	4
Houston	0	0	0	UMass	0	0	0	Florida	24	9	6
Memphis	2	1	0	<b>TOTAL</b>	<b>10</b>	<b>33</b>	<b>1</b>	Georgia	41	68	5
Navy	16	9	0	Central Michigan	0	0	0	Kentucky	12	7	1
SMU	8	2	1	Eastern Michigan	0	0	0	LSU	12	7	0
Temple	0	1	0	Kent State	0	0	0	Mississippi	2	2	0
Tulane	37	13	0	Miami (Ohio)	0	0	0	Mississippi State	5	0	0
Tulsa	2	1	0	Northern Illinois	0	0	0	Missouri	1	1	0
UCF	3	1	0	Ohio	0	0	0	South Carolina	11	10	0
USF	1	1	0	Toledo	0	0	0	Tennessee	17	25	2
<b>TOTAL</b>	<b>72</b>	<b>29</b>	<b>1</b>	Western Michigan	0	0	0	Texas A&M	1	1	0
<b>BIG TEN</b>	<b>W</b>	<b>L</b>	<b>T</b>	<b>TOTAL</b>	<b>10</b>	<b>33</b>	<b>1</b>	Vanderbilt	20	15	3
Illinois	0	0	0	Central Michigan	0	0	0	<b>TOTAL</b>	<b>209</b>	<b>221</b>	<b>24</b>
Indiana	0	0	0	Eastern Michigan	0	0	0	<b>SUN BELT</b>	<b>W</b>	<b>L</b>	<b>T</b>
Iowa	0	1	0	Kent State	0	0	0	Appalachian State	0	0	0
Maryland	15	6	0	Miami (Ohio)	0	0	0	Arkansas State	0	0	0
Michigan	0	1	0	Northern Illinois	0	0	0	Coastal Carolina	0	0	0
Michigan State	3	0	0	Ohio	0	0	0	Georgia Southern	2	0	0
Minnesota	0	1	0	Toledo	0	0	0	Georgia State	0	0	0
Nebraska	1	0	0	Western Michigan	0	0	0	Idaho	0	0	0
Northwestern	0	0	0	<b>TOTAL</b>	<b>1</b>	<b>0</b>	<b>0</b>	Louisiana-Lafayette	0	0	0
Ohio State	0	0	0	<b>MOUNTAIN WEST</b>	<b>W</b>	<b>L</b>	<b>T</b>	New Mexico State	1	0	0
Penn State	3	4	0	Air Force	3	1	0	New Mexico State	1	0	0
Purdue	0	1	0	Boise State	0	0	0	South Alabama	0	0	0
Rutgers	1	0	0	Colorado State	0	0	0	Texas State	0	0	0
Wisconsin	0	0	0	Fresno State	0	2	0	Troy	1	0	0
<b>TOTAL</b>	<b>23</b>	<b>14</b>	<b>0</b>	Hawaii	0	0	0	ULM	0	0	0
<b>BIG 12</b>	<b>W</b>	<b>L</b>	<b>T</b>	Nevada	0	0	0	<b>TOTAL</b>	<b>3</b>	<b>0</b>	<b>0</b>
Baylor	3	1	0	New Mexico	0	0	0	San Diego State	0	0	0
Iowa State	1	0	0	San Diego State	0	0	0	San Jose State	0	0	0
Kansas	2	1	0	San Jose State	0	0	0	UNLV	0	0	0
Kansas State	0	0	0	UNLV	0	0	0	Utah State	0	0	0
Oklahoma	0	0	0	Utah State	0	0	0	Wyoming	0	0	0
Oklahoma State	0	0	0	<b>TOTAL</b>	<b>3</b>	<b>3</b>	<b>0</b>	<b>TOTAL</b>	<b>3</b>	<b>0</b>	<b>0</b>
TCU	2	0	0	Kansas State	0	0	0	Oklahoma	0	0	0
Texas	0	1	0	Oklahoma State	0	0	0	Oklahoma State	0	0	0
Texas Tech	2	0	0	TCU	2	0	0	Texas	0	1	0
West Virginia	2	1	0	Texas	0	1	0	Texas Tech	2	0	0
<b>TOTAL</b>	<b>12</b>	<b>4</b>	<b>0</b>	West Virginia	2	1	0	West Virginia	2	1	0







1978		1998			2005			2011			
	AP	AP	CP	BCS	AP	CP	BCS	AP	CP	BCS	
Nov. 13	20	Oct. 12	25		Sept. 6	17		Sept. 18	25	24	
		Oct. 19	20		Sept. 11	16		Sept. 25	21	21	
<b>1984</b>		Oct. 26	23	17	Sept. 18	15		Oct. 2	13	13	
	AP	Nov. 2	23		Sept. 25	25	24	Oct. 9	12	12	
Sept. 26	18	Nov. 9	22		Nov. 6	24	23	Oct. 16	20	19	
Oct. 2	12	Nov. 16	21	22	Nov. 20	20	21	Oct. 30	22	23	
Oct. 10	20	Nov. 23	17	19	Nov. 27	24	24	Nov. 6	20	19	
		Nov. 30	12	12	Dec. 4	24	24	Nov. 20	25	21	
<b>1985</b>		Dec. 7	12	14							
	AP	<b>FINAL</b>	<b>9</b>		<b>2006</b>			<b>2014</b>			
<b>FINAL</b>	<b>19</b>					AP	CP	BCS	AP	CP	CFP
<b>1990</b>		<b>1999</b>			Sept. 24	24		Oct. 5	22	23	
	AP	AP	CP	BCS	Oct. 1	18		Nov. 2	-	-	24
	UPI	Preseason	11		Oct. 8	13		Nov. 9	24	23	22
Oct. 2	23	Aug. 28	10		Oct. 15	13	19	Nov. 16	17	16	18
Oct. 9	18	Sept. 6	10		Oct. 22	21	24	Nov. 23	16	15	16
Oct. 16	11	Sept. 13	12		Oct. 29	20	20	Nov. 30	12	12	11
Oct. 23	16	Sept. 20	10		Nov. 5	19	18	Dec. 7	10	9	12
Oct. 30	16	Sept. 27	9		Nov. 12	18	18	<b>FINAL</b>	<b>8</b>	<b>7</b>	
Nov. 6	7	Oct. 3	7		Nov. 19	16	16				
Nov. 13	.4	Oct. 10	8		Nov. 26	23	22	<b>2015</b>			
Nov. 20	3	Oct. 17	8						AP	CP	CFP
Nov. 27	2	Oct. 24	7		<b>2007</b>			Preseason	16	17	
Dec. 4	2	Nov. 1	7			AP	CP	BCS	Sept. 4	15	16
<b>FINAL</b>	<b>2</b>	Nov. 8	13		Sept. 4	21	21	Sept. 13	14	16	
	<b>1</b>	Nov. 15	14		Sept. 9	15	15	Sept. 20	20	20	
<b>1991</b>		Nov. 22	20								
	AP	Nov. 29	17		<b>2008</b>						
	CP	Dec. 6	17			AP	CP	BCS			
Preseason	8	<b>FINAL</b>	<b>17</b>		Oct. 19	21	21	18			
Sept. 3	17				Nov. 2	22	20	20			
Sept. 10	17	<b>2000</b>			Nov. 23	18	23	22			
Sept. 17	17		AP	CP	BCS	Nov. 30	15	16	15		
Sept. 23	19	Oct. 29	25		Dec. 7	14	15	14			
Sept. 30	21	Nov. 5	24		<b>FINAL</b>	<b>22</b>	<b>22</b>				
		Nov. 12	20	22							
<b>1992</b>		Nov. 19	18		<b>2009</b>						
	AP	Nov. 26	17	13		AP	CP	BCS			
	CP	Dec. 3	15	13	Preseason	15	15				
Preseason	23	<b>FINAL</b>	<b>17</b>		Sept. 8	15	13				
Sept. 1	24				Sept. 13	14	13				
Sept. 8	24	<b>2001</b>			Sept. 27	25					
Sept. 15	22		AP	CP	BCS	Oct. 4	22	23			
Sept. 29	23	Preseason	10		Oct. 11	19	20				
Oct. 6	17	Aug. 26	11		Oct. 18	11	13	12			
Oct. 13	16	Sept. 3	10		Oct. 25	11	11	11			
Oct. 20	19	Sept. 9	10		Nov. 1	10	11	10			
		Sept. 16	*NP		Nov. 8	7	7	7			
<b>1996</b>		Sept. 23	9		Nov. 15	7	7	7			
	AP	Sept. 30	17		Nov. 22	7	7	7			
	CP	Oct. 7	15		Nov. 29	12	12	10			
Oct. 7	23	Oct. 14	23		Dec. 6	9	10	9			
Oct. 14	22	Oct. 21	21		<b>FINAL</b>	<b>13</b>	<b>13</b>				
		Oct. 28	23								
<b>1997</b>		Nov. 4	20		<b>2010</b>						
	AP	Nov. 18	21			AP	CP	BCS			
	CP	<b>FINAL</b>	<b>24</b>		Preseason	16	17				
Oct. 6	25				Sept. 7	15	17				
Oct. 13	21										
<b>FINAL</b>	<b>25</b>										

\*NP=no poll published the week after Sept. 11, 2001



**GEORGIA TECH IN FINAL POLLS**

YEAR	REC	AP	C	BCS/CFP
1939	8-2	16	-	
1942	9-2	5	-	
1943	8-3	13	-	
1944	8-3	13	-	
1946	9-2	11	-	
1947	10-1	10	-	
1951	11-0-1	5	5	
1952*	12-0	2	2	
1953	9-2-1	8	9	
1954	8-3	-	13	
1955	9-1-1	7	7	
1956	10-1	4	4	
1961	7-4	13	13	
1962	7-3-1	-	11	
1966	9-2	8	8	
1970	9-3	13	17	
1972	7-4-1	20	-	
1985	9-2-1	19	18	
1990	11-0-1	2	1	
1997	7-5	25	-	
1998	10-2	9	11	-
1999	8-4	21	20	-
2000	9-3	17	19	-
2001	8-5	24	-	-
2008	9-4	22	22	-
2009	11-3	13	13	9
2014	11-3	8	7	12

\* — No. 1 by International News Service  
**C** — Coaches' poll: Released by UPI through 1990, then by USA TODAY beginning in 1991  
**BCS/CFP** — BCS rankings were released from 1998-2013; College Football Playoff rankings began in 2014.

**GEORGIA TECH IN AP TOP 25**

**Last time ranked in AP Top 25:**  
 Sept. 26, 2015  
**Last time ranked in AP Top 10:**  
 Jan. 13, 2015  
**Weeks ranked in AP poll** ..... 307  
**Weeks ranked in Top 10** ..... 146  
**Weeks ranked in Top 5** ..... 58  
**Highest AP Ranking** ..... No. 2 (13 times)

**GEORGIA TECH VS. AP TOP 25**

Overall.....	92-175-6				
Home.....	49-80-4				
Away.....	26-86-2				
Neutral sites.....	17-13-0				
	<b>ALL</b>	<b>H</b>	<b>A</b>	<b>N</b>	<b>BOWL</b>
vs. ACC	29-47	18-21	10-24	1-2	0-0
vs. No. 1	2-9-1	1-2-1	1-7	0-0	0-0
vs. No. 2	0-10-1	0-5-1	0-4	0-1	0-0
vs. No. 3	1-11	0-6	1-5	0-0	0-0
vs. No. 4	3-11	2-7	1-4	0-0	0-0
vs. No. 5	3-13	1-2	2-5	0-0	0-0
vs. No. 6	5-6	3-4	1-2	1-0	1-0
vs. No. 7	3-14	2-5	0-7	1-2	1-1
vs. No. 8	5-10	3-4	1-6	1-0	1-0
vs. No. 9	7-11	4-3	1-6	1-1	1-1
vs. No. 10	4-10	0-4	1-5	3-1	3-1
vs. No. 11	4-8	1-2	1-5	2-1	2-1
vs. No. 12	5-6	2-2	2-4	1-0	1-0
vs. No. 13	5-7	2-2	2-3	1-2	1-1
vs. No. 14	2-12	1-7	1-5	0-0	0-0
vs. No. 15	4-6-2	3-5-1	0-1-1	1-0	1-0
vs. No. 16	5-5-2	4-0-1	1-4-1	0-1	0-0
vs. No. 17	10-5	7-2	1-1	2-2	2-2
vs. No. 18	7-7	4-3	3-	0-0	0-0
vs. No. 19	7-3	2-1	3-2	2-0	2-0
vs. No. 20	4-7	3-4	1-3	0-0	0-0
vs. No. 21	1-1	1-1	0-0	0-0	0-0
vs. No. 22	2-4	2-2	0-2	0-0	0-0
vs. No. 23	3-1	1-0	2-0	0-1	0-1
vs. No. 24	0-0	0-0	0-0	0-0	0-0
vs. No. 25	2-5	1-2	0-1	1-2	0-0

**GEORGIA TECH VS. AP TOP 10**

**Last win vs. Top 10 team**  
 Oct. 24, 2015  
**Last home win vs. Top 10 team**  
 Oct. 24, 2015  
**Last road win vs. Top 10 team**  
 Nov. 29, 2014  
**Last bowl win vs. Top 10 team**  
 Dec. 31, 2014  
**Last ACC win vs. Top 10 team**  
 Oct. 24, 2015  
**Longest win streak vs. Top 10**  
 6 (1959-62)  
**Longest losing streak vs. Top 10**  
 25 (1966-80)  
**Most Common Top 10 Opponent**  
 Georgia, 17

DATE	OPPONENT	RESULT
Nov. 14, 1936	4 Alabama	L, 16-20
Nov. 13, 1937	at 3 Alabama	L, 0-7
Jan. 1, 1940	vs. 6 Missouri	W, 21-7
Nov. 1, 1941	4 Duke	L, 0-14
Nov. 15, 1941	at 9 Alabama	L, 0-20
Nov. 14, 1942	5 Alabama	W, 7-0
Nov. 28, 1942	at 5 Georgia	L, 0-34
Oct. 23, 1943	at 3 Navy	L, 14-28
Oct. 30, 1943	8 Duke	L, 7-14
Oct. 21, 1944	9 Navy	W, 17-15
Oct. 20, 1945	at 2 Navy	L, 6-20
Nov. 30, 1946	at 3 Georgia	L, 7-35
Nov. 1, 1947	9 Duke	W, 7-0

Oct. 28, 1950	4 Kentucky	L, 14-28
Jan. 1, 1952	vs. 9 Baylor	W, 17-14
Nov. 1, 1952	at 6 Duke	W, 28-7
Jan. 1, 1953	vs. 7 Ole Miss	W, 24-7
Oct. 24, 1953	at 1 Notre Dame	L, 14-27
Jan. 1, 1954	vs. 10 W. Virginia	W, 42-19
Jan. 1, 1955	vs. 10 Arkansas	W, 14-6
Sept. 29, 1956	at 5 SMU	W, 9-7
Nov. 10, 1956	3 Tennessee	L, 0-6
Oct. 19, 1957	9 Auburn	L, 0-3
Nov. 2, 1957	7 Duke	W, 13-0
Nov. 9, 1957	at 9 Tennessee	L, 6-21
Oct. 18, 1958	2 Auburn	T, 7-7
Sept. 26, 1959	6 SMU	W, 16-12
Oct. 3, 1959	6 Clemson	W, 16-6
Oct. 10, 1959	at 8 Tennessee	W, 14-7
Nov. 5, 1960	8 Tennessee	W, 14-7
Sept. 22, 1961	at 9 USC	W, 27-7
Nov. 17, 1962	1 Alabama	W, 7-6
Nov. 16, 1963	at 7 Alabama	L, 11-27
Nov. 14, 1964	2 Alabama	L, 7-24
Jan. 1, 1966	vs. 10 Texas Tech	W, 31-21
Oct. 8, 1966	8 Tennessee	W, 6-3
Nov. 26, 1966	at 7 Georgia	L, 14-23
Nov. 18, 1967	9 Notre Dame	L, 3-36
Oct. 12, 1968	10 Tennessee	L, 7-24
Nov. 16, 1968	at 9 Notre Dame	L, 6-34
Nov. 30, 1968	at 4 Georgia	L, 8-47
Oct. 1, 1969	at 10 Tennessee	L, 8-26
Oct. 25, 1969	at 7 USC	L, 18-29
Nov. 15, 1969	9 Notre Dame	L, 20-38
Oct. 17, 1970	at 8 Auburn	L, 7-31
Nov. 14, 1970	at 1 Notre Dame	L, 7-10
Oct. 16, 1971	5 Auburn	L, 14-31
Nov. 25, 1971	7 Georgia	L, 24-28
Sept. 22, 1973	1 USC	L, 6-23
Oct. 13, 1973	at 8 Tennessee	L, 14-20
Sept. 9, 1974	2 Notre Dame	L, 7-31
Oct. 19, 1974	at 5 Auburn	L, 22-31
Sept. 18, 1976	3 Pittsburgh	L, 14-42
Nov. 27, 1976	at 4 Georgia	L, 10-13
Nov. 5, 1977	at 5 Notre Dame	L, 14-69
Nov. 18, 1978	10 Notre Dame	L, 21-38
Dec. 25, 1978	vs. 7 Purdue	L, 21-41
Sept. 8, 1979	2 Alabama	L, 6-30
Oct. 6, 1979	at 10 Notre Dame	L, 13-21
Sept. 6, 1980	at 2 Alabama	L, 3-26
Oct. 4, 1980	at 10 N. Carolina	L, 0-33
Nov. 8, 1980	1 Notre Dame	T, 3-3
Nov. 29, 1980	at 1 Georgia	L, 20-38
Sept. 12, 1981	at 4 Alabama	W, 24-21
Oct. 3, 1981	6 North Carolina	L, 7-28
Nov. 28, 1981	3 Georgia	L, 7-44
Sept. 11, 1982	4 Alabama	L, 7-45
Nov. 27, 1982	at 1 Georgia	L, 18-38
Oct. 1, 1983	5 North Carolina	L, 21-38
Oct. 15, 1983	5 Auburn	L, 13-31
Nov. 26, 1983	1 Georgia	L, 24-27
Oct. 19, 1985	8 Auburn	L, 14-17
Oct. 18, 1986	at 7 Auburn	L, 10-31
Sept. 26, 1987	at 9 Clemson	L, 12-33
Oct. 17, 1987	5 Auburn	L, 10-20
Oct. 15, 1988	8 South Carolina	W, 34-0
Nov. 3, 1990	at 1/1 Virginia	W, 41-38
Sept. 28, 1991	at 7/5 Clemson	L, 7-9



Oct. 17, 1992	6/6 Florida State	L, 24-29
Nov. 28, 1992	at 9/10 Georgia	L, 17-31
Oct. 2, 1993	at 1/1 Florida St.	L, 0-51
Nov. 5, 1994	8/6 Florida State	L, 10-41
Oct. 21, 1995	1/1 Florida State	L, 10-42
Nov. 2, 1996	3/2 Florida State	L, 3-49
Oct. 18, 1997	at 3/3 Florida St.	L, 0-38
Oct. 30, 1997	5/5 N. Carolina	L, 13-16
Oct. 17, 1998	7/6 Virginia	W, 41-38
Oct. 24, 1998	6/6 Florida State	L, 7-34
Sept. 11, 1999	at 1/1 Florida St.	L, 35-41
Sept. 9, 2000	2/2 Florida State	L, 21-26
Oct. 28, 2000	at 5/4 Clemson	W, 31-28
Nov. 2, 2002	at 10/8 NC State	W, 24-17
Nov. 30, 2002	at 5/5 Georgia	L, 7-51
Sept. 13, 2003	at 10/11 Florida St.	L, 13-14
Nov. 29, 2003	5/5 Georgia	L, 17-34
Oct. 2, 2004	4/4 Miami	L, 7-24
Nov. 27, 2004	at 8/7 Georgia	L, 13-19
Sept. 24, 2005	at 4/4 Va. Tech	L, 7-51
Nov. 19, 2005	at 3/3 Miami	W, 14-10
Sept. 2, 2006	2/3 Notre Dame	L, 10-14
Sept. 30, 2006	at 11/10 Va. Tech	W, 38-27
Nov. 24, 2007	6/7 Georgia	L, 17-31
Oct. 17, 2009	4/4 Virginia Tech	W, 28-23
Oct. 29, 2011	6/6 Clemson	W, 31-17
Nov. 10, 2011	10/9 Va. Tech	L, 26-37
Nov. 24, 2012	at 3/3 Georgia	L, 10-42
Nov. 14, 2013	at 8/6 Clemson	L, 31-55
Nov. 29, 2014	at 9/10 Georgia	W, 30-24 <sup>OT</sup>
Dec. 6, 2014	vs. 2/2 Florida St.	L, 35-37
Dec. 31, 2014	vs. 8/8 Miss. St.	W, 49-34
Sept. 19, 2015	at 8/10 Notre Dame	L, 22-30
Oct. 10, 2015	at 6/6 Clemson	L, 24-43
Oct. 24, 2015	at 9/9 Florida St.	W, 22-16
Sept. 22, 2016	5/3 Clemson	L, 7-26
Oct. 14, 2017	at 11/10 Miami	L, 24-25
Oct. 28, 2017	at 7/7 Clemson	L, 10-24
Nov. 25, 2017	7/7 Georgia	L, 7-38
Sept. 22, 2018	3/2 Clemson	L, 21-49
Nov. 24, 2018	at 5 Georgia	L, 10-34
Aug. 29, 2019	at 1/1 Clemson	L, 52-14
Nov. 30, 2019	4/4 Georgia	L, 52-7
Sept. 19, 2020	14/14 UCF	L, 49-21
Oct. 17, 2020	1/1 Clemson	L, 73-7
Oct. 31, 2020	4/4 Notre Dame	L, 31-13

**GEORGIA TECH VS. AP NO. 1**

DATE	OPPONENT	RESULT
Oct. 24, 1953	at Notre Dame	L, 14-27
Nov. 17, 1962	Alabama	W, 7-6
Nov. 14, 1970	Notre Dame	L, 7-10
Sept. 22, 1973	USC	L, 6-23
Nov. 8, 1980	Notre Dame	T, 3-3
Nov. 29, 1980	at Georgia	L, 20-38
Nov. 27, 1982	at Georgia	L, 18-38
Nov. 3, 1990	at Virginia	W, 41-38
Oct. 2, 1993	at Florida State	L, 0-51
Oct. 21, 1995	at Florida State	L, 10-42
Nov. 11, 1999	at Florida State	L, 35-41
Aug. 29, 2019	at Clemson	L, 52-14
Oct. 17, 2020	Clemson	L, 73-7

**GEORGIA TECH ON HOLIDAYS**

THANKSGIVING — 21-14-2			CHRISTMAS — 1-1		
DATE	OPPONENT	RESULT	DATE	OPPONENT	RESULT
Nov. 30, 1893	St. Albans	L, 0-6	Dec. 25, 1978	vs. Purdue	L, 21-41
Nov. 29, 1894	Ft. McPherson	L, 0-34	Dec. 25, 1991	vs. Stanford	W, 18-17
Nov. 24, 1898	vs. Clemson	L, 0-23			
Nov. 30, 1899	at Clemson	L, 5-41			
Nov. 27, 1902	at Alabama	L, 0-26			
Nov. 26, 1903	South Carolina	L, 0-16			
Nov. 24, 1904	Cumberland	W, 18-0			
Nov. 30, 1905	Clemson	W, 17-12			
Nov. 29, 1906	Clemson	L, 0-10			
Nov. 28, 1907	Clemson	L, 5-6			
Nov. 26, 1908	Clemson	W, 30-6			
Nov. 25, 1909	Clemson	W, 29-3			
Nov. 24, 1910	Clemson	W, 34-0			
Nov. 30, 1911	Clemson	W, 31-0			
Nov. 28, 1912	Clemson	W, 23-0			
Nov. 27, 1913	Clemson	W, 34-0			
Nov. 26, 1914	Clemson	W, 26-6			
Nov. 25, 1915	Auburn	W, 7-0			
Nov. 30, 1916	Auburn	W, 33-7			
Nov. 22, 1917	Auburn	W, 68-7			
Nov. 28, 1918	Auburn	W, 41-0			
Nov. 27, 1919	Auburn	L, 7-14			
Nov. 25, 1920	Auburn	W, 34-0			
Nov. 24, 1921	Auburn	W, 14-0			
Nov. 30, 1922	Auburn	W, 14-6			
Nov. 29, 1923	Auburn	T, 0-0			
Nov. 27, 1924	Auburn	W, 7-0			
Nov. 26, 1925	Auburn	T, 7-7			
Nov. 25, 1926	Auburn	W, 20-7			
Nov. 24, 1927	Auburn	W, 18-0			
Nov. 29, 1928	Auburn	W, 51-0			
Nov. 28, 1929	Auburn	W, 19-6			
Nov. 27, 1930	Florida	L, 7-55			
Nov. 25, 1971	Georgia	L, 24-28			
Nov. 27, 1975	Georgia	L, 26-42			
Nov. 25, 1993	Georgia	L, 10-43			
Nov. 23, 1995	Georgia	L, 17-18			

NEW YEAR'S EVE — 5-4		
DATE	OPPONENT	RESULT
Dec. 31, 1965	vs. Texas Tech	W, 31-21
Dec. 31, 1985	vs. Michigan St.	W, 17-14
Dec. 31, 2002	vs. Fresno State	L, 21-30
Dec. 31, 2007	vs. Fresno State	L, 28-40
Dec. 31, 2008	vs. LSU	L, 3-38
Dec. 31, 2011	vs. Utah	L, 27-30 <sup>OT</sup>
Dec. 31, 2012	vs. USC	W, 21-7
Dec. 31, 2014	vs. Mississippi St.	W, 49-34
Dec. 31, 2016	vs. Kentucky	W, 33-18

NEW YEAR'S DAY — 11-4-0		
DATE	OPPONENT	RESULT
Jan. 1, 1929	vs. California	W, 8-7
Jan. 1, 1940	vs. Missouri	W, 21-7
Jan. 1, 1943	vs. Texas	L, 7-14
Jan. 1, 1944	vs. Tulsa	W, 20-18
Jan. 1, 1945	vs. Tulsa	L, 12-26
Jan. 1, 1947	vs. Saint Mary's	W, 41-19
Jan. 1, 1948	vs. Kansas	W, 20-14
Jan. 1, 1952	vs. Baylor	W, 17-14
Jan. 1, 1953	vs. Ole Miss	W, 24-7
Jan. 1, 1954	vs. West Virginia	W, 42-19
Jan. 1, 1955	vs. Arkansas	W, 14-6
Jan. 1, 1991	vs. Nebraska	W, 45-21
Jan. 1, 1999	vs. Notre Dame	W, 35-28
Jan. 1, 2000	vs. Miami	L, 13-28
Jan. 1, 2007	vs. West Virginia	L, 35-38


**GEORGIA TECH HOMECOMING — 53-17-1**

DATE	OPPONENT	RESULT	ATTEN.
Oct. 29, 1949	Duke	L, 14-27	38,000
Oct. 28, 1950	Kentucky	L, 14-28	35,000
Nov. 3, 1951	Duke	T, 14-14	36,000
Oct. 25, 1952	Vanderbilt	W, 30-0	35,373
Nov. 7, 1953	Clemson	W, 20-7	35,000
Oct. 23, 1954	Kentucky	L, 6-13	34,000
Oct. 29, 1955	Duke	W, 27-0	40,000
Oct. 27, 1956	Tulane	W, 40-0	40,000
Nov. 2, 1957	Duke	W, 13-0	40,000
Nov. 15, 1958	Alabama	L, 8-17	44,726
Oct. 31, 1959	Duke	L, 7-10	44,174
Oct. 22, 1960	Tulane	W, 14-6	43,608
Nov. 4, 1961	Florida	W, 20-0	44,940
Oct. 27, 1962	Tulane	W, 42-12	46,370
Nov. 2, 1963	Duke	W, 30-6	52,266
Oct. 24, 1964	Tulane	W, 7-6	45,129
Oct. 30, 1965	Duke	W, 35-23	46,981
Nov. 12, 1966	Penn State	W, 21-0	50,172
Nov. 4, 1967	Duke	W, 19-7	50,103
Oct. 26, 1968	Tulane	W, 23-19	47,481
Nov. 1, 1969	Duke	W, 20-7	41,113
Nov. 7, 1970	Navy	W, 30-8	50,105
Oct. 30, 1971	Duke	W, 21-0	49,886
Oct. 28, 1972	Tulane	W, 21-7	48,096
Nov. 3, 1973	Duke	W, 12-10	47,129
Oct. 12, 1974	North Carolina	W, 29-28	38,413
Nov. 1, 1975	Duke	W, 21-6	44,116
Nov. 6, 1976	Notre Dame	W, 23-14	50,079
Oct. 29, 1977	Duke	L, 24-25	47,131
Oct. 28, 1978	Florida	W, 17-13	44,866
Nov. 10, 1979	Air Force	W, 21-0	30,113
Oct. 25, 1980	Tulane	L, 14-31	35,119
Oct. 31, 1981	Duke	L, 24-38	30,232
Oct. 30, 1982	Duke	L, 21-38	36,562
Nov. 12, 1983	Wake Forest	W, 49-33	26,330
Nov. 3, 1984	Duke	W, 31-3	36,393
Oct. 12, 1985	Western Carolina	W, 24-17	36,111
Nov. 1, 1986	Duke	W, 34-6	37,102
Nov. 7, 1987	Virginia	L, 14-23	38,111
Oct. 29, 1988	Duke	L, 21-31	40,393
Oct. 21, 1989	North Carolina	W, 17-14	41,114
Oct. 27, 1990	Duke	W, 48-31	44,061
Oct. 26, 1991	North Carolina	W, 35-14	45,542
Oct. 31, 1992	Duke	W, 20-17	44,129
Nov. 6, 1993	Baylor	W, 37-27	42,175
Nov. 19, 1994	Wake Forest	L, 13-20	35,706
Oct. 28, 1995	Clemson	L, 3-24	45,245
Oct. 26, 1996	UCF	W, 27-20	43,610
Oct. 11, 1997	NC State	W, 27-17	44,915
Oct. 17, 1998	Virginia	W, 41-38	46,018
Oct. 9, 1999	North Carolina	W, 31-24 (OT)	46,110
Oct. 14, 2000	Wake Forest	W, 52-20	43,829
Oct. 20, 2001	NC State	W, 27-17	41,942
Oct. 26, 2002	Virginia	W, 23-15	42,727
Oct. 4, 2003	NC State	W, 29-21	50,113
Oct. 16, 2004	Duke	W, 24-7	46,856
Oct. 29, 2005	Clemson	W, 10-9	55,000
Oct. 28, 2006	Miami	W, 30-23	55,320
Oct. 20, 2007	Army	W, 34-10	50,242
Oct. 25, 2008	Virginia	L, 17-24	47,416
Oct. 17, 2009	Virginia Tech	W, 28-23	54,405
Oct. 9, 2010	Virginia	W, 33-21	48,016
Oct. 29, 2011	Clemson	W, 31-17	55,646

Oct. 27, 2012	BYU	L, 17-41	50,103
Nov. 2, 2013	Pittsburgh	W, 21-10	52,312
Nov. 1, 2014	Virginia	W, 35-10	46,657
Oct. 24, 2015	Florida State	W, 22-16	55,000
Oct. 29, 2016	Duke	W, 38-35	43,886
Oct. 21, 2017	Wake Forest	W, 38-24	45,224
Oct. 13, 2018	Duke	L, 14-28	41,709
Nov. 2, 2019	Pittsburgh	L, 10-20	41,219

**HOMECOMING OPPONENTS**

Opponent	Games	Record
Air Force	1	1-0-0
Alabama	1	0-1-0
Army	1	1-0-0
Baylor	1	1-0-0
BYU	1	0-1-0
Clemson	4	3-1-0
Duke	23	15-7-1
Florida	2	2-0-0
Florida State	1	1-0-0
Kentucky	2	0-2-0
Miami	1	1-0-0
Navy	1	1-0-0
NC State	3	3-0-0
North Carolina	4	4-0-0
Notre Dame	1	1-0-0
Penn State	1	1-0-0
Pittsburgh	2	1-1-0
Tulane	7	6-1-0
UCF	1	1-0-0
Vanderbilt	1	1-0-0
Virginia	6	4-2-0
Virginia Tech	1	1-0-0
Wake Forest	4	3-1-0
Western Carolina	1	1-0-0

**CONFERENCE/NON-CONFERENCE**

Conference Games	39	30-9-0
SEC	8	5-3-0
ACC	32	25-7-0
<b>Non-Conference</b>	<b>31</b>	<b>23-7-1</b>

**MONTH**

October	48	35-13-0
November	23	18-4-1

**STREAKS**

Longest Win Streak.....	17 (1960-76)
Longest Losing Streak.....	3 (1980-82)
Current Streak.....	L2



**1948**

Oct. 2, 1948	Tulane	W	13-7	WSB
Nov. 6, 1948	Tennessee	L	6-13	WSB
Nov. 1, 1948	Alabama	L	12-14	WSB

**1949**

Sept. 24, 1949	Vanderbilt	W	12-7	WSB
Oct. 8, 1949	Washington & Lee	W	36-0	WSB
Oct. 15, 1949	Auburn	W	35-21	WSB
Oct. 29, 1949	Duke	L	14-27	WSB
Nov. 19, 1949	South Carolina	W	13-3	WSB
Nov. 26, 1949	Georgia	W	7-6	WSB

**1952**

Nov. 15, 1952	Alabama	W	7-3	WSB
Jan. 1, 1953	vs. Ole Miss <sup>B</sup>	W	24-7	ABC

**1953**

Jan. 1, 1954	vs. West Virginia <sup>B</sup>	W	42-19	ABC
--------------	--------------------------------	---	-------	-----

**1954**

Nov. 13, 1954	Alabama	W	20-0	WSB
Jan. 1, 1955	vs. Arkansas <sup>B</sup>	W	14-6	NBC

**1955**

Sept. 17, 1955	Miami	W	14-6	NBC
Jan. 2, 1956	vs. Pittsburgh <sup>B</sup>	W	7-0	ABC

**1956**

Sept. 22, 1956	at Kentucky	W	14-6	NBC
Dec. 29, 1956	vs. Pittsburgh <sup>B</sup>	W	21-14	CBS

**1959**

Jan. 2, 1960	vs. Arkansas <sup>B</sup>	L	7-14	CBS
--------------	---------------------------	---	------	-----

**1961**

Dec. 30, 1961	vs. Penn State <sup>B</sup>	L	15-30	CBS
---------------	-----------------------------	---	-------	-----

**1962**

Oct. 2, 1962	LSU	L	7-10	NBC
Dec. 22, 1962	vs. Missouri <sup>B</sup>	L	10-14	CBS

**1963**

Sept. 14, 1963	Florida	W	9-0	ABC
----------------	---------	---	-----	-----

**1965**

Dec. 31, 1965	vs. Texas Tech <sup>B</sup>	W	31-21	ABC
---------------	-----------------------------	---	-------	-----

**1966**

Oct. 8, 1966	Tennessee	W	6-3	ABC
Jan. 2, 1967	vs. Florida <sup>B</sup>	L	12-27	NBC

**1967**

Oct. 14, 1967	at Tennessee	L	13-24	ABC
Nov. 25, 1967	Georgia	L	14-21	ABC

**1969**

Nov. 15, 1969	Notre Dame	L	20-38	ABC
---------------	------------	---	-------	-----

**1970**

Dec. 19, 1970	vs. Texas Tech <sup>B</sup>	W	17-9	CBS
---------------	-----------------------------	---	------	-----

**1971**

Nov. 25, 1971	Georgia (THK)	L	24-28	ABC
Dec. 30, 1971	vs. Ole Miss <sup>B</sup>	L	18-41	N/A

**1972**

Sept. 9, 1972	Tennessee	L	3-34	ABC
Dec. 18, 1972	vs. Iowa State <sup>B</sup>	W	31-30	ABC

**1974**

Sept. 9, 1974	Notre Dame	L	7-31	ABC
Oct. 26, 1974	Tulane	W	27-7	ABC

**1975**

Nov. 27, 1975	Georgia (THK)	L	26-42	ABC
---------------	---------------	---	-------	-----

**1976**

Sept. 11, 1976	South Carolina	L	17-27	ABC
----------------	----------------	---	-------	-----

**1978**

Oct. 21, 1978	at Auburn	W	24-10	ABC
Oct. 28, 1978	Florida	W	17-13	ABC
Dec. 2, 1978	at Georgia	L	28-29	ABC
Dec. 25, 1978	vs. Purdue <sup>B</sup>	L	21-41	CBS

**1979**

Sept. 8, 1979	Alabama	L	6-30	ABC
Nov. 24, 1979	at Georgia	L	3-16	ABC

**1981**

Sept. 12, 1981	at Alabama <sup>%</sup>	W	24-21	ESPN
Nov. 28, 1981	Georgia	L	7-44	ABC

**1982**

Oct. 23, 1982	Tennessee	W	31-21	ABC
---------------	-----------	---	-------	-----

**1983**

Sept. 24, 1983	at Clemson	L	14-41	ESPN
Nov. 3, 1983	Virginia (TH)	W	31-27	TBS

**1984**

Sept. 15, 1984	Alabama	W	16-6	TBS
Sept. 29, 1984	Clemson	W	28-21	ESPN
Oct. 6, 1984	NC State	L	22-27	ACC
Dec. 14, 1984	at Georgia	W	35-18	ACC

**1985**

Sept. 14, 1985	at NC State	W	28-18	ACC
Oct. 5, 1985	North Carolina	W	31-0	ACC
Oct. 19, 1985	Auburn	L	14-17	CBS
Oct. 26, 1985	at Tennessee	T	6-6	ESPN
Nov. 16, 1985	Wake Forest	W	41-10	ACC
Nov. 30, 1985	Georgia	W	20-16	TBS
Dec. 31, 1985	vs. Michigan State <sup>B</sup>	W	17-14	TBS

**1986**

Sept. 27, 1986	Clemson	L	3-27	ACC
Oct. 11, 1986	NC State	W	59-21	ACC
Oct. 25, 1986	Tennessee	W	14-13	TBS
Nov. 22, 1986	at Wake Forest	L	21-24	ACC
Nov. 29, 1986	at Georgia	L	24-31	TBS

**1987**

Sept. 26, 1987	at Clemson	L	12-33	ACC
Oct. 3, 1987	at NC State	L	0-17	ACC
Nov. 7, 1987	Virginia	L	14-23	ACC
Nov. 28, 1987	Georgia	L	16-30	ESPN



**1988**

Sept. 17, 1988	at Virginia	L	16-17	ACC
Oct. 1, 1988	NC State	L	6-14	ACC
Oct. 8, 1988	at Maryland	L	8-13	ACC
Nov. 26, 1988	at Georgia	L	3-24	TBS

**1989**

Sept. 9, 1989	at NC State	L	28-38	ACC
Sept. 16, 1989	Virginia	L	10-17	ACC
Nov. 18, 1989	Wake Forest	W	43-14	ACC

**1990**

Sept. 8, 1990	NC State	W	21-13	ACC
Sept. 29, 1990	South Carolina	W	27-6	ESPN
Oct. 6, 1990	at Maryland	W	31-3	ACC
Oct. 13, 1990	Clemson	W	21-19	ACC
Oct. 27, 1990	Duke	W	48-31	ACC
Nov. 3, 1990	at Virginia	W	41-38	CBS
Dec. 1, 1990	at Georgia	W	40-23	TBS
Jan. 1, 1991	vs. Nebraska <sup>A</sup>	W	45-21	ABC

**1991**

Aug. 28, 1991	Penn State (WD)	L	22-34	n/a
Sept. 19, 1991	Virginia (TH)	W	24-21	ESPN
Sept. 28, 1991	at Clemson	L	7-9	ABC
Oct. 5, 1991	NC State	L	21-28	ACC
Oct. 12, 1991	Maryland	W	34-10	ACC
Oct. 26, 1991	North Carolina	W	35-14	ACC
Nov. 16, 1991	Wake Forest	W	27-3	ACC
Nov. 30, 1991	Georgia	L	15-18	ACC
Dec. 25, 1991	vs. Stanford <sup>B</sup>	W	18-17	ACC

**1992**

Sept. 26, 1992	Clemson	W	20-16	ESPN
Oct. 3, 1992	NC State	W	16-13	ACC
Oct. 17, 1992	Florida State	L	24-29	ESPN
Oct. 24, 1992	at North Carolina	L	14-26	ABC
Oct. 31, 1992	Duke	W	20-17	ACC
Nov. 28, 1992	at Georgia	L	17-31	ESPN

**1993**

Sept. 16, 1993	Virginia (TH)	L	14-35	ESPN
Oct. 2, 1993	Florida State	L	0-51	ABC
Oct. 16, 1993	North Carolina	L	3-41	ABC
Oct. 23, 1993	at NC State	L	23-28	ACC
Oct. 30, 1993	at Duke	W	47-14	ACC
Nov. 13, 1993	at Wake Forest	W	38-28	ACC
Nov. 25, 1993	Georgia (THK)	L	10-43	ABC

**1994**

Sept. 1, 1994	Arizona (TH)	L	14-19	ESPN
Oct. 1, 1994	at NC State	L	13-21	ABC
Oct. 8, 1994	at North Carolina	L	24-31	ACC
Nov. 5, 1994	Florida State	L	10-41	ACC
Nov. 12, 1994	at Clemson	L	10-20	ACC
Nov. 25, 1994	at Georgia (FR)	L	10-48	ESPN

**1995**

Sept. 2, 1995	Furman	W	51-7	ACC
Sept. 7, 1995	at Arizona (TH)	L	19-20	n/a
Sept. 28, 1995	Maryland (TH)	W	31-3	ESPN
Oct. 14, 1995	North Carolina	W	27-25	ACC
Oct. 21, 1995	at Florida State	L	10-42	ABC
Oct. 28, 1995	Clemson	L	3-24	ACC
Nov. 23, 1995	Georgia (THK)	L	17-18	ABC

**1996**

Sept. 7, 1996	at NC State	W	28-16	ABC
Sept. 21, 1996	at North Carolina	L	0-16	ABC
Sept. 26, 1996	Duke (TH)	W	48-22	ESPN
Oct. 5, 1996	Virginia	W	13-7	ABC
Oct. 19, 1996	at Clemson	L	25-28	ABC
Oct. 26, 1996	UCF	W	27-2	n/a
Nov. 2, 1996	Florida State	L	3-49	ESPN
Nov. 14, 1996	at Maryland (TH)	L	10-13	ESPN
Nov. 30, 1996	at Georgia	L	10-19	CBS

**1997**

Sept. 6, 1997	at Notre Dame	L	13-17	NBC
Sept. 27, 1997	Clemson	W	23-20	ESPN
Oct. 4, 1997	at Boston College	W	42-14	CBS
Oct. 11, 1997	NC State	W	27-17	ABC
Oct. 18, 1997	at Florida State	L	0-38	ABC
Oct. 30, 1997	North Carolina (TH)	L	13-16	ESPN
Nov. 8, 1997	at Virginia	L	31-35	ABC
Nov. 22, 1997	Maryland	W	37-18	ABC
Nov. 29, 1997	Georgia	L	24-27	ABC
Dec. 29, 1997	vs. West Virginia <sup>B</sup>	W	35-30	TBS

**1998**

Sept. 5, 1998	Boston College	L	31-41	ABC
Sept. 26, 1998	at North Carolina	W	43-21	ESPN
Oct. 3, 1998	Duke	W	41-13	ACC
Oct. 10, 1998	NC State	W	47-24	ABC
Oct. 17, 1998	Virginia	W	41-38	ABC
Oct. 24, 1998	Florida State	L	7-34	ESPN
Oct. 31, 1998	at Maryland <sup>#</sup>	W	31-14	ACC
Nov. 12, 1998	at Clemson (TH)	W	24-21	ESPN
Nov. 28, 1998	at Georgia	W	21-19	CBS
Jan. 1, 1999	vs. Notre Dame <sup>B</sup>	W	35-28	NBC

**1999**

Sept. 4, 1999	at Navy	W	49-14	FSN
Sept. 11, 1999	at Florida State	L	35-41	ABC
Sept. 30, 1999	Maryland (TH)	W	49-31	ESPN
Oct. 9, 1999	North Carolina	W or	31-24	ABC
Oct. 16, 1999	at Duke	W	38-31	ACC
Oct. 30, 1999	NC State	W	48-21	ABC
Nov. 6, 1999	at Virginia	L	38-45	ABC
Nov. 13, 1999	Clemson	W	45-42	ACC
Nov. 27, 1999	Georgia	W or	51-48	ABC
Jan. 1, 2000	vs. Miami*	L	13-28	NBC

**2000**

Sept. 9, 2000	Florida State	L	21-26	ABC
Sept. 16, 2000	Navy	W	40-13	n/a
Sept. 21, 2000	at NC State (TH)	L or	23-30	ESPN
Sept. 30, 2000	at North Carolina	W	42-28	ABC
Oct. 14, 2000	Wake Forest	W	52-20	ACC
Oct. 21, 2000	Duke	W	45-10	ACC
Oct. 28, 2000	at Clemson	W	31-28	ABC
Nov. 9, 2000	Virginia (TH)	W	35-0	ESPN
Nov. 18, 2000	at Maryland	W	35-22	ACC
Nov. 25, 2000	at Georgia	W	27-15	CBS
Dec. 29, 2000	vs. LSU <sup>B</sup>	L	14-28	ESPN



**2001**

Aug. 26, 2001	vs. Syracuse	W	13-7	ABC
Sept. 8, 2001	at Navy	W	70-7	FSN
Sept. 29, 2001	Clemson	L or	44-47	ABC
Oct. 11, 2001	Maryland (TH)	L or	17-20	ESPN
Oct. 20, 2001	NC State	W	27-17	ABC
Nov. 1, 2001	North Carolina (TH)	W	28-21	ESPN
Nov. 17, 2001	at Wake Forest	W	38-33	ACC
Nov. 24, 2001	Georgia	L	17-31	ESPN
Dec. 1, 2001	at Florida State	L	17-28	ESPN
Dec. 27, 2001	vs. Stanford <sup>B</sup>	W	24-14	ESPN

**2002**

Aug. 31, 2002	Vanderbilt	W	45-3	n/a
Sept. 7, 2002	at Connecticut	W	31-14	n/a
Sept. 14, 2002	at Clemson	L	19-24	ESPN
Sept. 21, 2002	BYU	W	28-19	ABC
Sept. 28, 2002	North Carolina	W	21-13	ABC
Oct. 5, 2002	Wake Forest	L	21-24	ABC
Oct. 17, 2002	at Maryland (TH)	L	10-34	ESPN
Oct. 26, 2002	Virginia	W	23-15	ABC
Nov. 2, 2002	at NC State	W	24-17	ABC
Nov. 9, 2002	Florida State	L	13-21	ABC
Nov. 30, 2002	at Georgia	L	7-51	CBS
Dec. 31, 2002	vs. Fresno State <sup>B</sup>	L	21-30	ESPN2

**2003**

Aug. 28, 2003	at BYU (TH)	L	13-24	ESPN2
Sept. 6, 2003	Auburn	W	17-3	ABC
Sept. 13, 2003	at Florida State	L	13-14	ABC
Sept. 27, 2003	at Vanderbilt	W or	24-17	n/a
Oct. 4, 2003	NC State	W	29-21	ACC
Oct. 23, 2003	Maryland (TH)	W	7-3	ESPN
Nov. 15, 2003	North Carolina	W	41-24	ACC
Nov. 22, 2003	at Virginia	L	17-29	ACC
Nov. 29, 2003	Georgia	L	17-34	ABC
Jan. 4, 2004	vs. Tulsa <sup>B</sup>	W	52-10	ESPN2

**2004**

Sept. 11, 2004	at Clemson	W	28-24	ABC
Oct. 2, 2004	Miami	L	3-27	ABC
Oct. 9, 2004	at Maryland	W	20-7	ABC
Oct. 16, 2004	Duke	W	24-7	ACC
Oct. 28, 2004	Virginia Tech (TH)	L	20-34	ESPN
Nov. 6, 2004	at NC State	W	24-14	ACC
Nov. 20, 2004	Virginia	L	10-30	ABC
Nov. 27, 2004	at Georgia	L	13-19	CBS
Dec. 21, 2004	vs. Syracuse <sup>B</sup>	W	51-14	ESPN

**2005**

Sept. 3, 2005	at Auburn	W	23-14	ESPN
Sept. 10, 2005	North Carolina	W	27-21	ABC
Sept. 17, 2005	Connecticut	W	28-13	ESPN2
Sept. 24, 2005	at Virginia Tech	L	7-51	ABC
Oct. 6, 2005	NC State (TH)	L	14-17	ESPN
Oct. 15, 2005	at Duke	W	35-10	ESPN2
Oct. 29, 2005	Clemson	W	10-9	ESPN
Nov. 12, 2005	at Virginia	L	17-27	ABC
Nov. 19, 2005	at Miami	W	14-10	ESPN
Nov. 26, 2005	Georgia	L	7-14	ABC
Dec. 29, 2005	vs. Utah <sup>B</sup>	L	10-38	ESPN

**2006**

Sept. 2, 2006	Notre Dame	L	10-14	ABC
Sept. 21, 2006	Virginia (TH)	W	24-7	ESPN
Sept. 30, 2006	at Virginia Tech	W	38-27	ABC
Oct. 7, 2006	Maryland	W	27-23	ESPN2
Oct. 21, 2006	at Clemson	L	7-31	ESPN
Oct. 28, 2006	Miami	W	30-23	ABC
Nov. 4, 2006	at NC State	W	31-23	ESPN2
Nov. 11, 2006	at North Carolina	W	7-0	ACC
Nov. 25, 2006	at Georgia	L	12-15	CBS
Dec. 2, 2006	vs. Wake Forest <sup>A</sup>	L	6-9	ABC
Jan. 1, 2007	vs. West Virginia <sup>B</sup>	L	35-38	CBS

**2007**

Sept. 1, 2007	at Notre Dame	W	33-3	NBC
Sept. 8, 2007	Samford	W	69-14	ESPN2
Sept. 15, 2007	Boston College	L	10-24	ESPN2
Sept. 22, 2007	at Virginia	L	23-28	ESPN2
Sept. 29, 2007	Clemson	W	13-3	ABC
Oct. 6, 2007	at Maryland	L	26-28	ACC
Oct. 13, 2007	at Miami	W	17-14	ESPN
Oct. 20, 2007	Army	W	34-10	ACC
Nov. 1, 2007	Virginia Tech (TH)	L	3-27	ESPN
Nov. 17, 2007	North Carolina	W	27-25	ACC
Nov. 24, 2007	Georgia	L	17-31	ABC
Dec. 31, 2007	vs. Fresno State <sup>B</sup>	L	28-40	ESPN2

**2008**

Sept. 6, 2008	at Boston College	W	19-16	ACC
Sept. 13, 2008	at Virginia Tech	L	17-20	ABC
Sept. 20, 2008	Mississippi State	W	38-7	ACC
Oct. 4, 2008	Duke	W	27-0	ESPN2
Oct. 18, 2008	at Clemson	W	21-17	ESPN
Oct. 25, 2008	Virginia	L	17-24	ESPN2
Nov. 1, 2008	Florida State	W	31-28	ABC
Nov. 8, 2008	at North Carolina	L	7-28	ACC
Nov. 20, 2008	Miami (TH)	W	41-23	ESPN
Nov. 29, 2008	at Georgia	W	45-42	CBS
Dec. 31, 2008	vs. LSU <sup>B</sup>	L	3-38	ESPN

**2009**

Sept. 10, 2009	Clemson (TH)	W	30-27	ESPN
Sept. 17, 2009	at Miami (TH)	L	17-33	ESPN
Sept. 26, 2009	North Carolina	W	24-7	ACC
Oct. 3, 2009	at Mississippi St.	W	42-31	CSS
Oct. 10, 2009	at Florida State	W	49-44	ESPN2
Oct. 17, 2009	Virginia Tech	W	28-23	ESPN2
Oct. 24, 2009	at Virginia	W	34-9	ACC
Oct. 31, 2009	at Vanderbilt	W	56-31	n/a
Nov. 7, 2009	Wake Forest	W or	30-27	ABC
Nov. 14, 2009	at Duke	W	49-10	ESPN2
Nov. 28, 2009	Georgia	L	24-30	ABC
Dec. 5, 2009	vs. Clemson <sup>A</sup>	W	39-34	ESPN
Jan. 5, 2010	vs. Iowa <sup>B</sup>	L	14-24	FOX

**2010**

Sept. 4, 2010	South Carolina St.	W	41-10	ESPN3
Sept. 11, 2010	at Kansas	L	25-28	FSN
Sept. 18, 2010	at North Carolina	W	30-24	ACC
Sept. 25, 2010	NC State	L	28-45	ESPN
Oct. 2, 2010	at Wake Forest	W	24-20	ESPN2
Oct. 9, 2010	Virginia	W	33-21	ESPN2
Oct. 16, 2010	Middle Tennessee	W	42-14	ESPN3
Oct. 23, 2010	at Clemson	L	13-27	ABC/ESPN
Nov. 4, 2010	at Va. Tech (TH)	L	21-28	ESPN
Nov. 13, 2010	Miami	L	10-35	ACC
Nov. 20, 2010	Duke	W	30-20	ESPN3
Nov. 27, 2010	at Georgia	L	34-42	ESPN
Dec. 27, 2010	vs. Air Force <sup>B</sup>	L	7-14	ESPN2

**2011**

Sept. 1, 2011	Western Carolina	W	63-21	ESPN3
Sept. 10, 2011	at Middle Tenn.	W	49-21	ESPN3
Sept. 17, 2011	Kansas	W	66-24	FSN
Sept. 24, 2011	North Carolina	W	35-28	ESPN
Oct. 1, 2011	at NC State	W	45-34	ABC/ESPN
Oct. 8, 2011	Maryland	W	21-16	ESPN2
Oct. 15, 2011	at Virginia	L	21-24	ESPN2
Oct. 22, 2011	at Miami	L	7-24	ESPN
Oct. 29, 2011	Clemson	W	31-17	ABC
Nov. 10, 2011	Virginia Tech (TH)	L	26-37	ESPN
Nov. 19, 2011	at Duke	W	38-31	ACC
Nov. 26, 2011	Georgia	L	17-31	ESPN
Dec. 31, 2011	vs. Utah <sup>B</sup>	L or	27-30	ACC

**2012**

Sept. 3, 2012	at Va. Tech (MO)	L or	17-20	ESPN
Sept. 8, 2012	Presbyterian	W	59-3	ESPN3
Sept. 15, 2012	Virginia	W	56-20	ESPN2
Sept. 22, 2012	Miami	L or	36-42	FSN
Sept. 29, 2012	Middle Tennessee	L	28-49	FSN
Oct. 6, 2012	at Clemson	L	31-47	ESPN
Oct. 20, 2012	Boston College	W	37-17	FSN
Oct. 27, 2012	BYU	L	17-41	FSN
Nov. 3, 2012	at Maryland	W	33-13	ACC
Nov. 10, 2012	at North Carolina	W	68-50	ACC
Nov. 17, 2012	Duke	W	42-24	ESPN2
Nov. 24, 2012	at Georgia	L	10-42	ESPN
Dec. 1, 2012	vs. Florida State <sup>A</sup>	L	15-21	ESPN
Dec. 31, 2012	vs. USC <sup>B</sup>	W	21-7	CBS

**2013**

Aug. 31, 2013	Elon	W	70-0	ESPN3
Sept. 14, 2013	at Duke	W	38-14	ESPN2
Sept. 21, 2013	North Carolina	W	28-20	ESPN
Sept. 26, 2013	Virginia Tech (TH)	L	10-17	ESPN
Oct. 5, 2013	at Miami	L	30-45	ESPN2
Oct. 12, 2013	at BYU	L	20-38	ESPN2
Oct. 19, 2013	Syracuse	W	56-0	ACC
Oct. 26, 2013	at Virginia	W	35-25	ACC
Nov. 2, 2013	Pittsburgh	W	21-10	ESPN2
Nov. 14, 2013	at Clemson (TH)	L	31-55	ESPN
Nov. 23, 2013	Alabama A&M	W	66-7	ESPN3
Nov. 30, 2013	Georgia	L	34-41	20T ABC
Dec. 30, 2013	vs. Ole Miss <sup>B</sup>	W	17-25	ESPN

**2014**

Aug. 30, 2014	Wofford	W	38-19	RSN
Sept. 6, 2014	at Tulane	W	38-21	ESPNNews
Sept. 13, 2014	Georgia Southern	W	42-38	RSN
Sept. 20, 2014	at Virginia Tech	W	27-24	ESPN
Oct. 4, 2014	Miami	W	28-17	ESPN2
Oct. 11, 2014	Duke	L	25-31	ACC
Oct. 18, 2014	at North Carolina	L	43-48	ESPN2
Oct. 25, 2014	at Pittsburgh	W	56-28	ESPN2
Nov. 1, 2014	Virginia	W	35-10	ESPN2
Nov. 8, 2014	at NC State	W	56-23	ACC
Nov. 15, 2014	Clemson	W	28-6	ESPN
Nov. 29, 2014	at Georgia	W or	30-24	SEC
Dec. 6, 2014	vs. Florida State <sup>A</sup>	L	35-37	ABC
Dec. 31, 2014	vs. Mississippi St. <sup>B</sup>	W	49-34	ESPN

**2015**

Sept. 3, 2015	Alcorn State	W	69-6	FSN
Sept. 12, 2015	Tulane	W	65-10	FSN
Sept. 19, 2015	at Notre Dame	L	22-30	NBC
Sept. 26, 2015	at Duke	L	20-34	ESPN2
Oct. 3, 2015	North Carolina	L	31-38	ESPN2
Oct. 10, 2015	at Clemson	L	24-43	ABC/ESPN2
Oct. 17, 2015	Pittsburgh	L	28-31	ACC
Oct. 24, 2015	Florida State	W	22-16	ESPN2
Oct. 31, 2015	at Virginia	L	21-27	RSN
Nov. 12, 2015	Virginia Tech (TH)	L	21-23	ESPN
Nov. 21, 2015	at Miami	L	21-28	ACC
Nov. 28, 2015	Georgia	L	7-13	ESPN2

**2016**

Sept. 3, 2016	vs. Boston Coll. <sup>A</sup>	W	17-14	ESPN2
Sept. 10, 2016	Mercer	W	35-10	ACCX
Sept. 17, 2016	Vanderbilt	W	38-7	ACC
Sept. 22, 2016	Clemson (TH)	L	7-26	ESPN
Oct. 1, 2016	Miami	L	21-35	ESPN2
Oct. 8, 2016	at Pittsburgh	L	34-37	ACGN
Oct. 15, 2016	Ga. Southern	W	35-24	RSN
Oct. 29, 2016	Duke	W	38-35	RSN
Nov. 5, 2016	at North Carolina	L	20-48	ACC
Nov. 12, 2016	at Virginia Tech	W	30-20	ESPN2
Nov. 19, 2016	Virginia	W	31-17	ACC
Nov. 26, 2016	at Georgia	W	28-27	SEC
Dec. 31, 2016	vs. Kentucky <sup>B</sup>	W	33-18	ESPN

**2017**

Sept. 4, 2017	vs. Tennessee (MO)	L 20T	42-41	ESPN
Sept. 9, 2017	Jacksonville State	W	37-10	RSN
Sept. 23, 2017	Pittsburgh	W	35-17	ACC
Sept. 30, 2017	North Carolina	W	33-7	ESPN2
Oct. 14, 2017	at Miami	L	24-25	ABC
Oct. 21, 2017	Wake Forest	W	38-24	ESPN2
Oct. 28, 2017	at Clemson	L	10-24	ABC/ESPN2
Nov. 4, 2017	at Virginia	L	36-40	RSN
Nov. 11, 2017	Virginia Tech	W	28-22	ACC
Nov. 18, 2017	at Duke	L	20-43	RSN
Nov. 25, 2017	Georgia	L	7-38	ABC



**2018**

Sept. 1, 2018	Alcorn State	W	41-0	RSN
Sept. 8, 2018	at USF	L	38-49	ABC/ESPN2
Sept. 15	at Pitt	L	19-24	RSN
Sept. 22	Clemson	L	21-49	ABC
Sept. 29	Bowling Green	W	63-17	RSN
Oct. 5	at Louisville (FR)	W	66-31	ESPN
Oct. 13	Duke	L	14-28	ACC
Oct. 25	at Virginia Tech (TH)	W	49-28	ESPN
Nov. 3	at North Carolina	W	38-28	ACC
Nov. 10	Miami	W	27-21	ESPN2
Nov. 17	Virginia	W <sup>OT</sup>	30-27	RSN
Nov. 24	at Georgia	L	21-45	SECN
Dec. 26	vs. Minnesota <sup>B</sup> (WD)	L	10-34	ESPN

**2019**

Aug. 29, 2019	Clemson (TH)	L	14-52	ACC
Sept. 7, 2019	USF	W	14-10	ACC
Sept. 14, 2019	The Citadel	L <sup>OT</sup>	24-27	RSN
Sept. 28, 2019	at Temple	L	2-24	CBSN
Oct. 5, 2019	North Carolina	L	22-38	ACC
Oct. 12, 2019	at Duke	L	23-41	RSN
Oct. 19, 2019	at Miami	W <sup>OT</sup>	28-21	ACC
Nov. 2, 2019	Pitt	L	10-20	RSN
Nov. 9, 2019	at Virginia	L	28-33	RSN
Nov. 16, 2019	Virginia Tech	L	0-45	RSN
Nov. 21, 2019	NC State (TH)	W	28-26	ESPN
Nov. 30, 2019	Georgia	L	7-52	ABC

**2020**

Sept. 12, 2020	at Florida State	W	16-13	ABC
Sept. 19, 2020	UCF	L	49-21	ABC
Sept. 26, 2020	at Syracuse	L	37-20	RSN
Oct. 9, 2020	Louisville (FR)	W	46-27	ESPN
Oct. 17, 2020	Clemson	L	73-7	ABC
Oct. 24, 2020	at Boston College	L	48-27	ACCN
Oct. 31, 2020	Notre Dame	L	31-13	ABC
Nov. 28, 2020	Duke	W	56-33	RSN
Dec. 5, 2020	at NC State	L	23-13	ACCN
Dec. 10, 2020	Pitt	L	34-20	RSN

**KEY**

ACC – Raycom, ACC Network	B – Bowl game	MO – Monday
ACCX – ACC Network Extra	# – Baltimore, Md.	WD – Wednesday
FSN – Fox Sports Net, Fox Sports South	% – Birmingham, Ala.	TH – Thursday
RSN – Regional Sports Network	^ – Dublin, Ireland	FR – Friday
A – ACC Championship game	THK – Thanksgiving	

**GEORGIA TECH ALL-TIME BOWL RESULTS — 25-20**

DATE	BOWL	CITY	RESULT	
Jan. 1, 1929	Rose Bowl	Pasadena, Calif.	Georgia Tech 8	Cal 7
<i>Wrong Way Roy Riegels helps Golden Tornado to perfect 10-0 season</i>				
Jan. 1, 1940	Orange Bowl	Miami, Fla.	Georgia Tech 21	Missouri 7
<i>21-straight points makes first of seven Orange Bowl trips a success</i>				
Jan. 1, 1943	Cotton Bowl	Dallas, Texas	Texas 14	Georgia Tech 7
<i>Gallant Tech comeback falls short when drive stalls on 3-yard line</i>				
Jan. 1, 1944	Sugar Bowl	New Orleans, La.	Georgia Tech 20	Tulsa 18
<i>Tech overcomes 18-7 second-half deficit, blanks Tulsa in 2nd half</i>				
Jan. 1, 1945	Orange Bowl	Miami, Fla.	Tulsa 26	Georgia Tech 12
<i>Frank Broyles' 304-yard passing effort can't overcome 20-0 deficit</i>				
Jan. 1, 1947	Oil Bowl	Houston, Texas	Georgia Tech 41	Saint Mary's 19
<i>Yellow Jackets pick off eight St. Mary's passes in the rain and mud</i>				
Jan. 1, 1948	Orange Bowl	Miami, Fla.	Georgia Tech 20	Kansas 14
<i>Tech forces fumble inside 1-yard line to foil Kansas' frenzied rally</i>				
Jan. 1, 1952	Orange Bowl	Miami, Fla.	Georgia Tech 17	Baylor 14
<i>Pepper Rodgers' field goal secures win, 11-0-1 season for Tech</i>				
Jan. 1, 1953	Sugar Bowl	New Orleans, La.	Georgia Tech 24	Ole Miss 7
<i>National championship clinched after scoring 24-straight points</i>				
Jan. 1, 1954	Sugar Bowl	New Orleans, La.	Georgia Tech 42	West Virginia 19
<i>Tech unleashes aerial attack, completing 20-of-35 for 268 yards</i>				
Jan. 2, 1955	Cotton Bowl	Dallas, Texas	Georgia Tech 14	Arkansas 6
<i>Jackets complete "grand slam" with wins in all four major bowls</i>				
Jan. 2, 1956	Sugar Bowl	New Orleans, La.	Georgia Tech 7	Pitt 0
<i>Wade Mitchell scores only TD, Tech wins fifth straight major bowl</i>				
Dec. 29, 1956	Gator Bowl	Jacksonville, Fla.	Georgia Tech 21	Pitt 14
<i>Tech wins sixth-straight bowl, beats Pitt for second-straight year</i>				
Jan. 2, 1960	Gator Bowl	Jacksonville, Fla.	Arkansas 14	Georgia Tech 7
<i>Former Tech star Frank Broyles coaches Razorbacks to win</i>				
Dec. 30, 1961	Gator Bowl	Jacksonville, Fla.	Penn State 30	Georgia Tech 15
<i>Tech bolts to 9-0 lead, but State's Galen Hall passes for 3 TDs</i>				
Dec. 22, 1962	Bluebonnet Bowl	Houston, Texas	Missouri 14	Georgia Tech 10
<i>MU's Bill Tobin runs for 114 yards, Tech throws four interceptions</i>				
Dec. 31, 1965	Gator Bowl	Jacksonville, Fla.	Georgia Tech 31	Texas Tech 21
<i>QB Jerry Priestley's 1-yard TD early in fourth quarter keys Jackets</i>				
Jan. 2, 1967	Orange Bowl	Miami, Fla.	Florida 27	Georgia Tech 12
<i>Steve Spurrier quarterbacks Gators past Bobby Dodd, Jackets</i>				
Dec. 19, 1970	Sun Bowl	El Paso, Texas	Georgia Tech 17	Texas Tech 9
<i>Jackets defense pitches first-half shutout, builds 10-0 lead</i>				
Dec. 30, 1971	Peach Bowl	Atlanta, Ga.	Ole Miss 41	Georgia Tech 18
<i>Despite 317 yards total offense, Tech blown out in Atlanta bowl</i>				
Dec. 18, 1972	Liberty Bowl	Memphis, Tenn.	Georgia Tech 31	Iowa State 30
<i>Back-up QB Jim Stevens throws for 3 TDs, ISU fails on 2-pointer</i>				
Dec. 25, 1978	Peach Bowl	Atlanta, Ga.	Purdue 41	Georgia Tech 21
<i>With Eddie Lee Ivey out with injury, Tech has 12 yards rushing</i>				
Dec. 31, 1985	All-American Bowl	Birmingham, Ala.	Georgia Tech 17	Michigan State 14
<i>Malcolm King runs for 122 yards and scores winning TD late</i>				
Jan. 1, 1991	Florida Citrus Bowl	Orlando, Fla.	Georgia Tech 45	Nebraska 21
<i>Tech clinches fourth national title behind MVP QB Shawn Jones</i>				
Dec. 25, 1991	Aloha Bowl	Honolulu, Hawai'i	Georgia Tech 18	Stanford 17
<i>Jimmy Lincoln's 2-point conversion with 14 seconds left seals win</i>				
Dec. 29, 1997	Carquest Bowl	Miami Gardens, Fla.	Georgia Tech 35	West Virginia 30
<i>MVP Joe Hamilton has 356 yards total offense, three touchdowns</i>				
Jan. 1, 1999	Gator Bowl	Jacksonville, Fla.	Georgia Tech 35	Notre Dame 28
<i>Joe Hamilton threw three TD passes and caught another</i>				
Jan. 1, 2000	Gator Bowl	Jacksonville, Fla.	Miami 28	Georgia Tech 13
<i>Five-game bowl win streak ends, two Canes rush for 100 yards</i>				
Dec. 29, 2000	Chick-fil-A Bowl	Atlanta, Ga.	LSU 28	Georgia Tech 14
<i>Tech can't overcome six turnovers, lose to Nick Saban's Tigers</i>				
Dec. 27, 2001	Seattle Bowl	Seattle, Wash.	Georgia Tech 24	Stanford 14
<i>Godsey, Campbell, interim coach lead Tech in first Seattle Bowl</i>				
Dec. 31, 2002	Silicon Valley Classic	San Jose, Calif.	Fresno State 30	Georgia Tech 21
<i>Tech makes strong rally, but Bulldogs score game's final 10 points</i>				





Table of bowl game history from 2004 to 2018, including dates, bowl names, locations, and scores.

GEORGIA TECH ALL-TIME BOWL RANKINGS & RECORDS

Comprehensive table of bowl rankings and records, including categories like Most Bowl Appearances, Highest Bowl Winning Pct., Consecutive Bowl Victories, and Georgia Tech by Bowl Opponent.

## GEORGIA TECH BOWL RECORDS — TEAM

### GAME

<b>Points Scored (Game)</b>	52	vs. Tulsa (2004 Humanitarian)
<b>Points Scored (Half)</b>	42 (2nd)	vs. Tulsa (2004 Humanitarian)
<b>Points Allowed</b>	41	vs. Ole Miss (1971 Peach) vs. Purdue (1978 Peach)
<b>Fewest Points Scored</b>	3	vs. LSU (2008 Chick-fil-A)
<b>Fewest Points Allowed</b>	0	vs. Pittsburgh (1956 Sugar)
<b>Total Offense</b>	577	vs. Mississippi State (2014 Orange)
<b>Fewest Total Offense Allowed</b>	66	vs. California (1929 Rose)
<b>Rushing Yards</b>	452	vs. Mississippi State (2014 Orange)
<b>Fewest Rush Yards Allowed</b>	- 52	vs. Tulsa (2004 Humanitarian)
<b>Rushing Attempts</b>	79	vs. Texas Tech (1965 Gator)
<b>Fewest Rush Attempts Allowed</b>	22	vs. Texas Tech (1965 Gator) vs. West Virginia (1997 Carquest) vs. USC (2012 Hyundai Sun)
<b>Passing Yards</b>	326	vs. West Virginia (2007 Gator)
<b>Fewest Pass Yards Allowed</b>	0	vs. Missouri (1962 Bluebonnet)
<b>Pass Completions</b>	23	vs. Stanford (2001 Seattle)
<b>Fewest Completions Allowed</b>	0	vs. Missouri (1962 Bluebonnet)
<b>Pass Attempts</b>	40	vs. Miami (2000 Gator)
<b>Fewest Pass Attempts Allowed</b>	0	vs. Missouri (1962 Bluebonnet)
<b>First Downs</b>	29	vs. Miami (2000 Gator)

## GEORGIA TECH BOWL RECORDS — INDIVIDUAL

### GAME

<b>Rushing Yards</b>	307	P.J. Daniels vs. Tulsa, (2004 Humanitarian)	<b>CAREER</b>
<b>Rush Attempts</b>	33	Lenny Snow vs. Texas Tech (1965 Gator)	<b>Rushing</b>
<b>Pass Attempts</b>	40	Joe Hamilton vs. Miami (2000 Gator)	P.J. Daniels (3g), 535 yards, 68 attempts
<b>Completions</b>	23	George Godsey vs. Stanford (2001 Seattle)	<b>Passing</b>
<b>Passing Yards</b>	326	Taylor Bennett vs. West Virginia (2007 Gator)	Joe Hamilton (3g), 756 yards
<b>Completion Percentage</b>	.733 (11-15) .696 (16-23)	Tevin Washington vs. Utah (2011 Sun) Shawn Jones vs. Nebraska (1991 Citrus)	<b>Pass Attempts</b>
<b>Total Offense</b>	356	Joe Hamilton vs. West Virginia (1997 Carquest) (274 pass, 82 rush)	Joe Hamilton (3g), 96 attempts
<b>Receptions</b>	10	Kelly Campbell vs. Stanford, (2001 Seattle)	<b>Completions</b>
<b>Receiving Yards</b>	186	Calvin Johnson vs. West Virginia (2007 Gator)	Joe Hamilton (3g), 52 completions
<b>Touchdowns</b>	4	P.J. Daniels vs. Tulsa (2004 Humanitarian)	<b>Touchdown Passes</b>
<b>Rushing Touchdowns</b>	4	P.J. Daniels vs. Tulsa (2004 Humanitarian)	Pepper Rodgers (2g), 5 TD
<b>Passing Touchdowns</b>	3	Jim Still vs. Kansas (1948 Orange), Pepper Rodgers vs. West Virginia (1954 Sugar), Jim Stevens vs. Iowa State (1972 Liberty), Joe Hamilton vs. Notre Dame (1999 Gator), Taylor Bennett vs. West Virginia (2007 Gator)	<b>Total Offense</b>
<b>Touchdown Receptions</b>	2	George Brodnax vs. St. Mary's (1947 Oil), Jim Patton vs. Kansas (1948 Orange), Dez White vs. Notre Dame (1999 Gator), Calvin Johnson vs. West Virginia (2007 Gator)	Joe Hamilton (3g), 906 yards
<b>Points Scored</b>	24	P.J. Daniels vs. Tulsa (2004 Humanitarian)	<b>Receptions</b>
<b>Points Scored by Kicking</b>	15	Harrison Butker vs. Kentucky (2016 Taxslayer)	Kelly Campbell (4g), 18 receptions , 176 yds.
<b>Field Goals</b>	4	Harrison Butker vs. Kentucky (2016 Taxslayer)	<b>Receiving Yards</b>
<b>PATs</b>	7	Travis Bell vs. Syracuse (2004 Champs) Harrison Butker vs. Mississippi State (2014 Orange)	Calvin Johnson (3g), 266 yards, 13 receptions
<b>Interceptions</b>	2	Tom Bleick vs. Texas Tech (1965 Gator) Rick Lewis vs. Texas Tech (1970 Sun)	<b>Touchdowns</b>
<b>Tackles</b>	16	Ron Rogers vs. West Virginia (1997 Carquest)	P.J. Daniels (3g), 6 touchdowns
<b>Longest Run</b>	69 (TD) 68 (TD)	Synjyn Days vs. Mississippi State (2014 Orange) Joseph Auer vs. Penn State (1961 Gator)	
<b>Longest Pass</b>	80 (TD)	Reggie Ball to Nate Curry (2004 Champs)	
<b>Longest Field Goal</b>	52	Harrison Butker vs. Kentucky (2016 TaxSlayer)	
<b>Longest Interception Return</b>	74 73	Quayshawn Nealy vs. Utah (2011 Sun) W.P. McHugh vs. St. Mary's (1947 Oil)	
<b>Longest Fumble Return</b>	38	P.J. Davis vs. Kentucky (2016 TaxSlayer)	
<b>Longest Kickoff Return</b>	44	Dennis Andrews vs. Mississippi (2013 Music City)	
<b>Longest Punt Return</b>	63	Willie Clay vs. Stanford (1991 Aloha)	
<b>Longest Punt</b>	67	Jason Bender vs. Stanford (1991 Aloha)	
<b>Best Punting Average</b>	49.1 (7 punts)	Chandler Anderson vs. Iowa (2010 Orange)	

**FIRST-TEAM ALL-AMERICANS**

YEAR	PLAYER, POS.	HOMETOWN	FIRST-TEAM ALL-AMERICA
2020	* # Pressley Harvin III, P	Alcolu, S.C.	AP, AFCA, FWAA, TSN, WCF
2014	Shaquille Mason, OG	Columbia, Tenn.	USAT
2009	Derrick Morgan, DE	Coatesville, Penn.	AP, AFCA, PFW
2008	Michael Johnson, DE	Selma, Ala.	AFCA
2007	Durant Brooks, P	Macon, Ga.	Rivals, SI.com, ESPN.com, CFN, PFW
2006	* # Calvin Johnson, WR	Tyrone, Ga.	AP, AFCA, FWAA, WCF, TSN
2005	Calvin Johnson, WR	Tyrone, Ga.	AFCA
2000	* Chris Brown, T	Augusta, Ga.	AP, AFCA, FWAA, FN
1999	* Joe Hamilton, QB	Alvin, S.C.	AP, AFCA, FWAA, FN, WC
1998	* Craig Page, C	Jupiter, Fla.	AP, FWAA, TSN
1992	Coleman Rudolph, DT	Valdosta, Ga.	WCF, SH, TSN
1992	Scott Sisson, K	Marietta, Ga.	WCF
1991	Marco Coleman, OLB	Dayton, Ohio	SH, FWAA
1990	Marco Coleman, OLB	Dayton, Ohio	SH
1990	* # Ken Swilling, FS	Toccoa, Ga.	AP, UPI, SH, AFCA, FWAA, WCF, TSN, FN
1986	John Davis, T	Ellijay, Ga.	SH
1985	John Davis, T	Ellijay, Ga.	TSN
1985	Pat Swilling, DE	Toccoa, Ga.	FWAA
1978	Don Bessilleu, DB	Decatur, Ga.	TSN
1977	Lucius Sanford, LB	Atlanta, Ga.	AFCA, TSN
1974	Randy Rhino, DB	Charlotte, N.C.	WCF
1973	* Randy Rhino, DB	Charlotte, N.C.	UPI, AFCA, WCF
1972	Randy Rhino, DB	Charlotte, N.C.	FWAA
1971	Smylie Gebhart, DE	Meridian, Miss.	AP
1970	* Rock Perdoni, DT	Wellesley, Mass.	AP, UPI, AFCA, FWAA, TSN, Central Press, WCF
1966	* Jim Breland, C	Blacksburg, Va.	AP, UPI, NEA, AFCA, Central Press
1966	Lenny Snow, TB	Daytona Beach, Fla.	FWAA
1964	Gerry Bussell, DB	Jacksonville, Fla.	TSN
1963	Billy Lothridge, QB	Gainesville, Ga.	AP, FWAA
1963	Billy Martin, E	Gainesville, Ga.	NEA, TSN
1962	Rufus Guthrie, G	Atlanta, Ga.	AFCA, FWAA
1959	* Maxie Baughan, C	Bessemer, Ala.	AP, UPI, AFCA, TSN
1957	Don Stephenson, C	Bessemer, Ala.	UPI, TSN
1956	Allen Ecker, G		NYDN
1956	Don Stephenson, C	Bessemer, Ala.	FWAA
1953	* Larry Morris, C	Decatur, Ga.	AP, UP, AA, Colliers, TSN
1952	Pete Brown, OC	Rossville, Ga.	AP
1952	Leon Hardeman, HB	Lafayette, Ga.	INS, AA, TSN
1952	Buck Martin, E	Haleyville, Ala.	Colliers
1952	* Hal Miller, OT	Kingsport, Tenn.	UP, NEA, TSN, FWAA
1952	Bobby Moorhead, DB	Miami, Fla.	AP, INS
1952	George Morris, LB	Vicksburg, Miss.	NEA, FWAA
1951	Ray Beck, G	Cedartown, Ga.	AP-D, NEA-D, FWAA, Colliers
1951	Lamar Wheat, DT	Chattanooga, Tenn.	INS
1948	George Brodnax, E	Atlanta, Ga.	Colliers
1948	Bill Healy, DG		NEA, INS, TSN, FWAA
1947	* Bobby Davis, T	Columbus, Ga.	INS, UP, NEA, AFCA, Colliers, TSN, FWAA
1946	* Paul Duke, C	Atlanta, Ga.	AP, UP, NEA, Colliers, AA, AFCA, WCF
1944	* Phil Tinsley, E	Bessemer, Ala.	INS, AP, NEA, WCF, AA, Colliers, FN, TSN
1943	John Steber, G		INS, AP, AA, WCF
1942	* Harvey Hardy, G	Marion, Ala.	INS, UP, NEA, Newsweek
1939	Robert L. Ison, E	Atlanta, Ga.	Hearst
1928	Warner Mizell, HB		INS, NANA
1928	* Peter Pund, C	Augusta, Ga.	INS, WCF, AA, Colliers, UP, NEA
1928	Frank Speer, T	Atlanta, Ga.	AP
1920	* Bill Fincher, E		WCF
1918	* Bill Fincher, E		Menke
1918	* A.M. (Bum) Day, C		WCF
1918	* Joe Guyon, T-HB	White Earth, Minn.	Menke
1917	Walker Carpenter, T	Newnan, Ga.	Menke
1917	* Everett Strupper, HB		Menke, NEA

KEY	
*	Consensus All-America
#	Unanimous All-America
AA	All-America Board
AFCA	Football Coaches
AP	Associated Press
CBS	CBS Sports
CFN	College Football News
FD	Football Digest
FN	Football News
FWAA	Football Writers Association
INS	International News Service
Menke	Frank Menke Syndicate
NANA	North American Newspaper Alliance
NEA	Newspaper Enterprise Association
NYDN	New York Daily News
PFW	Pro Football Weekly
Rivals	Rivals.com
SH	Scripps-Howard News Service
SI	Sports Illustrated
TSN	The Sporting News
UP/UIP	United Press/International
USAT	USA TODAY
WCF	Walter Camp Foundation




**Calvin Johnson became the latest of Georgia Tech's 17 all-time consensus first-team All-Americans when he earned the recognition in 2006.**

## ALL-AMERICANS

YEAR	PLAYER, POS.	ALL-AMERICA		
1916	George "Pup" Phillips, C	WCF (3rd)	Eddie Prokop, HB	AP (2nd), UP (2nd), TSN (2nd), INS (2nd), Central Press (2nd), FD (2nd)
1917	Walker "Big Six" Carpenter, T	Menke (1st), WCF (unknown)	John Steber, G	AP (1st), AA Board (1st), INS (1st), UP (2nd), TSN (2nd)
	Joe Guyon, HB	NEA (2nd), WCF (unknown)		
	Judy Harlan, FB	WCF (unknown)	1944	Phil Tinsley, E *
	Albert "Buster" Hill, QB	INS (2nd), WCF (unknown)		AA Board (1st), TSN (1st), AP (1st), INS (1st), NEA (1st), WCF (1st), FN (1st), Central Press (1st), Grantland Rice (1st), UP (2nd), FWAA (2nd), FD (2nd)
	George "Pup" Phillips, C	WCF (unknown)		FWAA (2nd)
	Everett Strupper, HB *	Menke (1st), NEA (1st), INS (2nd), WCF (unknown)	1946	Paul Duke, C *
1918	Ashel "Bum" Day, C *	WCF (1st)		AP (1st), UP (1st), NEA (1st), WCF (1st), Colliers (1st), AA Board (1st), AFCA (1st), FWAA (2nd)
	Bill Fincher, E *	Menke (1st), WCF (2nd)		FWAA (3rd)
	Ralph "Buck" Flowers, FB	WCF (2nd)	1947	Bobby Davis, T
	Joe Guyon, HB *	Menke (1st)		INS (1st), UP (1st), AFCA (1st), Colliers (1st), FWAA (1st), TSN (1st), NEA (1st)
1920	Bill Fincher, E *	WCF (1st)		FWAA (3rd)
	Ralph "Buck" Flowers, FB	INS (3rd)	1947	Bobby Davis, T *
1921	David "Red" Barron, FB	WCF (3rd), INS (3rd)		INS (1st), UP (1st), AFCA (1st), Colliers (1st), FWAA (1st), TSN (1st), NEA (1st)
	Judy Harlan, FB	Football World (3rd), NEA (3rd)		FWAA (3rd)
1922	David "Red" Barron, FB	WCF (2nd), Menke (2nd)	1948	George Brodnax, E
1924	Walter Godwin, G	INS (3rd)		Colliers (1st)
	Doug Wycoff, FB	INS (2nd)		NEA (1st), INS (1st), TSN (1st), FWAA (1st)
1925	Walter Godwin, G	Grantland Rice (2nd)		AP (1st), NEA (1st), FWAA (1st), Colliers (1st)
	Doug Wycoff, FB	UP (2nd), INS (3rd)	1948	Bill Healy, DG
1928	Roy "Father" Lumpkin, FB	NEA (3rd)		Colliers (1st)
	Warner Mizell, HB	NANA (1st), INS (1st), AP (2nd), UP (2nd), Central Press (2nd), NEA (2nd), AA Board (3rd)		NEA (1st), INS (1st), TSN (1st), FWAA (1st)
	Peter Pund, C *	Grantland Rice (1st), AA Board (1st), UP (1st), NEA (1st), INS (1st), NANA (2nd), Central Press (2nd), AP (3rd)	1951	Ray Beck, G
	Frank Speer, T	AP (1st)		AP (1st), NEA (1st), FWAA (1st), Colliers (1st)
1930	Vance Maree	INS (3rd)		INS (1st)
1937	Bill Jordan, E	AP (2nd), INS (2nd), NEA (3rd)	1952	Pete Brown, C
1938	Jack Chivington, G	Hearst (2nd)		AP (1st), NEA (2nd)
1939	Bob Ison, E	Hearst (1st), Central Press (3rd), NEA (3rd)		INS (1st), AA Board (1st), TSN (1st), NEA (2nd), UP (2nd)
1940	Bob Ison, E	UP (3rd)		Colliers (1st)
1942	Clint Castleberry, RB	UP (2nd), INS (2nd), NEA (2nd), AP (3rd), TSN (3rd)		UP (1st), NEA (1st), TSN (1st), FWAA (1st)
	Harvey Hardy, G *	UP (1st), INS (1st), NEA (1st), Central Press (1st), Newsweek (1st), AP (2nd)		AP (1st), INS (1st)
	Ed Ryckley, G	Football News (2nd)		NEA (1st), FWAA (1st), AP (2nd)
1943	George Manning, C	TSN (2nd)	1953	Larry Morris, C *
				AP (1st), UP (1st), AA Board (1st), Colliers (1st), TSN (1st), INS (2nd)
			1955	Franklin Brooks, G
				UP (3rd)
			1956	Allen Ecker, G
				NYDN (1st), INS (2nd), UP (2nd)
				FWAA (1st), AP (2nd), UP (3rd)
			1957	Don Stephenson, C
				UPI (1st), TSN (1st)
			1959	Maxie Baughan, C *
				AP (1st), UPI (1st), AFCA (1st), FN (1st), TSN (1st)
			1961	Rufus Guthrie, G
				TSN (3rd)




**Everett Strupper was one of six Georgia Tech All-Americans in 1917.**




**After earning All-America recognition as a freshman in 1942, Clint Castleberry enlisted in the U.S. Army Air Force to fight in World War II. He was killed in action while co-piloting a B-26 Marauder in Africa on Nov. 7, 1944. His No. 19 remains Georgia Tech football's only retired number.**

1962	Rufus Guthrie, G	AFCA (1st), FWAA (1st), FN (1st), NEA (2nd), AP (2nd), UPI (2nd)	Scott Sisson, K	WCF (1st), AP (2nd), TSN (2nd), FN (2nd)
	Billy Lothridge, QB	UPI (3rd)	1994	Jason Bender, P
	Mike McNames, FB	NEA (3rd)		AP (3rd), College Sports Magazine (3rd)
	Dave Watson, G	UPI (3rd)	1996	Curtis McGee, T
1963	Billy Lothridge, QB	AP (1st), FWAA (1st), UPI (2nd)	1997	Rodney Williams, P
	Billy Martin, E	NEA (1st), TSN (1st), UPI (2nd)	1998	Craig Page, C *
1964	Gerry Bussell, DB	TSN (1st)	1999	Joe Hamilton, QB *
	Bill Curry, C	AFCA (2nd)		AP (1st), FWAA (1st), FN (1st), AFCA (1st), WCF (1st), TSN (2nd)
1966	Lenny Snow, TB	FWAA (1st), FN (2nd)		TSN (2nd), AP (3rd), FN (3rd)
	Jim Breland, C *	AP (1st), UPI (1st), NEA (1st), AFCA (1st), FN (1st), Central Press (1st)	2000	Chris Brown, T *
1969	Rock Perdoni, DT	AP (3rd)	2001	Greg Gathers, DE
1970	Rock Perdoni, DT *	AP (1st), UPI (1st), AFCA (1st), WCF (1st), FWAA (1st), TSN (1st), Central Press (1st)	2005	Calvin Johnson, WR
		AP (1st)	2006	Calvin Johnson, WR * #
1971	Smylie Gebhart, DE	FWAA (1st), AP (2nd)		AFCA (1st), AP (1st), WCF (1st), FWAA (1st), TSN (1st)
1972	Randy Rhino, DB	UPI (1st), AFCA (1st), WCF (1st)		Durant Brooks, P
1973	Randy Rhino, DB *	WCF (1st), AP (2nd), UPI (2nd)		Philip Wheeler, LB
1974	Randy Rhino, DB	AP (3rd)	2007	Durant Brooks, P
1975	Leo Tierney, C	UPI (2nd), AP (3rd)		Rivals (1st), SI.com (1st), ESPN.com (1st), CFN (1st), PFW (1st), AP (2nd), WCF (2nd), AP (3rd), Rivals (3rd)
1976	Leo Tierney, C	AFCA (1st), TSN (1st), AP (2nd)	2008	Morgan Burnett, S
1977	Lucius Sanford, LB	TSN (1st)		Michael Johnson, DE
1978	Don Bessilieu, DB	AP (2nd), UPI (2nd)	2009	Cord Howard, OL
	Eddie Lee Ivery, RB	FN (3rd)		Derrick Morgan, DE
1984	Robert Lavette, RB	TSN (1st), FN (2nd)		CBS (2nd), Rivals (3rd)
1985	John Davis, OL	FWAA (1st), FN (3rd)		AP (1st), AFCA (1st), PFW (1st), WCF (2nd), SI (2nd), TSN (2nd), CBS (2nd), Rivals (2nd)
	Pat Swilling, OLB	SH (1st), UPI (2nd)		AP (3rd), Rivals (3rd)
1986	John Davis, OL	AP (3rd)	2011	Demaryius Thomas, WR
1989	Ken Swilling, FS	SH (1st)	2012	Omoregie Uzzi, OL
1990	Marco Coleman, OLB	AP (1st), UPI (1st), WCF (1st), AFCA (1st), FWAA (1st), TSN (1st), FN (1st)	2013	Omoregie Uzzi, OL
	Ken Swilling, FS * #	AP (2nd), UPI (2nd), TSN (2nd), FN (2nd)	2014	Jeremiah Attaochu, DE
1991	Willie Clay, CB	FWAA (1st), SH (1st), AP (2nd), UPI (2nd), FN (2nd), TSN (2nd)	2014	Shaquille Mason, OG
	Marco Coleman, OLB	WCF (1st), TSN (1st), SH (1st), AP (2nd), FN (2nd)	2020	Pressley Harvin III, P * #
1992	Coleman Rudolph, DT	WCF (1st), TSN (1st), SH (1st), AP (2nd), FN (2nd)		AP (1st), AFCA (1st), FWAA (1st), TSN (1st), WCF (1st)



**Randy Rhino is the only three-time All-American in Georgia Tech football history.**



**Joe Hamilton was a consensus first-team All-American in 1999 and finished second in voting for the Heisman Trophy.**



## NATIONAL AWARDS

### AFCA ALLSTATE GOOD WORKS TEAM

2016	KeShun Freeman
2019	Jahaziel Lee

### BILETNIKOFF AWARD

#### RECEIVER

1998	Dez White (Semifinalist)
1999	Dez White (Semifinalist)
2005	Calvin Johnson (Semifinalist)
2006	Calvin Johnson (Winner)
2009	Demaryius Thomas (Semifinalist)

### BRYLES AWARD

#### ASSISTANT COACH

1998	Ralph Friedgen (Finalist)
1999	Ralph Friedgen (Winner)

### BURLSWORTH TROPHY

#### TOP FORMER WALK-ON

2010	Sean Bedford (Winner)
------	-----------------------

### BUTKUS AWARD

#### LINEBACKER

1991	Marco Coleman (Finalist)
------	--------------------------

### BEDNARIK AWARD

#### DEFENSE

2008	Vance Walker (Semifinalist)
------	-----------------------------

### DAVEY O'BRIEN AWARD

#### QUARTERBACK

1992	Shawn Jones (Finalist)
1999	Joe Hamilton (Winner)

### DOAK WALKER AWARD

#### RUNNING BACK

2009	Jonathan Dwyer (Semifinalist)
------	-------------------------------

### DRADDY TROPHY

#### "ACADEMIC HEISMAN"

2008	Darryl Richard (Finalist)
------	---------------------------

### JIM THORPE AWARD

#### DEFENSIVE BACK

1989	Ken Swilling (6th)
1990	Ken Swilling (Finalist/3rd)
1991	Willie Clay (Semifinalist)
2003	James Butler (Semifinalist)
2004	James Butler (Semifinalist)

### JOHNNY UNITAS AWARD

#### SENIOR QUARTERBACK

1992	Shawn Jones (Finalist)
1999	Joe Hamilton (Finalist)

### LOMBARDI AWARD

#### LINEMAN

1970	Rock Perdoni (Finalist)
1992	Coleman Rudolph (Semifinalist)

### LOU GROZA AWARD

#### PLAKEYICKER

1992	Scott Sisson (Finalist)
2000	Luke Manget (Semifinalist)
2004	Travis Bell (Semifinalist)
2007	Travis Bell (Semifinalist)

### HEISMAN TROPHY

#### VOTING

1942	Clint Castleberry, HB (3rd)
1943	Eddie Prokop, HB (5th)
1962	Billy Lothridge, QB (8th)
1963	Billy Lothridge, QB (2nd)
1966	Lenny Snow, TB (14th)
1978	Eddie Lee Ivery, TB (8th)
1999	Joe Hamilton, QB (2nd)
2006	Calvin Johnson, WR (10th)

### LOWE'S SENIOR CLASS AWARD

2008	Darryl Richard (Finalist)
2010	Sean Bedford (Finalist)

### MAXWELL AWARD

#### NATIONAL PLAYER

1999	Joe Hamilton, QB (Finalist)
2006	Calvin Johnson, WR (Semifinalist)

### MOSI TATUPU AWARD

#### SPECIAL TEAMS

1997	Rodney Williams (Finalist)
1998	Rodney Williams (Finalist)
2001	Kelly Campbell (Finalist)

### OUTLAND TROPHY

#### LINEMAN

1998	Craig Page, C (Finalist)
------	--------------------------

### RAY GUY AWARD

#### PUNTER

2006	Durant Brooks (Finalist)
2007	Durant Brooks (Winner)
2020	Pressley Harvin III (Winner)

### RIMINGTON TROPHY

#### CENTER

2003	Hugh Reilly, C (Finalist)
------	---------------------------

### TED HENDRICKS AWARD

#### DEFENSIVE END

2009	Derrick Morgan (Finalist)
------	---------------------------

### PRESEASON ALL-AMERICA

#### PLAYBOY MAGAZINE

1962	Dave Watson, G
1970	Rock Perdoni, DL
1974	Randy Rhino, DB
1976	Leo Tierney, C
1977	Lucius Sanford, LB
1987	Riccardo Ingram, DB
1991	Ken Swilling, DB
	Marco Coleman, OLB
2002	Dan Dyke, P (scholar-athlete)
2007	Durant Brooks, P

### NATIONAL PLAYER OF THE WEEK

#### SPORTS ILLUSTRATED

Oct. 8, 1966	– Kim King, QB vs. Tennessee
Oct. 29, 1984	– John Davis, T vs. Clemson
Oct. 15, 1988	– Andre Thomas, DB vs. South Carolina
Oct. 13, 1989	– Ken Swilling, DB vs. Clemson

#### AT&T

Nov. 29, 2008	– Roddy Jones, RB vs. Georgia
---------------	-------------------------------

#### WALTER CAMP

Oct. 29, 2016	– Justin Thomas, QB vs. Duke
---------------	------------------------------

#### MANNING AWARD STAR OF THE WEEK

Sept. 4, 2017	– TaQuon Marshall, QB vs. Tennessee
---------------	-------------------------------------

#### DAVEY O'BRIEN AWARD "GREAT 8"

Sept. 4, 2017	– TaQuon Marshall, QB vs. Tennessee
---------------	-------------------------------------

### NCAA SILVER ANNIVERSARY AWARD

#### DISTINGUISHED STUDENT-ATHLETE ON 25TH ANNIVERSARY OF END OF INTERCOLLEGIATE ATHLETICS ELIGIBILITY

1980	Larry Morris (1955)
2000	Steve Raible (1975)

## ACADEMIC AWARDS

### COSIDA ACADEMIC ALL-AMERICA HALL OF FAME

1996	Wade Mitchell
------	---------------



The CoSIDA Academic All-America Hall of Fame recognizes former Academic All-America student-athletes who graduated at least 10 years prior and have gone on to great success after athletics. Wade Mitchell became Georgia Tech's first inductee in 1996. An Academic All-America in 1955, the former standout quarterback and safety went on to become a prominent Atlanta banking executive.

### NCAA POSTGRADUATE SCHOLARSHIP

1968	Bill Eastman
1975	James Robinson
1981	Sheldon Fox
1983	Ellis Gardner
1986	John Ivmeyer
2002	Dan Dyke



**NATIONAL FOOTBALL FOUNDATION**

**SCHOLAR-ATHLETE**

1968	Bill Eastman	1981	Ellis Gardner, T	2005	Chris Reis, LB
1980	Sheldon Fox	1982	Mark Sheffield, S		Travis Bell, PK

**ACADEMIC ALL-AMERICA**

1952	Ed Gossage, G (1st)	1983	Eddie Fortier, FB	2006	Travis Bell, PK
	Larry Morris, LB (1st)		John Ivmeyer, T		Darryl Richard, DT
	Cecil Trainer, E (1st)		Rob Horton, LB		Kevin Tuminello, C
1954	John Hunsinger, FB (1st)	1984	Mike Martin, LB	2007	Travis Bell, PK
1955	Wade Mitchell, QB (1st)		John Dewberry, QB		Tashard Choice, RB
1956	Allen Ecker, G (1st)		Sam Bracken, G		Colin Peek, TE
1958	Floyd Faucette, B (2nd)		Paul Menegazzi, DB	2008	Kevin Tuminello, C
	Foster Watkins, G (3rd)		Chuck Easley, FB		Roddy Jones, RB
1966	W.J. Blaine, LB (1st)	1985	Tony Kepano, G		Darryl Richard, DT
	Jim Breland, C (1st)		Sam Bracken, G		Jaybo Shaw, QB
	Bill Eastman, DB (1st)		John Dewberry, QB	2009	Cooper Taylor, S
1967	Bill Eastman, DB (1st)		Chuck Easley, TB		Roddy Jones, RB
1980	Sheldon Fox, LB (1st)		Andy Hearn, C	2010	Logan Walls, DT
1982	Ellis Gardner, T (2nd)	1986	John Ivmeyer, T		Scott Blair, K
1989	Stefen Scotton, FB (2nd)		Bart Jones, DB		Will Jackson, OG
1990	Stefen Scotton, FB (1st)		Steve Mullen, DE		Roddy Jones, RB
1999	Dan Dyke, P (1st)		Cedric Stallworth, DB	2011	Logan Walls, DT
2000	Dan Dyke, P (1st)		Jim Stradley, C		Will Jackson, OG
2001	Dan Dyke, P (1st)	1987	Rick Strom, QB		Preston Lyons, RB
2002	Dan Dyke, P (1st)		Mitch Waters, T		Jason Peters, DE
2007	Darryl Richard, DT (2nd)		Steve Mullen, DE	2012	Logan Walls, DT

**ACADEMIC ALL-DISTRICT**

1995	Grant Baynham, TE	1989	David Hicks, OLB	2013	Will Jackson, OG
1996	Grant Baynham, TE		Stefen Scotton, FB		Ray Beno, OT
	Dave Frakes, K	1990	Stefen Scotton, FB	2014	Trey Braun, OG
1997	Dave Frakes, K		Jay Martin, DB		Harrison Butker, K
1999	Dan Dyke, P	1991	Jerrelle Williams, ILB	2015	Isaiah Johnson, S
2000	Dan Dyke, P	1992	Coleman Rudolph, DT		Trevor Stroebel, LS
2001	Dan Dyke, P	1994	Rodney Wilkerson, ILB	2016	Trey Braun, OL
2002	Dan Dyke, P	1995	Grant Baynham, TE		Marcus Marshall, RB
	Jeremy Muyres, DB	1996	Dave Frakes, K		Parker Braun, OG
2003	Hal Higgins, P	1998	Felipe Claybrooks, DE	2017	Andrew Marshall, OT
2007	Darryl Richard, DT		Mike Sheridan, SE		Rod Rook-Chungong, DE
2016	Brad Stewart, WR		Kofi Smith, CB	2018	Brad Stewart, WR
2018	Andrew Marshall, OL	1999	Dan Dyke, P		Parker Braun, OG
	Maik Rivera, DB		Travares Tillman, DB	2019	Brad Stewart, WR
	Brad Stewart, WR	2000	Felipe Claybrooks, DE		Brant Mitchell, LB
2020	Ryan Johnson, OL		Dan Dyke, P		Maik Rivera, DB

**JIM TATUM AWARD**

**ACC'S TOP SENIOR SCHOLAR-ATHLETE**

2002	Jeremy Muyres, FS	2001	Dan Dyke, P	2019	David Curry, LB
2008	Darryl Richard, DT		George Godsey, QB		Jared Southers, OL

**ACC POSTGRADUATE SCHOLARSHIP**

1989	Cedric Stallworth	2003	Jeremy Muyres, DB		Tre Swilling, DB
1996	Grant Baynham		Dan Dyke, P		Wesley Wells, PK
1997	Dave Frakes		George Godsey, QB		Daved Curry, LB
2002	Dan Dyke		Kelley Rhino, SP		Jared Southers, OL
2003	Hal Higgins		Dan Dyke, P		Tre Swilling, DB
2004	Nate Curry		Jeremy Muyres, DB		
2013	Will Jackson		Kelley Rhino, SP		
2015	Matt Connors		Luke Manget, PK		

**ACADEMIC ALL-ACC**

1980	Ellis Gardner, T	2004	Travis Bell, PK		
	Mark Schultz, C		James Butler, DB		
	Mark Bradley, NG		Nate Curry, WR		
	Sheldon Fox, LB		P.J. Daniels, RB		

2005	Chris Reis, LB
	Travis Bell, PK
	Chris Reis, LB
	Kevin Tuminello, C
2006	Travis Bell, PK
	Darryl Richard, DT
	Kevin Tuminello, C
2007	Travis Bell, PK
	Tashard Choice, RB
	Colin Peek, TE
	Kevin Tuminello, C
2008	Roddy Jones, RB
	Darryl Richard, DT
	Jaybo Shaw, QB
2009	Cooper Taylor, S
	Roddy Jones, RB
	Logan Walls, DT
2010	Scott Blair, K
	Will Jackson, OG
	Roddy Jones, RB
	Logan Walls, DT
2011	Will Jackson, OG
	Preston Lyons, RB
	Jason Peters, DE
	Logan Walls, DT
2012	Ray Beno, OT
	Will Jackson, OG
2013	Ray Beno, OT
	Trey Braun, OG
	Harrison Butker, K
2014	Isaiah Johnson, S
	Trevor Stroebel, LS
2015	Trey Braun, OL
	Marcus Marshall, RB
2016	Parker Braun, OG
	Andrew Marshall, OT
	Rod Rook-Chungong, DE
2017	Brad Stewart, WR
	Parker Braun, OG
	Brad Stewart, WR
2018	Jalen Johnson, LB
	Andrew Marshall, OL
	Brant Mitchell, LB
	Maik Rivera, DB
	Brad Stewart, WR
	Parker Braun, OL
	Tre Swilling, DB
	Wesley Wells, PK
2019	David Curry, LB
	Jared Southers, OL
	Tre Swilling, DB

**ACADEMIC ALL-SEC**

1954	Bill Sennett, E
	Wade Mitchell, QB
1955	Wade Mitchell, QB
1956	Allen Ecker, G
	Wade Mitchell, QB
	Dickie Mattison, FB
1957	Foster Watkins, G
1958	Floyd Faucette, HB
1959	Floyd Faucette, HB
1961	Larry Stallings, T
1962	Larry Stallings, T
	Frank Sexton, E
	Tom Ballard, T

<b>ALL-SOUTHERN CONFERENCE</b>		<b>ALL-SEC</b>			
1902	Jesse Thrash, T	1933	Bob Tharpe, T (AP-1st)	1948	Bill Healy, G (AP-1st)
1904	Lob Brown, T		Jimmy Slocum, E (AP-2nd)		George Brodnax, E (AP-1st)
1906	Lob Brown, E		Jack Phillips, FB (AP-2nd)		Frank Ziegler, B (AP-2nd)
1907	John Davis, T		Clyde Williams, T (AP-3rd)		Jim Vurgin, G (AP-3rd)
1910	Pat Patterson, T		Dave Wilcox, G (AP-3rd)		Clay Matthews, T (AP-3rd)
1911	Roy Goree, E	1934	C.W. Williams, T (AP-2nd)	1949	Tom Coleman, T (AP-2nd)
1914	Jim Senter, E		Shorty Roberts, B (AP-3rd)		Jimmy Jordan, B (AP-2nd)
1915	Wooch Fielder, B	1935	J.M. Fitzsimons, G (AP-1st)	1950	Bob Bossons, C (UPI-1st; AP-3rd)
	Froggy Morrison, B		Dutch Konemann, B (AP-3rd)		John Weigle, E (UPI-2nd; AP-3rd)
	Jim Senter, E	1936	Dutch Konemann, B (AP-1st)		Bobby North, B (AP-3rd)
1916	Tommy Spense, B		J.M. Fitzsimons, G (AP-2nd)	1951	Lum Snyder, T (AP-1st)
	Everett Strupper, B	1937	Bill Jordan, E (AP-1st)		Darrell Crawford, QB (AP-1st; UPI-1st)
	Walker Carpenter, T		Fletcher Simms, B (AP-1st)		Lamar Wheat, DT (AP-1st; UPI-1st)
	Bob Lang, G		Jack Chivington, C (AP-3rd)		Ray Beck, G (AP-1st; UPI-1st)
	Pup Phillips, C		Dutch Konemann, B (AP-3rd)		Buck Martin, E (AP-2nd; UPI-2nd)
1917	Albert Hill, B	1938	J.L. Brooks, G (AP-1st)		George Morris, LB (AP-2nd)
	Everett Strupper, B		Jack Chivington, C (AP-2nd)		Hal Miller, T (AP-3rd)
	Joe Guyon, B	1939	Bob Ison, E (AP-1st)		Leon Hardeman, HB (AP-3rd; UPI-2nd)
	Shorty Guill, E		Howard Ector, B (AP-2nd)		Larry Morris, LB (AP-3rd)
	Bill Fincher, E		Neil Cavette, G (AP-3rd)	1952	Pete Brown, C (AP-1st; UPI-2nd)
	Walker Carpenter, T		Buck Murphy, B (AP-3rd)		Hal Miller, T (AP-1st; UPI-2nd)
	Pup Phillips, C	1940	Bob Ison, E (AP-2nd)		Leon Hardeman, HB (AP-1st; UPI-1st)
1919	Judy Harlan, B		Johnny Bosch, B (AP-3rd)		Sam Hensley, DE (AP-1st)
	Buck Flowers, B	1941	Charles Sanders, T (AP-2nd)		Buck Martin, OE (AP-2nd; UPI-1st)
	Red Barron, B		George Webb, E (AP-2nd)		George Morris, LB (AP-1st; UPI-1st)
	Albert Staton, E	1942	Harvey Hardy, G (AP-1st)		Larry Morris, LB (AP-1st; UPI-3rd)
	Dummy LeBey, G		Clint Castleberry, B (AP-1st)		Bobby Moorhead, DB (AP-1st)
	Pup Phillips, C		George Manning, C (AP-2nd)		Orville Vereen, G (AP-2nd; UPI-2nd)
1920	Buck Flowers, B		Jack Marshall, E (AP-3rd)		Jake Shoemaker, OG (AP-2nd)
	Red Barron, B	1943	Phil Tinsley, E (AP-1st)		Ed Gossage G (AP-3rd; UPI-3rd)
	John Staton, E		John Steber, G (AP-1st)		Jeff Knox, E (AP-3rd)
	Bill Fincher, E		Bill Chambers, T (AP-1st)		Billy Teas, HB (AP-3rd)
1921	Judy Harlan, B		Eddie Prokop, B (AP-1st)		Bob Sherman, DT (AP-3rd)
	Red Barron, B		George Manning, C (AP-2nd)		Charlie Brannon, DB (AP-3rd)
	Albert Staton, T		Frank Beall, G (AP-2nd)	1953	Larry Morris, C (AP-1st; UPI-1st)
1922	Red Barron, B		Walt Kilzer, E (AP-2nd)		Glen Turner, B (AP-1st; UPI-2nd)
	Oscar Davis, G		Mickey Logan, B (AP-2nd)		Bob Sherman, T (AP-2nd; UPI-3rd)
	Claire Frye, C		Jim Wilson, E (AP-3rd)		Leon Hardeman, B (AP-2nd; UPI-2nd)
1923	Doug Wycoff, B		W.N. Smith, T (AP-3rd)		Sam Hensley, E (AP-3rd; UPI-2nd)
	John Staton, E		Charley Hoover, G (AP-3rd)		Billy Teas, B (AP-3rd; UPI-2nd)
1924	Doug Wycoff, B		Frank Broyles, B (AP-3rd)		Glenn Turner, B (UPI-2nd)
	Walter Godwin, G	1944	Phil Tinsley, E (AP-1st)		Orville Vereen, G (UPI-2nd)
1925	Doug Wycoff, B		Frank Broyles, E (AP-1st)	1954	Larry Morris, C (AP-2nd; UPI-1st)
	Walter Godwin, G		Maurice Furchgott, G (AP-2nd)		Franklin Brooks, G (AP-1st; UPI-1st)
	Owen Poole, C		Allen Bowen, B (AP-2nd)		Henry Hair, E (AP-1st; UPI-1st)
	Mack Tharpe, T		Roland Phillips, G (AP-3rd)		Jimmy Thompson, B (AP-3rd; UPI-3rd)
1927	Stumpy Thomason, B		George Mathews, B (AP-3rd)	1955	Franklin Brooks, G (AP-1st; UPI-1st)
	Peter Pund, C	1945	Bobby Davis, T		Henry Hair, E (UPI-1st)
	Frank Speer, T		Paul Duke, C (AP-2nd)		George Volkert, B (AP-2nd; UPI-3rd)
	Ed Crowley, E		George Mathews, B (AP-2nd)		Jimmy Morris, C (UPI-2nd)
1928	Warner Mizell, B		George Hills, G (AP-3rd)		Carl Vereen, T (UPI-3rd)
	Raleigh Drennon, G		Walt Kilzer, E (AP-3rd)		Wade Mitchell (UPI-3rd)
	Peter Pund, C	1946	Bobby Davis, T (AP-1st)	1956	Don Stephenson, C (AP-1st; UPI-1st)
	Frank Speer, T		Paul Duke, C (AP-1st)		Ken Owen, B (AP-1st; UPI-3rd)
	Ken Thrash, T		Frank Broyles, B (AP-1st)		Allen Ecker, G (AP-2nd; UPI-1st)
	Stumpy Thomason, B		Bill Healy, G (AP-2nd)		Paul Rotenberry, B (AP-2nd; UPI-2nd)
	Tom Jones, E		Pat McHugh, B (AP-3rd)		Carl Vereen, T (AP-3rd; UPI-2nd)
1930	Vance Maree, T	1947	Bobby Davis, T (AP-1st)		Tippy Vann, B (AP-3rd)
1932	Monk Neblett, C		Bill Healy, G (AP-1st)		Jimmy Johnson, G (UPI-2nd)
			Louis Hook, C (AP-3rd)		Wade Mitchell, QB (UPI-3rd)
			George Brodnax, E (AP-3rd)		George Volkert, B (UPI-3rd)
			Allen Bowen, B (AP-3rd)	1957	Don Stephenson, C (AP-1st; UPI-1st)
					Jerry Nabors, E (AP-2nd; UPI-2nd)

1958	Gerald Burch, T (AP-3rd) Maxie Baughan, C (AP-3rd) Floyd Faucette, B (AP-3rd)	Eric Thomas, LB (AP – 1st, UPI – 1st) Ken Swilling, DB (AP – 1st, UPI – 1st) Darryl Jenkins, T (AP – 2nd) Willie Burks, DT (AP – 2nd)	Nat Dorsey, T (1st) Greg Gathers, DE (1st) Luke Manget, PK (1st) Kelley Rhino, SP (1st)
1959	Maxie Baughan, C (AP-1st; UPI-2nd) Gerald Burch, T (UPI-2nd) Toby Deese, C (AP-2nd) Taz Anderson, B (AP-3rd) Billy Shaw, T (UPI-3rd)	1990 Ken Swilling, FS (1st) Calvin Tiggie, ILB (1st) Willie Clay, CB (1st) Joe Siffri, G (1st)	Jeremy Muyres, DB (2nd) Nick Rogers, DE (2nd) 2002 Jeremy Muyres, DB (1st) Nat Dorsey, T (2nd) Luke Manget, PK (2nd) Kerry Watkins, WR (2nd) Recardo Wimbush, LB (2nd)
1960	Billy Shaw, T (AP-1st; UPI-1st) Gerald Burch, T (AP-2nd; UPI-2nd) Billy Williamson, B (AP-2nd; UPI-2nd) Chick Graning, B (UPI-3rd) Ed Nutting, T (UPI-3rd)	2003 Marco Coleman, OLB (1st) Tom Covington, TE (2nd) Emmett Merchant, WR (2nd) Jeremiah McClary, DT (2nd) Shawn Jones, QB (2nd) Darryl Jenkins, T (2nd)	2003 James Butler, FS (1st) P.J. Daniels, RB (1st) Keyaron Fox, LB (1st) Eric Henderson, DE (1st) Hugh Reilly, C (1st) Jonathan Smith, WR (2nd) 2004 James Butler, FS (1st) Calvin Johnson, WR (1st) Travis Bell, PK (2nd) Eric Henderson, DE (2nd) Gerris Wilkinson, LB (2nd) Chris Reis, LB (hm)
1961	Dave Watson, G (AP-1st; UPI-1st) Harold Erickson, G (AP-2nd) Billy Williamson, B (AP-3rd; UPI-3rd) Rufus Guthrie, G (UPI-2nd)	1991 Willie Clay, CB (1st) Marco Coleman, OLB (1st) Mike Mooney, T (1st) Coleman Rudolph, DT (1st) Shawn Jones, QB (2nd) Greg Lester, FL (2nd)	2005 Calvin Johnson, WR (1st) P.J. Daniels, RB (2nd) Eric Henderson, DE (2nd) Dawan Landry, FS (2nd) Gerris Wilkinson, LB (2nd) Brad Honeycutt, OT (hm) 2006 Joe Anoa'i, DT (1st) Durant Brooks, P (1st) Calvin Johnson, WR (1st) Jammal Lewis, S (1st) Tashard Choice, RB (2nd) Adamm Oliver, DE (2nd) Philip Wheeler, LB (2nd) Reggie Ball, QB (hm) Andrew Gardner, OT (hm) KaMichael Hall, LB (hm)
1962	Rufus Guthrie, G (AP-1st; UPI-1st) Dave Watson, G (AP-3rd; UPI-1st) Billy Lothridge, QB (AP-1st; UPI-1st) Billy Martin, E (AP-2nd; UPI-1st) Larry Stallings, G (AP-3rd) Mike McNames, B (AP-3rd; UPI-3rd) Ted Davis, E (UPI-3rd)	1992 Scott Sisson, K (1st) Dorsey Levens, RB (1st) Jamal Cox, ILB (2nd) William Bell, RB (3rd) Brian Bravy, G (3rd) Michael Cheever, C (3rd)	2007 Travis Bell, PK (1st) Durant Brooks, P (1st) Tashard Choice, RB (1st) Andrew Gardner, OT (1st) Vance Walker, DT (1st) Darrell Robertson, DE (2nd) Kevin Tuminello, C (2nd) Philip Wheeler, LB (2nd) Jamal Lewis, S (hm)
1963	Billy Lothridge, QB (AP-1st; UPI-1st) Billy Martin, E (AP-1st; UPI-1st) Dave Simmons, C (AP-2nd) Ted Davis, E (UPI-3rd)	1993 Michael Cheever, C (2nd) Al Jackson, NG (2nd) Nathan Perryman, CB (2nd) Ron Rogers, ILB (2nd) C.J. Williams, TB (2nd)	2008 Jonathan Dwyer, RB (1st) Andrew Gardner, OT (1st) Michael Johnson, DE (1st) Vance Walker, DT (1st) Morgan Burnett, S (2nd) Cord Howard, OL (2nd) Darryl Richard, DT (2nd) Derrick Morgan, DE (hm) 2009 Sean Bedford, OL (1st) Jonathan Dwyer, RB (1st) Cord Howard, OL (1st) Derrick Morgan, DE (1st) Joshua Nesbitt, QB (1st) Demaryius Thomas, WR (1st) Morgan Burnett, S (2nd) Brad Jefferson, LB (hm)

**SEC COACH OF THE YEAR**

1939	William Alexander (Nashville Banner)
1951	Bobby Dodd (AP)

**ALL-SOUTHERN INDEPENDENT**

1968	John Sias, SE Joel Stevenson, TE Buck Shiver, LB Billy Kinard, DB	1996 Curtis McGee, T (1st) Harvey Middleton, FL (1st) Nathan Perryman, CB (2nd)	2007 Travis Bell, PK (1st) Durant Brooks, P (1st) Tashard Choice, RB (1st) Andrew Gardner, OT (1st) Vance Walker, DT (1st) Darrell Robertson, DE (2nd) Kevin Tuminello, C (2nd) Philip Wheeler, LB (2nd) Jamal Lewis, S (hm)
1969	Rock Perdoni, DT Jeff Ford, DB John Riggle, LB Joe Vitunic, OG	1997 Rodney Williams, P (1st) Keith Brooking, LB (2nd) Ken Celaj, T (2nd) Ralph Hughes, DE (2nd)	2008 Jonathan Dwyer, RB (1st) Andrew Gardner, OT (1st) Michael Johnson, DE (1st) Vance Walker, DT (1st) Morgan Burnett, S (2nd) Cord Howard, OL (2nd) Darryl Richard, DT (2nd) Derrick Morgan, DE (hm)
1970	Brent Cunningham, HB Bill Flowers, LB Jeff Ford, DB Richard Gardner, OG Rick Lantz, OT Rock Perdoni, DT	1998 Joe Hamilton, QB (1st) Craig Page, C (1st) Rodney Williams, P (1st) Jason Burks, G (2nd) Charlie Rogers, SP (2nd) Jesse Tarplin, DE (2nd) Travares Tillman, FS (2nd)	2009 Sean Bedford, OL (1st) Jonathan Dwyer, RB (1st) Cord Howard, OL (1st) Derrick Morgan, DE (1st) Joshua Nesbitt, QB (1st) Demaryius Thomas, WR (1st) Morgan Burnett, S (2nd) Brad Jefferson, LB (hm)
1971	Rick Lantz, OT	1999 DeZ White, SE (2nd) Joe Hamilton, QB (1st) Jon Carman, T (1st) Kelly Campbell, FL (1st) Jason Burks, G (2nd) Travares Tillman, FS (2nd) DeZ White, SE (2nd)	2010 Anthony Allen, RB (1st) Sean Bedford, C (1st) Omoregie Uzzi, G (2nd)

**ALL-ACC**

1982	Robert Lavette, TB	2000 Chris Brown, T (1st) Greg Gathers, DE (1st) Brent Key, G (1st) Luke Manget, PK (1st) Kelly Campbell, WR/SP (2nd) George Godsey, QB (2nd) Jeremy Muyres, DB (2nd) Nick Rogers, DE (2nd)	2010 Anthony Allen, RB (1st) Sean Bedford, C (1st) Omoregie Uzzi, G (2nd)
1984	John Dewberry, QB Tony Kepano, G (AP) Robert Lavette, TB Ken Whisenhunt, TE	2001 Joe Burns, RB (1st) Kelly Campbell, WR (1st)	2011 Omoregie Uzzi, G (1st)
1985	Cleve Pounds, DB Ted Roof, LB Pat Swilling, DE		
1986	Kyle Ambrose, DT John Davis, C Riccardo Ingram, DB		
1988	Cedric Stallworth, DB Willis Crockett, LB		
1989	Jerry Mays, RB (AP – 1st, UPI – 1st)		



HONORS AND AWARDS

	Julian Burnett, LB (2nd)	KeShun Freeman, DE (hm – M)
	Jeremiah Attaochu, LB (hm)	Jamal Golden, RET (hm – M)
	Rod Sweeting, CB (hm)	D.J. White, DB (hm – M)
2012	Omoregie Uzzi, G (1st – M, C)	2015 Adam Gotsis, DT (3rd – C, hm - M)
	Jeremiah Attaochu, LB (hm – M, C)	Freddie Burden, C (hm - C)
	T.J. Barnes, DT (hm – C)	Trey Braun, OL (hm - M)
	Jay Finch, C (hm – M, C)	Bryan Chamberlain, OL (hm - M)
	Jamal Golden, SP (hm – C)	2016 Freddie Burden, C (3rd – C, M)
	Will Jackson, OL (hm – M)	Harrison Butker, PK (hm - M)
	Orwin Smith, RB (hm – M, C)	Patrick Gamble, DL (hm - M)
2013	Shaquille Mason, G (1st – M; 3rd – C)	2017 KirVonte Benson, RB (2nd)
	Jeremiah Attaochu, DE (1st – C; 2nd – M)	Parker Braun, OL (2nd)
	Robert Godhigh, RB (hm – M)	Pressley Harvin III, P (3rd)
	Will Jackson, OL (hm – M)	Shamire Devine, OL (hm)
	David Sims, RB (hm – M, C)	2018 Parker Braun, OL (1st)
	Adam Gotsis, DL (2nd – M, C)	Pressley Harvin III, P (2nd)
2014	Zach Laskey, BB (2nd – M, C)	2019 Jordan Mason, RB (3rd)
	Shaquille Mason, OG (2nd – M, C)	David Curry, LB (hm)
	Quayshawn Nealy, LB (2nd – C, 3rd – M)	Jack DeFoor, OL (hm)
	DeAndre Smelter, WR (2nd – C, 3rd – M)	Tre Swilling, DB (hm)
	Justin Thomas, QB (2nd – C, 3rd – M)	2020 Pressley Harvin III, P (1st)
	Jamal Golden, DB (3rd – M, C)	David Curry, LB (hm)
	Freddie Burden, C (hm – M)	Jahmyr Gibbs, RB (hm)
	Bryan Chamberlain, OT (hm – M)	
	P.J. Davis, LB (hm – M)	
	Syrjyn Days, BB (hm – M, C)	

M – Media, C – Coaches

**TWO-TIME FIRST-TEAM ALL-ACC**

Robert Lavette .....	1982, 1984
Ken Swilling .....	1989, 1990
Willie Clay .....	1990, 1991
Coleman Rudolph .....	1991, 1992
Rodney Williams .....	1997, 1998
Joe Hamilton .....	1998, 1999
Kelly Campbell .....	1999, 2001
Greg Gathers .....	2000, 2001
Luke Manget .....	2000, 2001
James Butler .....	2003, 2004
Durant Brooks .....	2006, 2007
Andrew Gardner .....	2007, 2008
Vance Walker .....	2007, 2008
Jonathan Dwyer .....	2008, 2009
Sean Bedford .....	2009, 2010
Omoregie Uzzi .....	2011, 2012

**THREE-TIME FIRST-TEAM ALL-ACC**

Calvin Johnson .....	2004, 2005, 2006
----------------------	------------------

FIRST-TEAM ALL-ACC SELECTIONS BY POSITION / YEAR													
YEAR	TEAMS	RB	QB	WR	TE	OL	DL	LB	DB	P	K	SP	TOTAL
1982	8	1	–	–	–	–	–	–	–	–	–	–	1
1983	8	–	–	–	–	–	–	–	–	–	–	–	0
1984	8	1	1	–	1	1	–	–	–	–	–	–	4
1985	8	–	–	–	–	–	1	1	1	–	–	–	3
1986	8	–	–	–	–	1	1	–	1	–	–	–	3
1987	8	–	–	–	–	–	–	–	–	–	–	–	0
1988	8	–	–	–	–	–	–	1	1	–	–	–	2
1989	8	1	–	–	–	–	–	1	1	–	–	–	3
1990	8	–	–	–	–	1	–	2	2	–	–	–	5
1991	9	–	–	–	–	1	1	1	1	–	–	–	4
1992	9	–	–	–	–	–	1	–	–	–	1	–	2
1993	9	1	–	–	–	–	–	–	–	–	–	–	1
1994	9	–	–	1	–	–	–	–	–	–	–	–	1
1995	9	–	–	–	–	–	–	–	–	–	–	–	0
1996	9	–	–	1	–	1	–	–	–	–	–	–	2
1997	9	–	–	–	–	–	–	–	–	1	–	–	1
1998	9	–	1	–	–	1	–	–	–	1	–	–	3
1999	9	–	1	1	–	1	–	–	–	–	–	–	3
2000	9	–	–	–	–	2	1	–	–	–	1	–	4
2001	9	1	–	1	–	1	1	–	–	–	1	1	6
2002	9	–	–	–	–	–	–	–	1	–	–	–	1
2003	9	1	–	–	–	1	1	1	1	–	–	–	5
2004	11	–	–	1	–	–	–	–	1	–	–	–	2
2005	12	–	–	1	–	–	–	–	–	–	–	–	1
2006	12	–	–	1	–	–	1	–	1	1	–	–	4
2007	12	1	–	–	–	1	1	–	–	1	1	–	5
2008	12	1	–	–	–	1	2	–	–	–	–	–	4
2009	12	1	1	1	–	2	1	–	–	–	–	–	6
2010	12	1	–	–	–	1	–	–	–	–	–	–	2
2011	12	–	–	–	–	1	–	–	–	–	–	–	1
2012	12	–	–	–	–	1	–	–	–	–	–	–	1
2013	14	–	–	–	–	1	1	–	–	–	–	–	2
2014	14	–	–	–	–	–	–	–	–	–	–	–	0
2015	14	–	–	–	–	–	–	–	–	–	–	–	0
2016	14	–	–	–	–	–	–	–	–	–	–	–	0
2017	14	–	–	–	–	–	–	–	–	–	–	–	0
2018	14	–	–	–	–	1	–	–	–	–	–	–	1
2019	14	–	–	–	–	–	–	–	–	–	–	–	0
2020	15	–	–	–	–	–	–	–	–	1	–	–	1
<b>TOTAL</b>		<b>10</b>	<b>4</b>	<b>8</b>	<b>1</b>	<b>20</b>	<b>13</b>	<b>7</b>	<b>11</b>	<b>5</b>	<b>4</b>	<b>1</b>	<b>84</b>





ACC PLAYER OF THE YEAR

1999 Joe Hamilton, QB
2006 Calvin Johnson, WR
2008 Jonathan Dwyer, RB

ACC OFFENSIVE PLAYER OF THE YEAR

2008 Jonathan Dwyer, RB

ACC DEFENSIVE PLAYER OF THE YEAR

2009 Derrick Morgan, DE

ACC ROOKIE OF THE YEAR

1983 Cory Collier, TB
1985 Jerry Mays, TB
1989 Shawn Jones, QB
1991 Jimmy Lincoln, RB
2003 Reggie Ball, QB
2004 Calvin Johnson, WR

ACC COACH OF THE YEAR

1985 Bill Curry
1990 Bobby Ross
1998 George O'Leary
2000 George O'Leary
2008 Paul Johnson
2009 Paul Johnson
2014 Paul Johnson (M, C)

JACOBS BLOCKING TROPHY

1998 Craig Page, C

BRIAN PICCOLO AWARD

ACC'S MOST COURAGEOUS PLAYER

1989 Jerry Mays, RB
2000 Ed Wilder, FB
2013 Robert Godhigh, RB

ANTHONY J. MCKEVLIN AWARD

ACC MALE ATHLETE OF THE YEAR

1987 Riccardo Ingram
2000 Joe Hamilton

ACC 50TH ANNIVERSARY TEAM

SELECTED IN 2002

Marco Coleman, OLB
Joe Hamilton, QB
Ken Swilling, DB

ACC PLAYERS OF THE WEEK

2004

9/13 Rookie Calvin Johnson
10/11 Defensive Lineman Eric Henderson
10/18 Rookie Calvin Johnson
11/8 Rookie Rashaun Grant
Defensive Back Reuben Houston
11/15 Rookie Calvin Johnson
11/22 Rookie Calvin Johnson

2005

9/6 Offensive Lineman Brad Honeycutt
9/12 Offensive Back Reggie Ball
10/31 Defensive Lineman Eric Henderson
11/21 Defensive Back KaMichael Hall
Specialist Ben Arndt

2006

9/11 Defensive Back Jamal Lewis
9/25 Offensive Back Calvin Johnson
10/2 Offensive Back Calvin Johnson
Defensive Lineman Philip Wheeler
10/9 Defensive Back KaMichael Hall
10/30 Defensive Lineman Philip Wheeler
Specialist Durant Brooks
11/6 Offensive Back Calvin Johnson
11/20 Specialist Durant Brooks

2007

9/4 Offensive Lineman Andrew Gardner
Specialist Travis Bell
9/10 Rookie Jonathan Dwyer
10/1 Offensive Lineman Kevin Tuminello
10/15 Offensive Back Tashard Choice
Offensive Lineman Andrew Gardner
11/19 Specialist Durant Brooks

2008

9/1 Offensive Lineman Andrew Gardner
9/8 Defensive Lineman Darryl Richard
9/22 Offensive Lineman Andrew Gardner
10/6 Rookie Jaybo Shaw
10/13 Defensive Lineman Derrick Morgan
11/3 Defensive Lineman Michael Johnson
12/1 Offensive Back Roddy Jones

2009

9/12 Defensive Lineman Derrick Morgan
Specialist Scott Blair
9/26 Offensive Lineman Sean Bedford
Defensive Back Morgan Burnett
10/3 Defensive Lineman Brad Jefferson
10/10 Offensive Lineman Cord Howard
10/17 Offensive Lineman Sean Bedford
11/14 Offensive Lineman Cord Howard
Defensive Lineman Ben Anderson

2010

9/7 Offensive Lineman Sean Bedford
9/20 Defensive Lineman Izaan Cross
Specialist Scott Blair
10/4 Specialist Scott Blair
10/10 Offensive Back Anthony Allen
11/22 Defensive Back Mario Butler

2011

9/6 Receiver Stephen Hill
9/19 Offensive Lineman Omoregie Uzzi
9/26 Offensive Lineman Omoregie Uzzi
Linebacker Jeremiah Attaochu
Defensive Back Isaiah Johnson
Specialist Justin Moore
10/3 Specialist Rod Sweeting
10/17 Defensive Back Jemea Thomas
10/31 Defensive Back

2012

9/17 Offensive Lineman Will Jackson
11/5 Linebacker Jeremiah Attaochu
11/12 Linebacker Quayshawn Nealy
Specialist Jamal Golden

2013

9/16 Offensive Back Vad Lee
Offensive Lineman Shaquille Mason
9/23 Offensive Lineman Shaquille Mason
10/21 Linebacker Quayshawn Nealy
10/28 Defensive Back Jemea Thomas
11/4 Defensive Back Jemea Thomas
11/30 Defensive Lineman Jeremiah Attaochu

2014

9/22 Offensive Back Justin Thomas
Linebacker P.J. Davis
10/6 Offensive Lineman Shaquille Mason
10/27 Defensive Back Isaiah Johnson
11/3 Defensive Lineman KeShun Freeman
11/10 Offensive Back Synjyn Days
Offensive Lineman Shaquille Mason
Linebacker Quayshawn Nealy
11/17 Receiver DeAndre Smelter
Linebacker P.J. Davis
12/1 Co-Offensive Lineman Shaquille Mason
Defensive Back D.J. White

2015

10/9 Rookie Marcus Marshall
10/26 Defensive Back Jamal Golden
10/26 Specialist Lance Austin

2016

9/17 Offensive Lineman Freddie Burden
Rookie Dedrick Mills
10/1 Rookie Dedrick Mills
10/29 Offensive Back Justin Thomas
11/12 Defensive Back Lawrence Austin
Offensive Lineman Parker Braun
11/19 Defensive Back Lance Austin
Linebacker Brant Mitchell
11/26 Defensive Back Lance Austin

2017

9/5 Offensive Back TaQuon Marshall
9/25 Offensive Lineman Parker Braun
10/2 Defensive Back A.J. Gray
Offensive Lineman Kenny Cooper
10/23 Offensive Lineman Shamire Devine
11/13 Linebacker Brant Mitchell

2018

10/5 Quarterback TaQuon Marshall
Offensive Lineman Parker Braun
10/25 Offensive Lineman Parker Braun
Rookie Tobias Oliver
11/3 Defensive Lineman Anree Saint-Amour
Rookie Tobias Oliver
11/10 Linebacker John Johnson
11/17 Specialist Wesley Wells

2019

9/7 Linebacker Charlie Thomas
10/19 Specialist Pressley Harvin III
11/21 Defensive Lineman Jordan Domineck
Rookie James Graham

2020

9/12 Rookie Jeff Sims
Defensive Lineman Curtis Ryans
9/19 Rookie Jahmyr Gibbs
10/9 Rookie Jeff Sims
11/28 Rookie Jeff Sims
Offensive Lineman Zach Quinney
Defensive Lineman Jordan Domineck

**ALL-STAR GAMES****SENIOR BOWL****MOBILE, ALA.**

1951	Bob Bossons, C
1952	Ray Beck, G Ken Snyder, T Lamar Wheat, T
1954	Dave Davis, E Glenn Turner, E
1955	Bill Sennett, B
1957	Wade Mitchell, QB George Volkert, B
1958	Jerry Nabors, E
1961	Taz Anderson, B Gerald Burch, E Billy Shaw, T
1963	Rufus Guthrie, G Larry Stallings, G Ted Davis, C Billy Lothridge, B Billy Martin, E
1965	Bill Curry, C
1975	Jimmy Robinson, WR
1978	Lucius Sanford, LB
1979	Don Bessillieu, DB Kent Hill, OL
1982	Mike Kelley, QB
1985	Robert Lavette, RB
1986	Pat Swilling, DE Mike Travis, DB
1990	Darryl Jenkins, T
1991	Ken Swilling, DB Willie Clay, DB Mike Mooney, T
1992	Coleman Rudolph, DT
1994	Jamal Cox, ILB
1995	Michael Cheever, C Ryan Stewart, SS
1996	Nathan Perryman, CB
1997	Keith Brooking, LB
1999	Joe Hamilton, QB
2000	Chris Brown, T
2001	Kelly Campbell, WR
2003	Keyaron Fox, LB Daryl Smith, LB James Butler, FS
2004	Gerris Wilkinson, LB
2005	Mansfield Wrotto, T
2006	Durant Brooks, P
2007	Tashard Choice, RB Gary Guyton, LB Darrell Robertson, DE Philip Wheeler, LB
2008	Michael Johnson, DE Vance Walker, DT
2010	Anthony Allen, RB
2013	Jeremiah Attaochu, DE Jemea Thomas, DB
2014	Shaquille Mason, OG Darren Waller, WR
2016	Justin Thomas, DB
2019	Tyler Davis, TE Jared Southers, OL

**BLUE-GRAY GAME****MONTGOMERY, ALA.**

1945	Paul Duke, C
1948	George Brodnax, E
1962	Mike McNames, FB Bobby Caldwell, C Ed Griffin, T
1970	Richard Gardner, G Bubba Hoats, DB
1972	Rick Lantz, T
	Brad Bourne, T
1974	Jimmy Robinson, WR Billy Shields, T
	Joe Harris, LB Randy Rhino, DB
1975	Rick Gibney, T
1979	Henry Johnson, LB Al Richardson, LB
1980	Ben Utt, G
1981	Mike Kelley, QB
1982	David Lutz, T
1986	Reginald Rutland, DB Gary Lee, WR John Davis, G
	John Davis, G
1987	Rick Strom, QB
	Paul Jurgensen, DE Sean Smith, DT
1989	Sean Smith, DT
1992	Shawn Jones, QB
1993	Dorsey Levens, RB
1994	Jamal Cox, ILB

**COLLEGE ALL-STAR BOWL****GREENVILLE, S.C.**

2013	Jay Finch, C Will Jackson, OL Robert Godhigh, RB David Sims, RB
2014	Synjyn Days, RB

**EAST-WEST SHRINE GAME****VARIOUS SITES**

1925	Douglas Wycoff, FB
1967	Randall Edmunds, LB
1968	Terry Story, OT
1976	Leo Tierney, C
1978	Don Bessillieu, DB
1997	Ron Rogers, LB
1998	Rodney Williams, P
2001	George Godsey, QB Chris Young, DB
2003	Daryl Smith, LB
2005	Gerris Wilkinson, LB Dawan Landry, S Eric Henderson, DE
2006	KalMichael Hall, LB Kenny Scott, CB
2007	Gary Guyton, LB
2008	Daryl Richard, DT Jahi Word-Daniels, CB
2009	Cord Howard, G
2010	Mario Butler, CB
2013	Izaan Cross, DE Rod Sweeting, CB Jemea Thomas, DB
2013	Jemea Thomas, DB
2014	Darren Waller, WR
2015	Jamal Golden, DB D.J. White, DB

**GRIDIRON CLASSIC****ORLANDO, FLA.**

1998	Jason Bostic, CB DeLaunta Cameron, LB Craig Page, C Jesse Tarplin, DE Chris Myers, TE
2000	Felipe Claybrooks, DE Brent Key, G
2001	George Godsey, QB Nick Rogers, DE
2002	Kerry Watkins, WR Recardo Wimbush, LB
2003	Hugh Reilly, C
2004	Nate Curry, WR Jimmy Dixon, FB Darius Williams, TE

**HULA BOWL****HONOLULU / MAUI, HAWAII**

1955	Larry Morris, C
1958	Don Stephenson, C
1960	Maxie Baughan, C
1963	Dave Watson, G
1971	Renso Perdoni, T
1972	Smylie Gebhart, DE Jeff Ford, DB
1975	Randy Rhino, DB
1979	Eddie Lee Ivery, RB
1984	Jack Westbrook, DB
1985	Robert Lavette, RB
1988	Willis Crockett, LB
1991	Ken Swilling, DB
1993	Dorsey Levens, RB
1997	Harvey Middleton, SE
2003	Hugh Reilly, C
2005	P.J. Daniels, RB Damaris Bilbo, WR

**JAPAN BOWL****TOKYO, JAPAN**

1985	Andy Hearn, C
1986	John Davis, T
1989	Jerry Mays, RB

**LAS VEGAS ALL-AMERICAN CLASSIC****LAS VEGAS, NEV.**

2003	Jonathan Smith, WR
2004	Andy Tidwell-Neal, C Kyle Wallace, T
2005	Chris Reis, S

**NFLPA COLLEGIATE CLASSIC****CARSON, CALIF.**

2013	Orwin Smith, AB
2015	Patrick Skov, BB

**RAYCOM ALL-STAR FOOTBALL CLASSIC****MONTGOMERY, ALA.**

2013	T.J. Barnes, DE Travares Tillman, DB
------	---

**TROPICAL BOWL****DAYTONA BEACH, FLA.**

2016	Francis Kallon, DL
2017	J.J. Green, RB
2017	Lawrence Austin, DB
2017	KeShun Freeman, DE

**COLLEGE FOOTBALL HALL OF FAME**

NAME	ELECTED	AT TECH
William A. Alexander, Coach	1951	1920-1944
Maxie Baughan, Center	1988	1957-1959
Ray Beck, Guard	1997	1949-1951
Bobby Davis, Tackle	1978	1945-1947
Bobby Dodd, Coach	1993*	1945-1966
Bill Fincher, End / Tackle	1974	1918-1921
Buck Flowers, Halfback	1955	1918-1921
George Gardner, College Football Official		1933-1948
Bobby Gaston, College Football Official	1996	1943
Joe Guyon, Halfback / Tackle	1971	1917-1918
Joe Hamilton, Quarterback	2014	1996-1999
John W. Heisman, Coach	1954	1904-1919
Calvin Johnson, Wide Receiver	2018	2004-2006
George Morris, Linebacker	1981	1950-1952
Larry Morris, Center-Linebacker	1992	1951-1954
Randy Rhino, Defensive Back	2002	1972-1974
Peter Pund, Center	1963	1926-1928
Everett Strupper, Halfback	1972	1915-1917
Pat Swilling, Defensive End	2009	1982-1985

\* Elected as a player in 1959



**Calvin Johnson was honored for his College Football Hall of Fame induction during Georgia Tech's win over Miami in 2018.**



**BOBBY DODD GEORGIA TECH HEAD COACH (1945-66)**

Georgia Tech's legendary coach was inducted posthumously into the College Football Hall of Fame in December 1993. Also inducted to the College Hall of Fame in 1959 in honor of his playing career at Tennessee, Dodd and Amos Alonzo Stagg are the only inductees enshrined as both a player and a coach.

**HELMS FOUNDATION HALL OF FAME**

NAME	AT TECH
John W. Heisman, Coach	1904-19
William A. Alexander, Coach	1920-44
Bobby Dodd, Coach	1945-66
Ned West, Sports Information Director	1952-76
Walker Carpenter, Tackle	1915-17
Everett Strupper, Halfback	1915-17
Bill Fincher, End / Tackle	1918-20
Don Stephenson, Center	1955-57

## FOOTBALL REPRESENTATIVES IN THE GEORGIA TECH SPORTS HALL OF FAME

NAME, POS., LAST YEAR.....	INDUCTED		
Taz Anderson, E, 1960*	1982	Sam Hensley, E, 1954	1971
D.I. "Red" Barron, HB, 1922*	1959	Harrison Hightower, HB, 1909	1970
Maxie Baughan, C, 1959*	1965	Albert Hill, QB, 1917	1966
Ray Beck, G, 1951*	1956	Drew Hill, WR, 1978	1998
Don Bessilleu, DB, 1978	1986	Kent Hill, WR, 1978*	2006
Travis Bell, K, 2007	2021	John Hunsinger, RB, 1954	1996
W.J. Blane, LB, 1966	1991	Riccardo Ingram, FS, 1987	1995
Bob Bossons, C, 1950	1968	Bob Ison, E, 1940	1956
Dinky Bowen, HB, 1949	1974	Eddie Lee Very, HB, 1978	1983
Jim Breland, C, 1967	1978	Calvin Johnson, WR, 2006	2016
George Brodnax, E, 1949*	1964	Michael Johnson, DL, 2008	2018
Keith Brooking, LB, 1997*	2007	Ed Jones, E, 1937	1971
Durant Brooks, P, 2007	2017	Tom Jones, E, 1931	1975
Franklin Brooks, G, 1957	1970	Bill Jordan, E, 1938	1956
J.L. Brooks, G, 1939	1975	Jimmy Jordan, HB, 1949	1971
Chris Brown, OT, 2000	2010	Mike Kelley, QB, 1981	1991
Lob Brown, TE, 1905	1966	Kim King, QB, 1968*	1978
Pete Brown, C, 1952*	1974	M.J. "Dutch" Konemann, HB, 1936	1969
Frank Broyles, QB-HB, 1946*	1960	Robert Lavette, RB, 1984	1990
Morgan Burnett, DB, 2009	2020	C.D. LeBey, G, 1921	1979
Joe Burns, RB, 2001	2015	Al Loeb, C, 1914	1959
Gerry Bussell, LB, 1994	1986	Billy Lothridge, QB, 1963*	1969
James Butler, FS, 2004	2014	David Lutz, OL, 1982	2003
Kelly Campbell, WR, 2001	2013	Luke Manget, PK, 2002	2014
Jon Carman, OL, 1999	2012	Vance Maree, T, 1931	1971
Walker Carpenter, T, 1918	1965	Billy Martin, E, 1964	1969
Clint Castleberry, HB, 1942*	1956	Buck Martin, E, 1953	1970
N.M. "Hawk" Cavette, G-P, 1941	1972	George Mathews, HB, 1947*	1973
Jack Chivington, C, 1939	1977	Jerry Mays, RB, 1989	1997
Tashard Choice, RB, 2007	2019	Eddie McAshan, QB, 1972	1995
Lewis "Automobile" Clark, FB, 1905	1961	Jack McDonough, QB, 1923	1962
Willie Clay, CB, 1991	2002	Pat McHugh, HB, 1946	1973
Marco Coleman, DE, 1991	2001	Gus Merkle, E, 1926	1972
Tom Coleman, Jr., T, 1949	2001	Harvey Middleton, WR, 1997	2011
Darrell Crawford, QB, 1953	1975	Hal Miller, T, 1953*	1964
Brent Cunningham, HB, 1971	1982	Waide Mitchell, QB, 1956*	1976
Bill Curry, C, 1964*	1969	Walter Mitchell, E, 1923	1968
Bobby Davis, T, 1947*	1956	Warner Mizell, HB, 1929	1974
J.W. "20 Percent" Davis, FB, 1909	1958	Bobby Moorhead, DB, 1952	1971
Oscar Davis, G, 1922	1964	Derrick Morgan, DL, 2009	2019
Ted Davis, E, 1963	1980	George Morris, C, 1952*	1956
John Davis, T, 1986	1991	Larry Morris, C, 1954*	1959
W.A. "Wink" Davis, HB, 1933	1986	Buck Murphy, QB-LB, 1939	1972
A.M. "Bum" Day, C, 1918	1984	Jerry Nabors, E, 1957	1986
Craig Day, E, 1905	1962	H.C. "Monk" Nebblett, C, 1932	1974
John Dewberry, QB, 1985	1992	Ken Owen, FB, 1957	1979
Raleigh Drennon, G, 1929	1975	Craig Page, OL, 1998	2009
Paul Duke, C, 1946*	1963	Pat Patterson, T, 1912	1977
Dan Dyke, P, 2002	2015	James "Red" Patton, 1950	2002
Bill Eastman, DB, 1967	1985	Renso "Rock" Perdoni, T, 1970	1979
Allen Ecker, G, 1957	1978	George Phillips, C, 1919*	1968
Howard Ector, FB-QB, 1939	1960	Jack Phillips, FB, 1934	1979
Pete Ferris, E, 1951	1980	Jerry Priestley, QB, 1965	1982
K.J. "Wooch" Fielder, HB, 1914	1961	Eddie Prokop, HB, 1943	1969
Bill Fincher, E-T, 1920*	1956	H.R. "Peter" Pund, C, 1928*	1958
Middleton FitzSimmons, G, 1937	1974	Steve Raible, WR/TE, 1975	2004
Buck Flowers, HB, 1920*	1956	Randy Rhino, DB, 1974*	1981
Jeff Ford, DB, 1971	1983	L.W. "Chip" Robert, HB, 1908*	1959
George Gardner, E, 1925*	1965	Jimmy Robinson, E, 1974*	1981
Smylie Gebhart, E, 1971	1980	Pepper Rodgers, QB, 1953*	1970
George Godsey, QB, 2001	2012	Ted Root, LB, 1985	1998
Roy Goree, E, 1912	1976	Paul Rotenberg, HB, 1956	1962
Johnny Gresham, HB, 1965	1978	Jakie Rudooph, S, 1952	2015
Rufus Guthrie, G, 1963*	1971	Lucius Sanford, LB, 1977	1985
Joe Guyon, HB, 1918*	1956	Billy Shaw, T, 1960*	1979
Henry Hair, E, 1954	1975	Billy Shields, T, 1974	1985
Joe Hamilton, QB, 1999	2009	John Sias, E, 1968	1982
Leon Hardeman, HB, 1953*	1961	David Sims, HB, 1976	1984
Harvey Hardy, G, 1943	1968	Scott Sisson, PK, 1992	2003
Judy Harlan, FB, 1921	1960	Fletcher Sims, HB, 1937	1968
Joe Harris, LB, 1974	2000	Jim Slocum, E, 1933	1979
Bill Healy, G, 1949*	1956	George Smith, E, 1938	1979
Bunky Henry, K, 1966	1984	Lenny Snow, HB, 1967	1976
		Lum Snyder, T, 1952	1968
		Jimmy Southard, QB, 1949	1994
		Frank Speer, T, 1930	1971
		Tommy Spence, FB, 1917	1976
		Larry Stallings, T, 1962	1979
		Albert Staton, E-T, 1922*	1963
		John Staton, E, 1924	1965
		John Steber, G, 1946	1975
		Don Stephenson, C, 1957*	1966
		Everett "Strup" Strupper, HB, 1917*	1956
		Ken Swilling, FS, 1991	2001
		Pat Swilling, DE, 1985*	1991
		Bill Teas, HB, 1954	1963
		Mack Tharpe, T, 1926	1961
		Bob Tharpe, T, 1934	1966
		J.G. "Stumpy" Thomason, HB, 1928	1958
		Jesse Thrash, T, 1903	1962
		Phil Tinsley, E, 1946	1970
		Glenn Turner, FB, 1953	1977
		Orville Vereen, G, 1955	1977
		Vance Walker, DT, 2008	2021
		Dave Watson, G, 1963	1980
		Lamar Wheat, T, 1953	1968
		Reggie Wilkes, DE, 1977	1989
		Pea Wee Williams, T, 1934	na
		Rodney Williams, P, 1998	2011
		Dr. Sid Williams, 1951	1999
		Bill Williamson, HB, 1961	2013
		Charlie Wood, T, 1940	1973
		Doug Wycoff, FB, 1925*	1956

### COACHES

Gen. Leonard Wood, 1893-1894	1964
John W. Heisman, 1904-1919*	1964
William A. Alexander, 1920-1944*	1963
R.L. "Bobby" Dodd, 1945-1968*	1967
Bobby Ross, 1987-1991	2007
George O'Leary, 1994-2000	2020

### SPORTS MEDICINE

H.L. "Buck" Andel, 1948-68 (trainer)	1968
Dr. Aaron King (dentist)	2004
Jay Shoop, 1987-89, 2002-17 (trainer)	2019

### STUDENT MANAGERS

Hiram C. Allen III, 1951	1985
Ted Arno, 1948	1982
L. Massey Clarkson Jr., 1949	1979
Gus Georgetown, 1985	2006
Charlie Germany, 1975	2015
Frank Peoples, 1949	1979
Charles E. Reeves, 1959	1981

### STUDENT TRAINERS

John Van Houten, 1959	1979
Sam F. "Bo" Burke Jr., 1968	1984
Clay Farr, 1996	2009
Edward P. West Jr., 1972	1986
Charles R. LaVallee, 1968	1986
Tommy Roberts, 1980	1990

### SPORTS INFORMATION

Ned West, 1952-1976	1976
---------------------	------

### HONORARY

Al Ciraldo, "Voice of the Ramblin' Wreck"	
Wes Durham "Voice of the Yellow Jackets"	

*\*Member of State of Georgia Sports Hall of Fame*



**GEORGIA TECH'S FIRST-ROUND NFL DRAFT PICKS**

YEAR	RD	PK	NAME, POSITION	TEAM	YEAR	RD	PK	NAME, POSITION	TEAM
1945	1	4	Eddie Prokop, B	Boston Patriots	1992	1	12	Marco Coleman, OLB	Miami Dolphins
1955	1	6	Larry Morris, C	Los Angeles Rams	1998	1	12	Keith Brooking, LB	Atlanta Falcons
1963	1	10	Rufus Guthrie, G	Los Angeles Rams	2007	1	2	Calvin Johnson, WR	Detroit Lions
1964	1	8	Ted Davis, LB	San Diego Chargers*	2010	1	22	Demaryius Thomas, WR	Denver Broncos
1979	1	15	Eddie Lee Ivery, RB	Green Bay Packers	2010	1	16	Derrick Morgan, DE	Tennessee Titans
1979	1	26	Kent Hill, T	Los Angeles Rams					* AFL Draft

**EARLY ERA**

1936-59

YEAR	RD	PK	NAME, POSITION	TEAM
1937	10	92	Middleton Fitzsimmons, G	Chicago Cardinals
1938	5	38	M.J. "Dutch" Konemann, B	New York Giants
	8	70	Fletcher Sims, B	Chicago Bears
1940	20	188	Buck Murphy, B	Washington Redskins
1943	26	243	Harvey Hardy G,	Brooklyn Dodgers
1944	17	172	Ed Ryckley, E,	Chicago Bears
1945	1	4	Eddie Prokop, B	Boston Yanks
	7	61	John Steber, G	Washington Redskins
1946	3	19	Frank Broyles, QB	Chicago Bears
	4	30	Paul Duke, C	New York Giants
	12	108	W.P. McHugh, P	Philadelphia Eagles
	14	126	George Hills, G	Green Bay Packers
	16	146	Dean Gaines, T	Green Bay Packers
	27	256	Ed Holtsinger, B	Green Bay Packers
	27	258	Chuck Murdoch, E	Detroit Lions
	27	259	Roland Phillips, T	Washington Redskins
	30	289	William O. (Tex) Ritter, B	Washington Redskins
1947	6	44	Bob Davis, T	New York Giants
	12	100	George B. Hills, G	Green Bay Packers
	2	10	Bob Davis, T	Buffalo Bills [AAFC]
	3	22	Paul Duke, C	S.F. 49ers [AAFC]
	10	78	Frank Broyles, QB	S.F. 49ers [AAFC]
	11	87	Bill Healy, G	N.Y. Yankees [AAFC]
	13	100	R.J. Jordan, E	Chicago Rockets [AAFC]
1948	5	29	Bill Healy, G	Boston Yanks
	16	145	Jim Still, QB	Chicago Cardinals
	18	156	George Mathews, B	New York Giants
	28	262	J.L. Bowen, B	Pittsburgh Steelers
	20	133	Frank Ziegler, B	L.A. Dons [AAFC]
	26	181	Jim Still, QB	L.A. Dons [AAFC]
1949	3	29	Frank Ziegler, B	Philadelphia Eagles
	5	42	George Brodnax, E	Detroit Lions
	8	80	Joe E. Brown, B	Chicago Cardinals
	25	247	Clay Matthews, T	Los Angeles Rams
	5	36	George Brodnax, E	S.F. 49ers [AAFC]
	15	112	L.E. Glenn, T	N.Y. Yankees [AAFC]
	16	125	J.L. Bowen, B	Cleveland Browns [AAFC]
1951	13	148	Dick Harvin, E	San Francisco 49ers
	14	169	Rob McCoy, B	Los Angeles Rams
	15	177	Bobby North, B	Philadelphia Eagles
	27	316	Bob Bossons, C	Green Bay Packers
1952	2	23	Ray Beck, G	New York Giants
	3	29	Lum Snyder, T	Philadelphia Eagles
	17	195	Darrell Crawford, B	Chicago Cardinals
1953	2	21	George Morris, C	San Francisco 49ers
	4	39	Buck Martin, E	Chicago Cardinals
	5	57	Hal Miller, T	San Francisco 49ers
	10	118	Pete Brown, G	San Francisco 49ers
	13	146	Bobby Moorhead, B	Baltimore Colts
	23	272	Jeff Knox, E	Philadelphia Eagles
1954	3	34	Henry Hair, E	Los Angeles Rams
	7	77	Glenn Turner, HB	Baltimore Colts

	9	99	Dave Davis, E	Green Bay Packers
	13	154	Sam Hensley, E	Los Angeles Rams
	15	171	Ed Gossage, T	San Francisco 49ers
	16	190	Roger Frey, T	Los Angeles Rams
	19	226	Frank Givens, T	Los Angeles Rams
	23	269	Leon Hardeman, HB	Baltimore Colts
	27	293	Pepper Rodgers, QB	Baltimore Colts
	27	317	Bill Sennett, E	Baltimore Colts
1955	1	7	Larry Morris, C	Los Angeles Rams
	8	91	Billy Teas, RB	Los Angeles Rams
	14	160	John Lee, B	Baltimore Colts
	21	246	Rees Phenix, T	Pittsburgh Steelers
1956	20	234	Dickie Mattison, B	Chicago Cardinals
	25	299	Franklin Brooks, G	Washington Redskins
1957	4	41	Carl Vereen, T	Green Bay Packers
	6	66	George Volkert, B	Pittsburgh Steelers
	12	141	Wade Mitchell, QB	Washington Redskins
	21	249	Sam Owen, B	Washington Redskins
	26	309	Paul Rotenberg, RB	Washington Redskins
	27	321	Ormand Anderson, T	Washington Redskins
1958	3	28	Stan Flowers, RB	Washington Redskins
	16	182	Arley Finley, T	Green Bay Packers
	19	222	Don Stephenson, C	Washington Redskins
	30	353	Ted Smith, E	Washington Redskins
1959	11	122	Floyd Faucette, B	Chicago Cardinals
	17	197	Jack Rudolph, LB	Detroit Lions
	18	206	Jim Benson, B	Philadelphia Eagles
	20	234	Toby Deese, T	San Francisco 49ers

**AFL/NFL ERA**

1960-66

YEAR	RD	PK	NAME, POSITION	TEAM
1960	2	20	Maxie Baughan, C	Philadelphia Eagles
	6	67	Emmett Wilson, T	Philadelphia Eagles
	7	80	Taz Anderson, HB	Cleveland Browns
			Jack Rudolph, LB	Boston Patriots [AFL]
			Taz Anderson, HB	Dallas Texans [AFL]
			Toby Deese, T-G	Dallas Texans [AFL]
			Tom Roberts, T-G	Denver Broncos [AFL]
			Emmett Wilson, T	Denver Broncos [AFL]
			Floyd Faucette, HB	L.A. Chargers [AFL]
			Maxie Baughan, C	Minneapolis [AFL]
1961	2	27	Ed Nutting, T	Cleveland Browns
	9	120	Chick Graning, HB	St. Louis Cardinals
	14	184	Billy Shaw, T	Dallas Cowboys
	20	270	Al Lederle, E	Los Angeles Rams
	2		Billy Shaw, T	Buffalo Bills [AFL]
	11		Marvin Tibbets, HB	Dallas Texans [AFL]
	13		Gerald Burch, E	Oakland Raiders [AFL]
	15		Ed Nutting, T	Dallas Texans [AFL]
	18		Chick Graning, HB	Denver Broncos [AFL]
1962	17	227	Dave Steadman, T	Los Angeles Rams
	19	264	Harold Ericksen, G	Philadelphia Eagles
	23	179	Russ Foret, T	Dallas Texans [AFL]
	33	263	Al Lederle, E	Houston Oilers [AFL]



1963	1	10	Rufus Guthrie, G	Los Angeles Rams	1979	1	15	Eddie Lee Ivery, RB	Green Bay Packers
	5	57	Joe Auer, HB	Los Angeles Rams		1	26	Kent Hill, T	Los Angeles Rams
	9	122	Dave Watson, LB	Chicago Bears		5	134	Don Bessillieu, DB	Miami Dolphins
	12	162	Bob Caldwell, C	Washington Redskins		8	201	Roy Simmons, G	New York Giants
	14	190	Tom Windinger, HB	Washington Redskins		11	298	Michael Taylor, T	Houston Oilers
	18	241	Larry Stallings, LB	St. Louis Cardinals		11	299	Mike Blanton, DE	Miami Dolphins
	2	10	Rufus Guthrie, G	S.D. Chargers [AFL]		12	328	Drew Hill, WR	Los Angeles Rams
	9	68	Larry Stallings, LB	Buffalo Bills [AFL]	1980	7	174	Henry Johnson, LB	Minnesota Vikings
	11	87	Dave Watson, LB	Boston Patriots [AFL]		8	201	Al Richardson, LB	Atlanta Falcons
	15	120	Joe Auer, HB	Dallas Texans [AFL]		10	266	Tom Daniel, C	New England Patriots
1964	2	21	Billy Martin, E	Chicago Bears	1982	6	149	Mike Kelley, QB	Atlanta Falcons
	4	50	Ted Davis, LB	Baltimore Colts	1983	2	34	David Lutz, OL	Kansas City Chiefs
	6	73	Bill Lothridge, QB	Dallas Cowboys		6	146	Ellis Gardner, OL	Kansas City Chiefs
	20	279	Bill Curry, C	Green Bay Packers		11	280	Jim Bob Taylor, QB	Baltimore Colts
	1	8	Ted Davis, LB	S.D. Chargers [AFL]	1984	10	251	Ronny Cone, RB	New York Jets
	2	10	Bill Martin, E	Kansas City Chiefs [AFL]	1985	4	103	Robert Lavette, RB	Dallas Cowboys
	12	95	Bill Lothridge, QB	Oakland Raiders [AFL]		12	313	Ken Whisenhunt, TE	Atlanta Falcons
	23	183	Bill Curry, C	Oakland Raiders [AFL]	1986	3	60	Pat Swilling, OLB	New Orleans Saints
1965	2	22	Dave Simmons, LB	St. Louis Cardinals		7	178	Mark Pike, DT	Buffalo Bills
	2	26	Gerry Bussell, HB	Cleveland Browns		12	333	Mike Travis, DB	San Diego Chargers
	9	125	Tom Bleick, HB	Baltimore Colts	1987	4	100	Reginald Rutland, DB	Minnesota Vikings
	17	231	Dave Austin, E	Philadelphia Eagles		11	287	John Davis, OL	Houston Oilers
	5		Dave Simmons, LB	Buffalo Bills [AFL]		12	315	Gary Lee, WR	Detroit Lions
	9		Gerry Bussell, HB	Denver Broncos [AFL]		12	319	Tyrone Sorrells, TE	New Orleans Saints
	9		Tom Bleick, HB	Houston Oilers [AFL-R]	1988	8	202	Sammy Lilly, DB	New York Giants
	10		Dave Austin, E	New York Jets [AFL-R]	1989	5	119	Willis Crockett, LB	Dallas Cowboys
1966	12	176	Craig Baynham, E	Dallas Cowboys		11	281	Cedric Stallworth, DB	Green Bay Packers
	17	255	Jim Breland, C	San Francisco 49ers	1990	11	280	Sean Smith, DE	New England Patriots
	18	264	Bill Moorcer, C	Philadelphia Eagles	1991	7	174	Calvin Tiggie, LB	Tampa Bay Buccaneers
	9		Craig Baynham, E	Miami Dolphins [AFL-R]		10	268	Jim Lavin, G	Cincinnati Bengals
	10		Bill Moorcer, C	Buffalo Bills [AFL-R]	1992	1	12	Marco Coleman, OLB	Miami Dolphins

**COMMON ERA**

1967-69

YEAR	RD	PK	NAME, POSITION	TEAM
1967	13	322	Lamar Wright, G	Detroit Lions
	15	374	Sam Burke, DB	Detroit Lions
1968	7	171	Lenny Snow, RB	Minnesota Vikings
	8	217	Randall Edmunds, LB	Miami Dolphins
	11	282	Kim King, QB	Pittsburgh Steelers
1969	9	232	Larry Good, QB	Baltimore Colts
	13	321	John Sias, WR	Denver Broncos
	15	384	Joel Stevenson, TE	Cleveland Browns
	17	421	Terry Story, T	Cincinnati Bengals

**MODERN ERA**

1970-PRESENT

YEAR	RD	PK	NAME, POSITION	TEAM
1971	16	396	Steve Harkey, WR	New York Jets
1973	16	408	Mike Oven, TE	San Francisco 49ers
	17	420	Eddie McAshan, QB	New England Patriots
1975	6	136	Billy Shields, T	San Diego Chargers
	8	197	Joe Harris, LB	Chicago Bears
	14	343	Randy Rhino, DB	New Orleans Saints
	15	367	Jimmy Robinson, WR	Atlanta Falcons
1976	2	59	Steve Raible, WR	Seattle Seahawks
	11	310	Rick Gibney, DT	Baltimore Colts
	16	432	Jeff Urczyk, G	Seattle Seahawks
	17	483	Danny Myers, QB	St. Louis Cardinals
1977	7	189	David Sims, RB	Seattle Seahawks
	11	283	Tony Daykin, LB	Detroit Lions
	12	325	Leo Tierney, C	Cleveland Browns
1978	3	66	Reggie Wilkes, LB	Philadelphia Eagles
	4	89	Lucius Sanford, LB	Buffalo Bills
	6	147	Randy Pass, G-C	New York Giants
	1	26	Kent Hill, T	Los Angeles Rams
	5	134	Don Bessillieu, DB	Miami Dolphins
	8	201	Roy Simmons, G	New York Giants
	11	298	Michael Taylor, T	Houston Oilers
	11	299	Mike Blanton, DE	Miami Dolphins
	12	328	Drew Hill, WR	Los Angeles Rams
1980	7	174	Henry Johnson, LB	Minnesota Vikings
	8	201	Al Richardson, LB	Atlanta Falcons
	10	266	Tom Daniel, C	New England Patriots
1982	6	149	Mike Kelley, QB	Atlanta Falcons
1983	2	34	David Lutz, OL	Kansas City Chiefs
	6	146	Ellis Gardner, OL	Kansas City Chiefs
	11	280	Jim Bob Taylor, QB	Baltimore Colts
1984	10	251	Ronny Cone, RB	New York Jets
1985	4	103	Robert Lavette, RB	Dallas Cowboys
	12	313	Ken Whisenhunt, TE	Atlanta Falcons
1986	3	60	Pat Swilling, OLB	New Orleans Saints
	7	178	Mark Pike, DT	Buffalo Bills
	12	333	Mike Travis, DB	San Diego Chargers
1987	4	100	Reginald Rutland, DB	Minnesota Vikings
	11	287	John Davis, OL	Houston Oilers
	12	315	Gary Lee, WR	Detroit Lions
	12	319	Tyrone Sorrells, TE	New Orleans Saints
1988	8	202	Sammy Lilly, DB	New York Giants
1989	5	119	Willis Crockett, LB	Dallas Cowboys
	11	281	Cedric Stallworth, DB	Green Bay Packers
1990	11	280	Sean Smith, DE	New England Patriots
1991	7	174	Calvin Tiggie, LB	Tampa Bay Buccaneers
	10	268	Jim Lavin, G	Cincinnati Bengals
1992	1	12	Marco Coleman, OLB	Miami Dolphins
	4	108	Mike Mooney, T	Houston Oilers
	7	184	Ken Swilling, SS	Tampa Bay Buccaneers
	8	221	Willie Clay, CB	Detroit Lions
	11	300	Tom Covington, TE	San Francisco 49ers
1993	2	36	Coleman Rudolph, DT	New York Jets
	5	113	Scott Sisson, K	New England Patriots
1994	5	148	Gary Brown, T	Pittsburgh Steelers
	5	149	Dorsey Levens, RB	Green Bay Packers
1995	5	151	Lethon Flowers, DB	Pittsburgh Steelers
	6	173	Charlie Simmons, SE	Green Bay Packers
	7	229	Jamal Cox, LB	Chicago Bears
1996	2	60	Michael Cheever, C	Jacksonville Jaguars
	3	76	Ryan Stewart, DB	Detroit Lions
1998	1	12	Keith Brooking, LB	Atlanta Falcons
	6	154	Ron Rogers, LB	Baltimore Ravens
1999	4	107	Nate Stimson, LB	Washington Redskins
	5	152	Charlie Rogers, WR	Seattle Seahawks
	7	252	Rodney Williams, P	St. Louis Rams
2000	2	58	Travares Tillman, DB	Buffalo Bills
	3	69	Dez White, WR	Chicago Bears
	7	234	Joe Hamilton, QB	Tampa Bay Buccaneers
2002	6	177	Nick Rogers, LB	Minnesota Vikings
	7	228	Chris Young, DB	Denver Broncos
2003	s-2		Tony Hollings, RB	Houston Texans
2004	2	39	Daryl Smith, LB	Jacksonville Jaguars
	3	91	Tony Hargrove, DE	St. Louis Rams
	3	93	Keyaron Fox, LB	Kansas City Chiefs
	4	115	Nat Dorsey, T	Minnesota Vikings
	7	214	Jonathan Smith, WR	Buffalo Bills
2006	3	96	Gerris Wilkinson, LB	New York Giants
	4	132	P.J. Daniels, RB	Baltimore Ravens
	5	146	Dawan Landry, S	Baltimore Ravens
2007	1	2	Calvin Johnson, WR	Detroit Lions
	4	124	Mansfield Wrotto, T	Seattle Seahawks

2008	3	93	Philip Wheeler, LB	Indianapolis Colts
	4	122	Tashard Choice, RB	Dallas Cowboys
	6	168	Durant Brooks, P	Washington Redskins
2009	3	70	Michael Johnson, DE	Cincinnati Bengals
	6	181	Andrew Gardner, OT	Miami Dolphins
	7	210	Vance Walker, DT	Atlanta Falcons
	7	234	Darryl Richard, DT	New England Patriots
2010	1	16	Derrick Morgan, DE	Tennessee Titans
	1	22	Demaryius Thomas, WR	Denver Broncos
	3	71	Morgan Burnett, S	Green Bay Packers
	6	188	Jonathan Dwyer, RB	Pittsburgh Steelers
2011	7	225	Anthony Allen, RB	Baltimore Ravens
	2	43	Stephen Hill, WR	New York Jets
2012	2	50	Jeremiah Attaochu, LB	San Diego Chargers
	6	206	Jemea Thomas, DB	New England Patriots
	7	223	Brandon Watts, LB	Minnesota Vikings
2015	4	131	Shaquille Mason, C	New England Patriots
	4	132	DeAndre Smelter, WR	San Francisco 49ers
	6	204	Darren Walker, WR	Baltimore Ravens
2016	2	63	Adam Gotsis, DT	Denver Broncos
	6	178	D.J. White, DB	Kansas City Chiefs
2017	7	233	Harrison Butker, PK	Carolina Panthers
	6	206	Tyler Davis, TE	Jacksonville Jaguars
2021	6	209	Jalen Camp, WR	Jacksonville Jaguars
	7	254	Pressley Harvin III, P	Pittsburgh Steelers

**YELLOW JACKETS IN THE SUPER BOWL**

PLAYER	TEAM	SUPER BOWL	YEAR
Anthony Allen	Baltimore Ravens	XLVII	2013
Don Bessillieu	Los Angeles Raiders	XVIII	1984
Keith Brooking	Atlanta Falcons	XXXIII	1999
Gary Brown	Green Bay Packers	XXXI	1997
Morgan Burnett	Green Bay Packers	XLV	2011
Harrison Butker	Kansas City Chiefs	LIV	2020
	Kansas City Chiefs	LV	2021
James Butler	New York Giants	XLII	2008
Delaunta Cameron	Tennessee Titans	XXXIV	2000
Willie Clay	New England Patriots	XXXI	1997
Bill Curry	Green Bay Packers	I	1967
	Baltimore Colts	III	1969
	Baltimore Colts	V	1971
John Davis	Buffalo Bills	XXV	1991
	Buffalo Bills	XXVIII	1994
Lethon Flowers	Pittsburgh Steelers	XXX	1996
Keyaron Fox	Pittsburgh Steelers	XLIII	2009
Gary Guyton	New England Patriots	XLVI	2012
Joe Hamilton	Tampa Bay Buccaneers	XXXVII	2003
Tony Hargrove	New Orleans Saints	XLIV	2010
Joe Harris	Los Angeles Rams	XIV	1980
Drew Hill	Los Angeles Rams	XIV	1980
Kent Hill	Los Angeles Rams	XIV	1980
Dorsey Levens	Green Bay Packers	XXXI	1997
	Green Bay Packers	XXXII	1998
	Philadelphia Eagles	XXXIX	2005
Billy Lothridge	Miami Dolphins	VII	1973
Shaq Mason	New England Patriots	LI	2017
	New England Patriots	LII	2018
	New England Patriots	LIII	2019
Michael Matthews	New York Giants	XLII	2008
Curtis McGee	St. Louis Rams	XXXIV	2000
Craig Page	Tennessee Titans	XXXIV	2000
Mark Pike	Buffalo Bills	XXV	1991
	Buffalo Bills	XXVIII	1994
Chris Reis	New Orleans Saints	XLV	2010
Darryl Richard	New England Patriots	XLVI	2012
Billy Shields	San Francisco 49ers	XIX	1985
Roy Simmons	Washington Redskins	XVIII	1984
Vernon Strickland	New York Giants	XXXV	2001
Demaryius Thomas	Denver Broncos	XLVIII	2014
	Denver Broncos	50	2016
Travares Tillman	Carolina Panthers	XXXVIII	2004
Vance Walker	Denver Broncos	50	2016
Philip Wheeler	Indianapolis Colts	XLIV	2010
	Atlanta Falcons	LI	2017
Ken Whisenhunt*	Arizona Cardinals	XLIII	2009
Reggie Wilkes	Philadelphia Eagles	XV	1981
Gerris Wilkinson	New York Giants	XLII	2008
Louis Young	Carolina Panthers	50	2016

\* head coach



**Above: Demaryius Thomas, the No. 22 overall pick in the 2010 NFL Draft, appeared in two Super Bowls as a member of the Denver Broncos, including their 24-10 win over Carolina in Super Bowl 50.**

**Right: Shaq Mason (left) appeared in three-straight Super Bowls as a member of the New England Patriots, including wins in SB LI and LIII (the latter coming at Atlanta's Mercedes-Benz Stadium). He is pictured with former Yellow Jacket James Lipfert, who was a Patriots scout for nine years (2009-18) before being hired as the Houston Texans' director of college scouting in 2018.**





## ALL-TIME NFL ROSTER

### A

#### Anthony Allen, RB

Baltimore Ravens (2011-12)  
Buffalo Bills (2013)

#### Kyle Ambrose, DT

Denver Broncos (1987)

#### Taz Anderson, SE

St. Louis Cardinals (1961-64)  
Atlanta Falcons (1966-67)

#### Jeremiah Attaochu, LB

San Diego/L.A. Chargers (2014-17)  
San Francisco 49ers (2018)  
New York Jets (2018)  
Denver Broncos (2019-20)

#### Joe Auer, RB

Buffalo Bills (1964-65)  
Miami Dolphins (1966-67)  
Atlanta Falcons (1968)

### B

#### Thomas Balkcom, DB

Miami Dolphins (1991)

#### T.J. Barnes, DT

New York Jets (2013-15)  
Buffalo Bills (2015-16)  
Kansas City Chiefs (2016-17)

#### Maxie Baughan, LB

Philadelphia Eagles (1960-65)  
Los Angeles Rams (1966-70)  
Washington Redskins (1971-74)

#### Craig Baynham, RB

Dallas Cowboys (1967-69)  
Chicago Bears (1970)  
St. Louis Cardinals (1972)

#### Grant Baynham, TE

St. Louis Rams (1997)  
Minnesota Vikings (1997)

#### Scott Beavers, G

Denver Broncos (1990-91)  
Kansas City Chiefs (1992)

#### William Bell, RB

Washington Redskins (1994-96)

#### Ray Beck, G

New York Giants (1952, 1955-57)

#### Jason Bender, P

Miami Dolphins (1995)

#### Don Bessillieu, DB

Miami Dolphins (1979-81)  
St. Louis Cardinals (1982)  
Los Angeles Raiders (1983, 1985)

#### Damarius Bilbo, WR

Arizona Cardinals (2006)  
Dallas Cowboys (2006)

#### Peter Blazek, T

Seattle Seahawks (1985)

#### Tom Bleick, S

Baltimore Colts (1966)  
Atlanta Falcons (1967)

#### Jason Bostic, CB

Philadelphia Eagles (1999-01)  
Buffalo Bills (2002-03)

#### Brian Bravy, G

New Orleans Saints (1995)

#### John Brewer, HB

Dayton Triangles (1929)

#### Keith Brooking, LB

Atlanta Falcons (1998-2008)  
Dallas Cowboys (2009-11)  
Denver Broncos (2012)

#### Durant Brooks, P

Washington Redskins (2008)  
Green Bay Packers (2009)

#### Chris Brown, T

Carolina Panthers (2001)  
Chicago Bears (2001-02)

#### Gary Brown, G

Pittsburgh Steelers (1994)  
Green Bay Packers (1994-96)

#### Karl Brown, DB

Denver Broncos (1990)

#### Pete Brown, C/LB/P

San Francisco 49ers (1953-54)

#### Gerald Burch, E

Oakland Raiders (1961)

#### Willie Burks, DT

Detroit Lions (1990)

#### Morgan Burnett, S

Green Bay Packers (2010-17)  
Pittsburgh Steelers (2018)  
Cleveland Browns (2019)

#### Joe Burns, RB

Buffalo Bills (2002-06)

#### Gerry Bussell, DB

Denver Broncos (1965)

#### Harrison Butker, PK

Carolina Panthers (2017)  
Kansas City Chiefs (2017-20)

#### James Butler, S

New York Giants (2005-08)  
St. Louis Rams (2009-11)

#### Mario Butler, DB

Dallas Cowboys (2010-11)  
Denver Broncos (2012)  
Buffalo Bills (2013-16)

### C

#### DeLaunta Cameron, LB

Tennessee Titans (1999)  
Detroit Lions (2000)

#### Jalen Camp, WR

Jacksonville Jaguars (2020)

#### Kelly Campbell, WR

Minnesota Vikings (2002-05)  
Miami Dolphins (2006)  
Tampa Bay Buccaneers (2009)

#### Jon Carman, T

Buffalo Bills (2000-02)  
Minnesota Vikings (2002-03)

#### Ken Celaj, G

Miami Dolphins (1998)

#### Michael Cheever, C

Jacksonville Jaguars (1996-98)

#### Tashard Choice, RB

Dallas Cowboys (2008-11)  
Buffalo Bills (2011-13)

#### Jamara Clark, CB

Atlanta Falcons (2001)

#### Willie Clay, CB

Detroit Lions (1992-95)  
New England Patriots (1996-98)  
New Orleans Saints (1999)

#### Felipe Claybrooks, DE

Arizona Cardinals (2001)  
Cleveland Browns (2001-04)

#### Jimmy Clements, LB

Chicago Bears (1997)

#### Fred Coger, OLB

Dallas Cowboys (1995)

#### Marco Coleman, DE

Miami Dolphins (1992-95)  
San Diego Chargers (1996-98)  
Washington Redskins (1999-01)  
Jacksonville Jaguars (2002)  
Philadelphia Eagles (2003)  
Denver Broncos (2004-05)

#### Kevin Cone, WR

Atlanta Falcons (2011-13)  
Miami Dolphins (2014)  
Cleveland Browns (2015)

#### Ronny Cone, RB

New York Jets (1984-85)

#### George Cooper, TE

Atlanta Falcons (2007-08)

#### Nathan Cottrell, RB

Jacksonville Jaguars (2020)

#### Tom Covington, TE

San Francisco 49ers (1992-93)

#### Jamal Cox, ILB

Chicago Bears (1995)  
Carolina Panthers (1995)  
Jacksonville Jaguars (1995)

#### Jonathan Cox, CB

San Diego Chargers (2004)

#### Michael Cox, FB

Kansas City Chiefs (2008-11)  
Atlanta Falcons (2012)

#### Willis Crockett, LB

Dallas Cowboys (1989-91)

#### Bill Curry, C

Green Bay Packers (1965-66)  
Baltimore Colts (1967-72)  
Houston Oilers (1973)  
Los Angeles Rams (1974)

#### Nate Curry, WR

Kansas City Chiefs (2005-06)

### D

#### Tom Daniel, C

New England Patriots (1979)

#### P.J. Daniels, RB

Baltimore Ravens (2006-09)

#### Bobby Davis, T

Boston Patriots (1948)

#### Dennis Davis, CB

Oakland Raiders (2006)  
New York Giants (2006)  
Seattle Seahawks (2007)

#### John Davis, G

Houston Oilers (1987-88)  
Buffalo Bills (1989-94)

#### Lamar Davis, E

Baltimore Colts (1974)

#### P.J. Davis, LB

Jacksonville Jaguars (2017)

#### Ted Davis, LB

Baltimore Colts (1964-66)  
New Orleans Saints (1967-69)  
Miami Dolphins (1970)

#### Tyler Davis, TE

Jacksonville Jaguars (2020)

#### Tony Daykin, LB

Detroit Lions (1977-78)  
Atlanta Falcons (1979-82)

#### Emmanuel Dieke, DE

Miami Dolphins (2014-15)

#### Jimmy Dixon, FB

Tennessee Titans (2005)  
Green Bay Packers (2006)  
Seattle Seahawks (2006)

#### Nat Dorsey, T

Minnesota Vikings (2004)  
Cleveland Browns (2005-08)

#### Paul Duke, C

New York Yankees (1947)

#### Jason Dukes, T

Jacksonville Jaguars (1996)

#### Chris Dunlap, WR

New England Patriots (2007)

#### Step Durham, CB

Kansas City Chiefs (2018)

#### Jonathan Dwyer, RB

Pittsburgh Steelers (2010-13)  
Arizona Cardinals (2014)

### E

#### Andrew Economos, LS

Jacksonville Jaguars (2005-06)  
Tampa Bay Buccaneers (2007-12)

#### Randall Edmunds, LB

Miami Dolphins (1968-69)  
New England Patriots (1971)  
Baltimore Colts (1972)

**F**
**Floyd Faucette, HB**

San Diego Chargers (1960)

**Nick Ferguson, CB**

Cincinnati Bengals (1996)  
 Chicago Bears (1999)  
 Buffalo Bills (2000)  
 New York Jets (2000-01)  
 Denver Broncos (2002-07)  
 Houston Texans (2008-09)

**Lethon Flowers, DB**

Pittsburgh Steelers (1995-2002)  
 Denver Broncos (2003)

**Elliott Fortune, DE**

Cleveland Browns (1995)  
 Baltimore Ravens (1996-97)

**John Paul Foschi, TE**

New York Jets (2004)  
 Denver Broncos (2004)  
 Minnesota Vikings (2004)  
 Oakland Raiders (2004-06)  
 Cincinnati Bengals (2009)

**Keyaron Fox (LB)**

Kansas City Chiefs (2004-07)  
 Pittsburgh Steelers (2008-10)  
 Houston Texans (2012)

**Dave Frakes, K**

Washington Redskins (1998)

**KeShun Freeman, DE**

New Orleans Saints (2018)

**Russell Freeman, T**

Denver Broncos (1992-94)  
 Oakland Raiders (1995)

**Bill Fulcher, LB**

Washington Redskins (1956-58)

**G**
**Patrick Gamble, DL**

New York Jets (2017)

**Andrew Gardner, OT**

Miami Dolphins (2009)  
 Minnesota Vikings (2010)  
 Houston Texans (2011-13)  
 Philadelphia Eagles (2014-16)

**Ellis Gardner, T/G**

Kansas City Chiefs (1983)  
 Houston Oilers (1984)  
 Indianapolis Colts (1985)

**Darrell Gast, QB**

Philadelphia Eagles (1988)

**Bill Glaver, HB**

Hammond Pros (1922, 1925)  
 Rock Island Independents (1923)  
 Racine Legion (1924)  
 Louisville Colonels (1926)

**Walt Godwin, G**

Staten Island Stapletons (1929)

**Adam Gotsis, DT**

Denver Broncos (2016-19)  
 Jacksonville Jaguars (2020)

**Chick Graning, HB**

St. Louis Cardinals (1962)  
 Boston Patriots (1963)

**Jerome Green, RB**

Boston Patriots (1960)

**Sean Gregory, RB**

Baltimore Ravens (2002)

**Corey Griffin, S**

San Francisco 49ers (2018)

**Rufus Guthrie, G**

San Diego Chargers (1963)

**Joe Guyon, HB**

Canton Bulldogs (1919-20)  
 Washington Senators (1921)  
 Union Quakers of Philadelphia (1921)  
 Cleveland Indians (1921)  
 Oorang Indians (1922-23)  
 Rock Island Independents (1924)  
 Kansas City Cowboys (1925)  
 New York Giants (1927)

**Gary Guyton, LB**

New England Patriots (2008-11)  
 San Diego Chargers (2012)

**Derek Gwinn, G**

Kansas City Chiefs (1984-85)

**H**
**KaMichael Hall, LB**

Indianapolis Colts (2007)

**Joe Hamilton, QB**

Tampa Bay Buccaneers (2000-02)  
 Indianapolis Colts (2004)

**Steve Harkey, RB**

New York Jets (1971-72)

**Anthony Hargrove, DE**

St. Louis Rams (2004-06)  
 Buffalo Bills (2006-08)  
 New Orleans Saints (2009-11)

**Joe Harris, LB**

Washington Redskins (1977)  
 San Francisco 49ers (1978)  
 Minnesota Vikings (1979)  
 Los Angeles Rams (1979-81)  
 Baltimore Colts (1982)

**Anthony Harrison, DB**

Green Bay Packers (1987)

**Pressley Harvin III, P**

Pittsburgh Steelers (2020)

**John Helms, E**

Detroit Lions (1946)

**Will Heller, TE**

Tampa Bay Buccaneers (2003-05)  
 Seattle Seahawks (2006-08)  
 Detroit Lions (2009-12)

**Eric Henderson, DE**

Cincinnati Bengals (2006-08)

**David Hendrix, SS**

San Diego Chargers (1995-97)

**Urban Henry, DT**

Los Angeles Rams (1961)  
 Green Bay Packers (1963)  
 Pittsburgh Steelers (1964)

**Don Hickson, OLB**

Cleveland Browns (1995)

**Drew Hill, WR**

Los Angeles Rams (1979-85)  
 Houston Oilers (1986-91)  
 Atlanta Falcons (1992-93)

**Kent Hill, T**

Los Angeles Rams (1979-86)  
 Houston Oilers (1987-88)

**Stephen Hill, WR**

New York Jets (2012-14)  
 Carolina Panthers (2014-15)

**Tony Hollings, RB**

Houston Texans (2003-05)  
 Chicago Bears (2006)

**Reuben Houston, CB**

Tampa Bay Buccaneers (2006)

**Cord Howard, OL**

Buffalo Bills (2010-11)

**Ken Howell, G**

Philadelphia Eagles (1983)

**Ralph Hughes, DE**

Tampa Bay Buccaneers (1998)

**I**
**John Ivmeyer, T**

Kansas City Chiefs (1986)

**Eddie Lee Ivery, RB**

Green Bay Packers (1979-89)

**J**
**Darryl Jenkins, T**

San Diego Chargers (1991-92)

**Ricky Jeune, WR**

Los Angeles Rams (2018)

**Calvin Johnson, WR**

Detroit Lions (2007-15)

**Henry Johnson, LB**

Minnesota Vikings (1980-83)

**Isaiah Johnson, S**

Detroit Lions (2015-16)  
 Los Angeles Rams (2016-18)  
 Indianapolis Colts (2019)

**Michael Johnson, DE**

Cincinnati Bengals (2009-13; 2015-18)  
 Tampa Bay Buccaneers (2014)

**Tom Johnson, LB**

San Diego Chargers (1994)

**Shawn Jones, QB**

Minnesota Vikings (1993)

**Paul Jurgensen, DE**

New Orleans Saints (1988)

**K**
**Francis Kallon, DL**

Pittsburgh Steelers (2017)

**Mike Kelley, QB**

Atlanta Falcons (1982)

**Tony Kepano, G**

Washington Redskins (1985)  
 New York Jets (1986)

**L**
**Dawan Landry, S**

Baltimore Ravens (2006-10)  
 Jacksonville Jaguars (2011-12)  
 New York Jets (2013-14)

**Zach Laskey, FB**

St. Louis/Los Angeles Rams (2015-18)

**Robert Lavette, RB**

Dallas Cowboys (1985-87)  
 Atlanta Falcons (1988)

**Jim Lavin, G**

Cincinnati Bengals (1991)  
 San Diego Chargers (1993)

**Gary Lee, WR**

Detroit Lions (1987-89)

**Ivery Lee, NG**

Houston Oilers (1988)

**Greg Lester, FL**

Denver Broncos (1992)

**Dorsey Levens, RB**

Green Bay Packers (1994-2001)  
 Philadelphia Eagles (2002; 2004)  
 New York Giants (2003)

**Sammy Lilly, CB**

New York Giants (1988)  
 Philadelphia Eagles (1989-90)  
 Los Angeles Rams (1990-92)  
 Tampa Bay Buccaneers (1992)

**Billy Lothridge, P**

Dallas Cowboys (1964)  
 Los Angeles Rams (1965)  
 Atlanta Falcons (1966-71)  
 Miami Dolphins (1972)

**Roy Lumpkin, B**

Portsmouth (1930-33)  
 Detroit Lions (1934)  
 Brooklyn (1935-37)

**David Lutz, T**

Kansas City Chiefs (1983-92)  
 Detroit Lions (1993-95)

**M**
**Ralph Malone, LB**

Cleveland Browns (1986-88)  
 Miami Dolphins (1989)

**Alfred Malone, DE**

Houston Texans (2005-07)

**Luke Manget, K**

New Orleans Saints (2003)

**Tyler Marcordes, LB**

San Diego Chargers (2016)

**Billy Martin, E**

Chicago Bears (1964-65)  
 Atlanta Falcons (1966-67)  
 Minnesota Vikings (1968)

**Shaq Mason, OL**

New England Patriots (2015-20)

**Jeff Mathis, DT**

Phoenix Cardinals (1990)

**Clay Matthews, DE**

San Francisco 49ers (1950, 53-55)

**Michael Matthews, TE**

New York Giants (2007-08)  
New England Patriots (2009)

**Jerry Mays, RB**

San Diego Chargers (1990)

**Felton McConnell, G**

Buffalo (1927)

**Curtis McGee, T**

New England Patriots (1997)  
Pittsburgh Steelers (1998)  
St. Louis Rams (1999)

**Jason McGill, WR**

Miami Dolphins (1993)  
Green Bay Packers (1993)  
Philadelphia Eagles (1994)

**Pat McHugh, B**

Philadelphia Eagles (1947-51)

**Emmett Merchant, SE**

Philadelphia Eagles (1992)

**Harvey Middleton, WR**

Philadelphia Eagles (1998-99)

**Jermaine Miles, DE**

New England Patriots (1997)  
New Orleans Saints (2001-02)

**Hal Miller, OT**

San Francisco 49ers (1953)

**Veryl Miller, C**

Washington Redskins (1991)

**Chris Milton, DB**

Indianapolis Colts (2016-18)  
Tennessee Titans (2019-20)  
New York Giants (2020)

**Warner Mizell, HB**

Brooklyn (1931)  
Frankford (1931)

**Mike Mooney, T**

Houston Oilers (1992)  
San Diego Chargers (1992-93)

**Derrick Morgan, DE**

Tennessee Titans (2010-18)

**Pat Moriarty, RB**

Cleveland Browns (1979)

**George Morris, C/LB**

San Francisco 49ers (1956)

**Larry Morris, LB**

Los Angeles Rams (1955-57)  
Chicago Bears (1959-65)  
Atlanta Falcons (1966)

**Fred Murphy, E**

Cleveland Browns (1960)  
Minnesota Vikings (1961)

**Najee Mustafaa, CB  
(Reginald Rutland)**

Minnesota Vikings (1987-92)  
Cleveland Browns (1993-94)  
Oakland Raiders (1995)

**Danny Myers, QB**

St. Louis Cardinals (1976)

**N****Quayshawn Nealy, LB**

Seattle Seahawks (2015)  
Arizona Cardinals (2016)

**Joshua Nesbitt, QB**

Buffalo Bills (2011)

**Ed Nutting, DT**

Cleveland Browns (1961)  
Dallas Cowboys (1963)

**P****Craig Page, C**

Tennessee Titans (1999-00)  
Green Bay Packers (1999-00)  
Dallas Cowboys (2000-01)  
Atlanta Falcons (2001-02)

**Ken Parker, DT**

Seattle Seahawks (1986)

**Bill Paschal, HB**

New York Giants (1943-47)  
Boston Patriots (1947-48)

**Randy Pass, LB**

Green Bay Packers (1978)

**Don Patterson, DB**

Detroit Lions (1979)  
New York Giants (1980)

**Nathan Perryman, CB**

Arizona Cardinals (1997)

**Mark Pike, DE**

Buffalo Bills (1986-98)

**Cleve Pounds, DB**

New York Giants (1986)

**Eddie Prokop, HB**

New York Yankees (1946-47, '49)  
Chicago Rockets (1948)

**R****Steve Raible, WR**

Seattle Seahawks (1976-81)

**Hugh Reilly, C**

Tennessee Titans (2004)

**Chris Reis, S**

Atlanta Falcons (2006)  
New Orleans Saints (2007-11)

**Randy Rhino, DB**

New Orleans Saints (1975)

**Darryl Richard, DT**

New England Patriots (2009-11)

**Al Richardson, LB**

Atlanta Falcons (1980-86)

**Jimmy Robinson, WR**

Atlanta Falcons (1975)  
New York Giants (1976-79)  
San Francisco 49ers (1980)  
Denver Broncos (1981)

**Leon Robinson, T**

Tampa Bay Buccaneers (2005)

**Charlie Rogers, WR**

Seattle Seahawks (1999-2001)  
Buffalo Bills (2002)  
Miami Dolphins (2003)

**Nick Rogers, LB**

Minnesota Vikings (2002-04)  
Green Bay Packers (2004)  
Indianapolis Colts (2004)  
Miami Dolphins (2005)

**Ron Rogers, LB**

Baltimore Ravens (1998)  
Indianapolis Colts (1998-99)

**Ted Roof, LB**

Tampa Bay Buccaneers (1986)

**Coleman Rudolph, DT**

New York Jets (1993-94)  
New York Giants (1994-96)

**Jack Rudolph, LB**

Boston Patriots (1960-65)  
Miami Dolphins (1966)

**S****Lucius Sanford, LB**

Buffalo Bills (1978-86)  
Cleveland Browns (1987)

**Al Santone, G**

Hartford Blues (1926)

**Stefen Scotton, RB**

Miami Dolphins (1991)

**Billy Shaw, G**

Buffalo Bills (1961-69)

**Derrick Shepard, DT**

Miami Dolphins (1998)

**Billy Shields, T**

San Diego Chargers (1975-83)  
San Francisco 49ers (1984)  
New York Jets (1985)  
Kansas City Chiefs (1985)

**Antonio Simmons, DE**

Denver Broncos (2018)

**Charlie Simmons, WR**

Green Bay Packers (1995)

**Dave Simmons, LB**

St. Louis Cardinals (1965-66)  
New Orleans Saints (1967)  
Dallas Cowboys (1968)

**Roy Simmons, G**

New York Giants (1979-81)  
Washington Redskins (1981-83)

**David Sims, RB**

Seattle Seahawks (1977-79)

**Scott Sisson, K**

New England Patriots (1993-94)  
Jacksonville Jaguars (1995)  
Minnesota Vikings (1996)

**Patrick Skov, RB**

Cleveland Browns (2016)

**DeAndre Smelter, WR**

San Francisco 49ers (2015-17)  
Jacksonville Jaguars (2018)

**Daryl Smith, LB**

Jacksonville Jaguars, (2004-12)  
Baltimore Ravens, (2013-15)  
Tampa Bay Buccaneers (2016)

**Eugene Smith, G**

Chicago Bears (1960)

**Jonathan Smith, WR**

Buffalo Bills (2004-06)  
New England Patriots (2006)

**Orwin Smith, RB**

Green Bay Packers (2013)

**Sean Smith, T**

New England Patriots (1990-91)  
Atlanta Falcons (1992)

**Lum Snyder, T**

Philadelphia Eagles (1952-55, 1958)

**Tyrone Sorrells, T**

New Orleans Saints (1987)  
Cleveland Browns (1988-89)

**Ken Southerland, T**

Miami Dolphins (1985)

**Larry Stallings, LB**

St. Louis Cardinals (1963-76)

**Cedric Stallworth, DB**

Green Bay Packers (1989)

**Derrick Steagall, WR**

Miami Dolphins (1998-99)

**John Steber, G**

Washington Redskins (1946-50)

**Rod Stephens, LB**

Seattle Seahawks (1989-94)  
Washington Redskins (1995-96)

**Joel Stevenson, TE**

Cleveland Browns (1969)

**Ryan Stewart, FS**

Detroit Lions (1996-2001)

**Jim Still, QB/DB**

Buffalo Bills (1948-49)

**Nate Stimson, LB**

Indianapolis Colts (1999-2000)

**Vernon Strickland, LB**

San Francisco 49ers (1998-99)  
New York Giants (2000-01)

**Rick Strom, QB**

Pittsburgh Steelers (1988-93)  
Buffalo Bills (1994-95)  
Detroit Lions (1996)

**Rod Sweeting, DB**

New Orleans Saints (2013-14)  
Buffalo Bills (2015)

**Ken Swilling, SS**

Tampa Bay Buccaneers (1992)  
Cleveland Browns (1992-93)  
Arizona Cardinals (1994)

**Pat Swilling, LB**

New Orleans Saints (1986-92)  
Detroit Lions (1993-94)  
Oakland Raiders (1995-96, 1998)

**T****Gavin Tarquinio, LS**

Atlanta Falcons (2006)

**Jim Bob Taylor, QB**

Baltimore Colts (1983)

**Michael Taylor, T**

Houston Oilers (1979)  
New York Giants (1980)



**Tom Taylor, C**

Miami Dolphins (1985-86)

**Demaryius Thomas, WR**Denver Broncos (2010-18)  
New England Patriots (2019)  
New York Jets (2019)**Jemea Thomas, DB**Dallas Cowboys (2014)  
Tennessee Titans (2015)**Justin Thomas, DB/WR**

New Orleans Saints (2017-18)

**Levon Thomas, WR**Indianapolis Colts (2005)  
New Orleans Saints (2005-06)**Stumpy Thomason, B**Brooklyn Dodgers (1930-35)  
Philadelphia Eagles (1935-36)**Andy Tidwell-Neal, C**

New York Giants (2005)

**Leo Tierney, C**Cleveland Browns (1978)  
New York Giants (1978)**Calvin Tiggler, LB**

Tampa Bay Buccaneers (1991-93)

**Travares Tillman, DB**Buffalo Bills (2000-02)  
Houston Texans (2003)  
Carolina Panthers (2003-04)  
Miami Dolphins (2005-08)**Mike Travis, DB**

San Diego Chargers (1986)

**U****Jeff Urcyk, G**

Seattle Seahawks (1976)

**Ben Utt, G**

Baltimore/Indianapolis Colts (1982-89)

**V****Carl Vereen, T**

Green Bay Packers (1957)

**W****Vance Walker, DT**Atlanta Falcons (2009-12)  
Oakland Raiders (2013)  
Kansas City Chiefs (2014)  
Denver Broncos (2015-16)**Kyle Wallace, T**

New York Giants (2005)

**Darren Waller, WR**Baltimore Ravens (2015-18)  
Oakland/Las Vegas Raiders (2018-20)**Dean Waters, C**

Kansas City Chiefs (1984)

**Gordon Watkins, T**Minneapolis Red Jackets (1930)  
Frankford Yellow Jackets (1930)  
Brooklyn Dodgers (1931)**Kerry Watkins, WR**

Detroit Lions (2003)

**Dave Watson, G**

Boston Patriots (1963-64)

**Brandon Watts, LB**Minnesota Vikings (2014-16)  
Miami Dolphins (2017)**Philip Wheeler, LB**Indianapolis Colts (2008-10)  
Oakland Raiders (2012)  
Miami Dolphins (2013-14)  
San Francisco 49ers (2015)  
Atlanta Falcons (2015-16)  
Arizona Cardinals (2017)**Ken Whisenhunt, TE**Atlanta Falcons (1985-88)  
Washington Redskins (1989-91)  
New York Jets (1991-93)**Dez White, WR**Chicago Bears (2000-03)  
Atlanta Falcons (2004-05)**D.J. White, CB**Kansas City Chiefs (2016-17)  
Indianapolis Colts (2017-18)**Rodney Wilkerson, ILB**

Miami Dolphins (1995)

**Reggie Wilkes, LB**Philadelphia Eagles (1978-85)  
Atlanta Falcons (1986-89)**Gary Wilkins, TE**Dallas Cowboys (1985)  
Buffalo Bills (1986-87)  
Atlanta Falcons (1988-91)  
Washington Redskins (1992)**Gerris Wilkinson, LB**

New York Giants (2006-10)

**C.J. Williams, RB**

Arizona Cardinals (1997)

**Clyde Williams, T**

Philadelphia Eagles (1935)

**Darius Williams, TE**New York Giants (2005)  
St. Louis Rams (2005)  
Detroit Lions (2006)**Ike Williams, HB**

Staten Island Stapletons (1929)

**Jerrelle Williams, ILB**

San Diego Chargers (1992)

**Rodney Williams, P**St. Louis Rams (1999)  
Washington Redskins (2000)  
New York Giants (2001-02)  
Seattle Seahawks (2003)  
Kansas City Chiefs (2004)**Ed Wilton, E**

Pottsville Maroons (1926)

**Recardo Wimbush, LB**

Atlanta Falcons (2003)

**Daryl Wise, SE**

Miami Dolphins (1987)

**Mansfield Wrotto, T**Seattle Seahawks (2007-09)  
Buffalo Bills (2010)**Doug Wycoff, QB**New York Giants (1927, 1931)  
Staten Island Stapletons (1929-30, 1932)  
Boston Yanks (1934)**Y****Chris Young, DB**

Denver Broncos (2002-06)

**Lou Young, CB**Carolina Panthers (2015-16)  
Washington Redskins (2017)  
Arizona Cardinals (2018)**Z****Cedric Zachery, WR**Philadelphia Eagles (1996)  
Buffalo Bills (1996)**Frank Ziegler, HB**

Philadelphia Eagles (1949-53)



Joe Anoai (2003-06)

## A

Adams, B.R.	1918
Adams, Brandon	2016-17-18
Adams, H.H.	1937
Adams, J.Q.	1932
Adams, John D.	1966-67-68
Aderhold, Robert	1938-39-40
Akins, Marion	1950
Albanese, Brian	2000
Albright, J.G.	1923
Aldredge, Steven Scott	1989-90
Alexander, J.C.	1913-14-15-16
Alexander, William A.	1911-12
Alexander, Victor	2015-16-17-18
Alford, Catlin	2011-12
Alford, Chase	2013-14-15-16
Alford, Corey	2012-13
Allen, Anthony	2009-10
Allen, David B.	1979-80-81
Allen, Derrick	2020
Allen, Ermal K.	1964-65
Allen, H.T.	1918
Allen, Marcus	2015-16
Allen, Proctor M.	1971-72
Allen, Rudolph C.	1974-75
Allen, T.R.	1938
Allen, William C.	1990
Allen, Zach	2013-15
Allison, Robert B.	1979-81
Alvine, Douglas W.	1989
Almond, Stephen E.	1965-67
Ambrose, Kyle	1984-85-86
Amis, T.B.	1919-20-21
Anderson, Ben	2007-08-09-10
Anderson, Chandler	2008-09-10-11
Anderson, J.C.	1947-48-49
Anderson, Jim	1982-83-84-85
Anderson, L.F.	1937-38
Anderson, Mark H.	1974
Anderson, Niko	2016
Anderson, Ormand G.	1954-55-56
Anderson, R.E.	1938
Anderson, T.G.	1940-41-42
Anderson Jr., Edwin B.	1968
Anderson Jr., T.L.	1957-59-60(c)
Andrews, Dennis	2013-14
Andrews, Robert Boyd	1991-92-93-94

Andrzejewski, Alan Conrad	1998-99
Angle, Tom	1925-26
Anoai, Leati Joseph	2003-04-05-06(c)
Anyabe, Elris	2005-06-07-08
Anyans, Tabugbo	2001-02-03-04
Appleby, H.H.	1935-36-37
Armentrout	1922
Anrott, Benjamin F.	2004-05
Arnett, James E.	1972
Arthur, H.B.	1939-40
Ashley, Mitch	1980
Ashmon, Shannon	1999-00
Ashmore, Frederick M.	1965-66-67

**Askew, Jaytlin**

Askew, Leon C.	1955-56-57
Atkinson, J.E.	1943
Aton, B.B. Jeremiah	1945
Attaochu, Jeremiah	2010-11-12-13(c)
Auer, Joseph	1961-62-63
Austin, David F.	1963-64
Austin, Lance	2014-15-16-17
Austin, Lawrence	2014-15-16-17(c)
Austin, Michael B.	1952
Autry, Anthony	2012
Ayres, Asher	1908



Jeremiah Attaochu (2010-13)

## B

Bagwell, Gary D.	1955
Bailey, Morgan	2012
Baker, Jeffrey L.	1971
Balkcom, Thomas T.	1988-89-90
Ball, Reggie L.	2003-04-05-06(c)
Ballard, Thomas R.	1962-63-64
Balogun, Kamal	1995-96
Banks, William O.	1951-52
Barber, David C.	1965-66-67(c)
Barber, Henry J.	1962-63
Barkley, Bobbie L.	1978
Barnes, Anthony	2007-08-09-10
Barnes, Karl W.	1972
Barnes, T.J.	2009-10-11-12
Barnwell	1915
Barr, Robert H.	1970-71
Barrett, Tyler	2007-08
Barrick, Austin	2007-08-09-10
Barron, Carter	1924-25-26
Barron, David (D.I.)	1918-19-20-21-22(c)
Barron, G.W.	1945


Barron, L.F.	1930-31-32
Barron, Scott	1988-89
Barron, Tommy K.	1979-80-81-82
Bartlett, J.S.	1938-39
Barton, Bennett	2014-15-17
Basquin, Brett C.	1998-99-00
Bates, C.R.	1940
Battle, John M.	1963-64-65(c)
Battle, Erron Kevin	1989-90-91-92(c)
Baughan, Maxie	1957-58-59(c)
Baum, Phillip	1955-58
Baxter, Bryan K.	1990-91-92-93
Baynham, Grant A.	1993-94-95-96
Baynham, Gordon C.	1964-65-66
Bazemore, Curtis W.	1974-75
Beall, F.R.	1942-43-46
Beard, P.E.	1913-14-15
Beard, R.A.	1934-36
Beard, W.R.	1939
Bearden, Charles E.	1985-86-87-88(c)
Beasley, James E.	1958-59
Beavers, David S.	1969-70-71
Beavers, Scott T.	1986-87-88-89
Beavin, Thomas D.	1969-70-71
Beck, Ray M.	1949-50-51
Beck, Thomas M.	1971-72
Bedford, Sean	2007-08-09-10
Beers, R.E.	1938-39-40
Belcher, Kyle P.	2004
Bell, David	1984-85-86
Bell, J.R.	1943
Bell, John L.	1966
Bell, R.S.	1915-16-17
Bell, Travis A.	2004-05-06-07
Bell, William	1989-90-92-93
Bellamy, Eric J.	1989-90
Bender, Jason B.	1991-92-93-94(c)
Bennett, Chico	2019-20
Bennett, John C.	2000-01
Bennett, Milford H.	1951-52
Bennett, Richard D.	1978
Bennett, Taylor J.	2005-06-07
Beno, Ray	2010-11-12-13
Benson, James E.	1957
Benson, Kir/Vonte	2016-17
Bentley, Clarence F.	1961
Besirevic, Salih	2002-04-05



David "Red" Barron (1918-22)


Bessilleu, Donald A.	1975-76-77-78
Bethea, L.A.	1947-48-49-50
Bettress, Fred D.	1973
Bevier, Scott H.	1972-73-74
Biddle, William M.	1960-61
Bilbo, Damaris O.	2002-03-04-05
Billingslea, Eric E.	1991-92-93-94
Bills, J.T.	1946-47
Billy, Omar	2002-03-04-05
Black, D.C.	1911
Blackwell, Ceylon B.	1965
Blackwood, Glenn Jacob	2006-07-08
Blair, Scott	2007-08-09-10
Blake, J.A.	1945
Blancato, Josh	2019-20
Blane, W.J.	1964-65-66
Blanton, Michael J.	1975-76-77-78
Blasetti, Tony	1982
Blazek, Peter J.	1981-83-84
Bleick, Thomas W.	1963-64-65
Bloodworth, Charles H.	1974
Bogue, Doug	1980
Boldin, Carl	1976-77
Bonifay, Cameron H.	1971-72-73
Bonifay, Kenneth B.	1966-67-68
Bonnewell, Sheldon E.	1971
Booker, Calvin	2007-08
Booker, Dante M.	1996-97-98-99
Boone, Harry A.	1959-60-61
Boozer, David R.	1960
Bormolini, John	1975
Borum, Vernon L.	1922
Bosch, J.W.	1939-40-41
Bossons, R.R.	1947-48-49-50
Bostic, B.J.	2010-12-13-14
Bostic, Jason D.	1995-96-97-98
Boulware, H.B.	1934
Boulware, Raleigh J.	1992-93-94
Bounds, Kenneth E.	1968-69
Bourgeois, Gavin	2003
Bourne, W.B.	1943
Bourne, William B.	1970-71-72(c)
Bourne, Matthew M.	1993-94-95
Bowen, Allen	1944-46-47-48
Bowen, J.L.	1944-45-46-47
Bowen, Robert C.	1974-75-76
Bowen, Shane A.	2006-07-08
Bowen, Sheppard A.	1976
Bowley, Paul R.	1971-72-73
Bowman, Paul D.	1990
Boyd, A.M.	1934
Boyd, Mark	1991
Bracken, Samuel R.	1981-84-85
Bradach, D.D.	1946-47-48
Bradford, Jack C.	1943
Bradford, Patrick	1994-95-96-97
Bradford, Robert R.	1972-73
Bradley, Mark S.	1978-79-80-81 (c)
Bradley, Michael O.	1967-68-69
Brady, C.C.	1932
Braman, Matthew A.	2006-07-08
Branch, Desmond	2016-17-18
Brannon, Charles N.	1951-52-53
Brannon, Drew	2007
Brantley, James R.	1957

Braselton, Freddie G.	1957-58-59
Braswell, Ryan	2016
Braun, Parker	2016-17-18
Braun, Trey	2012-13-14-15


**Jim Breland (1955-56)**

Bravy, Brian R.	1991-92-93-94
Breece, Donald C.	1975-76
Breland, James E.	1965-66(c)
Brewer, John M.	1925-26
Brewster, J.D.	1921-22
Brezina, Bradford P.	2003-04
Bridge, Robert S.	1972-73
Bridges, Lekeldrick	2002
Brigham, Nick	2013-14
Brigman, William H.	1952-53-54
Brimer, Michael	2020
Brittain, J.F.	1934-35
Broadway, Olin	2020
Brodnax, G.H.	1945-46-47-48(c)
Brooke, J.O.	1928-29-30
Brooking, Keith H.	1994-95-96-97(c)
Brooks, Christopher P.	1990-91
<b>Brooks, Djimon</b>	2019-20
Brooks, Durant S.	2006-07
Brooks, Franklin D.	1952-53-54-55
Brooks, J.L.	1937-38
<b>Brooks, Miles</b>	2020
Broome, Timothy C.	1969-70
<b>Brown, Ahmaraan</b>	2019
Brown, Ather	2000-01-02-03
Brown, Charles H.	1949-50
Brown, Christopher	1997-98-99-00(c)
Brown, David	2007-08
Brown, Gary K.	2015
Brown, Gary L.	1992-93
Brown, Harper L.	1975-76
Brown, J.C.	1907
Brown, J.E.	1943-46-47-48
Brown, James A.	1965-66-67
Brown, Michael D.	1992
Brown, Robert P.	2004
Brown, Samuel	1979-80-81-82
Brown, Samuel	1950-51-52
Brown, Timothy L.	1999-00-01
Brownlee, Kevin	1982-83
Broyles, J.F.	1943-44-46
Bruce, Stephen B.	1972-73
Bruenderman, Robert J.	1974-75-76

Brumby, C.R.	1929
Bryan, William A.	1974-75
Bryan, Will	2015-16-17-18
Bryant, C. Matthew	1979-80-81
Bryant, W.G.	1914-15
Buchanan, C.	1907-08
Bullard, R.G.	1926
Burch, Gerald T.	1958-59-60(c)
Burdell, George P.	1928-29-30
Burden, Freddie	2014-15-16
Burke, Damian	1982-83-84-85
Burke, Samuel W.	1964-65-66(c)
Burkholder, Gary L.	1963-64-65
Burks, Jason L.	1997-98-99
Burks, Willie L.	1986-87-88-89
Burnett, Daniel R.	2002-03
Burnett, Julian	2009-10-11 (c)
Burnett, Morgan	2007-08-09 (c)
Burns, Joe F.	1998-99-00-01
Burns, Justin R.	1975-76-77
Burroughs, C.E.	1940-41
Burt, A.M.	1909-10
Burton, Nathan I.	2001-02-03-04
Busbin, W.E.	1945-46-47
Bussell, Gerald W.	1962-63-64
Butker, Harrison	2013-14-15-16(c)
Butler, James O.	2001-02-03-04(c)
Butler, Mario	2007-08-09-10
Byerly, Tim	2013-14-15
Bynum, H.W.	1938


**Nathan Burton (2001-04)**
**C**

Cabrel, Francis G.	1978-79-80
Cain, J.T.	1930-31-32
Caldwell, Jerry R.	1995-96-97-98(c)
Caldwell, Robert S.	1960-61-62
Callan, John P.	1969-70-71
Cameron, Delaunta L.	1995-96-97-98
Cammack, Clayton L.	1958
Camp, Brian J.	2001-02-03
Camp, Jalen	2016-17-18-20
Camp, Larry B.	1963
Campagna, Richard C.	1975
Campbell, Christian	2016-17-18-19
Campbell, Dean W.	1973
Campbell, Douglas A.	1972-73

Campbell, L. Kelly	1998-99-00-01
Campbell, Randall W.	1971
Carden, Gary M.	1970-71-72
Carey, Tony	1984-85
Carithers, Edward E.	1951-52-53
Carlen, James A.	1953-54
Carlisle, Thomas I.	1965-66-67
Carlson, Coray	2012-13
Carlson, Josh	2020
Carmack, Charles M.	1961
Carmack, J.E.	1935-37
Carmach, Jonathan D.	1997-98-99
Carmichael, Thomas A.	1965-66-67
Carney Jr., Kenneth S.	1981(c)
Carolina, Marvin	1982-83-84-85
Carpenter, S.M.	1923-25
Carpenter, T.G.	1943-44-46
<b>Carpenter, Tarik</b>	2017-18-19-20
Carpenter, W.G.	1914-15-16-17
Carson, R.E.	1926
Carson, Stanley, L.	1955
Carter, Belfield H.	1958-59-60
Carter, David B.	1976
Carter, H.M.	1923
Carter, Joel T.	1983-84-85
<b>Carter, Malachi</b>	2018-19-20
Carter, Morgan	2011
Cassidy, Omar A.	1993-94-95
Castleberry, Clinton D.	1942
Castleberry, Don	1980
Castleberry, J.W.	1944-46-47-48(c)
Castro, Timothy P.	1996
Caudle, Chris	1986-87
Cavan, Harry J.	1964
Cavette, N.M.	1938-39-40(c)
Cawthon, Wally H.	1979-80-81-82
Celaj, Kujtim "Ken"	1994-95-96-97(c)
Cerge-Henderson, Kyle	2015-16-17-18
Chadwick, Leon	1979-80
Chamberlain, Bryan	2012-13-14-15
Chambers, John Bradley	1996-97-98
Chambers, Travis J.	2005, 08
Chambers, W.J.	1943-44
Chamblin, Gerald	1986-87-88
Chance, P.M.	1935-36
Chancey, James E.	1960-61-62
Chapman, J.G.	1908
Chapman, Joseph R.	1961-62-63
Chapman, Thomas A.	1967-68-69
Cheeks, Chaz	2013
Cheever, Michael J.	1992-93-94-95(c)
Cheney, Charles E.	1969-70
Cherry, B.T.	1930-31-32
<b>Chimedza, T.K.</b>	2019
Chisholm, Donalhan	1981-82-83-84
Chivington, J.L.	1936-37-38(c)
Choice, Tashard	2005-06-07

**Tashard Choice (2005-07)**

Christy, Frank J.	1953-54-55-56
Chubbs, William	1989-90-91
Churchill, D.N.	1914
Clark, Anthony "Tony"	2006-07-08
Clark, Charlie	2018-20
Clark, Jack L.	1964
Clark, Jamara	1998-99-00
Clark, Patrick	2005-06-07
Claxton, Ira St. Clair	2000
Clay, J.P.	1939
Clay, R.A.	1914
Clay, Willie J.	1988-89-90-91(c)
Claybrooks, Felipe A.	1997-98-99-00(c)
<b>Clayton, Antonneous</b>	2020
Claytor, Nick	2008-09-10
Cleland, Beau	2001-02
Clements, Jimmy	1993-94-95-96
Clifford, Harold C.	1966
Clingan, L.H.	1931
Clingan, Larry E.	1959
Clinkscale, Gordon F.	2002
Clyburn, R.B.	2008
Cobb, F.R.	1918-19
Cobb, Joe E.	1948-49-50
Cochran, William S.	1955
<b>Coco, Jack</b>	2018-19-20
Coger, Frederick L.	1992-93-94
Coker, Donald R.	1960
Colbert, Freeman D.	1975-76-77(c)
Colbert, W.D.	1944
Colcord	1917
Cole, Robert T.	1963
Coleman, J.T.	1946-47-48-49(c)
Coleman, James P.	1973-74-75
Coleman, Marco D.	1989-90-91
Coleman, Marcus J.	1990-91-92-93
Coleman, W.C.	1909-10-11
Colley, C.S.	1912
Collier, Cory	1983-84-85-86
Collins, Cory	1999-00-01-02
Collins, E.R.	1935-36-37
Collins, John P.	1966-67-68
Colquitt, Carey D.	1980-81
Colvin, Joseph T.	1963-64-65
Colvin, S.C.	1929-30
Conard, Chris	1986
Cone, Kevin	2009-10
Cone, Ronny L.	1979-80-81-83
Connally, Vaughn	1924-25
Connell	1922
Connors, Matt	2012-13-14
Cook, H.	1909-10-11-12-13(c)
Cooksey, Douglas A.	1974
Cooksey, Robert T.	1978-79
Cooksey, Tyler	2017-18-19
Cooper, George F.	2004-05-06
Cooper, Douglas A.	1961-62-63
Cooper, G.F.	1925
<b>Cooper, Kenny</b>	2016-17-18-20
Copeland, Charles W.	1972
Copeland, Steve E.	1962-64-65
Cord, Robert T.	1973
Cordrey, Peter D.	1969-70-71
Corhen, Bryan N.	1997-98-99-00
Corley, Robert E.	1974-75-76
Costello, Glenn S.	1970-71-72
Cottrell, Nathan	2016-17-18-19(c)
Covington, Thomas P.	1988-89-90-91
Cox, Jack T.	1975
Cox, Jamal K.	1991-92-93-94(c)
Cox, Jonathan B.	2000-01-02
Cox, Lucas	2008-09-10
Cox, Michael L.	2004-05-06-07
Cox, Orion V.	1988-89-90
Crawford, Elbert D.	1949-50-51
Crawford, John	1942
Crawford, Steven G.	1973-74-75
Crenshaw, Christopher	2011-12-13
Crenshaw, F. Jermaine	2000
Crockett, L.D.	1938
Crockett, Willis R.	1985-86-87-88
Cross, Izaan	2009-10-11-12(c)
Crowley, E.J.	1925-26-27(c)
Crowley, Thomas L.	1974-75
Crum, Richard M.	1962
Culton, John B.	1966-67-68
Cummings, Euclid	2011-12-13
Cummings, R.H.	1943
Cunningham, Douglas Brent	1969-70-71
Curry, David	2016-18-19(c)-20(c)
Curry, Nathaniel T.	2000-02-03-04(c)
Curry, Shane	1986
Curry, Terence W.	1986-88
Curry, William A.	1962-63-64(c)
Cushing, Glenn	1936-37-38
Cushman, H.W.	1913-14
Cutting, Michael D.	1975-77




**Marco Coleman (1989-91)**

**D**

Daffer, Terrell E. ....1971-72-73  
 Dale, Thomas D. ....1966-67-68  
 Daniel, J.E. ....1943-44  
 Daniel, Stephen E. ....1973-74  
 Daniel, Thomas D. ....1977-78-79(c)  
 Daniels, Conrad M. ....1996-98  
 Daniels, Prince A. ....2002-03-04-05(c)  
 Darby, Mike .....1982  
 Daugherty, Ben T. ....1952-53-54  
 Davenport, Steven D. ....1985-86-87-88  
 Davis A. ....1923  
 Davis, Darish .....1978  
 Davis, David H. ....1951-52-53  
 Davis, Dennis L. ....2001-02-03-04-05  
 Davis, Forrest D. ....1969  
 Davis, Jason .....2007  
 Davis, John H. ....1983-84-85-86  
 Davis, J.R. ....1907-08  
 Davis, John J. ....1962-64  
 Davis, Marcus, A. ....1959  
 Davis, Melvin .....2018  
 Davis, Michael E. ....1992  
 Davis, O.G. ....1918-19-20-21-22  
 Davis, Paul "P.J." ....2013-14-15-16  
 Davis, R.T. ....1944-45-46-47(c)  
 Davis, Richard K. ....1961-62-63  
 Davis, Shawn .....2017-18  
 Davis, Tyler .....2007  
 Davis, Tyler .....2019(c)  
 Davis, V.L. ....1918-19  
 Davis, Wingfield A. ....1960-61  
 Davis, W.A. ....1931-32-33  
 Davis Jr., Donald L. ....1993-94-95(c)  
 Dawson, Kelton .....2019  
 Day, A.M. ....1918  
 Day, Curley R. ....1989-90-91-92  
 Daykin, Anthony A. ....1974-75-76(c)  
 Daykin, Richard .....1976-77-78  
 Days, Synjyn .....2011-12-13-14  
 Dean, David .....1984  
 Dean, Doug .....1987  
 Dean, Norris C. ....1932-33-34  
 DeBardelaben, Stephen L. ....1968-69  
 Dee, Michael E. ....1993-94-95-96  
 Deeds, Derrick .....1981  
 Deese, Marion D. ....1957-58-59

DeFoor, Jack.....2018-19-20  
 de la Guardia, Mario .....1980  
 Delany, Joe H. ....1956-57-58  
 Denney, Walter C. ....1965-66-67  
 Denning, Donald L. ....1957  
 Dennis, Corey .....2011-12-13-14  
 DeVaughn, M.S. ....1927  
**Deveney, Dylan** .....2019-20  
 Devine, Shamire .....2014-15-16-17  
 Dewberry, John .....1983-84-85  
 Dieke, Emmanuel .....2010-11-12-13  
 Dingle, Justice .....2019  
 DiPace, Max .....2002  
 Dixon, Jimmy .....2001-02-03-04  
 Dobyms, Robert B. ....1961  
 Dodd, R.O. ....1940-41-42  
 Dodd, Walter O. ....1956  
 Dollar, Charles R. ....1990  
 Dolphus, Stephen .....2017-18  
 Dombach, R.D. ....1944  
**Domineck, Jordan** .....2019-20  
 Donley, D.J. ....2007  
 Dorrough, J.H. ....1943-44  
 Dorsey, Nathaniel W. ....2001-02-03  
 Douglas, Carl E. ....1969  
 Douglas, John F. ....1966  
**Douse, D'Quan** .....2020  
 Dover, Robert L. ....1956-57  
 Dowling, J.H. ....1917-19  
 Doyal, R.L. ....1919-20  
 Doyal Jr., R.L. ....1945-47-48-49  
 Drennon, R.E. ....1926-27-28  
 Dripps, Charles S. ....1974  
 Drummond, Daniel .....2011-12-13  
 DuBard, W.H. ....1910  
 Duckworth, Randy A. ....1969-70-71  
 Dudish, Andrew C. ....1969  
 Dudley, Derrick M. ....1999  
 Duke, P.A. ....1944-45-46  
 Dukes, Jimmy Jason .....1992-93-94-95  
 Duncan .....1915  
 Duncan, Curtis D. ....1992  
 Duncan, Johnny W. ....1968-69  
 Dunlap, Christopher D. ....2003-04-05-06  
 Dunlap, E.O. ....1928-29-30(c)  
 Dunmon, Lawrence D. "Trey" .....2006-07  
 Dunn, Duncan, F. ....1965  
 Dunwoody, H.R. ....1916  
 Durant, R.J. ....1927-28  
 Durham, James L. ....1952-53-54  
 Durham, Step. ....2014-15-16-17  
 Dwyer, Jonathan .....2007-08-09  
 Dyett, Marvin B. ....1978-80-81-82  
 Dyke, Daniel R. ....1999-00-01-02  
 Dyke, H.E. ....1939-40-41  
 Dykes, Bryce .....2008



**John Dewberry (1983-85)**

**E**

Earls, Correy .....2007-08-09-10  
 Eastburn, Reid P. ....1992  
 Eastman, William P. ....1965-66-67  
 Easley, Chuck .....1983-84-85  
 Eaves, S.P. ....1940  
 Echols, Berwin C. ....1999  
 Ecker, Harry A. ....1954-55-56  
 Economos, Andrew J. ....2002-03-04  
 Ector, W.H. ....1937-38-39  
 Edge, Arthur B. ....1952  
 Edwards, Christopher B. ....1996-97-98-99  
 Edmunds, George R. ....1965-66-67(c)  
 Edwards, Darrell .....1987  
 Edwards, G.L. ....1936-37  
 Edwards, J.E. ....1941  
 Edwards, Kenneth M. ....1965  
 Edwards, Howard T.J. ....1988-89-90  
 Edwards, Mario .....2008-09-10  
 Edwards, W.H. ....1928-29-30  
 Egbuniewe, Anthony .....2008-09-10  
 Elders, William E. ....1961  
 Eldredge, D.C. ....1941-42  
 Ellerbee, Terry E. ....1972-73-74  
 Elliott .....1925  
 Elliott, Bruce E. ....1971-1972-1974  
 Elliott, Thomas .....1965-66-67  
 Ellis, Carl S. ....1976-77  
 Ellis, Marion D. ....1954-55-56  
 Ellis, William C. ....1965  
 Elmer, E.E. ....1909-10-11  
 Elrod, Ronald H. ....1965  
 Emerson, C.L. ....1908  
 Emerson, Richard L. ....1963-64  
 Engel, Curtis S. ....1970-71-72  
 Enzweiler, Ronald J. ....1970-71  
 Ericksen, Harold J. ....1959-60-61  
 Escoe, Kenneth D. ....1981-83  
 Etheridge, Matthew T. ....2000-01-02  
 Etheridge, Robert G. ....1979-80-81-82  
 Eubanks, Bobby Joe .....1955  
 Eubanks, R.W. ....1933-34-35  
 Eubanks, Timothy E. ....1967-68  
 Evans, Jamaal .....2006-07  
 Evans, Tyler .....2006-07  
 Evatt, Richard I. ....1968-69-70  
 Everett, Charles B. ....1960






Everhart, Clayton W. ....	1971-72	Freeman, KeShun .....	2014-15-16-17(c)	Glover, William .....	1999-00-01-02
Ewing, Tim .....	1988-89	Freeman, Russell W. ....	1989-90-91	Godhigh, Robert .....	2010-11-12-13
Ezell, C.S. ....	1929-30-31	Frey, Roger A. ....	1952-53	Godsey, George R. ....	1998-99-00-01(c)
Eziemefe, Ajenavi C. ....	2002-03-04-05	Friday, Raymond J. ....	1978-79	Godwin, Walter .....	1924-25
Ezzard, Marquez .....	2020	Frierson, Martin .....	2006-07-08-09	Godwin, Jason .....	1994
		Frizzell, Everett E. ....	1949-50	Gold, Scott H. ....	1990-91
		Fromayan, Eason .....	2014-15-16	Golden, Jamal .....	2011-12-14-15
<b>F</b>		Fry, Erick J. ....	1989-90-91-92	Goldsmith, J.W. ....	1930-31-32
Fair .....	1925	Fry, F.E. ....	1933	Good, Larry V. ....	1966-67-68
Faisst, H.A. ....	1928-29	Frye, C.A. ....	1921-22-23	Gooding, H.T. ....	1932
Faith, Joseph W. ....	1967-68-69	Fulcher, Sim B. ....	1957-59	Goodroe, Robert S. ....	1958
Farmer, I.L. ....	1930	Fulcher, William M. ....	1953-54-55	Gookin, Richard B. ....	1954-55-56
Farnsworth, W.B. ....	1921-23-24	Furchgott, M.H. ....	1943-44	Goolsby, Brent S. ....	1989-90-91-92
Farrington, William E. ....	1961-62-63	Furlow, T.M. ....	1937-38	Goree, A.W. ....	1914-15
Faucette, Floyd S. ....	1957-58-59(c)			Goree, C.P. ....	1939-40
Faulk, Waymon D. ....	1963-64			Goree, C.P. ....	1909-10-11
Faulkinberry, David L. ....	1975-76	<b>G</b>		Goshay, Derek B. ....	1989-90-91-92
Faulkner, A.J. ....	1942-43	Gaines, H.D. ....	1944-45-46	Goss, Harry .....	1952
Faulkner, Gary A. ....	1971-72	Gaiver, W.E. ....	1919-20	Gossage, Tommy L. ....	1953-54-55
Ferguson, Edwin L. ....	1996	Gallagher, James J. ....	1988-89-90-91	Gossage, Walker E. ....	1951-52-53(c)
Ferguson, Nicholas A. ....	1995	Galloway, C.M. ....	1931-32-33	Gossett, A.H. ....	1945
Ferris, Henry A. ....	1949-50-51	Gamble, Patrick .....	2013-14-15-16	Gotsis, Adam .....	2012-13-14-15(c)
Ferst, F.W. ....	1918-19-20-21	Gann, Stanley V. ....	1960-61-62	Grace, Mike .....	1976
Fiebelkorn, Thomas M. ....	1965	Gardner, Adrian .....	2014	Graham, James .....	2019
Fielder, K.J. ....	1912-13-14-15(c)	Gardner, Andrew J. ....	2005-06-07-08 (c)	Graham Reggie S. ....	1992
Fields, Mark B. ....	1971-72-73	Gardner, Ellis P. ....	1979-80-81-82	Graham, Zollie S. ....	1970
Finch, Jay .....	2010-11-12-13	Gardner, G.C. ....	1922-23-24(c)	Granade, Kasey .....	1999
Fincher, J.T. ....	1921	Gardner, Richard W. ....	1968-69-70	Granger, H.G. ....	1921
Fincher, S.W. ....	1929-30-31	Garrett, James W. ....	1975-76	Graning, Charles H. ....	1959-60-61(c)
Fincher, W.E. ....	1916-17-18-19-20(c)	Gariety, Tony L. ....	1990	Grant, Lawton E. ....	1951
Findlay, Mark Garren .....	2003	Garner, Robert D. ....	1993-94-95	Grant, Walter B. ....	1953-54-55
Finley, Arley D. ....	1957	Garside, Troy R. ....	2006-07-08	Grant Rashaun A. ....	2004-05-06-07
Fischer, Bruce A. ....	1963-64	Gast, Darrell .....	1983-86-87	Grantham, John M. ....	1998
Fisher, Zach .....	2008-09	Gaston, Joe L. ....	1971-72	Gray, A.J. ....	2015-16-17
Fitzgerald, C.W. ....	1927-28-29	Gaston, Joseph H. ....	2003-04-05-07	Graydon, E.D. ....	1929
Fitzsimons, A.F. ....	1907	Gaston, R.W. ....	1943	Green, J.J. ....	2016-17
Fitzsimons, J.M. ....	1934-35-36(c)	Gathers, Gregory A. ....	1999-00-01-02	Green, Jerome A. ....	1956-57-58
Flanagan, D. ....	1947-48-50	Gause, Andrew Loyall .....	2005	Green, Robert Sterling .....	2001
Flatau, Arthur .....	1975	Gebhart, Smylie L. ....	1969-70-71	Green, Shawn .....	2011-12-13-14
Fleetwood, C.G. ....	1922-23	George, Vincent B. ....	1979-80-81-82	Greene, Jeff .....	2011-12
Fletcher, Carlson .....	2018	Geren, Preston, M. ....	1972	Greer, David L. ....	1974
Fleming, Louis S. ....	1974	Gerhardt, Alfonso W. ....	1965-66-67	Gregory, Sean A. ....	1998-99-00-01(c)
Flowers, A.R. ....	1918-19-20-21(c)	<b>Gibbs, Jahmyr</b> .....	2020	Gresham, Thomas S. ....	1965-66
Flowers, M.J. ....	1930-31	Gibbs, Wesley W. ....	1956-57	Gresham, William J. ....	1962-63-64 (c)
Flowers, Stanley M. ....	1955-56-57	Gibney, Richard B. ....	1972-73-74-75(c)	Griffin, Chris .....	2014
Flowers, William C. ....	1968-69-70	Gibson, E.H. ....	1933-34-35	Griffin, Corey .....	2014-15-16-17
Flowers III, Lethon .....	1991-92-93-94	Gibson, James L. ....	1966	Griffin, Edward D. ....	1961-62
Floyd, Charles R. ....	1976-77	Gibson, W.C. ....	1937-38-39(c)	Griffin, J.S. ....	1946-47-48-49
Folkner, Andrew .....	2007-08	Giddens, Scott .....	1991	<b>Griffin, Jamious</b> .....	2019-20
Fonts, Eladio L. ....	1957	Gilbert, Joseph .....	2008-09	<b>Griffin, JaQuon</b> .....	2019-20
Ford, Gregory N. ....	1981-82	Gilbreath, George C. ....	1949-50	Griffin, Lynn .....	2013-14-15
Ford, Jeffrey S. ....	1969-70-71	Gilchrist, Jerry M. ....	1989-90	Griffin, Sedic .....	2006-07-08-09
Ford Jr., Sidney B. ....	2000-01-02	Gilliam, Venice L. Thomas .....	2002	Grimes, Bill R. ....	1960
Foret, Russell A. ....	1959-60-61	Gilliland, Robert F. ....	1952	Grosz, Esmond A. ....	1987-88
Forrester, Wallace .....	1924-25	Gilmer, C.L. ....	1938	Grubbs, Ronald L. ....	1961
Fortier, Edmund A. ....	1979-81-82	Givens, Benjamin F. ....	1951-52-53	Gubba, Matthew S. ....	1995-96-97-98
Fortier, Michael E. ....	1964-65-66	Glad, Maurice L. ....	1966-68	Guill, M.F. ....	1916-17-19
Fortune, Elliott D. ....	1992-93-94	Glant, Brentavious .....	2016-17-18-19	Gunter, George S. ....	1968-69-70
Foschi, John Paul M. ....	2000-01-02-03(c)	Gianton, T. Keith .....	1981-82-83-84	Guthrie, Dallis R. ....	1960-61-62
Foster, John D. ....	1965-66	Glazier, Weyman A. ....	1955-56	Guyon, J.N. ....	1917-18
Foster, Stephen F. ....	1968-69-70	Glendinning, L.B. ....	1935	Guyton, Gary D. ....	2004-05-06-07
Fox, Keyaron J. ....	2000-01-02-03	Glenn, Jack .....	1931	Gwynn, Derek .....	1980-81-82-83
Fox, Sheldon J. ....	1978-79-80	Glenn, John .....	1924	Gwynn, Robert S. ....	1968
Foy, William S. ....	1973	Glenn, L.E. ....	1944-45-47-48		
Frakes, David H. ....	1994-95-96-97	Glisson, Alan A. ....	1965-66		
Frederick, Kyle W. ....	1990-91	Glover, R.G. ....	1915-16		


**Joe Harris (1972-74)**

H	Harwood, James G. ....	1962	Holiday, Hobie L. ....	2000-01
	Hatch, Jermaine .....	2000-02-03	Holland, R.F. ....	1925-27-28
	Hauck, A.E. ....	1929	Hollander, Robert E. ....	1966
	Hawkins, James D. ....	1964	Hollings, Tony T. ....	2000-01-02
	Hawkins-Anderson, Jair .....	2017	Hollomon, Curtis J. ....	1996-97-98
	Haycock, Michael S. ....	1962	Holmes, Keith F. ....	1987-88-89-90
	Hayes, J.A. ....	1914	Holt, Clifford R. ....	1960
	Haygood, Jimmy .....	1968	Holt, F.L. ....	1929-30
	Hays, L.C. ....	1934-35-36	Holton, Fred .....	2010
	Head, Anthony L. ....	1974-75-77	Holtsinger, E.M. ....	1944-45
	Healy, Robertson L. ....	1970-71-72	Honeycutt, Bradley T. ....	2002-03-04-05
	Healy, W.R. ....	1942-46-47(c)-48	Hood, E.J. ....	1925-26-27
	Hearn, Andy. ....	1984-85	Hood, R.E. ....	1935
	Hearn, W.W. ....	1926	Hook, L.W. ....	1946-47-48
	Hefflin, Malcolm D. ....	1978-79	Hoover, C.M. ....	1943
	Heggs, Marlon .....	1979-80	Horn .....	1926
	Helinger, Kerry S. ....	1970	Hornbuckle, Robert E. ....	1969
	Heller, Louis J. ....	1966	Horne, Gregory K. ....	1971-72-73
	Heller, Will S. ....	2000-01-02	Horton, Robert .....	1980-81-82-83
	Helm, Michael G. ....	1977-78-79	Horton, Tommy .....	1967
	Helmer, Percy C. ....	1967-69	Houck, J.F. ....	1945
	Helms, J.A. ....	1941-42-45	Houston, Reuben J. ....	2002-03-04-05
	Helzer, C.W. ....	1944	Howard, Cordaro .....	2006-07-08-09
	Hemingway, Keegan. ....	2020	Howard, Jeffrey A. ....	1990-91-92
	Henderson, Eric C. ....	2002-03-04-05(c)	Howard, Jerry .....	2017-18-19-20
	Henderson, Jaquan .....	2017-18-19	Howard, Walter E. ....	1958-59-60
	Henderson, Kevin .....	1984-85	Howell, Kenneth R. ....	1979-80-81-82
	Henderson, Steven M. ....	1978-79-80-81	Howington, Dan. ....	1980-81
	Hendley, Daniel R. ....	1965	Huddleston, Gregory D. ....	1972-73
	Hendrix, David T. ....	1991-92-93-94	Huff, Charles F. ....	1954-55
	Henefield, George P. ....	1972	<b>Huff, Jordan</b> .....	2020
	Hennessey, Alan W. ....	1971-72	Huffines, R.D. ....	1918-19-23-24
	Henry, Georgia W. ....	1964-65-66	Hughes, Eddie L. ....	1969-70-71
	Henry, Urban A. ....	1956-57	Hughes, Ralph J. ....	1994-95-96-97
	Hensley, Sam P. ....	1951-52-53	Hughley, Kelvin K. ....	1999
	Henson, Douglas C. ....	1978-79	Humphreys, George W. ....	1952-53-54
	Herron, E.D. ....	1928-30	Humphreys Jr., Henry C. ....	1948-49-50
	Hertenstein, James M. ....	1969	Hunsinger, John S. ....	1953-54
	Hester, Marvious D. ....	1999-00-01-02	Hunt, A.T. ....	1921-22-23
	Hicks, David L. ....	1986-87-88-89	Hunt, Alex. ....	1950-51-52
	Hicks, John H. ....	1951	Hunt IV, Alexander Trotter .....	1998
	Hickson, Donald N. ....	1991-92-93-94	Hunt, Cheyenne. ....	2018
	Higgins .....	1917	Hunt-Days, Jabari. ....	2012-13-15
	Higgins, Hal F. ....	2001-02-03	Hunter, Mark. ....	1973-74-75
	Hightower, J.T. ....	1919	Huntley, Sammy L. ....	1981-83
	Hightower, W.H. ....	1918	Hutchinson, H.G. ....	1938
	Hill, A.B. ....	1915-16-17	Hutko, Albert J. ....	1969-70
	Hill, Andrew .....	1975-76-77-78	Hutto, David M. ....	1989-90
	Hill, D. ....	1907-08-11	Hutton, W.B. ....	1912
	Hill, Deon .....	2011-12-13-14	Hydrick, Lawton A. ....	1974-75-76-77
	Hill, Harold C. ....	1965-66	Hyland, Tim .....	1976
	Hill, Jason .....	2007-08		
	Hill, Kent A. ....	1976-77-78	<b>I</b>	
	Hill, M.E. ....	1943	Inglett, Forest W. ....	1965-66
	Hill, Richard .....	1973-74	Ingram, Riccardo .....	1984-85-86-87
	Hill, Stephen .....	2009-10-11	Inman, Richard E. ....	1951-52-53
	Hillmeyer, Greg. ....	1984	Irwin, B. King. ....	1979
	Hills, G.B. ....	1943-44-45	Irwin, F.L. ....	1925-26
	Hills, Richard .....	1985-86-87	Isaacs, R.C. ....	1929-30-31
	Hinojosa, Roberto .....	2015	Isom, Roosevelt. ....	1984-85-86-87
	Hinson, Wayne D. ....	1974	Ison, R.L. ....	1938-39-40
	Hoats, John R. ....	1969-70	Ivemeyer, Bailey. ....	2017-18
	Hodge, Bobby G. ....	1981-82-83	Ivemeyer, John .....	1982-83-84-85
	Hoffman, Marvin D. ....	1969	Ivery, Eddie Lee. ....	1975-76-77-78(c)
	Hogan, Mark .....	1983-84-85	Ivery Jr., Eddie L. ....	2004

Ivey, Jared ..... 2020




**Eddie Lee Ivey (1975-78)**

**J**

Jackson, Albert J. .... 1995  
 Jackson, Chris ..... 2011-12  
 Jackson, C. Huntington ..... 1992  
 Jackson, Jaquan ..... 2018  
 Jackson, Johnathan D. .... 2001-02-03-04  
 Jackson, Kyle ..... 2008, 2010  
**Jackson, Quez** ..... 2019-20  
 Jackson, Reginald P. .... 1976  
 Jackson, Steven A. .... 1994-95-96  
 Jackson, Thomas E. .... 1962-63-64  
 Jackson, Tre' ..... 2015-16-17-18  
 Jackson, Vernon E. .... 1971-72-73  
 Jackson, Will ..... 2010-11-12-13  
 James, Calvin E. .... 1957-58-59  
 James, Dennis H. .... 1967-68-69  
 James, John E. .... 1948  
 James, Patrick M. .... 1985-86-87-88  
 Jamison ..... 1926  
 Jane, Jay ..... 1986-87  
 Jaracz, Robert ..... 1980-81-82  
 Jarrett, Omarhi ..... 2017-19  
 Jarrett, Roy E. .... 1964-66  
 Jarrett, Robert Tyler ..... 1991-92-93  
 Jasper, Deron ..... 2007-08-09  
 Jefferson, Brad ..... 2007-08-09-10 (c)  
 Jenkins, Herbert R. .... 1974-75-76  
 Jenkins, W.K. .... 1909-10  
 Jenkins, Darryl G. .... 1987-88-89-90(c)  
 Jenkins, Walter T. .... 1949  
 Jeune, Ricky ..... 2014-15-16-17  
 Jobson Jr., Robert W. .... 1971  
 Joe, Erin ..... 2014-15  
 Johnson, C.E. .... 1917-20-21  
 Johnson, Calvin ..... 2004-05-06(c)  
 Johnson, Charles M. .... 1974  
 Johnson, Cleo C. .... 1972-73  
 Johnson, Gary L. .... 1999-00-01-02  
 Johnson, G.L. .... 1909-19  
 Johnson, Isaiah ..... 2010-11-12-14  
 Johnson, Jalen ..... 2015-16-17-18  
 Johnson, James A. .... 2005-06-07  
 Johnson, James H. .... 1975  
 Johnson, James M. .... 1974  
 Johnson, James R. .... 1952-55-56

**Johnson, Kenan** ..... 2020  
 Johnson, Kenton ..... 2003-04  
 Johnson, Lucas ..... 2017-19  
 Johnson, Michael ..... 2005-06-07-08 (c)  
**Johnson, Ryan** ..... 2020(c)  
 Johnson, Tim L. .... 1991  
 Johnson, Thomas B. .... 1990-91-92-93(c)  
 Johnson, Virgil L. .... 1996-97-98  
 Johnson III, Henry W. .... 1976-77-78-79  
 Johnston, J.T. .... 1913-14-15-16 (c)  
 Jolly, Michael R. .... 1976  
 Jones, A.E. .... 1935-36-37  
 Jones, Andrew Shawn ..... 1989-90-91-92 (c)  
 Jones, Bart ..... 1983-84-85-86  
 Jones, C.D. .... 1908  
 Jones, J.T. .... 1930-31-32  
 Jones Jr., James A. .... 1952-53-54  
 Jones, James D. .... 1965  
 Jones, J. Dante ..... 1981-82-83-84  
 Jones, Lloyd Dwight "Djay" ..... 2004-05-06-07  
 Jones, Roddy ..... 2008-09-10-11 (c)  
 Jones, T.G. .... 1928-29-30  
 Jones Jr., Thomas F. .... 1971-72-73  
 Jordan, David M. .... 2003-05  
 Jordan, Dewey E. .... 1963  
 Jordan, Hugh Mitchell ..... 1991-92  
 Jordan, J.A. .... 1946-47-48-49  
 Jordan, J.P. .... 1942  
 Jordan, Matthew ..... 2015-16-17  
 Jordan, R.J. .... 1946-47  
 Jordan, W.H. .... 1935-36-37  
 Jordan, W.W. .... 1940-41  
**Jordan-Swilling, Bruce** .. 2017-18-19-20  
 Joseph, Gary V. .... 1994-95-96  
 Josephson, Andrew D. .... 1998-99  
 Jurgensen, Paul ..... 1985-86-87

**K**



**Brent Key (1997-2000)**

Kagawa, Shaun ..... 2014-15-16-17  
 Kallon, Francis ..... 2013-14-15-16  
 Kamp, Matt ..... 2007  
 Karlo, Daniel M. .... 1971  
 Katz, Morris ..... 1934  
 Kaylor Jr., J. Leroy ..... 1979-81-82  
 Keeling, Kane ..... 2000  
 Keener, L. .... 1927-28  
 Keisler, Jeffrey ..... 1980-81-82-83

Kelley, John L. .... 1975-76-77-78  
**Kelley, Jude** ..... 2020  
 Kelley, Michael D. .... 1978-79-80-81  
 Kelly, Quincy ..... 2007-08  
 Kelly, Sam ..... 1980-81  
 Kelly, W.J. .... 1945  
 Kelsey, Nathaniel ..... 1985-86-87-88  
 Kemble, Jason A. .... 2000-01  
 Kentera, Larry K. .... 1979-80-82  
 Kepano, Anthony H. .... 1981-82-83-84  
 Kercher, Jim ..... 1996-97  
 Kercher, Mark E. .... 1976  
 Kerr, Ajani ..... 2017-18-19  
 Key, Donald Brent ..... 1997-98-99-00(c)  
 Kicklighter Jr., Haven L. .... 1964-65-66  
 Kidd, Charles W. .... 1966-67-68  
 Kidd, John Paul ..... 1920-21  
 Kidney, Tyler ..... 2010-11-12  
 Kiltie, James H. .... 1966  
 Kilzer, J.W. .... 1943-45-46  
 Kimsey, Richard A. .... 1990-91-92-93  
 Kinard, William D. .... 1966-67-68(c)  
 King, Brenton ..... 2017-19  
 King, Cliff ..... 1924  
 King, Donald K. .... 1965-66-67  
**King, Jaylon** ..... 2019-20  
 King, Malcolm ..... 1984-85-86-87(c)  
 King, Miles ..... 2007  
 King, Noah H. .... 1998-99  
 Kingrey, Carlo ..... 1946  
 Kitchen, Jimmie ..... 2013  
 Klare, John ..... 1984-85  
 Klock, Trey ..... 2015-16  
 Knapp, Kevin R. .... 1998-99  
**Knight II, Demetrius** ..... 2019-20  
 Knox, Lambert J. .... 1951-52  
 Konemann, M.J. .... 1935-36-37  
 Koncul, Christopher ..... 2001  
 Koon, Keron Reginald ..... 2000-01-02  
 Kramer, Stephen A. .... 1968-70-71  
 Krish, Zach ..... 2008-09-10  
 Kroll, E. James ..... 1973-74-75  
 Kroner, F.R. .... 1931  
 Kryszon, Guenter ..... 1998-99  
 Kuale, Ejiro M. .... 2001  
 Kuhn, James ..... 1941-42  
 Kupper, Robert G. .... 1974-75  
 Kushon, James E. .... 1990-91-92  
 Kyker, D.C. .... 1945  
 Kyle Jr., George G. .... 1974-75-76

**L**

Lackey, D.E. .... 1937-38-39  
 Lackey, J.D. .... 1931-32-33  
 Ladner, Larry ..... 1950  
 Lafkowitz, Larry M. .... 1959-60-62  
 Lagana, John E. .... 1965-66-67  
 Lagod, Chet ..... 2019  
 Laircey, Jim L. .... 1969-70-71  
 Lam, Herman ..... 1969-71  
 Lamar, L.H. .... 1918  
 Lamb, H.W. .... 1941  
 Landers, Mike ..... 1994-95  
 Landry, Dawan F. .... 2002-03-04-05  
 Lands-Davis, Mikell ..... 2015

Lang, R.M.	1913-14-15-16
Lang, Thomas D.	1971-72-74
Langstaff, Witt	1948-49
Lanier, Gary A.	1976-77-78-79
Lansing, A.R.	1945-48
Lantz, Toby	1982-83
Lantz Jr., Richard W.	1970-71-72(c)
Lasch, John A.	1956-57-58
Laskey, Zach	2011-12-13-14
Lassiter III, Issac H.	1965
Lavette, Robert L.	1981-82-83-84
Lavin, James W.	1988-89-90
Law, H.G.	1929-30
Laws, E.E.	1931-32-33(c)
Lawson, Carl A.	1989-90
Lawson, Clyde W.	1959
Lawson, John W.	1961
Lawston, Anthony L.	2000-01-02
Laxson, Victor V.	1961
<b>Lay III, William</b>	2019-20
Lear, Donald J.	1987-88
LeBeay, C.D.	1920-21
Lederle, Albert J.	1961
Ledford Jr., Parvin E.	1963
Lee, Brian T.	2000-01-02
Lee, C.L.	1940
Lee, Garrett P.	1962-63-64
Lee, Gary	1983-84-85-86
Lee, Ivery	1983-84-85-87(c)
Lee, Jahaziel	2016-17-18
Lee, Rodney J.	1977-78-79
Lee, Vad	2012-13
Leidy, Dale W.	1979
Lentz, Jeff	2009-10
<b>Leonard, Dylan</b>	2019-20
Leone, Christopher M.	1994
Lester, Gregory J.	1987-88-90-91
Leuhrman, H.	1909-10-11
Levens, Herbert Dorsey	1992-93(c)
Lewis, Charles M.	1958
Lewis, Clarence Jamal	2004-05-06-07
Lewis, Clifford S.	1976
Lewis, F.C.	1909-10
Lewis, John D.	1990-91
Lewis, Richard O.	1969-70-71
Lewis, Ronald W.	1958
Lewis, Terrell	2014-15-16-17
Liipfert, James	2006-07-08
Lillard, J.B.	1926-27
Lillie, Michael J.	1997
Lilly, Sammy	1983-84-85-87
Lincoln, James M.	1991-92-93-94
Lincoln, Robert W.	1961
Lindsey, J.B.	1934-35-36
Lindsey, Steven L.	1987
Lindsley, Charles S.	1969-70
Linginfetter, William S.	1955
Littleton, Harry J.	1961
Lockhart, Jon	2009-10
Lockhart, Mike	2020
Loeb, A.L.	1911-12-13
Loesch, Casey B.	2001-02
Logan, M.J.	1943-44(c)
Logan, Mark A.	2001-02-03-04
Logan, Reginald B.	1958

Logan, W.W.	1942
<b>Long, Cade</b>	2019-20
Long, Joshua W.	1998
Long, Stanley M.	1972-73
Lonowski, Jacob L.	2005-07
Lothridge, Billy L.	1961-62-63(c)
Lowe, Lawrence D.	1977-78-79-80
Lowrey, R.O.	1942
Lubischer, Anthony J.	1973-74-75
Lucas Jr., J.	1913-14
Luck, C.F.	1907
Luck, J.	1910
Luck, J.K.	1942
Luck III, James K.	1970
Luginbill, Thomas C.	1994
Lukkar, Steven B.	1975-76
Lumpkin, Roy	1928
Luna, R.C.	1929
Lupton, Dale B.	1948-49
Lusk, Bob	1950
Lutz, David G.	1979-80-81-82(c)
Lyman, W.P.	1921-22
Lynch, Clinton	2015-16-17-18
Lyons, Matthew A.	1950-51-52
Lyons, Preston	2009-10-11
Lyons, R.M.	1934


**Eddie McAshan (1970-72)**

Mabra, Ronald	1998-99
Machen, B.J.	2009, 2011
MacIntyre, George Michael	1987-88
Mack, Charles	1985-86
MacKendree, James A.	1989-90-92
Mackley, Roy L.	1958
Macy, Richard T.	1970-71-72
Madigan, William V.	1999
Maiello, Peter P.	1994-95
Maker, David	1995
Mallard Antonio	2018
Malone, Alfred W.	2001-02
Malone, George R.	1985-86-87-88
Malone, Jonathan	2007-08
Malone, Ralph	1982-83-84-85
Maloney Jr., William H.	1981
Malooof, George B.	1949-50-51
Malooof, Jeffrey R.	1987-88
Malta, Joseph W.	1974-75

Mancaruso, James M.	1988
Mancil, Steven Wade	1993
Maness, Devon	1978-79
Manget, Thomas Luke	1999-00-01-02
Manion, Tim	1982-83-85-86
Manley, Kyle T.	2005-07
Mann, Devon	1978-79
Mann, Danny J.	1978
Manning, George	1941-42-43(c)
Manning, Mark	1980
Marble, James A.	1977-78
Marcordes, Tyler	2012-13-14
Marion, Jessie D.	1986-87-88-89
Marius, Laurence	2006
Maree, G.L.	1928-29-30
Marshall, Andrew	2014-15-16-18
Marshall, J.A.	1940-42(c)
Marshall, John	1924-25-26
Marshall, Marcus	2015
Marshall, TaQuon	2015-17(c)-18(c)
Martenson, Chase	2017
Martin, Buck	1950-51-52
Martin, Chris	2018-19
Martin, Jake W.	1961-62-63(c)
Martin, Jon S.	1961-62-63
Martin, L.J.	1925-26-27
Martin, Michael D.	1980-81-82-83
Martin, W.S.	1933-34
Martin Jr., Jake W.	1986-87-89-90
Marvin, John	2014-15
<b>Mason, Jordan</b>	2018-19-20
Mason, Kent L.	1974
Mason, Shaquille	2011-12-13-14(c)
Mason Jr., Rausey W.	1957-58
Massey, Robert	1984-85-86-87
Massey, Spence	2020
Mathews, George	1944-45-46-47
Mathias, Clark	1915-17-18
Mathis, Jeffrey D.	1986-87-88-89
Matlock, John R.	1961-62-63
Matthews, Michael	2004-05-06
Matthews, W. Clay	1947-48-49
Matthews, Zach	2015-16-17
Mattison, Richard C.	1954-55-56
Matvay, Russell	1998-99-00-01
Mauck, H.M.	1914-15-16
Mauldin, Tim	1984-85
Maynard, Charles N.	1956-57
<b>Maye, Michael</b>	2019-20
Mays, Jerry D.	1985-86-88-89(c)
Mays, Reggie	1983
Mayton, John A.	1969-71
McAden III, Rufus Y.	1962
McArthur, J.R.	1930-31-32
McAshan III, Eddie	1970-71-72
McCabe, Richard	2001
McCaskill, Robert M.	1974-75
McCawley, George R.	1955
McCawley, Taylor	2020
McClary, Jeremiah	1987-88-89-90(c)
McClellan, Austin	2015-16
McCloskey, Frank	1968-69-70-71
<b>McCollum, Nate</b>	2020
McCommons, Stephen R.	1976-77
McConnell, F.	1922-23





North, Robert E. .... 1948-49-50  
 Norton, Darrell D. .... 1981-82-83-84  
 Novak, George A. .... 1971  
 Nowell, Hal Gordon (honorary) ..... 1919  
 Nutting Jr., John E. .... 1959-60

**O**

Oenbrink, Robert M. .... 1969  
 Okebie, Onu. .... 2010  
 O'Kelley, C.S. .... 1945  
 O'Leary, Timothy ..... 1991  
 O'Leary, Martin ..... 2001  
 Olive, Sammy R. .... 1979-80  
 Oliver, Adamm L. .... 2004-05-06-07  
 Oliver, Brandon ..... 2013-14-15  
 Oliver, Kaleb ..... 2018-19-20  
**Oliver, Tobias** ..... 2018-19-20  
 Olson, J.W. .... 1945  
 Oltz, H.F. .... 1927  
 O'Neal, John F. .... 1978  
 O'Neill III, John C. .... 1969-70-71  
 O'Neill Jr., John H. .... 1948-49  
 O'Neill, Michael O. .... 1961  
 Onwuulu, Denis ..... 2015  
 O'Reilly, Thomas ..... 2013  
 Orr, Jeffrey E. .... 1977  
 Osborne, Terrell H. .... 1977-78  
 Oven, John M. .... 1970-71-72  
 Owen, Charles L. .... 1987-88-89  
 Owen, Kenneth S. .... 1954-55-56  
 Owens, Antwan ..... 2017-18-19-20  
 Owens, Philip A. .... 1979  
 Owings Jr., James B. .... 1971-72-73

**P**

Page, J.A. .... 1937-38  
 Page, P.F. .... 1942  
 Page, Warren Craig ..... 1996-97-98  
 Paige, Jamal ..... 2009-10  
 Pair, R.H. .... 1939  
 Pallman, Charles M. (Chip) ..... 1968-69-70  
 Palmer, Thomas M. .... 1985-86-87-88  
 Papushak, Jeffrey A. .... 1991-92-93-94  
 Paquette, Alex ..... 2007  
 Parham, R.S. .... 1926-28  
 Parker, Edward H. .... 2005  
 Parker, Ken ..... 1982-83-84-85  
 Parker, Stacy J. .... 1989-90-91-92  
 Parker, Travis A. .... 2002-03-04  
 Parise, Ron ..... 1972  
 Pasanella, Dave ..... 1983-84  
 Paschal, William A. .... 1942  
 Paschal, William A. .... 1962-63-64  
 Pass, James R. .... 1975-76-77(c)  
 Patelles, Lucas ..... 2019  
 Patterson, Donald R. .... 1976-77-78(c)  
 Patterson, H.W. .... 1908-09-10-11  
 Patterson, Jack D. .... 1951-52  
 Patton Jr., George Lee ..... 1994-95  
 Patton, J.S. .... 1913-14  
 Patton, James W. .... 1947-48-49-50  
 Paul, Jerry L. .... 1968  
 Pauline, James V. .... 1965  
 Paynem, Robert G. .... 1975

Pearson, Toby ..... 1984-85-86-87  
 Peek, Colin D. .... 2005-07  
 Peek, J.W. .... 1945  
 Peeler, T.B. .... 1931  
 Peeler, Patrick ..... 1993  
 Peoples, Embry ..... 2008-09-10-11  
 Peoples, Joel T. .... 1977-78-79-80  
 Penley Jr., James W. .... 1965-66-67  
 Peoples, Kevin L. .... 1989-90-91-92  
 Perdoni, Renso G. .... 1969-70  
 Perkeron, J.G. .... 1933-34  
 Perkeron, L.N. .... 1939  
 Perkins, Charles ..... 2011-13-14  
 Perkins Jr., Thomas B. .... 1978-79  
 Perry, Elton P. .... 1954  
 Peryman, Nathan ..... 1993-94-95-96(c)  
 Person III, James W. .... 1968-69  
 Peters, Jason ..... 2008-09-10-11  
 Petersen, W.B. .... 1931-32-33  
 Peterson, Michael ..... 2008-09-10-11  
 Pettit, J.W. .... 1946-47-48  
 Pettis, Terry L. .... 1987-88-89-90  
 Pharr, Stephen B. .... 1989-90-91 (c)-92(c)  
 Phenix Jr., H. Rees ..... 1952-54  
 Phillips ..... 1919(c)  
 Phillips, D.J. .... 1932-33-34(c)  
 Phillips, G.M. .... 1915-16-17-19(c)  
 Phillips, J.R. .... 1943-44-46-47  
 Phillips, Jeremy M. .... 2002  
 Phillips, Michael D. .... 1981-82-83  
 Pierce, Jeffrey A. .... 1978-79-80-81  
 Pike, Mark ..... 1982-83-84-85  
 Pilgrim, Raymond W. .... 1957-58-59  
 Piller, Zachery P. .... 1994  
 Plaster, R.A. .... 1940-41-42(c)  
 Polk, Charles D. .... 1968-69  
 Poole, George ..... 1950-51-52  
 Poole, J.M. .... 1932-33  
 Poole, W. Owen ..... 1924-25-26 (c)  
 Poole, Sean ..... 2010-11-12-13  
 Pope, E.G. .... 1946-47-48-49  
 Poree, Albert ..... 2001  
 Porter, C.E. .... 1912  
 Porter, Joel E. .... 1973-74-75-76  
 Porter, John K. .... 1983-84-85  
 Porter, John T. .... 1986-87  
 Pounds, Cleve ..... 1982-83-84-85  
 Powell, David C. .... 1998  
 Powell, James R. .... 1959-60  
 Powers, Steven ..... 2007  
 Prather, Robert S. .... 1963  
 Preas, J.H. .... 1913-14-15-16  
 Preston, C.B. .... 1934-35-36  
 Pretz, Dick ..... 1950-51-52  
 Price, Elbert L. .... 1966  
 Price, Elliot A. .... 1974-75-76  
 Price, Mitchell ..... 1993  
 Priestley, Jerry M. .... 1963-64-65  
 Prokop, E.S. .... 1942-43  
 Pund, H.R. .... 1926-27-28(c)  
 Putnal, Stephen S. .... 1971-72-73

**Q**



Queen, William L. .... 1947-48-49  
 Quigg, B.G. .... 1939-40

Quinn, Martin ..... 1993  
 Quinney, Zach ..... 2018-19-20(c)  
 Quinton Jr., Billy D. .... 1977

**R**


Raible, Steven C. .... 1973-74-75  
 Raine, J.M. .... 1935  
 Rainey, H.W. .... 1913  
 Rampley, C. Todd ..... 1985-87-88  
 Randolph, R.L. .... 1926-27-28  
 Rank, Matthew B. .... 1978-79-80  
 Rassau, Thomas J. .... 1974  
 Rathbun, Ira ..... 1950  
 Ratterman, G.A. .... 1920  
 Ray, Darryl ..... 1989-90  
 Rawlins, Ricky A. .... 1973  
 Read, R.C. .... 1927  
 Rearden, Joseph W. .... 2003  
 Redford, David E. .... 1951-54  
 Reed, John N. .... 1957-58-59  
 Reed, Lamont S. .... 1993  
 Reese, Dominique ..... 2007-08-09-10  
 Reese, James C. .... 1990  
 Reese, Larry C. .... 1976-77-78  
 Reeves, H.L. .... 1923  
 Reeves, Robert ..... 1924  
 Register, Gerry G. .... 1974  
 Reid Jr., James E. .... 2004-05  
 Reid, Lee R. .... 1959-60-61  
 Reid, Rashaad ..... 2008-09-10-11  
 Reid, R.C. .... 1926  
 Reilly, Hugh O. .... 2000-01-02-03(c)  
 Reis, Christopher E. .... 2002-03-04-05(c)  
 Rhino, Chappell ..... 1950-51-52  
 Rhino, Daniel V. .... 1974-75-76  
 Rhino, Kelley W. .... 1999-00-01-02  
 Rhino, Randall P. .... 1972-73-74  
 Rhodes, Matthew D. .... 2004-05-06-07  
 Rhodes, Robert M. .... 1988  
 Rice, Anthony L. .... 1990-91-92-93  
 Rice, Ronald ..... 1980-81-82-83  
 Richard II, Darryl ..... 2004-06-07-08 (c)  
 Richards, C.P. .... 1939  
 Richards, Charles James ..... 1994  
 Richardson, Alpette ..... 1975-78-79  
 Riddle, Dave ..... 1982  
 Riggie, John O. .... 1969-70  
 Riles, Wayne J. .... 2006  
 Rimmer, Walter ..... 1937-38  
 Ritter, W.O. .... 1943-44  
 Rivera, Malik ..... 2018  
 Roberson, Avery R. .... 2004-05-06-07  
 Robert, L.W. .... 1907  
 Roberts, C.H. .... 1933-34  
 Roberts, Chase ..... 2013  
 Roberts, Linwood ..... 1954  
 Roberts, Roderick D. .... 1996-97-98  
 Roberts, S.A. .... 1935-37  
 Roberts, Zach ..... 2018  
 Roberts-Blake, Raymond A. .... 2000-01-02 (c)  
 Robertson, Darrell T. .... 2004-05-06-07  
 Robertson, Greg ..... 1985  
 Robertson, Justin E. .... 1995-96-97-98  
 Robinson, C.B. .... 1909-10  
 Robison, Donald R. .... 1971-72-73

Robinson, James P. ....	1972-73-74	Sackett, G.W. ....	1934	Sheppard, Steve V. ....	1975-76-77
Robinson, Leon A. ....	2001-02-03-04	Saint-Amour, Anree ....	2015-16-17-18	Sheridan, Michael A. ....	1995-96-97-98
Robinson, Robie ....	1950	Sale, Oliver H. ....	1954-55	Sheridan, Robert E. ....	1961
Robinson, Tony ....	1997-98-99-00	Salem, Richard. ....	1981-82-83	Sherman, Robert G. ....	1951-52-53
Robison Jr., David M. ....	1956-58	Salisbury, Kevin M. ....	1986-87-88-89	Sherrill, Jeff. ....	1986
Rochester, Denny A. ....	1979-81-82	Salome, Joe M. ....	1950	Shields, William D. ....	1972-73-74
Rocker, Albert. ....	2008-09-10	Sammons, David ....	1994	Shiver, David N. ....	1968-69-70
Rodgers, Franklin C. ....	1951-52-53	Sampson, Michael J. ....	2002	Shoemaker Jr., Jacob W. ....	1952-53
Rodriguez, Robert E. ....	1989-90-91-92	<b>Sanders, Adonicas</b> ....	2019-20	Shook, Claude E. ....	1965-66-67
Rodwell, Ryan ....	2012-14-15-16	Sanders, C.R. ....	1939-40-41 (c)	Showell, Avery. ....	2019-20
Rogers, Alan ....	1980	Sanders, Hugh A. ....	1964	Showman, Mark A. ....	1975-76
Rogers, Bill ....	1980	Sanders, Leavitt F. ....	1972-73	Shuberg, David A. ....	1992
Rogers IV, Charles B. ....	1965	Sanford Jr., Lucius M. ....	1975-75-76-77 (c)	Shuler, Theodore R. ....	1951-52
Rogers, Eugene Jackson ....	2002-03	Santospago, Louis F. ....	1968	Shulman, I. ....	1927-28
Rogers, J.R. ....	1917-18	Sargent, John A. ....	1972-73-74	Shuman, Jimmy H. ....	1960
Rogers, John E. "Charlie" ....	1995-96-97-98(c)	Saunders, Jalen. ....	2014-15	Sias, John R. ....	1966-67-68
Rogers, Nicholas A. ....	1999-00-01(c)	Saussy, Hugh ....	1924	Sides, James V. ....	1959-60
Rogers, Phillip F. ....	1995-97-98-99	Scales III, Herbert K. ....	1974-75-76	Siffr, Joseph C. ....	1987-88-89-90
Rogers, Ronald W. ....	1994-95-96-97(c)	Scarboro, D.D. ....	1918-19-20-21	Simerville, Lester T. ....	1957-58
Rogers, Stuart ....	1980-81-82-83	Scharfswerd, E. ....	1943	Simmons, Antonio. ....	2014-15-16-17
Rogers, Travis W. ....	2005	Scharfswerd, William R. ....	1949	Simmons, Charlie. ....	1991-93-94
Rollins, Robert T. ....	2005	Schmidgall, David E. ....	2000-01	Simmons, Christopher ....	1987-88-89-90
Roof, Terence E. "Ted" ....	1982-83-84-85(c)	Schmidt, Robert K. ....	1978-79	Simmons, David A. ....	1962-63-64
Roof, T.D. ....	2017	Schnitzer, Ray L. ....	1974-75-76-77(c)	Simmons, DeShaan Z. ....	1995-96-97
Rook-Chungong, Rod ....	2014-15-16	Schroeder, Christian ....	2003	Simmons, Lamont. ....	2016-17-18
Roper, Bradley R. ....	1977-78	Schroer, John W. ....	1964-65-66(c)	Simmons, Roy F. ....	1975-76-77-78
Rosamilia, Mike ....	1983-84-85-86	Schultz, Mark H. ....	1980-81-82	Simons, James S. ....	1977-78-79
Rosamond, W.I. ....	1935	Schwetje, Craig ....	1993	Sims, David B. ....	1974-75-76
Rose, John L. ....	1975-76	Scott, Kenneth M. ....	2003-04-05-06	Sims, David. ....	2010-11-12-13(c)
Rose, Thomas E. ....	1955-56-58	Scott, Franklin R. ....	1990-91-92	Sims, Jack ....	1986
Rosinski, Michael D. ....	1970	Scott, Rusty. ....	2013-15	<b>Sims, Jeff</b> ....	2020(c)
Ross, Arthur E. ....	1950-51	Scotton, Stefan D. ....	1987-88-89-90	<b>Sims, Myles</b> ....	2019-20
Rotenberry, Paul D. ....	1954-55-56	Scully, David ....	2011-12	Sims, Quentin ....	2009
Rountree, A.J. ....	1914	Scully, Dennis W. ....	1972-73	Sims, T.F. ....	1935-36-37(c)
Rowe, Jonathan. ....	2003	Seager, Tim ....	2013-15	Sims, W.E. ....	1937
Rowlett, Mark ....	1977	Seamon, Robert B. ....	1966-67-68	Sinclair, B.W. ....	1909-10
Rucker, Charles A. ....	1974-75-76-77	Searcy, Qua. ....	2015-16-17-18	Singleton, Timothy M. ....	1957
Rudolph, Coleman H. ....	1989-90-91-92(c)	Selembo, Josh ....	2017	Sircy, Walter Z. ....	1960-61-62
Rudolph, Jake. ....	1950-51-52	Sellers, Bradley A. ....	2006-07-08-09	Sisson, Scott O. ....	1989-90-91-92
Rudolph, John L. ....	1957-58-59	Sellinger, Frank L. ....	1965		
Ruffin, Larry W. ....	1951-52-53	Sendobry, Doug ....	1985-87		
Rush, Angelo ....	1989-90	Sennett, Bill ....	1953-54		
Rusk, W. ....	1927-28-29(c)	Senules, Edward A. ....	1975		
Rutherford, Bruce F. ....	1969-71	Senter, J.C. ....	1914-15-16		
Rutland, Reginald ....	1983-84-85-86	Sernulka, Leonard S. ....	1975		
<b>Ryans, Curtis</b> ....	2019-20	Serpico, Matt ....	2014		
Ryckley, A.E. ....	1941-42	Sessions, Lee. ....	1924		
		Seward Jr., James P. ....	1962-63-64		
		Sewell, Charles D. ....	1963-64		
		Sewell, Donald R. ....	1976-77-78		
		Sexton, Frank M. ....	1961-62-63		
		Sexton, Thomas K. ....	1976-77		
		Shamburger, Ellis L. ....	1954		
		Shamburger III, Ellis L. ....	1975-76-77-78		
		Shank, Donald P. ....	1973-74-75		
		Shank, Jeffrey E. ....	1977-78 (c)		
		Sharp, Anthony Scott ....	1994		
		Sharpe, John F. ....	1963		
		Shaver, T.W. ....	1917		
		Shaw, C.F. ....	1933-34		
		Shaw, C. Brandon ....	1995-96-97		
		Shaw, Gene ....	1938-39-40		
		Shaw, Jared "Jaybo" ....	2008-09		
		Shaw, William L. ....	1958-59-60		
		Sheffer Jr., Powell P. ....	1949-50-51		
		Sheffield, Mark J. ....	1979-80-81-82		
		Sheldon, R.W. ....	1941-42		
		Shell Jr., John W. ....	1963		
		Shepard, Derrick L. ....	1994-95-96-97		


**Scott Sisson (1989-92)**
**S**

**Lucius Sanford (1975-77)**

Smith, Ben S.....	1959-60	Stargel, Tyler.....	2013-14-15
Smith, Brad.....	1985	Staton, A.H.....	1919-20-21-22
Smith, C.B.....	1907	Staton, J.C.....	1920-21-22-23
Smith, C.S.....	1926-27-28	Steadman, David A.....	1961
Smith, Carlos L.....	1994-95	Stegall, Derrick L.....	1993-94-95-97
Smith Jr., Daniel J.....	1957-58-59	Steber, John W.....	1943(c)
Smith, Daryl L.....	2000-01-02-03(02)	Steele, John A.....	1974-76-77
Smith, David.....	2004	Stegall, C.R.....	1912
Smith, Demond.....	2012-13-14-15	Stegall, William David.....	1988-89-90-91
Smith, Devon.....	2019-20	Stein, Wilbur.....	1941-42-43
<b>Smith, Dontae</b> .....	2019-20	Stephens, Rodrequis L.....	1984-86-87-88
Smith, Forrest.....	1945	Stephenson, Donald P.....	1955-56-57(c)
Smith, Fred.....	1950	Stevens, James A.....	1972-73
Smith, George B.....	1936-37-38	Stevenson, Joel C.....	1966-67-68(c)
Smith, Giles R.....	1964-65-66	Stevenson, Robert O.....	1971-72-73
Smith, Gregory J.....	2006-07-08	Stewart, Brad.....	2015-16-17-18
Smith, H.R.....	1947-48	<b>Stewart, Gavin</b> .....	2020
Smith, James R.....	1972	Stewart, Ryan E.....	1992-93-94-95(c)
Smith, Jeffrey L.....	1973	Stickler, Jake.....	2016-17
Smith, Johnny S.....	1977-78-79-80	Still, J.E.....	1946-47
Smith Jonathan D.....	2000-01-02-03	Stimson, Nathan K.....	1996-98
Smith, Kamau Kofi.....	1995-96-97-98(c)	Stokes, Ivey J.....	1978-79-80
Smith, Michael C.....	1991-92-93-94	<b>Stone, Akelo</b> .....	2020
Smith, Murry D.....	1974-75-76	Stone, Robert M.....	1957-58
Smith, Orwin.....	2009-10-11-12	Story, Lyles W.....	1966-67-68
Smith, O.D.....	1934	Stover, Clarence B.....	1980
Smith, Phil.....	2009-10-11	Stradley, Jim.....	1986
Smith, Sean W.....	1986-87-88-89	Strain Jr., Lee O.....	1959
Smith, Ted N.....	1955-56-57	Street, W.O.....	1934-35
Smith, Trey.....	2017	Strickland, David L.....	1976-77
Smith, W.D.....	1918	Strickland, R.E.....	1929-30
Smith, W.N.....	1943	Strickland, Vernon.....	1994-95
Smoots, Jonathan.....	1983	Stroebel, Trevor.....	2013-14
Smrekar, Jacob.....	1997	Strohmeier, Richard F.....	1989
Sneed, P.C.....	1914	Strom, Rick.....	1983-84-86-87
Snell, Gary.....	1981	Strom, Robert B.....	1969
Snider, Luke.....	2007	Stroman, Graham L.....	1993-94
Snoddy, Broderick.....	2012-13-14-15	Strupper, George E.....	1915-16-17
Snow, Leonard N.....	1965-66-67	Studdard, Larry G.....	1969-70-71
Snow, Mike.....	1984-85	Sudderth, James T.....	1963
Snyder, Kenneth D.....	1949-50-51	Suggs, Aaron J.....	2002-03
Snyder, W.R.....	1907	Summer, James L.....	1953-54-55
Solomon, Robert S.....	1960-61	Summers, Micheal.....	2013-14
Sorrells, Tyrone.....	1985-86	Sumpter, Levon.....	1978
Southall, Bruce C.....	1970-72-73	Sutton, S.B.....	1939-40-41
Southard, J.W.....	1946-47-48-49	Swaim, James C.....	1968
Southers, Jared.....	2019(c)	Swanson, David H.....	1981
Southerland, Ken.....	1983-84	Swanson, George P.....	1959-60-61
Spalding, J.J.....	1908-09-10	Sweeting, Rod.....	2009-10-11-12
Sparks, R. Stan.....	1981	Swilling, Brady.....	2015-17
Spears Jr., Leon B.....	1951-52	Swilling, Darrell G.....	1988-89-90-91
Speer, F.....	1927-28-30	Swilling, Jerry Kenneth.....	1988-89-90-91
Spence, T.L.....	1914-15-16	Swilling, Pat.....	1982-83-84-85
Spencer, Glenn.....	1982-83-84-85		
Spiotta Jr., Eugene J.....	1968-69		
Sprading, T.L.....	1932-33		
Spratte, Gerald E.....	1954		
Sprayberry, J.P.....	1938-39-40		
Spriggs, David E.....	1949		
Stacy, G.T.....	1934		
Stallard, Kyle.....	2014		
Stallings, Larry.....	1960-61-62		
Stallworth, Cedric T.....	1985-86-87-88 (c)		
Stallworth, Dexter.....	1994-95-96		
Stamps Jr., Charles W.....	1972		
Stanfill, Tom.....	1980-81-83		
Stanley, Jimmy.....	1980-81		
Stansbury, M. Todd.....	1981		
Stanzione, Rich.....	2019		


<b>Swilling, Tre</b> .....	<b>2019-20</b>
Sykes, Lewis W.....	1949-50
Sykora, James J.....	1974
Sylvester, Steven.....	2008-09-10-11 (c)


**Pat Swilling (1982-85)**

T	
Tanner, Chris.....	2009-12
Tarplin, Jesse A.....	1995-96-97-98
Tarquino, Gavin C.....	2003-05
Tarrant, Jerrard.....	2009-10
Tattich, Robert B.....	1974
Taylor, Cooper.....	2008-09
Taylor, James S.....	1967
Taylor, Jim B.....	1981-82
Taylor, Kenneth T.....	1978-79-80
Taylor, Michael H.....	1976-78(c)
Taylor, Rumsey B.....	1948-49
Taylor, Tom.....	1982-83
Taylor Jr., John H.....	1963-64
Teas Jr., William T.....	1952-53
Tedder, David K.....	1976
Teknipp, Tyler.....	2015
Templeton, Peden.....	1950
Terry, James L.....	1975
Tetterton, Alex G.....	1999-00-01
Thaden, Bill.....	1950-51-52
Tharpe, E.S.....	1935-36
Tharpe, Mack.....	1924-25-26
Tharpe, R.H.....	1931-32-33(c)
Theodocion, Charles D.....	1952-56-57
Thomas, Landers A.....	1987-88
Thigpen Jr., Robert F.....	1971-72
Thomas, Andre A.....	1985-86-87-88
Thomas, Andy.....	1983
<b>Thomas, Charlie</b> .....	2018-19-20
Thomas, Darrell.....	1979-80
Thomas, Demaryius.....	2007-08-09
Thomas, Eric F.....	1986-87-88-89(c)
Thomas, Jemea.....	2009, 2011-12-13(c)
Thomas, John J.....	1983-84-85
<b>Thomas, Juanyeh</b> .....	2018-19-20
Thomas, Justin.....	2013-14(c)-15(c)-16(c)
Thomas, Levon.....	2001-02-03-04
Thomas, Robert D.....	1962
Thomas, Robert P.....	1975-77-79
Thomas, Ted.....	1956-57-58
Thomason, E.K.....	1911-12-13
Thomason, J.G.....	1927-28-29
Thomason, John M.....	1956



Woods, James W. ....	1975-76
Woolf, John R. ....	1955
Word-Daniels Jahi L. ....	2005-06-07-08
Wright .....	1925
Wright, Frederick N. ....	2000-01-02
Wright, Harry .....	1950-51-52
Wright, J.E. ....	1939-40-41(c)
Wright, James L. ....	1964-65-66
Wright, Jeffrey M. ....	1990-91-92-93
Wright, John W. ....	1961-62
Wright, Marcus .....	2008, 2010
Wrotto, Mansfield C. ....	2003-04-05-06
Wycoff, S.D. ....	1923-24-25
Wysong, Michael J. ....	1968-69-70


**Ken Whisenhunt (1981-84)**
**Y**

Yahiaoui, Mohamed.....	2005-06, 08
Yandell, Clyde .....	2008-09
Yates, Brian J. ....	1979
Yates, George B. ....	1962-63
<b>Yates, Jordan</b> .....	2020
Yeager, Bruce D. ....	1974-75-76-77
<b>Yondjouen, Sylvain</b> .....	2019-20
Young, Christopher L. ....	1998-99-00-01(c)
Young, Clyde A. ....	1951-52
Young, Louis.....	2010-11-12-13

**Z**

Zachery, Cedric T. ....	1992-93-94-95
Zawoysky, Ronald J. ....	1969
Zenon, Tony.....	2011-12-13-14
Ziegler, F.R. ....	1946-47-48
Ziegler, John A. ....	1960
Zimmerman, Jeff .....	1986-87

(c) Team captain



**1944**

LE Joe Daniel  
 LT Jack Glenn  
 LG Roland Phillip  
 C Paul Duke  
 RG George Hills  
 RT Deane Gaines  
 RE Phil Tinsley  
 QB Johnny McIntosh  
 FB Billy Williams  
 HB Frank Broyles  
 HB George Mathews

**1945**

LE Bill Busbin  
 LT Bob Davis  
 LG George Hills  
 C Paul Duke  
 RG Buck Doyal  
 RT Deane Gaines  
 RE Walter Kilzer  
 QB Ed Holsinger  
 FB Johnny McIntosh  
 LHB George Mathews  
 RHB Jack Peek

**1946**

LE Jimmy Jordan  
 LT Bob Davis  
 LG Bill Healy  
 C Paul Duke  
 RG Ewell Pope  
 RT Ralph Slaten  
 RE George Brodnax  
 QB Frank Broyles  
 FB Allen Bowen  
 LHB George Mathews  
 RHB Pat McHugh

**1947**

LE J.W. Castleberry  
 LT R.L. Slaten  
 LG J.R. Phillips  
 C L.W. Hook  
 RG Bill Healy  
 RT Bobby Davis  
 RE George Brodnax  
 QB Jimmy Southard  
 Jim Still  
 FB Frank Zeigler  
 LHB George Mathews  
 RHB Jim Pettit

**1948**

LE Jack Griffin  
 LT Dan Bradach  
 LG Ewell Pope  
 C L.W. Hook  
 RG Bill Healy  
 RT Tom Coleman  
 RE George Brodnax  
 QB Jimmy Southard  
 FB Jim Pettit  
 LHB Frank Ziegler  
 RHB Bob McCoy

**1949**

LE Jack Griffin  
 LT Tom Coleman  
 LG Ewell Pope  
 C Bob Bossons  
 RG Buck Doyal  
 RT Dan Bradach  
 RE Dick Harvin  
 QB Jimmy Southard  
 FB Morris Harrison  
 LHB Buster Humphreys  
 RHB Bob McCoy

**1950**

LE Dick Harvin  
 LT Ray Beck  
 LG John Vines  
 C Bob Bossons  
 RG D. Flanagan  
 RT Hal Miller  
 RE Henry Ferris  
 QB Darrell Crawford  
 FB Bobby North  
 HB Bob McCoy  
 HB Buster Humphreys  
 James Patton

**1951****OFFENSE**

LE Jeff Knox  
 LT Lum Snyder  
 LG Ed Gossage  
 C Pete Brown  
 RG Ray Beck  
 RT Hal Miller  
 RE Buck Martin  
 QB Darrell Crawford  
 FB George Maloof  
 HB Leon Hardeman  
 HB John Hicks  
 K Pepper Rodgers

**DEFENSE**

LE Sid Williams  
 LT Bill Thaden  
 LG Ed Carithers  
 RG Ray Beck  
 RT Lamar Wheat  
 RE Pete Ferris  
 LB Larry Morris  
 LB George Morris  
 HB Bobby Moorhead  
 HB Charlie Brannon  
 S Jackie Rudolph  
 P Dave Davis

**1952****OFFENSE**

LE Jeff Knox  
 LT Matt Lyons  
 LG Ed Gossage  
 C Pete Brown  
 RG Jake Shoemaker  
 RT Hal Miller  
 RE Buck Martin

QB Bill Brigman  
 FB Glenn Turner  
 HB Leon Hardeman  
 HB Bill Teas  
 K Pepper Rodgers

**DEFENSE**

LE Sam Hensley  
 LT Bill Thaden  
 LG Orville Vereen  
 RG Roger Frey  
 RT Bob Sherman  
 RE Cecil Trainer  
 LB George Morris  
 LB Larry Morris  
 HB Bobby Moorhead  
 HB Charlie Brannon  
 S Jake Rudolph  
 P Dave Davis

**1953**

LE Sam Hensley  
 LT Roger Frey  
 LG Franklin Brooks  
 C Larry Morris  
 RG Orville Vereen  
 RT Bob Sherman  
 RE Henry Hair  
 RE Pepper Rodgers  
 FB Glenn Turner  
 HB Leon Hardeman  
 HB Billy Teas  
 P Dave Davis

**1954**

LE Bill Sennett  
 LT Carl Vereen  
 LG Franklin Brooks  
 C Larry Morris  
 RG Bill Fulcher  
 RT Ormand Anderson  
 RE Henry Hair  
 QB Wade Mitchell  
 FB George Humphreys  
 HB Paul Rotenberry  
 HB Billy Teas  
 P Johnny Menger

**1955**

LE Tommy Rose  
 LT Carl Vereen  
 LG Franklin Brooks  
 C Jimmy Morris  
 RG Allen Ecker  
 RT Ken Thrash  
 RE Don Ellis  
 QB Wade Mitchell  
 FB Dickie Mattison  
 HB Paul Rotenberry  
 HB George Volkert  
 P Johnny Menger

**1956**

LE Tommy Rose  
 LT Carl Vereen

LG Jimmy Johnson  
 C Don Stephenson  
 RG Allen Ecker  
 RT Ormand Anderson  
 RE Don Ellis  
 QB Wade Mitchell  
 FB Ken Owen  
 HB Paul Rotenberry  
 HB George Volkert  
 P Ken Owen

**1957**

LE Jerry Nabors  
 LT Urban Henry  
 LG Dan Theodocion  
 C Don Stephenson  
 RG Leon Askew  
 RT Rausey Mason  
 RE Ted Smith  
 QB Fred Braselton  
 FB Lester Simerville  
 HB Stan Flowers  
 HB Cal James  
 P Jerry Nabors

**1958**

LE Jerome Green  
 LT Rausey Mason  
 LG Bob Stone  
 C Maxie Baughan  
 RG John Neal Reed  
 RT Ted Thomas  
 RE Gerald Burch  
 QB Fred Braselton  
 FB Floyd Faucette  
 HB Cal James  
 HB Frank Nix  
 P Gerald Burch

**1959**

LE Gerald Burch  
 LT Billy Shaw  
 LG Harold Ericksen  
 C Maxie Baughan  
 RG John Neal Reed  
 RT Toby Deese  
 RE Jack Rudolph  
 QB Marvin Tibbetts  
 FB Taz Anderson  
 HB Floyd Faucette  
 HB Billy Williamson  
 P Gerald Burch

**1960**

LE Gerald Burch  
 LT Billy Shaw  
 LG Harold Ericksen  
 C Willie McGaughey  
 RG Dave Watson  
 RT Ed Nutting  
 RE Taz Anderson  
 QB Stan Gann  
 FB Ben Smith  
 HB Chick Graning  
 HB Billy Williamson

P Don Coker

**1961**

LE Ted Davis  
 LT Ed Griffin  
 LG Harold Ericksen  
 C Willie McGaughey  
 RG Dave Watson  
 RT Larry Stallings  
 RE Bob Solomon  
 QB Stan Gann  
 FB Mike McNames  
 HB Chick Graning  
 HB Billy Williamson  
 P Billy Lothridge

**1962**

LE Ted Davis  
 LT Ed Griffin  
 LG Rufus Guthrie  
 C Bobby Caldwell  
 RG Dave Watson  
 RT Larry Stallings  
 RE Billy Martin  
 DS Don Toner  
 QB Billy Lothridge  
 FB Mike McNames  
 HB Joe Auer  
 HB Zollie Sircy  
 P/K Billy Lothridge

**1963**

LE Ted Davis  
 LT Bill Farrington  
 LG Brad Yates  
 C Dave Simmons  
 RG Jimmy Seward  
 RT Joe Chapman  
 RE Billy Martin  
 LB Ed Weinman  
 QB Billy Lothridge  
 FB Ray Mendheim  
 HB Joe Auer  
 HB Johnny Gresham  
 P/K Billy Lothridge

**1964****OFFENSE**

SE Mike Fortier  
 LT Bill Moorier  
 LG Joe Colvin  
 C Bill Curry  
 RG Bill Myddelton  
 RT Tom Ballard  
 TE Gary Williams  
 QB Jerry Priestley  
 FB Jeff Davis  
 HB Johnny Gresham  
 HB Terry Haddock  
 K Bunky Henry

**DEFENSE**

OLB Dave Austin  
 DL Billy Schroer  
 DL John Battle



DL Jimmy Seward  
 OLB Steve Copeland  
 ILB Dave Simmons  
 ILB W.J. Blane  
 CB Gerry Bussell  
 CB Tommy Jackson  
 SS Tommy Bleick  
 FS Haven Kicklighter  
 P Jerry Priestley

**1965**

**OFFENSE**

SE Mike Fortier  
 LT Bill Moorer  
 LG Joe Colvin  
 C Jim Breland  
 RG Bill Myddelton  
 RT Lamar Wright  
 TE Gary Williams  
 QB Kim King  
 FB Tommy Carlisle  
 TB Lenny Snow  
 FL Craig Baynham  
 K Bunky Henry

**DEFENSE**

OLB Bill Ellis  
 DL Billy Schroer  
 DL John Battle  
 DL Buddy McCoy  
 OLB Steve Copeland  
 ILB Randall Edmunds  
 ILB W.J. Blane  
 CB Tommy Bleick  
 CB Bill Eastman  
 SS Haven Kicklighter  
 FS Sammy Burke  
 P Jerry Priestley

**1966**

**OFFENSE**

SE Mike Fortier  
 LT Bill Moorer  
 LG Buddy McCoy  
 C Jim Breland  
 RG Rick Nelson  
 RT Lamar Wright  
 TE Steve Almond  
 QB Kim King  
 FB Doc Harvin  
 TB Lenny Snow  
 FL Craig Baynham  
 K Bunky Henry

**DEFENSE**

OLB Eric Wilcox  
 DL Mike Ashmore  
 DL Billy Schroer  
 DL John Lagana  
 OLB Tommy Carlisle  
 ILB W.J. Blane  
 ILB Randall Edmunds  
 CB Bill Eastman  
 CB Haven Kicklighter  
 SS Giles Smith

FS Sammy Burke  
 P Charlie Mason

**1967**

**OFFENSE**

SE Joel Stevenson  
 LT Rick Nelson  
 LG Joe Vitunic  
 C Billy Kidd  
 RG Lamar Melvin  
 RT Jim Penley  
 TE Steve Almond  
 QB Kim King  
 FB Doc Harvin  
 TB Lenny Snow  
 FL John Stas  
 K Tommy Carmichael

**DEFENSE**

OLB Tommy Carlisle  
 DL John Lagana  
 DL Claude Shook  
 DL Mike Ashmore  
 OLB Chris Denny  
 ILB Randall Edmunds  
 ILB Eric Wilcox  
 CB Joe Bill Faith  
 CB Bill Eastman  
 SS David Barber  
 FS Bill Kinard  
 P Tommy Chapman

**1968**

**OFFENSE**

SE Tim Woodall  
 LT Galin Mumford  
 LG Mike Bradley  
 C John Collins  
 RG Todd Woodhull  
 RT Terry Story  
 TE Joel Stevenson  
 QB Larry Good  
 FB John Weaver  
 TB Dennis James  
 FL John Stas  
 K Johnny Duncan

**DEFENSE**

OLB Steve Foster  
 DL Eric Wilcox  
 DL Bob Seamon  
 DL Lou Santospage  
 OLB Mike Glad  
 ILB Bill Flowers  
 ILB Steve DeBardelaben  
 CB Mike Wysong  
 CB Joe Bill Faith  
 SS Bill Kinard  
 FS Tash van Dora  
 P Tommy Chapman

**1969**

**OFFENSE**

SE Larry Studdard  
 LT Al Hutko

LG Joe Vitunic  
 C John Callan  
 RG Mark Bradley  
 RT Richard Gardner  
 TE Steve Norris  
 QB Jack Williams  
 FB Steve Harkey  
 TB Brent Cunningham  
 FL Herman Lam  
 K Jack Moore

**DEFENSE**

OLB Randy Duckworth  
 DL Rock Perdoni  
 DL Stan Beavers  
 DL Sid Gunter  
 OLB Smylie Gebhart  
 ILB Buck Shiver  
 ILB John Riggie  
 CB Rick Lewis  
 CB Jeff Ford  
 SS Bubba Hoats  
 FS Mike Wysong  
 P Tommy Chapman

**1970**

**OFFENSE**

SE Larry Studdard  
 LT Glenn Costello  
 LG Richard Gardner  
 C John Callan  
 RG Al Hutko  
 RT Rick Lantz  
 TE Steve Foster  
 QB Eddie McAshan  
 FB Steve Harkey  
 TB Rob Healy  
 FL Brent Cunningham  
 K Jack Moore

**DEFENSE**

OLB Brad Bourne  
 DL Rock Perdoni  
 LB Gary Carden  
 DL Jim Broome  
 OLB Smylie Gebhart  
 ILB Buck Shiver  
 ILB Bill Flowers  
 CB Rick Lewis  
 CB Jeff Ford  
 SS Dave Beavin  
 FS Bubba Hoats  
 P Chip Pallman

**1971**

**OFFENSE**

SE Jim Owings  
 LT Glenn Costello  
 LG Al Hutko  
 C John Callan  
 RG Scott Engel  
 RT Rick Lantz  
 TE Mike Oven  
 QB Eddie McAshan  
 FB Rob Healy

TB Greg Horne  
 FL Brent Cunningham  
 K Bobby Thigpen

**DEFENSE**

OLB Randy Duckworth  
 DL Joe Gaston  
 DL Stan Beavers  
 LB Brad Bourne  
 OLB Smylie Gebhart  
 ILB Gary Carden  
 ILB Bruce Elliott  
 CB Mike McKenzie  
 CB Jeff Ford  
 SS Dave Beavin  
 FS Gary Faulkner  
 P Dick Bowley

**1972**

**OFFENSE**

SE Jimmy Robinson  
 LT Don Robinson  
 LG John Sargent  
 C Pete Geren  
 RG Glenn Costello  
 RT Rick Lantz  
 TE Mike Oven  
 QB Eddie McAshan  
 FB Rob Healy  
 TB Greg Horne  
 FL Jim Owings  
 K Bobby Thigpen

**DEFENSE**

OLB Beau Bruce  
 DE Joe Gaston  
 NG Steve Putnal  
 DE Tim Macy  
 OLB Brad Bourne  
 ILB Bruce Elliott  
 ILB Gary Carden  
 CB Mike McKenzie  
 CB Randy Rhino  
 SS Witt Wisman  
 FS Scott Bridge  
 P Dick Bowley

**1973**

**OFFENSE**

SE Jimmy Robinson  
 LT Scott BeVier  
 LG Don Robinson  
 C Rowland Bradford  
 RG Bill McLeod  
 RT Billy Shields  
 TE Mark Fields  
 QB Jim Stevens  
 FB Bruce Southall  
 TB Greg Horne  
 FL Jim Owings  
 K Cam Bonifay

**DEFENSE**

OLB Beau Bruce  
 DE Richard Gibney

NG Steve Putnal  
 DE Bobby Daffer  
 OLB Don Shank  
 ILB Joe Harris  
 ILB Stan Long  
 CB Mike McKenzie  
 CB Scott Bridge  
 SS Witt Wisman  
 FS Randy Rhino  
 P Dick Bowley

**1974**

**OFFENSE**

SE Jimmy Robinson  
 LT Jeff Urczyk  
 LG Mark Hunter  
 C Leo Tierney  
 RG Bill McLeod  
 RT Billy Shields  
 TE Steve Raible  
 QB Danny Myers  
 FB Pat Moriarty  
 TB David Sims  
 FL Adrian Rucker  
 K Danny Smith

**DEFENSE**

OLB Bruce Elliott  
 DE Red McDaniel  
 NG Bob Bowen  
 DE Rick Gibney  
 OLB Lucius Sanford  
 ILB Joe Harris  
 ILB Tony Daykin  
 CB Randy Rhino  
 CB Gil Kyle  
 SS Eddie Porter  
 FS Danny Rhino  
 P Mike Johnson

**1975**

**OFFENSE**

SE Elliott Price  
 LT Jeff Urczyk  
 LG Mark Hunter  
 C Leo Tierney  
 RG Alex Bryan  
 RT Bob Curley  
 TE Steve Raible  
 QB Danny Myers  
 FB Pat Moriarty  
 TB David Sims  
 FL Bucky Shamburger  
 K Don Bessillieu

**DEFENSE**

OLB Freeman Colbert  
 DE Red McDaniel  
 LB Lawton Hydrick  
 DE Rick Gibney  
 OLB Reggie Wilkes  
 ILB Bob Bowen  
 ILB Lucius Sanford  
 CB Danny Rhino  
 CB Gil Kyle

## STARTING LINEUPS

HISTORY

SS Tony Daykin  
 FS Don Bessillieu  
 P Harper Brown

**1976****OFFENSE**

SE John Steele  
 LT Roy Simmons  
 LG Randy Pass  
 C Leo Tierney  
 RG Elliott Price  
 RT Jay Garrett  
 TE Donnie Sewell  
 QB Gary Lanier  
 FB David Sims  
 TB Eddie Lee Ivery  
 FL Adrian Rucker  
 K Danny Smith

**DEFENSE**

OLB Reggie Wilkes  
 DE Mike Blanton  
 NG Mike Cutting  
 DE Bob Bowen  
 OLB Freeman Colbert  
 ILB Lucius Sanford  
 ILB Mackel Harris  
 CB Eddie Porter  
 CB Danny Rhino  
 SS Tony Daykin  
 FS Don Bessillieu  
 P Harper Brown

**1977****OFFENSE**

SE Drew Hill  
 LT Mike Taylor  
 LG Randy Pass  
 C Tom Daniel  
 RG Terrell Osborne  
 RT Kent Hill  
 TE Bruce Yeager  
 QB Gary Lanier  
 FB Rodney Lee  
 TB Eddie Lee Ivery  
 FL Bucky Shamburger  
 K Johnny Smith

**DEFENSE**

OLB Reggie Wilkes  
 DE Mike Blanton  
 NG Mike Cutting  
 DE Roy Simmons  
 OLB Freeman Colbert  
 ILB Lucius Sanford  
 ILB Mackel Harris  
 CB Jeff Shank  
 CB Donald Patterson  
 SS Lawrence Lowe  
 FS Don Bessillieu  
 P Ted Peebles

**1978****OFFENSE**

SE Drew Hill

LT Mike Taylor  
 LG Roy Simmons  
 C Scott Simons  
 RG Ben Utt  
 RT Kent Hill  
 TE Donnie Sewell  
 QB Mike Kelley  
 FB Rodney Lee  
 TB Eddie Lee Ivery  
 FL Bucky Shamburger  
 K Johnny Smith

**DEFENSE**

OLB Al Richardson  
 DE Mike Blanton  
 NG Ivey Stokes  
 DE Mark Bradley  
 OLB Mackel Harris  
 ILB Henry Johnson  
 ILB Mike Helm  
 CB Donald Patterson  
 CB Ken Taylor  
 SS Lawrence Lowe  
 FS Don Bessillieu  
 P Jeff Pierce

**1979****OFFENSE**

SE Kris Kentera  
 LT David Lutz  
 LG Clint Momon  
 C Scott Simons  
 RG Ben Utt  
 RT Tom Daniel  
 TE George Moore  
 QB Mike Kelley  
 FB Ronny Cone  
 TB Bo Thomas  
 FL Leon Chadwick  
 K Johnny Smith

**DEFENSE**

OLB Al Richardson  
 DE Rick Olive  
 NG Ivey Stokes  
 DE Lynwood Volley  
 OLB Lance Skelton  
 ILB Henry Johnson  
 ILB Bill Haley  
 CB Kevin Schmidt  
 CB Ken Taylor  
 SS Mark Sheffield  
 FS Lawrence Lowe  
 P Jeff Pierce

**1980****OFFENSE**

SE Marlon Heggs  
 LT Ellis Gardner  
 LG Ken Howell  
 C Mark Schultz  
 RG Ben Utt  
 RT David Lutz  
 TE Glenn Etheridge  
 QB Mike Kelley

FB Ronny Cone  
 TB Matt Bryant  
 FL Leon Chadwick  
 K Johnny Smith

**DEFENSE**

OLB Lance Skelton  
 DT Marvin Dyett  
 NG Mark Bradley  
 DT Lynwood Volley  
 OLB Robert Jaracz  
 ILB Duane Wood  
 ILB Steve Mooney  
 CB Ken Taylor  
 CB Ted Thurson  
 SS Mark Sheffield  
 FS Lawrence Lowe  
 P Jeff Pierce

**1981****OFFENSE**

SE Kenny Thompson  
 LT Ellis Gardner  
 LG Ken Howell  
 C Dean Waters  
 RG Derek Gwinn  
 RT David Lutz  
 TE Glenn Etheridge  
 QB Mike Kelley  
 FB Ronny Cone  
 TB Robert Lavette  
 FL Jeff Keisler  
 K Ron Rice

**DEFENSE**

OLB Lance Skelton  
 DT Marvin Dyett  
 NG Wally Cawthon  
 DT Mark Bradley  
 OLB Robert Jaracz  
 ILB Duane Wood  
 ILB Rob Horton  
 CB Paul Menegazzi  
 CB Ted Thurson  
 SS Mark Sheffield  
 FS Sammy Brown  
 P Jeff Pierce

**1982****OFFENSE**

SE Darrell Norton  
 LT Ellis Gardner  
 LG Ken Howell  
 C Dean Waters  
 RG Mark Schultz  
 RT David Lutz  
 TE Gary Wilkins  
 QB Jim Bob Taylor  
 FB Eddie Fortier  
 TB Robert Lavette  
 FL Jeff Keisler  
 K Ron Rice

**DEFENSE**

OLB Dante Jones

DT Marvin Dyett  
 NG Donnie Chisholm  
 DT Bobby Hodge  
 OLB Robert Jaracz  
 ILB Duane Wood  
 ILB Rob Horton  
 CB Mike Travis  
 CB Ted Thurson  
 SS Jack Westbrook  
 FS Sammy Brown  
 P Ron Rice

**1983****OFFENSE**

SE Darrell Norton  
 LT John Ivey Meyer  
 LG Derek Gwinn  
 C Dean Waters  
 RG Tony Kepano  
 RT John Davis  
 TE Ken Whisenhunt  
 QB John Dewberry  
 FB Ronny Cone  
 TB Robert Lavette  
 FL Darryl Wise  
 K Ron Rice

**DEFENSE**

OLB Pat Swilling  
 DT Bobby Hodge  
 NG Donnie Chisholm  
 DT Glenn Spencer  
 OLB Dante Jones  
 ILB Rob Horton  
 ILB Ted Roof  
 CB Mike Travis  
 CB Reginald Rutland  
 SS Jack Westbrook  
 FS Toby Lantz  
 P Ron Rice

**1984****OFFENSE**

SE Darrell Norton  
 LT John Ivey Meyer  
 LG John Thomas  
 C John Davis  
 RG Tony Kepano  
 RT Pete Blazek  
 TE Ken Whisenhunt  
 QB John Dewberry  
 FB Keith Glanton  
 TB Robert Lavette  
 FL Mike Harrington  
 K David Bell

**DEFENSE**

OLB Pat Swilling  
 DT Glenn Spencer  
 NG Donnie Chisholm  
 DT Ken Parker  
 OLB Dante Jones  
 ILB Ted Roof  
 ILB Jim Anderson  
 CB Mike Travis

CB Reginald Rutland  
 SS Cleve Pounds  
 FS Anthony Harrison  
 P Mike Snow

**1985****OFFENSE**

SE Gary Lee  
 LT John Ivey Meyer  
 LG John Thomas  
 C Andy Hearn  
 RG Sam Bracken  
 RT John Davis  
 TE Robert Massey  
 QB John Dewberry  
 FB Malcolm King  
 RB Cory Collier  
 FL Toby Pearson  
 K Thomas Palmer

**DEFENSE**

OLB Pat Swilling  
 DT Ken Parker  
 NG Ivey Lee  
 DT Mark Pike  
 BA Mark Hogan  
 ILB Ted Roof  
 ILB Jim Anderson  
 CB Reginald Rutland  
 CB Mike Travis  
 SS Cleve Pounds  
 FS Anthony Harrison  
 P Mike Snow

**1986****OFFENSE**

SE Gary Lee  
 LT Tyrone Sorrells  
 LG Dean Weaver  
 C John Davis  
 RG Eric Bearden  
 RT Mitch Waters  
 TE Robert Massey  
 QB Rick Strom  
 FB Malcolm King  
 RB Cory Collier  
 FL Toby Pearson  
 K David Bell

**DEFENSE**

OLB Paul Jurgensen  
 DT Kyle Ambrose  
 NG Travis Moody  
 DT Steve Mullen  
 OLB Willis Crockett  
 ILB Mark White  
 ILB Rod Stephens  
 CB Reginald Rutland  
 CB Cedric Stallworth  
 SS Andre Thomas  
 FS Anthony Harrison  
 P Sean McDevitt



**1987**

**OFFENSE**

SE Steve Davenport  
LT Darryl Jenkins  
LG Dean Weaver  
C Eric Bearden  
RG Joe Siffri  
RT Jessie Marion  
TE Robert Massey  
QB Rick Strom  
FB Malcolm King  
RB Richard Hills  
FL Greg Lester  
K Thomas Palmer

**DEFENSE**

OLB Paul Jurgensen  
DT Willie Burks  
NG Ivery Lee  
DT Sean Smith  
OLB Willis Crockett  
ILB Doug Sendobry  
ILB Eric Thomas  
CB Cedric Stallworth  
CB Sammy Lilly  
SS Jay Martin  
FS Riccardo Ingram  
P Sean McDevitt

**1988**

**OFFENSE**

SE Steve Davenport  
LT Darryl Jenkins  
LG Scott Beavers  
C Eric Bearden  
RG Joe Siffri  
RT Jessie Marion  
TE Alonzo Watson  
QB Todd Rampley  
FB Nate Kelsey  
RB Jerry Mays  
FL Greg Lester  
K Thomas Palmer

**DEFENSE**

OLB Willis Crockett  
DT Willie Burks  
NG Jeff Mathis  
DT Sean Smith  
OLB George Malone  
ILB Rod Stephens  
ILB Eric Thomas  
CB Cedric Stallworth  
CB Kenneth Wilson  
SS Andre Thomas  
FS Ken Swilling  
P Sean McDevitt

**1989**

**OFFENSE**

SE Emmett Merchant  
LT Darryl Jenkins  
LG Jim Lavin  
C Billy Chubbbs  
RG Joe Siffri

RT Jessie Marion  
TE Tom Covington  
QB Shawn Jones  
FB Stefan Scottton  
RB Jerry Mays  
FL Scotty Barron  
K Scott Sisson

**DEFENSE**

OLB Marco Coleman  
DT Willie Burks  
NG Jeff Mathis  
DT Sean Smith  
OLB Kevin Salisbury  
ILB Eric Thomas  
ILB Jerrelle Williams  
CB Willie Clay  
CB Kenneth Wilson  
SS Thomas Balkcom  
FS Ken Swilling  
P Scott Aldredge

**1990**

**OFFENSE**

SE Emmett Merchant  
LT Darryl Jenkins  
LG Jim Lavin  
C Billy Chubbbs  
Veryl Miller

RG Joe Siffri  
RT Mike Mooney  
TE Tom Covington  
QB Shawn Jones  
FB Stefan Scottton  
RB William Bell  
FL Bobby Rodriguez  
K Scott Sisson

**DEFENSE**

OLB Marco Coleman  
DT Coleman Rudolph  
NG Kevin Battle  
DT Jerimiah McClary  
OLB Marlon Williams  
ILB Jerrelle Williams  
ILB Calvin Tiggler  
CB Keith Holmes  
CB Willie Clay  
SS Thomas Balkcom  
FS Ken Swilling  
P Scott Aldredge

**1991**

**OFFENSE**

SE Emmett Merchant  
LT Mike Mooney  
LG Kyle Frederick  
C Billy Chubbbs  
RG Scott Gold  
RT Russell Freeman  
TE Tom Covington  
QB Shawn Jones  
FB Rodney Wilkerson  
TB Jimmy Lincoln  
FL Greg Lester  
K Scott Sisson

**DEFENSE**

OLB Marco Coleman  
DT Coleman Rudolph  
NG Kevin Battle  
DT Richard Kimsey  
OLB Marlon Williams  
ILB Jerrelle Williams  
ILB Erick Fry  
CB Curley Day  
CB Willie Clay  
SS Ken Swilling  
SS Ken Peoples  
P Jason Bender

**1992**

**OFFENSE**

SE Jason McGill  
LT Jim Kushon  
LG Gary Brown  
C Michael Cheever  
RG Woodie Milam  
RT Jason Dukes  
TE Jeff Papushak  
QB Shawn Jones  
FB Michael Smith  
TB Jimmy Lincoln  
FL Bobby Rodriguez  
K Scott Sisson

**DEFENSE**

OLB Tom Johnson  
DT Coleman Rudolph  
NG Kevin Battle  
DT Richard Kimsey  
OLB Marlon Williams  
ILB Jamal Cox  
ILB Rodney Wilkerson  
CB Curley Day  
CB Lethon Flowers  
SS Kevin Peoples  
FS Mike Williams  
P Jason Bender

**1993**

**OFFENSE**

SE Omar Cassidy  
LT Gary Brown  
LG Brian Bravy  
C Michael Cheever  
RG Chuck Vernau  
RT Yoel Molina  
TE Jeff Papushak  
QB Donnie Davis  
FB Jeff Wright  
TB Dorsey Levens  
William Bell  
FL Keenan Walker  
K Tyler Jarrett

**DEFENSE**

OLB Tom Johnson  
DT Bill Neuss  
NG Bryan Baxter  
DT Richard Kimsey  
OLB Marlon Williams

ILB Jamal Cox  
ILB Rodney Wilkerson  
CB Marcus Coleman  
CB Mike Williams  
SS David Hendrix  
FS Mike Dee  
P Jason Bender

**1994**

**OFFENSE**

SE Charlie Simmons  
LT Curtis McGee  
LG Brian Bravy  
C Michael Cheever  
RG Chuck Vernau  
RT Jason Dukes  
TE Jeff Papushak  
QB Tommy Luginbill  
HB Derrick Steagall  
TB C.J. Williams  
FL Jason Bender  
K Chris Leone

**DEFENSE**

OLB Ralph Hughes  
DT Bill Neuss  
NG Zach Piller  
DT Several Players  
OLB Don Hickson  
ILB Jamal Cox  
ILB Rodney Wilkerson  
CB Nathan Perryman  
CB Lethon Flowers  
SS David Hendrix  
FS Mike Dee  
P Jason Bender

**1995**

**OFFENSE**

SE Cedric Zachery  
LT Curtis McGee  
LG Michael Minter  
C Michael Cheever  
RG Ken Celaj  
RT Jason Dukes  
TE Grant Baynham  
QB Donnie Davis  
FB Charles Wiley  
TB C.J. Williams  
FL Derrick Steagall  
Harvey Middleton  
K Dave Frakes

**DEFENSE**

DE Ralph Hughes  
DT Derrick Shepard  
NG Al Jackson  
DE Jermaine Miles  
OLB Jimmy Clements  
ILB Ron Rogers  
ILB Keith Brooking  
CB Nathan Perryman  
CB Nick Ferguson  
SS Ryan Stewart  
FS Mike Dee

P Rodney Williams  
Keith Weaver

**1996**

**OFFENSE**

SE Harvey Middleton  
LT Curtis McGee  
LG Michael Minter  
C Craig Page  
RG Ken Celaj  
RT Steve Jackson  
TE Grant Baynham  
QB Joe Hamilton  
FB Charles Wiley (inj.)  
TB C.J. Williams  
FL Mike Sheridan  
K Brad Chambers  
Dave Frakes

**DEFENSE**

DE Ralph Hughes  
DT Derrick Shepard  
NG Patrick Bradford  
DE Jermaine Miles  
OLB Jimmy Clements  
ILB Ron Rogers  
ILB Keith Brooking  
CB Nathan Perryman  
CB Jason Bostic  
SS Mike Dee  
FS Brian Wilkins  
P Rodney Williams

**1997**

**OFFENSE**

SE Harvey Middleton  
LT Ken Celaj  
LG Jason Burks  
C Craig Page  
RG Brent Key  
RT Chris Brown  
TE Mike Lillie  
QB Joe Hamilton  
FB Ed Wilder  
TB Charles Wiley  
FL Derrick Steagall  
K Dave Frakes

**DEFENSE**

DE Ralph Hughes  
DT Derrick Shepard  
NG Tony Robinson  
Dan Witherspoon  
DE Jesse Tarplin  
OLB Delaunta Cameron  
ILB Ron Rogers  
ILB Keith Brooking  
CB Jerry Caldwell  
CB Jason Bostic  
SS Travares Tillman  
FS Brian Wilkins  
P Rodney Williams

## STARTING LINEUPS

**1998****OFFENSE**

SE Dez White  
 LT Chris Brown  
 LG Noah King  
 C Craig Page  
 RG Brent Key  
 RT Jon Carman  
 TE Russell Matvay  
 QB Joe Hamilton  
 FB Ed Wilder  
 TB Charles Wiley (inj.)  
 Joe Burns  
 FL Charlie Rogers  
 K Brad Chambers

**DEFENSE**

DE Nate Stimson  
 DT Merrix Watson  
 DT Tony Robinson  
 Guenter Kryszon  
 DE Jesse Tarplin  
 LB Delaunta Cameron  
 LB Matt Miller  
 LB Chris Edwards  
 CB Jamar Clark  
 CB Jason Bostic  
 SS Jerry Caldwell  
 FS Travares Tillman  
 P Rodney Williams

**1999****OFFENSE**

SE Dez White  
 LT Chris Brown  
 LG Jason Burks  
 C Noah King  
 RG Brent Key  
 RT Jon Carman  
 TE Conrad Andrzejewski  
 QB Joe Hamilton  
 FB Ed Wilder  
 TB Sean Gregory  
 (Joe Burns, inj.)  
 (Phillip Rogers, inj.)  
 FL Kelly Campbell  
 K Luke Manget

**DEFENSE**

DE Felipe Claybrooks  
 DT Merrix Watson  
 DT Guenter Kryszon  
 DE Greg Gathers  
 LB Ricardo Wimbush  
 LB Ross Mitchell  
 (Matt Uremovich, inj.)  
 LB Chris Edwards  
 CB Jamar Clark  
 Marvious Hester  
 CB Travares Tillman  
 SS Chris Young  
 FS Jeremy Muires  
 P Dan Dyke

**2000****OFFENSE**

WR Jon Muires  
 LT Chris Brown  
 LG Raymond Roberts-Blake  
 C David Schmidgal  
 RG Brent Key  
 RT John Bennett  
 TE Russell Matvay  
 QB George Godsey  
 FB Ed Wilder  
 TB Joe Burns  
 WR Kelly Campbell  
 K Luke Manget

**DEFENSE**

DE Nick Rogers  
 DT Merrix Watson  
 DT Tony Robinson  
 DE Greg Gathers  
 LB Ricardo Wimbush  
 LB Daryl Smith  
 LB Ather Brown  
 CB Jamar Clark  
 CB Chris Young  
 Jonathan Cox  
 SS Cory Collins  
 Chris Young  
 FS Jeremy Muires  
 P Dan Dyke

**2001****OFFENSE**

WR Jonathan Smith  
 LT Nat Dorsey  
 LG Leon Robinson  
 C David Schmidgal  
 RG Hugh Reilly  
 RT Jason Kemble  
 TE Russell Matvay  
 QB George Godsey  
 WR Will Glover  
 TB Joe Burns  
 WR Kelly Campbell  
 K Luke Manget

**DEFENSE**

DE Nick Rogers  
 DT Alfred Malone  
 DT Gary Johnson  
 DE Greg Gathers  
 LB Ricardo Wimbush  
 LB Daryl Smith  
 LB Keyaron Fox  
 CB Marvious Hester  
 CB Chris Young  
 SS Cory Collins  
 FS Jeremy Muires  
 P Dan Dyke

**2002****OFFENSE**

WR Jonathan Smith  
 LT Nat Dorsey  
 LG Leon Robinson

C Hugh Reilly  
 RG Raymond Roberts-Blake  
 RT Kyle Wallace  
 TE Will Heller  
 TE Will Heller  
 QB A.J. Suggs  
 TB Tony Hollings (inj.)  
 Gordon Clinkscale  
 WR Will Glover  
 WR Kerry Watkins  
 K Luke Manget

**DEFENSE**

DE Tony Hargrove  
 DT Alfred Malone  
 DT Travis Parker  
 DE Eric Henderson  
 (Greg Gathers, inj.)  
 LB Ricardo Wimbush  
 LB Daryl Smith  
 LB Keyaron Fox  
 CB Marvious Hester  
 CB Jonathan Cox  
 SS Cory Collins  
 FS Jeremy Muires  
 P Dan Dyke  
 Chris Morehouse

**2003****OFFENSE**

WR Jonathan Smith  
 LT Nat Dorsey  
 LG Andy Tidwell-Neal  
 C Hugh Reilly  
 RG Brad Honeycutt  
 RT Kyle Wallace  
 TE John Paul Foschi  
 QB Reggie Ball  
 TB P.J. Daniels  
 FB Jimmy Dixon  
 WR Nate Curry  
 K Dan Burnett

**DEFENSE**

DE Gerris Wilkinson  
 DT Mansfield Wrotto  
 DT Travis Parker  
 DE Eric Henderson  
 LB Ather Brown  
 LB Daryl Smith  
 LB Keyaron Fox  
 CB Reuben Houston  
 CB Jonathan Cox  
 SS Dawan Landry  
 FS James Butler  
 P Hal Higgins  
 Andy Thomson

**2004****OFFENSE**

WR Calvin Johnson  
 LT Leon Robinson  
 LG Brad Brezina (inj.)  
 Matt Rhodes  
 C Andy Tidwell-Neal  
 RG Brad Honeycutt

RT Kyle Wallace  
 TE Darius Williams  
 QB Reggie Ball  
 TB P.J. Daniels  
 FB Jimmy Dixon  
 WR Nate Curry  
 K Travis Bell

**DEFENSE**

DE Travis Parker  
 DT Mansfield Wrotto  
 DT Joe Anoai  
 DE Eric Henderson  
 LB Chris Reis  
 LB Gerris Wilkinson  
 LB KaMichael Hall  
 CB Reuben Houston  
 CB Kenny Scott  
 SS Dawan Landry  
 FS James Butler  
 P Ben Arndt

**2005****OFFENSE**

WR Calvin Johnson  
 LT Andrew Gardner  
 LG Matt Rhodes  
 C Kevin Tuminello  
 RG Nate McManus  
 RT Brad Honeycutt  
 TE Mike Matthews  
 George Cooper  
 QB Reggie Ball  
 TB P.J. Daniels  
 FB Mike Cox  
 WR Demarius Bilbo  
 K Travis Bell

**DEFENSE**

DE Adamm Oliver  
 DT Mansfield Wrotto  
 DT Joe Anoai  
 DE Eric Henderson  
 LB Philip Wheeler  
 LB Gerris Wilkinson  
 LB KaMichael Hall  
 CB Dennis Davis  
 CB Kenny Scott  
 SS Chris Reis  
 FS Dawan Landry  
 P Ben Arndt

**2006****OFFENSE**

WR Calvin Johnson  
 LT Andrew Gardner  
 LG Matt Rhodes  
 C Kevin Tuminello  
 RG Nate McManus  
 RT Mansfield Wrotto  
 TE Mike Matthews  
 George Cooper  
 QB Reggie Ball  
 TB Tashard Choice  
 FB Mike Cox

WR James Johnson  
 K Travis Bell

**DEFENSE**

DE Adamm Oliver  
 DT Darryl Richard  
 DT Joe Anoai  
 DE Darrell Robertson  
 LB Gary Guyton  
 LB Philip Wheeler  
 LB KaMichael Hall  
 CB Avery Robertson  
 CB Kenny Scott  
 SS Jamal Lewis  
 FS D'Jay Jones  
 P Durant Brooks

**2007****OFFENSE**

WR Greg Smith  
 LT Andrew Gardner  
 LG Dan Voss  
 C Kevin Tuminello  
 RG Matt Rhodes  
 RT A.J. Smith  
 Cord Howard  
 TE Colin Peek  
 QB Taylor Bennett  
 TB Tashard Choice  
 FB Mike Cox  
 WR James Johnson  
 K Travis Bell

**DEFENSE**

DE Adamm Oliver  
 DT Darryl Richard  
 DT Vance Walker  
 DE Darrell Robertson  
 LB Philip Wheeler  
 LB Shane Bowen  
 CB Avery Robertson  
 CB Jahl Word-Daniels  
 SS Jamal Lewis  
 FS D'Jay Jones  
 P Durant Brooks

**2008****OFFENSE**

WR Demarius Thomas  
 LT Andrew Gardner  
 LG Nick Claytor  
 C Dan Voss  
 RG Joseph Gilbert  
 RT David Brown  
 Austin Barrick  
 QB Joshua Nesbitt  
 BB Jonathan Dwyer  
 AB Lucas Cox  
 AB Roddy Jones  
 WR Tyler Melton  
 K Scott Blair





**DEFENSE**

DE Michael Johnson  
DT Darryl Richard  
DT Vance Walker  
DE Derrick Morgan  
LB Anthony Barnes  
Tony Clark  
LB Kyle Jackson  
LB Sedric Griffin  
CB Mario Butler  
CB Jahi Word-Daniels  
SS Dominique Reese  
FS Morgan Burnett  
P Scott Blair

**2009**

**OFFENSE**

WR Demaryius Thomas  
LT Austin Barrick  
LG Cord Howard  
C Sean Bedford  
RG Joseph Gilbert  
RT Brad Sellers  
QB Joshua Nesbitt  
BB Jonathan Dwyer  
AB Anthony Allen  
AB Roddy Jones  
WR Tyler Melton  
K Scott Blair

**DEFENSE**

DE Anthony Egbuniwe  
DT Logan Walls  
DT Ben Anderson  
DE Derrick Morgan  
LB Steven Sylvester  
LB Brad Jefferson  
LB Sedric Griffin  
CB Mario Butler  
CB Jerrard Tarrant  
SS Mario Edwards  
FS Morgan Burnett  
P Chandler Anderson

**2010**

**OFFENSE**

WR Stephen Hill  
LT Nick Claytor  
LG Will Jackson  
C Sean Bedford  
RG Omoregie Uzzi  
RT Phil Smith  
QB Joshua Nesbitt  
BB Anthony Allen  
AB Orwin Smith  
AB Roddy Jones  
WR Kevin Cone  
K Scott Blair

**DEFENSE**

DE Izaan Cross  
DT Logan Walls  
DE Jason Peters  
OLB Steven Sylvester  
ILB Brad Jefferson

ILB Julian Burnett  
OLB Anthony Egbuniwe  
CB Mario Butler  
CB Dominique Reese  
S Mario Edwards  
S Jerrard Tarrant  
P Sean Poole

**2011**

**OFFENSE**

WR Stephen Hill  
LT Ray Beno  
LG Will Jackson  
C Jay Finch  
RG Omoregie Uzzi  
RT Phil Smith  
QB Tevin Washington  
BB David Sims  
AB Orwin Smith  
AB Roddy Jones  
WR Tyler Melton  
K Justin Moore

**DEFENSE**

DE Izaan Cross  
DT Logan Walls  
DE Jason Peters  
OLB Steven Sylvester  
ILB Quayshawn Nealy  
ILB Julian Burnett  
OLB Jermiah Attaochu  
CB Louis Young  
CB Rod Sweeting  
S Isaiah Johnson  
S Rashaad Reid  
P Sean Poole

**2012**

**OFFENSE**

WR Darren Waller  
LT Ray Beno  
LG Shaq Mason  
C Jay Finch  
RG Omoregie Uzzi  
RT Will Jackson  
Morgan Bailey  
WR Jeff Greene  
QB Tevin Washington  
BB David Sims  
AB Orwin Smith  
AB Robert Godhigh  
K David Scully  
Chris Tanner

**DEFENSE**

DE Izaan Cross  
DT T.J. Barnes  
DE Emmanuel Dieke  
OLB Jeremiah Attaochu  
ILB Quayshan Nealy  
ILB Jabari Hunt-Days  
OLB Brandon Watts  
CB Rod Sweeting  
CB Louis Young  
S Jemea Thomas

S Isaiah Johnson  
P Sean Poole

**2013**

**OFFENSE**

WR DeAndre Smelter  
LT Will Jackson  
LG Trey Braun  
C Jay Finch  
RG Shaq Mason  
RT Bryan Chamberlain  
WR Micheal Summers  
QB Vad Lee  
BB David Sims  
AB Synjyn Days  
AB Robert Godhigh  
K Harrison Butker

**DEFENSE**

DE Jeremiah Attaochu  
DT Adam Gotsis  
DT Euclid Cummings  
DE Emmanuel Dieke  
OLB Quayshawn Nealy  
ILB Jabari Hunt-Days  
OLB Brandon Watts  
CB D.J. White  
CB Louis Young  
S Jemea Thomas  
S Demond Smith  
P Sean Poole

**2014**

**OFFENSE**

QB Justin Thomas  
AB Tony Zenon  
AB Charles Perkins  
BB Zach Laskey  
Synjyn Days  
WR DeAndre Smelter  
WR Darren Waller  
Michael Summers  
LT Bryan Chamberlain  
LG Trey Braun  
C Freddie Burden  
RG Shaquille Mason  
RT Chris Griffin  
Errin Joe  
K Harrison Butker

**DEFENSE**

DE KeShun Freeman  
DT Adam Gotsis  
NT Shawn Green  
DE Rod Rook-Chungong  
LB Demond Smith  
Tyler Marcordes  
LB Quayshawn Nealy  
LB P.J. Davis  
CB Chris Milton  
SS Isaiah Johnson  
FS Jamal Golden  
CB D.J. White  
P Ryan Rodwell

**2015**

**OFFENSE**

QB Justin Thomas  
AB Isiah Willis  
AB Clinton Lynch  
BB Patrick Skov  
Marcus Marshall  
WR Ricky Jeune  
WR Brad Stewart  
LT Bryan Chamberlain  
Trey Klock  
LG Trey Braun  
C Freddie Burden  
RG Shamire Devine  
RT Errin Joe  
Will Bryan  
K Harrison Butker

**DEFENSE**

DE KeShun Freeman  
DT Adam Gotsis  
NT Patrick Gamble  
DE Rod Rook-Chungong  
LB Tyler Marcordes  
LB P.J. Davis  
NB Lawrence Austin  
CB Chris Milton  
SS Jamal Golden  
FS Demond Smith  
CB D.J. White  
P Ryan Rodwell

**2016**

**OFFENSE**

QB Justin Thomas  
AB J.J. Green  
AB Clinton Lynch  
BB Dedrick Mills  
LT Eason Fromayan  
LG Parker Braun  
C Freddie Burden  
RG Will Bryan  
RT Andrew Marshall  
WR Ricky Jeune  
WR Brad Stewart  
PK Harrison Butker

**DEFENSE**

DE KeShun Freeman  
DT Patrick Gamble  
DE Kyle Cerge-Henderson  
DE Rod Rook-Chungong  
LB Brant Mitchell  
LB P.J. Davis  
SS A.J. Gray  
FS Corey Griffin  
NB Lawrence Austin  
CB Lance Austin  
CB Step Durham  
P Ryan Rodwell

**2017**

**OFFENSE**

QB TaQuon Marshall  
AB Qua Searcy

AB Clinton Lynch  
BB KirVonte Benson  
LT Jahaziel Lee  
LG Parker Braun  
C Kenny Cooper  
RG Shamire Devine  
RT Jake Stickler  
WR Ricky Jeune  
WR Brad Stewart  
PK Brenton King

**DEFENSE**

DE KeShun Freeman  
DT Brentavious Glanton  
DT Desmond Branch  
DE Anree Saint-Amour  
LB Brant Mitchell  
LB Victor Alexander  
SS Corey Griffin  
FS A.J. Gray  
NB Lawrence Austin  
CB Lance Austin  
CB Step Durham  
P Pressley Harvin III

**2018**

**OFFENSE**

QB TaQuon Marshall  
AB Qua Searcy  
AB Clinton Lynch  
BB Jordan Mason  
LT Zach Quinney  
LG Parker Braun  
C Kenny Cooper  
RG Connor Hansen  
RT Andrew Marshall  
WR Jalen Camp  
WR Brad Stewart  
PK Wesley Wells

**DEFENSE**

DE Desmond Branch  
DT Kyle Cerge-Henderson  
DE Anree Saint-Amour  
LB Brant Mitchell  
LB Victor Alexander  
LB David Curry  
SS Jalen Johnson  
SS Tariq Carpenter  
FS Malik Rivera  
CB Jaylin Askew  
CB Tre Swilling  
P Pressley Harvin III

**2019**

**OFFENSE**

QB James Graham  
RB Jordan Mason  
WR Adonias Sanders  
WR Ahmarea Brown  
TE Tyler Davis  
LT Zach Quinney  
LG Jack DeFoor  
C William Lay III  
RG Mikey Minihan



## STARTING LINEUPS

RT Jared Southers

**DEFENSE**

DE Kelton Dawson  
 DE Antwan Owens  
 DT T.K. Chimedza  
 DT Chris Martin  
 LB David Curry  
 LB Charlie Thomas  
 S Juanyeh Thomas  
 S Tariq Carpenter  
 CB Tre Swilling  
 CB Zamari Walton  
 NIC Christian Campbell  
 P Pressley Harvin III

**2020****OFFENSE**

QB Jeff Sims  
 RB Jahmyr Gibbs  
 WR Jalen Camp  
 WR Malachi Carter  
 WR Ahmarean Brown  
 TE Dylan Deveney  
 LT Zach Quinney  
 LG Jack DeFoor  
 C Mikey Minihan  
 RG Ryan Johnson  
 RT Jordan Williams

**DEFENSE**

DE Jordan Domineck  
 DT Djimon Brooks  
 DT Mike Lockhart  
 DE Kyle Kennard  
 LB David Curry  
 LB Quez Jackson  
 S Tariq Carpenter  
 S Juanyeh Thomas  
 NIC Wesley Walker  
 CB Tre Swilling  
 CB Zamari Walton

**BOBBY DODD STADIUM AT HISTORIC GRANT FIELD**

<b>First Game</b> .....	Sept. 27, 1913 as Grant Field
<b>Capacity</b> .....	55,000
<b>All-Time Record</b> .....	476-203-21 (.701)
<b>Total Games Played</b> .....	707
<b>Longest Win Streak</b> .....	23 games (1915-19)
<b>Longest Win Streak (since 1950)</b> .....	17 games (1951-54, 1989-91)
<b>Longest Unbeaten Streak</b> .....	37 games (1914-19)
<b>Longest Unbeaten Streak (since 1950)</b> .....	22 games (1950-54)

**Record by Decade:**

DECADE	G	RECORD	PCT
1913-1919 .....	51	44-5-2 .....	.882
1920-1929 .....	74	56-12-6 .....	.797
1930-1939 .....	65	33-28-4 .....	.538
1940-1949 .....	67	51-16-0 .....	.761
1950-1959 .....	63	45-14-4 .....	.746
1960-1969 .....	61	44-16-1 .....	.730
1970-1979 .....	70	47-21-2 .....	.686
1980-1989 .....	62	30-30-2 .....	.500
1990-1999 .....	59	40-19-0 .....	.678
2000-2009 .....	63	44-19-0 .....	.698
2010-2019 .....	66	42-24-0 .....	.636
2020-Pres.....	6	2-4-0 .....	.333

**NATION'S OLDEST FOOTBALL STADIUMS (FBS ONLY)**

<b>Georgia Tech</b> .....	<b>Bobby Dodd Stadium at Grant Field</b> .....	<b>1913</b>
Mississippi State .....	Scott Field .....	1915
Cincinnati .....	Nippert Stadium .....	1916
Wisconsin .....	Camp Randall .....	1917
Washington.....	Husky Stadium .....	1920

**NATION'S OLDEST FOOTBALL STADIUMS (ALL)**

Penn.....	Franklin Field .....	1895
Harvard.....	Harvard Stadium .....	1903
<b>Georgia Tech</b> .....	<b>Bobby Dodd Stadium at Grant Field</b> .....	<b>1913</b>
Yale.....	Yale Bowl.....	1914
Mississippi State .....	Scott Field .....	1915

**MILESTONE GAMES**

	Date	Opponent	Result
<b>First Game</b> .....	Sept. 27, 1913.....	Ft. McPherson.....	W, 19-0
<b>First Game vs. Georgia</b> .....	Nov. 15, 1913.....	Georgia .....	L, 0-14
<b>First Win vs. Georgia</b> .....	Nov. 13, 1914.....	Georgia .....	W, 7-0
<b>First Thanksgiving Day Game</b> .....	Nov. 27, 1913.....	Clemson.....	W, 34-0
<b>First Game Under Coach Alexander</b> .....	Sept. 25, 1920.....	Wake Forest.....	W, 44-0
<b>100th Win</b> .....	Nov. 28, 1929.....	Auburn .....	W, 19-16
<b>First SEC Game</b> .....	Oct. 14, 1933.....	Auburn .....	W, 16-6
<b>First Night Game</b> .....	Sept. 26, 1936.....	Presbyterian.....	W, 55-0
<b>First Game vs. Ranked Opponent</b> .....	Nov. 7, 1936.....	Auburn (No. 20) .....	L, 12-13
<b>First Game Under Coach Dodd</b> .....	Oct. 6, 1945.....	Notre Dame.....	L, 7-40
<b>First Win Under Coach Dodd</b> .....	Oct. 13, 1945.....	Howard (now Samford).....	W, 43-0
<b>First Televised Game</b> .....	Oct. 2, 1948.....	Tulane .....	W, 13-7
<b>200th Win</b> .....	Nov. 8, 1952.....	Army .....	W, 45-6
<b>First Game Televised By NBC</b> .....	Sept. 17, 1955.....	Miami .....	W, 14-6
<b>First Game As An Independent</b> .....	Sept. 19, 1964.....	Vanderbilt .....	W, 14-2
<b>Last Game Under Coach Dodd</b> .....	Nov. 12, 1966.....	Penn State .....	W, 21-0
<b>300th Win</b> .....	Sept. 20, 1975.....	Miami .....	W, 38-23
<b>First ACC Game</b> .....	Nov. 3, 1979.....	Duke .....	W, 24-14
<b>First Game Televised By TBS</b> .....	Nov. 3, 1983.....	Virginia .....	W, 31-27
<b>First Game Televised By ESPN</b> .....	Sept. 29, 1984.....	Clemson.....	W, 28-21
<b>First Game Televised By Raycom</b> .....	Oct. 6, 1984.....	NC State .....	L, 22-27
<b>First Game Televised By CBS</b> .....	Oct. 19, 1985.....	Auburn .....	L, 14-17
<b>First ESPN Thursday Night Game</b> .....	Sept. 19, 1991.....	Virginia.....	W, 24-21
<b>400th Win</b> .....	Aug. 31, 2002.....	Vanderbilt .....	W, 45-3

## BOBBY DODD STADIUM/GRANT FIELD CAPACITY OVER THE YEARS

1913-1918 .....	7,000	1967-1985 .....	58,121
1919-1924 .....	25,000	1986-1988 .....	46,000
1925-1946 .....	30,000	1989-2002 .....	43,719
1947-1961 .....	44,000	2003-present .....	55,000
1962-1966 .....	53,300		

## YEAR-BY-YEAR ATTENDANCE

YEAR	G	W-L-T	AVERAGE	YEAR	G	W-L-T	AVERAGE
1949	7	6-1-0	32,500	1985	7	5-2-0	40,210
1950	7	3-4-0	27,858	1986	6	4-1-1	32,200
1951	7	6-0-1	29,858	1987	6	2-4-0	34,899
1952	8	8-0-0	31,748	1988	6	3-3-0	36,180
1953	6	6-0-0	35,750	1989	7	6-1-0	34,352
1954	7	5-2-0	34,286	1990	6	6-0-0	42,014
1955	7	5-1-1	37,250	1991	6	5-1-0	42,327
1956	5	4-1-0	39,600	1992	6	4-2-0	43,178
1957	6	2-2-2	39,834	1993	6	3-3-0	41,354
1958	6	4-1-1	42,883	1994	6	1-5-0	40,751
1959	5	2-3-0	43,940	1995	6	4-2-0	41,237
1960	5	4-1-0	43,492	1996	6	4-2-0	44,855
1961	5	5-0-0	44,986	1997	5	3-2-0	43,176
1962	6	4-1-1	49,375	1998	6	4-2-0	40,471
1963	6	5-1-0	46,522	1999	6	6-0-0	45,737
1964	7	5-2-0	48,062	2000	6	5-1-0	42,671
1965	7	5-2-0	47,375	2001	6	3-3-0	41,686
1966	7	7-0-0	44,578	2002	6	4-2-0	43,156
1967	6	3-3-0	56,386	2003	6	4-2-0	52,862
1968	6	3-3-0	47,213	2004	6	3-3-0	46,817
1969	7	4-3-0	48,059	2005	6	4-2-0	51,607
1970	7	6-1-0	48,250	2006	7	6-1-0	50,617
1971	8	5-3-0	50,038	2007	7	4-3-0	50,279
1972	7	5-1-1	45,029	2008	7	6-1-0	47,489
1973	7	4-3-0	51,583	2009	6	5-1-0	51,584
1974	7	5-2-0	40,472	2010	6	4-2-0	46,449
1975	8	6-2-0	43,475	2011	7	5-2-0	48,232
1976	7	3-3-1	43,047	2012	7	4-3-0	43,955
1977	7	4-3-0	44,836	2013	7	5-2-0	49,077
1978	7	5-2-0	34,200	2014	6	5-1-0	48,519
1979	7	4-3-0	36,374	2015	7	3-4-0	50,707
1980	6	1-4-1	34,555	2016	7	5-2-0	47,503
1981	6	0-6-0	38,456	2017	6	5-1-0	46,885
1982	5	3-2-0	36,687	2018	6	4-2-0	43,087
1983	6	2-4-0	36,817	2019	7	2-5-0	44,599
1984	6	4-2-0	43,381	2020	6	2-4-0	11,000*

## LARGEST CROWDS

### ALL-TIME

ATT	OPPONENT, DATE
1. 60,316 .....	Georgia, Dec. 1 1973
2. 60,204 .....	Auburn, Oct. 16, 1971
3. 60,124 .....	Georgia, Nov. 25, 1971
4. 60,106 .....	Georgia, Nov. 29, 1969
5. 60,104 .....	Georgia, Nov. 26, 1977

### POST-RENOVATION (2003-PRES., CAPACITY: 55,000)

ATT	OPPONENT, DATE
1. 56,680 .....	Notre Dame, Sept. 2, 2006
2. 56,412 .....	Georgia, Nov. 26, 2005
3. 55,646 .....	Clemson, Oct. 29, 2011
4. 55,407 .....	Georgia, Nov. 28, 2009
5. 55,320 .....	Miami, Oct. 28, 2006
6. 55,000 .....	Eight times, most recent: Georgia, Nov. 30, 2019

## RECENT/UPCOMING RENOVATIONS



**New \$4 million locker room; completed July 2018**



**New \$70 million Edge-Rice Center; coming in 2020s**

\*Capacity was limited to 11,000 due to Covid-19 pandemic

# BOBBY DODD STADIUM

"One sporting venue that has stood the test of time. Georgia Tech's stadium ... remains a landmark – hard by the Downtown Connector, in the shadow of Coca-Cola headquarters, one block from the Varsity ... **THERE'S NO PRETTIER SETTING FOR A NIGHT FOOTBALL GAME ON ANY-ONE'S CAMPUS.** And the memory of Dodd, coaching his clinical and cerebral Jackets while remaining seated at a card table on the sideline, is one of the enduring images of Atlanta sports."

– Atlanta Journal-Constitution (January 20, 2013)



## BOBBY DODD STADIUM THROUGH THE YEARS



1913




1958



2006



1925



1985



TODAY



1948



1992