GEORGIA TECH BASKETBALL

2021-22 Record Book

RECORD BOOK

Career Records/Leaders	62-63
Season Records/Leaders	64-71
Single-Game Records/Highs	72-77
McCamish Pavilion Records	78
Career Summaries of Notable Players	79-83
NCAA Statistical Rankings (since 2001-02)	86
Career Statistics of All Players (ACC era)	87-90

CAREER RECORDS

CAREER RECORDS

Most points: 2,232, Rich Yunkus, 1969-71
Most points per game: 26.6, Rich Yunkus, 1969-71
Most field goals: 874, Rich Yunkus, 1969-71
Most field goals attempted: 1,740, Mark Price, 1983-86
Highest field goal percentage: .620, Lee Goza, 1981-82
Most 3-point field goals: 351, Dennis Scott, 1988-90
Most 3-point field goals attempted: 831, Dennis Scott, 1988-90
Highest 3-point field goal percentage: .440 (73-166), Mark Price, 1983-86 (all in 1982-83, at distance of 17-9)
Highest 3-point field goal percentage (at current distance): .422 (351-831), Dennis Scott, 1988-90
Most free throws: 508, Matt Harpring, 1995-98
Most free throws attempted: 718, Alvin Jones, 1998-01
Highest free throw percentage: .867, Anthony Morrow, 2005-08
Most rebounds: 1,205, Malcolm Mackey, 1990-93
Most rebounds per game: 12.9, Jim Caldwell, 1963-65
Most assists: 724, Drew Barry, 1993-96
Most assists per game: 7.0, Kenny Anderson, 1989-91
Most steals: 240, Mark Price, 1983-86
Most blocked shots: 425, Alvin Jones, 1998-01
Most games played: 135, Quinton Stephens, 2013-17
Most games started: 129, Marcus Georges-Hunt, 2013-16
Most consecutive games started: 126, Mark Price, 1983-86
Most minutes played: 4,604, Mark Price, 1983-86
Most personal fouls: 398, John Salley, 1983-86
Most times fouled out: 24, John Salley, 1983-86



RICH YUNKUS

1,000-POINT SCORERS

Pl.	Player	G	FG	3FG	FT	Points	Avg.
1.	Rich Yunkus (1969-71)	84	874	0	484	2,232	26.6
2.	Matt Harpring (1995-98)	124	753	211	508	2,225	17.9
3.	Mark Price (1983-86)	126	848	73	424	2,193	17.4
4.	Dennis Scott (1988-90)	99	744	351	276	2,115	21.4
5.	Tom Hammonds (1986-89)	123	853	1	374	2,081	16.9
6.	Travis Best (1992-95)	124	703	258	393	2,057	16.6
7.	James Forrest (1992-95)	114	812	3	351	1,978	17.4
8.	Brian Oliver (1987-90)	127	680	105	383	1,848	14.6
9.	Duane Ferrell (1985-88)	127	720	10	368	1,818	14.3
10.	Malcolm Mackey (1990-93)	130	709	0	318	1,736	13.4
11.	Marcus Georges-Hunt (2013-16)	130	569	122	468	1,728	13.3
12.	Tony Akins (1999-02)	122	529	301	299	1,658	13.6
13.	Roger Kaiser (1959-61)	80	591	0	446	1,628	20.4
14.	B.J. Elder (2002-05)	122	587	222	220	1,616	13.2
15.	Bruce Dalrymple (1984-87)	126	614	12	348	1,588	12.6
16.	John Salley (1983-86)	125	595	0	397	1,587	12.7
17.	Kenny Anderson (1990-91)	65	561	113	262	1,497	23.0
18.	Jim Wood (1974-77)	106	602	0	255	1,459	13.8
19.	Jose Alvarado (2018-21)	106	491	172	275	1,429	13.5
20.	Lenny Horton (1977-80)	107	514	0	338	1,411	13.2
21.	Anthony Morrow (2005-08)	123	473	258	196	1,400	11.4
22.	Marvin Lewis (2001-04)	130	468	239	221	1,396	10.7
23.	Bobby Kimmel (1954-57)	98	436	0	491	1,363	13.9
24.	Alvin Jones (1998-01)	124	450	0	412	1,312	10.6
25.	Tico Brown (1977-79)	81	544	0	220	1,308	16.1
26.	Michael Maddox (1995-98)	126	496	133	178	1,303	10.3
27.	Bud Blemker (1957-59)	78	501	0	264	1,266	16.2
28.	Jarrett Jack (2003-05)	101	406	93	360	1,265	12.5
29.	Drew Barry (1993-96)	117	409	179	256	1,253	10.7
30.	Phil Wagner (1966-68)	67	449	0	291	1,189	17.7
	Terry Randall (1957-59)	77	448	0	293	1,189	15.4
32.	Sammy Drummer (1978-79)	53	489	0	206	1,184	22.3
33.	Gani Lawal (2008-10)	99	446	0	275	1,167	11.8
34.	Iman Shumpert (2009-11)	92	387	111	281	1,166	12.7
35.	Jim Caldwell (1963-65)	77	461	0	232	1,154	15.0
36.	**Michael Devoe (2018-present)**	**86**	**394**	**153**	**208**	**1,149**	**13.4**
37.	Jim Nolan (1946-49)	86	420	0	296	1,136	13.2
38.	Moses Wright (2017-21)	111	466	26	172	1,130	10.2
39.	Brook Steppe (1979-80, 82)	77	410	0	285	1,105	14.4
40.	Pete Silas (1951-53)	72	421	0	242	1,084	15.1
41.	Melvin Dold (1948-51)	100	442	0	196	1,080	10.8
	Jon Barry (1991-92)	65	381	176	142	1,080	16.6
43.	Ben Lammers (2014-18)	124	431	3	190	1,055	8.5
44.	Lewis Clinch (2006-09)	105	377	176	118	1,048	11.3
45.	Jason Floyd (1997-00)	121	363	169	120	1,015	8.4
46.	Zachery Peacock (2007-10)	122	384	48	193	1,009	8.3
47.	Daniel Miller (2011-14)	126	423	0	161	1,007	8.0

1,000 Points & 500 Rebounds

Player (Years)	Pts	Reb
Rich Yunkus (1969-71)	2,232	955
Matt Harpring (1995-98)	2,225	997
Dennis Scott (1988-90)	2,115	523
Tom Hammonds (1986-89)	2,081	885
James Forrest (1992-95)	1,978	846
Brian Oliver (1987-90)*	1,848	613
Duane Ferrell (1985-88)	1,818	680
Malcolm Mackey (1990-93)	1,734	1,205
Marcus Georges-Hunt (2013-16)	1,728	580
Bruce Dalrymple (1984-87)*	1,588	744
John Salley (1983-86)	1,587	798
Jim Wood (1974-77)	1,459	740
Lenny Horton (1977-80)	1,411	704
Bobby Kimmel (1954-57)	1,363	605
Alvin Jones (1998-01)	1,312	1,075
Michael Maddox (1995-98)	1,303	687
Gani Lawal (2008-10)	1,167	712
Jim Caldwell (1963-65)	1,154	993
Moses Wright (2017-21)	1,130	614
Ben Lammers (2015-18)	1.055	774
Daniel Miller (2011-14)	1,007	821

1,000 Points & 400 Assists

Player (Years)	Pts	As
Mark Price (1983-86)	2,193	510
Travis Best (1992-95)	2,057	692
Brian Oliver (1987-90)*	1,848	538
Tony Akins (1999-02)	1,658	560
Bruce Dalrymple (1984-87)*	1,588	446
Kenny Anderson (1990-91)	1,497	454
Jarrett Jack (2003-05)	1,265	543
Drew Barry (1993-96)	1,253	724

**Only Tech players to have 1,000 points, 500 rebounds and 400 assists*

MALCOLM MACKEY

RECORDS

CAREER LEADERS

Scoring Average

1. Rich Yunkus (1969-71) 26.6
2. Kenny Anderson (1990-91) 23.0
3. Sammy Drummer (1978-79) 22.3
4. Dennis Scott (1988-90) 21.4
5. Roger Kaiser (1959-61) 20.4
6. Matt Harpring (1995-98) 17.9
7. Phil Wagner (1966-68) 17.7
8. Mark Price (1983-86) 17.4
   James Forrest (1992-95) 17.4
10. Jason Collier (1999-00) 17.1
11. Tom Hammonds (1986-89) 16.9
12. Travis Best (1992-95) 16.6
13. Jon Barry (1991-92) 16.6
14. Bud Blemker (1957-59) 16.2
15. Tico Brown (1977-79) 16.1
16. Terry Randall (1957-59) 15.4
17. Jim Caldwell (1963-65) 15.0
18. Brian Oliver (1987-90) 14.6
19. Brook Steppe (1979-80,82) 14.4
20. Duane Ferrell (1985-88) 14.3

Rebounds

1. Malcolm Mackey (1990-93) 1205
2. Alvin Jones (1998-01) 1075
3. Matt Harpring (1995-98) 997
4. Jim Caldwell (1963-65) 993
5. Rich Yunkus (1969-71) 955
6. Tom Hammonds (1986-89) 885
7. James Forrest (1992-95) 846
8. Daniel Miller (2011-14) 821
9. John Salley (1983-86) 798
10. Ben Lammers (2014-18) 774
11. Eddie Elisma (1994-97) 762
12. Bruce Dalrymple (1984-87) 744
13. Jim Wood (1974-77) 740
14. Gani Lawal (2008-10) 712
15. Jeremis Smith (2005-08) 708
16. Lenny Horton (1977-80) 704
17. Michael Maddox (1995-98) 687
18. Duane Ferrell (1985-88) 680
19. Ivano Newbill (1991-94) 654
20. Luke Schenscher (2002-05) 640

Rebound Average

1. Jim Caldwell (1963-65) 12.9
2. Rich Yunkus (1969-71) 11.4
3. Lenny Cohen (1955-57) 10.3
4. Malcolm Mackey (1990-93) 9.3
5. Dave Denton (1958-60) 8.9
6. Bobby Kimmel (1954-57) 8.7
   Alvin Jones (1998-01) 8.7
8. Charles Mitchell (2014-16) 8.5
9. Jason Collier (1999-00) 8.3
10. Matt Harpring (1995-98) 8.0
11. Alan Nass (1961-63) 7.9
12. Mike Green (1975-76) 7.8
13. James Banks III (2019-20) 7.7
14. Frank Inman (1957-58) 7.5
15. James Forrest (1992-95) 7.4
16. Tom Hammonds (1986-89) 7.2
    Gani Lawal (2008-10) 7.2
18. Jim Wood (1974-77) 7.0
19. Yvon Joseph (1983-85) 6.9
    Matt Geiger (1991-92) 6.9

Field Goals

1. Rich Yunkus (1969-71) 874
2. Tom Hammonds (1986-89) 853
3. Mark Price (1983-86) 848
4. James Forrest (1992-95) 812
5. Matt Harpring (1995-98) 753
6. Dennis Scott (1988-90) 744
7. Duane Ferrell (1985-88) 720
8. Malcolm Mackey (1990-93) 709
9. Travis Best (1992-95) 703
10. Brian Oliver (1987-90) 680
11. Bruce Dalrymple (1984-87) 614
12. John Salley (1983-86) 595
13. Roger Kaiser (1959-61) 591
14. B.J. Elder (2002-05) 587
15. Marcus Georges-Hunt (2013-16) 569
16. Kenny Anderson (1990-91) 561
17. Tico Brown (1977-79) 544
18. Tony Akins (1999-02) 529
19. Lenny Horton (1977-80) 514
20. Bud Blemker (1957-59) 501

Field Goal Attempts

1. Mark Price (1983-86) 1740
2. Rich Yunkus (1969-71) 1724
3. Dennis Scott (1988-90) 1645
4. Matt Harpring (1995-98) 1621
5. James Forrest (1992-95) 1614
6. Travis Best (1992-95) 1540
7. Tom Hammonds (1986-89) 1506
8. B.J. Elder (2002-05) 1376
9. Tony Akins (1999-02) 1369
10. Roger Kaiser (1959-61) 1362
11. Duane Ferrell (1985-88) 1340
12. Brian Oliver (1987-90) 1317
13. Marcus Georges-Hunt (2013-16) 1314
14. Malcolm Mackey (1990-93) 1300
15. Bud Blemker (1957-59) 1298
16. Bruce Dalrymple (1984-87) 1269
17. Bobby Kimmel (1954-57) 1262
18. Jim Wood (1974-77) 1231
19. Kenny Anderson (1990-91) 1185
20. Mike Bottorff (1974-76) 1164

Field Goal Percentage

1. Lee Goza (1981-82) ..... .620
2. Bill Mayer (1958-60) ..... .612
3. John Salley (1983-86) ..... .587
4. Matt Geiger (1991-92) ..... .582
5. Lenny Horton (1977-80) ..... .569
6. Tom Hammonds (1986-89) ..... .566
7. Eddie Elisma (1994-97) ..... .551
8. Kammeon Holsey (2011-14) ..... .551
9. Yvon Joseph (1984-85) ..... .549
10. Gani Lawal (2008-10) ..... .548
11. Malcolm Mackey (1990-93) ..... .545
    James Banks III (2019-20) ..... .545
13. Luke Schenscher (2002-05) ..... .542
14. Bill Allgood (1977-78) ..... .540
15. Duane Ferrell (1985-88) ..... .537
16. Alade Aminu (2006-09) ..... .533
17. Jeremis Smith (2005-08) ..... .532
18. Daniel Miller (2011-14) ..... .527
19. Stan Guth (1965-67) ..... .521
20. Charles Mitchell (2014-16) ..... .520

3-Point Field Goals

1. Dennis Scott (1988-90) 351
2. Tony Akins (1999-02) 301
3. Travis Best (1992-95) 258
   Anthony Morrow (2005-08) 258
5. Marvin Lewis (2001-04) 239
6. B.J. Elder (2002-05) 222
7. Matt Harpring (1995-98) 211
8. Drew Barry (1993-96) 179
9. Jon Barry (1991-92) 176
   Lewis Clinch (2006-09) 176
11. Jose Alvarado (2017-21) 172
12. Jason Floyd (1997-00) 169
13. **Michael Devoe (2918-present) 153**
14. Shaun Fein (2000-01) 140
16. Quinton Stephens (2013-17) 138
17. Michael Maddox (1995-98) 133
18. Marcus Georges-Hunt (2013-16) 122
19. Mfon Udofia (2010-13) 117
20. Kenny Anderson (1990-91) 113
21. Iman Shumpert (2009-11) 111
22. Adam Smith (2015-16) 109

3-Point Field Goal Att.

1. Dennis Scott (1988-90) 831
2. Tony Akins (1999-02) 812
3. Travis Best (1992-95) 656
4. Marvin Lewis (2001-04) 623
5. Anthony Morrow (2005-08) 613
6. B.J. Elder (2002-05) 600
7. Matt Harpring (1995-98) 585
8. Jason Floyd (1997-00) 522
9. **Jose Alvarado (2017-21) 505**
10. Drew Barry (1993-96) 485
11. Lewis Clinch (2006-09) 481
12. Jon Barry (1991-92) 474
13. Quinton Stephens (2013-17) 442
14. **Michael Devoe (2018-present) 376**
    Tadric Jackson (2015-18) 376
16. Marcus Georges-Hunt (2013-16) 371
17. Shaun Fein (2000-01) 368
18. Mfon Udofia (2010-13) 367
19. Iman Shumpert (2009-11) 364
20. Michael Maddox (1995-98) 353

3-Point Field Goal Pct.

1. Mark Price (1983-86*) ..... .440
2. Dennis Scott (1988-90) ..... .422
3. Anthony Morrow (2005-08) ..... .421
   Michael Devoe (2018-present) ..... .407
4. Anthony Byrd (1982-84*) ..... .404
5. Bryan Hill (1991-93) ..... .398
6. Travis Best (1992-95) ..... .393
7. Craig Neal (1984-88) ..... .388
8. Brian Oliver (1987-90) ..... .385
9. Marvin Lewis (2001-04) ..... .384
10. Fred Vinson (1992, 94) ..... .383
11. Shaun Fein (2000-01) ..... .380
12. Michael Maddox (1995-98) ..... .377
13. Kenny Anderson (1990-91) ..... .374
14. Jon Barry (1991-92) ..... .371
    Tony Akins (1999-02) ..... .371
16. Stephon Marbury (1996) ..... .370
    B.J. Elder (2002-05) ..... .370
18. Drew Barry (1993-96) ..... .369
19. Lewis Clinch (2006-09) ..... .366
20. Jason Collier (1999-00) ..... .362

**3-pt line of 17ft-9in for 1982-83 season; no 3-pt shot from 1983-86; 19ft-9in from 1986-87 through 2007-08.; 20ft-9in since then.*

Free Throws

1. Matt Harpring (1995-98) 508
2. Rich Yunkus (1969-71) 484
3. Marcus Georges-Hunt (2013-16) 468
4. Roger Kaiser (1959-61) 446
5. Bobby Kimmel (1954-57) 424
   Mark Price (1983-86) 424
7. Alvin Jones (1998-01) 412
8. John Salley (1983-86) 397
9. Travis Best (1992-95) 393
10. Brian Oliver (1987-90) 383
11. Tom Hammonds (1986-89) 374
12. Duane Ferrell (1985-88) 368
13. Jarrett Jack (2003-05) 360
14. James Forrest (1992-95) 351
15. Bruce Dalrymple (1984-87) 348
16. Lenny Horton (1977-80) 338
17. Malcolm Mackey (1990-93) 318
18. Gary Phillips (1953-57) 305
19. Tony Akins (1999-02) 299

Free Throw Attempts

1. Alvin Jones (1998-01) 718
2. Matt Harpring (1995-98) 675
3. John Salley (1983-86) 627
4. Marcus Georges-Hunt (2013-16) 625
5. Rich Yunkus (1969-71) 614
6. Bobby Kimmel (1954-57) 593
7. Roger Kaiser (1959-61) 520
8. Brian Oliver (1987-90) 516
9. Malcolm Mackey (1990-93) 512
10. Gary Phillips (1953-57) 509
11. James Forrest (1992-95) 506
12. Duane Ferrell (1985-88) 502
13. Mark Price (1983-86) 499
14. Gani Lawal (2008-10) 498
15. Bruce Dalrymple (1984-87) 488
16. Travis Best (1992-95) 486
17. Tom Hammonds (1986-89) 462
18. Jarrett Jack (2003-05) 452
    Jeremis Smith (2005-08) 452
20. Lenny Horton (1977-80) 427

Free Throw Percentage

1. Anthony Morrow (2005-08) ..... .867
2. Roger Kaiser (1959-61) ..... .858
3. R.D. Craddock (1963-65) ..... .851
4. Mark Price (1983-86) ..... .850
5. Marvin Lewis (2001-04) ..... .840
6. Steve Sherbak (1973-74) ..... .837
7. Tom Hammonds (1986-89) ..... .810
8. Travis Best (1992-95) ..... .809
9. Ray Schnitzer (1974-77) ..... .807
10. Bud Blemker (1957-59) ..... .807
11. Bob Seemer (1968-70) ..... .806
12. Phil Wagner (1966-68) ..... .800
    Dave Clark (1966-68) ..... .800
    Keith Weekly (1961) ..... .800
15. Terry Randall (1957-59) ..... .796
    Jarrett Jack (2003-05) ..... .796
17. Lenny Horton (1977-80) ..... .792
18. Jose Alvarado (2017-21) ..... .790
19. Rich Yunkus (1969-71) ..... .788
20. Kenny Anderson (1990-91) ..... .787
    Maurice Miller (2008-11) ..... .787

Assists

1. Drew Barry (1993-96) 724
2. Travis Best (1992-95) 692
3. Craig Neal (1984-88) 659
4. Tony Akins (1999-02) 560
5. Jarrett Jack (2003-05) 543
6. Brian Oliver (1987-90) 538
7. Mark Price (1983-86) 510
8. Kenny Anderson (1990-91) 454
9. Bruce Dalrymple (1984-87) 446
10. Jim Thorne (1969-71) 410
11. Jose Alvarado (2017-21) 384
12. Iman Shumpert (2009-11) 382
13. Maurice Miller (2008-11) 342
14. Josh Heath (2014-17) 322
15. John Salley (1983-86) 319
16. Jon Barry (1991-92) 317
17. Duane Ferrell (1985-88) 289
    Matt Harpring (1995-98) 289
19. Marcus Georges-Hunt (2013-16) 287
20. Dennis Scott (1988-90) 285

Assist Average

1. Kenny Anderson (1990-91) 7.0
2. Drew Barry (1993-96) 6.2
3. Travis Best (1992-95) 5.6
4. Jarrett Jack (2003-05) 5.4
5. Craig Neal (1984-88) 5.2
6. Jim Thorne (1969-71) 4.9
   Jon Barry (1991-92) 4.9
8. Tony Akins (1999-02) 4.6
9. Brian Oliver (1987-90) 4.2
10. Iman Shumpert (2009-11) 4.1
11. Mark Price (1983-86) 4.0
    Phil Wagner (1966-68) 4.0

Steals

1. Mark Price (1983-86) 240
2. Bruce Dalrymple (1984-87) 227
3. **Jose Alvarado (2017-21) 226**
4. Travis Best (1992-95) 217
5. Iman Shumpert (2009-11) 207
6. Drew Barry (1993-96) 193
7. Jarrett Jack (2003-05) 183
8. Matt Harpring (1995-98) 176
9. Tony Akins (1999-02) 173
10. Kenny Anderson (1990-91) 168
11. Dennis Scott (1988-90) 150
12. Brian Oliver (1987-90) 140
13. Jeremis Smith (2005-08) 135
14. Maurice Miller (2008-11) 130
15. Isma'il Muhammad (2002-05) 129
16. George Thomas (1980-83) 127
    Craig Neal (1984-88) 127
18. Marvin Lewis (2001-04) 125
    Daniel Miller (2011-14) 125
20. Jon Barry (1991-92) 124

Blocked Shots

1. Alvin Jones (1998-01) 425
2. Daniel Miller (2011-14) 286
3. Ben Lammers (2014-18) 254
4. John Salley (1983-86) 243
5. Malcolm Mackey (1990-93) 199
6. Eddie Elisma (1994-97) 174
7. Luke Schenscher (2002-05) 157
8. James Banks III (2019-20) 154
9. Gani Lawal (2008-10) 127
10. Moses Wright (2017-21) 108
11. Alade Aminu (2006-09) 105
12. Ra'Sean Dickey (2005-07) 96
13. Anthony McHenry (2002-05) 95
14. Matt Geiger (1991-92) 94
15. Michael Maddox (1995-98) 93
16. James Forrest (1992-95) 88
17. Antoine Ford (1985-87) 87
18. Ivano Newbill (1991-94) 82
    Theodis Tarver (2003-06) 82
20. Derrick Favors (2010) 74

Games Played

1. Quinton Stephens (2013-17) 135
2. Malcolm Mackey (1990-93) 130
   Marvin Lewis (2001-04) 130
   Anthony McHenry (2002-05) 130
   Marcus Georges-Hunt (2013-16) 130
6. Mfon Udofia (2010-13) 128
7. Craig Neal (1984-88) 127
   Duane Ferrell (1985-88) 127
   Brian Oliver (1987-90) 127
10. Mark Price (1983-86) 126
    Bruce Dalrymple (1984-87) 126
    Michael Maddox (1995-98) 126
    Isma'il Muhammad (2002-05) 126
    Daniel Miller (2011-14) 126
15. John Salley (1983-86) 125
    Kammeon Holsey (2011-14) 125
17. Travis Best (1992-95) 124
    Matt Harpring (1995-98) 124
    Alvin Jones (1998-01) 124
    T.J. Vines (1998-01) 124
    D'Andre Bell (2006-10) 124

Games Started

1. Marcus Georges-Hunt (2013-16) 129
2. Malcolm Mackey (1990-93) 127
3. Mark Price (1983-86) 126
   Bruce Dalrymple (1984-87) 126
   Daniel Miller (2011-14) 126
6. John Salley (1983-86) 125
7. Travis Best (1992-95) 122
   Tom Hammonds (1986-89) 122
   Duane Ferrell (1985-88) 122
10. Matt Harpring (1995-98) 119
11. Alvin Jones (1998-01) 118
12. Tony Akins (1999-02) 117

Minutes Played

1. Mark Price (1983-86) 4604
2. Travis Best (1992-95) 4504
3. Matt Harpring (1995-98) 4472
4. Brian Oliver (1987-90) 4425
5. Tom Hammonds (1986-89) 4387
6. Bruce Dalrymple (1984-87) 4331
7. John Salley (1983-86) 4197
8. Malcolm Mackey (1990-93) 4141
9. Marcus Georges-Hunt (2013-16) 4017
10. Duane Ferrell (1985-88) 3979
11. Tony Akins (1999-02) 3969
12. Drew Barry (1993-96) 3910
13. Alvin Jones (1998-01) 3880
14. James Forrest (1992-95) 3775
15. Jose Alvarado (2017-21) 3704
16. Dennis Scott (1988-90) 3686
17. Marvin Lewis (2001-04) 3664
18. Michael Maddox (1995-98) 3640
19. Daniel Miller (2011-14) 3627
20. Jarrett Jack (2003-05) 3260

Minutes Per Game

1. Kenny Anderson (1990-91) 38.3
2. Dennis Scott (1988-90) 37.2
3. Mark Price (1983-86) 36.5
4. Travis Best (1992-95) 36.3
5. Matt Harpring (1995-98) 36.1
6. Jon Barry (1991-92) 35.7
   Tom Hammonds (1986-89) 35.7
8. Jose Alvarado (2017-21) 34.9
9. Brian Oliver (1987-90) 34.8
10. Bruce Dalrymple (1984-87) 34.4
11. John Salley (1983-86) 33.6
12. Drew Barry (1993-96) 33.4
13. Jason Collier (1999-00) 33.2

SEASON RECORDS

TECH • TEAM

Most games played: 38 in 2003-04
Most victories: 28 in 2003-04, 1989-90
Most ACC victories: 13 in 1995-96
Most home victories: 17 in 2006-07, 2016-17
Most losses: 23 in 1980-81
Most ACC losses: 15 in 2014-15
Longest winning streak: 15 games in 1985-86
Most points: 3,096 in 1989-90
Highest scoring average: 88.5 in 1989-90 (3,096 in 35 games)
Lowest scoring average: 55.7 in 1980-81 (1,503 in 27 games)
Largest scoring margin: +12.2 in 1978-79
Most field goals: 1,141 in 1989-90
Most field goals attempted: 2,302 in 1989-90
Highest field goal percentage: .546 in 1985-86
Lowest field goal percentage: .348 in 1955-56
Most 3-point field goals: 296 in 1995-96
Most 3-point field goals attempted: 776 in 1995-96
Highest 3-point field goal percentage: .423 in 1987-88
Lowest 3-point field goal percentage: .267 in 2014-15
Most free throws: 656 in 1956-57
Fewest free throws: 287 in 1980-81
Most free throws attempted: 943 in 1956-57
Fewest free throws attempted: 459 in 1981-82
Best free throw percentage: .768 in 1976-77
Lowest free throw percentage: .611 in 1980-81
Most rebounds: 1,432 in 1991-92
Highest rebound average: 50.0 in 1958-59 (1,299 in 26 games)
Largest rebound margin: +7.4 in 2015-16
Most personal fouls: 795 in 2003-04
Fewest personal fouls: 410 in 2020-21
Most players fouled out: 29 in 1961-62
Fewest players fouled out: 5 in 2011-12, 2016-17
Most assists: 680 in 1987-88
Highest turnover margin: +4.58 in 2020-21
Most blocked shots: 221 in 2016-17
Most steals: 338 in 2003-04

TECH • INDIVIDUAL

Most points: 970, Dennis Scott, 1989-90
Highest scoring average: 30.1, Rich Yunkus, 1970-71
Most field goals: 336, Dennis Scott, 1989-90
Most field goals attempted: 722, Dennis Scott, 1989-90
Highest field goal percentage: .639 (129-202), Eddie Elisma, 1995-96
Most 3-point field goals: 137, Dennis Scott, 1989-90
Most 3-point field goals attempted: 331, Dennis Scott, 1989-90
Highest 3-point field goal percentage: .480 (24-50), Bryan Hill, 1990-91
Most free throws: 205, Marcus Georges-Hunt, 2015-16
Most free throws attempted: 249, Marcus Georges-Hunt, 2015-16
Highest free throw percentage: .887 (63-71), Anthony Morrow, 2005-06
Most rebounds: 364, Jim Caldwell, 1963-64
Highest rebound average: 14.0, Jim Caldwell, 1963-64
Most assists: 303, Craig Neal, 1987-88
Most blocked shots: 141, Alvin Jones, 1997-98
Most steals: 89, Kenny Anderson, 1990-91
Most minutes played: 1,368, Dennis Scott, 1989-90
Most personal fouls: 127, Johnny McNeil, 1989-90
Most times fouled out: 10, Johnny McNeil, 1989-90; Pete Silas, 1950-51

SEASON RECORDS • FRESHMEN

Most points: 721, Kenny Anderson (1989-90)
Most points per game: 20.6, Kenny Anderson (1989-90)
Most rebounds: 278, Chris Bosh (2002-03)
Most rebounds per game: 9.0, Chris Bosh (2002-03)
Most field goals made: 283, Kenny Anderson (1989-90)
Most field goals attempted: 549, Kenny Anderson (1989-90)
Highest field goal percentage: .609, Tom Hammonds (1985-86)
Most 3-pt. field goals made: 98, Dennis Scott (1987-88)
Most 3-pt. field goals attempted: 238, Stephon Marbury (1995-96)
Highest 3-pt. field goal percentage: .471, Dennis Scott (1987-88)
Most free throws made: 180, Josh Okogie (2016-17)
Most free throws attempted: 241, Josh Okogie (2016-17)
Highest free throw percentage: .877, Mark Price (1982-83)
Most assists: 285, Kenny Anderson (1989-90)
Most assists per game: 8.1, Kenny Anderson (1989-90)
Most steals: 79, Kenny Anderson (1989-90)
Most blocked shots: 141, Alvin Jones (1997-98)
Most minutes played: 1,345, Stephon Marbury (1995-96)
Most minutes per game: 37.7, Kenny Anderson (1989-90)

Top Scoring Tandems

No.	Player (Points)	Total	Year
1.	Dennis Scott (970) and Brian Oliver (724)	1,694	1989-90
2.	Stephon Marbury (679) and Matt Harpring (670)	1,349	1995-96
3.	Matt Harpring (691) and Dion Glover (608)	1,299	1997-98
4.	Dennis Scott (649) and Tom Hammonds (627)	1,276	1988-89
5.	Kenny Anderson (776) and Jon Barry (478)	1,254	1990-91
6.	Duane Ferrell (595) and Tom Hammonds (567)	1,162	1987-88
7.	Jon Barry (602) and Malcolm Mackey (553)	1,155	1991-92
8.	Marcus Georges-Hunt (601) and Adam Smith (540)	1,141	2015-16
9.	Mark Price (583) and John Salley (491)	1,074	1984-85
	James Forrest (586) and Travis Best (488)	1,074	1992-93
11.	Travis Best (607) and James Forrest (451)	1,058	1994-95
12.	Roger Kaiser (638) and Dave Denton (419)	1,057	1959-60
13.	B.J. Elder (568) and Jarrett Jack (474)	1,042	2003-04
14.	Mark Price (590) and John Salley (445)	1,035	1985-86
15.	Sammy Drummer (616) and Tico Brown (413)	1,029	1978-79
16.	Travis Best (532) and James Forrest (475)	1,007	1993-94
17.	Sammy Drummer (568) and Tico Brown (435)	1,003	1977-78

Minimum 1,000 total points, 400 by each player

Top Rebounding Tandems

No.	Player (Rebounds)	Total	Year
1.	Ben Lammers (342) and Quinton Stephens (283)	625	2016-17
2.	Gani Lawal (305) and Derrick Favors (303)	608	2009-10
3.	Malcolm Mackey (316) and Matt Geiger (254)	570	1991-92
4.	Matt Harpring (293) and Eddie Elisma (264)	557	1995-96
	Charles Mitchell (349) and Nick Jacobs (208)	557	2015-16
6.	Gani Lawal (294) and Alade Aminu (247)	541	2008-09
7.	Malcolm Mackey (306) and James Forrest (226)	532	1992-93
8.	Matt Harpring (302) and Michael Maddox (221)	523	1997-98
9.	Jason Collier (276) and Alvin Jones (241)	517	1999-00
10.	Lenny Cohen (288) and Bobby Kimmel (223)	511	1956-57
11.	Jim Caldwell (283) and Alan Nass (224)	507	1962-63
12.	Malcolm Mackey (262) and Dennis Scott (231)	493	1989-90
13.	Jim Wood (249) and Mike Green (232)	481	1974-75
	Chris Bosh (278) and Ed Nelson (203)	481	2002-03

Minimum 500 total rebounds, 200 by each player

Top Assist Tandems

No.	Player (Assists)	Total	Year
1.	Craig Neal (303) and Dennis Scott (116)	419	1987-88
2.	Jon Barry (207) and Travis Best (198)	405	1991-92
3.	Drew Barry (238) and Stephon Marbury (161)	399	1995-96
4.	Kenny Anderson (285) and Brian Oliver (111)	396	1989-90
5.	Brian Oliver (223) and Karl Brown (125)	348	1988-89
6.	Travis Best (176) and Drew Barry (164)	340	1992-93
7.	Drew Barry (181) and Travis Best (151)	332	1994-95
8.	Travis Best (167) and Drew Barry (141)	308	1993-94
9.	Mark Price (148) and Bruce Dalrymple (138)	286	1985-86
10.	Mark Price (150) and Bruce Dalrymple (135)	285	1984-85
11.	Kenny Anderson (169) and Jon Barry (110)	279	1990-91
	Craig Neal (121) and Bruce Dalrymple (108)	279	1986-87

Minimum 250 total assists, 100 by each player

Top Scoring Trios

No.	Player (Points)	Total	Year
1.	Dennis Scott (970), Brian Oliver (724), Kenny Anderson (721)	2,415	1989-90
2.	Stephon Marbury (679), Matt Harpring (670), Drew Barry (480)	1,829	1995-96
3.	Dennis Scott (649), Tom Hammonds (627), Brian Oliver (515)	1,791	1988-89
4.	Matt Harpring (691), Dion Glover (608), Michael Maddox (437)	1,736	1997-98
5.	Kenny Anderson (776), Jon Barry (478), Malcolm Mackey (460)	1,714	1990-91
6.	Duane Ferrell (595), Tom Hammonds (567), Dennis Scott (496)	1,658	1987-88
7.	Jon Barry (602), Malcolm Mackey (553), James Forrest (466)	1,621	1991-92
8.	Josh Okogie (596), Ben Lammers (527), Quinton Stephens (437)	1,560	2016-17
9.	James Forrest (586), Travis Best (488), Malcolm Mackey (469)	1,543	1992-93
10.	Mark Price (583), John Salley (491), Bruce Dalrymple (453)	1,527	1984-85

Minimum 1,500 total points, 400 by each player

ACC Statistical Leaders

Individual

Points Per Game
1982-83 Mark Price....20.3
1989-90 Dennis Scott....27.7

Field Goal Percentage
1984-85 John Salley....627
2002-03 Chris Bosh....560

3-Point Field Goal Percentage
1987-88 Dennis Scott....464
1992-93 Travis Best....457
2005-06 Anthony Morrow....429
2007-08 Anthony Morrow....448

3-Point Field Goals Per Game
1987-88 Dennis Scott....3.1
1988-89 Dennis Scott....3.6
1989-90 Dennis Scott....3.9
2001-02 Tony Akins....3.2
2015-16 Adam Smith....3.0

Free Throw Percentage
1982-83 Mark Price....877
1993-94 Travis Best....864
1994-95 Travis Best....847

Rebounds Per Game
1999-00 Jason Collier....9.2
2000-01 Alvin Jones....10.4

Offensive Rebounds Per Game
1992-93 Malcolm Mackey....4.6
1996-97 Eddie Elisma....3.96

Assists Per Game
1987-88 Craig Neal....9.5
1989-90 Kenny Anderson....8.1
1993-94 Drew Barry....5.9
1994-95 Drew Barry....6.7
1995-96 Drew Barry....6.6

Steals Per Game
1990-91 Kenny Anderson....3.0
2010-11 Iman Shumpert....2.7
2020-21 Jose Alvarado....2.8

Blocks Per Game
1983-84 John Salley....2.3
1997-98 Alvin Jones....4.3
1998-99 Alvin Jones....3.5
1999-00 Alvin Jones....2.5
2002-03 Chris Bosh....2.2
2016-17 Ben Lammers....3.4
2018-19 James Banks II....2.5

Minutes Per Game
1989-90 Dennis Scott....39.1
1990-91 Kenny Anderson....38.9
1993-94 Travis Best....37.5
1995-96 Drew Barry....37.5
1996-97 Matt Harpring....37.6

Team

Points Allowed Per Game
1979-80 59.9

Field Goal Percentage
2020-21 .477

Field Goal Percentage Defense
1991-92 .419
2003-04 .388
2016-17 .398

3-Pt. Field Goal Pct. Defense
2003-04 .297

Free Throw Percentage
1986-87 .760
1988-89 .758

3-Point Field Goals Per Game
1989-90 7.4

3-Point Field Goal Percentage
1991-92 .367
2001-02 .376

3-Point Field Goal Percentage Defense
2019-20 .285

Blocked Shots Per Game
1991-92 5.1
1997-98 6.3
2016-17 6.0

Steals Per Game
2006-07 9.9
2010-11 9.6
2020-21 9.1

Turnover Margin
1994-95 +3.4
2010-11 +2.9
2020-21 +4.6

SEASON LEADERS

Points

1. Dennis Scott (1989-90) ... 970
2. Rich Yunkus (1970-71) ... 815
3. Rich Yunkus (1969-70) ... 814
4. Kenny Anderson (1990-91) ... 776
5. Brian Oliver (1989-90) ... 724
6. Kenny Anderson (1989-90) ... 721
7. Matt Harpring (1997-98) ... 691
8. Stephon Marbury (1995-96) ... 679
9. Matt Harpring (1995-96) ... 670
10. Dennis Scott (1988-89) ... 649
11. Roger Kaiser (1959-60) ... 638
12. Tom Hammonds (1988-89) ... 627
13. Sammy Drummer (1978-79) ... 616
14. Roger Kaiser (1960-61) ... 608
    Dion Glover (1997-98) ... 608
16. Travis Best (1994-95) ... 607
17. Rich Yunkus (1968-69) ... 603
18. Jon Barry (1991-92) ... 602
19. Marcus Georges-Hunt (2015-16) ... 601
20. Duane Ferrell (1987-88) ... 595
21. Mark Price (1985-86) ... 590
22. James Forrest (1992-93) ... 586
23. Mark Price (1984-85) ... 583
24. Sammy Drummer (1977-78) ... 568
    Mark Price (1982-83) ... 568
    B.J. Elder (2003-04) ... 568

Scoring Average

1. Rich Yunkus (1969-70) ... 30.1
2. Dennis Scott (1989-90) ... 27.7
3. Kenny Anderson (1990-91) ... 25.9
4. Rich Yunkus (1970-71) ... 25.5
5. Rich Yunkus (1968-69) ... 24.1
6. Sammy Drummer (1978-79) ... 23.7
7. Roger Kaiser (1960-61) ... 23.4
8. Roger Kaiser (1959-60) ... 22.8
9. Matt Harpring (1997-98) ... 21.6
10. Brian Oliver (1989-90) ... 21.3
11. Sammy Drummer (1977-78) ... 21.0
12. Tom Hammonds (1988-89) ... 20.9
13. Kenny Anderson (1989-90) ... 20.6
14. Dennis Scott (1988-89) ... 20.3
    Mark Price (1982-83) ... 20.3
16. Travis Best (1994-95) ... 20.2
17. Phil Wagner (1967-68) ... 19.6
18. Phil Wagner (1966-67) ... 19.5
    James Forrest (1992-93) ... 19.5

Rebounds

1. Jim Caldwell (1963-64) ... 364
2. Rich Yunkus (1970-71) ... 356
3. Charles Mitchell (2015-16) ... 349
4. Jim Caldwell (1964-65) ... 346
5. Ben Lammers (2016-17) ... 342
6. Rich Yunkus (1969-70) ... 323
7. Malcolm Mackey (1990-91) ... 321
8. Malcolm Mackey (1991-92) ... 316
9. Alvin Jones (2000-01) ... 312
10. Malcolm Mackey (1992-93) ... 306
11. Gani Lawal (2009-10) ... 305
12. Derrick Favors (2009-10) ... 303
13. Matt Harpring (1997-98) ... 302
    Alvin Jones (1998-99) ... 302
15. Gani Lawal (2008-09) ... 294
16. Matt Harpring (1995-96) ... 293
17. Lenny Cohen (1956-57) ... 288
18. Jim Caldwell (1962-63) ... 283
19. Chris Bosh (2002-03) ... 278
20. Jason Collier (1999-00) ... 276
    Rich Yunkus (1968-69) ... 276

Rebound Average

1. Jim Caldwell (1963-64) ... 14.0
2. Jim Caldwell (1964-65) ... 13.8
3. Rich Yunkus (1969-70) ... 12.0
4. Lenny Cohen (1956-57) ... 11.1
   Rich Yunkus (1970-71) ... 11.1
6. Rich Yunkus (1968-69) ... 11.0
7. Jim Caldwell (1962-63) ... 10.9
   Dave Denton (1957-58) ... 10.9
9. Malcolm Mackey (1990-91) ... 10.7
10. Alan Nass (1960-61) ... 10.4
    Alvin Jones (2000-01) ... 10.4
12. Malcolm Mackey (1992-93) ... 10.2
13. Alvin Jones (1998-99) ... 9.7
    Charles Mitchell (2015-16) ... 9.7
15. Jim Wood (1974-75) ... 9.6
16. Gani Lawal (2008-09) ... 9.5
17. Alan Nass (1961-62) ... 9.4
18. Matt Harpring (1997-98) ... 9.4
19. Mike Green (1974-75) ... 9.3
20. Jason Collier (1999-00) ... 9.2
    Ben Lammers (2016-17) ... 9.2
22. Malcolm Mackey (1991-92) ... 9.0
    Chris Bosh (2002-03) ... 9.0

Field Goals

1. Dennis Scott (1989-90) ... 336
2. Rich Yunkus (1969-70) ... 317
3. Rich Yunkus (1970-71) ... 314
4. Kenny Anderson (1989-90) ... 283
5. Kenny Anderson (1990-91) ... 278
6. Brian Oliver (1989-90) ... 260
7. Sammy Drummer (1978-79) ... 257
8. Tom Hammonds (1988-89) ... 250
9. James Forrest (1992-93) ... 246
10. Rich Yunkus (1968-69) ... 243
11. Roger Kaiser (1959-60) ... 237
12. Stephon Marbury (1995-96) ... 235
13. Mark Price (1985-86) ... 233
    Matt Harpring (1995-96) ... 233
15. Sammy Drummer (1977-78) ... 232
16. Duane Ferrell (1987-88) ... 230
    Matt Harpring (1997-98) ... 230
18. Tom Hammonds (1987-88) ... 229
19. Dennis Scott (1988-89) ... 227
20. Mark Price (1984-85) ... 223

Field Goal Attempts

1. Dennis Scott (1989-90) ... 722
2. Rich Yunkus (1970-71) ... 691
3. Kenny Anderson (1990-91) ... 636
4. Rich Yunkus (1969-70) ... 568
5. Sammy Drummer (1978-79) ... 556
6. Kenny Anderson (1989-90) ... 549
7. Roger Kaiser (1960-61) ... 517
8. Stephon Marbury (1995-96) ... 514
9. Dennis Scott (1988-89) ... 512
10. Sammy Drummer (1977-78) ... 504
    Brian Oliver (1989-90) ... 504
    Matt Harpring (1997-98) ... 504
13. Roger Kaiser (1959-60) ... 503
    Dion Glover (1997-98) ... 503
15. Bud Blemker (1957-58) ... 471
16. Travis Best (1994-95) ... 469
17. Jon Barry (1991-92) ... 468
    B.J. Elder (2003-04) ... 468
19. Tom Hammonds (1988-89) ... 465
    Rich Yunkus (1968-69) ... 465

Field Goal Percentage

1. Eddie Elisma (1995-96) ... .639
2. Lee Goza (1981-82) ... .636
3. Bill Mayer (1969-70) ... .634
4. John Salley (1984-85) ... .627
5. Ra'Sean Dickey (2004-05) ... .621
6. Matt Geiger (1991-92) ... .611
   Derrick Favors (2009-10) ... .611
8. Lenny Horton (1977-78) ... .610
   Lenny Horton (1978-79) ... .610
10. Lee Goza (1980-81) ... .609
    Tom Hammonds (1985-86) ... .609
12. John Salley (1985-86) ... .606
13. Ra'Sean Dickey (2005-06) ... .597
14. Jeremis Smith (2006-07) ... .596
    Ra'Sean Dickey (2006-07) ... .596
16. Duane Ferrell (1985-86) ... .595
17. John Salley (1983-84) ... .589
18. Luke Schenscher (2001-02) ... .587
19. Lenny Horton (1979-80) ... .584
20. Kerry O'Brien (1979-80) ... .580

3-Point Field Goals

1. Dennis Scott (1989-90) ... 137
2. Dennis Scott (1988-89) ... 116
3. Adam Smith (2015-16) ... 109
4. Jon Barry (1991-92) ... 99
5. Dennis Scott (1987-88) ... 98
   Tony Akins (2001-02) ... 98
7. Stephon Marbury (1995-96) ... 88
8. Marvin Lewis (2003-04) ... 82
9. Anthony Morrow (2007-08) ... 81
10. Travis Best (1992-93) ... 80
11. Tony Akins (2000-01) ... 78
    Anthony Morrow (2005-06) ... 78
13. Jon Barry (1990-91) ... 77
    Drew Barry (1995-96) ... 77
    B.J. Elder (2003-04) ... 77
16. Mark Price (1982-83*) ... 73
    Travis Best (1994-95) ... 73
18. Fred Vinson (1993-94) ... 72
    Shaun Fein (2000-01) ... 72
20. Lewis Clinch (2008-09) ... 71

**3-pt line of 17ft-9in for 1982-83 season; no 3-pt shot from 1983-86; 19ft-9in from 1986-87 through 2007-08.; 20ft-9in from 2009-present.*

3-Point Field Goal Att.

1. Dennis Scott (1989-90) ... 331
2. Dennis Scott (1988-89) ... 292
3. Jon Barry (1991-92) ... 265
4. Adam Smith (2015-16) ... 263
5. Tony Akins (2001-02) ... 243
6. Stephon Marbury (1995-96) ... 238
7. Jason Floyd (1998-99) ... 211
8. Lewis Clinch (2008-09) ... 210
9. Jon Barry (1990-91) ... 209
   Drew Barry (1995-96) ... 209
11. Dennis Scott (1987-88) ... 208
12. Marvin Lewis (2003-04) ... 206
    B.J. Elder (2003-04) ... 206
14. Tony Akins (1998-99) ... 198
15. Travis Best (1994-95) ... 192
16. Matt Harpring (1996-97) ... 190
    Quinton Stephens (2016-17) ... 190
18. Shaun Fein (1999-00) ... 186
    Tony Akins (2000-01) ... 186
20. Tony Akins (1999-00) ... 185
    Kenny Anderson (1990-91) ... 185

3-Point Field Goal Pct.

1. Bryan Hill (1990-91) ... .480
2. Chris Bosh (2002-03) ... .478
3. Lewis Clinch (2006-07) ... .476
4. Dennis Scott (1987-88) ... .471
5. Travis Best (1992-93) ... .457
6. Anthony Morrow (2007-08) ... .448
7. Jarrett Jack (2004-05) ... .442
8. Mark Price (1982-83*) ... .440
9. Matt Harpring (1995-96) ... .429
   Anthony Morrow (2005-06) ... .429
11. Drew Barry (1994-95) ... .427
    T.J. Vines (1998-99) ... .427
    Michael Devoe (2019-20) ... .427
13. Matt Causey (2007-08) ... .424
14. Michael Maddox (1995-96) ... .426
15. Tony Akins (2000-01) ... .419
    Thaddeus Young (2006-07) ... .419
17. Anthony Morrow (2006-07) ... .418
18. Craig Neal (1986-87) ... .415
19. Dennis Scott (1989-90) ... .414
20. Kenny Anderson (1989-90) ... .410

Free Throws

1. Marcus Georges-Hunt (2015-16) ... 205
2. Rich Yunkus (1970-71) ... 187
3. Rich Yunkus (1969-70) ... 180
4. Matt Harpring (1997-98) ... 179
5. Roger Kaiser (1960-61) ... 176
6. Roger Kaiser (1959-60) ... 164
7. Dennis Scott (1989-90) ... 161
8. Kenny Anderson (1990-91) ... 155
9. Jarrett Jack (2003-04) ... 154
10. Brian Oliver (1989-90) ... 147
11. Bobby Kimmel (1956-57) ... 143
12. Iman Shumpert (2010-11) ... 141
13. Matt Harpring (1995-96) ... 138
14. Mark Price (1984-85) ... 137
15. Brook Steppe (1979-80) ... 135
16. Alvin Jones (2000-01) ... 133
    Josh Okogie (2017-18) ... 133
18. Duane Ferrell (1987-88) ... 131

Free Throw Attempts

1. Marcus Georges-Hunt (2015-16) ... 249
2. Rich Yunkus (1970-71) ... 241
3. Alvin Jones (2000-01) ... 223
4. Gani Lawal (2009-10) ... 222
5. Matt Harpring (1997-98) ... 221
6. Rich Yunkus (1969-70) ... 217
7. Bobby Kimmel (1956-57) ... 216
8. Brian Oliver (1989-90) ... 204
9. Roger Kaiser (1960-61) ... 203
   Dennis Scott (1989-90) ... 203
11. Alvin Jones (1998-99) ... 201
12. Jarrett Jack (2003-04) ... 192
13. Roger Kaiser (1959-60) ... 190
14. Malcolm Mackey (1991-92) ... 189
15. Kenny Anderson (1990-91) ... 187
16. Dion Glover (1997-98) ... 186
17. Lenny Cohen (1956-57) ... 183
18. Dave Denton (1959-60) ... 183
19. Matt Harpring (1995-96) ... 181

Free Throw Percentage

1. Anthony Morrow (2005-06) ... .887
2. Mark Price (1982-83) ... .877
3. Maurice Miller (2010-11) ... .871
4. R.D. Craddock (1963-64) ... .876
5. Andy McCain (1971-72) ... .869
6. Marvin Lewis (2000-01) ... .868
7. Roger Kaiser (1959-60) ... .867
8. Travis Best (1993-94) ... .866
   Jarrett Jack (2004-05) ... .866
10. Roger Kaiser (1958-59) ... .865
11. R.D. Craddock (1962-63) ... .865
12. Dave Clark (1966-67) ... .862
13. Keith Weekly (1961-62) ... .859
    Anthony Morrow (2007-08) ... .859
15. Mark Price (1985-86) ... .855
16. Steve Sherbak (1972-73) ... .848
17. Anthony Morrow (2006-07) ... .845
18. Travis Best (1994-95) ... .847
19. Bob Seemer (1968-69) ... .844
20. Jason Floyd (1998-99) ... .842

Assists

1. Craig Neal (1987-88) ... 303
2. Kenny Anderson (1989-90) ... 285
3. Drew Barry (1995-96) ... 238
4. Brian Oliver (1988-89) ... 223
5. Jarrett Jack (2003-04) ... 213
6. Jon Barry (1991-92) ... 207
7. Travis Best (1991-92) ... 198
8. Jarrett Jack (2002-03) ... 185
9. Javaris Crittenton (2006-07) ... 184
10. Drew Barry (1994-95) ... 181
11. Travis Best (1992-93) ... 176
    Tony Akins (2001-02) ... 176
13. Craig Neal (1986-87) ... 171
14. Kenny Anderson (1990-91) ... 169
15. Travis Best (1993-94) ... 167
16. Drew Barry (1992-93) ... 164
17. Jim Thorne (1969-70) ... 163
18. Stephon Marbury (1995-96) ... 161
19. Jim Thorne (1970-71) ... 160
20. Iman Shumpert (2008-09) ... 154

Assist Average

1. Craig Neal (1987-88) ... 9.5
2. Kenny Anderson (1989-90) ... 8.1
3. Brian Oliver (1988-89) ... 7.0
4. Drew Barry (1994-95) ... 6.7
5. Drew Barry (1995-96) ... 6.6
6. Jarrett Jack (2002-03) ... 6.0
7. Drew Barry (1993-94) ... 5.9
8. Travis Best (1992-93) ... 5.9
9. Jon Barry (1991-92) ... 5.9
10. Craig Neal (1986-87) ... 5.9
11. Travis Best (1993-94) ... 5.8
12. Javaris Crittenton (2006-07) ... 5.8
13. Travis Best (1991-92) ... 5.7
    Tony Akins (2001-02) ... 5.7
15. Kenny Anderson (1990-91) ... 5.6
    Jarrett Jack (2003-04) ... 5.6

Steals

1. Kenny Anderson (1990-91) ... 89
2. Iman Shumpert (2010-11) ... 85
3. Kenny Anderson (1989-90) ... 79
4. Jarrett Jack (2003-04) ... 74
   Jose Alvarado (2020-21) ... 74
6. Jon Barry (1991-92) ... 71
7. Bruce Dalrymple (1985-86) ... 70
   Dion Glover (1997-98) ... 70
9. Mark Price (1984-85) ... 66
10. Bruce Dalrymple (1984-85) ... 65
    Drew Barry (1995-96) ... 65
    Javaris Crittenton (2006-07) ... 65
13. Mark Price (1985-86) ... 64
    Iman Shumpert (2008-09) ... 64
15. Stephon Marbury (1995-96) ... 63
    Matt Harpring (1995-96) ... 63
17. Dennis Scott (1989-90) ... 62
18. George Thomas (1982-83) ... 60
    Travis Best (1994-95) ... 60
20. Tony Akins (2001-02) ... 59

Blocked Shots

1. Alvin Jones (1997-98) ... 141
2. Ben Lammers (2016-17) ... 125
3. Alvin Jones (1998-99) ... 107
4. Alvin Jones (2000-01) ... 101
5. John Salley (1984-85) ... 82
6. Daniel Miller (2013-14) ... 80
7. Ben Lammers (2017-18) ... 78
   James Banks III (2018-19) ... 78
9. Alvin Jones (1999-00) ... 76
   James Banks III (2019-20) ... 76
11. Daniel Miller (2011-120 ... 75
12. Derrick Favors (2009-10) ... 74
13. John Salley (1983-84) ... 67
    Chris Bosh (2002-03) ... 67
    Daniel Miller (2010-11) ... 67
16. Matt Geiger (1991-92) ... 65
    Eddie Elisma (1995-96) ... 65
18. Daniel Miller (2012-13) ... 64
19. Malcolm Mackey (1992-93) ... 61
20. John Salley (1985-86) ... 59

Minutes Played

1. Dennis Scott (1989-90) ... 1368
2. Drew Barry (1995-96) ... 1351
3. Stephon Marbury (1995-96) ... 1345
4. Matt Harpring (1995-96) ... 1328
5. Kenny Anderson (1989-90) ... 1321
6. Ben Lammers (2016-17) ... 1309
7. Mark Price (1984-85) ... 1302
8. Brian Oliver (1989-90) ... 1277
9. Bruce Dalrymple (1984-85) ... 1247
10. Quinton Stephens (2016-17) ... 1232
11. John Salley (1984-85) ... 1231
    Jon Barry (1991-92) ... 1231
13. Travis Best (1991-92) ... 1227
14. Malcolm Mackey (1991-92) ... 1211
15. Dennis Scott (1988-89) ... 1205
16. Mark Price (1985-86) ... 1204
17. Jarrett Jack (2003-04) ... 1185
18. Kenny Anderson (1990-91) ... 1167
    Marcus Georges-Hunt (2015-16) ... 1167
20. Brian Oliver (1988-89) ... 1163
    Matt Harpring (1997-98) ... 1163
    Dion Glover (1997-98) ... 1163

Minutes Per Game

1. Dennis Scott (1989-90) ... 39.1
2. Kenny Anderson (1990-91) ... 38.9
3. Kenny Anderson (1989-90) ... 37.7
   Dennis Scott (1988-89) ... 37.7
5. Matt Harpring (1996-97) ... 37.6
   Brian Oliver (1989-90) ... 37.6
7. Drew Barry (1995-96) ... 37.5
   Travis Best (1994-95) ... 37.5
   Tom Hammonds (1986-87) ... 37.5
10. Stephon Marbury (1995-96) ... 37.4
11. Jose Alvarado (2020-21) ... 37.1
12. Joah Okogie (2017-18) ... 36.4
13. Matt Harpring 91997-98) ... 36.3
14. Ben Lammers (2017-18) ... 36.0
15. Tony Akins (1998-99) ... 35.5
16. Jason Floyd (1998-99) ... 35.4
    Ben Lammers (2016-17) ... 35.4
    Moses Wright (2020-21) ... 35.3
19. Dion Glover (1997-98) ... 35.2
20. Michael Devoe (2019-20) ... 35.1
21. Alvin Jones (1998-99) ... 35.0

ANNUAL STATISTICAL LEADERS

Scoring Average

Season	Player ..... G	Pts	Avg
1952-53	Pete Silas..... 22	374	17.0
1953-54	Dick Lenholt..... 24	300	12.5
1954-55	Joe Helms 25	362	14.5
1955-56	Bobby Kimmel..... 23	433	18.8
1956-57	Bud Blemker..... 26	426	16.4
1957-58	Bud Blemker..... 26	452	17.4
1958-59	Bud Blemker..... 26	388	14.9
1959-60	Roger Kaiser 28	638	22.8
1960-61	Roger Kaiser 26	608	23.4
1961-62	Mike Tomasovich 26	342	13.2
1962-63	Jim Caldwell..... 26	357	13.7
1963-64	Jim Caldwell..... 26	363	14.0
1964-65	Jim Caldwell..... 25	434	17.4
1965-66	Phil Wagner..... 26	387	14.9
1966-67	Phil Wagner..... 21	410	19.5
1967-68	Phil Wagner..... 20	392	19.6
1968-69	Rich Yunkus 25	603	24.1
1969-70	Rich Yunkus 27	814	30.1
1970-71	Rich Yunkus 32	815	25.5
1971-72	Steve Post 26	394	15.2
1972-73	Steve Sherbak..... 25	369	14.8
1973-74	Jim Wood..... 25	278	11.1
1974-75	Jim Wood..... 26	389	15.0
1975-76	Jim Wood..... 27	398	14.7
1976-77	Tico Brown 28	460	16.4
1977-78	Sammy Drummer 27	568	21.0
1978-79	Sammy Drummer 26	616	23.7
1979-80	Brook Steppe..... 26	491	18.9
1980-81	Fred Hall..... 27	330	12.2
1981-82	Brook Steppe..... 25	445	17.8
1982-83	Mark Price 28	568	20.3
1983-84	Mark Price 29	452	15.6
1984-85	Mark Price 35	583	16.7
1985-86	Mark Price 34	590	17.4
1986-87	Duane Ferrell..... 29	520	17.9
1987-88	Tom Hammonds 30	567	18.9
1988-89	Tom Hammonds 30	627	20.9
1989-90	Dennis Scott..... 35	970	27.7
1990-91	Kenny Anderson..... 30	776	25.9
1991-92	Jon Barry..... 35	602	17.2
1992-93	James Forrest 30	586	19.5
1993-94	James Forrest 25	475	19.0
1994-95	Travis Best 30	607	20.2
1995-96	Stephon Marbury 36	679	18.9
1996-97	Matt Harpring 27	513	19.0
1997-98	Matt Harpring 32	691	21.6
1998-99	Jason Collier 25	430	17.2
1999-00	Jason Collier 30	509	17.0
2000-01	Tony Akins 30	436	14.5
2001-02	Tony Akins 31	528	17.0
2002-03	Chris Bosh 31	485	15.6
2003-04	B.J. Elder 38	568	14.9
2004-05	Jarrett Jack..... 32	497	15.5
2005-06	Anthony Morrow 28	449	16.0
2006-07	Javaris Crittenton 32	460	14.4
	Thaddeus Young 31	445	14.4
2007-08	Anthony Morrow 32	456	14.3
2008-09	Lewis Clinch..... 24	372	15.5
2009-10	Gani Lawal..... 36	471	13.1
2010-11	Iman Shumpert..... 31	537	17.5
2011-12	Glen Rice, Jr. 21	274	13.0
2012-13	Marcus Georges-Hunt.... 31	334	10.8
2013-14	Trae Golden 31	411	13.3
2014-15	Marcus Georges-Hunt.... 31	407	13.6
2015-16	Marcus Georges-Hunt.... 36	601	16.7
2016-17	Ben Lammers..... 37	527	14.2
2017-18	Josh Okogie..... 24	437	18.2
2018-19	Jose Alvarado..... 31	386	12.5
2019-20	Michael Devoe..... 28	448	16.0
2020-21	Moses Wright 26	435	17.4

Rebound Average

Season	Player ..... G	Reb	Avg
1952-53	Pete Silas..... 22	301	13.7
1953-54	record not available		
1954-55	Dick Lenholt..... 25	264	10.6
1955-56	Lenny Cohen..... 23	215	9.3
1956-57	Lenny Cohen..... 26	288	11.1
1957-58	Dave Denton 22	239	10.9
1958-59	Frank Inman 25	179	7.2
1959-60	Dave Denton 28	239	8.5
1960-61	Alan Nass 26	271	10.4
1961-62	Alan Nass 26	244	9.4
1962-63	Jim Caldwell..... 26	283	10.9
1963-64	Jim Caldwell..... 26	364	14.0
1964-65	Jim Caldwell..... 25	346	13.8
1965-66	Pete Thorne 26	184	7.1
1966-67	Pete Thorne 26	170	6.5
1967-68	Phil Wagner..... 20	132	6.6
1968-69	Rich Yunkus 25	276	11.0
1969-70	Rich Yunkus 27	323	12.0
1970-71	Rich Yunkus 32	356	11.1
1971-72	Karl Binns 24	156	6.5
1972-73	Andy McCain..... 24	193	8.0
1973-74	Harry Allen 25	153	5.9
1974-75	Jim Wood..... 26	249	9.6
1975-76	Mike Green 27	171	6.3
1976-77	Jim Wood..... 28	187	6.7
1977-78	Lenny Horton 27	202	7.5
1978-79	Lenny Horton 26	198	7.6
1979-80	Lenny Horton 26	170	6.5
1980-81	Lee Goza..... 27	177	6.6
1981-82	Brook Steppe..... 25	136	5.4
1982-83	John Salley 27	153	5.7
1983-84	Yvon Joseph 29	208	7.2
1984-85	John Salley 35	250	7.1
1985-86	John Salley 34	228	6.7
1986-87	Tom Hammonds 29	208	7.2
1987-88	Tom Hammonds 30	216	7.2
1988-89	Tom Hammonds 30	242	8.1
1989-90	Malcolm Mackey..... 35	262	7.5
1990-91	Malcolm Mackey..... 30	321	10.7
1991-92	Malcolm Mackey..... 35	316	9.0
1992-93	Malcolm Mackey..... 30	306	10.2
1993-94	James Forrest 25	198	7.9
1994-95	James Forrest 24	198	8.3
1995-96	Matt Harpring 36	293	8.1
1996-97	Matt Harpring 27	222	8.2
	Eddie Elisma..... 27	222	8.2
1997-98	Matt Harpring 32	302	9.4
1998-99	Alvin Jones 31	302	9.7
1999-00	Jason Collier 30	276	9.2
2000-01	Alvin Jones 30	312	10.4
2001-02	Ed Nelson 31	215	6.9
2002-03	Chris Bosh 31	278	9.0
2003-04	Luke Schenscher 38	252	6.6
2004-05	Luke Schenscher 32	235	7.3
2005-06	Jeremis Smith 28	230	8.2
2006-07	Jeremis Smith 32	190	5.9
2007-08	Jeremis Smith 32	227	7.1
2008-09	Gani Lawal 31	294	9.5
2009-10	Gani Lawal 36	305	8.5
2010-11	Iman Shumpert..... 31	184	5.9
2011-12	Glen Rice, Jr. 21	141	6.7
2012-13	Daniel Miller 31	206	6.6
2013-14	Daniel Miller 33	258	7.8
2014-15	Charles Mitchell 31	218	7.0
2015-16	Charles Mitchell 36	349	9.7
2016-17	Ben Lammers..... 37	342	9.2
2017-18	Ben Lammers..... 32	259	8.1
2018-19	James Banks III 32	240	7.7
2019-20	James Banks III 31	235	7.6
2020-21	Moses Wright 26	201	8.0

Field Goal Percentage

Season	Player ..... G	FG-FGA	Pct
1952-53	Bill Cohen 22	79-207	.382
1953-54	Dick Lenholt..... 24	115-306	.376
1954-55	Bill Cohen 25	94-252	.373
1955-56	Bobby Kimmel..... 23	137-342	.401
1956-57	Terry Randall 26	153-346	.442
1957-58	Terry Randall 25	157-387	.406
1958-59	Terry Randall 26	138-324	.426
1959-60	Roger Kaiser 28	237-503	.471
1960-61	Josh Powell..... 22	51-121	.421
1961-62	Josh Powell..... 26	99-231	.429
1962-63	Charlie Spooner..... 24	41-83	.494
1963-64	R.D. Craddock..... 25	113-253	.447
1964-65	R.D. Craddock..... 25	144-294	.490
1965-66	Pete Caldwell..... 25	55-111	.495
1966-67	Phil Wagner..... 21	164-291	.564
1967-68	Stan Guth 17	58-108	.537
1968-69	Rich Yunkus 25	243-465	.523
1969-70	Bill Mayer..... 27	123-194	.634
1970-71	Tommy Wilson..... 31	103-207	.498
1971-72	Steve Post 26	146-271	.539
1972-73	Andy McCain..... 24	152-308	.493
1973-74	Jim Wood 25	119-257	.463
1974-75	Jim Wood 26	167-327	.510
1975-76	Mike Green 27	81-150	.540
1976-77	Randy Foster..... 28	91-173	.526
1977-78	Lenny Horton 27	107-175	.611
1978-79	Lenny Horton 26	136-223	.610
1979-80	Lenny Horton 26	171-293	.584
1980-81	Lee Goza..... 27	106-174	.609
1981-82	Lee Goza..... 26	70-110	.636
1982-83	John Salley 27	104-207	.502
1983-84	John Salley 29	126-214	.589
1984-85	John Salley 35	193-308	.627
1985-86	Tom Hammonds 34	168-276	.609
1986-87	Tom Hammonds 29	206-362	.569
1987-88	Tom Hammonds 30	229-403	.568
1988-89	Brian Oliver 32	191-345	.554
1989-90	Brian Oliver 34	260-504	.516
1990-91	Malcolm Mackey..... 30	190-345	.551
1991-92	Matt Geiger 35	165-270	.611
1992-93	James Forrest 30	246-454	.542
1993-94	Ivano Newbill 29	66-121	.545
1994-95	Eddie Elisma..... 30	75-145	.517
1995-96	Eddie Elisma..... 36	129-202	.639
1996-97	Eddie Elisma..... 27	102-200	.510
1997-98	Alvin Jones 33	80-161	.497
1998-99	Alvin Jones 31	145-277	.523
1999-00	Jason Collier 30	178-376	.473
2000-01	Alvin Jones 30	134-278	.482
2001-02	Ed Nelson 31	101-202	.500
2002-03	Chris Bosh 31	168-300	.560
2003-04	Isma'il Muhammad 38	96-203	.570
2004-05	Ra'Sean Dickey 29	54-87	.621
2005-06	Ra'Sean Dickey 28	148-248	.597
2006-07	Ra'Sean Dickey 32	106-178	.596
	Jeremis Smith 32	99-166	.596
2007-08	Gani Lawal 32	90-158	.570
2008-09	Gani Lawal 31	184-331	.556
2009-10	Gani Lawal 36	179-293	.611
2010-11	Daniel Miller 31	60-121	.496
2011-12	Kammeon Holsey..... 31	121-205	.590
2012-13	Kammeon Holsey..... 31	111-199	.558
2013-14	Daniel Miller 33	149-258	.578
2014-15	Charles Mitchell 31	124-238	.521
2015-16	Charles Mitchell 36	154-297	.519
2016-17	Ben Lammers..... 37	214-415	.516
2017-18	Abdoulaye Gueye..... 31	71-152	.467
2018-19	James Banks III 32	128-227	.564
2019-20	Moses Wright 31	169-318	.531
2020-21	Moses Wright 26	175-329	.532

3-Point Field Goal Percentage

Season	Player ..... G	3P-3PA	Pct
1982-83	Mark Price* 28	73-166	.440
1986-87	Craig Neal..... 29	34-82	.415
1987-88	Dennis Scott..... 32	98-208	.471
1988-89	Brian Oliver 32	28-70	.400
1989-90	Dennis Scott..... 35	137-331	.414
1990-91	Bryan Hill 29	24-50	.480
1991-92	Travis Best 35	56-145	.386
1992-93	Travis Best 30	80-175	.457
1993-94	Fred Vinson..... 29	72-181	.398
1994-95	Drew Barry..... 27	50-117	.427
1995-96	Matt Harpring 36	66-154	.429
1996-97	Matt Harpring 27	65-190	.342
1997-98	Jason Floyd 33	44-114	.386
1998-99	T.J. Vlnes 31	44-103	.427
1999-00	Jason Collier 30	31-84	.369
2000-01	Tony Akins 30	78-186	.419
2001-02	Tony Akins 31	98-243	.403
2002-03	Chris Bosh 31	22-46	.478
2003-04	Marvin Lewis..... 38	82-206	.398
2004-05	Jarrett Jack..... 32	46-104	.442
2005-06	Anthony Morrow 28	78-182	.429
2006-07	Thaddeus Young 31	39-93	.419
2007-08	Anthony Morrow 32	81-181	.448
2008-09	Lewis Clinch..... 24	71-220	.338
2009-10	Glen Rice, Jr. 36	28-60	.467
2010-11	Jason Morris 31	22-55	.400
2011-12	Nick Foreman..... 30	10-26	.385
2012-13	Jason Morris 18	13-31	.419
2013-14	Marcus Georges-Hunt.... 33	29-85	.341
2014-15	Chris Bolden 25	30-92	.326
2015-16	Adam Smith 36	109-263	.414
2016-17	Quinton Stephens 37	60-190	.316
2017-18	Josh Okogie..... 24	38-100	.380
2018-19	Michael Devoe..... 31	42-107	.393
2019-20	Michael Devoe..... 28	53-124	.427
2020-21	Michael Devoe..... 26	58-145	.400

Free Throw Percentage

Season	Player ..... G	FT-FTA	Pct.
1952-53	Howard Snead..... 22	74-104	.712
1953-54	Johnny Harwell 24	45-65	.692
1954-55	Bobby Kimmel..... 25	122-170	.718
1955-56	Bobby Kimmel..... 23	159-207	.768
1956-57	Bud Blemker..... 26	104-125	.832
1957-58	Bud Blemker..... 26	88-111	.793
1958-59	Roger Kaiser 26	106-127	.835
1959-60	Roger Kaiser 28	164-190	.864
1960-61	Roger Kaiser 26	176-203	.867
1961-62	Josh Powell..... 26	66-84	.786
1962-63	R.D. Craddock..... 26	64-74	.865
1963-64	R.D. Craddock..... 25	113-137	.825
1964-65	R.D. Craddock..... 25	92-105	.876
1965-66	Pres Judy 26	63-77	.818
1966-67	Phil Wagner..... 21	82-104	.788
1967-68	Dave Clark 25	75-87	.862
1968-69	Jim Thorne 24	55-70	.786
1969-70	Bob Seemer..... 27	76-90	.844
1970-71	Rich Yunkus 32	187-241	.776
1971-72	Steve Post 26	102-129	.791
1972-73	Andy McCain..... 24	53-61	.869
1973-74	Ray Schnitzer 25	40-53	.755
1974-75	Ray Schnitzer 26	92-115	.800
1975-76	Ray Schnitzer 27	46-56	.821
1976-77	Tico Brown 28	78-95	.821
1977-78	Sammy Drummer 27	104-128	.813
1978-79	Lenny Horton 26	65-78	.833

Clockwise from above - Mark Price is the only player ever to lead Tech in scoring four straight years. Jim Caldwell was the first Tech player to averaged double figures in rebounding three straight years. Alvin Jones blocked more than 100 shots in three of his four years.

RECORDS

ANNUAL STATISTICAL LEADERS


JIM CALDWELL

ALVIN JONES

1979-80	Lenny Horton	26	104-127	.819
1980-81	Lee Goza	27	54-80	.675
1981-82	Brook Steppe	25	95-129	.736
1982-83	Mark Price	28	93-106	.877
1983-84	Mark Price	29	70-85	.824
1984-85	Mark Price	35	137-163	.840
1985-86	Mark Price	34	124-145	.855
1986-87	Duane Ferrell	29	112-138	.811
1987-88	Tom Hammonds	30	109-132	.826
1988-89	Dennis Scott	32	79-97	.814
1989-90	Dennis Scott	35	161-203	.793
1990-91	Kenny Anderson	30	155-187	.829
1991-92	Travis Best	35	72-98	.735
1992-93	Travis Best	30	82-109	.752
1993-94	Travis Best	29	123-142	.866
1994-95	Travis Best	30	116-137	.847
1995-96	Drew Barry	36	105-133	.789
1996-97	Eddie Elisma	27	57-79	.722
1997-98	Matt Harpring	32	179-221	.810
1998-99	Jason Floyd	31	48-57	.842
1999-00	Tony Akins	30	55-71	.775
2000-01	Marvin Lewis	30	46-53	.868
2001-02	Marvin Lewis	31	63-72	.875
2002-03	Marvin Lewis	31	60-73	.822
2003-04	Jarrett Jack	38	154-192	.802
2004-05	Jarrett Jack	32	123-142	.866
2005-06	Anthony Morrow	28	63-71	.887
2006-07	Anthony Morrow	32	49-58	.845
2007-08	Anthony Morrow	32	67-78	.859
2008-09	Zachery Peacock	30	55-75	.733
2009-10	Maurice Miller	32	43-53	.811
2010-11	Maurice Miller	32	54-62	.871
2011-12	Daniel Miller	31	32-42	.762
2012-13	Daniel Miller	31	51-70	.729
2013-14	Trae Golden	31	119-152	.783
2014-15	Marcus Georges-Hunt	30	116-152	.763
2015-16	Marcus Georges-Hunt	36	205-249	.823
2016-17	Ben Lammers	37	98-133	.737
2017-18	Josh Okogie	24	133-162	.821
2018-19	Brandon Alston	26	41-49	.837
2019-20	Jose Alvarado	24	65-82	.793
2020-21	Jose Alvarado	26	67-80	.838

Assist Average

Season	Player	G	No	Avg
1965-66	Phil Wagner	26	99	3.8
1966-67	Phil Wagner	21	88	4.2
1967-68	Phil Wagner	20	78	3.9
1968-69	Jim Thorne	24	88	3.7
1969-70	Jim Thorne	27	163	6.0
1970-71	Jim Thorne	30	160	5.3
1971-72	Frank Samoylo	25	88	3.5
1972-73	Steve Sherbak	25	141	5.6
1973-74	Steve Sherbak	15	51	3.4
1974-75	Mike Bottorf	26	72	2.8
1975-76	Mike Bottorf	27	70	2.6
1976-77	Ray Schnitzer	28	60	2.1
1977-78	Billy Smith	27	61	2.3
1978-79	Billy Smith	25	49	2.0
1979-80	Brook Steppe	26	64	2.5
1980-81	George Thomas	21	64	3.0
1981-82	Brian Howard	25	62	2.5
1982-83	Mark Price	28	91	3.3
1983-84	Mark Price	29	121	4.2
1984-85	Mark Price	35	150	4.3
1985-86	Mark Price	34	148	4.4
1986-87	Craig Neal	29	171	5.9
1987-88	Craig Neal	32	303	9.5
1988-89	Brian Oliver	32	223	7.0
1989-90	Kenny Anderson	35	285	8.1
1990-91	Kenny Anderson	30	169	5.6
1991-92	Jon Barry	35	207	5.9
1992-93	Travis Best	30	176	5.9
1993-94	Drew Barry	24	141	5.9
1994-95	Drew Barry	27	181	6.7
1995-96	Drew Barry	36	238	6.6
1996-97	Kevin Morris	27	85	3.1
1997-98	Travis Spivey	33	143	4.3
1998-99	Tony Akins	31	148	4.8
1999-00	Tony Akins	30	108	3.6
2000-01	Tony Akins	30	128	4.3
2001-02	Tony Akins	31	176	5.7
2002-03	Jarrett Jack	31	185	6.0
2003-04	Jarrett Jack	38	213	5.6
2004-05	Jarrett Jack	32	145	4.5
2005-06	Zam Fredrick	28	110	3.9
2006-07	Javaris Crittenton	32	184	5.8
2007-08	Matt Causey	30	111	3.7
2008-09	Iman Shumpert	31	154	4.9
2009-10	Iman Shumpert	30	120	4.0
2010-11	Iman Shumpert	31	108	4.2
2011-12	Mfon Udofia	31	88	2.8
2012-13	Mfon Udofia	31	91	2.9
2013-14	Trae Golden	31	97	3.1
2014-15	Travis Jorgenson	30	100	3.3
2015-16	Marcus Georges-Hunt	36	119	3.3
2016-17	Josh Heath	33	144	4.4
2017-18	Jose Alvarado	25	77	3.1
2018-19	Jose Alvarado	31	105	3.4
2019-20	Jose Alvarado	24	96	4.0
2020-21	Jose Alvarado	26	106	4.1

Blocked Shots

Season	Player	G	No	Avg
1976-77	Tico Brown	28	18	0.6
1977-78	Lenny Horton	27	8	0.3
1978-79	Steve Neal	26	15	0.6
1979-80	Lenny Horton	26	5	0.2
	Kerry O'Brien	26	5	0.2
1980-81	Lee Goza	27	14	0.5
1981-82	Brook Steppe	25	10	0.4
1982-83	John Salley	27	35	1.3
1983-84	John Salley	29	67	2.3
1984-85	John Salley	35	82	2.3
1985-86	John Salley	34	59	1.7
1986-87	Antoine Ford	29	45	1.6
1987-88	Duane Ferrell	32	24	0.8
1988-89	Tom Hammonds	30	26	0.9
1989-90	Malcolm Mackey	35	41	1.8
1990-91	Malcolm Mackey	30	54	1.8
1991-92	Matt Geiger	35	65	1.9
1992-93	Malcolm Mackey	30	61	2.0
1993-94	Eddie Elisma	29	26	0.9
1994-95	Eddie Elisma	30	35	1.2
1995-96	Eddie Elisma	36	65	1.8
1996-97	Eddie Elisma	27	54	2.0
1997-98	Alvin Jones	33	141	4.3
1998-99	Alvin Jones	31	107	3.5
1999-00	Alvin Jones	30	76	2.5
2000-01	Alvin Jones	30	101	3.4
2001-02	Luke Schenscher	19	22	1.2
2002-03	Chris Bosh	31	67	2.2
2003-04	Luke Schenscher	38	54	1.4
2004-05	Luke Schenscher	32	56	1.8
2005-06	Ra'Sean Dickey	28	43	1.5
2006-07	Ra'Sean Dickey	32	31	1.9
2007-08	Gani Lawal	32	32	1.0
2008-09	Alade Aminu	31	55	1.7
2009-10	Derrick Favors	36	74	2.1
2010-11	Daniel Miller	31	67	2.2
2011-12	Daniel Miller	31	75	2.4
2012-13	Daniel Miller	31	64	2.1
2013-14	Daniel Miller	33	80	2.4
2014-15	Demarco Cox	31	28	0.9
2015-16	Ben Lammers	36	47	1.3
2016-17	Ben Lammers	37	125	3.4
2017-18	Ben Lammers	32	78	2.4
2018-19	James Banks III	31	78	2.5
2019-20	James Banks III	31	76	2.5
2020-21	Moses Wright	26	41	1.6

Steals

Season	Player	G	No	Avg
1976-77	Ray Schnitzer	28	45	1.6
1977-78	Sammy Drummer	27	39	1.4
	Billy Smith	27	39	1.4
1978-79	Sammy Drummer	26	51	2.0
1979-80	Lenny Horton	26	36	1.4
1980-81	George Thomas	21	42	2.0
1981-82	Brook Steppe	25	26	1.0
1982-83	George Thomas	27	60	2.2
1983-84	Mark Price	29	55	1.9
1984-85	Mark Price	35	66	1.9
1985-86	Mark Price	34	64	1.9
1986-87	Bruce Dalrymple	28	51	1.8
1987-88	Craig Neal	32	56	1.8
1988-89	Dennis Scott	32	45	1.4
1989-90	Kenny Anderson	35	79	2.6
1990-91	Kenny Anderson	30	89	3.0
1991-92	Jon Barry	35	71	2.0
1992-93	Travis Best	30	51	1.7
1993-94	Travis Best	29	58	2.0
1994-95	Travis Best	30	60	2.0
1995-96	Drew Barry	36	65	1.8
1996-97	Kevin Morris	27	43	1.6
1997-98	Dion Glover	33	70	2.1
1998-99	Tony Akins	31	44	1.4
1999-00	Tony Akins	30	35	1.2
2000-01	T.J. Vines	30	39	1.2
2001-02	Tony Akins	31	59	1.9
2002-03	Jarrett Jack	31	51	1.6
2003-04	Jarrett Jack	38	74	1.9
2004-05	Jarrett Jack	32	58	1.8
2005-06	Mario West	22	45	2.0
2006-07	Javaris Crittenton	32	65	2.0
2007-08	Jeremis Smith	32	45	1.4
2008-09	Iman Shumpert	31	64	2.1
2009-10	Iman Shumpert	30	58	1.9
2010-11	Iman Shumpert	31	85	2.7
2011-12	Glen Rice, Jr.	21	28	1.3
2012-13	Daniel Miller	31	27	0.9
2013-14	Daniel Miller	33	38	1.2
2014-15	Marcus Georges-Hunt	30	39	1.3
2015-16	Marcus Georges-Hunt	36	31	0.9
2016-17	Quinton Stephens	37	44	1.2
2017-18	Josh Okogie	24	42	1.8
2018-19	Jose Alvarado	31	56	1.8
2019-20	Jose Alvarado	24	53	2.2
2020-21	Jose Alvarado	26	74	2.8

Most Double-Doubles in a Season - ACC Era

Malcolm Mackey (1991-92)	17
Malcolm Mackey (1992-93)	16
Matt Harpring (1997-98)	16
Charles Mitchell (2015-16)	16
Ben Lammers (2016-17)	16
Gani Lawal (2008-09)	15
Malcolm Mackey (1990-91)	13
Chris Bosh (2002-03)	13
Jason Collier (1999-2000)	12
Matt Harpring (1995-96)	11
Alvin Jones (1998-99)	11
Derrick Favors (2009-10)	11
Alvin Jones (2000-01)	10

Season Double-Doubles

Since 1953, eight Georgia Tech players have averaged double figures in points and rebounds for an entire season.

Player	Year	PPG	RPG
Alvin Jones	2001	13.4	10.4
Malcolm Mackey	1993	15.6	10.2
Malcolm Mackey	1991	15.3	10.7
Rich Yunkus	1971	25.5	11.1
Rich Yunkus	1970	30.1	12.0
Rich Yunkus	1969	24.1	11.0
Jim Caldwell	1965	17.4	13.8
Jim Caldwell	1964	14.0	14.0
Jim Caldwell	1963	13.7	10.9
Dave Denton	1958	12.0	10.9
Lenny Cohen	1957	13.4	11.1
Dick Lenholt	1955	10.0	10.6
Pete Silas	1953	17.0	13.7

Most Points by a Freshman

Kenny Anderson (1989-90)	722	35 games
Stephon Marbury (1995-96)	679	36 games
Josh Okogie (2016-17)	596	37 games
Mark Price** (1982-83)	568	28 games

Top Freshman Seasons (ppg)

Kenny Anderson** (1989-90)	20.6
Mark Price** (1982-83)	20.3
Stephon Marbury** (1995-96)	18.9
Dion Glover (1997-98)	18.4
Josh Okogie (2016-17)	**16.1**
Chris Bosh** (2002-03)	15.6
Dennis Scott** (1987-88)	15.5
Bruce Dalrymple** (1983-84)	13.6
Glen Rice, Jr. (2010-11)	13.3
Javaris Crittenton (2006-07)	14.4
Thaddeus Young (2006-07)	14.4
Derrick Favors** (2009-10)	12.4
Travis Best (1991-92)	12.3
Tom Hammonds** (1985-89)	12.2
Matt Harpring (1994-95)	12.1
John Salley (1982-83)	11.5
Tony Akins (1998-99)	11.3

***ACC Rookie of the Year*

TEAM SEASON HIGHS

Most Points

1.	3096	1989-90
2.	2911	2003-04
3.	2888	1995-96
4.	2813	1991-92
5.	2637	2015-16
6.	2621	2009-10
7.	2614	1987-88
8.	2566	1988-89
9.	2553	1985-86
10.	2518	1997-98

Fewest Points

1.	1483	1979-80
2.	1503	1980-81
3.	1544	1981-82
4.	1626	1961-62
5.	1659	1955-56
6.	1671	1960-61
7.	1818	1957-58
8.	1841	1962-63
9.	1846	1967-68
10.	1850	1964-65

Highest Scoring Avg.

1.	88.5	1989-90
2.	82.8	1966-67
3.	82.5	1990-91
4.	81.7	1987-88
5.	81.6	1969-70
6.	80.4	1991-92
7.	80.3	1965-66
8.	80.22	1995-96
9.	80.19	1988-89
10.	80.0	1994-95

Lowest Scoring Avg.

1.	55.7	1980-81
2.	57.0	1979-80
3.	59.4	1981-82
4.	60.2	2011-12
5.	61.5	1996-97
6.	62.5	1961-62
7.	63.3	2014-15
8.	64.3	1960-61
	64.3	2012-13
10.	65.3	2018-19

Highest Scoring Margin

1.	+12.2	1978-79
2.	+11.6	1985-86
3.	+ 9.5	1960-61
4.	+ 9.4	2003-04
5.	+ 9.2	2006-07
6.	+ 9.0	1984-85
7.	+ 7.69	1987-88
8.	+ 7.66	1989-90
9.	+ 7.4	2004-05
10.	+ 7.1	2009-10

Most Field Goals

1.	1141	1989-90
2.	1056	1991-92
3.	1031	1995-96
4.	1029	2003-04
5.	1008	1985-86
6.	996	1987-88
7.	966	1970-71
8.	965	2015-16
9.	957	1988-89
10.	948	2009-10

Most Field Goal Attempts

1.	2302	1989-90
2.	2213	2003-04
3.	2183	1991-92
4.	2161	1995-96
5.	2150	2015-16
6.	2113	1970-71
7.	2079	2016-17
8.	2064	2009-10
9.	2005	1997-98
10.	1995	1990-91

Highest Field Goal Pct.

1.	.546 (1008-1846)	1985-86
2.	.529 (623-1178)	1981-82
3.	.516 (943-1827)	1984-85
4.	.511 (841-1647)	1969-70
5.	.509 (792-1556)	1983-84
6.	.503 (996-1981)	1987-88
7.	.497 (794-1598)	1978-79
8.	.4964 (957-1928)	1988-89
9.	.4957 (1141-2302)	1989-90
10.	.493 (905-1833)	1992-93

Lowest Field Goal Pct.

1.	.348 (579-1645)	1955-56
2.	.359 (683-1903)	1957-58
3.	.362 (678-1874)	1956-57
4.	.372 (612-1643)	1961-62
5.	.3765 (605-1607)	1960-61
6.	.3761 (689-1832)	1958-59
7.	.396 (590-1489)	1996-97
8.	.400 (775-1936)	1973-74
9.	.405 (752-1855)	2010-11
10.	.407 (731-1978)	1962-63

Most 3-Pt. Field Goals

1.	296	1995-96
2.	267	2003-04
3.	261	2001-02
4.	260	1989-90
	260	2000-01
6.	242	1999-00
7.	231	1997-98
8.	219	1998-99
9.	214	2007-08
10.	213	2009-10
	213	2015-16

Most 3-Pt. FG Attempts

1.	776	1995-96
2.	729	2003-04
3.	715	1997-98
4.	705	1999-00
5.	700	2000-01
6.	695	2001-02
7.	663	1998-99
8.	645	1989-90
9.	643	2010-11
10.	597	2015-16

Highest 3-Pt. FG Pct.

1.	.427 (112-265)	*1982-83
2.	.423 (154-364)	1987-88
3.	.403 (260-645)	1989-90
4.	.386 (154-399)	2005-06
5.	.385 (147-382)	1992-93
6.	.381 (296-776)	1995-96
7.	.377 (195-517)	1994-95
8.	.376 (261-695)	2001-02
9.	.375 (154-411)	1988-89
10.	.372 (214-575)	2007-08

Lowest 3-Pt. FG Pct.

1.	.267 (131-491)	2014-15
2.	.290 (168-579)	1996-97
3.	.299 (192-643)	2010-11
4.	.307 (176-573)	2018-19
5.	.312 (161-516)	2019-20
6.	.312 (158-507)	2011-12
7.	.315 (173-549)	2013-14
8.	.318 (173-544)	2012-13
9.	.318 (156-490)	2017-18
10.	.323 (231-715)	1997-98
11.	.323 (159-492)	2008-09

**3-pt line of 17ft-9in for 1982-83 season; no 3-pt shot from 1983-86; 19ft-9in from 1986-87 through 2007-08.; 20ft-9in since then.*

Most Free Throws

1.	656	1956-57
2.	586	2003-04
3.	582	1970-71
4.	562	1984-85
5.	554	1989-90
6.	537	1985-86
7.	530	1995-96
8.	527	1959-60
9.	523	1997-98
10.	521	1969-70

Fewest Free Throws

1.	287	1980-81
2.	298	1981-82
3.	308	2011-12
4.	312	1996-97
	312	2020-21
6.	318	2012-13
7.	337	1979-80
8.	350	1972-73
9.	363	2014-15
10.	374	1992-93

Most Free Throw Att.

1.	943	1956-57
2.	847	2003-04
3.	825	1970-71
4.	794	1984-85
5.	782	1989-90
6.	779	2009-10
7.	766	1991-92
	766	1997-98
9.	754	1995-96
10.	749	1971-72

Fewest Free Throw Att.

1.	430	2020-21
2.	459	1981-82
3.	462	1979-80
4.	470	1980-81
5.	471	2011-12
6.	477	1996-97
7.	479	1972-73
8.	501	2012-13
9.	512	1977-78
10.	516	1962-63

Highest Free Throw Pct.

1.	.768 (434-565)	1976-77
2.	.761 (404-531)	1967-68
3.	.760 (396-521)	1986-87
4.	.758 (496-654)	1988-89
5.	.754 (386-512)	1977-78
6.	.747 (395-529)	1978-79
7.	.743 (521-701)	1969-70
8.	.734 (379-516)	1962-63
9.	.7320 (407-556)	1966-67
10.	.7317 (461-630)	1960-61

Lowest Free Throw Pct.

1.	.611 (287-470)	1980-81
2.	.621 (412-663)	1998-99
3.	.630 (419-665)	2008-09
4.	.635 (318-501)	2012-13
5.	.648 (363-560)	2014-15
6.	.649 (298-459)	1981-82
7.	.654 (312-477)	1996-97
8.	.654 (308-471)	2011-12
9.	.657 (512-779)	2009-10
10.	.660 (402-609)	1961-62

Most Rebounds

1.	1432	1991-92
2.	1430	2009-10
3.	1422	2003-04
4.	1396	2015-16
5.	1346	1989-90
6.	1330	2016-17
7.	1318	1997-98
8.	1308	1970-71
	1308	1995-96
10.	1299	1959-60

Highest Rebound Margin

1.	+7.4	2015-16
2.	+7.3	2014-15
3.	+5.8	2006-07
4.	+4.7	2009-10
5.	+4.4	2005-06
6.	+4.0	1962-63
7.	+3.9	1976-77
8.	+3.58	1974-75
9.	+3.45	2002-03
	+3.45	2011-12

Most Fouls

1.	795	2003-04
2.	721	2007-08
3.	674	1973-74
4.	670	2009-10
5.	669	2001-02
6.	665	2006-07
7.	648	2004-05
8.	645	2000-01
9.	643	2015-16
10.	639	2010-11

Fewest Fouls

1.	410	2020-21
2.	414	1957-58
3.	436	1996-97
4.	448	1981-82
5.	454	1968-69
6.	455	1955-56
7.	460	1993-94
8.	461	1992-93
9.	462	1962-63
10.	464	1959-60

Most Disqualifications

1.	29	1961-62
2.	28	1973-74
	28	1982-83
4.	27	1955-56
	27	1979-80
6.	26	1972-73
7.	24	1983-84
	24	1989-90
9.	23	2019-20
10.	22	1980-81

Fewest Disqualifications

1.	5	2011-12
	5	2016-17
3.	6	2020-21
4.	7	1960-61
	7	2008-09
6.	8	1992-93
	8	1994-95
	8	1996-97
	8	2002-03
	8	2010-11
	8	2014-15

Most Assists

1.	680	1987-88
2.	662	1991-92
3.	653	1985-86
4.	631	1988-89
5.	629	1989-90
6.	622	1995-96
7.	589	1997-98
8.	588	1992-93
9.	579	2003-04
10.	578	1984-85

Highest Assist Average

1.	21.3	1987-88
2.	19.7	1988-89
3.	19.6	1992-93
4.	19.2	1985-86
5.	18.9	1991-92
6.	18.1	1986-87
7.	18.0	1989-90
8.	17.9	1965-66
9.	17.6	1969-70
10.	17.3	1995-96
	17.3	1993-94

Most Steals

1.	338	2003-04
2.	316	2006-07
3.	297	2010-11
4.	288	1995-96
	288	2009-10
6.	269	2001-02
7.	265	2004-05
	265	2007-08
9.	256	1991-92
	256	2008-09

Balanced Scoring

Seasons in which five players averaged in double figures.

1991-92

Jon Barry	17.2
Malcolm Mackey	15.8
James Forrest	13.3
Travis Best	12.3
Matt Geiger	11.8

1985-86

Mark Price	17.4
John Salley	13.1
Tom Hammonds	12.2
Duane Ferrell	12.1
Bruce Dalrymple	10.8

1964-65

Jim Caldwell	17.4
R.D. Craddock	15.2
Pres Judy	10.7
Ron Scharf	10.5
Charles Kenney	10.5

Most Blocked Shots

1.	221	2016-17
2.	209	1997-98
3.	190	2009-10
4.	180	1991-92
5.	172	2003-04
6.	171	1998-99
	171	2017-18
8.	164	2002-03
9.	162	2004-05
10.	154	2008-09

TEAM SEASON HIGHS - OPPONENTS

Lethal Weapon 3 - Tech's highest scoring team ever (1989-90) featured Dennis Scott (27.7 ppg), Kenny Anderson (20.6) and Brian Oliver (21.3).

Opponent Season Highs

Most points: 2,828 in 1989-90
Highest scoring average: 85.3 in 1973-74 (2,218 in 26 games)
Fewest points: 1,558 in 1979-80
Lowest scoring average: 59.8 in 1959-60 (1,674 in 28 games)
Most field goals: 1,093 in 1989-90
Most field goals attempted: 2,394 in 1989-90
Highest field goal percentage: .499 in 1980-81
Lowest field goal percentage: .356 in 1959-60
Most 3-point field goals: 272 in 2016-17
Most 3-point field goals attempted: 824 in 2016-17
Highest 3-point field goal percentage: .381 in 1982-83
Lowest 3-point field goal percentage: .285 in 2019-20 *(Tech record)*
Most free throws: 609 in 2007-08
Fewest free throws: 295 in 1981-82
Most free throws attempted: 909 in 2003-04
Fewest free throws attempted: 427 in 1981-82
Highest free throw percentage: .740 in 1965-66
Lowest free throw percentage: .643 in 1997-98
Most rebounds: 1,418 in 2003-04
Most personal fouls: 759 in 2003-04
Most assists: 612 in 1989-90
Most blocked shots: 209 in 1997-98
Most steals: 308 in 1997-98

Most Points

1.	2,828	1989-90
2.	2,735	1995-96
3.	2,608	1991-92
4.	2,552	2003-04
5.	2,545	2015-16

Fewest Points

1.	1,558	1979-80
2.	1,579	1981-82
3.	1,662	1960-61
4.	1,667	1978-79
5.	1,674	1959-60

Highest Scoring Avg.

1.	85.3	1973-74
2.	84.4	1971-72
3.	83.3	1972-73
4.	82.5	1974-75
5.	80.8	1989-90

Lowest Scoring Avg.

1.	59.8	1959-60
2.	59.9	1979-80
3.	60.7	1981-82
4.	60.9	1984-85
5.	62.4	2012-13

Most Field Goals

1.	1,093	1989-90
2.	1,027	1995-96
3.	993	1991-92
4.	961	1987-88
5.	931	2015-16

Most Field Goal Att.

1.	2,394	1989-90
2.	2,368	1991-92
3.	2,276	1995-96
4.	2,231	2016-17
5.	2,228	2003-04

Highest Field Goal Pct.

1.	.499 (778-1558)	1980-81
2.	.495 (735-1484)	1977-78
3.	.494 (549-1112)	1979-80
4.	.491 (847-1725)	1973-74
5.	.485 (768-1582)	1975-76

Lowest Field Goal Pct.

1.	.356 (624-1753)	1959-60
2.	.365 (618-1693)	1955-56
3.	.367 (682-1858)	1956-57
4.	.381 (679-1781)	1957-58
5.	.384 (818-2129)	2009-10

3-Point Field Goals

1.	272	2016-17
2.	255	1995-96
3.	240	2009-10
4.	239	2001-02
5.	227	2017-18

3-Point Field Goal Att.

1.	824	2016-17
2.	762	2009-10
3.	733	2003-04
4.	697	2018-19
5.	693	1995-96

Highest 3-Pt. FG Pct.

1.	.381 (106-278)	*1982-83
2.	.3794 (96-253)	1986-87
3.	.3791 (196-517)	2010-11
4.	.374 (216-577)	1989-90
5.	.369 (178-482)	1999-00

**3-pt line of 17ft-9in for 1982-83 season; no 3-pt shot from 1983-86; 19ft-9in from 1986-87 through 2007-08.; 20ft-9in since then.*

Lowest 3-Pt. FG Pct.

1.	.2847 (168-590)	2019-20
2.	.2974 (218-733)	2003-04
3.	.2977 (207-697)	2018-19
4.	.300 (107-357)	1987-88
5.	.3150 (240-762)	2009-10

Most Free Throws

1.	609	2007-08
2.	604	2003-04
3.	600	1971-72
4.	548	1965-66
5.	541	1957-58

Fewest Free Throws

1.	295	1981-82
2.	296	2020-21
3.	299	1975-76
4.	310	1977-78
5.	314	1996-97

Most Free Throw Att.

1.	909	2003-04
2.	867	2007-08
3.	828	1971-72
4.	779	1957-58
5.	777	2000-01

Fewest Free Throw Att.

1.	420	2020-21
2.	427	1981-82
3.	439	1975-76
4.	460	1977-78
5.	479	1996-97

Highest Free Throw Pct.

1.	.740 (548-741)	1965-66
2.	.733 (481-656)	1966-67
3.	.725 (600-828)	1971-72
4.	.722 (459-636)	1967-68
5.	.720 (403-560)	2011-12

Lowest Free Throw Pct.

1.	.643 (382-594)	1997-98
2.	.646 (426-659)	1995-96
3.	.647 (442-683)	1991-92
4.	.654 (428-654)	1963-64
5.	.656 (318-485)	1993-94

Most Rebounds

1.	1,418	2003-04
2.	1,343	2016-17
3.	1,340	1989-90
4.	1,336	1991-92
5.	1,315	1995-96

Most Assists

1.	612	1989-90
2.	602	1987-88
3.	601	1995-96
4.	580	1991-92
5.	552	1988-89

Most Steals

1.	308	1997-98
2.	303	1991-92
3.	293	1998-99
4.	292	1995-96
5.	284	2009-10

Most Blocked Shots

1.	209	1997-98
2.	180	1991-92
3.	172	2003-04
4.	171	1998-99
5.	164	2002-03

Most Fouls

1.	759	2003-04
2.	712	1984-85
3.	686	1989-90
4.	687	2009-10
5.	676	1985-86

ANNUAL TEAM TOTALS (SINCE 1955-56)

Georgia Tech • All Games

Year	G	W-L	Home	Away	Neutral	FG	FGA	Pct	3P	3PA	Pct	FT	FTA	Pct	OR	DR	Reb	Avg	PF	Dq	A	Avg.	TO	Avg.	Bl	Avg.	St	Avg.	Pts	Avg
2020-21	26	17-9	10-3	4-5	3-1	722	1513	.477	192	551	.348	312	430	.726	205	582	787	30.3	410	6	412	15.8	290	11.2	90	3.5	236	9.1	1948	74.9
2019-20	31	17-14	10-6	6-7	1-1	781	1727	.452	161	516	.312	403	595	.677	301	826	1127	36.4	591	23	425	13.7	503	16.2	142	4.6	220	7.1	2126	68.6
2018-19	32	14-18	11-7	3-9	0-2	755	1714	.440	176	573	.307	405	588	.689	262	809	1071	33.5	560	14	433	13.5	459	14.3	166	5.2	221	6.9	2091	65.3
2017-18	32	13-19	12-7	1-10	0-2	753	1770	.425	156	490	.318	439	616	.713	334	750	1084	33.9	533	15	409	12.8	411	12.8	171	5.3	221	6.9	2101	65.7
2016-17	37	21-16	17-4	3-10	1-2	910	2079	.438	171	516	.331	505	740	.682	356	974	1330	35.0	591	5	570	15.4	494	13.4	221	6.0	245	6.6	2496	67.5
2015-16	36	21-15	14-5	5-8	2-2	965	2150	.449	213	597	.357	492	681	.722	469	927	1396	38.8	643	10	487	13.5	403	11.2	151	4.2	158	4.4	2637	73.2
2014-15	31	12-19	8-8	2-9	2-2	734	1800	.408	131	491	.267	363	560	.648	444	743	1187	38.3	516	8	362	11.7	394	12.7	104	3.4	177	5.7	1962	63.3
2013-14	33	16-17	10-7	5-7	1-3	796	1847	.431	173	549	.315	435	636	.684	373	814	1187	36.0	586	12	434	13.1	399	12.1	140	4.2	171	5.2	2200	66.7
2012-13	31	16-15	11-6	3-7	2-2	751	1791	.426	173	544	.318	318	501	.635	366	789	1155	37.3	517	9	394	12.7	399	12.9	129	4.2	182	5.9	1993	64.3
2011-12	31	11-20	7-8	3-9	1-3	700	1639	.427	158	507	.312	308	471	.654	340	747	1087	35.1	513	5	340	11.0	448	14.4	152	4.8	161	5.2	1866	60.2
2010-11	31	13-18	10-6	1-10	2-2	752	1855	.405	192	643	.299	406	589	689	394	707	1101	35.5	639	8	408	13.2	481	15.5	126	4.1	297	9.6	2102	67.8
2009-10	36	23-13	14-2	3-8	6-3	948	2064	.459	213	587	.363	512	779	.657	477	953	1430	39.7	670	10	508	14.1	591	16.4	190	5.3	288	8.0	2621	72.8
2008-09	31	12-19	9-8	2-10	1-1	815	1868	.436	159	492	.323	419	665	.630	404	807	1211	39.1	608	7	462	14.9	522	16.8	154	5.0	256	8.3	2208	71.2
2007-08	32	15-17	6-7	6-8	3-2	883	1873	.471	214	575	.372	502	717	.700	371	716	1087	34.0	721	15	480	15.0	490	15.3	112	3.5	265	8.3	2482	77.6
2006-07	32	20-12	16-1	1-8	3-3	935	1909	.490	201	540	.372	444	652	.681	445	721	1166	36.4	665	14	491	15.3	503	15.7	114	3.6	316	9.9	2515	78.6
2005-06	28	11-17	10-5	0-10	1-2	739	1608	.460	154	399	.386	380	570	.667	374	668	1042	37.2	609	18	411	14.7	499	17.8	116	4.1	244	8.7	2012	71.9
2004-05	32	20-12	13-3	4-6	3-3	849	1877	.452	190	570	.333	483	699	.691	400	848	1248	39.0	648	10	471	14.7	483	15.1	162	5.1	265	8.3	2371	74.1
2003-04	38	28-10	13-3	7-5	8-2	1029	2213	.465	267	729	.366	586	847	.692	429	993	1422	37.4	795	20	579	15.2	578	15.2	172	4.5	338	8.9	2911	76.6
2002-03	31	16-15	13-3	2-11	1-1	836	1857	.450	178	506	.352	447	656	.681	428	760	1188	38.3	582	8	484	15.6	469	15.1	164	5.3	243	7.8	2297	74.1
2001-02	31	15-16	9-7	4-6	2-3	834	1937	.431	261	695	.376	441	637	.692	439	745	1184	38.2	669	12	481	15.5	478	15.4	101	3.3	269	8.7	2370	76.5
2000-01	30	17-13	12-3	2-8	3-2	776	1822	.426	260	700	.371	457	662	.690	345	780	1125	37.5	645	20	488	16.3	474	15.8	136	4.5	238	7.9	2269	75.6
1999-00	30	13-17	11-5	0-9	2-3	725	1778	.408	242	705	.343	427	625	.683	410	757	1167	38.9	516	15	456	15.2	509	17.0	147	4.9	196	6.5	2119	70.6
1998-99	31	15-16	10-5	2-8	3-3	728	1772	.411	219	663	.330	412	663	.621	385	760	1145	36.9	508	15	423	13.6	536	17.3	171	5.5	190	5.8	2087	67.3
1997-98	33	19-14	12-6	4-7	3-1	882	2005	.440	231	715	.323	523	766	.683	483	835	1318	39.9	525	17	502	15.2	589	17.8	209	6.3	253	7.7	2518	76.3
1996-97	27	9-18	8-6	0-9	1-3	590	1489	.396	168	579	.290	312	477	.654	419	560	979	36.3	436	8	325	12.0	438	16.1	107	4.0	168	6.2	1660	61.5
1995-96	36	24-12	11-1	6-5	7-6	1031	2161	.477	296	776	.381	530	754	.703	456	852	1308	36.3	606	20	622	17.3	533	14.8	130	3.6	288	8.0	2888	80.2
1994-95	30	18-12	14-3	2-6	2-3	883	1879	.470	195	517	.377	439	610	.720	403	658	1062	35.4	457	8	531	17.7	399	13.3	115	3.8	252	8.4	2400	80.0
1993-94	29	16-13	11-3	2-7	3-3	807	1793	.450	187	525	.356	399	572	.698	405	694	1099	37.9	459	10	501	17.3	421	14.5	96	3.3	217	7.5	2200	75.9
1992-93	30	19-11	9-5	6-5	4-1	905	1833	.494	147	382	.385	374	547	.684	405	771	1130	39.2	461	8	588	19.6	485	16.1	151	5.0	191	6.4	2331	77.7
1991-92	35	23-12	13-3	4-5	6-4	1056	2183	.484	118	512	.367	513	766	.670	483	949	1432	40.9	611	12	662	18.9	-		180	5.1	256	7.3	2813	80.4
1990-91	30	17-13	9-3	2-7	6-3	944	1995	.473	183	504	.363	403	603	.668	392	750	1255	41.8	490	13	497	16.6	-		129	4.3	215	7.2	2474	82.5
1989-90	35	28-7	11-2	5-4	12-1	1141	2302	.496	260	645	.403	554	782	.708	-	-	1346	38.5	596	26	629	18.0	-		130	3.7	249	7.1	3096	88.5
1988-89	32	20-12	13-2	4-6	3-4	957	1928	.496	154	411	.375	496	654	.758	-	-	1184	37.0	573	16	631	19.7	-		73	2.3	178	5.6	2566	80.2
1987-88	32	22-10	13-3	5-5	4-2	996	1981	.503	154	364	.423	468	649	.721	-	-	1129	35.3	522	13	680	21.3	-		92	2.9	237	7.4	2614	81.7
1986-87	29	16-13	7-2	4-8	5-3	798	1633	.489	59	162	.364	396	521	.760	-	-	977	33.7	514	17	525	18.1	-		85	2.9	176	6.1	2051	70.7
1985-86	34	27-7	10-2	7-2	10-3	1008	1846	.546	-	-	-	537	738	.728	-	-	1115	32.8	559	13	653	19.2	-		124	3.6	238	7.0	2553	75.1
1984-85	35	27-8	13-2	5-4	9-2	943	1827	.516	-	-	-	562	794	.708	-	-	1168	33.3	558	11	578	16.5	-		120	3.4	232	6.6	2448	69.9
1983-84	29	18-11	13-2	1-7	4-2	792	1556	.509	-	-	-	439	622	.706	-	-	957	33.0	549	24	477	16.4	-		106	3.7	196	6.8	2023	69.8
1982-83	28	13-15	1-3	0-9	1-3	725	1603	.452	112	265	.427	447	640	.698	-	-	986	35.2	618	28	365	13.0	-		96	3.4	198	7.1	2009	71.8
1981-82	26	10-16	8-5	2-7	0-4	623	1178	.529	-	-	-	298	459	.649	-	-	718	27.6	448	11	293	12.7	-		37	1.4	118	4.5	1544	59.4
1980-81	27	4-23	4-12	0-8	0-3	607	1389	.437	-	-	-	287	470	.611	-	-	893	33.1	543	22	243	9.0	-		45	1.7	123	4.6	1503	55.7
1979-80	26	8-18	7-7	0-9	1-2	573	1169	.490	-	-	-	337	462	.729	-	-	712	27.4	583	27	299	11.5	-		27	1.0	152	5.8	1483	57.0
1978-79	26	17-9	13-1	3-8	1-0	794	1598	.497	-	-	-	395	529	.747	-	-	905	34.8	517	17	258	9.9	-		35	1.3	198	7.6	1983	76.3
1977-78	27	15-12	10-3	2-8	3-1	773	1592	.486	-	-	-	386	512	.754	-	-	889	32.9	507	10	267	11.1	-		36	1.3	168	6.2	1932	71.6
1976-77	28	18-10	12-1	3-5	3-4	766	1592	.481	-	-	-	434	565	.768	-	-	972	34.7	611	16	292	10.4	-		69	2.5	161	5.8	1966	70.2
1975-76	27	13-14	9-4	0-6	4-4	735	1529	.481	-	-	-	390	573	.681	-	-	888	32.9	520	18	283	11.3	-		-		-		1860	68.9
1974-75	26	11-15	8-5	2-8	1-2	776	1750	.443	-	-	-	382	571	.669	-	-	1162	44.6	524	14	298	11.5	-		-		-		1934	74.4
1973-74	26	5-21	4-10	1-7	0-4	775	1936	.400	-	-	-	385	540	.713	-	-	1081	41.6	674	28	312	12.0	-		-		-		1935	74.4
1972-73	25	7-18	6-7	1-8	0-3	779	1737	.448	-	-	-	350	479	.731	-	-	1023	41.0	586	26	355	14.2	-		-		-		1908	76.3
1971-72	26	6-20	6-5	0-11	0-4	684	1571	.435	-	-	-	507	749	.677	-	-	1006	38.7	587	18	295	11.3	-		-		-		1875	72.1
1970-71	32	23-9	11-2	7-4	5-3	966	2113	.457	-	-	-	582	825	.705	-	-	1125	35.2	578	18	497	15.5	-		-		-		2514	78.6
1969-70	27	17-10	10-2	4-6	3-2	841	1647	.511	-	-	-	521	701	.744	-	-	968	35.9	510	12	474	17.6	-		-		-		2203	81.6
1968-69	25	12-13	8-4	3-8	1-1	716	1543	.464	-	-	-	438	610	.718	-	-	926	37.0	454	17	308	12.3	-		-		-		1870	74.8
1967-68	25	12-13	9-4	3-6	0-3	721	1589	.454	-	-	-	404	531	.761	-	-	935	37.4	486	16	382	15.3	-		-		-		1846	73.8
1966-67	26	17-9	12-2	4-6	1-1	863	1748	.494	-	-	-	407	556	.732	-	-	854	37.5	503	19	434	16.7	-		-		-		2133	82.1
1965-66	26	13-13	10-4	2-8	1-1	811	1827	.444	-	-	-	466	641	.727	-	-	1036	39.8	530	21	466	17.9	-		-		-		2088	80.3
1964-65	25	14-11	10-3	4-6	0-2	721	1720	.419	-	-	-	408	558	.731	-	-	1059	42.4	478	19	-	-	-		-		-		1850	74.0
1963-64	26	17-9	14-0	3-8	0-1	748	1774	.422	-	-	-	448	622	.720	-	-	1203	46.3	503	21	-		-		-		-		1944	74.8
1962-63	26	21-5	13-1	6-4	2-0	731	1978	.407	-	-	-	379	516	.734	-	-	1207	46.4	462	12	-		-		-		-		1841	70.8
1961-62	26	10-16	8-7	2-8	0-1	612	1643	.372	-	-	-	402	609	.660	-	-	1139	43.8	530	29	-		-		-		-		1626	62.5
1960-61	26	13-13	9-3	3-8	1-2	605	1607	.376	-	-	-	461	630	.732	-	-	1086	41.8	474	7	-		-		-		-		1671	64.3
1959-60	28	22-6	13-1	8-4	1-1	706	1729	.408	-	-	-	527	742	.710	-	-	1236	44.1	464	16	-		-		-		-		1939	69.3
1958-59	26	17-9	10-4	7-5	0-0	689	1832	.376	-	-	-	499	696	.717	-	-	1299	50.0	508	19	-		-		-		-		1877	72.2
1957-58	26	15-11	12-4	1-7	2-0	683	1903	.359	-	-	-	452	649	.696	-	-	1215	46.7	414	19	-		-		-		-		1818	69.9
1956-57	26	18-8	10-4	6-3	2-1	678	1874	.362	-	-	-	656	943	.696	-	-	1173	45.1	466	21	-		-		-		-		2012	77.4
1955-56	23	12-11	6-2	4-7	2-2	579	1645	.348	-	-	-	501	748	.670	-	-	1027	44.7	455	27	-		-		-		-		1659	72.1

Georgia Tech • ACC Games

Year	G	W-L	Home	Away	Neutral	FG	FGA	Pct	3P	3PA	Pct	FT-	FTA	Pct	OR	DR	Reb	Avg	PF	Dq	A	Avg.	TO	Avg.	Bl	Avg.	St	Avg.	Pts	Avg
2020-21	17	11-6	8-1	3-5	2-0	459	952	.482	128	356	.360	174	240	.725	112	269	481	28.3	252	2	270	15.9	189	11.1	61	3.6	153	9.0	1220	71.8
2019-20	20	11-9	6-4	5-5	0-0	510	1105	.462	110	323	.341	267	387	.690	202	512	714	35.7	389	16	296	14.8	321	16.1	80	4.0	140	7.0	1397	69.9
2018-19	18	6-12	4-5	2-7	0-0	397	931	.426	94	307	.306	205	306	.670	140	443	583	32.4	293	6	224	12.4	263	14.6	93	5.2	117	6.5	1093	60.7
2017-18	18	6-12	5-4	1-8	0-1	425	1015	.419	87	279	.312	207	297	.697	189	409	598	33.2	295	10	229	12.7	229	12.7	96	5.3	120	6.7	1144	63.6
2016-17	18	8-10	7-2	1-8	0-1	432	995	.434	79	256	.309	229	328	.698	150	472	622	34.6	293	4	273	15.2	240	13.3	97	5.4	117	6.5	1172	65.1
2015-16	18	8-10	5-4	3-6	1-1	462	1062	.435	96	285	.337	245	340	.721	223	446	669	37.2	330	5	227	12.6	203	11.3	77	4.3	79	4.4	1267	70.4
2014-15	18	3-15	2-7	1-8	0-1	410	1042	.393	81	274	.296	194	298	.651	176	298	670	37.2	288	3	206	11.4	228	12.7	58	3.2	109	6.1	1095	60.8
2013-14	18	6-12	3-6	3-6	1-1	413	967	.427	99	297	.333	201	302	.666	177	406	583	32.4	308	8	221	12.3	207	11.5	69	3.8	80	4.4	1126	62.6
2012-13	18	6-12	3-6	3-6	0-1	428	1036	.413	102	311	.328	172	271	.635	172	271	644	35.8	317	7	215	11.9	243	13.5	72	4.0	100	5.6	1130	62.8
2011-12	16	4-12	3-5	1-7	0-1	347	846	.410	91	272	.335	152	230	.661	175	351	526	32.9	266	2	170	10.6	216	13.5	63	3.9	86	5.4	937	58.6
2010-11	16	5-11	4-4	1-7	0-1	393	960	.409	106	334	.317	182	276	.659	209	343	552	34.5	341	4	220	13.8	224	14.0	59	3.7	153	9.6	1074	67.1
2009-10	16	7-9	6-2	1-7	3-1	415	956	.434	106	277	.383	196	317	.618	230	395	625	39.1	316	5	212	13.3	250	15.6	96	6.0	123	7.7	1132	70.8
2008-09	16	2-14	2-6	0-8	1-1	397	955	.416	99	288	.344	200	307	.651	200	307	595	37.2	334	6	226	14.1	280	17.5	89	5.6	130	8.1	1093	68.3
2007-08	16	7-9	3-5	4-4	1-1	438	931	.470	99	279	.355	263	380	.692	184	352	536	33.5	348	9	222	13.9	252	15.8	66	4.1	138	8.6	1238	77.4
2006-07	16	8-8	7-1	1-7	0-1	434	910	.477	88	256	.344	209	299	.699	205	318	523	32.7	343	9	223	13.9	242	15.1	50	3.1	144	9.0	1165	72.8
2005-06	16	4-12	4-4	0-8	0-1	411	896	.459	96	232	.414	203	299	.679	202	360	562	35.1	364	12	229	14.3	290	18.1	59	3.7	125	7.8	1121	70.1
2004-05	16	8-8	5-3	3-5	2-1	417	933	.447	82	272	.301	248	352	.705	194	403	597	37.3	342	7	225	14.1	249	15.6	72	4.5	132	8.3	1164	72.8
2003-04	16	9-7	5-3	4-4	1-1	405	903	.449	120	309	.388	280	392	.714	180	394	574	35.9	358	12	220	13.9	264	16.5	88	5.5	135	8.4	1210	75.6
2002-03	16	7-9	6-2	1-7	0-1	421	944	.446	81	249	.325	250	340	.735	198	385	583	36.4	320	7	227	14.2	234	14.6	88	5.5	113	7.1	1173	73.3
2001-02	16	7-9	4-4	3-5	0-1	424	964	.440	142	368	.386	227	322	.705	186	366	552	34.5	360	10	245	15.3	241	15.1	56	3.5	144	9.0	1217	76.1
2000-01	16	8-8	6-3	2-5	1-1	391	949	.412	132	356	.371	264	374	.706	177	384	561	35.1	347	11	230	14.4	251	15.7	70	4.4	107	6.7	1178	73.6
1999-00	16	5-11	5-3	0-8	0-1	342	890	.384	119	344	.346	212	321	.660	202	391	593	37.1	280	10	203	12.7	278	17.4	73	4.6	98	6.1	1015	63.4
1998-99	16	6-10	4-4	2-6	0-1	381	907	.420	115	344	.334	213	336	.634	192	359	551	34.4	281	8	224	14.0	279	17.4	73	4.6	98	6.1	1090	68.1
1997-98	16	6-10	3-5	3-5	0-1	403	977	.412	114	354	.322	239	346	.691	244	368	612	38.3	252	8	218	13.6	267	16.7	80	5.0	117	7.3	1159	72.4
1996-97	16	3-13	3-5	0-8	0-1	343	883	.388	101	353	.286	175	262	.668	238	296	534	33.4	258	5	170	10.6	224	14.0	50	3.1	93	5.8	962	60.1
1995-96	16	13-3	8-0	5-3	2-1	443	924	.479	140	355	.394	265	367	.722	191	390	581	46.3	254	6	270	16.9	213	13.3	60	3.8	112	7.0	1291	80.7
1994-95	16	8-8	6-2	2-6	0-1	440	978	.450	102	278	.367	200	272	.735	202	334	537	33.6	241	3	252	15.8	205	12.8	42	2.6	101	6.3	1182	73.9
1993-94	16	7-9	5-3	2-6	0-1	447	962	.465	113	291	.388	222	316	.703	215	356	571	35.7	257	5	284	17.8	210	13.1	44	2.8	109	6.8	1229	76.8
1992-93	16	8-8	4-4	4-4	3-0	462	942	.490	84	201	.418	171	242	.707	193	404	597	37.3	245	2	297	18.6	255	15.9	70	4.4	98	6.1	1179	73.7
1991-92	16	8-8	5-3	3-5	1-1	476	1012	.470	87	248	.351	199	293	.679	233	408	641	40.1	280	7	282	17.6	-		72	4.5	102	6.4	1238	77.4
1990-91	14	6-8	4-3	2-5	0-1	420	913	.460	83	236	.352	177	252	.702	169	321	541	38.6	241	6	218	15.6	-		53	3.8	96	6.9	1100	78.6
1989-90	14	8-6	5-2	3-4	3-0	437	911	.480	80	209	.383	228	302	.755	-	-	532	38.0	253	13	245	17.5	-		52	3.7	102	7.3	1210	86.4
1988-89	14	8-6	6-1	2-5	0-1	402	829	.485	62	179	.346	193	266	.726	-	-	473	33.8	256	6	254	18.1	-		25	1.8	77	5.5	1063	75.9
1987-88	14	8-6	5-2	3-4	0-1	440	878	.501	64	165	.388	190	269	.706	-	-	493	35.2	215	3	291	20.8	-		28	2.0	78	5.6	1134	81.0
1986-87	14	7-7	4-3	3-4	0-1	380	756	.503	37	74	.500	200	260	.769	-	-	434	31.0	241	-	232	16.6	-		32	2.3	90	6.4	995	71.1
1985-86	14	11-3	6-1	5-2	2-1	384	724	.530	-	-	-	227	310	.732	-	-	437	31.2	229	-	257	18.4	-		56	4.0	80	5.7	995	71.1
1984-85	14	9-5	5-2	4-3	3-0	332	730	.454	-	-	-	188	276	.681	-	-	449	32.1	220	-	205	14.6	-		42	3.0	76	5.4	912	65.1
1983-84	14	6-8	5-2	1-6	0-1	367	784	.468	-	-	-	178	250	.712	-	-	418	29.9	298	-	224	16.0	-		38	2.7	94	5.2	912	65.1
1982-83	14	4-10	4-3	0-7	1-1	322	749	.430	-	-	-	208	288	.722	-	-	450	32.1	314	-	159	11.4	-		39	2.8	76	5.4	920	65.7

ANNUAL TEAM TOTALS (SINCE 1955-56)

Opponents • All Games

Year	G	W-L	Att.	Dates	Avg.	FG	FGA	Pct	3P	3PA	Pct	FT	FTA	Pct	OR	DR	Reb	Avg	PF	Dq	A	Avg.	TO	Avg.	Bl	Avg.	St	Avg.	Pts	Avg
2020-21	26	9-17	15,600	13	1,200	668	1455	.459	189	513	.368	296	420	.705	254	836	890	34.2	394	12	368	14.2	409	15.7	73	2.8	141	5.4	1821	70.0
2019-20	31	14-17	90,260	16	5,641	719	1800	.399	168	590	.285	453	637	.711	327	723	1050	33.9	560	15	372	12.0	430	13.9	112	3.6	240	7.7	2059	66.4
2018-19	32	14-18	107.003	18	5,945	740	1847	.401	207	697	.297	443	643	.689	375	777	1152	36.0	555	8	452	14.1	409	12.8	108	3.4	225	7.0	2130	66.6
2017-18	32	13-19	123,843	19	6,518	768	1791	.429	227	599	.379	407	569	.715	331	751	1082	33.8	547	12	457	14.2	403	12.6	104	3.3	203	6.3	2172	67.9
2016-17	37	21-16	126,718	21	6,034	887	2231	.398	272	824	.330	426	608	.330	430	913	1343	36.3	662	12	490	13.2	484	13.1	145	3.9	252	6.8	2472	66.8
2015-16	36	21-15	110,804	19	5,832	931	2108	.442	206	644	.320	477	667	.715	347	783	1130	31.4	638	16	436	12.1	353	9.8	98	2.7	169	4.7	2545	70.7
2014-15	31	12-19	99,212	16	6,201	723	1644	.440	172	540	.319	384	555	.692	384	555	962	31.0	539	8	393	11.7	363	11.7	122	3.9	202	6.5	2002	64.6
2013-14	33	16-17	111,926	17	6,584	761	1815	.419	197	594	.332	485	688	.705	328	769	1097	33.2	576	10	399	12.1	334	10.1	121	3.7	205	6.2	2204	66.8
2012-13	31	16-15	125,200	17	7,365	687	1715	.401	182	563	.323	377	566	.666	312	757	1069	34.5	480	6	383	12.4	391	12.6	131	4.2	191	6.2	1933	62.4
2011-12	31	11-20	73,933	15	4,929	669	1658	.403	199	573	.347	403	560	.720	306	674	980	31.6	490	11	376	12.1	347	11.2	103	3.3	211	6.8	1940	62.6
2010-11	31	13-18	97,523	16	6,095	701	1592	.440	196	517	.379	481	719	.669	290	781	1071	34.5	563	7	394	12.7	514	16.6	83	2.7	200	6.5	2079	67.1
2009-10	36	23-13	127,669	16	7,979	818	2129	.384	240	762	.315	489	734	.666	482	777	1259	35.0	687	14	472	13.1	547	15.2	113	3.1	284	7.9	2365	65.7
2008-09	31	12-19	127,101	17	7,477	769	1848	.416	201	620	.324	477	703	.679	384	759	1143	36.9	591	11	428	13.8	503	16.2	85	2.7	269	8.4	2216	71.5
2007-08	32	15-17	119,483	13	9,191	804	1780	.452	215	636	.338	609	867	.702	394	717	1111	34.7	675	21	441	13.8	520	16.3	108	3.4	243	7.6	2432	76.0
2006-07	32	20-12	156,247	17	9,191	746	1702	.438	200	605	.331	530	753	.704	351	631	982	30.7	616	18	450	14.1	503	15.7	97	3.0	224	7.0	2222	69.4
2005-06	28	11-17	137,685	15	9,191	685	1555	.441	166	483	.344	483	704	.686	325	593	918	32.8	525	12	444	15.9	432	15.4	74	2.6	241	8.6	2019	72.1
2004-05	32	20-12	137,685	15	9,191	735	1882	.391	202	641	.315	461	700	.659	418	752	1170	36.6	651	11	402	12.6	483	15.1	128	4.0	226	7.1	2133	66.7
2003-04	38	28-10	145,210	16	9,076	865	2228	.388	218	733	.297	604	909	.664	522	896	1418	37.3	759	18	468	12.3	640	16.8	124	3.3	267	7.0	2552	67.2
2002-03	31	16-15	128,481	15	8,565	777	1830	.425	204	567	.360	407	591	.689	378	703	1081	34.9	597	16	469	15.1	462	14.9	131	4.2	241	7.8	2165	69.8
2001-02	31	15-16	113,498	17	6,676	804	1792	.449	239	672	.356	529	759	.697	375	756	1131	36.5	574	9	512	16.5	500	16.1	97	3.1	237	7.6	2376	76.6
2000-01	30	17-13	138,691	17	8,158	740	1816	.407	175	552	.317	532	777	.685	406	793	1199	40.0	605	23	434	14.5	483	16.1	109	3.6	200	6.7	2187	72.9
1999-00	30	13-17	105,253	16	6,578	782	1842	.425	178	482	.369	400	574	.697	377	723	1100	36.7	609	22	460	15.3	427	14.2	70	2.3	255	8.5	2142	71.4
1998-99	31	15-16	109,486	14	7,820	850	1982	.429	177	520	.340	361	524	.689	432	790	1222	39.4	613	24	499	16.1	466	15.0	112	3.6	293	9.5	2238	72.2
1997-98	33	19-14	126,791	18	7,044	899	2193	.410	202	599	.337	382	594	.643	543	733	1276	38.7	664	17	497	15.1	524	15.9	98	3.0	308	9.3	2382	72.2
1996-97	27	9-18	146,996	15	9,800	642	1459	.440	139	409	.340	314	479	.656	344	572	916	33.9	469	10	364	13.7	378	14.0	66	2.4	223	8.3	1737	64.3
1995-96	36	24-12	154,615	14	11,044	1027	2276	.451	255	693	.368	426	659	.646	530	785	1315	36.5	657	12	601	16.7	530	14.7	121	3.4	292	8.1	2735	76.0
1994-95	30	18-12	166,415	16	10,400	829	1838	.451	195	517	.367	359	505	.711	414	684	1098	36.6	549	14	492	16.4	501	16.7	102	3.4	198	6.6	2130	73.4
1993-94	29	16-13	134,165	14	9,582	814	1897	.429	184	510	.361	318	485	.656	477	672	1149	39.6	495	9	455	15.7	424	14.6	83	2.9	218	7.5	2224	74.1
1992-93	30	19-11	154,806	15	10,320	863	2017	.428	169	530	.319	362	525	.690	475	620	1049	36.5	485	11	488	16.3	398	13.3	99	3.3	263	8.8	2257	75.2
1991-92	35	23-12	141,272	16	8,830	993	2368	.419	172	524	.328	442	683	.647	555	781	1336	38.2	666	19	580	16.6	-		115	3.3	303	8.7	2608	74.5
1990-91	30	17-13	122,752	13	9,442	864	2051	.421	181	497	.364	401	562	.714	458	724	1182	39.4	538	9	494	16.5	-		108	3.6	228	7.6	2310	77.0
1989-90	35	28-7	116,087	13	8,930	1093	2394	.457	216	577	.374	426	608	.701	-	-	1340	38.3	686	23	612	17.5	-		104	3.0	214	6.1	2828	80.8
1988-89	32	20-12	148,257	17	8,721	911	1999	.456	139	407	.342	413	612	.675	-	-	1077	33.7	596	15	552	17.3	-		64	2.0	203	6.3	2374	74.2
1987-88	32	22-10	139,909	18	7,713	961	2085	.461	107	357	.300	338	503	.672	-	-	1157	36.2	588	14	602	18.8	-		63	2.0	226	7.1	2368	74.0
1986-87	29	16-13				759	1629	.466	96	253	.379	372	542	.686	-	-	909	31.3	531	14	473	16.3	-		64	2.2	232	8.0	1986	68.5
1985-86	34	27-7				885	1971	.449	-	-	-	392	555	.706	-	-	1031	30.3	676	18	490	14.4	-		63	1.9	236	6.9	2162	63.5
1984-85	35	27-8				885	1998	.443	-	-	-	362	509	.711	-	-	1048	29.9	712	30	484	13.8	-		74	2.1	251	7.2	2132	60.9
1983-84	29	18-11				751	1681	.447	-	-	-	369	521	.708	-	-	931	32.1	564	16	417	14.4	-		75	2.6	176	6.1	1871	64.5
1982-83	28	13-15				736	1587	.464	106	278	.381	471	685	.688	-	-	1011	36.1	649	23	327	11.7	-		84	3.0	188	6.7	2049	73.2
1981-82	26	10-16				641	1333	.481	-	-	-	295	427	.691	-	-	696	26.8	441	8	278	10.7	-		77	3.0	148	5.7	1579	60.7
1980-81	27	4-23				778	1558	.499	-	-	-	374	549	.681	-	-	897	33.2	503	8	346	12.8	-		67	2.5	200	7.4	1930	71.5
1979-80	26	8-18				549	1112	.494	-	-	-	460	644	.714	-	-	668	25.7	468	18	241	9.3	-		49	1.9	177	6.8	1558	59.9
1978-79	26	17-9				653	1427	.458	-	-	-	361	508	.711	-	-	864	33.2	489	9	328	12.6	-		43	1.7	126	4.8	1667	64.1
1977-78	27	15-12				735	1484	.495	-	-	-	310	460	.674	-	-	866	32.1	454	27	348	12.9	-		45	1.7	128	4.7	1780	65.9
1976-77	28	18-10				731	1520	.481	-	-	-	411	611	.673	-	-	861	30.8	579	12	313	11.2	-		68	2.4	141	5.0	1873	66.9
1975-76	27	13-14				768	1582	.485	-	-	-	299	439	.681	-	-	934	34.6	545	25	282	10.4	-		-		-		1835	68.0
1974-75	26	11-15				893	1911	.467	-	-	-	358	514	.696	-	-	1069	41.1	544	14	341	13.1	-		-		-		2144	82.5
1973-74	26	5-21				847	1725	.491	-	-	-	524	744	.704	-	-	1231	47.3	544	15	394	15.2	-		-		-		2218	85.3
1972-73	25	7-18				828	1741	.476	-	-	-	439	644	.682	-	-	1009	47.3	514	16	506	20.2	-		-		-		2095	83.3
1971-72	26	6-20				797	1709	.466	-	-	-	600	828	.725	-	-	1263	48.6	568	16	426	16.4	-		-		-		2194	84.4
1970-71	32	23-9				898	2076	.433	-	-	-	507	744	.681	-	-	1306	40.8	625	27	382	11.9	-		-		-		2303	72.0
1969-70	27	17-10				785	1712	.459	-	-	-	445	659	.675	-	-	909	33.7	519	28	377	13.9	-		-		-		2015	74.6
1968-69	25	12-13				714	1619	.441	-	-	-	393	580	.678	-	-	882	35.3	460	20	315	12.6	-		-		-		1821	72.8
1967-68	25	12-13				671	1491	.450	-	-	-	459	636	.722	-	-	1057	42.3	418	12	332	13.3	-		-		-		1801	72.0
1966-67	26	17-9				737	1585	.465	-	-	-	481	656	.733	-	-	943	41.3	428	14	325	12.5	-		-		-		1955	75.2
1965-66	26	13-13				726	1531	.474	-	-	-	548	741	.740	-	-	1153	44.3	480	21	359	13.8	-		-		-		2000	76.9
1964-65	25	14-11				696	1532	.454	-	-	-	455	634	.718	-	-	1105	44.2	438	14	-		-		-		-		1847	73.9
1963-64	26	17-9				731	1806	.405	-	-	-	428	654	.654	-	-	1298	49.9	472	20	-		-		-		-		1890	72.7
1962-63	26	21-5				650	1564	.416	-	-	-	404	596	.678	-	-	1103	42.4	432	11	-		-		-		-		1704	65.5
1961-62	26	10-16				612	1486	.412	-	-	-	465	681	.683	-	-	1189	45.7	462	15	-		-		-		-		1689	65.0
1960-61	26	13-13				605	1423	.425	-	-	-	452	663	.682	-	-	1114	42.9	447	15	-		-		-		-		1662	63.9
1959-60	28	22-6				624	1753	.356	-	-	-	426	628	.678	-	-	1332	47.6	518	20	-		-		-		-		1674	59.8
1958-59	26	17-9				652	1827	.357	-	-	-	477	706	.676	-	-	1292	49.7	501	14	-		-		-		-		1781	68.5
1957-58	26	15-11				679	1781	.381	-	-	-	367	543	.676	-	-	1159	44.6	477	21	-		-		-		-		1725	66.3
1956-57	26	18-8				682	1858	.367	-	-	-	541	779	.694	-	-	1103	42.4	557	29	-		-		-		-		1905	73.3
1955-56	23	12-11				618	1693	.365	-	-	-	499	748	.667	-	-	1098	47.7	454	19	-		-		-		-		1735	75.4

Opponents • ACC Games

Year	G	W-L	Att.	Dates	Avg.	FG	FGA	Pct	3P	3PA	Pct	FT	FTA	Pct	OR	DR	Reb	Avg	PF	Dq	A	Avg.	TO	Avg.	Bl	Avg.	St	Avg.	Pts	Avg
2020-21	17	6-11	10,800	9	1,200	428	931	.460	112	314	.357	176	251	.701	162	412	574	33.8	236	7	239	14.1	259	15.2	47	2.8	99	5.8	1144	67.3
2019-20	20	11-9	61,068	10	6,107	476	1152	.413	112	384	.292	320	442	.724	215	441	656	32.8	351	13	247	12.4	254	12.7	82	4.1	159	8.0	1384	69.2
2018-19	18	6-12	61,104	9	6,789	438	1071	.409	131	434	.302	241	332	.726	227	447	674	37.4	296	4	276	15.3	203	11.3	69	3.8	126	7.0	1248	69.3
2017-18	18	6-12	70,668	9	7,852	443	1010	.439	123	316	.389	238	327	.728	192	434	626	34.8	296	7	257	14.3	211	11.7	60	3.3	122	6.8	1247	69.3
2016-17	18	8-10	64,784	9	7,198	437	1074	.407	142	407	.349	222	316	.703	195	461	656	36.4	295	4	232	12.9	214	11.9	76	4.2	128	7.1	1238	68.8
2015-16	18	8-10	62,803	9	6,978	461	1033	.446	90	291	.309	283	375	.755	177	413	590	32.8	319	9	225	12.5	171	9.5	48	2.7	89	4.9	1295	71.9
2014-15	18	3-15	59,556	9	6,617	441	978	.451	99	290	.341	205	302	.679	162	248	590	32.8	290	4	242	13.4	207	11.5	79	4.4	122	6.8	1186	65.9
2013-14	18	6-12	64,103	9	7,123	434	972	.447	102	295	.346	250	350	.714	173	423	596	33.1	282	4	220	12.2	164	9.1	61	3.4	100	5.6	1220	67.8
2012-13	18	6-12	68,633	9	7,626	431	1013	.425	101	307	.329	244	357	.683	183	451	634	35.2	260	2	215	11.9	243	13.5	89	4.9	126	7.0	1207	67.1
2011-12	16	4-12	49,552	8	6,194	358	828	.432	113	291	.388	219	295	.742	144	358	502	31.4	246	4	201	12.6	172	10.8	58	3.6	96	6.0	1048	65.5
2010-11	16	5-11	51,921	8	6,490	359	796	.451	96	235	.409	288	411	.701	151	398	549	34.3	274	1	194	12.1	260	16.3	48	3.0	110	6.9	1102	68.9
2009-10	16	7-9	69,968	8	8,746	398	963	.413	111	311	.357	239	370	.646	236	374	610	38.1	300	5	225	14.1	231	14.4	63	3.9	123	7.7	1146	71.6
2008-09	16	2-14	62,308	8	9,191	407	961	.424	109	326	.334	294	401	.733	205	413	618	38.6	283	5	232	14.5	250	15.6	43	2.7	143	8.9	1217	76.1
2007-08	16	7-9	73,528	8	9,191	423	935	.452	90	310	.290	305	424	.719	226	362	588	36.8	344	11	205	12.8	263	16.4	54	3.4	124	7.8	1241	77.6
2006-07	16	8-8	73,528	8	9,191	384	809	.475	94	273	.344	289	395	.732	161	314	475	29.7	294	9	225	14.1	251	15.7	51	3.2	112	7.0	1151	71.9
2005-06	16	4-12	73,528	8	9,191	402	887	.453	94	260	.362	291	424	.686	199	333	532	33.2	297	4	257	16.1	237	16.1	38	2.4	138	8.6	1189	74.3
2004-05	16	8-8	73,528	8	9,191	394	957	.412	110	333	.330	276	415	.665	228	378	606	37.9	337	3	212	13.3	230	14.4	71	4.4	126	7.9	1174	73.4
2003-04	16	9-7	73,528	8	9,191	390	957	.408	112	348	.322	283	417	.679	242	374	616	38.5	333	8	223	13.9	265	16.8	68	4.3	119	7.4	1175	73.4
2002-03	16	7-9	72,217	8	9,027	404	938	.431	99	277	.357	239	343	.697	196	369	565	35.3	318	8	226	14.1	227	14.2	70	4.4	120	7.5	1146	71.6
2001-02	16	7-9	48,540	8	6,068	418	914	.457	120	335	.358	290	417	.695	196	396	592	37.0	295	4	272	17.0	253	15.8	55	3.4	118	7.4	1246	77.9
2000-01	16	8-8	71,952	8	8,994	423	968	.437	104	310	.335	296	416	.712	210	434	644	40.2	326	11	249	15.6	249	15.6	68	4.3	106	6.6	1246	77.9
1999-00	16	5-11	62,813	8	7,852	407	945	.431	91	247	.368	225	319	.705	190	396	586	36.6	336	12	234	14.6	212	13.3	35	2.2	135	8.4	1130	70.6
1998-99	16	6-10	59,748	8	7,469	460	1020	.451	89	261	.341	208	293	.710	228	400	628	39.2	319	18	251	15.7	256	16.0	60	3.8	159	9.9	1217	76.1
1997-98	16	6-10	71,530	8	8,941	445	1003	.444	105	284	.370	199	308	.646	232	371	603	37.7	310	6	256	16.0	236	14.8	62	3.9	132	8.3	1194	74.6
1996-97	16	3-13	68,777	8	8,597	394	826	.477	85	223	.381	198	294	.673	183	343	526	32.9	274	7	227	14.2	205	12.8	45	2.8	116	7.3	1071	66.9
1995-96	16	13-3	84,156	8	10,520	449	1042	.431	117	323	.362	170	257	.661	252	333	585	36.6	294	7	259	16.2	205	12.8	57	3.6	111	6.9	1185	74.1
1994-95	16	8-8	77,711	8	9,714	437	936	.467	119	308	.386	192	259	.741	192	369	561	35.1	268	5	267	16.7	241	15.1	57	3.6	117	7.3	1185	74.1
1993-94	16	7-9	73,504	8	9,188	461	1030	.448	106	270	.393	190	279	.681	256	351	607	37.9	278	7	272	17.0	206	12.9	52	3.3	108	6.8	1218	76.1
1992-93	16	8-8	73,980	8	9,248	465	1064	.437	81	275	.295	186	290	.641	251	329	580	36.3	231	5	268	16.8	188	11.8	57	3.6	135	8.4	1197	74.8
1991-92	16	8-8	75,959	8	9,495	467	1052	.444	81	235	.345	206	329	.626	236	356	592	37.0	276	5	275	17.2	-		51	3.2	143	8.9	1223	76.4
1990-91	14	6-8	67,576	7	9,654	406	916	.443	84	221	.380	211	281	.751	188	343	531	37.9	237	3	251	17.9	-		60	4.3	100	7.1	1107	79.1
1989-90	14	8-6	67,125	7	9,589	427	936	.456	108	264	.409	208	281	.740	-	-	522	37.3	262	9	267	19.1	-		45	3.2	110	7.9	1142	81.6
1988-89	14	8-6	61,666	7	8,738	406	835	.486	58	167	.347	199	282	.706	-	-	481	34.4	253	8	254	18.1	-		29	2.1	89	6.4	1069	76.4
1987-88	14	8-6	65,839	7	9,406	450	946	.476	64	203	.315	139	191	.728	-	-	507	36.2	242	5	284	20.3	-		28	2.0	68	4.9	1103	78.8
1986-87	14	7-7	-	-	-	389	798	.487	60	157	.382	172	237	.726	-	-	414	29.6	259	-	203	14.5	-		32	2.3	126	9.0	1011	72.2
1985-86	14	11-3	-	-	-	382	834	.458				159	224	.710	-	-	433	30.9	275	-	207	14.8	-		34	2.4	89	6.4	923	65.9
1984-85	14	9-5	-	-	-	369	761	.485				152	206	.738	-	-	396	28.3	245	-	198	14.1	-		31	2.2	98	7.0	831	59.4
1983-84	14	6-8	-	-	-	368	764	.482				232	313	.741	-	-	479	34.2	253	-	219	15.6	-		43	3.1	79	5.6	968	69.1
1982-83	14	4-10	-	-	-	360	781	.461				250	355	.704	-	-	507	36.2	291	-	166	11.9	-		50	3.6	87	6.2	1032	73.7

SINGLE-GAME RECORDS

TECH • TEAM

Most points in a game: 135 vs. Loyola Marymount (GT 135-94), 12-22-1990
Most points in a game, both teams: 243 vs. Georgia State (GSU 123-120, 4ot), 1-25-2020; [regulation game - 229 vs. Loyola Marymount (GT 135-94), 12-22-1990]
Most points in a loss: 120 vs. Georgia State (GSU 123-120, 4 ot), 11-25-2020
Most points in a half: 82 vs. Loyola Marymount (2nd), 12-22-1990
Most points in first half: 65 vs. Wofford, 11-29-1982
Most points in a second half: 82 vs. Loyola Marymount, 12-22-1990
Most points in one OT period: 18 vs. NC State, 2-25-1996
Most points in all OT periods: 43 vs. Georgia State (4 ot), 11-25-2020
Fewest points: 3 vs. Vanderbilt (Vanderbilt 28, GT 3), 2-27-1920
Largest victory margin: 59 vs. USC-Aiken (GT 119, USC-Aiken 60), 11-25-1985
Largest defeat margin: 69 by Georgia (Georgia 78, GT 9), 1-22-1909
Most field goals: 52 vs. Furman, 2-8-1966; USC-Aiken, 11-25-1985
Most field goal attempts: 120 vs. Tampa, 1-2-1953
Highest field goal percentage: .729 (35-48) vs. Presbyterian, 11-30-1981
Lowest field goal percentage: .200 (13-65) vs. Arkansas, 11-30-1961
Most 3-point field goals: 17 (31 att.) vs. Clemson, 1-24-2001
Most 3-point field goal attempts: 37 vs. North Carolina (made 16), 2-10-1996
Highest 3-point field goal percentage: .778 (7-9) vs. Texas, 11-27-1991; vs. Maryland, 2-17-1988; vs. Louisville, 1-6-1988
Most free throws: 46 vs. Furman, 12-2-1972]
Most free throw attempts: 59 vs. Georgia State (4ot), 11-25-2020 [regulation game - 56 vs. Furman, 12-22-1971]
Highest free throw percentage: 1.000 vs. Maryland (18-18), 2-2-1985
Lowest free throw percentage: .231 (3-13) vs. Virginia, 2-8-2014
Most rebounds: 77 vs. Baylor, 12-4-1958
Most personal fouls: 38 (2ot) vs. Wake Forest, 3-8-2007; 37 (regulation) vs. Yale, 12-28-1973
Most assists: 34 vs. Youngstown State, 12-29-1993
Most blocked shots: 16 vs. Southern, 11-14-2016
Most steals: 24 vs. Florida A&M, 11-26-1994
Fewest turnovers: 4 vs. LSU, 3-17-1990; Wake Forest, 2-13-1988

TECH • INDIVIDUAL

Most points: 50, Kenny Anderson vs. Loyola Marymount, 12-22-1990
Most field goals: 18, Kenny Anderson vs. Loyola Marymount, 12-22-1990; Rich Yunkus vs. Florida State, 1-24-1970; Yunkus vs. Georgia State, 2-17-1970; Pres Judy vs. Florida State, 2-25-1967
Most field goal attempts: 32, Dennis Scott vs. LSU, 3-17-1990; Sammy Drummer vs. DePaul, 1-2-1979
Highest field goal percentage (minimum 10 attempts): 1.000 (10-10), Matt Geiger vs. Clemson, 3-8-1992
Most 3-point field goals: 11, Dennis Scott vs. Houston, 12-28-1988
Most 3-point field goal attempts: 19, Dennis Scott vs. Houston, 12-28-1988
Highest 3-point field goal percentage (minimum 5 attempts): 1.000 (5-5), Tony Akins vs. Davidson, 12-19-2001
Most free throws: 19, Tom Hammonds vs. Iowa State, 3-18-88; Rich Yunkus vs. North Carolina, 2-14-1970
Most free throw attempts: 22, Kenny Anderson vs. Georgia, 12-19-1990; Moses Wright vs. Georgia State, 11-25-2020
Highest free throw percentage (most attempts): 1.000 (15-15), Roger Kaiser vs. Oklahoma City, 2-14-1959
Most rebounds: 26, Jim Caldwell vs. Georgia, 12-2-1963
Most assists: 19, Craig Neal vs. Duke, 12-28-1988
Most steals: 9, Jose Alvarado vs. NC State, 1-25-2020
Most blocked shots: 11, Alvin Jones vs. Winthrop, 11-24-1997

BY OPPONENT • TEAM

Most points in a game: 123 by Georgia State (GSU 123-120, 4ot), 11-25-2020 [regulation game - 121 by UCLA (UCLA 121-90), 12-27-1969]
Most points in a Tech win: 108 by Clemson (GT 111-108), 1-24-2001; Florida State (GT 111-108, 2ot), 2-11-1999
Most points in a half: 67 by Illinois (1st), 11-23-2001
Most points in first half: 67 by Illinois, 11-23-2001
Most points in one OT period: 24 by Clemson, 2-5-1992
Most points in all OT periods: 46 by Georgia State (4ot), 11-25-2020
Fewest points: 6 by Auburn (GT 21-6), 2-27-1914
Most field goals: 49 by UCLA, 12-27-1969; NC State, 2-10-1973
Most field goal attempts: 103 by Loyola Marymount, 12-22-1990
Highest field goal percentage: .700 (28-40) by North Carolina, 1-23-1982
Lowest field goal percentage: .163 (13-80) by Kentucky, 1-2-1960
Most 3-point field goals: 16 by Duke (31 attempts), 1-4-2017
Most 3-point field goal attempts: 41 by NC State (made 12), 1-24-2004
Highest 3-point field goal percentage (minimum 10 attempts): .786 (11-14) by Clemson, 1-12-2011
Most free throws: 41 by Maryland, 1-25-2006
Most free throw attempts: 52 by Rice, 12-16-1963
Lowest free throw percentage: .250 (4-16) by George Washington, 3-18-2005
Most rebounds: 68 by Tennessee, 1-24-1959
Most assists: 28 by Maryland, 2-16-2000
Most blocked shots: 13 by Duke, 2-5-2005
Most steals: 18 by Maryland, 2-21-1999

BY OPPONENT • INDIVIDUAL

Most points: 48, Rodney Monroe of NC State, 1-13-1991
Most field goals: 18, Evers Burns of Maryland, 2-6-1993
Most field goals attempted: 37, Rodney Monroe of NC State, 1-13-1991
Most 3-point field goals: 10, Keke Hicks of Coastal Carolina, 11-28-1994
Most 3-point field goals attempted: 18, Keke Hicks of Coastal Carolina, 11-28-1994
Most free throws: 17, Garrison Brooks of North Carolina, 1-4-2020
Most free throws attempted: 19, Tony Windis of Wyoming, 12-22-1958; Tyler Hansbrough, North Carolina, 2-15-2006
Most rebounds: 26, Bob Lienhard of Georgia, 12-7-1967
Most assists: 15, Chris Corchiani of NC State, 2-20-1988; Ishmael Smith of Wake Forest, 3-8-2007
Most blocked shots: 8, Cedric Lewis of Maryland, 2-13-1991
Most steals: 9, Derrick Phelps of North Carolina, 2-2-1992

30-Point Games

50 Kenny Anderson vs. Loyola Marymount (12-22-1990)
47 Rich Yunkus vs. Furman (1-15-1970)
47 Rich Yunkus vs. North Carolina (2-14-1970)
42 Dennis Scott vs. Pittsburgh (12-4-1989)
42 Kenny Anderson vs. Howard (1-2-1991)
41 Rich Yunkus at Tulane (3-1-1969)
41 Rich Yunkus vs. Florida State (1-24-1970)
41 Kenny Anderson vs. Villanova (12-28-1990)
40 Pres Judy vs. Florida State (2-25-1967)
40 Rich Yunkus vs. Georgia State (2-17-1970)
40 Rich Yunkus at Georgia (12-4-1970)
40 Tom Hammonds vs. Georgia State (1-10-1989)
40 Dennis Scott vs. Minnesota (3-25-1990)
40 Kenny Anderson vs. Georgia (12-19-1990)
39 Pete Silas at Furman (1-31-1953)
39 Jim Wood vs. Georgia (3-5-1975)
39 Dennis Scott vs. Houston (12-28-1988)
38 Roger Kaiser at Kentucky (1-7-1961)
38 Rich Yunkus at UCLA (12-27-1969)
38! Josh Okogie vs. Tulane (11-26-2016)
37 Roger Kaiser vs. Georgia Southern (2-13-1960)
37 Pres Judy vs. NC State (1-14-1967)
37 Rich Yunkus at UTEP (12-20-1968)
37 Rich Yunkus at Florida State (2-21-1970)
37 Rich Yunkus vs. Georgia (2-3-1971)
37 Rich Yunkus vs. Auburn (1-14-1971)
37 Sammy Drummer vs. Campbell (2-26-1979)
37 Dennis Scott vs. North Carolina (2-1-1990)
36 Phil Wagner vs. Tulane (1-6-1968)
36 Rich Yunkus vs. Jacksonville (2-26-1970)
36 Rich Yunkus vs. Auburn (1-17-1970)
36 Sammy Drummer at Memphis (1-16-1979)
36 Dennis Scott at Wake Forest (1-6-1990)
36 Dennis Scott at Duke (1-28-1990)
36 Dennis Scott vs. Maryland (2-13-1990)
36 Dennis Scott vs. East Tennessee State (3-15-1990)
36 James Forrest vs. Maryland (1-4-1994)
36 B.J. Elder vs. Clemson (1-27-2004)
35 Jim Caldwell vs. Texas Tech (12-30-1964)
35 Rich Yunkus vs. Clemson (1-6-1971)
35 Sammy Drummer at Seton Hall (11-24-1978)
35 Brook Steppe vs. Virginia Tech (12-22-1979)
35 Brook Steppe vs. Duke (2-20-1982)
35 Will Bynum vs. North Carolina (3-12-2005)
35! Josh Okogie vs. Florida State (1-25-2017)
34 Joe Helms vs. Mississippi State (1-14-1956)
34 Jim Caldwell at Furman (1-9-1965)
34 Duane Ferrell at Clemson (3-5-1988)
34 Dennis Scott vs. Notre Dame (2-25-1989)
34 Brian Oliver vs. North Carolina (2-1-1990)
34 Brian Oliver vs. Clemson (3-3-1990)
34 Gani Lawal vs. Penn State (12-3-2008)
34 Michael Devoe at Georgia (11-20-2019)
33 Terry Randall vs. Furman (12-6-1956)
33 Jim Caldwell vs. Florida State (2-15-1964)
33 Rich Yunkus at Florida State (2-18-1969)
33 Rich Yunkus at Auburn (12-19-1970)
33 Brook Steppe at Georgia Southern (2-13-1982)
33 Mark Price vs. Virginia (3-12-1983)
33 Yvon Joseph vs. Central Michigan (12-17-1983)
33 Tom Hammonds vs. Iowa State (3-18-1988)
33 Brian Oliver vs. North Carolina A&T (12-11-1989)
33 Dennis Scott vs. Coastal Carolina (12-19-1990)
33 Dennis Scott at North Carolina (2-28-1990)
33 Malcolm Mackey vs. Morgan State (11-27-1990)
33 Kenny Anderson at Virginia (2-19-1991)
33 Dion Glover vs. Seton Hall (3-11-1998)
33 Tony Akins at Florida State (2-21-2000)
33 Marvin Lewis vs. Florida State (1-14-2003)
33 Moses Wright at Syracuse (2-22-2020)
32 Bud Blemker vs. Alabama (2-2-1957)
32 Roger Kaiser vs. Vanderbilt (1-16-1960)
32 Rich Yunkus vs. Jacksonville (1-6-1969)
32 Rich Yunkus at Georgia (12-5-1968)
32 Rich Yunkus at Tulane (2-23-1970)
32 Rich Yunkus vs. Tampa (2-26-1971)
32 Bob Murphy vs. Furman (12-22-1971)
32 Brook Steppe vs. Seton Hall (2-2-1980)
32 Sammy Drummer at Davidson (12-21-1977)
32 Dennis Scott vs. Georgia (12-16-1989)
32 Kenny Anderson vs. Pittsburgh (12-28-1989)
32 Dennis Scott at Clemson (1-25-1990)
32 Kenny Anderson at Notre Dame (2-24-1990)
32 Kenny Anderson vs. Fordham (12-8-1990)
32 Kenny Anderson vs. Wake Forest (1-6-1991)
32 Kenny Anderson vs. Clemson (1-24-1991)
32 Kenny Anderson vs. Duke (1-30-1991)
32 Jon Barry vs. Florida State (1-23-1992)
32 Travis Best vs. Georgia State (12-4-1993)
32 Travis Best vs. East Carolina (12-3-1994)
32 Michael Maddox vs. North Carolina (2-8-1998)
32 Shaun Fein vs. Wofford (11-17-2000)
32 Lewis Clinch vs. Clemson (3-12-2009)
32 Brian Oliver vs. Syracuse (11-27-2010)
31 Roger Kaiser vs. Furman (12-3-1960)
31 Dave Clark at NC State (2-12-1966)
31 Rich Yunkus at Pittsburgh (2-9-1970)
31 Rich Yunkus at Georgia (2-4-1970)
31 Bob Seemer vs. Georgia (12-3-1969)
31 Tico Brown vs. Memphis State (1-17-1977)
31 Lenny Horton vs. Wake Forest (1-26-1980)
31 Mark Price vs. NC State (2-3-1983)
31 Mark Price at Virginia (2-14-1983)
31 Duane Ferrell at DePaul (2-22-1987)
31 Dennis Scott at George Washington (12-3-1988)
31 Tom Hammonds vs. Maryland (2-4-1989)
31 Dennis Scott vs. Duke (3-10-1990)
31 Brian Oliver vs. Duke (3-10-1990)
31 Kenny Anderson vs. Michigan State (3-23-1990)
31 Kenny Anderson vs. DePaul (3-15-1991)
31 Malcolm Mackey vs. Georgia State (12-14-1991)
31 Matt Harpring at Florida State (2-18-1998)
31 Jason Floyd vs. Charleston Southern (11-16-1998)
31 Jason Floyd vs. Mount St. Mary's (12-30-1998)
31 Anthony Morrow at Tennessee State (11-11-2007)
31 Moses Wright vs. Georgia State (11-25-2020)
31 Moses Wright vs. Syracuse (2-27-2021)
30 Jim Nolan at Kentucky (2-21-1948)
30 Roger Kaiser vs. LSU (2-8-1960)
30 Mike Tomasovich vs. Tulane (2-12-1962)
30 Jim Caldwell vs. VMI (1-18-1965)
30 Phil Wagner vs. Georgia (12-7-1967)
30 Rich Yunkus vs. SMU (12-2-1970)
30 Rich Yunkus at Jacksonville (2-8-1969)
30 Rich Yunkus at Clemson (1-20-1971)
30 Tico Brown at East Carolina (2-17-1979)
30 Sammy Drummer vs. Southern Mississippi (1-9-1978)
30 Sammy Drummer at Georgia (1-11-1978)
30 Mark Price vs. NC State (2-2-1983)
30 Tom Hammonds at Wake Forest (2-13-1988)
30 Tom Hammonds vs. East Carolina (1-4-1989)
30 Tom Hammonds at Wake Forest (1-7-1989)
30 Dennis Scott vs. Richmond (11-28-1989)
30 Dennis Scott vs. Pittsburgh (12-28-1989)
30 Dennis Scott vs. Duke (1-11-1990)
30 Dennis Scott at Louisville (2-10-1990)
30 Dennis Scott vs. LSU (3-17-1990)
30 Kenny Anderson vs. Minnesota (3-25-1990)
30 Kenny Anderson at Maryland (2-13-1991)
30 James Forrest vs. Georgia State (12-12-1992)
30 James Forrest vs. Coastal Carolina (11-28-1994)
30 Travis Best vs. Maryland (2-4-1995)
30 Drew Barry at North Carolina (2-10-1996)
30 Matt Harpring at Virginia (2-21-1996)
30 Matt Harpring vs. Coastal Carolina (12-17-1997)
30 Matt Harpring vs. North Carolina (2-8-1998)
30 Jason Collier at Florida State (2-11-1999)
30 B.J. Elder vs. North Carolina (2-10-2004)
30 Will Bynum vs. Wake Forest (1-27-2005)
30 Thaddeus Young vs. Wake Forest (3-8-2007)
30 Matt Causey vs. Virginia Tech (1-19-2008)
30 Lewis Clinch vs. Miami (3-4-2009)
30 Iman Shumpert vs. North Carolina (1-16-2010)
30 Iman Shumpert vs. North Carolina (1-16-2011)
30 Adam Smith at Pittsburgh (1-6-2016)
30 Marcus Georges-Hunt vs. Wake Forest (2-10-2016)
30 Josh Okogie vs. Miami (1-3-2018)

Rebounds

26 Jim Caldwell vs. Georgia (12-2-1963)
24 Pete Silas at Furman (1-31-1953)
23 Jim Caldwell vs. Mississippi State (1-25-1965)
22 Dick Lenholt vs. Georgia (2-17-1955)
22 Dave Denton vs. Kentucky (1-27-1958)
21 Frank Inman vs. Florida (2-23-1959)
21 Jim Caldwell vs. Mississippi (1-11-1964)
21 Jim Caldwell vs. Georgia (1-21-1964)
20 Bill Cohen vs. LSU (2-13-1956)
20 Jim Caldwell vs. Florida State (2-15-1964)
20 Jim Caldwell at Ohio State (1-2-1965)
20 Mike Green vs. St. Bonaventure (12-28-1974)
19 Pete Silas at Mississippi (2-7-1953)
19 Lenny Cohen vs. Duke (11-30-1956)
19 Dave Denton vs. Tulane (2-8-1958)
19 Alan Nass vs. Georgia (12-1-1960)
19 Jim Caldwell at Furman (12-3-1962)
19 Jim Caldwell vs. Vanderbilt (2-13-1963)
19 Jim Caldwell at Furman (1-9-1965)
19 Jim Wood vs. Presbyterian (1-24-1975)
19 Ivano Newbill vs. Tulane (12-27-1990)
19 Malcolm Mackey vs. Ohio State (3-17-1991)
19 Matt Geiger vs. St. Bonaventure (12-30-1991)
19 Alvin Jones vs. Iona (12-27-1998)
19 Charles Mitchell at Clemson (2-13-2016)
19 Moses Wright vs. Georgia State (11-25-2020)

! performances vaced by the NCAA Committee on Infractions

RECORDS

SINGLE-GAME HIGHS

20 Points/20 Rebounds

39/24 Pete Silas at Furman (1-31-1953)
33/20 Jim Caldwell vs. Florida State (2-15-1964)
29/23 Jim Caldwell vs. Mississippi State (1-25-1965)

Field Goals

18 Rich Yunkus vs. Georgia State (2-17-1970)
18 Rich Yunkus vs. Florida State (1-24-1970)
18 Pres Judy at Florida State (2-24-1968)
18 Kenny Anderson vs. Loyola Marymount (12-22-1990)
17 Pete Silas at Furman (1-31-1953)
17 Rich Yunkus at Tulane (3-1-1969)
17 Rich Yunkus vs. Furman (1-15-1970)
16 Roger Kaiser vs. Georgia Southern (2-13-1960)
16 Rich Yunkus at Georgia (12-4-1970)
16 Rich Yunkus vs. Georgia (2-3-1971)
16 Rich Yunkus at UCLA (12-27-1969)
16 Jim Wood vs. Georgia (3-5-1975)
16 James Forrest vs. Maryland (1-4-1994)
15 Last: Gani Lawal vs. Penn State (12-3-2008)

Field Goal Attempts

32 Sammy Drummer at DePaul (1-2-1979)
32 Dennis Scott vs. LSU (3-17-1990)
31 Jim Caldwell vs. Texas Tech (12-30-1964)
30 Sammy Drummer at Georgia (1-11-1978)
29 Pete Silas at Tampa (1-2-1953)
29 Rich Yunkus at UTEP (12-20-1968)
29 Rich Yunkus at SMU (12-10-1969)
29 Rich Yunkus at UCLA (12-27-1969)
29 Kenny Anderson vs. Howard (1-2-1991)
28 Last: Glen Rice vs. Florida State (2-10-2011)

3-Point Field Goals

11 Dennis Scott vs. Houston (12-28-1988)
9 Dennis Scott at North Carolina (1-28-1989)
9 Drew Barry at North Carolina (2-10-1996)
9 Tony Akins at Florida State (2-21-2000)
9 Lewis Clinch vs. Miami (3-4-2009)
8 Mark Price vs. Virginia (3-12-1983)
8 Dennis Scott vs. Georgia State (1-12-1988)
8 Dennis Scott vs. Pittsburgh (12-4-1989)
8 Fred Vinson at North Carolina (2-12-1994)
8 Adam Smith at Pittsburgh (1-6-2016)
7 Dennis Scott vs. Coastal Carolina (11-28-1988)
7 Dennis Scott vs. North Carolina (3-1-1989)
7 Brian Oliver vs. Wake Forest (2-7-1990)
7 Dennis Scott vs. Maryland (2-13-1990)
7 Dennis Scott at North Carolina (2-28-1990)
7 Dennis Scott vs. Minnesota (3-25-1990)
7 Dennis Scott vs. UNLV (3-31-1990)
7 Kenny Anderson vs. Howard (1-2-1991)
7 Jon Barry at Wake Forest (1-18-1992)
7 Shaun Fein vs. Wofford (11-17-2000)
7 Shaun Fein at Clemson (1-24-2001)
7 B.J. Elder vs. North Carolina (2-10-2004)
7 B.J. Elder vs. Michigan (11-30-2004)
7 Anthony Morrow at Michigan State (11-30-2005)
7 Anthony Morrow vs. Winston-Salem State (1-3-2007)
7 Matt Causey vs. Virginia Tech (1-19-2008)
7 Lewis Clinch vs. Florida State (3-13-2009)
7 Michael Devoe vs. Miami (2-20-2021)

3-Point Field Goal Attempts

19 Dennis Scott vs. Houston (12-28-1988)
18 Dennis Scott at North Carolina (1-28-1989)
18 Lewis Clinch vs. Florida State (3-13-2009)
17 Drew Barry at North Carolina (2-10-1996)
16 Kenny Anderson vs. Howard (1-2-1991)
16 Lewis Clinch vs. Miami (3-4-2009)
15 Dennis Scott vs. North Carolina (3-10-1989)
15 Dennis Scott at North Carolina (2-28-1990)
15 Lewis Clinch at North Carolina (2-28-2009)

Free Throws

19 Rich Yunkus vs. North Carolina (2-14-1970)
19 Tom Hammonds vs. Iowa State (3-18-1988)
18 Frank Samoylo vs. Georgia (2-2-1972)
18 Kenny Anderson vs. Georgia (12-19-1990)
17 Gani Lawal at Charlotte (1-2-1910)
16 Bobby Kimmel vs. Canisius (12-31-1955)
16 Roger Kaiser vs. Kentucky (1-25-1960)
16 Rich Yunkus vs. Jacksonville (2-26-1970)
16 Peanut Murphy vs. Furman (12-22-1971)
15 Last: Marcus Georges-Hunt vs. Clemson (3-9-2016)

Free Throw Attempts

22 Moses Wright vs. Georgia State (11-25-2020)
22 Kenny Anderson vs. Georgia (12-19-1990)
21 Tom Hammonds vs. Iowa State (3-18-1988)
21 Jeremis Smith at Georgia (12-7-2005)
20 Bobby Kimmel vs. Canisius (12-31-1955)
20 Rich Yunkus vs. North Carolina (2-14-1970)
20 Rich Yunkus vs. Jacksonville (2-26-1970)
20 Frank Samoylo vs. Georgia (2-2-1972)
20 Gani Lawal at Charlotte (1-2-2010)
19 Terry Randall at Kentucky (1-5-1957)
19 Roger Kaiser vs. Kentucky (1-30-1961)
19 Peanut Murphy vs. Furman (12-22-1971)
19 Alvin Jones vs. Charleston Southern (11-16-1998)
19 Gani Lawal at Chattanooga (12-14-2009)

Assists

19 Craig Neal vs. Duke (2-28-1988)
18 Kenny Anderson vs. Pittsburgh (12-28-1989)
17 Craig Neal vs. Virginia (2-25-1988)
17 Kenny Anderson vs. North Carolina (2-1-1990)
14 Mark Price vs. Monmouth (1-17-1985)
14 Craig Neal at Duke (2-3-1988)
14 Craig Neal at Maryland (2-8-1988)
14 Craig Neal at NC State (2-20-1988)
14 Brian Oliver vs. Clemson (1-25-1989)
13 Steve Sherbak vs. Oklahoma City (2-28-1973)
13 Craig Neal vs. North Carolina A&T (1-14-1987)
13 Craig Neal vs. Maryland (2-17-1988)
13 Kenny Anderson vs. Fordham (2-15-1990)
13 Kenny Anderson vs. Morgan State (11-27-1990)
13 Kenny Anderson at North Carolina (1-27-1991)
13 Jon Barry vs. NC State (2-29-1992)
13 Drew Barry at Virginia (1-22-1995)
12 Last time: Iman Shumpert vs. Penn State (12-3-2008)

Steals

9 Jose Alvarado vs. NC State (1-25-2020)
8 Kenny Anderson vs. Duke (1-30-1991)
7 Mark Price vs. Clemson (1-26-1984)
7 Mark Price vs. Texas A&M (12-20-1985)
7 Travis Best vs. Georgia State (12-12-1992)
7 Stephon Marbury vs. Georgetown (11-22-1995)
7 Jarrett Jack vs. NC State (3-14-2003)
7 Javaris Crittenton vs. Clemson (2-3-2007)
7 Iman Shumpert vs. Virginia Tech (1-25-2011)
6 Mark Price vs. Clemson (3-7-1986)
6 Bruce Dalrymple vs. Virginia (3-8-1985)
6 George Thomas vs. Newberry (1-12-1981)
6 Kenny Anderson vs. Georgia (12-19-1990)
6 Kenny Anderson vs. Howard (1-2-1991)
6 Matt Harpring vs. Florida A&M (11-26-1994)
6 Travis Best vs. East Carolina (12-3-1994)
6 Travis Best vs. Cincinnati (12-28-1994)
6 Matt Harpring at Florida State (1-29-1995)
6 Drew Barry at NC State (2-25-1995)
6 Drew Barry vs. Manhattan (11-15-1995)
6 Tony Akins vs. Kentucky (12-19-1998)
6 Shaun Fein vs. Florida A&M (2-5-2000)
6 Jarrett Jack vs. Hofstra (11-20-2003)
6 Iman Shumpert vs. Clemson (2-22-2009)
6 Iman Shumpert vs. Virginia Tech (3-6-2010)
6 Iman Shumpert at Wake Forest (3-3-2011)
6 Jose Alvarado vs Notre Dame (2-06-2021)
6 Moses Wright vs Florida St. (1-30-2021)
6 Jose Alvarado vs Florida St. (1-30-2021)
6 Jose Alvarado at Virginia (1-23-2021)
6 Jose Alvarado vs Georgia St. (11-25-2020)

Blocked Shots

11 Alvin Jones vs. Winthrop (11-24-1997)
9 Alvin Jones vs. Georgetown (3-16-1998)
9 Alvin Jones vs. Charleston Southern (11-16-1998)
9 Ben Lammers vs. Southern (11-14-2016)
8 Alvin Jones vs. Georgia Southern (1-28-1998)
8 Alvin Jones vs. Delaware State (12-6-1997)
8 Alvin Jones vs. Coastal Carolina (12-17-1997)
8 Alvin Jones vs. Mount St. Mary's (12-30-1998)
8 Alvin Jones vs. Mercer (11-19-1999)
8 Alvin Jones vs. Harvard (12-28-2000)
8 Alvin Jones vs. Maryland (1-6-2001)
8 Ben Lammers at Virginia Tech (1-18-3017)
8 Ben Lammers vs. Mississippi (3-21-2017)
8 Ben Lammera vs. Bethune-Cookman (11-19-2017)
8 James Banks III vs. Bethune-Cookman (12-1-2019)
7 Alvin Jones vs. North Texas (12-31-1997)
7 Alvin Jones vs. Virginia (2-9-2000)
7 John Salley vs. Wake Forest (2-10-1985)
7 Matt Geiger vs. Virginia (3-13-1992)
7 Eddie Elisma vs. Manhattan (11-15-1995)
7 Daniel Miller vs. Charleston Southern (11-12-2010)
7 Ben Lammers vs. Grambling State (12-1-2017)
7 James Banks III vs. Clemson (2-6-2019)
7 James Banks III vs. Duke (1-8-2020)
7 Moses Wright at Louisville (2-1-2021)

! performances vaced by the NCAA Committee on Infractions

ACC Game Individual Highs

30-Point Games

37 Dennis Scott vs. North Carolina (2-1-1990)
36 Dennis Scott at Wake Forest (1-6-1990)
36 Dennis Scott at Duke (1-28-1990)
36 Dennis Scott vs. Maryland (2-13-1990)
36 James Forrest vs. Maryland (1-4-1994)
36 B.J. Elder vs. Clemson (1-27-2004)
35 Brook Steppe vs. Duke (2-20-1982)
35 Will Bynum vs. North Carolina (3-12-2005)
35! Josh Okogie vs. Florida State (1-25-2017)
34 Duane Ferrell at Clemson (3-5-1988)
34 Brian Oliver vs. North Carolina (2-1-1990)
34 Brian Oliver vs. Clemson (3-3-1990)
33 Mark Price vs. Virginia (3-12-1983)
33 Dennis Scott at North Carolina (2-28-1990)
33 Kenny Anderson at Virginia (2-19-1991)
33 Tony Akins at Florida State (2-21-2000)
33 Marvin Lewis vs. Florida State (1-14-2003)
33 Moses Wright at Syracuse (2-22-2020)
32 Dennis Scott at Clemson (1-25-1990)
32 Kenny Anderson vs. Wake Forest (1-6-1991)
32 Kenny Anderson vs. Clemson (1-24-1991)
32 Kenny Anderson vs. Duke (1-30-1991)
32 Jon Barry vs. Florida State (1-23-1992)
32 Michael Maddox vs. North Carolina (2-8-1998)
32 Lewis Clinch vs. Clemson (3-12-2009)
31 Lenny Horton vs. Wake Forest (1-26-1980)
31 Mark Price at Virginia (2-14-1983)
31 Tom Hammonds vs. Maryland (2-4-1989)
31 Dennis Scott vs. Duke (3-10-1990)
31 Brian Oliver vs. Duke (3-10-1990)
31 Matt Harpring at Florida State (2-18-1998)
31 Moses Wright vs. Syracuse (2-27-2021)
30 Mark Price vs. NC State (2-2-1983)
30 Tom Hammonds at Wake Forest (2-13-1988)
30 Tom Hammonds at Wake Forest (1-7-1989)
30 Dennis Scott vs. Duke (1-11-1990)
30 Kenny Anderson vs. Maryland (2-13-1991)
30 Travis Best at Maryland (2-4-1995)
30 Drew Barry at North Carolina (2-10-1996)
30 Matt Harpring at Virginia (2-21-1996)
30 Matt Harpring vs. North Carolina (2-8-1998)
30 Jason Collier vs. Florida State (2-11-1999)
30 B.J. Elder vs. North Carolina (2-10-2004)
30 Will Bynum vs. Wake Forest (1-27-2005)
30 Thaddeus Young vs. Wake Forest (3-8-2007)
30 Matt Causey vs. Virginia Tech (1-19-2008)
30 Lewis Clinch vs. Miami (3-4-2009)
30 Iman Shumpert vs. North Carolina (1-16-2010)
30 Iman Shumpert vs. North Carolina (1-16-2011)
30 Adam Smith at Pittsburgh (1-6-2016)
30 Marcus Georges-Hunt vs. Wake Forest (2-10-2016)
30 Josh Okogie vs. Miami (1-3-2018)

Rebounds

19 Charles Mitchell at Clemson (2-13-2016)
18 Alvin Jones vs. North Carolina (2-3-2001)
18 Gani Lawal vs. Miami (2-10-2010)
18 Derrick Favors vs. Maryland (2-20-2010)
17 Malcolm Mackey vs. NC State (1-27-1991)
17 Malcolm Mackey vs. Maryland (1-5-1993)
17 Alvin Jones vs. Florida State (2-11-1999)
17 Luke Schenscher vs. North Carolina (3-12-2004)
17 Gani Lawal vs. Duke (1-14-2009)
17 Gani Lawal vs. Maryland (1-10-2009)
17 Ben Lammers vs. Boston College (2-11-2017)
16 Tom Hammonds vs. N. Carolina (3-10-1989)
16 Malcolm Mackey vs. Duke (1-11-1990)
16 Malcolm Mackey vs. NC State (3-8-1991)
16 Malcolm Mackey vs. Maryland (2-6-1993)
16 Matt Harpring vs. North Carolina (2-8-1998)
16 Alvin Jones vs. North Carolina (3-10-2001)
16 Ben Lammers at Pittsburgh (1-13-2018)
16 Josh Okogie at Florida State (1-24-2018)
16 Moses Wright vs. Louisville (2-1-2021)
16 Moses Wright vs. Syracuse (2-27-2021)
15 Tom Hammonds vs. Maryland (2-17-1988)
15 Malcolm Mackey vs. NC State (3-9-1990)
15 Malcolm Mackey vs. Clemson (1-24-1991)
15 Matt Harpring vs. North Carolina (1-10-1996)
15 Matt Harpring vs. Wake Forest (2-11-1998)
15 Luke Schenscher vs. Virginia (1-8-2005)
15 Luke Schenscher vs. Clemson (3-5-2005)
15 Ben Lammers vs. Pittsburgh (3-7-2017)
15 James Banks III vs. Duke (1-8-2020)

Field Goals

16 James Forrest vs. Maryland (1-4-1994)
15 Lenny Horton vs. Wake Forest (1-26-1980)
15 Duane Ferrell at Clemson (3-5-1988)
14 Duane Ferrell at NC State (2-20-1988)
14 Tom Hammonds vs. Duke (2-28-1988)
14 Kenny Anderson at Virginia (2-19-1991)
14 Moses Wright at Syracuse (2-22-2020)
14 Moses Wright vs. Syracuse (2-27-2021)
13 Mark Price at Duke (2-23-1985)
13 Tom Hammonds at NC State (2-20-1988)
13 James Forrest vs. Duke (3-12-1993)
13 Michael Maddox vs. North Carolina (2-8-1998)
13 Iman Shumpert vs. North Carolina (1-16-2011)
13 Tadric Jackson vs. Boston College (3-6-2018)
13 Moses Wright vs. Duke (3-2-2021)

Field Goal Attempts

29 Dennis Scott vs. Duke (1-11-1990)
28 Dennis Scott vs. North Carolina (2-1-1990)
28 Glen Rice, Jr., vs. Florida State (2-10-2011)
26 Dennis Scott at North Carolina (2-28-1990)
25 Dennis Scott vs. Maryland (2-13-1990)
25 Michael Maddox vs. North Carolina (2-8-1998)
25 Moses Wright vs. Syracuse (2-27-2021)
24 Tom Hammonds at NC State (2-20-1988)
24 Kenny Anderson at Clemson (1-25-1990)
24 Dennis Scott vs. Duke (3-10-1990)
24 Travis Best at Duke (2-9-1995)
24 Matt Harpring vs. North Carolina (2-8-1998)
24 Tadric Jackson vs. Boston College (3-6-2018)

Free Throws

15 Lenny Horton vs. NC State (12-29-1979)
15 Travis Best vs. Maryland (2-4-1995)
15 Marcus Georges-Hunt vs. Clemson (3-9-2016)
14 Alvin Jones at Clemson (1-24-2001)
14 Mark Price vs. Duke (3-9-1985)
14! Josh Okogie vs. Florida State (1-25-2017)
13 Jason Collier vs. Virginia (2-25-1999)
13 Maurice Miller at Virginia Tech (2-23-2008)
13 Jose Alvarado at Wake Forest (2-19-2020)
12 Brian Oliver at Wake Forest (1-7-1989)
12 Brian Oliver vs. NC State (2-17-1990)
12 Matt Harpring at Maryland (2-21-1998)

Free Throw Attempts

19 Alvin Jones at Clemson (1-24-2001)
17 Lenny Horton vs. NC State (12-29-1979)
17! Josh Okogie vs. Florida State (1-25-2017)
16 Brian Oliver at NC State (2-17-1990)
16 Travis Best vs. Maryland (2-4-1995)
16 Jason Collier vs. Virginia (2-25-1999)
16 Marcus Georges-Hunt at Florida State (2-17-2016)
16 Marcus Georges-Hunt vs. Clemson (3-9-2016)
15 Alvin Jones at Florida State (1-27-2001)
15 Jose Alvarado at Wake Forest (2-19-2020)

3-Point Field Goals

9 Dennis Scott at North Carolina (1-28-1989)
9 Drew Barry at North Carolina (2-10-1996)
9 Tony Akins at Florida State (2-21-2000)
9 Lewis Clinch vs. Miami (3-4-2009)
8 Mark Price vs. Virginia (3-12-1983)
8 Fred Vinson at North Carolina (2-12-1994)
8 Adam Smith at Pittsburgh (1-6-2016)
7 Dennis Scott vs. North Carolina (3-1-1989)
7 Dennis Scott vs. Wake Forest (2-7-1990)
7 Dennis Scott vs. Maryland (2-13-1990)
7 Dennis Scott at North Carolina (2-28-1990)
7 Jon Barry at Wake Forest (1-18-1992)
7 Shaun Fein at Clemson (1-24-2001)
7 B.J. Elder vs. North Carolina (2-10-2004)
7 Matt Causey vs. Virginia Tech (1-19-2008)
7 Lewis Clinch vs. Florida State (3-13-2009)
7 Michael Devoe at Miami (2-20-2021)

3-Point Field Goal Attempts

18 Dennis Scott at North Carolina (1-28-1989)
18 Dennis Scott vs. Florida State (3-13-2009)
17 Drew Barry at North Carolina (2-10-1996)
16 Lewis Clinch vs. Miami (3-4-2009)
15 Dennis Scott vs. North Carolina (3-10-1989)
15 Dennis Scott at North Carolina (2-28-1990)
15 Lewis Clinch at North Carolina (2-28-2009)
14 Dennis Scott vs. North Carolina (3-1-1989)
14 Dennis Scott vs. Virginia (2-22-1990)
14 Fred Vinson vs. Maryland (1-4-1994)
14 Matt Harpring at Clemson (1-30-1997)
14 Tony Akins at Florida State (2-21-2000)

Assists

19 Craig Neal vs. Duke (2-28-1988)
17 Craig Neal vs. Virginia (2-25-1988)
17 Kenny Anderson vs. North Carolina (2-1-1990)
14 Craig Neal at Duke (2-3-1988)
14 Craig Neal at Maryland (2-8-1988)
14 Craig Neal at NC State (2-20-1988)
14 Brian Oliver vs. Clemson (1-25-1989)
13 Craig Neal vs. Maryland (2-17-1988)
13 Kenny Anderson at North Carolina (1-27-1991)
13 Jon Barry vs. NC State (2-29-1992)
13 Drew Barry at Virginia (1-22-1995)

Steals

9 Jose Alvarado vs. NC State (1-25-2020)
8 Kenny Anderson vs. Duke (1-30-1991)
7 Mark Price vs. Clemson (1-26-1984)
7 Jarrett Jack vs. NC State (3-14-2003)
7 Javaris Crittenton vs. Clemson (2-3-2007)
7 Iman Shumpert vs. Virginia Tech (1-25-2011)
6 Mark Price vs. Clemson (3-7-1986)
6 Bruce Dalyrmple vs. Virginia (3-8-1985)
6 Matt Harpring at Florida State (1-29-1995)
6 Drew Barry at NC State (2-25-1995)
6 Iman Shumpert vs. Clemson (2-22-2009)
6 Iman Shumpert vs. Virginia Tech (3-6-2010)
6 Iman Shumpert at Wake Forest (3-3-2011)
6 Jose Alvarado vs Notre Dame (2-06-2021)
6 Moses Wright vs Florida St. (1-30-2021)
6 Jose Alvarado vs Florida St. (1-30-2021)
6 Jose Alvarado at Virginia (1-23-2021)
6 Jose Alvarado vs Georgia St. (11-25-2020)

Blocked Shots

8 Alvin Jones vs. Maryland (1-6-2001)
8 Ben Lammers at Virginia Tech (1-18-2017)
7 John Salley vs. Wake Forest (2-10-1985)
7 Matt Geiger vs. Virginia (3-13-1992)
7 Alvin Jones vs. Virginia (2-9-2000)
7 Ben Lammers vs. Syracuse (2-19-2017)
7 James Banks III vs. Clemson (2-6-2019)
7 James Banks III vs. Duke (1-8-2020)
7 Moses Wright at Louisville (2-1-2021)
6 Alvin Jones at NC State (1-25-1998)
6 Alvin Jones vs. Maryland (1-21-1998)
6 Alvin Jones vs. NC State (2-2-1999)
6 Alvin Jones vs. Virginia (3-9-2001)
6 Alade Aminu vs. Wake Forest (1-31-2009)
6 Gani Lawal vs. Boston College (1-20-2009)
6 Daniel Miller vs. Virginia (2-8-2014)
6 Daniel Miller at Syracuse (3-4-2014)
6 Ben Lammers vs. Virginia (1-18-2018)

! performances vaced by the NCAA Committee on Infractions

SINGLE-GAME TEAM HIGHS

100-Point Games

135 vs. Loyola Marymount (12-22-1990)
121 Georgia State (1-10-1989)
120 vs. Texas (11-27-1991)
120 Georgia State (11-25-2021)
119 USC-Aiken (11-25-1985)
116 Cornell (11-13-2015)
114 Alcorn State (11-20-1987)
113 Arkansas-Pine Bluff (11-23-2002)
112 Texas Christian (12-1-1965)
112 vs. Georgia, 3ot (12-19-1990)
112 Florida A&M (12-1-1992)
112 Florida A&M (11-26-1994)
112 Lafayette (12-10-1994)
112 Wake Forest, 2ot (3-8-2007)
111 Georgia State (1-12-1988)
111 vs. Pittsburgh (12-28-1989)
111 at Florida State, 2ot (2-11-1999)
111 at Clemson (1-24-2001)
110 Wyoming (12-22-1958)
110 Furman (2-8-1966)
109 Coastal Carolina (12-19-1989)
108 Tennessee Tech (12-14-1978)
108 Augusta (12-12-1987)
108 Georgia State (11-24-1989)
107 Green Bay (11-19-2015)*
106 South Carolina State (1-13-1983)
105 Youngstown State (12-29-1992)
105 Virginia (2-14-1998)
104 vs. North Carolina (2-14-1970)
104 Maryland (2-17-1988)
103 Charleston Southern (11-16-1998)
103 vs. Boston College (3-17-1996)
103 Georgia State (11-16-2006)
102 Tulane (3-1-1971)
102 North Carolina (2-1-1990)
102 Georgia State (12-12-1992)
102 Wake Forest, ot (1-27-2005)
101 Georgia State (2-17-1970)
101 Baptist (12-10-1988)
101 North Carolina A&T (12-11-1989)
101 Wake Forest (1-6-1991)
101 Clemson (3-8-1992)
100 Western Carolina (2-1-1979)
100 Southern Illinois (1-5-1970)
100 Augusta (11-24-1990)
100 East Carolina (12-3-1994)
100 Maryland (2-4-1995)
100 North Carolina, 2ot (2-8-1998)
100 Grambling State (11-24-1999)
100 Jackson State (11-13-2006)
100 Florida A&M (11-14-2009)

Last time Tech scored 100 points

Fewest Points

3 at Vanderbilt (2-27-1920)
4 at Macon YMCA (2-14-1920)
6 Auburn (2-17-1906)
8 Auburn (2-4-1909)
8 at Georgia (2-14-1914)
9 at Georgia (1-22-1909)
11 at Chattanooga (2-7-1920)
12 at Atlanta Athletic Club (1-28-1909)
12 at Georgia (2-15-1913)

Since 1949-50

28 at Virginia (1-22-1915)
34 at NC State (12-30-1949)
36 Auburn (2-7-1961)
36 vs. Miami (3-8-2012)
37 at Virginia (12-1-1979)
37 at Boston College (1-19-1980)
37 Clemson (2-21-2012)
38 at Wake Forest (2-6-1982)
38 Georgia (12-6-1980)
38 Virginia (1-19-2012)
39 vs. North Carolina (3-4-1982)
39 vs. Cincinnati (3-2-1978)
39 at Auburn (2-5-1962)
39 at Alabama (1-14-1950)
39 vs. Kentucky (12-19-1998)

Largest Margin of Victory

61 Southern Bell (1-28-1927)
59 USC-Aiken (11-25-1985)
57 Baptist (11-27-1978)
56 Florida A&M (11-26-1994)
53 Md.-Eastern Shore (1-3-1985)
51 Tennessee State (12-6-2003)
51 Winston-Salem State (1-3-2007)
50 Marist (12-23-2003)
47 Maine (1-4-1971)
45 Tennessee Tech (12-14-1978)
45 at Chattanooga (1-2-1950)
45 at Centenary (12-22-2007)
45 Winston-Salem State (11-14-2008)
44 Wofford (11-29-1982)
44 University of the South (12-13-1982)
44 Wofford (1-31-1977)
43 Flagler (12-12-1983)
43 Naval Air Station (1-14-1944)
43 Wofford (11-17-2000)
43 Elon (11-10-2006)

Largest Margin of Defeat

69 at Georgia (1-22-1909)
60 Macon YMCA (1-17-1920)
56 Georgia (1-29-1909)
53 at Kentucky (1-7-56)
53 at Duke (1-4-2017)
52 at Kentucky (1-9-1954)
51 vs. Kentucky (2-2-1954)
50 at Georgia (2-14-1914)
47 at Furman (2-11-1954)
46 at Kentucky (2-19-1949)
45 vs. North Carolina (2-12-1972)

Most Points in a Half

82 vs. Loyola Marymount (12-22-1990, 2nd)
67 Georgia State (1-10-1989, 2nd)
67 Youngstown State (12-29-1992, 2nd)
65 Wofford (11-29-1982, 1st)
64 vs. Texas (11-27-1991, 2nd)
64 Louisville (12-20-1997, 2nd)
64 at Tennessee State (11-11-2007, 2nd)
63 vs. Pittsburgh (12-28-1989, 2nd)
63 Arkansas-Pine Bluff (11-23-2002, 2nd)
62 USC-Aiken (11-25-1985, 1st)
62 Coastal Carolina (12-19-1989, 1st)
62 Maryland (2-4-1995, 2nd)
62 Tennessee State (12-6-2003, 2nd)
62 vs. Memphis (11-21-2006, 2nd)
61 Augusta (12-12-1987, 1st)
61 Georgia State (1-12-1988, 2nd)
61 Lafayette (12-10-1994, 1st)
60 Florida A&M (12-1-1992, 2nd)
60 Florida A&M (11-26-1994, 2nd)

Most Points - 1st Half

65 Wofford (11-29-1982)
62 USC-Aiken (11-25-1985)
62 Coastal Carolina (12-19-1990)
61 Augusta (12-12-1987)
61 Lafayette (12-10-1994)

Most Points - 2nd Half

82 vs. Loyola Marymount (12-22-1990)
67 Georgia State (1-10-1989)
67 Youngstown State (12-29-1992)
64 vs. Texas (11-27-1991)
64 Louisville (12-20-1997)
64 at Tennessee State (11-11-2007)
63 vs. Pittsburgh (12-28-1989)
63 Arkansas-Pine Bluff (11-23-2002)
62 Maryland (2-4-1995)
62 Tennessee State (12-6-2003)
62 vs. Memphis (11-21-2006)
61 Georgia State (1-12-1988)
60 Florida A&M (12-1-1992)
60 Florida A&M (11-26-1994)
60 Florida A&M (2-5-2000)

Most Points - OT Period

18 NC State (2-25-1996)
17 vs. Wake Forest (3-8-2007, 1st ot)
17 Duke (3-2-2021)
16 Auburn (2-4-1957)
16 NC State (2-29-1992)
16 at Virginia (1-27-2008)
15 Wake Forest (3-1-2008)
14 at Georgia (1-11-1961)
14 Georgia (2-23-1963)
14 vs. St. Bonaventure (12-28-1974)
14 at Notre Dame (2-24-1990)
14 vs. Georgia, 3rd ot (12-18-1990)
14 vs. Vanderbilt (12-18-1993)
14 Virginia (2-25-1999)
14 Georgia State (11-25-2020, 3rd ot)

**Tech scored 19 in exhibition game vs. Marathon Oil (11-17-84)*

Rebounds

77 Baylor (12-4-1958)
73 South Carolina (12-20-2958)
72 Georgetown (12-21-1963)
70 vs. Loyola Marymount (12-22-1990)
70 Georgia State (11-25-2020)
68 Hawaii (1-25-1969)
68 Oklahoma City (2-14-1959)
67 Georgia (12-11-1958)
67 Wyoming (12-22-1958)
67 Howard (1-3-1957)
67 Georgia State (1-10-1989)
66 Furman (1-2-1958)
66 Georgia Teachers College (12-1-1958)

Field Goals Made

52 USC-Aiken (11-25-1985)
52 Furman (2-8-1966)
51 Tennessee Tech (12-14-1978)
51 vs. Loyola Marymount (12-22-1990)
48 Wofford (11-29-1982)
48 Baptist (11-27-1978)
47 Cornell (11-13-2015)
45 Augusta (12-12-1987)
44 Georgia State (2-17-1970)
44 Florida State (2-25-1967)
44 Tulane (2-17-1966)
44 Alcorn State (11-20-1988)
44 Georgia State (11-24-1989)
44 Georgia State (12-12-1992)
44 Florida A&M (11-26-1994)

Field Goal Attempts

120 Tampa (1-2-1953)
104 at Mississippi (2-7-1953)
104 at Furman (1-13-1955)
100 at South Carolina (2-19-1955)
98 Southern Mississippi (1-31-1974)
98 Georgia State (11-25-2020)
97 South Carolina (12-20-1958)
97 vs. Loyola Marymount (12-22-1990)
95 South Carolina (12-20-1956)
95 William & Mary (12-21-1964)
93 Auburn (12-13-1973)

Highest Field Goal Pct.

.729 (35-48) Presbyterian (11-30-1981)
.720 (36-50) vs. Texas (12-27-2985)
.719 (41-57) Monmouth (1-17-1985)
.712 (37-52) Kentucky State (1-30-2010)
.708 (34-48) at Maryland (2-22-1986)
.702 (33-47) Duke (2-20-1982)
.681 (32-47) at East Carolina (2-17-1979)
.679 (36-53) NC State (1-27-1993)
.667 (52-78) USC-Aiken (11-25-1985)
.667 (40-60) Old Dominion (12-17-1985)
.661 (37-56) Md.-Eastern Shore (1-3-1985)
.660 (31-47) Louisville (2-14-1978)
.654 (34-52) West Chester St. (12-16-1981)
.653 (32-49) vs. Alabama (12-21-`979)
.652 (45-69) Augusta (12-12-1987)
.652 (30-46) Francis Marion (2-10-1982)

Lowest Field Goal Pct.

.200 (13-65) vs. Arkansas (12-30-1961)
.220 (18-82) at Florida (2-27-1956)
.237 (14-59) Auburn (2-3-1959)
.239 (17-71) Auburn (12-7-1964)
.241 (13-54) Auburn (1-23-1962)
.242 (15-62) vs. Kentucky (12-19-1998)
.245* (12-49) at Virginia (1-22-2015)
.250 (13-52) Auburn (2-7-1961)
.254 (18-71) at Florida State (2-28-2001)
.260 (19-73) Kentucky (1-28-1957)
.260 (20-77) vs. Georgia (12-29-1960)
.263 (20-76) Oklahoma City (2-14-1959)
.264 (19-72) Duke (11-30-1956)
.272 (22-81) Ga. Teachers Coll. (12-1-1958)
.274 (20-73) North Carolina (1-29-2000)
.292 (14-48) Virginia (1-19-2012)
.295 (13-44) Miami (1-18-2014)

**Last Tech team to shoot under 30 percent*

3-Point Field Goals

17 at Clemson (1-24-2001)
16 at North Carolina (2-10-1996)
16 vs. Boston College (3-17-1996)
17 Clemson (1-20-2021)
15 The Citadel (11-20-1998)
15 at Virginia (2-23-2002)
15 Seton Hall (3-11-1998)
15 ay North Carolina (2-12-1994)
14 Last time: Cornell (1-8-2003)

3-Point FG Attempts

37 at North Carolina (2-10-1996)
35 North Carolina, 2 ot (2-8-1998)
34 at Florida State, 2 ot (2-11-1999)
34 The Citadel (11-20-1998)
34 Grambling State (11-4-1999)
34 at Georgia (12-8-1999)
34 Morehead State (12-18-1999)
34 vs. Kentucky (1-5-2000)
33 Maryland (2-19-1997)
33 Maryland (1-4-1994)
33 vs. North Carolina (3-10-2001)

Highest 3-Pt. FG Pct.

Minimum 8 attempts

.778 (7-9) vs. Texas (11-27-1991)
.778 (7-9) at Louisville (1-6-1988)
.778 (7-9) Maryland (2-17-1988)
.750 (9-12) at Maryland (2-8-1988)
.750 (6-8) Duke (1-10-1993)
.727 (8-11) Alcorn State (1-18-1989)
.727 (8-11) at Duke (2-4-2015)
.688 (11-16) Coastal Carolina (12-19-1989)
.667 (6-9) Vanderbilt (1-3-2006)
.667 (8-12) vs. Maryland (3-12-2010)
.636 (7-11) at Duke (1-28-1990)
.625 (10-16) at Louisville (2-10-1990)
.625 (10-16) at NC State (1-15-2017)
.619 (13-21) UNC Greensboro (12-28-1999)
.611 (11-18) at Florida State (2-9-2006)

Fewest 3-Pt. Field Goals

(made-attempts)

0-0 vs. Boston College (12-19-1986)
0-0 vs. SMU (12-20-1986)
0-0 vs. Rutgers (12-27-1986)
0-0 at Old Dominion (1-12-1987)
0-1 at North Carolina (1-24-1987)
0-1 Maryland (2-1-1987)
0-2 vs. Air Force (12-11-2004)
0-3 Pennsylvania (12-1-1986)
0-3 Duke (1-29-1987)
0-3 vs. Virginia (3-6-1987)
0-4 North Carolina A&T (1-14-1987)
0-5 Duke (2-23-2005)
0-12 at Virginia (1-22-2015)

Free Throws

46 Furman (12-22-1971)
41 Georgia State (11-25-2020)
40 vs. North Carolina (2-14-1970)
40 vs. Canisius (12-31-1955)
37 at Auburn (12-19-1970)
37 at Florida State (1-31-1966)
37 Notre Dame (2-25-1989)
36 Rice (1-2-1971)
36 Florida (2-28-1955)
36 vs. Iowa State (3-18-1988)
35 at Alabama (12-30-1958)
35 vs. Memphis (11-21-2006)

Free Throw Attempts

59 Georgia State (11-25-2020)
56 Furman (12-22-1971)
53 Charleston Southern (11-16-1998)
51 vs. Canisius (12-31-1955)
51 Vanderbilt (1-26-1953)
50 Georgia (2-2-1972)
50 at Kentucky (1-5-1957)
50 vs. Memphis (11-21-2006)
49 Arkansas-Pine Bluff (11-23-2002)
48 vs. Florida (12-29-1952)
47 at Auburn (12-19-1970)
47 vs. North Carolina (2-14-1970)
47 Wyoming (12-22-1958)
47 at Furman (1-13-1955)
46 at Florida State (1-31-1966)
46 at Alabama (12-30-1958)
46 LSU (2-13-1956)
46 vs. Georgia, 3 ot (12-19-1990)

Highest Free Throw Pct.

Minimum 15 attempts

1.000 (18-18) at Maryland (2-2-1985)
1.000 (15-15) Baptist (11-27-1978)
.964 (27-28) Maryland (1-3-1996)
.960 (24-25) vs. Oklahoma St. (3-19-2010)
.958 (23-24) Florida State (2-15-1965)
.957 (22-23) at Duke (2-26-1983)
.957 (22-23) Maryland (2-4-1989)
.955 (21-22) at Florida State (2-24-1968)
.952 (20-21) Coppin State (12-27-2017)
.944 (17-18) vs. Connecticut (2-11-2007)
.941 (16-17) Richmond (12-22-1988)
.941 (16-17) at Wake Forest (3-2-2005)
.933 (14-15) NC State (12-19-1962)
.933 (14-15) Duke (1-30-1984)
.933 (14-15) Clemson (2-23-2016)
.931 (27-29) at Auburn (2-15-1972)
.923 (24-26) VCU (12-15-2015)
.920 (23-25) Rice (12-5-1964)
.920 (23-25) at Georgia (1-11-1961)

Lowest Free Throw Pct.

Minimum 15 attempts

.333 (6-18) vs. Florida State (3-9-2000)
.368 (7-19) Duke (1-14-2009)
.375 (9-24) Coll. of Charleston (1-16-1993)
.389 (7-18) at Notre Dame (12-30-2017)
.400 (8-20) at Alabama (2-3-1962)
.400 (8-20) vs. NC State (2-11-1972)
.400 (6-15) North Carolina A&T (12-11-1989)
.412 (7-17) vs. Iona (1-4-1983)
.421 (8-19) at Duke (2-3-1988)
.429 (9-21) vs. Virginia (3-9-2001)
.438 (7-16) at Alabama (12-11-1972)
.438 (7-16) at Louisville (1-11-1997)
.438 (7-16) vs. Kentucky (12-19-1998)
.445 (11-25) IPFW (11-21-2014)
.450 (9-20) at Air Force (2-5-1972)
.462 (6-13) at Virginia (2-23-2011)
.467 (7-15) SMU (12-3-1968)
.467 (7-15) vs. Santa Clara (12-30-1995)
.467 (7-15) vs. Alabama (11-27-1997)
.471 (8-17) at Alabama (12-17-1962)
.472 (25-53) Charleston So. (11-16-1998)

Assists

34 Youngstown State (12-29-1992)
31 Monmouth (1-17-1985)
31 Georgia State (12-7-1991)
31 NC State (1-27-1993)
31 Morgan State (12-23-2000)
30 Augusta (12-12-1987)
30 NC State (2-29-1992)
30 Georgia State (11-16-2006)
30 Cornell (11-13-2015)
29 Wake Forest (2-10-1985)
29 Maryland (2-17-1988)
29 Duke (2-28-1988)
29 Kentucky State (1-30-2010)
29 Kennesaw State (12-28-2018)

Blocked Shots

16 Southern (11-14-2016)
15 University of the South (12-13-1982)
15 Clemson (3-6-2008)
14 Winthrop (11-24-1997)
14 Virginia (1-8-2005)
13 Coastal Carolina (11-28-1994)
13 Georgia Southern (1-28-1998)
13 Alabama State (11-19-2004)
12 Georgia State (12-12-1992)
12 Coastal Carolina (12-17-1997)
12 at Tulane (12-3-2011)
12 Tennessee (11-16-2015)
12 Pittsburgh (2-20-2019)

Steals

24 Florida A&M (11-26-1994)
21 Saint Francis, Pa. (12-30-2006)
19 Alabama A&M (12-17-2003)
19 at Wake Forest (3-3-2011)
18 Winston-Salem State (12-29-2009)
17 Florida A&M (11-14-2009)
17 at Miami (2-3-2011)
16 University of the South (12-13-1982)
16 UNC-Asheville (11-18-2005)
16 at Mercer (11-22-2008)
16 NC State (2-14-2009)
16 Charleston Southern (11-12-2010)
16 Albany (11-17-2010)

Fewest Turnovers

4 vs. LSU (3-17-1990)
4 at Wake Forest (2-13-1988)
4 Tulane (11-9-2012)
5 Marist (12-23-2003)
5 at Virginia (2-24-2013)
5 at Notre Dame (1-13-2016)
5 at Notre Dame (2-2-2020)
6 vs. SMU (12-21-1986)
6 Virginia (1-19-1991)
6 Wake Forest (2-17-1996)
6 vs. Wake Forest (3-10-1996)
6 Virginia (2-14-1998)
6 Penn State (12-3-2008)
6 Savannah State (12-11-2010)
6 Wake Forest (3-3-2012)
6 Cornell (11-13-2015)
6 Duke (2-2-2016)
6 North Texas (11-24-2017)
6 Coppin State (12-27-2017)
6 at Virginia (2-21-2018)
6 vs. Notre Dame (3-12-2019)
6 at Virginia (01/23/2021)
6 vs Kentucky (12/06/2020)

ACC GAME TEAM HIGHS/LOWS

Most Points Scored
112 vs. Wake Forest (3-8-2007)
111 at Clemson (1-24-2001)
111 at Florida State, 2ot (2-11-1999)
105 Virginia (2-14-1998)
104 Maryland (2-17-1988)
102 North Carolina (2-1-1990)
102 Wake Forest, ot (1-27-2005)
101 Clemson (3-8-1992)
101 Wake Forest (1-6-1991)
100 Maryland (2-4-1995)
100 North Carolina, 2ot (2-8-1998)

Most Points Allowed
114 vs. Wake Forest, 2ot (3-8-2007)
110 at Duke (1-4-2017)
108 at Clemson (1-24-2001)
108 at Florida State, 2ot (2-11-1999)
107 North Carolina, 2ot (2-8-1998)
106 at Duke (2-26-1983)
104 at Duke (1-10-2002)
104 at North Carolina (2-28-2009)
103 at North Carolina (1-11-2004)
101 Wake Forest, ot (1-27-2005)
100 atNorth Carolina (1-24-1981)

Fewest Points Scored
28 at Virginia (1-22-2015)
36 vs. Miami (3-8-2012)
37 at Virginia (12-1-1979)
37 Clemson (2-21-2012)
38 at Wake Forest (2-6-1982)
38 Virginia (1-19-2012)
39 vs. North Carolina (3-4-1982)
40 at NC State (1-26-1982)
41 at Clemson (2-4-2014)
42 at Duke (1-7-1980)
42 at Virginia (2-16-1981)
42 Miami (1-18-2014)
42 Clemson (2-6-2019)
43 vs. Virginia Tech (3-10-2011)
45 at Maryland (12-23-1981)
45 Virginia (2-8-2014)
45 Syracuse (1-7-2015)
46 vs. NC State (3-6-1997)
46 at Duke (2-3-1982)
46 Wake Forest (1-27-2000)
47 vs. Virginia (3-5-1981)
47 Florida State (2-16-2019)
48 Virginia (1-18-2018)
49 at Virginia (1-21-2017)
49 Virginia Tech (1-9-2019)
49 at Florida state (2-2-2019)

Fewest Points Allowed
43 at Maryland (12-23-1981)
43 Maryland (2-19-1985)
45 at Clemson (2-4-2014)
46 Virginia (1-21-1985)
46 Florida State (1-30-2002)
46 Syracuse (1-7-2015)
47 at Duke (2-3-1982)
47 NC State (1-15-1984)
47 Virginia (2-9-2000)
47 Boston College (2-4-2012)
49 at Wake Forest (2-16-1980)
49 at NC State (1-26-1982)
49 at Wake Forest (2-19-1986)
49 at Virginia (2-22-1992)

Largest Margin of Victory
35 Wake Forest (1-19-2011)
31 Florida State (1-30-2002)
30 Clemson (2-1-1995)
27 North Carolina (2-1-1990)
27 Virginia (1-19-1991)
27 at Miami (2-20-2021)
26 at Wake Forest (3-3-2011)
24 at Clemson (2-6-2002)
24 NC State (1-11-2003)
23 Virginia (1-8-2005)
22 Maryland (2-17-1988)
22 Florida State (1-25-2017)
21 Florida State (1-27-1996)
21 Clemson (1-24-1991)
21 Virginia (2-9-2000)
21 Clemson (2-25-2001)

Largest Margin of Defeat
53 at Duke (1-4-2017)
44 at Duke (2-21-2001)
41 at Duke (1-9-1991)
41 at Virginia (2-16-1981)
41 at Duke (1-6-1999)
40 at North Carolina (1-24-1981)
37 Virginia (1-17-1981)
37 at North Carolina (1-24-1987)
33 Syracuse (12-7-2019)
32 at Virginia (2-7-1984)
32 Duke (2-9-2002)
32 Virginia (1-19-2012)
31 Maryland (2-21-1999)
30 at Virginia (2-27-2019)

Fewest Points - Both Teams
85 at Virginia (1-22-2015)
86 at Clemson (2-4-2014)
88 at Maryland (12-23-1981)
89 at NC State (1-26-1982)
90 Miami (3-8-2012)
91 at Wake Forest (2-6-1982)
91 Maryland (2-19-1985)
91 Syracuse (1-7-2015)
92 at Virginia (12-1-1979)
93 at Duke (2-3-1982)
93 Clemson (2-21-2012)
94 vs. North Carolina (3-4-1982)
95 Virginia (1-21-1985)
97 at Wake Forest (2-16-1980)
97 at Duke (1-7-1980)

Most Points - Half
62 Maryland (2-4-1995, 2nd)
59 at Clemson (1-24-2001, 1st)
58 Virginia (2-14-1998, 1st)
58 Clemson (3-8-1992, 2nd)
57 North Carolina (2-1-1990, 2nd)
57 Maryland (2-17-1988, 2nd)
56 Maryland (1-3-1996, 2nd)

Most Points Allowed - Half
61 at Wake Forest (3-2-2005, 2nd)
61 at Clemson (3-4-2006, 2nd)
61 at Duke (1-4-2017, 1st)
58 at Duke (1-10-2002, 1st)
58 at Duke (1-9-1991, 2nd)
57 at Duke (2-26-1983, 2nd)
56 North Carolina (3-2-1988, 2nd)
56 at NC State (2-20-1988, 2nd)
56 at North Carolina (1-4-2020, 2nd)
55 at Clemson (1-24-2001, 2nd)

Fewest Points - Half
12 at Virginia (1-22-2015, 2nd)
14 vs. Virginia (3-5-1981, 1st)
15 Clemson (2-14-2013, 1st)
15 North Carolina (2-11-1980, 1st)
15 Virginia (2-8-2014, 2nd)
15 Boston College (2-11-2017, 1st)
16 at Virginia (1-22-2015, 1st)
16 at Clemson (2-28-2015, 1st)
16 at Louisville (2-8-2018, 1st)
16 vs. Louisville (1-19-2019, 1st)
17 at Virginia (12-1-1979, 1st)
17 at Virginia (2-16-1981, 1st)
17 Maryland (2-19-1985, 1st)
17 Virginia (1-19-2012, 1st)
17 at Wake Forest (2-15-2012, 1st)
17 Miami (1-18-2014, 1st)
18 vs. Maryland (2-28-1980, 2nd)
18 NC State (2-2-1999, 1st)
18 at Wake Forest (2-16-1999, 1st)
18 at Clemson (2-2-2000, 1st)
18 Clemson (2-21-2012, 1st)
18 Syracuse (1-7-2015, 2nd)
18 Louisville (1-7-2017, 1st)
18 Clemson (2-6-2019, 2nd)

Fewest Points Allowed - Half
15 Florida State (1-25-2017, 1st)
16 at North Carolina (1-14-1980, 2nd)
17 at Maryland (2-28-1980, 2nd)
17 Virginia (1-19-1991, 1st)
17 Virginia (12-4-2005, 1st)
17 Louisville (2-23-2015, 1st)
18 Maryland (2-1-1991, 1st)
18 at Virginia Tech (2-9-2013, 1st)
18 vs. Rhode Island (11-30-2014, 1st)
18 at Northwestern (12-3-2014, 1st)
18 Syracuse (1-7-2015, 2nd)
18 Virginia Tech (2-4-2020, 1st)
18 at Miami (2-20-2021, 1st)
19 vs. Maryland (3-11-1983, 1st)
19 Virginia (1-21-1985, 2nd)
19 Maryland (2-19-1985, 1st)
19 vs. Virginia (3-8-1985, 1st)
19 vs. NC State (3-6-1997, 1st)
19 Florida State (1-30-2002, 2nd)
19 at Clemson (2-28-2004, 1st)
19 vs. NC State (3-13-2010, 1st)
19 Boston College (2-4-2012, 1st)
19 vs. Miami (3-8-2012, 1st)

Field Goals
40 North Carolina, 2ot (2-8-1998)
40 NC State, ot (2-29-1992)
38 at North Carolina (1-27-1991)
38 Duke (2-28-1988)
37 North Carolina (2-1-1990)
37 Virginia (2-14-1998)
36 Last: at Miami (2-20-2020)

Field Goal Attempts
89 North Carolina, 2ot (2-8-1998)
83 at North Carolina (1-27-1991)
82 at North Carolina (1-8-1998)
81 Maryland (1-4-1994)
78 Duke (1-11-1990)
77 at Florida State, 2ot (2-11-1999)
77 at North Carolina (2-3-2001)
76 at North Carolina (1-11-1995)

3-Point Field Goals
17 at Clemson (1-24-2001)
16 at North Carolina (2-10-1996)
16 Clemson (1-20-2021)
15 at North Carolina (2-12-1994)
15 at Virginia (2-23-2002)
14 Virginia (2-14-1998)
14 at Florida State, 2ot (2-11-1999)
14 Clemson (3-4-2000)
14 vs. Boston College (3-14-2013)
14 Syracuse (12-7-2019)
13 North Carolina (2-10-2004)
13 vs. Virginia (3-13-2008)

3-Point FG Attempts
37 at North Carolina (2-10-1996)
35 North Carolina, 2ot (2-8-1998)
34 at Florida State, 2ot (2-11-1999)
33 Maryland (1-4-1994)
33 Maryland (2-19-1997)
33 vs. North Carolina (3-10-2001)
33 Syracuse (12-7-2019)
32 at North Carolina (2-28-1990)
32 North Carolina (1-10-1996)

Free Throws
33 at NC State, 2ot (2-17-1990)
32 Maryland (2-4-1995)
31 Wake Forest, ot (1-27-2005)
30 Virginia, ot (2-25-1999)
30 Wake Forest, ot (3-1-2008)

Free Throw Attempts
44 Wake Forest, ot (3-1-2008)
41 Virginia, ot (2-25-1999)
40 Maryland (1-13-2002)
40 at NC State, 2ot (2-17-1990)
39 at Clemson (1-24-2001)
39 at Wake Forest (2-19-2020)
38 NC State (12-29-1979)
38 Wake Forest, ot (1-27-2005)

Rebounds
56 Florida State (1-27-1996)
54 Maryland (2-1-1991)
54 Virginia (1-8-2005)
53 Clemson (1-24-1991)
53 Florida State (1-25-2017)
52 North Carolina (2-1-1990)
52 Clemson (3-7-1993)
52 Clemson (1-19-2010)
51 at Clemson, ot (2-5-1992)
51 at Maryland (1-5-1993)
50 Duke (1-11-1990)
50 Virginia (1-19-1991)
50 Maryland (1-21-1998)
50 Virginia, ot (12-28-2008)
50 Wake Forest (1-19-2011)

Assists
31 NC State (1-27-1993)
29 Duke (2-28-1988)
29 Maryland (2-17-1988)
29 Wake Forest (2-10-1985)
26 Maryland (1-4-1994)
26 Syracuse (2-27-2021)

Steals
19 at Wake Forest (3-3-2011)
17 Clemson (2-3-3007)
17 at Miami (2-3-2011)
16 NC State (2-14-2009)
15 Maryland (1-25-2006)
15 Miami (3-6-2011)
15 North Carolina (12-31-2016)
15 at Syracuse (1-12-2019)
15 vs. Florida State (3-13-2021)
15 vs. Kentucky (12-6-2020)
14 North Carolina (2-27-1985)
14 North Carolina (1-12-1994)
14 Florida State (1-27-1996)
14 Wake Forest (2-22-2004)
14 at North Carolina (1-12-2005)
14 at Clemson (2-8-2005)
14 North Carolina (2-19-2013)
14 Syracuse (12-7-2019)

Blocked Shots
15 Clemson (3-6-2008)
14 Virginia (1-8-2005)
13 vs. Virginia (3-13-1992)
12 Pittsburgh (2-20-2019)
11 North Carolina (2-10-2004)
11 at Maryland (2-19-2004)
11 at Duke (3-3-2004)
11 Florida State (12-20-2009)
11 at Louisville (2-2-2021)
10 at Maryland (2-9-1992)
10 Clemson (1-24-1991)
10 at Virginia (1-15-1998)
10 at Maryland (1-6-2001)
10 Boston College, ot (1-20-2009)
10 Wake Forest (1-31-2009)
10 Boston College (2-27-2010)
10 North Carolina (2-19-2013)
10 at NC State (1-15-2017)
10 at Virginia Tech (1-18-2017)

Fewest Turnovers
4 at Wake Forest (2-13-1988)
5 at Virginia (2-24-2013)
5 at Notre Dame (1-13-2016)
6 Virginia (1-19-1991)
6 Wake Forest (2-17-1996)
6 vs. Wake Forest (3-10-1996)
6 Virginia (2-14-1998)
6 Wake Forest (3-3-2012)
6 at Notre Dame (2-26-2014)
6 Duke (2-2-2016)
6 at Virginia (2-21-2018)
6 vs. Kentucky (12-6-2020)
6 Virginia (2-10-2021)

Most Points in a Game - Both Teams

Pts.	Opponent	Date	W/L	Score
243	Georgia State (4 ot)	11-25-2020	L	120-123
229	vs. Loyola Marymount	12-22-1990	W	135-94
227	vs. Texas	11-27-1991	W	120-107
226	vs. Wake Forest (2 ot)	3-8-2007	L	112-114
219	at Florida State (2 ot)	2-11-1999	W	111-108
219	at Clemson	1-24-2001	W	111-108
217	vs. Georgia (3 ot)	12-19-1990	W	112-105
212	vs. NC State	2-10-1973	L	94-118
211	at UCLA	12-27-1969	L	90-121
207	North Carolina (2 ot)	2-8-1998	W	107-100
207	Georgia State	1-10-1989	W	121-86
206	at Furman	1-13-1955	L	95-111
204	at Furman	1-31-1953	L	93-111
203	vs. Pittsburgh	12-28-1989	W	111-92
203	Wake Forest (ot)	1-27-2005	W	102-101
199	Furman	12-22-1971	W	108-91
199	vs. North Carolina	2-14-1970	W	104-95
199	TCU	12-1-1965	W	112-87
197	Cornell	11-13-2015	W	116-81
196	vs. Yale	12-28-1973	L	95-101
196	at Clemson	2-22-1966	L	90-106
196	Lafayette	12-10-1994	W	112-84
195	at NC State	2-12-1966	L	93-102
195	Florida A&M	12-1-1992	W	112-83

Most 30-Point Games

Rich Yunkus (high game: 47)	25
Dennis Scott (high game: 42)	20
Kenny Anderson (high game: 50)	15
Tom Hammonds (high game: 40)	6
Sammy Drummer (high game: 37)	6
Roger Kaiser (high game: 38)	5

Triple-Doubles
Bruce Dalrymple - vs. UNC Charlotte (2-6-1986)
14 points, 10 rebounds, 10 assists

Dennis Scott - vs. Alcorn State (11-20-1987)
17 points, 10 rebounds, 10 assists

Kenny Anderson - vs. Pittsburgh (12-28-1989)
32 points, 12 rebounds, 18 assists

Iman Shumpert - vs. Virginia Tech (1-25-2011)
22 points, 12 rebounds, 11 assists

Consecutive Games with a 3-pt FG
Dennis Scott - 69 games (ACC record)
1/12/1988 vs. Georgia State through 2/7/1990 vs. Wake Forest

Matt Harpring - 42 games
1/3/196 vs. Maryland through 2/2/1997 vs. Duke

Anthony Morrow - 41 games
2/11/2007 vs. Connecticut through 3/13/2008 vs. Virginia

Travis Best - 39 games
2/2/1992 vs. Maryland through 3/12/1993 vs. Duke

Jose Alvarado - 35 games
1/4/2020 vs. North Carolina through 2/12/2021 va. Clemson

Perfect Games at the Free Throw Line
(minimum 10 attempts)
15-15 ..... Roger Kaiser vs. Oklahoma City (2-14-1959)
14-14 ..... Mark Price vs. Duke (3-9-1985)
13-13 ..... Rich Yunkus vs. Furman (1-15-1970)
12-12 ..... Bobby Kimmel at Vanderbilt (1-22-1955)
12-12 ..... Terry Randall vs. Howard (1-3-1957)
12-12 ..... Bob Seemer vs. Florida State (1-24-1970)
12-12 ..... Rich Yunkus at Tulane (2-23-1970)
12-12 ..... Brian Oliver at Wake Forest (1-7-1989)
12-12 ..... Matt Harpring at Maryland (2-21-1998)
12-12 ..... Daniel Miller vs. Maryland (2-27-2013)
12-12 .... Marcus Georges-Hunt vs. Louisville (1-23-2016)
11-11 ..... Roger Kaiser vs. Ohio (3-11-1960)
11-11 ..... Phil Wagner vs. Georgia (1-21-1967)
11-11 ..... Robert Carter, Jr. at Florida State (3-2-2014)
10-10 ..... Bud Blemker vs. Alabama (12-5-1957)
10-10 ..... Bud Blemker at Vanderbilt (2-28-1959)
10-10 ..... Phil Wagner vs. Tulane (1-6-1968)
10-10 ..... Bruce Dalrymple vs. Virginia (1-23-1984)
10-10 ..... Matt Harpring vs. Maryland (3-9-1996)
10-10 ..... Tony Akins vs. North Carolina (2-2-2002)
10-10 ..... Jarrett Jack at North Carolina (1-12-2005)
10-10 ... Jeremis Smith vs. Tennessee State (12-10-2005)

Perfect from Three
(minimum 5 attempts)
5-5 ..... Tony Akins vs. Davidson (12-19-2001)
has happened only once

RECORDS

40-MINUTE MEN

Following is a reverse chronological list of Georgia Tech players since the 1985-86 season who have played every minute of a game (40 minutes of regulation, or every minute of overtime where applicable).

45 = OT; 50 = 2OT; 55 = 3 OT
***last time two players played every minute;*
****last time three players played every minute*
#only time a player has played every minute of a triple-overtime game

Date	Player	Opponent/Site
3/19/2021	Jose Alvarado	vs. Loyola Chicago (Indianapolis, Ind.)
3/13/2021	Jose Alvarado	vs. Florida State (Greensboro, N.C.)
3/2/2021	Jose Alvarado (45)	Duke
2/27/2021	Moses Wright	Syracuse
2/10/2021	Jose Alvarado	Virginia
2/6/2021	Jose Alvarado	Notre Dame
2/1/2021	Moses Wright	at Louisville
1/30/2021**	Jose Alvarado	Florida State
1/30/2021**	Michael Devoe	Florida State
1/26/2021	Jose Alvarado	at Duke
1/26/2021	Moses Wright	at Duke
1/23/2021	Bubba Parham	at Virginia
2/19/2020	Jose Alvarado	at Wake Forest
2/1/2020	Jose Alvarado	at Notre Dame
3/12/2019	Michael Devoe	vs. Notre Dame (Charlotte, N.C.)
3/6/2019	Jose Alvarado	at NC State
3/3/2019	Michael Devoe (45)	Boston College
2/23/2019	Jose Alvarado	at Miami
2/20/2019	Jose Alvarado	Pittsburgh
2/10/2019	Jose Alvarado	at Notre Dame
2/10/2019	Michael Devoe	at Notre Dame
1/9/2019	Michael Devoe	Virginia Tech
12/22/2018	Jose Alvarado	Georgia
12/19/2018	Jose Alvarado	at Arkansas
12/17/2019	Jose Alvarado	Gardner-Webb
3/6/2018	Ben Lammers	vs. Boston College (Brooklyn, N.Y.)
3/3/2018	Josh Okogie	Wake Forest
3/1/2018	Josh Okogie	NC State
2/24/2018	Tadric Jackson	at Clemson
2/21/2018	Josh Okogie	at Virginia
2/11/2018	Josh Okogie	Duke
2/8/2018	Jose Alvarado	at Louisville
2/4/2018	Jose Alvarado (45)	at Boston College
1/31/2018	Jose Alvarado	Syracuse
1/31/2018	Ben Lammers	Syracuse
1/28/2018	Jose Alvarado	Clemson
1/18/2018	Jose Alvarado	Virginia
1/10/2018	Jose Alvarado	Notre Dame
12/30/2017***	Jose Alvarado	at Notre Dame
12/30/2017***	Ben Lammers	at Notre Dame
12/30/2017***	Josh Okogie	at Notre Dame
12/6/2017	Jose Alvarado	at Wofford
12/3/2017	Ben Lammers	Tennessee
3/21/2017	Ben Lammers	at Mississippi
3/7/2017	Josh Heath	Pittsburgh
3/7/2017	Ben Lammers	Pittsburgh
2/21/2017	Quinton Stephens	NC State
2/19/2017	Quinton Stephens	Syracuse
2/19/2017	Ben Lammers	Syracuse
2/15/2017	Ben Lammers	at Miami
1/28/2017	Ben Lammers	Notre Dame
1/18/2017	Quinton Stephens	at Virginia Tech
1/15/2017	Quinton Stephens	at NC State
2/20/2016	Marcus Georges-Hunt	Notre Dame
1/2/1999	Jason Floyd	at NC State
12/5/1998	Ashley Kelly (45)	Appalachian State
11/28/1998	Jon Babul	vs. West Virginia (Hilo, Hawaii)
11/27/1998	Alvin Jones (45)	vs. New Orleans (Hilo, Hawai'i)
1/25/1998	Matt Harpring	at NC State
2/9/1997	Gary Saunders	at Florida State
1/25/1997	Matt Harpring	NC State
1/22/1997	Matt Harpring	at Virginia
1/5/1997	Matt Harpring	Duke
12/26/1996	Eddie Elisma	vs. Hofstra (New York, N.Y.)
12/26/1996	Gary Saunders	vs. Hofstra (New York, N.Y.)
12/12/1996	Matt Harpring	at Maryland
12/3/1996	Matt Harpring	Georgia
3/10/1996	Stephon Marbury	vs. Wake Forest (Greensboro, N.C.)
3/9/1996	Drew Barry	vs. Maryland (Greensboro, N.C.)
2/21/1996	Matt Harpring	at Virginia
2/21/1996	Stephon Marbury	at Virginia
2/17/1996	Drew Barry	Wake Forest
2/3/1996	Stephon Marbury	at Maryland
11/27/1995	Matt Harpring	Campbell (The Omni)
3/10/1995	Travis Best	vs. Virginia (Greensboro, N.C.)
3/4/1995	Travis Best	at Clemson
3/2/1995	Travis Best	Florida State
2/25/1995	Travis Best	at NC State
2/25/1995	Matt Harpring	at NC State
2/15/1995	Travis Best	North Carolina A&T
2/12/1995	Matt Harpring	North Carolina
2/4/1995	Matt Harpring	Maryland
1/11/1995	Travis Best	at North Carolina
1/7/1995	Travis Best	Duke
12/7/1994	James Forrest	vs. Louisville (Georgia Dome)
3/5/1994	Travis Best	Clemson
3/2/1994	Travis Best	Florida State
3/2/1994	Fred Vinson	Florida State
2/12/1994	Travis Best	at North Carolina
1/29/1994	Travis Best	Florida State
1/19/1994	Travis Best	at Wake Forest
1/4/1994	James Forrest	Maryland
12/29/1993	Travis Best	vs. St. John's (Madison Square Garden)
12/15/1993	Travis Best	vs. Georgia (The Omni)
3/4/1993	Travis Best	Florida State
2/28/1993	Travis Best	at NC State
2/23/1993	Travis Best	Virginia
2/20/1993	James Forrest	at Wake Forest
2/20/1993	Travis Best	at Wake Forest
2/17/1993	Travis Best	at Richmond
2/10/1993	Travis Best	at Duke
2/4/1993	Travis Best	Clemson
1/23/1993	Travis Best	at Virginia
1/21/1993	James Forrest	Wake Forest
1/21/1993	Travis Best	Wake Forest
1/16/1993	James Forrest	College of Charleston
1/16/1993	Travis Best	College of Charleston
1/9/1993	James Forrest	Duke
12/19/1992	Malcolm Mackey	vs. Louisville (Georgia Dome)
12/19/1992	James Forrest	vs. Louisville (Georgia Dome)
3/27/1992	Malcolm Mackey (45)	vs. Memphis State (Kansas City, Mo.)
3/21/1992	Malcolm Mackey	vs. Southern California (Milwaukee, Wis.)
3/14/1992	Malcolm Mackey	vs. Duke (Charlotte, N.C.)
2/2/1992	Jon Barry	North Carolina
1/28/1992	Jon Barry	College Of Charleston
3/17/1991	Malcolm Mackey	vs. Ohio State (Dayton, Ohio)
3/8/1991	Jon Barry	vs. NC State (Charlotte, N.C.)
3/8/1991	Kenny Anderson	vs. NC State (Charlotte, N.C.)
3/2/1991	Kenny Anderson	at Clemson
2/28/1991	Kenny Anderson	North Carolina
2/19/1991	Bryan Hill	at Virginia
2/19/1991	Kenny Anderson	at Virginia
2/17/1991	Kenny Anderson	at Arizona
2/13/1991	Malcolm Mackey	at Maryland
2/13/1991	Kenny Anderson	at Maryland
2/9/1991	Jon Barry	at Wake Forest
2/9/1991	Kenny Anderson	at Wake Forest
2/3/1991	Kenny Anderson	NC State
1/30/1991	Malcolm Mackey	Duke
1/30/1991	Kenny Anderson	Duke
1/30/1991	Jon Barry	Duke
1/27/1991	Jon Barry	at North Carolina
1/27/1991	Kenny Anderson	at North Carolina
1/13/1991	Malcolm Mackey	at NC State
1/13/1991	Kenny Anderson	at NC State
12/19/1990#	Kenny Anderson (55)	vs. Georgia (The Omni)
12/15/1990	Kenny Anderson	at Temple
12/5/1990	Jon Barry (45)	vs. St. John's (Landover, Md.)
12/5/1990	Kenny Anderson (45)	vs. St. John's (Landover, Md.)
12/1/1990	Kenny Anderson	at Richmond
12/1/1990	Jon Barry	at Richmond
12/1/1990	Malcolm Mackey	at Richmond
3/25/1990	Dennis Scott	vs. Minnesota (New Orleans, La.)
3/23/1990	Dennis Scott (45)	vs. Michigan State (New Orleans, La.)
3/23/1990	Kenny Anderson (45)	vs. Michigan State (New Orleans, La.)
3/17/1990	Dennis Scott	vs. LSU (Knoxville, Tenn.)
3/17/1990	Kenny Anderson	vs. LSU (Knoxville, Tenn.)
3/11/1990	Dennis Scott	vs. Virginia (Charlotte, N.C.)
3/11/1990	Kenny Anderson	vs. Virginia (Charlotte, N.C.)
3/10/1990	Kenny Anderson	vs. Duke (Charlotte, N.C.)
3/10/1990	Brian Oliver	vs. Duke (Charlotte, N.C.)
3/9/1990	Dennis Scott	vs. NC State (Charlotte, N.C.)
3/9/1990	Brian Oliver	vs. NC State (Charlotte, N.C.)
3/3/1990	Dennis Scott	Clemson
2/28/1990	Dennis Scott	at North Carolina
2/28/1990	Kenny Anderson	at North Carolina
2/24/1990	Dennis Scott (45)	at Notre Dame
2/24/1990	Kenny Anderson (45)	at Notre Dame
2/24/1990	Brian Oliver (45)	at Notre Dame
2/22/1990	Dennis Scott	Virginia
2/17/1990	Dennis Scott (50)	at NC State
2/17/1990	Kenny Anderson (50)	at NC State
2/15/1990	Dennis Scott	vs. Fordham (Madison Square Garden)
2/10/1990	Brian Oliver	at Louisville
2/10/1990	Dennis Scott	at Louisville
2/7/1990	Kenny Anderson	Wake Forest
1/28/1990	Kenny Anderson	at Duke
1/28/1990	Brian Oliver	at Duke
1/25/1990	Dennis Scott	at Clemson
1/25/1990	Kenny Anderson	at Clemson
1/21/1990	Dennis Scott (45)	at Virginia
1/16/1990	Dennis Scott	Temple
1/11/1990	Dennis Scott	Duke
1/11/1990	Kenny Anderson	Duke
12/16/1989	Dennis Scott	vs. Georgia (The Omni)
12/16/1989	Kenny Anderson	vs. Georgia (The Omni)
12/4/1989	Dennis Scott	vs. Pittsburgh (Hartford, Conn.)
11/28/1989	Dennis Scott	Richmond
3/17/1989	Tom Hammonds	vs. Texas (Dallas, Texas)
3/10/1989	Tom Hammonds	vs. North Carolina (The Omni)
3/4/1989	Tom Hammonds (45)	at Clemson
3/1/1989	Tom Hammonds	North Carolina
2/25/1989	Tom Hammonds	Notre Dame
2/22/1989	Dennis Scott	Virginia
2/18/1989	Brian Oliver	NC State
2/14/1989	Tom Hammonds	at Maryland
2/14/1989	Dennis Scott	at Maryland
2/14/1989	Brian Oliver	at Maryland
2/11/1989	Tom Hammonds	Wake Forest
2/11/1989	Dennis Scott	Wake Forest
2/8/1989	Tom Hammonds	vs. Iona (Madison Square Garden)
2/8/1989	Dennis Scott	vs. Iona (Madison Square Garden)
2/6/1989	Tom Hammonds	at Virginia
2/6/1989	Dennis Scott	at Virginia
2/2/1989	Brian Oliver	Duke
1/28/1989	Dennis Scott	at North Carolina
1/22/1989	Dennis Scott (50)	at Illinois
1/15/1989	Tom Hammonds	Louisville
1/15/1989	Dennis Scott	Louisville
1/15/1989	Brian Oliver	Louisville
1/7/1989	Dennis Scott	at Wake Forest (Greensboro, N.C.)
12/30/1988	Tom Hammonds	vs. Purdue (Honolulu, Hawaii)
12/30/1988	Dennis Scott	vs. Purdue (Honolulu, Hawaii)
12/30/1988	Brian Oliver	vs. Purdue (Honolulu, Hawaii)
12/29/1988	Tom Hammonds	vs. Illinois (Honolulu, Hawaii)
12/29/1988	Brian Oliver	vs. Illinois (Honolulu, Hawaii)
12/20/1988	Tom Hammonds	at Richmond
12/20/1988	Dennis Scott	at Richmond
12/20/1988	Brian Oliver	at Richmond
12/17/1988	Tom Hammonds	vs. Georgia (The Omni)
12/17/1988	Dennis Scott	vs. Georgia (The Omni)
2/28/1988	Tom Hammonds	Duke
2/25/1988	Tom Hammonds	Virginia
2/13/1988	Tom Hammonds	vs. Wake Forest (Greensboro, N.C.)
2/8/1988	Tom Hammonds	at Maryland
2/6/1988	Tom Hammonds	DePaul
2/3/1988	Duane Ferrell	at Duke
2/3/1988	Tom Hammonds	at Duke
1/30/1988	Tom Hammonds	at North Carolina
1/23/1988	Duane Ferrell	at Virginia
12/5/1987	Tom Hammonds	vs. Georgia (The Omni)
11/23/1987	Dennis Scott	at Florida
3/13/1987	Tom Hammonds	vs. LSU (Rosemont, Ill.)
3/1/1987	Duane Ferrell	North Carolina (The Omni)
3/1/1987	Bruce Dalrymple	North Carolina (The Omni)
3/1/1987	Tom Hammonds	North Carolina (The Omni)
2/25/1987	Bruce Dalrymple	at Clemson
2/21/1987	Tom Hammonds	at Duke
2/21/1987	Brian Oliver	at Duke
1/29/1987	Tom Hammonds	Duke
1/22/1987	Tom Hammonds	Virginia (The Omni)
1/22/1987	Duane Ferrell	Virginia (The Omni)
1/22/1987	Bruce Dalrymple	Virginia (The Omni)
1/20/1987	Tom Hammonds	at Georgia Tech
1/10/1987	Tom Hammonds	at NC State
1/3/1987	Tom Hammonds (45)	at Wake Forest
1/3/1987	Craig Neal (45)	at Wake Forest
12/29/1986	Duane Ferrell	vs. St. John's (Madison Square Garden)
12/29/1986	Tom Hammonds	vs. St. John's (Madison Square Garden)
12/20/1986	Tom Hammonds	vs. SMU (Tokyo, Japan)
12/19/1986	Duane Ferrell (45)	vs. Boston College (Tokyo, Japan)
12/19/1986	Tom Hammonds (45)	vs. Boston College (Tokyo, Japan)
12/14/1986	Tom Hammonds	at LSU
12/3/1986	Tom Hammonds	vs. Georgia (The Omni)
2/9/1986	John Salley	at Duke
2/6/1986	Tom Hammonds	UNC Charlotte
2/6/1986	Mark Price	UNC Charlotte
1/11/1986	Bruce Dalrymple	Maryland
1/4/1986	Mark Price	at Virginia
12/2/1985	Bruce Dalrymple	at St. Louis
12/2/1985	Mark Price	at St. Louis

Never Missed a Game at Tech

Four-year players who played every game of their careers (ACC era)

Player (Years)	Starts	Games	Missed
Malcolm Mackey (1990-93)	127	130	0
Marvin Lewis (2001-04)	121	130	0
Mark Price (1983-86)*	126	126	0
Daniel Miller (2011-14)*	126	126	0
Travis Best (1992-95)	122	124	0

**Only players to start 100% of Tech's games for 4 years*

Came Close

Marcus Georges-Hunt (2012-16)	129	130	1
Brian Oliver (1987-90)	113	127	1
Bruce Dalrymple (1984-87)	126	126	1
John Salley (1983-86)	125	125	1
Kammeon Holsey (2011-14)	58	125	1
Alvin Jones (1998-01)	118	124	1
Tony Akins (1999-02)	117	122	1
Matt Harpring (1995-98)	119	124	2
Tom Hammonds (1986-89)	122	123	4

SINGLE-GAME OPPONENT HIGHS

100-Point Games

123 Georgia State (11-25-2020, 4ot)
121 at UCLA (12-27-69)
118 vs. North Carolina (2-12-72)
118 vs. NC State (2-10-73)
114 at Furman (2-11-54)
114 vs. Wake Forest (3-8-07)
111 at Furman (1-31-53)
111 at Furman (1-13-55)
111 vs. North Carolina (2-8-75)
110 at Duke (1-4-17)*
108 at Florida State, 2ot (2-11-99)
108 at Florida State (2-19-72)
108 vs. Baylor (12-27-73)
108 vs. North Carolina (2-9-74)
108 at Clemson (1-24-01)
107 vs. North Carolina (2-9-73)
107 at Duke (2-22-75)
107 vs. Texas (11-27-91)
107 North Carolina, 2ot (2-8-98)
106 at Clemson (2-22-66)
106 at Duke (2-26-83)
105 at Kentucky (1-9-54)
105 vs. Georgia, 3ot (12-19-90)
105 Illinois (vs. 11-23-01)
104 at Kentucky (1-7-56)
104 vs. Wisconsin (12-28-63)
104 at Duke (1-10-02)
104 at North Carolina (2-28-09)
103 at Vanderbilt (2-29-64)
103 at North Carolina (1-11-04)
102 vs. Marquette (12-27-56)
102 at NC State (2-12-66)
102 vs. Bowling Green (12-30-72)
102 Oklahoma City (2-28-73)
102 Mercer (1-28-74)
102 at Illinois (1-22-89)
102 at Virginia Tech (2-13-11)
101 Wake Forest (1-27-05)

Last opponent to score 100 points in regulation

Fewest Points

6 at Auburn (2-27-1914)
7 Mercer (1-8-1909)
9 at Savannah Athletic Club (12-30-1923)
11 Georgia, ot (3-17-1906)
11 at Clemson (2-8-1913)
11 vs. Birmingham Southern (2-25-1921)
12 Auburn (2-20-1914)
12 Auburn (1-28-1922)
13 at Clemson (1-5-1924)
13 Auburn (2-19-1926)
13 Clemson (1-20-1937)
14 at Newberry (3-5-1920)
14 vs. Sewanee (2-27-1925)
14 Southern Bell (1-28-1927)

Since 1949-50

36 vs. Rice (11-22-2012)
37 Wofford (1-31-1977)
37 Alabama State (11-19-2004)
38 Florida (2-10-1950)
38 Auburn (2-7-1961)
38 vs. Cincinnati (3-2-1978)
38 Georgia (2-18-1980)
38 Presbyterian (11-14-2012)
39 Chattanooga (12-3-1949)
39 Charleston Southern (11-12-2010)
39 Wake Forest (1-19-2011)
40 vs. Boston University (12-28-1965)
40 at Boston College (1-19-1980)
40 at Georgia Southern (2-13-1982)
40 Maryland-Eastern Shore (1-3-1985)
40 UNC Greensboro (12-31-1996)
40 at St. Louis (2-16-2002)
40 Marist (12-23-2003)
40 Florida A&M (12/9/2018)

Most Points - Half

67 vs. Illinois (11-23-2001, 1st)
64 vs. North Carolina (2-9-1973, 2nd)
62 vs. NC State (2-10-1973, 1st)
62 at UCLA (12-27-1969, 1st)
61 vs. North Carolina (2-9-1974, 2nd)
61 vs. Baylor (12-27-1973, 2nd)
61 vs. North Carolina (2-12-1972, 1st)
61 at Wake Forest (3-2-2005, 2nd)
61 at Clemson (3-4-2006, 2nd)
61 at Duke (1-4-2017)
60 vs. Bowling Green (12-30-1972, 2nd)
60 vs. Texas (11-27-1991, 2nd)

Most Points - OT Period

24 at Clemson (2-5-1992)
21 at Illinois (1-22-1989)
17 North Carolina (2-8-1998, 2nd)
17 vs. Wake Forest (3-8-2007, 1st)
16 at Wake Forest (2-2-1984)
15 Georgia (1-26-1949)
15 at Florida (2-22-1960)
15 at Rice (12-16-1963)
15 vs. Wake Forest (3-8-2007, 2nd)
15 Virginia Tech (1-12-2013)

Fewest Points - Half

8 Univ. of the South (12-2-1980, 2nd)
11 UTRGV (11-21-2018, 1st)
12 UNC Greensboro (12-31-1996, 1st)
12 at Air Force (12-11-2004, 1st)
13 Virginia (12-1-1969, 1st)
13 at St. Louis (2-16-2002, 1st)
13 Charleston Southern (11-12-2010, 1st)
13 Wake Forest (1-19-2011, 2nd)
13 Presbyterian (11-14-2012, 2nd)
13 Florida A&M (12-9-2018, 1st)
14 Wofford (1-19-1984, 1st)
14 Marist (12-23-2003, 1st)
14 James Madison (12-15-2004, 1st)
14 Miss. Valley St. (11-26-2013, 1st)
15 Wofford (1-31-1977,1st)
15 at Georgia (11-26-1976, 2nd)
15 Tennessee (2-17-1959, 2nd)
15 Tennessee State (12-6-2003, 1st)
15 Alabama A&M (12-17-2003, 1st)
15 Florida State (1-25-2017, 1st)

Field Goals

49 at UCLA (12-27-1969)
49 vs. NC State (2-10-1973)
46 vs. North Carolina (2-8-1975)
46 vs. North Carolina (2-9-1973)
46 at Duke (2-22-1975)
46 Georgia State (11-25-2020)
45 vs. NC State (2-7-1975)

Field Goal Attempts

103 vs. Loyola Marymount (12-22-1990)
95 Georgia State (11-25-2020)
94 vs. North Carolina (2-9-1973)
94 vs. Georgia (12-19-1990)
93 vs. NC State (2-7-1975)
93 vs. Texas (11-27-1991)
90 vs. NC State (2-10-1973)
90 vs. NC State (2-8-1974)

Highest Field Goal Pct.

.700 (28-40) North Carolina (1-23-1982)
.692 (27-39) at Clemson (1-12-2011)
.659 (29-44) Georgia (1-16-1974)
.652 (30-46) Wake Forest (1-2-1982)
.645 (40-62) at North Carolina (1-24-1987)
.643 (27-42) at NC State (2-22-1997)
.638 (37-58) North Carolina (2-8-1998)
.630 (29-46) vs. Wake Forest (3-10-1996)
.625 (30-48) at Virginia (2-7-1984)
.623 (38-61) Tulane (1-7-1967)
.623 (38-61) at North Carolina (2-21-2015)
.621 (36-58) at Florida State (2-21-1970)
.618 (21-34) vs. Virginia Tech (12-22-1979)

Lowest Field Goal Pct.

.163 (13-80) at Kentucky (1-2-1960)
.229 (11-48) vs. Rice (11-22-2012)
.230 (17-74) Howard (1-3-1957)
.230 (17-74) at Alabama (12-17-1962)
.235 (16-68) Georgia (12-18-1956)
.247 (20-81) vs. Virginia (3-13-1992)
.250 (15-60) Alabama State (12-17-2012)
.254 (16-63) Tennessee (2-20-1962)
.254 (16-63) UNC-Greensboro (12-31-1996)
.255 (14-55) Wofford (11-24-2000)
.255 (13-51) Alabama A&M (12-17-2003)
.255 (13-51) Alabama State (11-19-2004)
.256 (20-78) Tulane (2-8-1958)

3-Point Field Goals

16 at Duke (1-4-2017)
15 Presbyterian (1-6-2008)
15 at Louisville (1-15-1994)
15 at Syracuse (3-4-2017)
14 at Clemson (1-24-2001)
14 North Carolina (2-2-2002)
14 at Illinois (11-28-2012)
14 vs. Boston College (3-14-2013)
13 Campbell (11-27-1995)
13 vs. Santa Clara (12-30-1995)
13 at Virginia (1-8-2000)
13 Pennsylvania (11-19-2001)
13 vs. Illinois (11-23-2001)
13 Duke (2-9-2002)
13 at NC State (1-14-2006)
13 Cornell (11-13-2015)
13 at Virginia Tech (2-13-2019)
13 North Carolina (1-29-2019)

3-Point FG Attempts

41 at NC State (1-24-2004)
40 Marist (1-2-1990)
38 at Chattanooga (12-14-2009)
36 Cornell (1-2-2002)
36 at Virginia, ot (1-27-2008)
35 vs. Georgia (12-19-1990)
35 at NC State (3-6-2019)
34 North Texas (12-31-1997)
33 vs. Clemson (3-13-1993)
33 vs. Air Force (12-11-2004)
33 Belmont (3-19-2017)
33 at Syracuse (1-12-2019)
32 Miami (3-4-2009)
32 Tusculum (2-7-2017)
31 Furman (12-19-1994)
31 North Carolina (2-2-2002)
31 Gardner-Webb (12-1-3002)
31 Florida State (3-6-3004)
31 Wake Forest (1-27-2005)
31 Presbyterian (1-6-2008)
31 Cornell (11-13-2015)
31 Wofford (12-22-2016)
31 Duke (1-4-2017)
30 Georgia State (1-10-1989)
30 at NC State (1-8-1992)
30 Mount St. Mary's (12-18-1996)
30 at Duke (2-21-2001)
30 at Mercer (11-22-2008)
30 vs. Boston University (11-22-2009)
30 vs. Rice (11-22-2012)
30 at Syracuse (3-4-2017)
30 at Wofford (12-6-2017)
30 Georgia State (11-25-2020)

Highest 3-Pt. FG Pct.

Minimum 10 attempts

.786 (11-14) at Clemson (1-12-2011)
.667 (10-15) vs. UNLV (3-31-1990)
.667 (12-18) at Duke (2-4-2010)
.647 (11-17) Duke (2-26-2003)
.643 (9-14) NC State (2-2-1983)
.643 (9-14) Maryland (1-4-1994)
.643 (9-14) vs. Wake Forest (3-10-1996)
.625 (10-16) NC State (2-3-1991)
.625 (10-16) at North Carolina (1-29-2012)
.625 (15-24) at Syracuse (3-4-2017)
.615 (8-13) at North Carolina (1-8-1998)
.615 (8-13) vs. Maryland (3-6-1998)
.615 (8-13) vs. Michigan (12-1-1999)
.600 (9-15) vs. Michigan (11-26-1993)
.600 (6-10) Appalachian State (2-21-1983)
.600 (9-15) Wake Forest (1-18-2006)
.600 (12-20) at Louisville (2-8-2018)

Free Throws

41 Maryland (1-25-2006)
37 vs. Yale (12-28-1973)
36 North Carolina (2-11-1980)
36 at Virginia (2-14-1983)
36 at Virginia Tech (2-23-2008)
35 at Southern Methodist (12-1-1961)
35 at Jacksonville (2-8-1969)
35 at Wake Forest (3-2-2005)

Free Throw Attempts

52 at Rice, ot (12-16-1963)
50 at Alabama (1-23-1974)
49 at Virginia Tech (2-23-2008)
47 Georgia (2-27-1954)
46 vs. Yale (12-28-1973)
46 at Wake Forest (3-2-2005)
45 Auburn (2-8-1954)
45 Maryland (1-25-2006)

Highest Free Throw Pct.

Minimum 10 attempts

1.000 (17-17) vs. St. Joseph's (11-17-2011)
1.000 (14-14) at Wake Forest (2-13-1988)
1.000 (12-12) at Virginia (1-23-1988)
1.000 (12-12) Wofford (12-1-2015)
1.000 (12-12) VCU (12-15-2015)
1.000 (11-11) at Virginia (1-4-1986)
1.000 (11-11) vs. Villanova (3-15-1986)
1.000 (11-11) at Virginia (2-18-1987)
1.000 (11-11) Augusta (12-12-1987)
.955 (21-22) at Alabama (12-17-1962)
.950 (19-20) at Florida State (2-3-2004)

Lowest Free Throw Pct.

Minimum 10 attempts

.250 (4-16) vs. George Washington (3-18-2005)
.273 (3-11) at Louisville (1-15-1994)
.304 (7-23) Winston-Salem State (11-14-2008)
.313 (5-16) Georgia State (12-3-1977)
.313 (5-16) at LSU (12-14-1986)
.333 (6-18) Baylor (12-4-1958)
.333 (5-15) at LSU (2-9-1959)
.333 (5-15) Georgia State (1-10-1977)
.333 (4-12) North Texas (12-31-1997)
.333 (7-21) at Maryland (1-5-1993)
.333 (10-30) vs. Connecticut (11-26-2003)
.333 (4-12) at Clemson (2-8-2005)

Rebounds

68 Tennessee (1-24-1959)
66 at Auburn (2-27-1974)
65 at Kentucky (1-2-1960)
63 at Mississippi (1-14-1957)
63 Auburn (1-22-1958)
63 at Tennessee (1-27-1964)
62 Oklahoma City, 3ot (2-14-1959)
62 Vanderbilt, ot (1-16-1960)
61 at Alabama (1-23-1974)
60 Kentucky (1-25-1960)
60 Georgia (12-7-1967)

Assists

28 at Maryland (2-16-2000)
27 at Florida State (2-21-1970)
26 Florida State (2-14-1966)
26 Chattanooga (12-4-1985)
26 North Carolina (3-2-1988)
26 at Clemson, ot (3-4-1989)
26 vs. Georgia (12-19-1990)
26 at Duke (1-11-1992)
26 at North Carolina (2-28-2009)

Steals

18 Maryland (2-21-1999)
17 North Texas (12-31-1998)
17 NC State (2-6-2010)
17 Dayton (11-20-2013)
16 Last: vs. Maryland (3-12-2010)

Blocked Shots

13 at Duke (2-5-2005)
12 at Alabama (1-23-1974)
12 Louisville (1-7-2017)
11 James Madison (11-20-1991)
10 vs. Arizona (2-17-1991)
10 at NC State (1-29-1986)
10 vs. LSU (3-17-1990)
10 vs. Massachusetts (12-22-1995)
10 vs. Mississippi (11-29-2013)

OPPONENT INDIVIDUAL HIGHS

30-Point Games

51 Frank Selvy, at Furman (2-11-1954)
48 Rodney Monroe, at NC State (1-13-1991)
47 Doug McKendrick, at Rice (12-6-1965)
42 Shammond Williams, North Carolina (2-8-1998)*
41 Will Solomon, at Clemson (1-24-2001)
41 Olivier Hanlan, vs. Boston College (3-14-2013)
40 KeKe Hicks, Coastal Carolina (11-28-1994)
40 Tyler Hansbrough, North Carolina (2-15-2006)
40 James Florence, Mercer (11-27-2009)
40 Andrew White III, at Syracuse (3-4-2017)
39 Darrell Floyd, at Furman (1-13-1955)
39 Wayman Tisdale, at Oklahoma (12-18-1982)
39 Michael Jordan, at North Carolina (1-29-1983)
38 Ozie Edwards, Oklahoma City (2-28-1973)
38 Matt Carlino, vs. Marquette (11-27-2014)
37 Grady Wallace, South Carolina (12-20-1956)
37 Johnny Arthurs, Tulane (2-15-1969)
37 Marshall Rodgers, Pan American (1-28-1975)
37 Chris McGuthrie, Mount St. Mary's (12-18-1995)
37 Shamorie Ponds, St. John's (12-1-2018)
36 David Thompson, vs. NC State (2-10-1973)
36 Evers Burns, Maryland (2-6-1993)
36 Junior Burrough, Virginia (3-10-1995)
36 Anthony Barber, at NC State (1-27-2016)
36 Fletcher Magee, at Wofford (12-6-2017)
35 Tony Windis, Wyoming (12-22-1958)
35 Cotton Nash, at Kentucky (1-6-1962)
35 Randy Mahaffey, Clemson (2-3-1965)
35 Willie Burton, vs. Minnesota (3-25-1990)
35 J.J. Frazier, at Georgia (12-19-2015)
35 Garrison Brooks, at North Carolina (1-4-2020)
34 Ronnie Malone, Southern Miss. (1-31-1974)
34 Lafester Rhodes, vs. Iowa State (3-18-1988)
34 Tony Massenburg, at Maryland (2-3-1990)
34 Shane Battier, Duke (1-20-2001)
33 Jim Kerwin, at Tulane (2-8-1963)
33 Van Gregg, at Clemson (11-28-1972)
33 Dallas Comegys, at DePaul (2-22-1987)
33 Matt Roe, at Maryland (2-13-1991)
33 Christian Laettner, at Duke (1-11-1992)
33 Keith Booth, vs. Maryland (3-9-1996)
33 Juan Dixon, at Maryland (2-16-2000)
33 Tim Pickett, at Florida State (2-3-2004)
33 Nik Caner-Medley, Maryland (1-25-2006)
33 Malcolm Delaney, at Virginia Tech (2-13-2011)
33 Elijah Hughes, Syracuse (12-7-2019)
32 Bob Ayersman, Virginia Tech (12-20-1957)
32 Tim Walter, William & Mary (12-21-1964)
32 Jeff Morris, Tulane (1-20-1972)
32 Phil Hicks, at Tulane (1-19-1974)
32 Bill Magarity, at Georgia (3-7-1974)
32 Steve Smith, vs. Michigan State (3-23-1990)
32 Malcolm Delaney, Virginia Tech (3-6-2010)
31 Nate Archibald, at UTEP (12-20-1968)
31 Tony Miller, Florida (2-5-1973)
31 David Thompson, vs. NC State (2-7-1975)
31 Wesley Cox, at Louisville (2-25-1977)
31 Pat Cummings, at Cincinnati (2-9-1978)
31 Dominique Wilkins, at Georgia (12-30-1980)
31 Litterial Green, vs. Georgia (12-19-1990)
31 Rodney Monroe, NC State (2-3-1991)
31 Danny Strong, NC State (2-25-1996)
31 Antawn Jamison, North Carolina (2-8-1998)
31 Curtis Staples, Virginia (2-14-1998)
31 Juan Dixon, Maryland (1-15-2000)
31 Rashad McCants, North Carolina (2-10-2004)
31 Derrio Green, at Charlotte (1-2-2010)
31 Dennis Smith, Jr., at NC State (1-15-2017)
30 Jimmy Lee, Auburn (1-22-1958)
30 Red Stroud, at Mississippi State (1-14-1963)
30 Ron Hawley, Louisville (2-16-1963)
30 Jerry Waller, at Georgia (2-20-1965)
30 Johnny L. Napier, Tampa (1-2-1969)
30 Charlie Scott, North Carolina (1-14-1969)
30 John Mengelt, Auburn (1-17-1970)
30 Len Bias, at Maryland (2-22-1986)
30 Horace Grant, at Clemson (2-25-1987)
30 Willie Anderson, vs. Georgia (12-5-1987)
30 Tony Massenburg, at Maryland (2-14-1989)
30 Bryant Stith, at Virginia (1-21-1990)
30 Ugonna Onyekwe, Pennsylvania (11-19-2001)
30 Josh Howard, at Wake Forest (1-19-2003)
30 Ben Smith, Jacksonville (11-28-2008)
30 Kyle Singler, at Duke (2-4-2010)
30 Terance Mann, at Florida State (1-24-2018)
30 Marcquise Reed, at Clemson (1-16-2019)
30 Justin Champagnie, at Pittsburgh (2-8-2020)

Rebounds

26 Bob Lienhard, Georgia (12-7-1967)
22 Tim Duncan, vs. Wake Forest (3-10-1996)
20 Jerry Waller, Georgia (12-2-1963)
20 Wayne Rollins, at Clemson (1-8-1977)
20 Tony Massenburg, Maryland (2-13-1990)
20 Dale Davis, Clemson (3-3-1990)

Field Goals

18 Evers Burns, Maryland (2-6-1993)
18 Doug McKendrick, at Rice (12-6-1965)
17 Frank Selvy, at Furman (2-11-1954)
17 Marshall Rodgers, Pan American (1-28-1975)
17 Wayman Tisdale, at Oklahoma (12-18-1982)
17 Rodney Monroe, at NC State (1-13-1991)
16 Darrell Floyd, at Furman (1-13-1955)

Field Goal Attempts

38 Frank Selvy, at Furman (2-11-1954)
37 Rodney Monroe, at NC State (1-13-1991)
32 Lafester Rhodes, vs. Iowa State (3-18-1988)
31 Darrell Floyd, at Furman (1-13-1955)
31 Mel Kennedy, Virginia (2-25-1988)

3-Point Field Goals

10 KeKe Hicks, Coastal Carolina (11-28-1994)
9 Curtis Staples, Virginia (2-14-1998)
8 Shammond Williams, North Carolina (2-8-1998)
8 Chris Fleming, at Richmond (12-1-1990)
8 Chris McGuthrie, Mount St. Mary's (12-18-1995)
8 Bryan Buchanan, IUPUI (12-29-2001)
8 Ben Smith, Jacksonville (11-28-2008)
8 Kyle Singler, at Duke (2-4-2010)
8 Olivier Hanlan, vs. Boston College (3-14-2013)
8 Andrew White III, at Syracuse (3-4-2017)
8 Brandon Tabb, Bethune-Cookman (11-19-2017)
8 Fletcher Magee, at Wofford (12-6-2017)

3-Point FG Attempts

18 KeKe Hicks, Coastal Carolina (11-28-1994)
17 Steve Paterno, Marist (1-2-1990)
17 Brandon Tabb, Bethune-Cookman (11-19-2017)
16 Chris McGuthrie, Mount St. Mary's (12-18-1995)
15 Curtis Staples, Virginia (2-14-1998)
15 Bryan Buchanan, IUPUI (12-29-2001)
15 J.J. Redick, at Duke (2-5-2005)
15 Derrio Green, at Charlotte (1-2-2010)

Free Throws

17 Garrison Brooks, at North Carolina (1-4-2020)
17 Frank Selvy, at Furman (2-11-1954)
16 Darrell Floyd, at Furman (1-13-1955)
15 Tony Windis, Wyoming (12-22-1958)
14 Greg Dennis, Western Carolina (1-9-1980)
14 Bryant Stith, at Virginia (1-21-1990)
14 Tyler Hansbrough, North Carolina (1-20-2007)
14 Malcolm Delaney, at Virginia Tech (2-11-3009)
14 Kyle Singler, at Duke (2-4-2010)
14 Malcolm Delaney, Virginia Tech (3-6-2010)
14 Ryan Kelly, Duke (1-7-2012)

Free Throw Attempts

24 Darrell Floyd, at Furman (1-13-1955)
20 Frank Selvy, at Furman (2-11-1954)
19 Tony Windis, Wyoming (12-22-1958)
19 Andre Emmett, Texas Tech (11-28-2004)
19 Nik Caner-Medley, Maryland (1-25-2006)
18 Garrison Brooks, at North Carolina (1-4-2020)
17 Bill Depp, Vanderbilt (1-17-1959)
17 Russ Hunt, Furman (12-22-1971)
17 Malcolm Delaney, Virginia Tech (3-6-2010)

Assists

15 Chris Corchiani, at NC State (2-20-1988)
13 Bobby Hurley, at Duke (1-28-1990)
13 Chris Corchiani, at NC State (1-13-1991)
13 Ed Cota, North Carolina (2-8-1998)
13 Delvon Arrington, Florida State (1-9-1999)

Steals

9 Derrick Phelps, North Carolina (2-2-1992)
9 Bob Sura, Florida State (3-2-1995)
8 Juan Dixon, at Maryland (1-6-2001)
7 Terrell McIntyre, at Clemson (3-1-1998)
7 at Chris Duhon, Duke (3-3-2004)

Blocked Shots

8 Cedric Lewis, at Maryland (2-13-1991)
7 Cedric Lewis, Maryland (2-1-1991)
7 Paul Carter, James Madison (11-20-1991)
7 Sharone Wright, Clemson (2-4-1993)
7 Kris Hunter, Virginia (2-25-1999)

MCCAMISH PAVILION RECORDS



Jose Alvarado set a Georgia Tech record with nine steals in a Jan. 25, 2020 victory over NC State.

Georgia Tech - GAME HIGHS

Points	120	Georgia State (11/25/2020)
Field Goals Made	47	Cornell (11/13/2015)
Field Goal Attempts	98	Georgia State (11/25-2020)
Field Goal Percentage	.603 (47-78)	Cornell (11/13/2015)
3-Point Field Goals Made	16	Clemson (1/20/2021)
3-Point Field Goal Attempts	32	Georgia State (11/25/2020)
3-Point Field Goal Percentage	.593 (16-27)	Clemson (1/20/2021)
Free Throws Made	41	Georgia State (11/25/2020)
Free Throw Attempts	59	Georgia State (11/25/2020)
Free Throw Percentage	.952 (20-21)	Coppin State (12/27/2017)
Rebounds	70	Georgia State (11/25/2020)
Assists	30	Cornell (11/13/2015)
Steals	15	North Carolina (12/31/2016)
Blocked Shots	16	Southern (11/14/2016)*
Turnovers	22	Georgia State (11/25/2020)
Fouls	29	Georgia State (11/25/2020)

**school record*

Opponent - GAME HIGHS

Points	123	Georgia State (11/25/2020)
Field Goals Made	46	Georgia State (11/25/2020)
Field Goal Attempts	95	Georgia State (11/25/2020)
Field Goal Percentage	.593 (32-54)	Notre Dame (2-6-2021)
3-Point Field Goals Made	14	Syracuse (12-7-2019)
3-Point Field Goal Attempts	33	Belmont (3/19/2017)
3-Point Field Goal Percentage	.563 (9-16)	Louisville (1/7/2017)
Free Throws Made	28	Virginia Tech (1/16/2016)
Free Throw Attempts	38	Pittsburgh (2/20/2019)
		Georgia State (11/25/2020)
Free Throw Percentage	1.000 (12-12)	VCU (12/15/2015)
	1.000 (12-12)	Wofford (12/1/2015)
	1.000 (8-8)	Appalachian State (12/15/2014)
Rebounds	58	Georgia State (11/25/2020)
Assists	22	Georgia State (11/25/2020)
Steals	17	Dayton (11/20/2013)
Blocked Shots	12	Louisville (1/7/2017)
Turnovers	25	Florida A&M (12/9/2018)
Fouls	37	Georgia State (11/25/2020)

Georgia Tech - GAME LOWS

Points	42	Clemson (2/6/2019)
	42	Miami (1/18/2014)
Field Goals Made	13	Clemson (2/6/2019)
	13	Miami (1/18/2014)
Field Goal Attempts	38	Virginia Tech (1/9/2019)
Field Goal Percentage	.263 (15-57)	Syracuse (1/7/2015)
3-Point Field Goals Made	1	Louisville (1/19/2019)
	1	Miami (1/3/2018)
	1	Bethune-Cookman (11/19/2017)
	1	Georgia (12/20/2016)
	1	Louisville (1/7/2017)
	1	Louisville (2/23/2015)
	1	North Carolina (3/3/2015)
3-Point Field Goal Attempts	8	Bethune-Cookman (11/19/2017)
	8	Louisville (1/7/2017)
3-Point Field Goal Percentage	.063 (1-16)	North Carolina (3/3/2015)
Free Throws Made	3	Virginia (2/8/2014)
Free Throw Attempts	6	Notre Dame (1/10/2018)
Free Throw Percentage	.231 (3-13)	Virginia (2/8/2014)
Rebounds	18	Pittsburgh (1/14/2014)
Assists	8	Clemson (2/6/2019)
	8	Miami (1/3/2018)
	8	Georgia (12/20/2016)
	8	North Carolina (3/3/2015)
	8	Duke (2/8/2014)
Steals	1	North Carolina (1/29/2014)
Blocked Shots	1	Mercer (11/27/2020)
	1	Tennessee (12/3/2017)
	1	NC State (1/31/2015)
	1	North Carolina A&T (11/24/2013)
	1	Virginia (3/8/2014)
	1	Florida State (2/5/2013)
Turnovers	6	North Texas (11/24/2017)
	6	Coppin State (12/27/2017)
	6	Cornell (11/13/2015)
	6	Duke (2/2/2016)
	6	Presbyterian (11/8/2013)
Fouls	7	Coppin State (12/27/2017)

Opponent - GAME LOWS

Points	38	Presbyterian (11/14/2012)
Field Goals Made	12	UTRGV (11/21/2018)
Field Goal Attempts	45	Vanderbilt (12/20/2014)
Field Goal Percentage	.226 (12-53)	UTRGV (11/21/2018)
3-Point Field Goals Made	0	Pittsburgh (3/5/2016)
3-Point Field Goal Attempts	7	Pittsburgh (1/14/2014)
3-Point Field Goal Percentage	.000 (0-11)	Pittsburgh (3/5/2016)
Free Throws Made	2	Virginia (2/10/2021)
	2	Coppin State (12/27/2017)
Free Throw Attempts	2	Virginia (2/10/2021)
Free Throw Percentage	.400 (10-25)	Bethune-Cookman (11/19/2017)
	.400 (4-10)	Duquesne (12/29/2015)
Rebounds	19	Boston College (2/13/2014)
Assists	4	Miami (1/18/2014)
Steals	2	Yale (1/6/2018)
	2	Belmont (3/19/2017)
	2	Cornell (11/13/2015)
	2	North Carolina (1/29/2014)
	2	North Carolina A&T (11/24/2013)
Blocked Shots	0	Wake Forest (1/3/2021)
	0	Florida A&M (12/18/2020)
	0	Lamar (11/9/2018)
	0	Prairie View A&M (11/23/2018)
	0	Cornell (11/13/2015)
	0	Pittsburgh (3/5/2016)
Turnovers	4	Coopin State (12/27/2017)
	4	Tulane (11/9/2012)
Fouls	9	Virginia (2/10/2021)
	9	Notre Dame (2/6/2021)

Georgia Tech - INDIVIDUAL GAME HIGHS

Points	38	Josh Okogie vs Tulane (11/26/2016)
Field Goals Made	14	Moses Wright vs. Syracuse (2/27/2021)
Field Goal Attempts	25	Moses Wright vs. Syracuse (2/27/2021)
Field Goal Percentage (most attempts)	1.000 (7-7)	Abdoulaye Gueye vs Kennesaw State (12/28/2018)
3-Point Field Goals Made	6	Michael Devoe vs. Clemson (1/20/2021)
	6	Quinton Stephens vs Georgia (11/14/2014)
3-Point Field Goal Attempts	12	Michael Devoe vs. Georgia State (11/25/2020)
3-Point Field Goal Pct. (most attempts)	1.000 (4-4)	Quinton Stephens vs Virginia (1/9/2016)
	1.000 (4-4)	Tadric Jackson vs Wofford (12/22/2016)
Free Throws Made	14	Moses Wright vs. Georgia State (11/25/2020)
	14	Josh Okogie vs Florida State (1/25/2017)
Free Throw Attempts	22	Moses Wright vs. Georgia State (11/25/2020)
Free Throw Percentage (most attempts)	1.000 (12-12)	Daniel Miller vs Maryland (2/27/13)
	1.000 (12-12)	Marcus Georges-Hunt vs Louisville (1/23/2016)
Rebounds	19	Moses Wright vs. Georgia State (11/25/2020)
Assists	9	Josh Heath vs Southeastern Louisiana (12/21/2015)
Steals	9	Jose Alvarado vs. NC State (1/25/2020)*
Blocked Shots	9	Ben Lammers vs Southern (11/14/2016)
Turnovers	8	Michael Devoe vs. Georgia State (11/25/2020)

**school record*

Opponent - INDIVIDUAL GAME HIGHS

Points	28	Erick Green of Virginia Tech (1/12/2013)
	28	Brandon Childress of Wake Forest (1/5/2019)
Field Goals Made	12	Josh Davis of Tulane (11/9/2012)
	12	D.J. Laster of Gardner-Webb (12/17/2018)
Field Goal Attempts	22	Kane Williams of Georgia State (11/25/2020)
	22	Justin Roberts of Georgia State (11/25/2020)
Field Goal Percentage (min 5 made)	1.000 (9-9)	Mark Williams of Duke (3/2/2021)
	1.000 (5-5)	Josh Henderson of Vanderbilt (12/20/14)
3-Point Field Goals Made	8	Brandon Tabb of Bethune-Cookman (11/19/2017)
3-Point Field Goal Attempts	17	Brandon Tabb of Bethune-Cookman (11/19/2017)
3-Point Field Goal Pct. (most attempts)	1.000 (3-3)	Wyatt Wilkes of Florida State (1/30/2021)
	1.000 (3-3)	Vee Sanford of Dayton (11/20/2013)
	1.000 (3-3)	Avery Brown of Green Bay (11/19/2015)
	1.000 (3-3)	Trelun Brown of Southern (11/14/2016)
	1.000 (3-3)	Justin Robinson of Virginia Tech (2/17/2018)
Free Throws Made	11	Seth Allen of Virginia Tech (1/16/2016)
Free Throw Attempts	16	Kane Williams of Georgia State (11/25/2021)
Free Throw Percentage (most attempts)	1.000 (10-10)	Grayson Allen of Duke (2/11/2018)
Rebounds	15	Tyler Lydon of Syracuse (2/19/2017)
Assists	11	Marcquise Reed of Clemson (1/28/2018)
	11	Christen Cunningham of Louisville (1/19/2019)
Steals	6	Marcus Paige of North Carolina (2/19/2013)
Blocked Shots	6	Nicolas Claxton of Georgia (12/22/2018)
Turnovers	8	Bryant Crawford of Wake Forest (3/3/2018)

CAREER STATISTICS OF TOP TECH PLAYERS

TONY AKINS

Guard • 5-11 • 185 • Lilburn, Ga.

- Second-team All-ACC as a senior (2002)
- 11th at Tech in scoring, fourth in assists
- Second in career three-point FG, sixth in steals

Career Statistics

Year	G-GS	FG- FGA	Pct	3P-3PA	Pct	FT-FTA	Pct.	Reb	Avg	A	Bl	St	Pts	Avg
1998-99	31-31	108- 344	.316	57-198	.288	76-114	.667	114	3.7	148	1	44	349	11.3
1999-00	30-26	111- 301	.369	68-185	.368	55- 71	.775	99	3.3	108	2	35	345	11.5
2000-01	30-29	140- 318	.440	78-186	.419	78-103	.757	104	3.5	128	0	35	436	14.5
2001-02	31-31	170- 406	.419	98-243	.403	90-108	.833	118	3.8	176	0	59	528	17.0
Total	122-117	529-1369	.386	301-812	.371	299-396	.755	435	3.6	560	3	173	1658	13.6

JOSE ALVARADO

Guard • 6-0 • 179 • Brooklyn, N.Y.

- ACC Defensive Player of the Year, 2021
- Second-team All-ACC as a senior (2021), third-team as a junior (2020)
- 3rd at Tech in career steals, 11th in assists, 19th in points, 11th in 3pt field goals
- Led ACC in steals twice, 2020 and 2021

Career Statistics

Year	G-GS	FG- FGA	Pct	3P-3PA	Pct	FT-FTA	Pct.	Reb	Avg	A	Bl	St	Pts	Avg
2017-18	25-25	99- 221	.448	40-108	.370	65- 81	.802	93	3.7	77	2	43	303	12.1
2018-19	31-30	132- 337	.392	44-154	.286	78-105	.743	121	3.9	105	3	56	386	12.5
2019-20	24-23	119- 268	.444	42-125	.336	65- 82	.793	81	3.4	96	2	53	345	14.4
2020-21	26-26	141- 280	.504	46-118	.390	67- 80	.838	90	3.5	106	1	74	395	15.2
TOTAL	106-104	491-1106	.444	172-505	.341	275-348	.790	385	3.6	384	8	226	1429	13.5

KENNY ANDERSON



Guard • 6-2 • 166 • Rego Park, N.Y.

- Consensus first-team All-America, 1991
- Second-team All-America, 1990
- Two-time All-ACC, 1990-91
- ACC Rookie of the Year, 1990
- National Freshman of the Year, 1990
- Georgia Tech Hall of Fame, 2002
- Second pick in 1991 NBA draft (New Jersey Nets)
- Holds Tech single-game scoring record (50 points)

Career Statistics

Year	G-GS	FG- FGA	Pct	3P-3PA	Pct	FT-FTA	Pct	Reb	Avg	A	Bl	St	Pts	Avg
1989-90	35-35	283- 549	.515	48-117	.410	107-146	.733	193	5.5	285	3	79	721	20.6
1990-91	30-30	278- 636	.437	65-185	.351	155-187	.829	171	5.7	169	2	89	776	25.9
Total	65-65	561-1185	.473	113-302	.374	262-333	.787	364	5.6	454	5	168	1497	23.0

DREW BARRY

Guard • 6-5 • 190 • Danville, Calif.

- All-ACC, 1996 (2nd team)
- ACC All-Freshman, 1993
- Academic All-ACC, 1993, 1996
- Tech's all-time leader in assists
- Led ACC in assists three straight years, 1994-96
- Second-round pick by Seattle in 1996 NBA Draft

Career Statistics

Year	G-GS	FG- FGA	Pct	3P-3PA	Pct	FT-FTA	Pct	Reb	Avg	A	Bl	St	Pts	Avg
1992-93	30-13	80- 171	.468	25- 78	.321	33- 41	.805	102	3.4	164	9	42	218	7.3
1993-94	24-22	61- 145	.421	27- 81	.333	45- 58	.776	82	3.4	141	6	40	194	8.1
1994-95	27-27	119- 232	.513	50-117	.427	73- 97	.753	131	4.9	181	13	46	361	13.4
1996	36-36	149- 367	.406	77-209	.371	105-133	.789	167	4.7	238	13	65	480	13.3
Total	117-98	409- 915	.447	179-485	.369	256-329	.778	482	4.1	724	41	193	1253	10.5

JON BARRY

Guard • 6-5 • 195 • Danville, Calif.

- All-ACC, 1992 (3rd)
- NBA first-round draft pick by Boston in 1992

Career Statistics

Year	G-GS	FG- FGA	Pct	3P-3PA	Pct	FT-FTA	Pct	Reb	Avg	A	Bl	St	Pts	Avg
1990-91	30-30	180- 405	.444	77-209	.368	41- 56	.732	110	3.7	110	16	53	478	15.9
1991-92	35-35	201- 468	.429	99-265	.374	101-145	.697	152	4.3	207	8	71	602	17.2
Total	65-65	381- 873	.436	176-474	.371	142-201	.706	262	4.0	317	24	124	1080	16.6

TRAVIS BEST



Guard • 5-11 • 186 • Springfield, Mass.

- Third-team All-America, 1989
- All-ACC first-team, 1988 & 1989; second-team, 1987
- #20 jersey retired, March 1, 1989
- First-round pick by Washington in 1989 NBA Draft
- Inducted into Georgia Tech Hall of Fame, 1996

Career Statistics

Year	G-GS	FG- FGA	Pct	3P-3PA	Pct	FT-FTA	Pct	Reb	Avg	A	Bl	St	Pts	Avg
1991-92	35-33	151- 336	.449	56-145	.386	72- 98	.735	89	2.5	198	0	48	430	12.3
1992-93	30-30	163- 345	.472	80-175	.457	82-109	.752	94	3.1	176	6	51	488	16.3
1993-94	29-29	180- 390	.462	49-144	.340	123-142	.866	104	3.6	167	3	58	532	18.3
1994-95	30-30	209- 469	.446	73-192	.380	116-137	.847	95	3.2	151	6	60	607	20.2
Total	124-122	703-1540	.456	258-656	.393	393-486	.809	382	3.1	692	15	217	2057	16.6

BUD BLEMKER

Guard • 5-10 • 181 • Huntingburg, Ind.

- All-SEC, 1958 and 1959
- Georgia Tech Hall of Fame, 1965

Career Statistics

Year	G	FG- FGA	Pct	3P-3PA	Pct	FT-FTA	Pct	Reb	Avg	A	Bl	St	Pts	Avg
1956-57	26	161- 421	.382	-	-	104-125	.832	140	5.4	-	-	-	426	16.4
1957-58	26	182- 471	.386	-	-	88-111	.793	128	4.9	-	-	-	452	17.4
1958-59	26	158- 406	.389	-	-	72-109	.661	109	4.2	-	-	-	388	14.9
Totals	77	501-1298	.386	-	-	264-327	.807	377	4.8	-	-	-	1266	16.2

CHRIS BOSH

Forward • 6-10 • 210 • Lancaster, Texas

- All-ACC second-team, 2003
- ACC Rookie of the Year, 2003
- USBWA Freshman All-America, 2003
- USBWA, NABC all-district, 2003
- Fourth overall pick in 2003 NBA Draft (Toronto)

Career Statistics

Year	G-GS	FG- FGA	Pct	3P-3PA	Pct	FT-FTA	Pct	Reb	Avg	A	Bl	St	Pts	Avg
2002-03	31-31	168- 300	.560	22- 46	.478	127-174	.730	278	9.0	38	67	30	485	15.6

TICO BROWN



Guard • 6-5 • 203 • Kokomo, Ind.

- First-team All-Metro honors in 1977
- Second-team All-Metro in 1978
- Second-round draft pick by Utah Jazz in 1979

Career Statistics

Year	G	FG- FGA	Pct	3P-3PA	Pct	FT-FTA	Pct	Reb	Avg	A	Bl	St	Pts	Avg
1976-77	28	191- 386	.495	-	-	78- 95	.821	152	5.4	35	18	16	460	16.4
1977-78	27	182- 379	.480	-	-	71- 96	.740	133	4.9	40	6	32	435	16.1
1978-79	26	171- 374	.457	-	-	71- 92	.772	102	3.9	24	0	16	413	15.9
Total	81	544-1139	.478	-	-	220-283	.777	387	4.8	99	24	64	1308	16.1

JIM CALDWELL

Center • 6-10 • 234 • Lawrenceburg, Ind.

- All-SEC, 1963 & 1964
- Academic All-America (2nd), 1964
- Academic All-SEC, 1963 & 1964
- Georgia Tech Hall of Fame, 1976

Career Statistics

Year	G	FG- FGA	Pct	3P-3PA	Pct	FT-FTA	Pct	Reb	Avg	A	Bl	St	Pts	Avg
1962-63	26	141- 331	.426	-	-	75- 98	.765	283	10.9	-	-	-	357	13.7
1963-64	26	148- 381	.388	-	-	67-114	.588	364	14.0	-	-	-	363	14.0
1964-65	25	172- 427	.402	-	-	90-140	.642	346	13.8	-	-	-	434	17.4
Totals	77	461-1139	.405	-	-	232-352	.659	993	12.9	-	-	-	1154	15.0

LEWIS CLINCH

Guard • 6-3 • 196 • Cordele, Ga.

- ACC All-Tournament, 2009
- Finished career ninth at Tech in three-point field goals, 37th in points

Career Statistics

Year	G-GS	FG- FGA	Pct	3P-3PA	Pct	FT-FTA	Pct	Reb	Avg	A	Bl	St	Pts	Avg
2005-06	23-8	78- 194	.402	31- 76	.408	17- 30	.567	65	2.8	48	1	18	204	8.9
2006-07	14-12	66- 124	.532	30- 63	.476	23- 30	.767	27	1.9	13	0	13	185	13.2
2007-08	32-14	105- 264	.398	44-132	.333	33- 51	.647	62	1.9	42	4	19	287	9.0
2008-09	24-24	128- 346	.370	71-210	.338	45- 66	.682	84	3.5	72	4	16	372	15.5
TOTAL	93-58	377- 928	.406	176-481	.366	118-177	.667	238	2.6	175	9	66	1048	11.3

CAREER STATISTICS OF TOP TECH PLAYERS

JASON COLLIER
Forward • 7-0 • 255 • Springfield, Ohio

- Two-time second-team All-ACC selection
- Two seasons at Tech (denoted by *) after transferring from Indiana
- Became first Jacket to lead ACC in rebounding in 2000
- 15th overall pick by Milwaukee in 2000 NBA Draft

Career Statistics

Year	G-GS	FG- FGA	Pct	3P-3PA	Pct	FT-FTA	Pct	Reb	Avg	A	Bl	St	Pts	Avg
1998-99*	25-25	153- 347	.441	32- 90	.356	92-128	.719	182	7.3	36	34	15	430	17.2
1999-00*	30-30	178- 376	.473	31- 84	.369	122-166	.735	276	9.2	49	33	23	509	17.0
Total*	55-55	331- 723	.458	63-174	.362	214-294	.728	458	8.3	85	67	38	939	17.1

JAVARIS CRITTENTON
Guard • 6-5 • 198 • Atlanta, Ga.



- Third-team All-ACC, ACC All-Freshman team, 2007
- Freshman All-America, 2007
- 19th pick in the 2007 NBA draft (Los Angeles Lakers)

Career Statistics

Year	G-GS	FG- FGA	Pct	3P-3PA	Pct	FT-FTA	Pct	Reb	Avg	A	Bl	St	Pts	Avg
2006-07	32-31	158- 351	.450	36-101	.356	108-138	.783	119	3.7	184	124	2	65	14.4

BRUCE DALRYMPLE
Guard • 6-4 • 209 • Manhattan, N.Y.



- All-ACC, 1986 (2nd team), ACC Rookie of the Year, 1984
- Recorded the first triple-double in Tech history
- Georgia Tech Hall of Fame, 1994
- Second-round pick by Phoenix in 1987 NBA draft

Career Statistics

Year	G-GS	FG- FGA	Pct	3P-3PA	Pct	FT-FTA	Pct	Reb	Avg	A	Bl	St	Pts	Avg
1983-84	29-29	148- 310	.477	-	-	98-130	.754	201	6.9	65	5	41	394	13.6
1984-85	35-35	172- 343	.501	-	-	109-150	.727	206	5.9	135	4	65	453	12.9
1985-86	34-34	151- 290	.521	-	-	64-101	.634	171	5.0	138	2	70	366	10.8
1986-87	28-28	143- 326	.439	12- 45	.267	77-107	.720	166	5.9	108	2	51	375	13.4
Total	126-126	614-1269	.484	12- 45	.267	348-488	.713	744	5.9	446	13	227	1588	12.6

MELVIN DOLD
Guard • 6-2 • 190 • Flora, Ill.

- Georgia Tech Hall of Fame, 1951

Career Statistics

Year	G	FG- FGA	Pct	3P-3PA	Pct	FT-FTA	Pct	Reb	Avg	A	Bl	St	Pts	Avg
1947-48	25	115-	-	-	-	47-	-	-	-	-	-	-	277	11.1
1948-49	23	122-	-	-	-	41- 74	.554	-	-	-	-	-	285	12.4
1949-50	27	117-	-	-	-	65-112	.580	-	-	-	-	-	299	11.1
1950-51	25	88-	-	-	-	43- 71	.606	-	-	-	-	-	219	8.8
Total	100	442-	-	-	-	196-	-	-	-	-	-	-	1080	10.8

SAMMY DRUMMER
Forward • 6-5 • 208 • Muncie, Ind.



- First-team All-Metro Conference, 1978
- Selected by Houston Rockets in 1979 NBA draft

Career Statistics

Year	G	FG- FGA	Pct	3P-3PA	Pct	FT-FTA	Pct	Reb	Avg	A	Bl	St	Pts	Avg
1977-78	27	232- 504	.460	-	-	104-128	.813	166	6.1	49	4	39	568	21.0
1978-79	26	257- 556	.462	-	-	102-146	.699	177	6.8	39	3	51	616	23.7
Total	53	489-1060	.461	-	-	206-274	.752	343	6.5	88	7	90	1184	22.3

B.J. ELDER
Guard • 6-4 • 218 • Madison, Ga.

- AP All-American (HM), 2004
- All-ACC second team (2004), third team (2003)
- USBWA, NABC all-district, 2004
- Wooden Award finalist, 2004

Career Statistics

Year	G-GS	FG- FGA	Pct	3P-3PA	Pct	FT-FTA	Pct	Reb	Avg	A	Bl	St	Pts	Avg
2001-02	31-13	115- 269	.428	41-114	.360	37- 47	.787	66	2.1	44	3	27	308	9.9
2002-03	30-28	171- 371	.461	61-154	.396	47- 68	.691	79	2.6	73	2	33	450	15.0
2003-04	38-36	194- 468	.415	77-206	.374	103-132	.780	105	2.8	53	4	28	568	14.9
2004-05	23-21	107- 268	.399	43-126	.341	33- 46	.717	53	2.3	26	3	18	290	12.6
Total	122-98	587-1376	.427	222-600	.370	220-293	.751	303	2.5	196	12	106	1616	13.2

DERRICK FAVORS
Forward • 6-10 • 246 • Atlanta, Ga.

- ACC Rookie of the Year, 2010; ACC All-Freshman team, 2010
- The Sporting News Freshman All-America, 2003
- Third overall pick in 2010 NBA Draft (New Jersey)

Career Statistics

Year	G-GS	FG- FGA	Pct	3P-3PA	Pct	FT-FTA	Pct	Reb	Avg	A	Bl	St	Pts	Avg
2009-10	36-35	179- 293	.611	0- 1	.000	90-143	.628	303	8.4	37	90	32	448	12.4

DUANE FERRELL
Forward • 6-7 • 209 • Baltimore, Md.



- All-ACC (2nd team), 1987 and 1988
- ACC Rookie of the Year, 1985
- Georgia Tech Hall of Fame, 1995
- Signed NBA free agent contract and played 11 years

Career Statistics

Year	G-GS	FG- FGA	Pct	3P-3PA	Pct	FT-FTA	Pct	Reb	Avg	A	Bl	St	Pts	Avg
1984-85	32-28	117- 232	.504	-	-	56- 98	.571	131	4.1	71	4	13	290	9.1
1985-86	34-33	172- 289	.595	-	-	69- 91	.758	168	4.9	95	17	33	413	12.1
1986-87	29-29	201- 387	.519	6- 15	.400	112-138	.811	170	5.9	79	7	34	520	17.9
1987-88	32-32	230- 432	.532	4- 14	.286	131-175	.749	211	6.6	44	24	39	595	18.6
Total	127-122	720-1340	.537	10- 29	.345	368-502	.733	680	5.4	289	52	119	1818	14.3

JASON FLOYD
Forward • 6-6 • 205 • Hampton, Ga.

- Two-year starter under coach Bobby Cremins (1999-2000)
- Led Tech in free throw shooting in 1998-99
- Finished career among Tech's career leaders in three-point field goals

Career Statistics

Year	G-GS	FG- FGA	Pct	3P-3PA	Pct	FT-FTA	Pct	Reb	Avg	A	Bl	St	Pts	Avg
1996-97	27-4	38- 115	.330	14- 62	.226	14- 17	.824	43	1.6	19	3	10	104	3.9
1997-98	33-1	71- 182	.390	44-114	.386	26- 37	.703	79	2.4	35	7	17	212	6.4
1998-99	31-31	150- 375	.400	69-211	.327	48- 57	.842	148	4.8	60	14	36	417	13.5
1999-00	30-26	104- 260	.400	42-135	.311	32- 44	.727	107	3.6	36	10	16	282	9.4
Total	121-62	363- 932	.389	169-522	.324	120-155	.774	377	3.1	150	34	79	1015	8.4

JAMES FORREST
Forward • 6-8 • 243 • Atlanta, Ga.

- All-ACC first team, 1994
- All-ACC third team, 1995
- Everett Case Award (ACC Tournament MVP), 1993
- Freshman All-America, 1992

Career Statistics

Year	G-GS	FG- FGA	Pct	3P-3PA	Pct	FT-FTA	Pct	Reb	Avg	A	Bl	St	Pts	Avg
1991-92	35-34	195- 383	.509	1- 4	.250	75-106	.708	224	6.4	64	19	31	466	13.3
1992-93	30-29	246- 454	.542	2- 4	.500	92-134	.687	226	7.5	43	28	31	586	19.5
1993-94	25-22	187- 400	.468	0- 6	.000	101-141	.716	198	7.9	36	18	19	475	19.0
1994-95	24-23	184- 377	.488	0- 4	.000	83-125	.664	198	8.3	38	23	34	451	18.8
Total	114-108	812-1614	.503	3- 18	.167	351-506	.694	846	7.4	181	88	115	1978	17.4

MARCUS GEORGES-HUNT
Guard • 6-5 • 218 • College Park, Ga.



- All-ACC second-team (coaches), third-team (media), 2016
- ACC All-Academic team, 2014
- ACC Honor Roll, 2014

Career Statistics

Year	G-GS	FG- FGA	Pct	3P-3PA	Pct	FT-FTA	Pct	Reb	Avg	A	Bl	St	Pts	Avg
2012-13	31-30	123- 289	.426	32- 96	.333	56- 89	.629	151	4.9	46	3	24	334	10.8
2013-14	33-33	133- 320	.416	29- 85	.341	91-135	.674	142	4.3	68	5	27	386	11.7
2014-15	30-30	135- 313	.431	21- 73	.288	116-152	.763	165	5.5	54	4	39	407	13.6
2015-16	36-36	178- 392	.454	40-117	.342	205-249	.823	122	3.4	119	16	31	601	16.7
TOTAL	130-129	569-1314	.433	122-371	.329	468-625	.749	580	4.5	287	28	121	1728	13.3

TOM HAMMONDS
Forward • 6-9 • 227 • Crestview, Fla.



- Third-team All-America, 1989
- All-ACC first-team, 1988 & 1989; second-team, 1987
- #20 jersey retired, March 1, 1989
- First-round pick by Washington in 1989 NBA Draft
- Inducted into Georgia Tech Hall of Fame, 1996

Career Statistics

Year	G-GS	FG- FGA	Pct	3P-3PA	Pct	FT-FTA	Pct	Reb	Avg	A	Bl	St	Pts	Avg
1985-86	34-33	168- 276	.609	-	-	80- 93	.816	219	6.4	37	11	14	416	12.2
1986-87	29-29	206- 362	.569	0- 0	.000	59- 74	.797	208	7.2	41	15	12	471	16.2
1987-88	30-30	229- 403	.568	0- 0	.000	109-132	.826	216	7.2	40	20	10	567	18.9
1988-89	30-30	250- 465	.538	1- 3	.333	126-163	.773	242	8.1	51	26	14	627	20.9
Total	123-122	853-1506	.566	1- 3	.333	374-462	.810	885	7.2	169	72	50	2081	16.9

CAREER STATISTICS OF TOP TECH PLAYERS

MATT HARPRING
Forward • 6-8 • 225 • Dunwoody, Ga.



- First-team All-America, 1998
- Academic All-America, 1997 (2nd) & 1998 (1st)
- Three-time all-ACC first team, 1996-98
- NCAA & ACC Postgraduate Scholarships
- ACC All-Freshman, 1995
- #15 jersey retired, Feb. 28, 1998
- Tech's career leader in FT made and attempted
- Second in Tech history in career points, rebounds
- Finalist for Wooden and Naismith awards, 1998
- 15th pick in the 1998 NBA draft by the Orlando Magic

Career Statistics

Year	G-GS	FG- FGA	Pct	3P-3PA	Pct	FT-FTA	Pct	Reb	Avg	A	Bl	St	Pts	Avg
1994-95	29-24	121- 250	.484	28- 73	.384	81-110	.736	180	6.2	68	7	39	351	12.1
1995-96	36-36	233- 457	.510	66-154	.429	138-181	.762	293	8.1	79	5	61	670	18.6
1996-97	27-27	169- 410	.412	65-190	.342	110-163	.675	222	8.2	60	10	32	513	19.0
1997-98	32-32	230- 504	.456	52-168	.299	179-221	.810	302	9.4	82	7	44	691	21.6
Total	124-119	753-1621	.465	211-585	.361	508-675	.753	997	8.0	289	29	176	2225	17.9

LENNY HORTON
Forward • 6-7 • 190 • Vauxhall, N.J.



- Honorable mention All-Metro, 1978
- Drafted by Seattle Supersonics, 1980
- Metro All-Freshman, 1977
- Inducted into Georgia Tech Hall of Fame, 1985

Career Statistics

Year	G	FG- FGA	Pct	3P-3PA	Pct	FT-FTA	Pct	Reb	Avg	A	Bl	St	Pts	Avg
1976-77	28	100- 213	.469	-	-	89-119	.748	134	4.8	39	3	14	289	10.3
1977-78	27	107- 175	.611	-	-	80-103	.777	202	7.5	33	8	16	294	10.9
1978-79	26	136- 223	.610	-	-	65- 78	.833	198	7.6	41	11	28	337	13.0
1979-80	26	171- 293	.584	-	-	104-127	.819	170	6.5	44	5	36	446	17.2
Total	107	514- 904	.568	-	-	338-427	.791	704	6.6	157	27	94	1411	13.2

JARRETT JACK
Guard • 6-3 • 202 • Fort Washington, Md.



- Honorable mention All-American, 2005
- All-ACC second team, 2005; third team, 2004
- ACC All-Tournament team, 2005
- USBWA All-District, 2005
- First-round draft choice, Denver, 2005 (traded to Portland)

Career Statistics

Year	G-GS	FG- FGA	Pct	3P-3PA	Pct	FT-FTA	Pct.	Reb	Avg	A	Bl	St	TP	Avg
2002-03	31-31	97- 213	.455	17- 60	.283	83-118	.703	110	3.5	185	3	51	294	9.5
2003-04	38-38	145- 318	.456	30- 95	.316	154-192	.802	185	4.9	213	5	74	474	12.5
2004-05	32-31	164- 319	.514	46-104	.442	123-142	.866	155	4.8	145	3	58	497	15.5
Total	101-100	406- 850	.478	93-259	.359	360-452	.796	450	4.5	543	11	183	1265	12.5

ALVIN JONES
Center • 6-11 • 265 • Lakeland, Fla.

- All-ACC first-team, 2001
- ACC All-Defensive Team, 1998-01
- Has Tech records for blocks in a game, season, career
- Second player in Tech annals with 1,000 pts/1,000 rebs
- Drafted by the Philadelphia 76ers

Career Statistics

Year	G-GS	FG- FGA	Pct	3P-3PA	Pct	FT-FTA	Pct	Reb	Avg	A	Bl	St	Pts	Avg
1997-98	33-31	80- 161	.497	0- 1	.000	64-115	.557	220	6.7	28	141	18	224	6.8
1998-99	31-28	145- 277	.523	0- 0	.000	105-201	.522	302	9.7	53	107	18	395	12.7
1999-00	30-29	91- 205	.444	0- 1	.000	110-179	.615	241	8.0	43	76	24	292	9.7
2000-01	30-30	134- 278	.482	0- 2	.000	133-223	.596	312	10.4	46	101	28	401	13.4
Total	124-118	450- 921	.489	0- 4	.000	412-718	.574	1075	8.7	170	425	88	1312	10.6

ROGER KAISER
Guard • 6-1 • 190 • Dale, Ind.



- Consensus first-team All-America in 1961
- First-team All-America in 1960
- SEC Player of the Year, 1961
- Two-time All-SEC, 1960-61
- #21 jersey retired, 1961
- Finished with Tech career records for points, average
- Georgia Tech Hall of Fame, 1966
- NCAA Silver Anniversary Award, 1986

Career Statistics

Year	G	FG- FGA	Pct	3P-3PA	Pct	FT-FTA	Pct	Reb	Avg	A	Bl	St	Pts	Avg
1958-59	26	138- 342	.404	-	-	106-127	.835	182	7.0	-	-	-	382	14.7
1959-60	28	237- 503	.471	-	-	164-190	.863	154	5.5	-	-	-	638	22.8
1960-61	26	216- 517	.418	-	-	176-203	.867	106	4.1	-	-	-	608	23.4
Total	80	591-1362	.434	-	-	446-520	.858	442	5.5	-	-	-	1628	20.4

BOBBY KIMMEL
Guard • 6-3 • 175 • Panama City, Fla.

- All-SEC, 1956 and 1957
- Georgia Tech Hall of Fame, 1963

Career Statistics

Year	G	FG- FGA	Pct	3P-3PA	Pct	FT-FTA	Pct	Reb	Avg	A	Bl	St	Pts	Avg
1954-55	25	119- 361	.330	-	-	122-170	.718	-	-	-	-	-	360	14.4
1955-56	23	137- 342	.401	-	-	159-207	.768	204	8.9	-	-	-	433	18.8
1956-57	26	125- 367	.341	-	-	143-216	.662	223	8.6	-	-	-	393	15.1
Total	98	381-1070	.356	-	-	424-593	.715	-	-	-	-	-	1363	13.9

BEN LAMMERS
Center • 6-10 • 234 • San Antonio, Texas

- All-ACC second-team and ACC Defensive Player of the Year in 2017
- ACC All-Defensive team in 2018
- Finished career 10th all-time at Tech in rebounds, 3rd in blocked shots

Career Statistics

Year	G-GS	FG- FGA	Pct	3P-3PA	Pct	FT-FTA	Pct.	Reb	Avg	A	Bl	St	TP	Avg
2014-15	19-0	9- 21	.429	0- 0	.000	4- 9	.444	28	1.5	1	4	3	22	1.2
2015-16	36-0	57- 87	.655	0- 0	.000	17- 34	.500	145	4.0	17	47	13	131	3.6
2016-17	37-37	214- 415	.516	1- 2	.500	98-133	.737	342	9.2	78	125	43	527	14.2
2017-18	32-32	151- 327	.462	2- 10	.200	71- 95	.747	259	8.1	54	78	39	375	11.7
TOTAL	124-69	431- 850	.507	3- 12	.250	190-271	.701	774	6.2	150	254	98	1055	8.5

GANI LAWAL
Forward • 6-9 • 234 • Norcross, Ga.



- Third-team All-ACC, 2009, 2010
- Second-round pick (46th overall) in the 2010 NBA Draft (Phoenix)
- Finished career 31st on career scoring list, 12th in rebounds

Career Statistics

Year	G-GS	FG- FGA	Pct	3P-3PA	Pct	FT-FTA	Pct.	Reb	Avg	A	Bl	St	TP	Avg
2007-08	32-25	90- 158	.570	0- 1	.000	49- 99	.495	113	3.5	9	32	12	229	7.2
2008-09	31-30	184- 331	.556	0- 1	.000	99-177	.559	294	9.5	19	46	31	467	15.1
2009-10	36-36	172- 325	.529	0- 1	.000	127-222	.572	305	8.5	15	49	16	471	13.1
Total	99-91	446- 814	.548	0- 3	.000	275-498	.552	712	7.2	43	127	59	1167	11.8

MARVIN LEWIS
Guard • 6-4 • 205 • Germantown, Md.

- ACC All-Academic team, 2001, 2003, 2004
- ACC Post-Graduate Scholarship recipient
- Tied for most games played in Tech history
- 18th on career scoring list, 4th in three-point FG

Career Statistics

Year	G-GS	FG- FGA	Pct	3P-3PA	Pct	FT-FTA	Pct.	Reb	Avg	A	Bl	St	TP	Avg
2000-01	30-29	88- 213	.413	40-107	.374	46- 53	.868	134	4.5	44	3	28	262	8.7
2001-02	31-31	111- 272	.408	54-138	.391	63- 72	.875	122	3.9	56	5	41	339	10.9
2002-03	31-28	127- 305	.416	63-172	.366	60- 73	.822	108	3.5	67	5	27	377	12.2
2003-04	38-33	142- 323	.440	82-206	.398	52- 65	.800	107	2.8	54	6	29	418	11.0
Total	130-121	468-1113	.420	239-623	.384	221-263	.840	471	3.6	221	19	125	1396	10.7

MALCOLM MACKEY
Center • 6-11 • 248 • Chattanooga, Tenn.

- All-ACC, 1991 (second team) & 1992 (third team)
- ACC All-Tournament, 1990 (3rd team) & 1992 (2nd)
- Tech's all-time leader in rebounds and games played
- First-round selection by Phoenix in 1993 NBA draft

Career Statistics

Year	G-GS	FG- FGA	Pct	3P-3PA	Pct	FT-FTA	Pct	Reb	Avg	A	Bl	St	Pts	Avg
1989-90	35-33	114- 203	.562	0- 0	.000	26- 59	.441	262	7.5	16	41	13	254	7.3
1990-91	30-30	190- 345	.551	0- 1	.000	80-134	.597	321	10.7	30	54	16	460	15.3
1991-92	35-35	212- 388	.546	0- 1	.000	129-189	.683	316	9.0	54	43	17	553	15.8
1992-93	30-29	193- 364	.530	0- 1	.000	83-130	.638	306	10.2	41	61	14	469	15.6
Total	130-127	709-1300	.545	0- 3	.000	318-512	.621	1205	9.3	141	199	60	1736	13.4

MICHAEL MADDOX
Forward • 6-9 • 226 • Atlanta, Ga.



- Three-year starter
- Member of 1996 ACC regular-season champions

Career Statistics

Year	G-GS	FG- FGA	Pct	3P-3PA	Pct	FT-FTA	Pct	Reb	Avg	A	Bl	St	Pts	Avg
1994-95	30-12	108- 238	.454	26- 68	.382	31- 54	.574	135	4.5	36	19	27	273	9.1
1995-96	36-36	128- 257	.498	29- 68	.426	47- 72	.653	168	4.7	41	28	16	332	9.2
1996-97	27-27	97- 241	.402	30- 91	.330	37- 59	.627	163	6.0	38	13	24	261	9.7
1997-98	33-33	163- 343	.475	48-126	.381	63- 92	.685	221	6.7	57	33	35	437	13.2
Total	126-108	496-1079	.460	133-353	.377	178-277	.643	687	5.5	172	93	102	1303	10.3

CAREER STATISTICS OF TOP TECH PLAYERS

STEPHON MARBURY



Guard • 6-3 • 180 • Brooklyn, N.Y.

- First-team All-ACC, ACC Rookie of the Year, 1996
- Third-team All-America, 1996
- Freshman All-America, 1996
- ACC All-Tournament, 1996
- Fourth pick in the 1996 NBA draft (Milwaukee, traded to Minnesota)

Career Statistics

Year	G-GS	FG- FGA	Pct	3P-3PA	Pct	FT-FTA	Pct	Reb	Avg	A	Bl	St	Pts	Avg
1995-96	36-35	235- 514	.457	88-238	.370	121-164	.738	113	3.1	161	4	63	679	18.9

DANIEL MILLER



Center • 6-11 • 275 • Loganville, Ga.

- All-ACC (third team), 2014
- ACC All-Defensive team (2013, 2014)
- No. 2 all-time in blocked shots, No. 8 in career rebounds

Career Statistics

Year	G-GS	FG- FGA	Pct	3P-3PA	Pct	FT-FTA	Pct	Reb	Avg	A	Bl	St	Pts	Avg
2010-11	31-31	60- 121	.496	0- 0	.000	17- 46	.370	154	5.0	19	67	31	137	4.4
2011-12	31-31	110- 221	.498	0- 0	.000	32- 42	.762	203	6.5	46	75	29	252	8.1
2012-13	31-31	104- 203	.512	0- 1	.000	51- 70	.729	206	6.6	67	64	27	259	8.4
2013-14	33-33	149- 258	.578	0- 0	.000	61- 99	.616	258	7.8	51	80	38	359	10.9
Total	126-126	423- 803	.527	0- 1	.000	161-257	.626	821	6.5	183	286	125	1007	8.0

ANTHONY MORROW



Guard • 6-5 • 215 • Charlotte, N.C.

- All-ACC (honorable mention), 2008
- Holds Tech record for career free throw percentage
- Finished 19th on Tech all-time points list, 3rd in three-point FG

Career Statistics

Year	G-GS	FG- FGA	Pct	3P-3PA	Pct	FT-FTA	Pct	Reb	Avg	A	Bl	St	Pts	Avg
2004-05	31-0	61- 154	.396	38-104	.365	17- 19	.895	59	1.9	11	8	14	177	5.7
2005-06	28-28	154- 348	.443	78-182	.429	63- 71	.887	127	4.5	46	5	30	449	16.0
2006-07	32-10	104- 244	.426	61-146	.418	49- 58	.845	87	2.7	28	3	19	318	9.9
2007-08	32-32	154- 336	.458	81-181	.448	67- 78	.859	130	4.1	34	10	36	456	14.3
Total	123-70	473-1082	.437	258-613	.421	196-226	.867	403	3.3	119	26	99	1400	11.4

CRAIG NEAL

Guard • 6-5 • 166 • Washington, Ind.

- All-ACC (third team), 1989
- Holds Tech records for assists in game and season
- ACC record 303 assists in 1988
- Drafted by Portland in 1989 NBA draft

Career Statistics

Year	G-GS	FG- FGA	Pct	3P-3PA	Pct	FT-FTA	Pct	Reb	Avg	A	Bl	St	Pts	Avg
1983-84	28-4	64- 136	.471	-	-	23- 34	.676	31	1.1	80	5	17	151	5.4
1984-85	4-0	4- 10	.400	-	-	2- 4	.500	3	0.8	9	0	1	10	2.5
1985-86	34-1	67- 156	.429	-	-	58- 70	.829	43	1.3	96	2	20	192	5.6
1986-87	29-16	74- 162	.457	34- 82	.415	36- 43	.837	52	1.8	171	3	33	218	7.5
1987-88	32-30	80- 170	.471	32- 88	.364	55- 77	.714	68	2.1	303	12	56	247	7.7
Total	127-51	289- 634	.456	66-170	.388	174-228	.763	197	1.6	659	22	127	818	6.4

JIM NOLAN

Center • 6-8 • 210 • Macon, Ga.

- All-SEC Tournament, 1948; All-SEC, 1949
- Drafted by the Philadelphia Warriors
- Georgia Sports Hall of Fame, 1962
- Georgia Tech Hall of Fame, 1962

Career Statistics

Year	G	FG- FGA	Pct	3P-3PA	Pct	FT-FTA	Pct	Reb	Avg	A	Bl	St	Pts	Avg
1945-46	21	-	-	-	-	-	-	-	-	-	-	-	-	-
1946-47	20	58-	-	-	-	36-	-	-	-	-	-	-	152	7.6
1947-48	21	93-	-	-	-	65-	-	-	-	-	-	-	251	12.0
1948-49	24	-	-	-	-	-	-	-	-	-	-	-	-	-
Total	86	420-	-	-	-	296-	-	-	-	-	-	-	1136	13.2

JOSH OKOGIE

Guard • 6-4 • 213 • Snellville, Ga.

- Third-team All-ACC as a sophomore in 2018
- ACC All-Freshman team in 2017
- Statistics for 36 games in 2016-17 vacated by NCAA Committee on Infractions

Career Statistics

Year	G-GS	FG- FGA	Pct	3P-3PA	Pct	FT-FTA	Pct.	Reb	Avg	A	Bl	St	TP	Avg
2016-17	1-1	7- 9	.778	1- 2	.500	3- 6	.500	155	6.2	1	0	1	18	18.0
2017-18	24-24	133- 320	.416	38-100	.380	133-162	.821	150	6.3	59	23	42	437	18.2
TOTAL	25-25	140- 329	.426	39-102	.382	136-168	.810	155	6.2	60	62	43	455	18.2

BRIAN OLIVER

Guard • 6-4 • 211 • Smyrna, Ga.

- Second-team All-ACC, 1989 and 1990
- ACC Tournament MVP, 1990
- Second-round pick by Philadelphia, 1990 NBA draft
- Only Tech player with 1,000 points, 500 rebounds and 500 assists
- Georgia Tech Hall of Fame, 2000

Career Statistics

Year	G-GS	FG- FGA	Pct	3P-3PA	Pct	FT-FTA	Pct	Reb	Avg	A	Bl	St	Pts	Avg
1986-87	29-15	72- 158	.456	7- 18	.389	54- 75	.720	91	3.1	92	3	26	205	7.1
1987-88	32-32	157- 310	.506	13- 38	.342	76-102	.745	139	4.3	112	0	42	403	12.6
1988-89	32-32	191- 345	.554	28- 70	.400	106-135	.785	179	5.6	223	1	44	516	16.1
1989-90	34-34	260- 504	.516	57-147	.388	147-204	.721	204	6.0	111	5	28	724	21.3
Total	127-113	680-1317	.516	105-273	.385	383-516	.742	613	4.8	538	9	140	1848	14.6

ZACHERY PEACOCK

Forward • 6-8 • 235 • Miami, Fla.

- Finished career 41st on Georgia Tech career scoring list

Career Statistics

Year	G-GS	FG- FGA	Pct	3P-3PA	Pct	FT-FTA	Pct	Reb	Avg	A	Bl	St	Pts	Avg
2006-07	30-9	63- 131	.481	11- 38	.289	27- 48	.563	88	2.9	20	8	18	164	5.5
2007-08	27-0	99- 197	.503	12- 40	.300	58- 72	.806	106	3.9	27	12	24	268	9.9
2008-09	30-30	108- 237	.456	6- 15	.400	55- 75	.733	144	4.8	28	21	32	277	9.2
2009-10	35-1	114- 239	.477	19- 51	.373	53- 67	.791	143	4.1	34	10	36	300	8.6
Total	122-40	384- 804	.478	48-144	.333	193-262	.737	481	3.9	109	51	110	1009	8.3

MARK PRICE

Guard • 6-1 • 174 • Enid, Okla.

- Three-time All-America (first-team in 1985)
- Four-time all-ACC selection (first-team, 1984-85-86)
- Finalist for Wooden and Naismith awards, 1986
- ACC Player of the Year, 1985
- Everett Case Award (ACC Tournament MVP), 1985
- ACC Rookie of the Year, 1983
- #25 jersey retired, March 2, 1986; #25 jersey also retired by Cleveland Cavaliers
- Georgia Sports Hall of Fame, 2005; Georgia Tech Hall of Fame, 1991
- Second-round pick by Dallas in 1986 (traded to CLE)

Career Statistics

Year	G-GS	FG- FGA	Pct	3P-3PA	Pct	FT-FTA	Pct	Reb	Avg	A	Bl	St	Pts	Avg
1982-83	28-28	201- 462	.435	73-166	.440	93-106	.877	105	3.8	91	4	55	568	20.3
1983-84	29-29	191- 375	.509	-	-	70- 85	.824	61	2.1	121	0	55	452	15.6
1984-85	35-35	223- 462	.483	-	-	137-163	.840	71	2.0	150	2	66	583	16.7
1985-86	34-34	233- 441	.528	-	-	124-145	.855	94	2.8	148	5	64	590	17.4
Total	126-126	848-1740	.487	73-166	.440	424-499	.850	331	2.6	510	11	240	2193	17.4

TERRY RANDALL

Guard • 5-10 • 165 • Columbia, Ky.

- All-SEC, 1958 and 1959
- Georgia Tech Hall of Fame, 1970

Career Statistics

Year	G	FG- FGA	Pct	3P-3PA	Pct	FT-FTA	Pct	Reb	Avg	A	Bl	St	Pts	Avg
1956-57	26	153- 346	.442	-	-	112-135	.830	132	5.1	-	-	-	418	16.1
1957-58	25	157- 387	.406	-	-	94-123	.764	142	5.7	-	-	-	408	16.3
1958-59	26	138- 324	.426	-	-	87-110	.791	131	5.0	-	-	-	363	14.0
Total	77	448-1057	.424	-	-	293-368	.796	405	5.3	-	-	-	1189	15.4

JOHN SALLEY



Forward-Center • 7-0 • 231 • Brooklyn, N.Y.

- Second-team All-America, 1986
- Second-team All-ACC, 1985 & 1986
- #22 jersey retired, March 2, 1986
- Georgia Tech Hall of Fame, 1991
- 11th pick in the 1986 NBA draft (New Jersey)
- Part of four NBA championship teams in his professional career

Career Statistics

Year	G-GS	FG- FGA	Pct	3P-3PA	Pct	FT-FTA	Pct	Reb	Avg	A	Bl	St	Pts	Avg
1982-83	27-27	104- 207	.502	0- 0	.000	102-160	.638	153	5.7	36	35	18	310	11.5
1983-84	29-29	126- 214	.589	-	-	89-132	.674	167	5.8	73	67	22	341	11.8
1984-85	35-35	193- 308	.627	-	-	105-165	.636	250	7.1	93	82	29	491	14.0
1985-86	34-34	172- 284	.606	-	-	101-170	.594	228	6.7	117	59	28	445	13.1
Total	125-125	595-1013	.587	0- 0	.000	397-627	.633	798	6.4	319	243	97	1587	12.7

CAREER STATISTICS OF TOP TECH PLAYERS

DENNIS SCOTT
Forward • 6-8 • 229 • Reston, Va.



- First-team All-America, National Player of the Year, 1990
- Two-time All-ACC, 1989 (3rd) & 1990 (1st)
- ACC Player of the Year, 1990
- ACC Rookie of the Year, 1988
- Holds Tech records for 3-pt FG in game, season & career
- Scored ACC-record 970 points in 1990
- Fourth pick in 1990 NBA draft by Orlando Magic
- Georgia Tech Hall of Fame, 2001

Career Statistics

Year	G-GS	FG- FGA	Pct	3P-3PA	Pct	FT-FTA	Pct	Reb	Avg	A	Bl	St	Pts	Avg
1987-88	32-31	181- 411	.440	98-208	.471	36- 55	.655	161	5.0	116	11	43	496	15.5
1988-89	32-32	227- 512	.443	116-292	.397	79- 97	.814	131	4.1	98	7	45	649	20.3
1989-90	35-35	336- 722	.465	137-331	.414	161-203	.793	231	6.6	71	33	62	970	27.7
Total	99-98	744-1645	.452	351-831	.422	276-355	.777	523	5.3	285	51	150	2115	21.4

IMAN SHUMPERT
Guard • 6-5 • 212 • Oak Park, Ill.

- Second-team All-ACC, 2011
- ACC All-Defensive Team, 2011
- ACC All-Tournament (2nd team), 2010
- 17th pick in 2011 NBA draft by New York Knicks

Career Statistics

Year	G-GS	FG- FGA	Pct	3P-3PA	Pct	FT-FTA	Pct	Reb	Avg	A	Bl	St	Pts	Avg
2008-09	31-31	106- 271	.391	32-102	.314	86-131	.656	121	3.9	154	6	64	330	10.6
2009-10	30-29	104- 270	.385	37-111	.333	54- 75	.720	108	3.6	120	5	58	299	10.0
2010-11	31-31	177- 436	.406	42-151	.278	141-175	.806	184	5.9	108	6	85	537	17.3
Total	92-91	387- 977	.396	111-364	.305	281-381	.738	413	4.5	382	17	207	1166	12.7

PETE SILAS
Forward • 6-6 • 180 • Miami, Fla.

- All-SEC, 1951 (3rd) & 1953 (1st)
- 1955 Pan-Am Games, Gold Medal
- Drafted by Minneapolis Lakers
- NCAA Silver Anniversary Award, 1978

Career Statistics

Year	G	FG- FGA	Pct	3P-3PA	Pct	FT-FTA	Pct	Reb	Avg	A	Bl	St	Pts	Avg
1950-51	27	121-	-	-	-	75-109	.688	-	-	-	-	-	317	11.6
1951-52	23	156-	-	-	-	81-	-	-	-	-	-	-	393	17.8
1952-53	22	144- 432	.333	-	-	86-131	.656	-	-	-	-	-	374	17.0
Total	72	421-	-	-	-	242-	-	-	-	-	-	-	1084	15.1

BROOK STEPPE
Guard • 6-5 • 190 • Atlanta, Ga.

- Tech's first All-ACC player in 1982 (second team)
- First-round NBA pick in 1983 by Kansas City

Career Statistics

Year	G-GS	FG- FGA	Pct	3P-3PA	Pct	FT-FTA	Pct	Reb	Avg	A	Bl	St	Pts	Avg
1978-79	26	57- 113	.504	-	-	55- 67	.821	35	1.3	21	3	16	169	6.5
1979-80	26	178- 352	.506	-	-	135-168	.804	111	4.3	64	4	27	491	18.9
1981-82	25-24	175- 329	.532	-	-	95-129	.736	136	5.4	49	10	26	445	17.8
Total	77	410- 794	.516	-	-	285-364	.783	282	3.7	134	17	69	1105	14.4

JIM THORNE
Guard • 6-2 • 175 • Cuyahoga Falls, Ohio



- Finished career as Tech's all-time assists leader
- Georgia Tech Hall of Fame, 1979

Career Statistics

Year	G	FG- FGA	Pct	3P-3PA	Pct	FT-FTA	Pct	Reb	Avg	A	Bl	St	Pts	Avg
1968-69	24	49- 156	.314	-	-	55- 70	.786	94	3.9	88	-	-	153	6.4
1969-70	27	97- 182	.533	-	-	85-109	.780	95	3.5	163	-	-	279	10.3
1970-71	30	160- 333	.480	-	-	77-108	.713	112	5.5	160	-	-	397	13.2
Total	81	306- 671	.456	-	-	217-287	.756	301	3.7	411	-	-	829	10.2

PHIL WAGNER
Guard • 6-2 • 187 • Cynthiana, Ky.



- Drafted by Atlanta Hawks, 1968
- Georgia Tech Hall of Fame, 1973

Career Statistics

Year	G	FG- FGA	Pct	3P-3PA	Pct	FT-FTA	Pct	Reb	Avg	A	Bl	St	Pts	Avg
1965-66	26	145- 304	.477	-	-	97-123	.789	92	3.5	99	-	-	387	14.9
1966-67	21	164- 291	.564	-	-	82-104	.788	106	5.0	88	-	-	410	19.5
1967-68	20	140- 292	.479	-	-	112-137	.818	132	6.6	78	-	-	392	19.6
Total	67	449- 887	.506	-	-	291-364	.799	330	4.9	265	-	-	1189	17.7

JIM WOOD
Center • 6-8 • 210 • Steubenville, Ohio

- All-Metro, 1977 (second team)
- Georgia Tech Hall of Fame, 1985

Career Statistics

Year	G	G- FGA	Pct	3P-3PA	Pct	FT-FTA	Pct	Reb	Avg	A	Bl	St	Pts	Avg
1973-74	25	119- 257	.463	-	-	40- 58	.690	138	5.5	18	-	-	278	11.1
1974-75	26	167- 327	.511	-	-	55- 78	.705	249	9.6	23	-	-	389	15.0
1975-76	27	165- 334	.494	-	-	68- 94	.723	166	6.1	31	-	-	398	14.7
1976-77	28	151- 313	.482	-	-	92-124	.742	187	6.7	28	-	-	394	14.1
Totals	106	602-1231	.489	-	-	255-354	.720	740	7.0	100	-	-	1459	13.8

MOSES WRIGHT
Forward • 6-9 • 233 • Raleigh, N.C.

- ACC Player of the Year, first-team All-ACC, ACC All-Defensive team, 2021
- USBWA All-District, HM All-America (AP) as a senior, 2021
- Atlanta Tipoff Club Georgia Co-Player of the Year, 2021
- One of 21 Tech players to collect 1,000 points and 5000 rebounds in a career

Career Statistics

Year	G-GS	FG- FGA	Pct	3P-3PA	Pct	FT-FTA	Pct.	Reb	Avg	A	Bl	St	Pts	Avg
2017-18	25-10	35- 114	.307	2- 31	.065	19- 35	.543	85	3.4	17	13	16	91	3.6
2018-19	30-21	87- 185	.470	5- 24	.208	22- 45	.489	112	3.7	23	19	13	201	6.7
2019-20	31-31	169- 318	.531	7- 29	.241	58- 94	.617	216	7.0	28	35	18	403	13.0
2020-21	25-25	175- 329	.532	12- 29	.414	73-111	.658	201	8.0	57	41	37	435	17.4
TOTAL	111-87	466- 946	.493	26-113	.230	172-285	.604	614	5.5	125	108	84	1130	10.2

RICH YUNKUS
Forward-Center • 6-9 • 215 • Benton, Ill.

- Second-team All-America, 1971; third-team, 1970
- Sixth in the nation in scoring in 1970
- Tech's all-time leader in points & scoring avg.
- Three-time Academic All-America, 1969-71
- #40 jersey retired, 1971
- Georgia Tech Hall of Fame, 1976

Career Statistics

Year	G	FG- FGA	Pct	3P-3PA	Pct	FT-FTA	Pct	Reb	Avg	A	Bl	St	Pts	Avg
1968-69	25	243- 465	.523	-	-	117-156	.750	276	11.0	31	-	-	603	24.1
1969-70	27	317- 568	.558	-	-	180-217	.829	323	12.0	60	-	-	814	30.1
1970-71	32	314- 691	.454	-	-	187-241	.776	356	11.1	50	-	-	815	25.5
Total	84	874-1724	.507	-	-	484-614	.788	955	11.4	141	-	-	2232	26.6

Note: The players who appear on these pages either were named to an official all-conference team during their Tech careers, or finished with at least 1,000 career points.

CAREER TOTALS OF ALL TECH PLAYERS SINCE 1979-80 (ACC ERA)

Years	Name	G	MP	FG-	FGA	Pct	3P-	3PA	Pct	FT-	FTA	Pct	O-	D	Reb	Avg	A	TO	Bl	St	Pts	Avg
1984-85	Adams, Bud	3	12	0-	1	.000	0-	0	.000	4-	6	.667	0-	0	0	0.0	0	0	1	0	4	1.3
1998-02	Akins, Tony	122	3969	529-	1369	.386	301-	812	.371	299-	396	.755	80-	355	435	3.6	561	404	3	173	1658	13.6
2017-19	Alston, Brandon	58	1216	116-	280	.414	42-	113	.372	82-	107	.766	24-	77	101	1.7	77	72	3	18	356	6.1
2017-21	Alvarado, Jose	106	3704	491-	1106	.444	172-	505	.341	275-	348	.790	64-	321	385	3.6	384	240	8	226	1429	13.5
2006-09	Aminu, Alade	105	1786	300-	563	.533	0-	1	.000	113-	189	.598	173-	305	478	4.6	53	118	105	66	713	6.8
1989-91	Anderson, Kenny	65	2488	561-	1185	.43	113-	302	.374	262-	333	.787	113-	251	364	5.6	454	252	5	168	1497	23.0
2007-09	Anderson, Ty	10	27	3-	8	.375	0-	3	.000	0-	2	.000	3-	1	4	0.4	0	3	0	1	6	0.6
1996-01	Babul, Jon	100	2153	140-	382	.366	15-	67	.223	133-	207	.643	188-	214	402	4.0	108	137	38	48	428	4.3
1990-94	Balanis, Rod	34	95	13-	31	.419	1-	9	.111	7-	9	.778	5-	11	16	0.5	11	11	1	0	34	1.0
2018-20	Banks III, James	62	1859	234-	429	.545	0-	1	.000	151-	231	.654	168-	307	475	7.7	76	133	154	47	619	10.0
1993-95	Barbic, Yann	23	152	19-	48	.396	5-	19	.263	8-	13	.615	12-	17	29	1.3	16	26	0	7	51	2.2
1989-94	Barnes, Darryl	63	365	37-	84	.440	0-	0	.000	13-	26	.500	21-	58	79	1.3	10	23	33	4	87	1.4
1992-96	Barry, Drew	117	3910	409-	915	.447	179-	485	.369	256-	329	.778	76-	406	482	4.1	724	366	41	193	1253	10.7
1990-92	Barry, Jon	65	2319	381-	873	.436	176-	474	.371	142-	201	.706	63-	199	262	4.0	317	188	24	124	1080	16.6
2006-10	Bell, D'Andre	124	2349	214-	505	.424	33-	101	.327	121-	165	.733	73-	159	232	1.9	163	171	31	123	582	4.7
1991-95	Best, Travis	124	4504	703-	1540	.456	258-	656	.393	393-	486	.809	66-	316	382	3.1	692	324	15	217	2057	16.6
1987-88	Boisvert, Dave	9	27	4-	10	.400	0-	0	.000	0-	3	.000	0-	12	12	1.3	4	0	0	1	8	0.9
2012-15	Bolden, Chris	86	1997	209-	591	.354	97-	312	.311	45-	67	.672	24-	60	184	2.1	102	100	10	59	560	6.5
2002-03	Bosh, Chris	31	960	168-	300	.560	22-	46	.478	127-	174	.730	95-	183	278	9.0	38	72	67	30	485	15.6
1981-83	Bradford, Maurice	51	582	147-	310	.474	0-	1	.000	89-	158	.563	-	-	214	4.2	96	78	10	23	383	7.5
1994-97	Brennan, Bryan	31	49	6-	24	.250	2-	8	.250	5-	8	.625	3-	4	7	0.2	3	3	0	5	19	0.6
1988-89	Brittian, Maurice	32	653	60-	97	.619	0-	0	.000	23-	31	.74.2	-	-	146	4.6	43	0	16	10	143	4.5
2019-21	Broadway, Niko	5	61	1-	3	.333	0-	0	.000	0-	0	.000	2-	2	4	0.8	1	0	0	0	2	0.4
2001-04	Brooks, Robert	111	1287	100-	217	.461	0-	0	.000	44-	74	.594	97-	191	288	2.6	56	78	52	55	244	2.2
1988-90	Brown, Karl	67	1643	64-	187	.342	18-	62	.290	90-	133	.677	14-	97	111	1.7	233	47	3	69	236	3.5
2004-05	Bynum, Will	62	1489	220-	545	.404	83-	255	.325	165-	216	.764	28-	117	145	2.3	154	132	1	60	688	11.1
1981-84	Byrd, Anthony	79	920	248-	481	.516	23-	57	.000	96-	125	.768	-	-	169	2.1	85	35	7	65	615	7.8
2006-09	Cage, Gary	10	33	1-	3	.333	1-	2	.500	2-	3	.667	0-	1	1	0.1	5	3	0	1	5	0.5
1985-86	Carr, Michael	7	22	3-	6	.500	0-	0	.000	1-	2	.500	0-	3	3	0.6	1	0	0	0	7	1.4
2013-14	Carter, Jr., Robert	54	1433	221-	485	.456	32-	117	.274	95-	149	.638	103-	298	401	7.4	56	91	57	39	569	10.5
1996-97	Cassidy, Omar	7	24	0-	2	.000	0-	2	.000	0-	1	.000	0-	0	0	0.0	6	4	0	2	0	0.0
2007-08	Causey, Matt	30	538	72-	121	.421	36-	85	.424	37-	49	.755	8-	37	45	1.5	111	72	1	29	217	7.2
1987-88	Christian, Michael	9	159	15-	42	.357	7-	13	.538	4-	7	.571	-	-	22	2.4	25	0	2	3	41	4.6
2006-09	Clinch, Lewis	93	2420	377-	928	.406	176-	481	.366	118-	177	.667	71-	167	238	2.6	175	191	9	66	1048	11.3
1980-82	Cole, Dave	28	164	21-	47	.447	0-	0	.000	22-	38	.579	-	-	44	1.6	2	27	4	2	64	2.3
2017-20	Cole, Evan	69	897	103-	225	.458	14-	63	.222	51-	89	.573	62-	142	204	3.0	31	56	23	24	271	3.9
1998-00	Collier, Jason	55	1824	331-	723	.458	63-	174	.362	214-	294	.728	129-	329	458	8.3	85	184	67	38	939	17.1
2014-15	Cox, Demarco	31	826	116-	229	.507	0-	0	.000	40-	81	.494	76-	112	188	6.1	19	44	28	14	272	8.8
2009-12	Craig, Derek	23	80	8-	26	.308	3-	17	.176	2-	2	1.000	1-	8	9	0.4	6	8	0	4	21	0.9
2006-07	Crittenton, Javaris	32	1003	158-	351	.450	36-	101	.356	108-	138	.783	28-	91	119	3.7	184	124	2	65	460	14.4
1997-98	Culbreth, Bert	5	19	2-	9	.222	1-	6	.167	0-	0	.000	0-	3	3	0.6	0	1	1	0	5	1.0
1983-87	Dalrymple, Bruce	126	4331	614-	1269	.484	12-	45	.267	348-	488	.713	-	-	744	5.9	446	-	13	227	1588	12.6
2005-07	Dickey, Ra'Sean	89	1806	301-	501	.601	1-	4	.250	172-	247	.696	149-	304	453	5.1	52	183	96	60	775	8.7
2019-21	Didenko, David	11	34	10	10	.100	1-	9	.111	0-	0	.000	1-	7	8	0.7	0	1	1	1	3	0.3
2008-09	Dieng, Bassirou	9	58	4-	5	.800	1-	1	1.000	2-	5	.400	3-	9	12	1.3	1	6	3	1	11	1.2
1988-91	Domalik, Brian	57	409	28-	88	.318	22-	64	.344	15-	29	.517	7-	17	24	0.4	43	34	0	8	93	1.6
2002-05	Elder, B.J.	122	3130	587-	1376	.427	222-	600	.370	220-	293	.751	127-	176	303	2.5	196	216	12	106	1616	13.2
1993-97	Elisma, Eddie	122	3200	368-	669	.550	2-	5	.400	166-	281	.591	342-	423	765	6.3	91	182	180	90	904	7.4
2001-03	Ewing, David	13	17	2-	4	.500	0-	0	.000	0-	0	.000	0-	4	4	0.3	0	1	0	0	4	0.3
2009-10	Favors, Derrick	36	989	179-	293	.611	0-	1	.000	90-	143	.629	108-	195	303	8.4	37	90	74	32	448	12.4
2007-08	Faye, Mouhammad	35	416	51-	131	.389	10-	45	.222	17-	36	.472	35-	51	86	2.5	26	42	14	21	129	3.7
1999-01	Fein, Shaun	60	1792	249-	449	.554	140-	368	.380	86-	126	.683	41-	149	190	3.2	168	101	7	57	718	12.0
1984-88	Ferrell, Duane	127	3999	720-	1340	.537	10-	29	.345	368-	502	.733	-	-	680	5.4	289	0	52	119	1818	14.3
1996-00	Floyd, Jason	121	2808	363-	932	.389	169-	522	.324	120-	155	.774	152-	225	377	3.1	150	184	34	79	1015	8.4
1984-87	Ford, Antoine	98	1375	109-	239	.456	0-	0	.000	63-	96	.656	-	-	276	2.8	50	0	87	18	281	2.9
2009-12	Foreman, Nick	106	928	49-	115	.426	19-	49	.388	27-	39	.692	38-	58	96	0.9	34	25	10	32	144	1.4
1991-95	Forrest, James	114	3775	812-	1614	.503	3-	18	.167	351-	507	.692	268-	578	846	7.4	181	236	88	115	1978	17.4
2005-06	Fredrick, Zam	47	934	121-	310	.390	33-	105	.314	54-	75	.720	17-	66	83	1.8	125	107	3	28	329	7.0
1990-93	Gaddy, James	17	43	6-	19	.316	1-	2	.000	0-	0	.000	5-	4	9	0.5	7	4	0	3	13	0.8
1981-82	Gardner, Scott	11	-	2-	5	.400	0-	0	.000	0-	3	.000	0-	3	3	0.3	0	2	0	0	4	0.4
1995-96	Gaston, Juan	35	351	50-	110	.455	5-	16	.313	22-	38	.579	35-	43	78	2.2	12	18	3	21	127	3.6
1990-92	Geiger, Matt	62	1683	295-	507	.582	0-	5	.000	133-	192	.693	164-	262	426	6.9	63	122	94	30	723	11.7
1990-91	Gemberling, Brian	4	8	3-	7	.429	0-	1	.000	0-	0	.000	2-	3	5	1.3	0	1	0	0	6	1.5
2012-16	Georges-Hunt, Marcus	130	4017	569-	1314	.433	122-	371	.329	468-	625	.749	200-	380	580	4.5	287	221	28	121	1728	13.3
1997-98	Glover, Dion	33	1163	222-	503	.441	45-	166	.271	119-	186	.640	73-	93	166	5.0	86	119	8	70	608	18.4
2013-14	Golden, Trae	31	944	123-	310	.397	46-	142	.324	119-	152	.783	14-	66	80	2.6	97	62	2	14	411	13.3
1980-82	Goza, Lee	53	828	176-	284	.620	0-	0	.000	94-	144	.653	-	-	285	5.4	52	134	20	12	446	8.4
2014-19	Gueye, Abdoulaye	89	1427	168-	347	.484	4-	24	.167	67-	118	.568	110-	193	303	3.4	67	113	75	44	407	4.6
1979-81	Hall, Fred	41	859	147-	365	.403	0-	0	.000	54-	86	.628	-	-	117	2.9	29	86	8	23	348	8.5
1985-89	Hammonds, Tom	123	4387	853-	1506	.566	1-	3	.333	374-	467	.801	-	-	885	7.2	169	0	72	59	2081	16.9
1991-95	Harlicka, Todd	45	116	10-	45	.222	5-	27	.185	4-	4	1.000	7-	6	13	0.3	8	17	2	13	29	0.7
1994-98	Harpring, Matt	124	4506	753-	1621	.465	211-	585	.361	508-	675	.753	395-	602	997	8.0	289	356	29	178	2225	17.9
2000-01	Harpring, Patrick	8	14	1-	7	.143	1-	2	.500	0-	0	.000	1-	1	2	0.2	0	1	0	1	3	0.4
2016-17	Harris, Norman	3	6	1-	4	.250	0-	0	.000	0-	0	.000	1-	0	1	0.3	0	1	0	0	2	0.7
1982-84	Harvey, Tim	55	1018	87-	193	.451	2-	2	1.000	70-	116	.603	-	-	187	3.4	54	0	31	13	246	4.5
2017-19	Haywood II, Curtis	44	993	80-	219	.365	49-	162	.302	34-	43	.791	15-	106	121	2.8	94	57	8	47	243	5.5
2014-17	Heath, Josh	98	2218	145-	364	.398	19-	73	.260	91-	127	.717	33-	134	167	1.7	322	153	11	78	400	4.1
2013-17	Heyward, Corey	96	1395	41-	136	.301	19-	60	.317	33-	58	.569	30-	101	131	1.4	93	54	7	53	134	1.4
2011-12	Hicks, Nate	47	402	28-	51	.549	0-	0	.000	9-	23	.391	39-	59	98	2.1	7	19	28	3	65	1.4
1990-93	Hill, Bryan	94	1908	174-	398	.437	47-	118	.398	79-	144	.549	77-	139	216	2.3	192	159	19	73	474	5.0
1994-96	Hodge, Bucky	53	281	20-	57	.351	1-	2	.500	6-	12	.500	25-	26	51	1.0	10	25	11	3	47	0.9
2011-14	Holsey, Kammeon	125	2473	373-	677	.551	0-	0	.000	166-	282	.589	247-	295	542	4.3	95	207	37	53	912	7.3
1979-80	Horton, Lenny	26	957	171-	293	.584	0-	0	.000	104-	127	.819	-	-	170	6.5	44	55	5	36	446	17.2
1981-82	Howard, Brian	25	-	73-	137	.533	0-	0	.000	29-	39	.744	-	-	47	1.9	62	66	1	19	175	7.0
1999-01	Isenhour, Michael	39	300	14-	45	.311	0-	0	.000	9-	14	.643	14-	24	38	1.0	14	30	4	7	37	0.9
2003-05	Jack, Jarrett	101	3260	406-	850	.478	93-	259	.359	360-	452	.796	44-	406	450	4.5	543	332	11	183	1265	12.5

Individual/Team Success Records

Overall Wins

1.	Duane Ferrell	1984-88	92
	John Martinson	1984-88	92
3.	Bruce Dalrymple	1983-87	88
	Gregory White	1988-92	88
5.	Malcom Mackey	1989-93	87
6.	Brian Oliver	1986-90	86
	Darryl Barnes	1989-94	86
8.	Jack Mansell	1982-86	85
	John Salley	1982-86	85
	Mark Price	1982-86	85
	Tom Hammonds	1985-89	85
	Willie Reese	1985-89	85
	Anthony Sherrod	1985-89	85
14.	James Munlyn	1986-91	83
	Craig Neal	1983-88	83

Overall Win Percentage

1.	Johnny McNeil	1988-90	.716
	Karl Brown	1988-90	.716
3.	Antoine Ford	1984-87	.714
4.	Duane Ferrell	1984-88	.708
	John Martinson	1984-88	.708
6.	Dennis Scott	1987-90	.707
7.	Scott Petway	1983-85	.703
	Yvon Joseph	1983-85	.703
9.	Bruce Dalrymple	1983-87	.693
10.	Kenny Anderson	1989-91	.692
11.	Dave Boisvert	1987-88	.688
12.	Jack Mansell	1982-86	.675
	John Salley	1982-86	.675
	Mark Price	1982-86	.675
15.	Brian Oliver	1986-90	.672

ACC Wins

1.	John Kelly	1993-96	36
	Drew Barry	1993-96	36
3.	Duane Ferrell	1984-88	35
	John Martinson	1984-88	35
5.	Tom Hammonds	1985-89	34
	Willie Reese	1985-89	34
	Anthony Sherrod	1985-89	34
	Jose Alvarado	2017-21	34
	Moses Wright	2017-21	34
10.	Bruce Dalrymple	1983-87	33
11.	Craig Neal	1983-88	32
12.	Brian Oliver	1986-90	31
	Darryl Barnes	1989-94	31
	Travis Best	1991-95	31
	James Forrest	1991-95	31
	Eddie Elisma	1993-97	31
	Seven tied at 30		

ACC Win Percentage

1.	Stephon Marbury	1995-96	0.813
	Juan Gaston	1995-96	0.813
3.	Bucky Hodge	1994-96	0.656
	Ryan Murphy	1994-96	0.656
5.	Antoine Ford	1984-87	0.643
6.	Duane Ferrell	1984-88	0.625
	John Martinson	1984-88	0.625
8.	Tom Hammonds	1985-89	0.607
	Willie Reese	1985-89	0.607
	Anthony Sherrod	1985-89	0.607
11.	Bruce Dalrymple	1983-87	0.589
12.	CJ Williams	1993-96	0.583
13.	Dennis Scott	1987-90	0.571
	Johnny McNeil	1988-90	0.571
	Karl Brown	1988-90	0.571

CAREER TOTALS OF ALL TECH PLAYERS SINCE 1979-80

Individual/Team Success Records

ACC Tournament Wins

1.	Malcolm Mackey	1989-93	7
2.	Jack Mansell	1982-86	6
	John Salley	1982-86	6
	Mark Price	1982-86	6
5.	Bruce Dalrymple	1983-87	5
	Duane Ferrell	1984-88	5
	Jack Martinson	1984-88	5
	Drew Barry	1993-96	5
	John Kelly	1993-96	5
	Zachery Peacock	2006-10	5
	Lance Storrs	2007-11	5
	Maurice Miller	2007-11	5
	Antoine Ford	1984-87	5
	Brad Sheehan	1984-87	5
	Several tied at 4		

ACC Titles

1.	Malcolm Mackey	1989-93	2
	Drew Barry	1993-96	2
	John Kelly	1993-96	2
	many tied at 1		

NCAA Tournament Appearances

1.	Duane Ferrell	1984-88	4
	John Martinson	1984-88	4
	Tom Hammonds	1985-89	4
	Willie Reese	1985-89	4
	Anthony Sherrod	1985-89	4
	Brian Oliver	1986-90	4
	James Munlyn	1986-91	4
	Greg White	1988-92	4
	Malcolm Mackey	1989-93	4
	Several tied at 3		

NCAA Tournament Wins

1.	Greg White	1988-92	7
	Malcolm Mackey	1989-93	7
3.	Duane Ferrell	1984-88	6
	John Martinson	1984-88	6
	James Munlyn	1986-91	6
	Several tied at 5		

Sweet 16 Appearances

1.	Greg White	1988-92	2
	Malcolm Mackey	1989-93	2
	Jack Mansell	1982-86	2
	John Salley	1982-86	2
	Mark Price	1982-86	2
	Bruce Dalrymple	1983-87	2
	Duane Ferrell	1984-88	2
	Jack Martinson	1984-88	2
	Antoine Ford	1984-87	2
	Darryl Barnes	1989-94	2

Years	Name	G	MP	FG-	FGA	Pct	3P-3PA	Pct	FT-	FTA	.Pct	O-	D	Reb	Avg	A	TO	Bl	St	Pts	Avg
2014-18	Jackson, Tadric !	95	1785	264-	692	.381	62-253	.245	109-	179	.609	47-	152	199	2.1	135	113	12	46	699	7.4
2015-16	Jacobs, Nick	36	818	159-	334	.476	0- 0	.000	59-	76	.776	66-	142	208	5.8	9	51	25	13	377	10.5
2017-19	Jester, Evan	5	7	0-	1	.000	0- 1	.000	1-	4	.250	0-	2	2	0.4	0	2	0	0	1	0.2
1997-01	Jones, Alvin	124	3880	450-	921	.489	0- 4	.000	412-	718	.574	320-	755	1075	8.7	170	324	425	88	1312	10.6
1992-93	Jones, Shawn	2	8	2-	3	.667	1- 1	1.000	0-	0	.000	0-	2	2	1.0	2	2	0	1	5	2.5
2011-13	Jordan, Pierre	49	490	10-	62	.323	5- 25	.200	3-	4	.750	2	45	47	1.0	36	32	5	20	48	1.0
2013-16	Jorgenson, Travis	62	1059	67-	209	.321	26- 91	.286	20-	30	.667	6-	67	73	1.2	168	81	3	35	180	2.9
1982-85	Joseph, Yvon	65	1934	288-	525	.549	0- 0	.000	182-	257	.708	-	-	446	6.9	54	0	17	37	758	11.7
1995-99	Kelly, Ashley	34	187	12-	32	.375	1- 2	.500	10-	15	.667	15-	21	36	1.1	4	16	5	10	35	1.0
1992-96	Kelly, John	37	76	8-	18	.444	4- 12	.333	7-	16	.438	2-	7	9	0.2	10	10	0	3	27	0.7
1996-99	Kincaid, Kevin	14	19	1-	3	.333	0- 0	.000	1-	2	.500	1-	5	6	0.4	1	1	0	0	3	0.2
1980-81	Kowalski, Dave	27	530	50-	111	.450	0- 0	.000	13-	26	.500	-	-	71	2.6	28	49	2	12	113	4.2
1998-01	LaBarrie, Darryl	72	783	113-	262	.431	24- 83	.289	36-	57	.632	39-	58	97	1.3	62	72	0	36	286	4.0
2014-18	Lammers, Ben	124	3106	431-	850	.507	3- 12	.250	190-	271	.701	244-	530	774	6.2	150	131	254	98	1055	8.5
2000-02	Lane, Halston	61	969	126-	328	.384	64-176	.364	78-	102	.765	45-	109	154	2.5	57	71	5	29	394	6.5
2008-10	Lawal, Gani	99	2403	446-	814	.548	0- 3	.000	275-	498	.552	268-	444	712	7.2	43	211	127	59	1167	11.8
1980-81	Lee, Henry	17	141	10-	36	.278	0- 0	.000	10-	12	.833	-	-	19	1.1	4	8	0	1	30	1.8
2001-04	Lewis, Marvin	130	3664	468-	1113	.420	239-623	.384	221-	263	.840	170-	301	471	3.6	221	195	19	125	1396	10.7
1980-82	Lyon, Stu	48	909	109-	242	.450	0- 0	.000	48-	61	.787	-	-	79	1.6	80	118	3	27	266	5.5
1996-98	Machado, Pablo	48	397	29-	58	.500	0- 0	.000	24-	46	.522	28-	40	68	1.4	24	28	14	6	82	1.7
1989-93	Mackey, Malcolm	130	4141	709-	1300	.545	0- 3	.000	318-	512	.621	476-	729	1205	9.3	141	265	199	60	1736	13.4
1994-98	Maddox, Michael	126	3639	496-	1079	.460	133-353	.377	178-	277	.643	232-	455	687	5.5	172	251	93	102	1303	10.3
1979-80	Mann, John	26	899	50-	107	.467	0- 0	.000	10-	20	.500	-	-	84	3.2	41	43	4	30	110	4.2
1982-86	Mansell, Jack	68	329	29-	83	.349	0- 2	.000	24-	32	.750	-	-	71	1.0	11	0	10	11	82	1.2
1995-96	Marbury, Stephon	32	1345	235-	514	.457	88-238	.370	121-	164	.738	34-	79	113	3.1	161	115	4	63	679	18.9
1984-88	Martinson, John	50	173	9-	23	.391	0- 2	.000	22-	35	.629	-	-	9	0.2	16	0	0	11	40	0.8
2016-17	Matthews, Christian	15	110	15-	39	.385	6- 14	.429	15-	20	.750	2-	7	9	0.6	4	6	3	3	51	3.4
2016-17	McCormick, Kellen	24	113	12-	16	.750	11- 15	.733	0-	0	.000	1-	7	8	0.3	3	5	0	2	35	1.5
2002-05	McHenry, Anthony	130	2076	144-	367	.392	25-117	.214	54-	97	.557	96-	211	307	2.4	159	131	95	110	367	2.8
1988-90	McNeil, Johnny	67	1567	143-	265	.540	0- 0	.000	101-	137	.737	63-	293	356	5.3	53	30	19	29	387	5.8
1996-98	Medlock, Jan	21	49	5-	10	.500	0- 0	.000	5-	6	.833	3-	6	9	0.4	5	7	4	1	15	0.7
2016-21	Medlock, Shaheed	11	14	2-	4	.500	0- 0	.000	0-	0	.000	0-	1	1	0.1	0	1	0	0	4	0.4
2011-14	Miller, Daniel	126	3627	423-	803	.527	0- 1	.000	161-	257	.626	262-	559	821	6.5	183	186	286	125	1007	8.0
2008-11	Miller, Maurice (Moe)	115	2279	201-	530	.379	69-225	.307	221-	268	.787	52-	190	242	2.1	342	232	7	130	682	5.9
1982-83	Mills, David	14	54	5-	8	.625	4- 6	.000	3-	4	.750	-	-	5	0.4	6	0	0	1	17	1.2
2014-16	Mitchell, Charles	67	1586	278-	535	.520	0- 0	.000	111-	178	.624	247-	340	567	8.5	33	128	28	33	667	10.0
2000-04	Moore, Clarence	103	2058	236-	553	.427	64-178	.360	124-	187	.663	168-	297	465	4.5	146	153	57	116	660	6.4
2016-18	Moore, Justin !	6	63	2-	7	.286	0- 3	.000	0-	0	.000	0-	4	4	0.7	7	10	0	3	4	0.7
1992-94	Moore, Martice	56	1585	228-	538	.424	56-159	.000	61-	88	.693	85-	174	259	4.6	117	128	28	54	573	10.2
2011-12	Moore, McPherson	10	19	3-	6	.500	2- 3	.667	0-	0	.000	2-	1	3	0.3	1	1	2	1	8	0.8
2011-14	Morris, Jason	89	1651	185-	507	.365	66-196	.337	79-	115	.687	61-	172	233	2.6	60	123	26	45	515	5.8
1996-97	Morris, Kevin	27	781	54-	197	.274	36-131	.275	15-	25	.600	15-	43	58	2.1	85	67	2	43	159	5.9
2005-08	Morrow, Anthony	123	2906	473-	1082	.437	258-613	.421	196-	226	.867	152-	251	403	3.3	119	140	26	99	1400	11.4
2002-05	Muhammad, Isma'il	126	2512	388-	796	.487	11- 44	.250	192-	390	.492	208-	324	532	4.2	182	228	33	129	979	7.8
1986-91	Munlyn, James	103	966	81-	210	.386	0- 0	.000	49-	92	.533	25-	202	227	2.2	30	11	45	31	211	2.0
1994-96	Murphy, Ryan	22	51	10-	26	.385	4- 13	.308	2-	3	.667	5-	2	7	0.3	9	3	1	2	26	1.2
1983-88	Neal, Craig	127	3095	289-	636	.454	66-170	.388	174-	228	.763	-	-	197	1.6	659	0	22	127	818	6.4
1979-82	Neal, Steve	40	322	20-	56	.357	0- 0	.000	16-	29	.552	-	-	60	1.5	8	33	4	3	56	1.4
1998-02	Neal, Winston	24	39	3-	17	.176	0- 5	.000	1-	4	.250	3-	5	8	0.3	2	3	0	0	7	0.3
2002-04	Nelson, David	26	45	4-	10	.400	2- 5	.400	1-	2	.500	0-	2	2	0.1	5	10	0	2	11	0.4
2001-03	Nelson, Ed	62	1575	196-	439	.446	0- 8	.000	122-	194	.629	142-	276	418	6.7	43	106	33	52	514	8.3
1980-81	New, David	16	155	3-	13	.231	0- 0	.000	6-	8	.750	-	-	10	0.6	4	12	1	2	12	0.8
1990-94	Newbill, Ivano	123	2441	186-	367	.507	0- 6	.000	102-	219	.466	249-	405	654	5.3	123	151	82	56	474	3.9
1979-80	Nidiffer, Toby	7	23	1-	3	.333	0- 0	.000	0-	0	.000	-	-	2	0.3	0	0	0	0	2	0.3
1979-80	Noyes, Rob	22	514	24-	66	.364	0- 0	.000	26-	45	.578	-	-	79	3.6	30	32	2	13	74	3.4
2003-04	Nyström, Jim	21	101	16-	34	.471	8- 24	.333	2-	4	.500	2-	5	7	0.3	7	7	0	5	42	2.0
1979-80	O'Brien, Kerry	26	848	80-	138	.580	0- 0	.000	14-	25	.560	-	-	47	1.8	78	52	5	28	174	6.7
2016-19	Ogbonda, Sylvester	42	208	22-	50	.440	0- 0	.000	17-	29	.586	17-	31	48	1.1	8	20	12	5	61	1.5
2016-18	Okogie, Josh !	25	894	140-	329	.426	39-102	.382	136-	168	.810	56-	99	155	6.2	60	62	23	43	455	18.2
1986-90	Oliver, Brian	127	4425	680-	1317	.516	105-273	.385	383-	516	.742	82-	531	613	4.8	538	97	9	140	1848	14.6
2010-11	Oliver, Brian	58	1211	172-	457	.376	99-292	.339	41-	53	.774	58-	108	166	2.9	63	73	16	24	484	8.3
1980-81	Patterson, Bill	2	30	8-	20	.400	0- 0	.000	1-	1	1.000	-	-	2	1.0	1	4	0	2	17	8.5
1982-83	Pearson, Danny	28	857	89-	176	.506	0- 0	.000	61-	87	.701	-	-	145	5.2	45	0	10	15	239	8.5
1979-80	Peck, Steve	20	168	8-	30	.267	0- 0	.000	8-	12	.667	-	-	23	1.2	5	22	0	3	24	1.2
2007-10	Peacock, Zachery	122	2660	384-	804	.478	48-144	.333	193-	262	.737	188-	293	481	3.9	109	182	51	110	1009	8.3
1997-00	Perry, Kyle	14	22	2-	4	.500	0- 0	.000	1-	3	.333	0-	1	1	0.1	2	4	0	1	5	0.4
1983-85	Petway, Scott	64	1393	92-	202	.455	0- 0	.000	50-	70	.714	-	-	166	2.6	126	0	5	45	234	3.7
2018-20	Phillips, Shembari	34	291	22-	71	.310	9- 39	.231	10-	15	.667	2-	26	28	0.8	26	17	5	7	63	1.9
2013-14	Poole, Jr., Stacey	41	327	38-	104	.365	5- 24	.208	28-	44	.636	12-	38	50	1.2	16	21	2	9	109	2.7
2013-14	Poole, Solomon	35	435	47-	131	.359	26- 81	.321	7-	15	.467	6-	24	30	0.9	50	61	2	10	127	3.6
1998-99	Prentice, Jason	6	6	1-	3	.333	0- 0	.000	0-	1	.000	0-	1	1	0.2	1	0	0	0	2	0.3
2019-20	Price, Asanti	15	220	16-	54	.296	4- 31	.129	4-	9	.444	7-	23	30	2.0	11	18	4	10	40	2.7
2016-17	Price, Jodan	15	43	2-	14	.143	1- 10	.100	0-	0	.000	0-	7	7	0.5	1	0	2	1	5	0.3
1982-86	Price, Mark	126	4604	848-	1740	.487	73-166	.440	424-	499	.850	-	-	331	2.6	510	-	11	240	2193	17.4
2012-13	Reed, Brandon	61	1293	134-	385	.348	62-195	.318	61-	88	.693	21-	156	177	2.9	75	84	3	37	391	6.4
1985-89	Reese, Willie	49	161	24-	48	.500	0- 0	.000	22-	36	.611	-	-	44	0.9	3	0	15	4	70	1.4
2010-12	Rice, Jr., Glen	87	2156	316-	727	.435	100-289	.346	129-	211	.611	143-	278	421	4.8	185	162	47	111	861	9.9
2017-21	Rice, Malachi	10	11	1-	3	.333	0- 0	.000	1-	2	.500	0-	0	0	0.0	1	1	0	1	3	0.3
2014-17	Rowland, Rand	15	31	1-	4	.250	0- 0	.000	0-	0	.000	3-	1	4	0.3	2	4	0	0	2	0.1
2012-13	Royal, Julian	54	637	67-	164	.409	13- 43	.302	26-	35	.743	48-	55	103	1.9	21	41	14	15	173	3.2
1982-86	Salley, John	125	4197	595-	1013	.587	0- 0	.000	397-	627	.633	-	-	798	6.4	319	0	243	97	1587	12.7
2014-15	Sampson, Robert	31	664	63-	160	.394	12- 52	.231	32-	59	.542	66-	134	200	6.5	17	40	25	19	170	5.5
1995-97	Saunders, Gary	57	1423	182-	415	.439	46-150	.307	72-	109	.661	63-	73	136	2.4	92	103	16	48	482	8.5
2017-19	Schafer, Avi	6	7	0-	1	.000	0- 0	.000	0-	0	.000	3-	1	4	0.7	0	0	0	0	0	0.0
2002-05	Schenscher, Luke	119	2546	359-	662	.542	2- 5	.400	153-	242	.632	232-	408	640	5.4	95	198	157	68	873	7.3
1987-90	Scott, Dennis	99	3686	744-	1645	.452	351-831	.000	276-	355	.777	65-	458	523	5.3	285	90	51	150	2115	21.4

CAREER TOTALS OF ALL TECH PLAYERS SINCE 1979-80 (ACC ERA)



Nick Foreman, with 144 career points from 2009-12, is the highest-scoring non-scholarship player during Tech's ACC Era.

Years	Name	G	MP	FG-	FGA	Pct	3P-	3PA	Pct	FT-	FTA	.Pct	O-	D	Reb	Avg	A	TO	Bl	St	Pts	Avg
1979-81	Shaw, Steve	51	889	44-	113	.389	0-	0	.000	30-	61	.492	-	-	125	2.5	21	71	4	8	118	2.3
1985-89	Sherrod, Anthony	97	1029	134-	292	.459	4-	19	.211	46-	63	.730	-	-	203	2.1	58	0	4	22	318	3.3
2009-11	Shumpert, Iman	92	2877	387-	977	.396	111-	364	.305	281-	381	.738	103-	310	413	4.5	382	280	17	207	1166	12.7
2018-20	Sjolund, Kristian	21	198	20-	56	.357	15-	45	.333	8-	10	.800	2	20	22	1.0	4	14	2	4	63	3.0
2015-16	Smith, Adam	36	1098	185-	455	.407	109-	263	.414	61-	76	.803	12-	70	82	2.3	69	44	1	15	540	15.0
2005-08	Smith, Jeremis	106	2679	343-	645	.532	7-	32	.219	259-	452	.573	263-	445	708	6.7	174	178	37	135	952	9.0
2011-12	Spain, D.J.	2	3	1-	2	.500	0-	0	.000	0-	0	.000	1-	0	1	0.5	1	1	0	0	2	1.0
1997-98	Spivey, Travis	33	958	63-	158	.399	17-	56	.304	44-	64	.688	34-	76	110	3.3	143	111	3	48	187	5.7
2013-17	Stephens, Quinton	135	2931	303-	827	.366	138-	442	.312	113-	158	.715	144-	428	572	4.2	157	145	63	78	857	6.3
1979-82	Steppe, Brook	51	904	353-	681	.518	0-	0	.000	230-	297	.774	-	-	247	4.8	113	149	14	53	936	18.4
2008-11	Storrs, Lance	95	1275	88-	275	.320	58-	181	.320	24-	35	.686	30-	105	135	1.4	83	74	4	35	258	2.7
2003-06	Tarver, Theodis	96	1092	74-	159	.465	0-	0	.000	22-	37	.595	82-	124	206	2.1	34	66	82	36	199	2.1
1979-83	Thomas, George	96	1878	291-	712	.409	10-	31	.323	115-	185	.622	-	-	438	4.6	221	161	16	137	707	7.4
1996-00	Trotti, Paul	29	54	9-	27	.333	1-	6	.167	0-	0	.000	3-	5	8	0.3	7	3	0	0	19	0.7
2009-13	Udofia, Mfon	128	3251	329-	875	.376	117-	367	.319	202-	322	.627	95-	247	342	2.7	283	240	5	101	977	7.6
1997-01	Vines, T.J.	124	2396	176-	497	.354	108-	325	.332	81-	137	.591	50-	133	183	1.5	231	184	4	115	541	4.5
1991-94	Vinson, Fred	61	1143	150-	365	.411	92-	240	.383	35-	44	.795	62-	90	152	2.5	51	68	9	43	427	7.0
2004-07	West, Mario	103	1436	118-	251	.470	15-	52	.288	82-	121	.678	76-	157	233	2.3	130	90	21	119	333	3.2
1988-92	White, Greg	36	84	9-	31	.290	0-	3	.000	7-	13	.538	4-	4	8	0.2	7	8	0	2	25	0.7
2015-16	White, James	36	522	56-	122	.500	0-	0	.000	14-	31	.452	63-	96	159	4.4	16	24	28	10	126	3.5
1987-89	Whitmore, David	33	416	61-	117	.521	0-	1	0.0	42-	62	.677	-	-	60	1.8	20	0	13	17	164	5.0
1995-96	Williams, Ajani	4	5	1-	3	.333	0-	0	0.0	0-	0	.000	2-	0	2	0.5	1	0	0	0	2	0.5
1993-95	Williams, C.J.	31	337	34-	71	.479	8-	27	29.6	19-	23	.826	16-	20	36	1.2	19	17	3	8	95	3.1
1979-80	Williams, John	4	10	1-	4	.250	0-	0	.000	5-	6	.833	-	-	2	0.5	0	1	0	0	7	1.8
1983-84	Williams, Ron	5	9	1-	2	.500	0-	0	.000	0-	0	.000	-	-	2	0.4	0	0	0	0	2	0.4
1980-84	Wilson, Greg	72	586	67-	161	.416	0-	0	.000	56-	111	.505	-	-	143	2.0	10	59	19	8	190	2.6
2017-21	Wright, Moses	111	2793	466-	946	.493	26-	113	.230	172-	285	.604	182-	285	614	5.5	125	186	108	84	1130	10.2
2006-07	Young, Thaddeus	31	917	177-	370	.478	39-	93	.419	52-	70	.743	72-	79	151	4.9	63	67	12	40	445	14.4

! denotes player had statistics vacated by the NCAA Committee on Infractions

GEORGIA TECH NCAA STATISTICAL RANKINGS - SINCE 2001-02

Year	G	W-L	Rk	FG	FGA	FG%	Rk	DFG%	Rk	3P	Rk	3PA	Rk	3P%	Rk	D3P%	Rk	FT	Rk	FTA	Rk	FT%	Rk	OR	Rk	DR	Rk	TReb	Rk	RPG	Rk	RMar	Rk
2020-21	26	17-9	79	722	1513	.477	27	.459	278	192	162	513	134	.348	119	.368	315	312	152	430	173	.726	111	205	298	582	327	787	212	30.3	329	-4.0	294
2019-20	31	17-14	146	781	1727	.452	97	.399	33	161	330	516	326	.312	285	.285	7	403	196	595	166	.677	274	301	195	826	96	1127	163	36.4	127	2.5	110
2018-19	32	14-18	229	755	1714	.440	194	.400	20	176	338	573	330	.307	331	.297	11	405	245	588	226	.689	239	262	307	809	178	1071	278	33.5	280	-2.6	282
2017-18	32	13-19	253	753	1770	.425	283	.429	108	156	346	490	341	.318	325	.379	320	439	209	616	210	.713	171	334	153	750	297	1084	253	33.9	253	0.1	193
2016-17	37	21-16	131	910	2079	.438	209	.398	13	171	328	516	327	.331	266	.330	73	505	110	740	96	.682	247	356	242	974	81	1330	37	35.0	163	-0.4	209
2015-16	36	21-15	126	965	2150	.449	127	.442	215	213	216	597	246	.357	125	.320	46	492	157	681	187	.722	87	469	33	927	132	1396	23	38.8	57	7.4	24
2014-15	31	12-19	257	734	1800	.408	288	.440	226	131	335	491	299	.267	343	.319	58	363	315	560	295	.648	312	444	11	743	150	1187	94	38.3	17	7.3	12
2013-14	33	16-17	192	796	1847	.431	230	.419	88	173	268	549	220	.315	273	.332	113	435	279	636	278	.684	224	373	135	814	100	1187	112	36.0	n/a	2.7	97
2012-13	31	16-15	167	751	1791	.419	244	.401	50	173	234	544	n/a	.318	246	.323	95	318	n/a	501	n/a	.635	320	366	n/a	789	n/a	1155	n/a	37.3	n/a	2.8	96
2011-12	31	11-20	270	700	1639	.427	203	.403	35	158	273	507	n/a	.312	259	.347	194	308	n/a	471	n/a	.654	281	340	n/a	747	n/a	1087	n/a	35.1	n/a	3.5	60
2010-11	31	13-18	228	752	1855	.405	295	.440	222	192	162	643	n/a	.299	275	.379	320	406	n/a	589	n/a	.689	180	394	n/a	707	n/a	1101	n/a	35.5	n/a	1.0	145
2009-10	36	23-13	92	948	2064	.459	54	.384	9	213	191	587	n/a	.363	79	.315	52	512	n/a	779	n/a	.657	265	477	n/a	953	n/a	1430	n/a	39.7	n/a	4.8	34
2008-09	31	12-19	242	815	1868	.436	172	.416	81	159	267	492	n/a	.323	227	.324	65	419	n/a	665	n/a	.630	309	404	n/a	807	n/a	1211	n/a	39.1	n/a	2.2	101
2007-08	32	15-17	192	883	1873	.471	36	.452	249	214	161	575	n/a	.372	78	.338	n/a	502	n/a	717	n/a	.700	134	371	n/a	716	n/a	1087	n/a	34.0	n/a	-0.8	203
2006-07	32	20-12	93	935	1909	.490	12	.438	162	201	189	540	n/a	.372	69	.331	n/a	444	n/a	652	n/a	.681	196	445	n/a	721	n/a	1166	n/a	36.4	n/a	5.8	21
2005-06	28	11-17	244	739	1608	.460	67	.441	191	154	257	399	n/a	.386	32	.344	n/a	380	n/a	570	n/a	.667	241	374	n/a	668	n/a	1042	n/a	37.2	n/a	4.4	36
2004-05	32	20-12	79	849	1877	.452	88	.391	13	190	208	570	n/a	.333	205	.315	n/a	483	n/a	699	n/a	.691	160	400	n/a	848	n/a	1248	n/a	39.0	n/a	2.4	88
2003-04	38	28-10	31	1029	2213	.465	48	.388	6	267	83	729	n/a	.366	74	.297	n/a	586	n/a	847	n/a	.692	158	429	n/a	993	n/a	1422	n/a	37.4	n/a	0.1	172
2002-03	31	16-15	160	836	1857	.450	116	.425	107	178	216	506	n/a	.352	134	.360	n/a	447	n/a	656	n/a	.681	209	428	n/a	760	n/a	1188	n/a	38.3	n/a	3.5	56
2001-02	31	15-16	169	834	1937	.431	197	.449	233	261	19	695	n/a	.376	50	.356	n/a	441	n/a	637	n/a	.692	147	439	n/a	745	n/a	1184	n/a	38.2	n/a	1.7	112

Year	PF	Rk	Dq	A	Rk	APG	Rk	A/TO	Rk	TO	Rk	TOPG	Rk	TOFor	Rk	TOMar	Rk	Bl	Rk	BPG	Rk	St	Rk	SPG	Rk	Pts	PPG	Rk	DPPG	Rk	Mar	Rk
2020-21	410	64	6	412	43	15.8	34	1.4	17	290	-	11.2	39	15.7	32	+4.6	9	90	91	3.5	129	236	13	9.1	8	1948	74.9	79	70.0	169	+4.9	95
2019-20	591	281	23	425	144	13.7	123	0.8	295	503	334	16.2	339	13.9	123	-2.4	318	142	36	4.6	33	220	106	7.1	92	2126	68.6	251	66.4	93	2.2	265
2018-19	560	118	14	433	191	13.5	165	0.94	250	459	267	14.3	294	12.9	190	-1.5	283	166	14	5.2	8	221	114	6.9	92	2091	65.3	326	66.6	53	-1.2	236
2017-18	533	56	15	409	244	12.8	238	1.0	223	411	136	12.8	168	12.6	212	-0.3	208	171	23	5.3	11	221	109	6.9	84	2101	65.7	329	67.8	57	-2.2	250
2016-17	591	122	5	570	21	15.4	58	1.15	200	494	316	13.4	212	13.1	178	-0.3	198	221	3	6.0	4	245	55	6.6	126	2496	67.5	292	66.8	51	0.6	187
2015-16	643	207	10	487	93	13.5	153	1.21	85	403	144	11.2	47	9.8	336	-1.4	279	151	53	4.2	82	158	297	4.4	331	2637	73.2	170	70.7	146	2.5	146
2014-15	516	38	8	362	256	11.7	244	0.92	232	394	134	12.7	195	11.7	n/a	-1.0	246	104	198	3.4	180	177	259	5.7	227	1962	63.3	277	64.6	126	-1.3	227
2013-14	586	104	12	434	121	13.1	126	1.09	127	399	171	12.1	152	10.1	n/a	-2.0	320	140	94	4.2	101	171	262	5.2	273	2200	66.7	276	66.9	83	-0.1	200
2012-13	517	92	9	394	n/a	12.7	168	0.99	155	399	n/a	12.9	140	12.6	n/a	-0.3	201	129	n/a	4.2	87	182	n/a	5.9	252	1993	64.3	254	62.4	63	1.9	140
2011-12	513	53	5	340	n/a	11.0	298	0.76	300	448	n/a	14.4	243	11.2	n/a	-3.2	321	152	n/a	4.8	26	161	n/a	5.2	294	1866	60.2	313	62.6	59	-2.4	239
2010-11	639	284	8	408	n/a	13.2	148	0.96	161	481	n/a	15.5	188	16.6	n/a	2.9	24	126	n/a	4.1	79	297	n/a	9.6	4	2102	67.8	201	67.1	148	0.7	172
2009-10	670	173	10	508	n/a	14.1	89	0.86	236	591	n/a	16.4	318	15.2	n/a	-1.2	246	190	n/a	5.3	22	288	n/a	8.0	41	2621	72.8	86	65.7	100	7.1	58
2008-09	608	256	7	462	n/a	14.9	63	0.89	209	522	n/a	16.8	314	16.2	n/a	-0.6	203	154	n/a	5.0	26	256	n/a	8.3	40	2208	71.2	111	71.5	263	-0.3	194
2007-08	721	321	15	480	n/a	15.0	64	0.98	135	490	n/a	15.3	233	16.3	n/a	0.9	n/a	112	n/a	3.5	117	265	n/a	8.3	47	2482	77.6	28	76.0	305	1.6	149
2006-07	665	287	14	491	n/a	15.3	49	1.0	n/a	503	n/a	15.7	245	17.1	n/a	1.4	n/a	114	n/a	3.6	98	316	n/a	9.9	7	2515	78.6	16	69.4	190	9.2	24
2005-06	609	314	18	411	n/a	14.7	99	0.8	n/a	499	n/a	17.8	309	15.4	n/a	-2.4	n/a	116	n/a	4.1	66	244	n/a	8.7	35	2012	71.9	109	72.1	251	-0.3	186
2004-05	648	272	10	471	n/a	14.7	91	1.0	n/a	483	n/a	15.1	202	15.5	n/a	0.4	n/a	162	n/a	5.1	24	265	n/a	8.3	65	2371	74.1	58	66.7	118	7.4	41
2003-04	795	280	20	579	n/a	15.2	69	1.0	n/a	578	n/a	15.2	191	16.8	n/a	1.6	n/a	172	n/a	4.5	38	338	n/a	8.9	31	2911	76.6	33	67.2	118	9.4	25
2002-03	582	140	8	484	n/a	15.6	59	1.0	n/a	469	n/a	15.1	180	14.9	n/a	-0.2	n/a	164	n/a	5.3	n/a	243	n/a	7.8	94	2297	74.1	76	69.8	174	4.3	91
2001-02	669	n/a	12	481	n/a	15.5	55	1.0	n/a	478	n/a	15.4	193	16.2	n/a	0.7	n/a	101	n/a	3.3	157	269	n/a	8.7	52	2370	76.5	60	76.6	272	-0.2	180

HISTORY

All-Americans/National Honors	88
ACC/Conference Honors	89
Players in the NBA	90
Tech and International Basketball	91
Georgia Tech Hall of Fame/Retired Jerseys	92
ACC Performance History	93
Tech's ACC Tournament History	92-93
Tech's NCAA Tournament / NIT History	94-99
Tech in Regular-Season Tournament Events	100-101
Letterwinners All-Time	102
Numerical Roster All-Time	103
Starting Lineups	104-105
Coaching History	105
Year-by-Year At-A-Glance	108
Tech vs. No. 1	109
Tech in the National Rankings	110
Year-by-Year Results	111-124
Tech vs. the Conferences	125
Series History vs. All Opponents	126-140
Tech in Overtime	141
Year-by-Year vs. The ACC	142
Month-by-Month All-Time	142

ALL-AMERICANS

Bo Johnston, C
1938 Newspaper Enterprises (3rd)

L.F. "Junior" Anderson, G
1938 Newspaper Enterprises (3rd)

Roger Kaiser, G
1960 Look/USBWA (1st)
Helms (1st)
Converse Yearbook (1st)
Associated Press (2nd)
NABC (2nd)
The Sporting News (2nd)
United Press International (2nd)
1961* Associated Press (1st)
United Press International (1st)
NEA (1st)
The Sporting News (1st)
Look/USBWA (1st)
Helms (1st)
Coach & Athlete (1st)
Converse yearbook (2nd)
NABC (2nd)

Rich Yunkus, C
1970 Converse Yearbook (2nd)
United Press International (3rd)
The Sporting News (HM)
1971 NABC (2nd)
Converse Yearbook (2nd)
Associated Press (3rd)
The Sporting News (HM)

Tico Brown, G
1977 The Sporting News (HM)
1978 The Sporting News (HM)
1979 The Sporting News (HM)

Sammy Drummer, F
1978 The Sporting News (HM)
1979 The Sporting News (HM)

Brook Steppe, F
1980 The Sporting News (HM)

Mark Price, G
1983 The Sporting News (HM)
1984 United Press International (3rd)
Basketball Times (3rd)
Basketball Weekly (3rd)
The Sporting News (HM)
1985# ESPN (1st)
NBC-TV (1st)
Associated Press (2nd)
NABC (2nd)
Basketball Times (2nd)
Kodak (2nd)
United Press International (3rd)
Basketball Weekly (3rd)
The Sporting News (HM)
1986 Wooden Award (1st)
NABC (2nd)
Basketball Weekly (2nd)
Associated Press (3rd)
United Press International (3rd)
The Sporting News (HM)

John Salley, C
1985 The Sporting News (HM)
1986 NABC (3rd)
Associated Press (HM)
United Press International (HM)

Duane Ferrell, F
1986 The Sporting News (HM)
1987 The Sporting News (HM)
1988 The Sporting News (HM)

Tom Hammonds, F
1986 The Sporting News (HM)
1987 The Sporting News (HM)
1988 The Sporting News (HM)
1989 The Sporting News (HM)
NABC (3rd)
Basketball Times (3rd)

Brian Oliver, G
1989 The Sporting News (HM)
1990 Associated Press (HM)
United Press Int'l (HM)
The Sporting News (HM)

Dennis Scott, F
1989 Sporting News (HM)
1990# Basketball Times (1st)
The Sporting News (1st)
Wooden Award (1st)
USBWA (1st)
Naismith (1st)
The National (1st)
Associated Press (2nd)
United Press International (2nd)
USBWA (2nd)
Basketball Weekly (2nd)
Scripps Howard (2nd)
NABC (3rd)

Kenny Anderson, G
1990 The Sporting News (2nd)
Wooden Award (2nd)
NABC (2nd)
Associated Press (3rd)
United Press International (HM)
1991* Associated Press (1st)
United Press International (1st)
USBWA (1st)
NABC (1st)
Basketball Times (1st)
Basketball Weekly (1st)
Naismith Award (1st)
Wooden Award (1st)
The Sporting News (2nd)

Malcolm Mackey, F
1993 United Press International (HM)

James Forrest, F
1993 Associated Press (HM)
1994 Associated Press (HM)

Travis Best, G
1994 Scripps-Howard (HM)
1995 Basketball Weekly (2nd)

Stephon Marbury, G
1996 Wooden Award (1st)
Associated Press (3rd)
College Sports (3rd)
NABC (3rd)

Matt Harpring, F
1997 The Sporting News (HM)
1998 Basketball America (1st)
Dick Vitale (1st)
Basketball Weekly (2nd)
Basketball News (2nd)
NABC (2nd)
USBWA (2nd)
Associated Press (3rd)
Basketball Times (3rd)

B.J. Elder, G
2004 Associated Press (HM)

Jarrett Jack, G
2005 Associated Press (HM)
SI.com (HM)
Rivals.com (3rd)

Moses Wright
2021 Associated Press (HM)

** Consensus first-team selection*
 # Consensus second-team selection

Academic All-America
1964 Jim Caldwell, C (2nd)
1969 Rich Yunkus, C
1970 Rich Yunkus, C
1971 Rich Yunkus, C
1997 Matt Harpring, F (2nd)
1998 Matt Harpring, F (1st)

Academic All-District III
1996 Matt Harpring, F
1997 Matt Harpring, F
1998 Matt Harpring, F
2004 Marvin Lewis, G

NCAA Postgraduate Scholarship
1998 Matt Harpring, F

NATIONAL/REGIONAL HONORS

James Naismith Award
1986 Mark Price (finalist)
John Salley (preseason candidate)
1987 Bruce Dalrymple (midseason team/12)
1990 Dennis Scott (finalist, Georgia Player of the Year)
1994 Travis Best (preseason candidate)
James Forrest (preseason candidate)
1995 Travis Best (preseason candidate)
James Forrest (preseason candidate)
1997 Matt Harpring (preseason candidate)
1998 Matt Harpring (finalist/10 selected)
2000 Jason Collier (preseason candidate)
2005 Jarrett Jack (midseason team/30)
B.J. Elder (preseason candidate)
Luke Schenscher (preseason candidate)
2010 Derrick Favors (preseason candidate)
2021 Jose Alvarado (midseason Team/30, Georgia Co-Player of the Year)
Moses Wright (Georgia Co-Player of the Year)

John Wooden Award
1986 Mark Price (finalist)
John Salley preseason candidate)
1989 Tom Hammonds (finalist)
1990 Dennis Scott (finalist)
Kenny Anderson (finalist)
1994 Travis Best (preseason candidate)
James Forrest (preseason candidate)
1997 Matt Harpring (preseason candidate)
1997 Matt Harpring (finalist)
1998 Matt Harpring (finalist)
2004 B.J. Elder (semi-finalist)

National Player of the Year
1990 Dennis Scott (The Sporting News)

NABC All-District
1988 Tom Hammonds (1st)
Duane Ferrell (2nd)
1989 Tom Hammonds (1st)
1990 Kenny Anderson (1st)
Dennis Scott (1st)
Brian Oliver (2nd)
1993 James Forrest (2nd)
Malcolm Mackey (2nd)
1994 Travis Best (1st)
James Forrest (2nd)
1995 Travis Best (1st)
1996 Stephon Marbury (1st)
1998 Matt Harpring (1st)
2001 Alvin Jones (2nd)
2003 Chris Bosh (1st)
2004 B.J. Elder (2nd)
2010 Gani Lawal (1st)
2021 Jose Alvarado (1st)

USBWA All-District
1960 Roger Kaiser
1961 Roger Kaiser
1963 Jim Caldwell
1993 Travis Best
1996 Stephon Marbury (1st)
1998 Matt Harpring (1st)
Dion Glover (1st)
2003 Chris Bosh (1st)
2004 B.J. Elder (1st)
2005 Jarrett Jack (1st)
2017 Ben Lammers
2021 Moses Wright

Basketball Times All-South
2005 Jarrett Jack (1st)

National Freshman of the Year
1990 Kenny Anderson (UPI, USBWA, Basketball Times, Scripps Howard)

Freshman All-America
1992 James Forrest (Basketball Times, 1st)
1993 Martice Moore (Basketball Times, 3rd)
1995 Matt Harpring (Basketball Weekly, 2nd)
1996 Stephon Marbury (Basketball Weekly, 1st)
2003 Chris Bosh (USBWA, 1st)
2007 Javaris Crittenton (College Insider)
2010 Derrick Favors (Sporting News)

NABC Silver Anniversary Award
1986 Roger Kaiser

NCAA Silver Anniversary Award
1978 Pete Silas
1986 Roger Kaiser

National Coach of the Year
1985 Bobby Cremins (CBS-TV, Chevrolet, NBC-TV Al McGuire, Basketball Times)
1990 Bobby Cremins (Naismith)
2004 Paul Hewitt (Fritz Pollard Award/BCA)

NABC District Coach of the Year
1988 Bobby Cremins
2001 Paul Hewitt
2017 Josh Pastner

ATLANTIC COAST CONFERENCE HONORS

ACC Player of the Year

1985	Mark Price, G* (named by Associated Press)
1990	Dennis Scott, F
2021	Moses Wright, F

**AP team not the official ACC team*

ACC Coach of the Year

1983	Bobby Cremins
1985	Bobby Cremins
1996	Bobby Cremins
2001	Paul Hewitt
2017	Josh Pastner

ACC Rookie of the Year

1983	Mark Price, G
1984	Bruce Dalrymple, G
1985	Duane Ferrell, F
1986	Tom Hammonds, F
1988	Dennis Scott, G
1990	Kenny Anderson, G
1993	Martice Moore, G-F
1996	Stephon Marbury, G
2002	Ed Nelson, F
2003	Chris Bosh, F
2010	Derrick Favors, F

ACC Defensive Player of the Year

2017	Ben Lammers, C
2021	Jose Alvarado, G

All-Atlantic Coast Conference

1982	Brook Steppe, G (2nd)
1983	Mark Price, G (2nd)
1984	Mark Price, G (1st)
1985	Mark Price, G (1st), John Salley, F (2nd)
1986	Mark Price, G (1st). John Salley, C (2nd), Bruce Dalrymple, G (2nd/AP)
1987	Duane Ferrell, F (2nd), Tom Hammonds, F (2nd/AP)
1988	Tom Hammonds, F (1st) Duane Ferrell, F (2nd), Craig Neal, G (3rd/AP)
1989	Tom Hammonds, F (1st) Brian Oliver, G (2nd), Dennis Scott, G (3rd/AP)
1990	Dennis Scott, F (1st), Kenny Anderson, G (1st), Brian Oliver, G (2nd)
1991	Kenny Anderson, G (1st), Malcolm Mackey, F (2nd)
1992	Jon Barry, G (3rd), Malcolm Mackey, F (3rd)
1993	Travis Best, G (3rd)
1994	James Forrest, F (1st), Travis Best, G (2nd)
1995	Travis Best, G (2nd), James Forrest, F (3rd)
1996	Matt Harpring, F (1st), Stephon Marbury, G (1st), Drew Barry, G (2nd)
1997	Matt Harpring, F (1st)
1998	Matt Harpring, F (1st)
1999	Jason Collier, F (2nd)
2000	Jason Collier, F (2nd)
2001	Alvin Jones, C (1st)
2002	Tony Akins, G (2nd)
2003	Chris Bosh, F (2nd), B.J. Elder, G (3rd)
2004	B.J. Elder, G (2nd), Jarrett Jack, G (3rd)
2005	Jarrett Jack, G (2nd)
2007	Javaris Crittenton, G (3rd)
2009	Gani Lawal, F (3rd)
2010	Gani Lawal, F (3rd)
2011	Iman Shumpert, G (2nd)
2014	Daniel Miller, C (3rd media)
2016	Marcus Georges-Hunt, G (2nd coaches, 3rd media)
2017	Ben Lammers, C (2nd)
2018	Josh Okogie, G (3rd)
2020	Jose Alvarado, G (3rd); Michael Devoe, G (HM)
2021	Moses Wright, F (1st); Jose Alvarado, G (2nd); Michael Devoe, G (HM)

ACC All-Freshman Team

1993	Drew Barry, G (1st), Martice Moore, F (1st)
1995	Matt Harpring, F (1st)
1996	Stephon Marbury, G (1st)
1998	Dion Glover, G (1st), Alvin Jones, C (1st)
2001	Marvin Lewis, F (1st)
2002	Ed Nelson, F (1st), B.J. Elder, G (1st)
2003	Chris Bosh, F (1st)
2007	Javaris Crittenton, G (1st), Thaddeus Young, F (HM)
2010	Derrick Favors, F (1st)
2013	Robert Carter, Jr, F (coaches)
2017	Josh Okogie, G

ACC All-Defensive Team

2000	Alvin Jones, C
2001	Alvin Jones, C
2003	Chris Bosh, F
2011	Iman Shumpert, G
2013	Daniel Miller, C (media)
2014	Daniel Miller, C (media, coaches)
2017	Ben Lammers, C (POY)
2018	Ben Lammers, C
2019	James Banks III, C
2020	James Banks III, C
2021	Jose Alvarado, G (POY), Moses Wright, F

Academic All-ACC Team

2011	Mfon Udofia
2012	Nate Hicks, Pierre Jordan
2013	Chris Bolden, Marcus Georges-Hunt
2014	Marcus Georges-Hunt, Trae Golden
2015	Tadric Jackson
2016	Tadric Jackson
2017	Justin Moore, Josh Okogie
2018	Brandon Alston
2019	Brandon Alston
2021	Kyle Sturdivant

Established in 2010-11

ACC Academic Honor Roll

1980	Kerry O'Brien
1982	Stu Lyons
1990	Greg White
1992	Rod Balanis, James Gaddy, Greg White
1993	Drew Barry
1994	Yann Barbic, Todd Harlicka, John Kelly
1995	Matt Harpring
1996	Drew Barry, Matt Harpring, John Kelly
1997	Matt Harpring, Jon Babul
1998	Matt Harpring
1999	Jon Babul
2000	Jon Babul
2001	Marvin Lewis
2003	Marvin Lewis
2004	Keith Jones, Marvin Lewis, David Nelson
2006	Gary Cage, Mario West
2008	Gary Cage
2010	D'Andre Bell, Daniel Miller, Sam Shew
2011	Nate Hicks, Mfon Udofia
2012	Derek Craig, Nate Hicks, Pierre Jordan, McPherson Moore
2013	Brooks Doyle, Colin Gurry, Pierre Jordan
2014	Brooks Doyle, Marcus Georges-Hunt
2015	Brooks Doyle, Tadric Jackson, Patrick Lamar. Rand Rowland
2016	Rand Rowland
2017	Norman Harris, Josh Heath, Kellen McCormick, Jodan Price, Rand Rowland, Quinton Stephens
2018	Brandon Alston, Evan Jester, Ben Lammers, Malachi Rice
2019	Brandon Alston, Shaheed Medlock
2020	Malachi Rice, Kristian Sjolund
2021	Niko Broadway, Jehloni James, Shaheed Medlock, Malachi Rice

Weaver-James-Corrigan ACC Postgraduate Scholarship

1998	Matt Harpring
2004	Marvin Lewis

All Metro-Conference

1977	Tico Brown, G (1st) Jim Wood, C (2nd) Lenny Horton, F (All-Freshman)
1978	Sammy Drummer, F (1st), Tico Brown, G (2nd), Lenny Horton, F (HM)

Metro Conference Coach of the Year

1977	Dwane Morrison

Academic All-Metro Conference

1976	Mike Bottorff, G

All-Southeastern Conference Tournament

1936	Burtz Boulware, G (2nd)
1937	Bo Johnston, C (1st) Bill Jordan, F (2nd)
1938	Bill Jordan, F (1st) Bo Johnston, C (2nd) Junior Anderson, G (2nd) Fletcher Sims, G (2nd)
1943	Herb Bergman, G (2nd)
1944	Wes Paxson, F (1st) Frank Broyles, G (2nd)
1945	Billy Williams, F (2nd) Frank Broyles, G (2nd)
1947	Frank Broyles, G (2nd)
1948	Jim Nolan, C (1st) Colin Anderson, G (2nd)
1952	Pete Silas, G (2nd)

Served as All-SEC team from 1933-48

All-Southeastern Conference

1945	Frank Broyles, G (1st) Durand Holliday, F (2nd)
1949	Jim Nolan, C (2nd/AP) Colin Anderson, G (3rd/AP)
1950	Colin Anderson, G (1st/AP)
1951	Pete Silas, G (3rd/AP)
1953	Pete Silas, G (1st/AP)
1955	Joe Helms, G (3rd/AP)
1956	Bobby Kimmel, G (3rd/AP)
1957	Bobby Kimmel, G (3rd/AP, 2nd/C)
1958	Terry Randall, G (2nd/AP, 2nd/C) Bud Blemker, G (2nd/AP, 1st/C) Dave Denton, F (3rd/AP)
1959	Terry Randall, G (2nd/AP) Bud Blemker, G (2nd/AP, 1st/C)
1960	Dave Denton, C (1st/AP, 1st/C) Roger Kaiser, G (1st/AP, 1st/C)
1961	Roger Kaiser, G (1st/AP, 1st/C)
1963	Jim Caldwell, C (2nd/AP, 1st/C) Mike Tomasovich, F (3rd/AP)
1964	Jim Caldwell, C (2nd/AP, 1st/C) R.D. Craddock, G (2nd/AP, 1st/C)

by Associated Press, Coaches

Academic All-SEC

1962	Alan Nass, C (1st)
1963	Jim Caldwell, C (1st) Ron Scharf, F (2nd) Alan Nass, C (2nd)
1964	Jim Caldwell, C (1st) R.D. Craddock, G (2nd) Ron Scharf, F (HM) Bill Eidson, G (HM)

TECH PLAYERS IN THE NBA/ABA

Alade Aminu
Miami Heat (2010-11)

Kenny Anderson
New Jersey Nets (1991-96)
Charlotte Hornets (1995-96)
Portland Trail Blazers (1996-98)
Boston Celtics (1998-2002)
Seattle Supersonics (2002-03)
New Orleans Hornets (2002-03)
Indiana Pacers (2003-04)
Atlanta Hawks (2004-05)
Los Angeles Clippers (2004-05)

Drew Barry
Atlanta Hawks (1997-98)
Seattle Supersonics (1998-99)
Golden State Warriors (1999-2000)
Atlanta Hawks (1999-2000)

Jon Barry
Milwaukee Bucks (1992-95)
Golden State Warriors (1995-96)
Atlanta Hawks (1996-97)
Los Angeles Lakers (1997-98)
Sacramento Kings (1999-2001)
Detroit Pistons (2001-2003)
Denver Nuggets (2003-04)
Atlanta Hawks (2004-05)
Houston Rockets (2004-06)

Travis Best
Indiana Pacers (1995-2002)
Chicago Bulls (2001-02)
Miami Heat (2002-03)
Dallas Mavericks (2003-04)
New Jersey Nets (2004-05)

Chris Bosh
Toronto Raptors (2004-10)
Miami Heat (2010-16)

Will Bynum
Golden State Warriors (2005-06)
Detroit Pistons (2008-14)
Washington Wizards (2014-15)

Jim Caldwell
New York Knicks (1967-68)
New Jersey Americans (1967-68)
Kentucky Colonels (1967-69)

Jason Collier
Houston Rockets (2000-03)
Atlanta Hawks (2003-05)

Javaris Crittenton
Los Angeles Lakers (2007-08)
Memphis Grizzlies (2007-09)
Washington Wizards (2008-09)

Derrick Favors
New Jersey Nets (2010-11)
Utah Jazz (2010-19)
New Orleans Pelicans (2019-20)

Duane Ferrell
Atlanta Hawks (1988-94)
Indiana Pacers (1994-97)
Golden State Warriors (1997-99)

Matt Geiger
Miami Heat (1992-95)
Charlotte Hornets (1995-98)
Philadelphia 76ers (1998-2002)

Marcus Georges-Hunt
Miami Heat (2016-17)
Orlando Magic (2016-17)
Minnesota Timberwolves (2017-18)

Dion Glover
Atlanta Hawks (1999-04)
Toronto Raptors (2003-04)
San Antonio Spurs (2004-05)

Tom Hammonds
Washington Bullets (1989-92)
Charlotte Hornets (1992-93)
Denver Nuggets (1992-97)
Minnesota Timberwolves (1997-2001)

Matt Harpring
Orlando Magic (1998-2000)
Cleveland Cavaliers (2000-01)
Philadelphia 76ers (2001-02)
Utah Jazz (2002-09)

Jarrett Jack
Portland Trail Blazers (2005-08)
Indiana Pacers (2008-09)
Toronto Raptors (2009-11)
New Orleans Hornets (2010-12)
Golden State Warriors (2012-13)
Cleveland Cavaliers (2013-14)
Brooklyn Nets (2014-16)
New Orleans Pelicans (2016-17)
New York Knicks (2017-18)

Alvin Jones
Philadelphia 76ers (2001-02)

Gani Lawal
Phoenix Suns (2010-11)

Malcolm Mackey
Phoenix Suns (1993-94)

Stephon Marbury
Minnesota Timberwolves (1996-99)
New Jersey Nets (1998-2001)
Phoenix Suns (2001-04)
New York Knicks (2003-08)
Boston Celtics (2008-09)

Anthony Morrow
Golden State Warriors (2008-10)
New Jersey Nets (2010-12)
Atlanta Hawks (2012-13)
New Orleans Pelicans (2013-14)
Oklahoma City Thunder (2014-17)
Chicago Bulls (2016-17)

Craig Neal
Portland Trail Blazers (1988-89)
Miami Heat (1988-89)
Denver Nuggets (1990-91)

Ivano Newbill
Detroit Pistons (1994-95)
Atlanta Hawks (1996-97)
Vancouver Grizzlies (1997-98)

Jim Nolan
Philadelphia Warriors (1949-50)

Josh Okogie
Minnesota Timberwolves (2018-present)

Brian Oliver
Philadelphia 76ers (1990-92)
Washington Bullets (1994-95)
Atlanta Hawks (1997-98)

Mark Price
Cleveland Cavaliers (1986-95)
Washington Bullets (1995-96)
Golden State Warriors (1996-97)
Orlando Magic (1997-98)

Glen Rice, Jr.
Washington Wizards (2013-15)

John Salley
Detroit Pistons (1986-92)
Miami Heat (1992-95)
Toronto Raptors (1995-96)
Chicago Bulls (1995-96)
Los Angeles Lakers (1999-2000)

Luke Schenscher
Chicago Bulls (2005-06)
Portland Trail Blazers (2006-07)

Dennis Scott
Orlando Magic (1990-97)
Dallas Mavericks (1997-98)
Phoenix Suns (1997-98)
New York Knicks (1998-99)
Minnesota Timberwolves (1998-99)
Vancouver Grizzlies (1999-2000)

DRAFT PICKS AND FREE AGENT SIGNEES

2018
Josh Okogie - 1st/20th pick, Minnesota Timberwolves

2017
Marcus Georges-Hunt - FA, Miami Heat, Orlando Magic

2013
Glen Rice, Jr. - 2nd/35th pick, Philadelphia 76ers
Traded to Washington Wizards

2011
Iman Shumpert - 1st/17th pick, New York Knicks

2010
Derrick Favors - 1st/3rd pick, New Jersey Nets
Gani Lawal - 2nd/46th overall, Phoenix Suns

2009
Alade Aminu - FA, Miami Heat
Anthony Morrow - FA, Golden State Warriors

2007
Thaddeus Young - 1st/12th pick*, Philadelphia 76ers
Javaris Crittenton - 1st/19th, Los Angeles Lakers
Mario West - FA, Atlanta Hawks

2005
Jarrett Jack - 1st/22nd pick, Denver Nuggets
Traded to Portland Trail Blazers
Will Bynum - FA, Boston Celtics
Luke Schenscher - FA, Denver Nuggets

2003
Chris Bosh - 1st/4th pick*, Toronto Raptors

2001
Alvin Jones - 2nd/57th pick, Philadelphia 76ers

2000
Jason Collier - 1st/15th pick, Milwaukee Bucks
Traded to Houston Rockets

1999
Dion Glover - 1st/20th pick, Atlanta Hawks

1998
Matt Harpring - 1st/15th pick, Orlando Magic

1997
Eddie Elisma - 2nd/41st pick, Seattle Supersonics

1996
Stephon Marbury - 1st/4th pick*, Milwaukee Bucks
Traded to Minnesota Timberwolves
Drew Barry - 2nd/57th, Seattle Supersonics

1995
Travis Best - 1st/22nd pick, Indiana Pacers
James Forrest - 3rd/34th, Omaha Racers (CBA)

1994
Fred Vinson - FA, Atlanta Hawks
Ivano Newbill - FA, Detroit Pistons

1993
Malcolm Mackey - 1st/27th pick, Phoenix Suns

1992
Jon Barry - 1st/21st pick, Boston Celtics
Matt Geiger - 2nd/42nd, Miami Heat

1991
Kenny Anderson - 1st/2nd pick*, New Jersey Nets

1990
Dennis Scott - 1st/4th pick*, Orlando Magic
Brian Oliver - 2nd/32nd, Philadelphia 76ers

1989
Tom Hammonds - 1st/9th pick*, Washington Bullets
Anthony Sherrod - 7th/110th, Tulsa (CBA)

1988
Craig Neal - 3rd/71st pick, Portland Trailblazers
Duane Ferrell - FA, Atlanta Hawks;

1987
Bruce Dalrymple - 2nd/46th pick, Phoenix Suns

1986
Mark Price - 2nd/25th pick, Dallas Mavericks
Traded to Cleveland Cavaliers
John Salley - 1st/11th pick*, Detroit Pistons

1985
Yvon Joseph - 2nd/36th pick, New Jersey Nets

1983
George Thomas - 8th/173rd pick, Atlanta Hawks

1982
Brook Steppe - 1st/17th pick, Kansas City Kings

1980
Lenny Horton - 5th/112th pick, Seattle Supersonics

1979
Tico Brown - 2nd/23rd pick, Utah Jazz
Sammy Drummer - 4th/76th, Houston Rockets

1971
Rich Yunkus - 3rd/38th pick, Cincinnati Royals;
3rd, Carolina (ABA)

1970
Bob Seemer - 10th/169th pick, Milwaukee Bucks

1968
Phil Wagner - 6th/75th pick, Atlanta Hawks;
5th, Indiana (ABA)

1967
Pres Judy - Round n/a, Kentucky Colonels (ABA)

1965
Jim Caldwell - 3rd/28th pick, Los Angeles Lakers
Ronald Scharf - 15th/107th, Cincinnati Royals

1961
Roger Kaiser - 4th/41st pick, Chicago Bulls;
Round n/a, New York (ABL)

1960
Dave Denton - 6th/43rd pick, New York Knicks;
Round n/a, Hawaii (ABL)

1953
Pete Silas - 82nd overall pick, Minneapolis Lakers

1950
Colin Anderson - 10th/112nd pick, Indianapolis Kautskys

1949
Jim Nolan - 2nd/18th pick, Philadelphia Warriors

1947
Frank Broyles - 69th overall pick, Toronto Huskies

**denotes lottery pick*

Iman Shumpert
New York Knicks (2011-15)
Cleveland Cavaliers (2014-18)
Sacramento Kings (2018-19)
Houston Rockets (2018-19)
Brooklyn Nets (2019-20)

Brook Steppe
Kansas City Kings (1982-83)
Indiana Pacers (1983-84)
Detroit Pistons (1984-85)
Sacramento Kings (1986-87)
Portland Trail Blazers (1988-89)

Fred Vinson
Atlanta Hawks (1994-95)
Seattle Supersonics (1999-2000)

Phil Wagner
Indiana Pacers (1968-69)

Mario West
Atlanta Hawks (2007-10)
New Jersey Nets (2010-11)

Thaddeus Young
Philadelphia 76ers (2007-14)
Minnesota Timberwolves (2014-15)
Brooklyn Nets (2014-16)
Indiana Pacers (2016-19)
Chicago Bulls (2019-20)

TECH AND INTERNATIONAL BASKETBALL

Alade Aminu

- The only Georgia Tech player to participate in two Olympic games in basketball, he competed for Nigeria in 2012 in London and 2016 in Rio de Janeiro.

Kenny Anderson

- Played on bronze medal-winning United States team at the 1990 World Championships

Chris Bosh (above)

- Became only the second Tech alumnus to make the U.S. Olympic team in the 2008 games in Beijing, China, which won the gold medal. They were known as the "Redeem Team" after the U.S. won the bronze medal in 2004 in Athens.
- Helped U.S. win the bronze medal at the 2006 FIBA World Championships in Japan.

Bobby Cremins

- Assistant Coach for the 1996 U.S. Olympic Team–Dream Team III–which captured the gold medal at the Centennial Olympic Games in Atlanta. Chosen by head coach Lenny Wilkens along with Clem Haskins of Minnesota and Jerry Sloan of the Utah Jazz
- Assisted Arizona's Lute Olsen in coaching the U.S. team to a gold medal at the 1986 World Championships and Goodwill Games in Madrid, Spain
- In 1989, coached a U.S. squad to qualification for the 1990 World Championships

Dion Glover

- Helped U.S. win the gold medal at the 1998 Goodwill Games in New York, N.Y.

Tom Hammonds

- Played for gold medal-winning U.S. squad in the 1986 World Basketball Championships in Madrid, Spain
- Attended 1988 Olympic Trials

Stephon Marbury

- Helped U.S. win the bronze medal at the 2004 Olympic Games in Athens, Greece

Mark Price (left)

- Helped U.S. win a gold medal at the 1983 Pan Am Games in Caracas, Venezuela
- Also played on gold medal-winning team at the 1984 World Championships
- Invited to 1984 Olympic Trials
- As a pro, played for Dream Team II, which won a gold medal at the 1994 World Championships in Toronto

Pete Silas

- Played for gold medal-winning U.S. squad in the 1955 Pan Am Games in Mexico City, Mexico

ALL-TIME USA TEAM ROSTER

USA NATIONAL TEAM – OLYMPICS

1996 – Bobby Cremins/assistant coach (gold medal)
2004 – Stephon Marbury (bronze medal)
2008 – Chris Bosh (gold medal)

USA NATIONAL TEAM – WORLD CHAMPIONSHIPS

1986 – Tom Hammonds (gold medal)
1986 – Bobby Cremins/assistant coach (gold medal)
1990 – Kenny Anderson (bronze medal)
1994 – Mark Price (gold medal)
2006 – Chris Bosh (bronze medal)

ADDITIONAL USA TEAM HISTORY

Chris Bosh – 2006-08 Select National Team Program, 2010-12 Men's National Team
Robert Carter, Jr. – 2013 U19 Training Camp
Jason Collier – 1996 Nike Hoop Summit
Bobby Cremins (assistant coach) – 1986 Goodwill Games (gold medal), 1989 World Championships Qualifying Team
Derrick Favors – 2013 Men's National Team Mini-Camp
Marcus Georges-Hunt – 2013 U19 Training Camp
Dion Glover – 1997 Nike Hoop Summit, 1998 Goodwill Games (gold medal)
Tom Hammonds – 1988 Olympic Trials
Michael Maddox – 1995 U19 Team
Stephon Marbury – 1995 Nike Hoop Summit, 1995 USA U19 Team
Craig Neal – 1993 FIBA Americas Qualifying Team
Josh Okogie – 2017 U19 Team
Mark Price – 1983 Pan American Games Team (gold medal)
Pete Silas – 1955 Pan American Games Team (gold medal)
Deivon Smith – 2021 U19 Training Camp
Thaddeus Young – 2006 Nike Hoop Summit, 2009 Men's National Team Mini-Camp, 2019 Men's National Team training camp

OTHER NATIONS

Alade Aminu – Nigerian team member in 2012 and 2016 Olympic Games
Josh Okogie – Nigerian team member in 2019 FIBA World Championships, 2021 Olympic Games
Mfon Udofia - Nigerian assistant coach in 2021 Olympic Games

GEORGIA TECH HALL OF FAME/RETIRED JERSEYS

GEORGIA TECH HALL OF FAME

Name	Class	Inducted
Kenny Anderson	1991	2001
Nicholas George Azar	1928	1982
Drew Barry	1996	2010
Travis Best	1995	2006
Chris Bosh	2003	2018
Buddy Blemker	1959	1965
Jim Caldwell	1966	1976
Lenny Cohen	1957	1973
R.D. Craddock	1965	1965
Bobby Cremins, coach	1981-2000	2006
Bruce Dalrymple	1987	1994
Dave Denton	1960	1973
Melvin Dold	1951	1961
B.J. Elder	2005	2017
Duane Ferrell	1988	1995
James Forrest	1995	2021
Sid Goldin	1930	1984
Tom Hammonds	1989	1996
Matt Harpring	1998	2008
Tiny Hearn	1927	1956
Joe Helms	1956	1964
Lenny Horton	1980	1985
John C. Hyder, as a player	1937	1960
John C. Hyder, as a coach	1952-73	1983
Jarrett Jack	2005	2016
Bo Johnston	1938	1958
Alvin Jones	2001	2014
Bill Jordan	1938	1986
Pres Judy	1967	1974
Roger Kaiser	1961	1966
Joe Keener	1951	1974
Bobby Kimmel	1957	1963
Malcolm Mackey	1993	2005
Roy Mundorff, coach	1926-42	1968
Alan Nass	1963	1963
Ida Neal	1989	1995
Jim Nolan	1949	1962
Brian Oliver	1990	2000
Wesley Paxson	1944	1969
Frank Player	1928	1984
Mark Price	1986	1991
Terry Randall	1959	1970
Wayne Richards	1961	1980
Babe Roane	1924	1971
John Salley	1986	1991
Dennis Scott	1990	2001
Mickey Sermersheim	1951	1972
Pete Silas	1953	1959
Fletcher Sims (also football)	1937	1968
Jim Thorne	1971	1979
Pete Thorne	1968	1979
Mike Tomasovich	1964	1980
Teeter Umsted	1952	1962
Phil Wagner	1968	1973
Jim Wood	1977	1985
Rich Yunkus	1971	1971

The following six Georgia Tech basketball players have had their jersey numbers permanently retired. Banners recognizing them hang in the interior of McCamish Pavilion.

#15 • Matt Harpring

Retired Feb. 25, 1998

- First-team all-American in 1998
- One of only two Tech players to earn first-team all-ACC honors three times
- Came within eight points of breaking the Tech career scoring record, finishing second with 2,225 points
- Also ranks second in career rebounds and among Tech's all-time leaders in virtually every statistical category
- Two-time Academic All-American

#20 • Tom Hammonds

Retired March 1, 1989

- Third-team all-American in 1989
- Three-time all-ACC selection, including first-team honors in 1988 and 1989
- ACC Rookie of the Year in 1986
- Became the third player in Tech history to score 2,000 points and still ranks fifth in career scoring and rebounding
- Helped Tech to four straight NCAA Tournament appearances

#21 • Roger Kaiser

Retired Feb. 27, 1961

- Georgia Tech's first all-American (1960) and one of only two consensus all-Americans (1961) in school history
- SEC Player of the Year in 1961
- Led Tech to its first NCAA Tournament
- Finished with Tech career records for points and scoring average

#22 • John Salley

Retired March 2, 1986

- Second-team all-American in 1986
- Two-time all-ACC selection
- Finished with the Tech career record for blocked shots
- Along with Mark Price, helped the Jackets rise to national prominence

#25 • Mark Price

Retired March 2, 1986

- Three-time all-American, including first-team honors in 1985
- Tech's first all-ACC first-team honoree and one of only two Jackets to be all-ACC three straight years
- ACC Rookie of the Year in 1983, when he led the league in scoring
- Finished his career as Tech's second-leading scorer and leader in assists and steals

#40 • Rich Yunkus

Retired in 1971

- Tech's all-time leading scorer with 2,232 points in just three seasons
- Second-team all-America in 1971 and a third-team selection in 1970
- Averaged a school-record 30.1 points per game as a junior
- Three-time Academic All-American

Banners recognizing the considerable and legendary accomplishments of the following individuals also hang alongside those of the six players.

Al Ciraldo

Voice of the Jackets

- Georgia Tech radio announcer for 43 years
- Called play-by-play for 1,030 basketball games from 1954-93
- Banner was raised on Feb. 14, 1998, three months after his death at the age of 76

Bobby Cremins

Head Coach 1981-2000

- National Coach of the Year - 1985, 1990
- ACC Coach of the Year - 1983, 1985, 1996
- Led Tech to three ACC titles (1985, 1990, 1993) and one NCAA Final Four
- Coaching record at Georgia Tech - 354-237
- Banner was raised and the Alexander Memorial Coliseum court was named in his honor on March 8, 2003

John "Whack" Hyder

Head Coach 1952-73

- Led Tech to its first NCAA Tournament appearance in 1960
- Led Tech to NIT appearances in 1970 and 1971, advancing to the finals in 1971
- Beat Kentucky teams ranked No. 1 three times in his career
- Coaching record at Georgia Tech - 292-271
- Banner was raised during the 2003-04 season

ACC PERFORMANCE HISTORY BREAKDOWN

	BC			CL			DU			FS			LOU			MD			MIA			NC			NCST			ND			PITT			SYR			UVA			VT			WF		
Year	H	A	T	H	A	T	H	A	T	H	A	T	H	A	T	H	A	T	H	A	T	H	A	T	H	A	T	H	A	T	H	A	T	H	A	T	H	A	T	H	A	T	H	A	T
1979-80	-	-	-	L	L	-	L	L	-	-	-	-	-	-	-	L	L	L	-	-	-	L	L	-	L	L	-	-	-	-	-	-	-	-	-	-	W	L	-	-	-	-	L	L	-
1980-81	-	-	-	L	L	-	L	L	-	-	-	-	-	-	-	L	L	-	-	-	-	L	L	-	L	L	-	-	-	-	-	-	-	-	-	-	L	L	L	-	-	-	L	L	-
1981-82	-	-	-	L	L	-	W	L	-	-	-	-	-	-	-	W	W	-	-	-	-	L	L	L	L	L	-	-	-	-	-	-	-	-	-	-	L	L	-	-	-	-	L	L	-
1982-83	-	-	-	W	L	-	W	L	-	-	-	-	-	-	-	W	L	W	-	-	-	L	L	-	L	L	-	-	-	-	-	-	-	-	-	-	L	L	L	-	-	-	W	L	-
1983-84	-	-	-	W	L	-	L	W	L	-	-	-	-	-	-	W	L	-	-	-	-	L	L	-	W	L	-	-	-	-	-	-	-	-	-	-	W	L	-	-	-	-	W	L	-
1984-85	-	-	-	L	W	-	W	L	W	-	-	-	-	-	-	W	W	-	-	-	-	W	W	W	L	W	-	-	-	-	-	-	-	-	-	-	W	L	W	-	-	-	W	L	-
1985-86	-	-	-	W	W	W	W	L	L	-	-	-	-	-	-	W	W	W	-	-	-	L	L	-	W	W	-	-	-	-	-	-	-	-	-	-	W	W	-	-	-	-	W	W	-
1986-87	-	-	-	L	L	-	W	W	-	-	-	-	-	-	-	W	W	-	-	-	-	L	L	-	W	L	-	-	-	-	-	-	-	-	-	-	L	L	L	-	-	-	W	W	-
1987-88	-	-	-	W	L	-	W	L	-	-	-	-	-	-	-	W	W	L	-	-	-	L	L	-	L	W	-	-	-	-	-	-	-	-	-	-	W	L	-	-	-	-	W	W	-
1988-89	-	-	-	W	L	-	W	L	-	-	-	-	-	-	-	W	W	-	-	-	-	W	L	L	L	L	-	-	-	-	-	-	-	-	-	-	W	L	-	-	-	-	W	W	-
1989-90	-	-	-	W	L	-	W	L	W	-	-	-	-	-	-	W	W	-	-	-	-	W	L	-	W	W	W	-	-	-	-	-	-	-	-	-	L	L	W	-	-	-	W	W	-
1990-91	-	-	-	W	L	-	L	L	-	-	-	-	-	-	-	W	L	-	-	-	-	L	W	-	L	L	L	-	-	-	-	-	-	-	-	-	W	W	-	-	-	-	W	L	-
1991-92	-	-	-	W	L	-	L	L	L	L	L	-	-	-	-	W	W	-	-	-	-	L	L	-	W	W	-	-	-	-	-	-	-	-	-	-	W	W	W	-	-	-	W	L	-
1992-93	-	-	-	W	W	W	W	L	W	L	L	-	-	-	-	W	W	-	-	-	-	L	L	W	W	L	-	-	-	-	-	-	-	-	-	-	W	W	-	-	-	-	L	W	-
1993-94	-	-	-	W	L	-	L	L	-	L	L	-	-	-	-	L	W	-	-	-	-	W	W	-	W	L	-	-	-	-	-	-	-	-	-	-	W	L	-	-	-	-	W	L	L
1994-95	-	-	-	W	L	-	W	L	-	W	W	-	-	-	-	W	L	-	-	-	-	L	L	-	W	W	-	-	-	-	-	-	-	-	-	-	L	L	L	-	-	-	W	L	-
1995-96	-	-	-	W	L	-	W	W	-	W	W	-	-	-	-	W	L	W	-	-	-	W	W	-	W	W	W	-	-	-	-	-	-	-	-	-	W	W	-	-	-	-	W	L	L
1996-97	-	-	-	L	L	-	L	L	-	W	L	-	-	-	-	L	L	-	-	-	-	L	L	-	W	L	L	-	-	-	-	-	-	-	-	-	W	L	-	-	-	-	L	L	-
1997-98	-	-	-	W	L	-	L	L	-	L	W	-	-	-	-	L	L	L	-	-	-	L	L	-	L	L	-	-	-	-	-	-	-	-	-	-	W	W	-	-	-	-	W	W	-
1998-99	-	-	-	W	L	-	L	L	-	L	W	-	-	-	-	L	L	-	-	-	-	W	L	L	L	L	-	-	-	-	-	-	-	-	-	-	W	W	-	-	-	-	W	L	-
1999-00	-	-	-	W	L	-	L	L	-	W	L	L	-	-	-	W	L	-	-	-	-	L	L	-	W	L	-	-	-	-	-	-	-	-	-	-	W	L	-	-	-	-	L	L	-
2000-01	-	-	-	W	W	-	L	L	-	W	L	-	-	-	-	W	L	-	-	-	-	L	L	L	W	L	-	-	-	-	-	-	-	-	-	-	W	W	W	-	-	-	W	L	-
2001-02	-	-	-	L	W	-	L	L	-	W	W	-	-	-	-	L	L	-	-	-	-	W	L	-	W	L	-	-	-	-	-	-	-	-	-	-	L	W	-	-	-	-	W	L	L
2002-03	-	-	-	W	L	-	L	L	-	W	L	-	-	-	-	W	L	-	-	-	-	W	L	-	W	L	L	-	-	-	-	-	-	-	-	-	W	W	-	-	-	-	L	L	-
2003-04	-	-	-	W	W	-	L	W	L	W	L	-	-	-	-	W	W	-	-	-	-	W	L	W	L	L	-	-	-	-	-	-	-	-	-	-	W	L	-	-	-	-	L	W	-
2004-05	-	-	-	W	W	-	L	L	L	W	W	-	-	-	-	-	L	-	W	W	-	-	L	W	L	L	-	-	-	-	-	-	-	-	-	-	W	-	-	L	-	W	W	L	-
2005-06	W	L	-	L	L	-	L	-	-	-	L	-	-	-	-	L	L	L	L	-	-	-	L	-	W	L	-	-	-	-	-	-	-	-	-	-	-	-	-	-	L	-	W	L	-
2006-07	W	-	-	W	L	-	W	L		W	W	-	-	-	-	-	L	-		L	-	W	L	-	W	-	-	-	-	-	-	-	-	-	-	-	-	L	-	L	-	-	W	L	L
2007-08	-	W	-	W	L	-	-	L	L	L	-	-	-	-	-	L	-	-	L	L	-	L	-	-		W	-	-	-	-	-	-	-	-	-	-	L	W	W	W	L	-	W	W	-
2008-09	L	L	-	L	L	W	L	-	-	-	L	L	-	-	-	L	L	-	W	-	-	-	L	-	L	L	-	-	-	-	-	-	-	-	-	-	L	-	-	-	L	-	W	L	-
2009-10	W	-	-	W	L	-	W	L	L	L	L	-	-	-	-	-	L	W		L	-	W	W	W	W	-	W	-	-	-	-	-	-	-	-	-	-	L	-	L	-	-	W	L	-
2010-11	-	L	-	L	L	-	-	L	-	L	-	-	-	-	-	L	-	-	W	L	-	W	-	-		L	-	-	-	-	-	-	-	-	-	-	L	L	-	W	L	L	W	W	-
2011-12	W	L	-	L	L	-	L	-	-	-	L	-	-	-	-	W	L	-	L	-	L	-	L	-	L	W	-	-	-	-	-	-	-	-	-	-	L	-	-	-	L	-	W	L	-
2012-13	-	L	L	L	L	-	-	L	-	L	-	-	-	-	-	-	-	-	L	W	-	L	L	-	L	L	-	-	-	-	-	-	-	-	-	-	W	L	-	L	W	-	W	W	-
2013-14	W	W	W	L	L	L	L	L	-	-	L	-	-	-	-	-	-	-	L	-	-	L	-	-		L	-	W	L	-	L	-	-	-	W	-	L	-	-	W	-	-	-	W	-
2014-15	L	-	L	W	L	-	-	L	-	L	-	-	L	-	-	-	-	-		W	-	L	L	-	L	-	-	L	L	-	-	L	-	L	-	-	-	L	-	-	L	-	W	L	-
2015-16	-	W	-	W	L	W	L	-	-	-	W	-	L	L	-	-	-	-	L	-	-	-	L	-		W	-	W	L	-	W	L	-	-	L	-	W	-	L	L	-	-	W	-	-
2016-17	W	-	-	W	L	-	-	L	-	W	-	-	L	-	-	-	-	-		L	-	W	-	-	L	W	-	W	L	-	W	-	L	W	L	-	-	L	-	-	L	-	-	L	-
2017-18	-	L	L	L	L	-	L	-	-	-	L	-	-	L	-	-	-	-	W	-	-	-	L	-	W	-	-	W	L	-	-	W	-	W	-	-	L	L	-	L	-	-	W	L	-
2018-19	W	-	-	L	L	-	-	L	-	L	L	-	-	L	-	-	-	-		L	-	L	-	-		W	-	W	L	L	W	-	-	-	W	-	-	L	-	L	L	-	W	-	-
2019-20	-	W	-	W	W	-	L	-	-	-	L	-	W	L	-	-	-	-	W	-	-	-	W	-	W	W	-	L	L	-	W	L	-	L	L	-	L	-	-	W	-	-	-	W	-
2020-21	-	-	-	W	L	-	L	W	-	W	L	-	-	L	-	-	-	-	-	W	-	W	-	-	-	-	-	W	-	-	W	-	-	W	-	-	L	L	-	-	W	-	W	W	-

Georgia Tech's 22 ACC victories the last two seasons are the most in program history over a two-year period.

Third Time's the Charm

In 2013-14, Boston College became the 10th ACC team that Georgia Tech has defeated three times in the same season - that is, both regular-season meetings and a game in the ACC Tournament.

Boston College	2014
North Carolina	2010
Virginia	2001
NC State	1996
Virginia	1992
NC State	1990
Clemson	1986
Maryland	1986
North Carolina*	1985

**ACC Championship game*

HISTORY

ACC TOURNAMENT HISTORY

1980 - Greensboro Coliseum, Greensboro, N.C.
#1 Maryland 51, #8 Georgia Tech 49 (ot)

1981 - Capital Centre, Landover, Md.
#1 Virginia 76, #8 Georgia Tech 47

1982 - Greensboro Coliseum, Greensboro, N.C.
#1 North Carolina 55, #8 Georgia Tech 39

1983 - The Omni, Atlanta, Ga.
#6 Georgia Tech 64, #3 Maryland 58
#2 Virginia 96, Georgia Tech 67

1984 - Greensboro Coliseum, Greensboro, N.C.
#3 Duke 67, #6 Georgia Tech 63 (ot)

1985 - The Omni, Atlanta, Ga. (Champions)
#1 Georgia Tech 55, #8 Virginia 48
Georgia Tech 75, #4 Duke 64
Georgia Tech 57, #2 North Carolina 54

1986 - Greensboro Coliseum, Greensboro, N.C. (Runner-up)
#1 Georgia Tech 79, #8 Clemson 61
Georgia Tech 64, #6 Maryland 62
#1 Duke 68, Georgia Tech 67

1987 - Capital Centre, Landover, Md.
#4 Virginia 55, #5 Georgia Tech 54

1988 - Greensboro Coliseum, Greensboro, N.C.
#5 Maryland 84, #4 Georgia Tech 67

1989 - The Omni, Atlanta, Ga.
#4 North Carolina 77, #5 Georgia Tech 62

1990 - Charlotte Coliseum, Charlotte, N.C. (Champions)
#3 Georgia Tech 76, #6 NC State 67
Georgia Tech 83, #2 Duke 72
Georgia Tech 70, #5 Virginia 61

1991 - Charlotte Coliseum, Charlotte, N.C.
#4 NC State 82, #5 Georgia Tech 68

1992 - Charlotte Coliseum, Charlotte, N.C.
#4 Georgia Tech 68, #5 Virginia 56
#1 Duke 89, Georgia Tech 76

1993 - Charlotte Coliseum, Charlotte, N.C. (Champions)
#6 Georgia Tech 69, #3 Duke 66
Georgia Tech 69, #7 Clemson 61
Georgia Tech 77, #1 North Carolina 75

1994 - Charlotte Coliseum, Charlotte, N.C.
#3 Wake Forest 74, #6 Georgia Tech 49

1995 - Greensboro Coliseum, Greensboro, N.C.
#4 Virginia 77, #5 Georgia Tech 67

1996 - Greensboro Coliseum, Greensboro, N.C. (Runner-up)
#1 Georgia Tech 88, # 9 NC State 73
Georgia Tech 84, #5 Maryland 79
#2 Wake Forest 75, Georgia Tech 74

1997 - Greensboro Coliseum, Greensboro, N.C.
#8 NC State 60, #9 Georgia Tech 46

1998 - Greensboro Coliseum, Greensboro, N.C.
#3 Maryland 83, #6 Georgia Tech 65

1999 - Charlotte Coliseum, Charlotte, N.C.
#3 North Carolina 78, #6 Georgia Tech 49

2000 - Charlotte Coliseum, Charlotte, N.C.
#7 Florida State 63, #8 Georgia Tech 62

2001 - Georgia Dome, Atlanta, Ga.
#5 Georgia Tech 74, #4 Virginia 69
#1 North Carolina 70, Georgia Tech 63

2002 - Charlotte Coliseum, Charlotte, N.C.
#3 Wake Forest 92, #6 Georgia Tech 83

2003 - Greensboro Coliseum, Greensboro, N.C.
#4 NC State 71, #5 Georgia Tech 65

2004 - Greensboro Coliseum, Greensboro, N.C.
#4 Georgia Tech 83, #5 North Carolina 82
#1 Duke 85, Georgia Tech 71

2005 - MCI Center, Washington, D.C. (Runner-up)
#5 Georgia Tech 73, #4 Virginia Tech 54
Georgia Tech 78, #1 North Carolina 75
#3 Duke 69, Georgia Tech 64

2006 - Greensboro Coliseum, Greensboro, N.C.
#6 Maryland 84, #11 Georgia Tech 62

2007 - St. Pete Times Forum, Tampa, Fla.
#11 Wake Forest 114, #5 Georgia Tech 112 (2 ot)

2008 - Bobcats Arena, Charlotte, N.C.
#7 Georgia Tech 94, #10 Virginia 76
#2 Duke 82, Georgia Tech 70

2009 - Georgia Dome, Atlanta, Ga.
#12 Georgia Tech 86, #5 Clemson 81
#4 Florida State 64, Georgia Tech 62

2010 - Greensboro Coliseum, Greensboro, N.C.
#7 Georgia Tech 62, #10 North Carolina 58
#7 Georgia Tech 69, #2 Maryland 64
#7 Georgia Tech 64, #11 NC State 59
#1 Duke 65, #7 Georgia Tech 61

2011 - Greensboro Coliseum, Greensboro, N.C.
#6 Virginia Tech 59, #11 Georgia Tech 43

2012 - Philips Arena, Atlanta, Ga.
#6 Miami 54, #11 Georgia Tech 36

2013 - Greensboro Coliseum, Greensboro, N.C.
#8 Boston College 84, #9 Georgia Tech 64

2014 - Greensboro Coliseum, Greensboro, N.C.
#11 Georgia Tech 73, #14 Boston College 70 (ot)
#6 Clemson 69, #11 Georgia Tech 65 (ot)

2015 - Greensboro Coliseum, Greensboro, N.C.
#12 Boston College 66, #13 Georgia Tech 65

2016 - Verizon Center, Washington, D.C.
#10 Georgia Tech 88, #7 Clemson 85 (ot)
#2 Virginia 72, #10 Georgia Tech 52

2017 - Barclays Center, Brooklyn, N.Y.
#14 Pittsburgh 61, #11 Georgia Tech 59

2018 - Barclays Center, Brooklyn, N.Y.
#12 Boston College 87, #13 Georgia Tech 77

2019 - Spectrum Center, Charlotte, N.C.
#15 Notre Dame 78, #10 Georgia Tech 71

2020 - Greensboro Coliseum, Greensboro, N.C.
Georgia Tech did not participate (NCAA postseason ban)

2021 - Greensboro Coliseum, Greensboro, N.C.
#4 Georgia Tech 70, #13 Miami 66 (quarterfinal)
#4 Georgia Tech vs. #1 Virginia (semifinal, cancelled)
#4 Georgia Tech 80, #2 Florida State 75 (championship)

ACC All-Tournament

1980	Brook Steppe, G (2nd)
1983	Mark Price, G (2nd)
1984	Mark Price, G (2nd)
1985	Mark Price, G (1st), Bruce Dalrymple, G (1st), Yvon Joseph, C (2nd), John Salley, F (2nd)
1986	Duane Ferrell, F (1st), Mark Price, G (2nd), Tom Hammonds, F (2nd), John Salley, F (3rd)
1990	Brian Oliver, G (1st), Dennis Scott, F (1st), Kenny Anderson, G (1st), Malcolm Mackey, F (3rd)
1992	Malcolm Mackey, F (2nd)
1993	James Forrest, F (1st), Drew Barry, G (1st), Travis Best, G (2nd)
1996	Matt Harpring, F (1st), Stephon Marbury, G (1st)
2001	Alvin Jones, C (2nd)
2004	B.J. Elder, G (2nd)
2005	Will Bynum, G (1st), Jarrett Jack, G (2nd)
2009	Lewis Clinch, G (2nd)
2010	Derrick Favors, F (1st), Gani Lawal, F (2nd), Iman Shumpert, G (2nd)
2020	Michael Devoe, G (1st), Jordan Usher, F (1st), Jose Alvarado, G (2nd)

Everett Case Award*

1985	Mark Price, G
1990	Brian Oliver, G
1993	James Forrest, F
2021	Michael Devoe, G

**ACC Tournament MVP*

Record by Site

Barclays Center, Brooklyn, N.Y.	0-2
Bobcats Arena/Spectrum Center, Charlotte, N.C.	1-2
Capital Centre, Landover, Md.	0-2
Charlotte (N.C.) Coliseum	7-6
Georgia Dome, Atlanta, Ga.	2-2
Greensboro (N.C.) Coliseum	11-17
The Omni, Atlanta, Ga.	4-2
Philips Arena, Atlanta, Ga.	0-1
St. Pete Times Forum, Tampa, Fla.	0-1
MCI/Verizon Center, Washington, D.C.	3-2

Record by Seed

Seed (Yrs)	Record	Titles
No. 1 (2)	5-1	1
No. 2 (1)	2-1	0
No. 3 (1)	3-0	1
No. 4 (3)	4-3	1
No. 5 (7)	3-7	0
No. 6 (7)	4-7	1
No. 7 (2)	4-2	0
No. 8 (4)	0-4	0
No. 9 (2)	0-2	0
No. 10 (2)	1-2	0
No. 11 (4)	1-5	0
No. 12 (1)	1-1	0
No. 13 (2)	0-2	0

Annual Regular Season Finishes

Year	Record	Finish	Tourney Seed	*Projection
1980	1-13	8th	8th	8th
1981	0-14	8th	8th	8th
1982	3-11	8th	8th	8th
1983	4-10	6th	6th	8th
1984	6-8	t-5th	6th	6th
1985	9-5	t-1st	1st	3rd
1986	11-3	2nd	2nd	2nd
1987	7-7	5th	5th	2nd
1988	8-6	4th	4th	3rd
1989	8-6	5th	5th	3rd
1990	8-6	t-3rd	3rd	5th
1991	6-8	t-5th	5th	4th
1992	8-8	t-4th	4th	4th
1993	8-8	6th	6th	4th
1994	7-9	6th	6th	3rd
1995	8-8	5th	5th	6th
1996	13-3	1st	1st	6th
1997	3-13	9th	9th	6th
1998	6-10	6th	6th	9th
1999	6-10	t-5th	6th	7th
2000	5-11	8th	8th	6th
2001	8-8	t-5th	5th	8th
2002	7-9	t-5th	6th	6th
2003	7-9	5th	5th	4th
2004	9-7	t-3rd	4th	7th
2005	8-8	t-4th	5th	3rd
2006	4-12	t-10th	11th	9th
2007	8-8	t-6th	6th	4th
2008	7-9	t-7th	7th	7th
2009	2-14	12th	12th	8th
2010	7-9	7th	7th	4th
2011	5-10	t-10th	11th	9th
2012	4-12	T9th	11th	10th
2013	6-12	T9th	9th	9th
2014	6-12	t-11th	11th	11th
2015	3-15	13th	13th	13th
2016	8-10	t-11th	10th	13th
2017	!0-10	11th	11th	14th
2018	6-12	13th	13th	9th
2019	6-12	10th	10th	13th
2020	11-9	5th	n/a	12th
2021	11-6	4th	4th	9th

!8 ACC wins vacated by the NCAA Committee on Infractions
**Preseason Operation Basketball projection*

ACC TOURNAMENT HISTORY

ACC Tournament Progression Chart

Team	Years	1st Rd	2nd Rd	QF	SF	F	Total	Pct.	GT vs.
Duke	1954-2021	5-1	2-0	42-18	32-14	20-12	101-45	.692	3-7
North Carolina	1954-60, 1962-2021	1-1	3-1	46-13	35-16	18-17	103-48	.682	5-4
Notre Dame	2014-21	3-1	2-2	2-1	1-1	1-0	9-5	.643	0-1
NC State	1954-2021	9-6	4-3	33-22	17-18	10-7	73-56	.566	3-3
Miami	2005-2021	9-2	2-3	3-8	1-2	1-0	16-15	.516	1-1
Maryland	1954-90, 1992-2014	7-3	0-1	28-27	9-20	3-6	47-57	.452	4-4
Pittsburgh	2014-21	2-2	2-3	1-1	0-1	0-0	5-8	.385	0-1
Boston College	2006-21	6-6	1-2	2-5	1-1	0-1	10-14	.417	1-3
South Carolina	1954-1971	N/A	N/A	9-9	3-6	1-2	13-17	.433	--
Georgia Tech	**1980-2019, 2021**	**4-11**	**1-1**	**12-17**	**7-4**	**4-4**	**27-37**	**.422**	**--**
Wake Forest	1954-2021	3-11	0-1	26-28	10-17	4-6	43-63	.406	0-4
Florida State	1992-2021	8-5	2-2	4-16	4-1	1-3	19-27	.413	1-2
Virginia	1954-2021	4-5	0-0	26-35	9-16	3-6	42-62	.404	5-5
Louisville	2015-21	0-0	2-1	0-3	0-0	0-0	2-4	.333	--
Virginia Tech	2005-2021	4-4	2-2	3-7	0-3	0-0	9-16	.360	1-1
Clemson	1954-2021	3-12	2-4	13-37	2-11	0-2	20-66	.233	4-1
Syracuse	2014-21	1-0	3-1	0-3	0-0	0-0	4-5	.444	--

Tournament Superlatives

Individual by Tech

Points: 35, Will Bynum vs. North Carolina, 2005
Field goals: 13, James Forrest vs. Duke, 1993
Field goal attempts: 24, Dennis Scott vs. Duke, 1990
Field goal percentage: 1.000 (7-7), Alade Aminu vs. Wake Forest, 2007
3-point field goals: 6, Anthony Morrow vs. Virginia, 2008
3-point FG attempts: 15, Dennis Scott vs. N. Carolina, 1989
Free throws: 14, Mark Price vs. Duke, 1985
Free throw attempts: 14, Mark Price vs. Duke, 1985
Free throw percentage: 1.000 (14-14), Mark Price vs. Duke, 1985
Rebounds: 17, Luke Schenscher vs. North Carolina, 2004
Assists: 13, Drew Barry vs. Clemson, 1993
Turnovers: 9, Stu Lyons vs. Virginia, 1981
Blocked shots: 7, Matt Geiger vs. Virginia, 1992
Steals: 7, Jarrett Jack vs. NC State, 2003

Team by Tech

Points: 112 vs. Wake Forest, 2007
Fewest points: 36 vs. Miami, 2012
Fewest points in a win: 55 vs. Virginia, 1985
Winning margin: 19 vs. Virginia Tech, 2005
Losing margin: 29 vs. Virginia, 1981 & 1983, North Carolina, 1991
Field goals: 40 vs. Wake Forest, 2007
Field goal attempts: 75 vs. Boston College, 2013
Field goal percentage: .579 (33-57) vs. Virginia, 2008
Lowest FG percentage: .296 (21-71) vs. Duke, 2005
Field goal percentage (tournament): .508 (60-118), 2008
3-point field goals: 13 vs. Virginia, 2008
3-point FG attempts: 33 vs. North Carolina, 2001
Free throws: 26 vs. Maryland, 1983
Free throw attempts: 35 vs. Maryland, 1983; Wake Forest, 2007
Free throw percentage: .885 (23-26) vs. North Carolina, 1993
Free throw percentage (tournament): .806 (25-31), 2008
Rebounds: 47 vs. North Carolina, 2005
Assists: 23 vs. Duke, 1993
Turnovers: 24 vs. Maryland, 1996
Fewest turnovers: 6 vs. Wake Forest, 1996
Blocked shots: 13 vs. Virginia, 1992
Steals: 15 vs. Florida State, 2021

Individual by Opponents

Points: 41, Olivier Hanlan, Boston College, 2013
Field goals: 14, Olivier Hanlan, Boston College, 2013
Field goal attempts: 23, Junior Burrough, Virginia, 1995
Field goal percentage: .833, (5-6) Kenny Smith, North Carolina, 1985
3-point field goals: 8, Olivier Hanlan, Boston College, 2013
3-point FG attempts: 12, Donald Williams, North Carolina, 1993; Chris Whitney, Clemson, 1993
Free throws: 14, Kyle Singler, Duke, 2010
Free throw attempts: 16, Kyle Singler, Duke, 2010
Free throw percentage: 1.000, Rashad McCants (10-10), North Carolina, 2004 (10-10); J.J. Redick (10-10), Duke, 2005
Rebounds: 22, Tim Duncan, Wake Forest, 1996
Assists: 10, Rudy Archer, Maryland, 1988; Sean Singletary, Virginia, 2008
Blocked Shots: 6, Tim Duncan, Wake Forest, 1994; Johnny Rhodes, Maryland, 1996; Josh Powell, NC State, 2003; Shelden Williams, Duke, 2005
Steals: 5, Jeff Jones, Virginia, 1981; Landon Milbourne, Maryland, 2010

Team by Opponents

Points: 114 by Wake Forest, 2007
Fewest points: 48 by Virginia, 1985
Fewest points in a win: 51 by Maryland, 1980
Field goals: 34 by Wake Forest, 2007
Field goal attempts: 81 by Virginia, 1992
Field goal percentage: .642 (34-53) by Wake Forest, 2007
Lowest FG percentage: .247 (20-81) by Virginia, 1992
Lowest FG percentage (tournament): .375 (63-168), 2005
3-point field goals: 14 by Boston College, 2013
3-point field goal attempts: 24 by Boston College, 2013
3-point field goal percentage: .582 (14-24) by Boston College, 2013
Free throws: 33 by Virginia, 1983
Free throw attempts: 48 by Wake Forest, 2007
Free throw percentage: 1.000 (12-12) by North Carolina, 1985
Rebounds: 50 by Virginia, 2001
Assists: 22 by Wake Forest, 2007
Turnovers: 25 by Florida State, 2021
Blocked shots: 9 by Duke, 2005; Maryland, 2006
Steals: 16 by Virginia, 1981

Best Career Totals

Minimum 4 games, 2 tournaments
Points: 162, Mark Price, 1983-86 (9 games)
Scoring average: 20.6, Dennis Scott, 1988-90 (6)
Field goals: 54, Mark Price, 1983-86 (9)
Field goal attempts: 132, Mark Price, 1983-86 (9)
Field goal percentage: .593 (35-59), Tom Hammonds, 1986-89 (6)
3-point field goals: 20, Tony Akins, 1999-2002 (5)
3-point FG attempts: 52, Tony Akins, 1999-2002 (5)
3-point FG percentage: .600 (9-15), Michael Maddox, 1995-96 (4)
Free throws: 46, Mark Price, 1983-86 (9)
Free throw attempts: 50, Mark Price, 1983-86 (9)
Free throw percentage: .920 (46-50), Mark Price, 1983-86 (9)
Rebounds: 89, Malcolm Mackey, 1990-93 (9)
Assists: 61, Drew Barry, 1993-96 (8)
Blocked shots: 18, John Salley, 1983-86 (9)
Steals: 23, Mark Price, 1983-86 (9)
Games played: 9, Malcolm Mackey, 1990-93; Mark Price, 1983-86; John Salley, 1983-86; Zachery Peacock, 2007-10

Best Tournament Totals

Points: 80, James Forrest, 1993
Scoring average: 26.7, James Forrest, 1993
Field goals: 35, James Forrest, 1993
Field goal attempts: 55, Dennis Scott, 1990
Field goal percentage: .686 (35-51), James Forrest, 1993
3-point field goals: 10, Stephon Marbury, 1996
3-point FG attempts: 27, Dennis Scott, 1990
3-point FG percentage: .667, Michael Maddox (8-12), 1996; Anthony Morrow (8-12), 2008
Free throws: 20, Mark Price (20 att.), 1985
Free throw attempts: 27, Derrick Favors (18 made), 2010
Free throw percentage: 1.000 (20-20), Mark Price, 1985
Rebounds: 39, Derrick Favors, 2010
Assists: 27, Drew Barry, 1993
Blocked shots: 12, Derrick Favors, 2010
Steals: 11, Bruce Dalrymple, 1985

NCAA TOURNAMENT HISTORY

1960 (1-1) - Mideast Region

Freedom Hall, Louisville, Ky.
1st round: Georgia Tech 57, Ohio University 54
2nd round: Ohio State 86, Georgia Tech 69

1985 (3-1) - East Region, No. 2 Seed

The Omni, Atlanta, Ga.
1st round: Georgia Tech 65, Mercer 58
2nd round: Georgia Tech 70, Syracuse 53

Providence Civic Center, Providence, R.I.
Regional Semifinal: Georgia Tech 61, Illinois 53
Regional Final: Georgetown 60, Georgia Tech 54
All-East Regional: Mark Price, John Salley, Bruce Dalrymple

1986 (2-1) - Southeast Region, No. 2 Seed

Assembly Center, Baton Rouge, La.
1st round: Georgia Tech 68, Marist 53
2nd round: Georgia Tech 66, Villanova 61

The Omni, Atlanta, Ga.
Regional Semifinal: Louisiana State 70, Georgia Tech 64

1987 (0-1) - Midwest Region, No. 7 Seed

Rosemont Horizon, Chicago, Ill.
1st round: Louisiana State 85, Georgia Tech 79

1988 (1-1) - East Region, No. 5 Seed

Civic Center, Hartford, Conn.
1st round: Georgia Tech 90, Iowa State 78
2nd round: Richmond 59, Georgia Tech 55

1989 (0-1) - Midwest Region, No. 6 Seed

Reunion Arena, Dallas, Texas
1st round: Texas 76, Georgia Tech 70

1990 (4-1) - Southeast Region, No. 4 Seed

Thompson-Boling Arena, Knoxville, Tenn.
1st round: Georgia Tech 99, East Tennessee St. 83
2nd round: Georgia Tech 94, Louisiana State 91

Superdome, New Orleans, La.
Regional Semifinal: Georgia Tech 81, Michigan State 80 (ot)
Regional Final: Georgia Tech 93, Minnesota 91
All-Southeast Regional: Kenny Anderson MVP, Dennis Scott

McNichols Arena, Denver, Colo.
National Semifinal: UNLV 90, Georgia Tech 81
All-Final Four: Dennis Scott

1991 (1-1) - Midwest Region, No. 8 Seed

University of Dayton Arena, Dayton, Ohio
1st round: Georgia Tech 87, DePaul 70
2nd round: Ohio State 65, Georgia Tech 61

1992 (2-1) - Midwest Region, No. 7 Seed

Bradley Center, Milwaukee, Wis.
1st round: Georgia Tech 65, Houston 60
2nd round: Georgia Tech 79, Southern California 78

Kemper Arena, Kansas City, Mo.
Regional Semifinal: Memphis State 83, Georgia Tech 79 (ot)
All-Midwest Regional: Jon Barry

1993 (0-1) - West Region, No. 4 Seed

McKale Center, Tucson, Ariz.
1st round: Southern 93, Georgia Tech 78

1996 (2-1) - Southeast Region, No. 3 Seed

Orlando Arena, Orlando, Fla.
1st round: Georgia Tech 90, Austin Peay 79
2nd round: Georgia Tech 103, Boston College 89

Rupp Arena, Lexington, Ky.
Regional Semifinal: Cincinnati 87, Georgia Tech 70

NCAA Tournament Record: 23-17

NCAA Tournament Appearances:	17 (1960, 1985, 1986, 1987, 1988, 1989, 1990, 1991, 1992, 1993, 1996, 2001, 2004, 2005, 2007, 2010, 2021)
Most Consecutive NCAA Tournaments:	9, from 1985-93
Most Consecutive Post-Season Appearances:	11, from 1984-94
Sweet 16:	7 (1960, 1985, 1986, 1990, 1992, 1996, 2004)
Elite Eight:	3 (1985, 1990, 2004)
Final Four:	2 (1990, 2004)

NCAA Tournament Record by Seed

No. 1: 0-0	**No. 6:** 0-1 (1989)
No. 2: 5-2 (1985, 1986)	**No. 7:** 2-2 (1987, 1992)
No. 3: 7-2 (1996, 2004)	**No. 8:** 1-2 (1991, 2001)
No. 4: 4-2 (1990, 1993)	**No. 9:** 0-1 (2021)
No. 5: 2-2 (1988, 2005)	**No. 10:** 1-2 (2007, 2010)

NCAA Tournament Record by Region

East: 4-2 (1985, 1988)
Mideast: 1-1 (1960)
Southeast: 8-3 (1986, 1990, 1996)
Midwest: 9-8 (1987, 1989, 1991, 1992, 2004, 2007, 2010, 2021)
West: 1-3 (1993, 2001, 2005)

2001 (0-1) - West Region, No. 8 Seed

Cox Arena, San Diego, Calif.
1st round: St. Joseph's 66, Georgia Tech 62

2004 (5-1) - St. Louis Region, No. 3 Seed

Bradley Center, Milwaukee, Wis.
1st round: Georgia Tech 65, Northern Iowa 60
2nd round: Georgia Tech 57, Boston College 54

Edward Jones Dome, St. Louis, Mo.
Regional Semifinal: Georgia Tech 72, Nevada 67
Regional Final: Georgia Tech 79, Kansas 71 (ot)
All-St. Louis Regional: Jarrett Jack (MVP), Clarence Moore

Alamodome, San Antonio, Texas
National Semifinal: Georgia Tech 67, Oklahoma State 65
National Championship: Connecticut 82, Georgia Tech 73
All-Final Four: Will Bynum, Luke Schenscher

2005 (1-1) - Albuquerque Region, No. 5 Seed

Gaylord Entertainment Center, Nashville, Tenn.
1st round: Georgia Tech 80, George Washington 68
2nd round: Louisville 76, Georgia Tech 54

2007 (0-1) - Midwest Region, No. 10 Seed

United Center, Chicago, Ill.
1st round: UNLV 67, Georgia Tech 63

2010 (1-1) - Midwest Region, No. 10 Seed

Bradley Center, Milwaukee, Wis.
1st round: Georgia Tech 64, Oklahoma State 59
2nd round: Ohio State 75, Georgia Tech 66

2021 (0-1) - Midwest Region, No. 9 Seed

Hinkle Fieldhouse, Indianapolis, Ind.
1st round: Loyola Chicago 71, Georgia Tech 60

NCAA TOURNAMENT HISTORY

Tournament Superlatives

Individual by Tech

Points: 40, Dennis Scott vs. Minnesota, 1990
Field goals: 14, Dennis Scott vs. East Tennessee State, 1990
Field goal attempts: 32, Dennis Scott vs. LSU, 1990
Field goal percentage: .857 (6-7), Malcolm Mackey vs. Southern California, 1992
3-point field goals: 7, Dennis Scott vs. Minnesota and LSU, 1990
3-point FG attempts: 14, Dennis Scott vs. UNLV, 1990
3-point FG percentage: .857 (6-7), Stephon Marbury vs. Boston College, 1996
Free throws: 19, Tom Hammonds vs. Iowa State, 1988
Free throw attempts: 21, Tom Hammonds vs. Iowa State, 1988
Free throw percentage: 1.000, Roger Kaiser (11-11) vs. Ohio University, 1960
Rebounds: 19, Malcolm Mackey vs. Ohio State, 1991
Assists: 11, Drew Barry vs. Austin Peay, 1996
Blocked shots: 5, Michael Maddox vs. Austin Peay, 1996
Steals: 4, James Forrest vs. Memphis State, 1992; Stephon Marbury vs. Boston College, 1996; Jarrett Jack vs. Kansas, 2004

Team by Tech

Points: 103 vs. Boston College, 1996
Fewest points: 54 vs. Georgetown, 1985; Louisville, 2005
Fewest points in win: 57 vs. Ohio University, 1960; Boston College, 2004
Largest victory margin: 17 vs. Syracuse, 1985
Largest losing margin: 22 vs. Louisville, 2005
Field goals: 39 vs. East Tennessee State, 1990
Field goal attempts: 81 vs. LSU, 1990
Field goal percentage: .625 (30-48) vs. Southern California, 1992
Lowest FG percentage: .333 (19-57) vs. Richmond, 1988
3-point field goals: 16 vs. Boston College, 1996
3-point FG attempts: 30 vs. Cincinnati, 1996
3-point FG percentage: .600 (6-10) vs. Iowa State, 1988
Free throws: 36 vs. Iowa State, 1988
Free throw attempts: 42 vs. Iowa State, 1988
Free throw percentage: .960 (24-25) vs. Oklahoma State, 2010
Rebounds: 52 vs. LSU, 1990
Assists: 27 vs. Southern California, 1992; Boston College, 1996
Turnovers: 23 vs. Southern, 1993
Blocked shots: 7 vs. Michigan State, 1990; Austin Peay, 1996
Steals: 11 vs. Illinois, 1985

Individual by Opponent

Points: 35, Willie Burton, Minnesota, 1990
Field goals: 15, Willie Burton, Minnesota, 1990
Field goal attempts: 32, Lafester Rhodes, Iowa State, 1988
Field goal percentage: 1.000 (4-4), Charles Outlaw, Houston, 1992
3-point field goals: 7, Darryl Joe, LSU, 1987
3-point FG attempts: 14, Anfernee Hardaway, Memphis State, 1992
3-point FG percentage: 1.000 (4-4), Chuck Murphy, DePaul, 1991
Free throws: 9, Shaquille O'Neal, LSU, 1990
Free throw attempts: 12, Peter Woolfolk, Richmond, 1988; Shaquille O'Neal, LSU, 1990; Anfernee Hardaway, Memphis State, 1992; Danya Abrams, Boston College, 1996
Free throw percentage: 1.000 (7-7), Jervaughn Scales, Southern, 1993
Rebounds: 18, Perry Carter, Ohio State, 1991; Jervaughn Scales, Southern, 1993
Assists: 11, Pearl Washington, Syracuse, 1985
Blocks: 5, Charles Outlaw, Houston, 1992
Steals: 5, Derrick Taylor, LSU, 1986; Leonard White, Southern, 1993

Team by Opponents

Points: 93 by Southern, 1993
Fewest points: 53 by Syracuse and Illinois, 1985; Marist, 1986
Fewest points in a win: 59 by Richmond, 1988
Field goals: 39 by Minnesota, 1990
Field goal attempts: 81 by Southern, 1993
Field goal percentage: .546 (36-65) by Ohio State, 1960
Lowest FG percentage: .317 (19-60) by UNLV, 2007
3-point field goals: 11 by East Tennessee State, 1990
3-point FG attempts: 30 by UNLV, 2007
3-point FG percentage: .667 (10-15) by UNLV, 1990
Free throws: 25 by Connecticut, 2004
Free throw attempts: 39 by Connecticut, 2004
Free throw percentage: 1.000 (11-11) by Villanova, 1986
Rebounds: 54 by Ohio University, 1960
Assists: 23 by LSU, 1987
Turnovers: 19 by Marist, 1986; Illinois, 1985; Mercer, 1985
Blocks: 10 by LSU, 1990
Steals: 14 by Southern, 1993

Best Career Totals

Minimum 4 games, 2 tournaments
Points: 207, Dennis Scott, 1988-90 (8 games)
Scoring average: 25.9, Dennis Scott, 1988-90 (8)
Field goals: 69, Dennis Scott, 1988-90 (8)
Field goal attempts: 157, Dennis Scott, 1988-90 (8)
Field goal percentage: .582 (32-55), Luke Schenscher, 2004-05 (8)
3-point field goals: 33, Dennis Scott, 1988-90 (8)
3-point FG attempts: 76, Dennis Scott, 1988-90 (8)
3-point FG percentage: .434 (33-76), Dennis Scott, 1988-90 (8)
Free throws: 44, Brian Oliver, 1987-90 (9)
Free throw attempts: 57, Brian Oliver, 1987-90 (9)
Free throw percentage: .841 (37-44), Jarrett Jack, 2004-05 (8)
Rebounds: 68, Malcolm Mackey, 1990-93 (11)
Rebound average: 8.8, James Forrest, 1992-94 (4)
Assists: 38, Jarrett Jack, 2004-05 (8)
Blocks: 12, John Salley, 1985-86 (7)
Steals: 15, Jarrett Jack, 2004-05 (8)
Games played: 11, Malcolm Mackey, 1990-93

NIT Record: !14-9

1970 (1-1 • Quarterfinals)

Madison Square Garden, New York, N.Y.
1st round: Georgia Tech 78, Duquesne 68
Quarterfinals: St. John's 56, Georgia Tech 55

1971 (3-1 • Runner-up)

Madison Square Garden, New York, N.Y.
1st round: Georgia Tech 70, LaSalle 67
Quarterfinals: Georgia Tech 78, Michigan 70
Semifinals: Georgia Tech 76, St. Bonaventure 71 (2 ot)
Finals: North Carolina 84, Georgia Tech 64

1984 (0-1)

Cassell Coliseum, Blacksburg, Va.
1st round: Virginia Tech 77, Georgia Tech 74

1994 (0-1)

Knickerbocker Arena, Albany, N.Y.
1st round: Siena 74, Georgia Tech 69

1998 (2-1 • Quarterfinals)

Alexander Memorial Coliseum, Atlanta, Ga.
1st round: Georgia Tech 88, Seton Hall 78
2nd round: Georgia Tech 80, Georgetown 79 (ot)
Quarterfinals: Penn State 75, Georgia Tech 70

1999 (0-1)

McArthur Court, Eugene, Ore.
1st round: Oregon 67, Georgia Tech 64

2003 (2-1 • Quarterfinals)

Alexander Memorial Coliseum, Atlanta, Ga.
1st round: Georgia Tech 72, Ohio State 58
Carver-Hawkeye Arena, Iowa City, Iowa
2nd round: Georgia Tech 79, Iowa 78
United Spirit Arena, Lubbock, Texas
Quarterfinals: Texas Tech 80, Georgia Tech 72

2016 (2-1 • Quarterfinals)

McCamish Pavilion, Atlanta, Ga.
1st round: Georgia Tech 81, Houston 62
Colonial Life Arena, Columbia, S.C.
2nd round: Georgia Tech 83, South Carolina 66
Viejas Arena, San Diego, Calif.
Quarterfinals: San Diego State, Georgia Tech 56

2017 (!4-1)

McCamish Pavilion, Atlanta, Ga.
1st round: Georgia Tech 75, Indiana 63
2nd round: Georgia Tech 71, Belmont 57
The Pavilion, Oxford, Miss.
Quarterfinals: Georgia Tech 74, Mississippi 66
Madison Square Garden, New York, N.Y.
Semifinals: Georgia Tech 76, CSU Bakersfield 61
Finals: TCU 88, Georgia Tech 56

!Georgia Tech's appearance in the 2017 NIT was later vacated by the NCAA's Committee on Infractions.

NCAA TOURNAMENT HISTORY

1960 (1-1) • Mideast Region

Freedom Hall, Louisville, Ky.
1st round: Georgia Tech 57, Ohio Univ. 54

Ohio University, an upset winner over Notre Dame in the first round, jumped to a 19-6 lead at the 10:26 mark of the first half and still led by 12 points with 13 minutes left in the game. Eighth-ranked Tech, which had received a first-round bye, used its full-court pressure defense to get back in the game, taking the lead at 49-48 on a pair of free throws by Roger Kaiser with 4:55 left. Kaiser, who led Tech with 25 points, scored 16 of the Jackets' final 23 points, including several critical free throws, as Tech survived, 57-54, and advanced to the Elite Eight.

2nd round: Ohio State 86, Georgia Tech 69

Ohio State, featuring future NBA stars Jerry Lucas and John Havlicek, had compiled a 22-3 record and a No. 2 national ranking. The matchup with Tech was a contrast in styles between the Buckeyes' whirlwind pace and the more deliberate pace of the Jackets. Ohio State led 41-35 at the half and threatened to run away in the second half, but Tech, though physically overmatched, stayed within striking distance, trailing 66-56 with 8:53 to play, before the eventual national champions pulled away for the 86-69 victory.

1985 (3-1) • East Region

The Omni, Atlanta, Ga.
1st round: Georgia Tech 65, Mercer 58

Yvon Joseph led all scorers with 19 points and nine rebounds and Bruce Dalrymple had a double-double with 13 points and 11 boards as Georgia Tech defeated Mercer, 65-58, in the Yellow Jackets' first NCAA Tournament game in a quarter of a century. Tech saw an 18-point lead crumble to just six points with 1:35 to play before Mark Price, who finished with 14 points, delivered the clinching basket with a layup with just 27 seconds left.

2nd round: Georgia Tech 70, Syracuse 53

Mark Price scored 18 points and Bruce Dalrymple delivered his second straight double-doubles with 10 points and 10 rebounds as Georgia Tech knocked off Syracuse, 70-53, to advance to the Sweet 16. Tech held Syracuse to just 39.6 percent shooting from the field and outrebounded the Orangemen 38-24.

Providence Civic Center, Providence, R.I.
Regional Semifinal: Georgia Tech 61, Illinois 53

Mark Price connected on nine of 12 field goal attempts for 20 points to lead Georgia Tech over Illinois, 61-53, and into the Final Eight for the first time in school history. Tech built a 52-37 lead with 7:02 left in the game, but Doug Altenberger kept Illinois in the game with 24 points. He scored 10 unanswered points to cut the Tech lead to 55-51 before fouling out with 1:34 to play.

Regional Final: Georgetown 60, Georgia Tech 54

Top-seeded Georgetown ended Tech's Cinderella season with a 60-54 victory in the East Regional Final. All-America center Patrick Ewing scored 14 points and had four rebounds despite playing just 25 minutes due to foul trouble, while Bill Martin and Reggie Williams each had 12 points for the Hoyas. The bigger, more physical Hoyas outrebounded Tech 32-23 and harassed the Jackets into shooting just 40 percent from the field, including an uncharacteristic 3-for-16 performance by Mark Price. John Salley led Tech with 15 points and five rebounds while Bruce Dalrymple added 13.

All-East Regional: Mark Price, John Salley, Bruce Dalrymple

1986 (2-1) • Southeast Region

Assembly Center, Baton Rouge, La.
1st round: Georgia Tech 68, Marist 53

Mark Price scored 20 points to lead Georgia Tech to a 68-53 victory over No. 15-seed Marist in the first round of the NCAA Tournament. After the Red Foxes had gone ahead 36-35 with 15:35 to play, Price responded with three straight long range jumpers during a 5-for-6 second half. Rik Smits led Marist with 22 points, but he picked up his fourth foul with 14:33 to go. Tech's John Salley completed a three-point play for a 40-38 lead that the Jackets would not relinquish.

2nd round: Georgia Tech 66, Villanova 61

Sixth-ranked Georgia Tech managed just one field goal during the final 12 minutes of the game but hung on for a 66-61 victory over defending national champion Villanova. Tech led by as many as 18 points in the second half, and Duane's Ferrell's tip-in of a missed shot at 12:01 put the Jackets ahead, 54-40, but that was Tech's last basket until John Salley's short jumper with just 1:44 left. After Ferrell's tip, Villanova whittled away at the Tech lead, pulling within 59-57 with 2:26 left before the basket by Salley, who finished with 14 points and 11 rebounds. Mark Price led Tech with 20 points, including 10-12 from the free throw line, and Ferrell added 14 points and eight rebounds.

The Omni, Atlanta, Ga.
Regional Semifinal: LSU 70, Georgia Tech 64

LSU's Don Redden (27) and Derrick Taylor (23) combined for 50 points as the Tigers made their final eight field goals to pull away from Georgia Tech, 70-64. Tech appeared to have seized the momentum, taking a 56-52 lead with 6:19, to play, but Taylor tied the score with a driving layup, followed by a 19-foot jumper. Redden hit a crucial 21-footer with 4:05 left to put LSU ahead 60-58, and then his layup with 2:36 to play capped a 10-2 run that put the Tigers up 62-58. From there, Tech was forced to foul but managed only two more field goals. Mark Price led Tech with 20 points, and the Jackets shot 58 percent from the field to LSU's 41 percent, but 17 turnovers negated the good shooting as Tech attempted only 48 field goals.



1987 (0-1) • Midwest Region

Rosemont Horizon, Chicago, Ill.
1st round: LSU 85, Georgia Tech 79

Darryl Joe scored a game-high 28 points to lead LSU to a 85-79 victory over Georgia Tech. The Tigers used a 14-2 run in the first half to build a 14-point lead with 13:48 left in the half. Tech spent the rest of the game trying to close the 20-6 deficit, but came up short in the end. Tom Hammonds led the Jackets with 24 points while Duane Ferrell added 17.

1988 (1-1) • East Region

Civic Center, Hartford, Conn.
1st round: Georgia Tech 90, Iowa State 78

Tom Hammonds scored a career-high 33 points and Dennis Scott added 23 to lead No. 5 seed Georgia Tech to a 90-78 victory over Iowa State. The Cyclones led 41-38 at halftime, and the game was tied at 72 with 4:50 left to play, but the Jackets scored nine straight points and finished the game with an 18-6 run. Tech hit 36 of 42 free throw attempts, including Hammonds' school record 19 free throws on 21 tries. Meanwhile, Iowa State was cold from the floor in the second half, hitting just 16-42, including 0-12 from three-point range.

2nd round: Richmond 59, Georgia Tech 55

Led by Peter Woolfolk's 27 points, 13th-seeded Richmond upset Georgia Tech, 59-55. The Spiders held Tech to 18 points in the first half and led the entire game, but the Jackets had a chance at the end. Dennis Scott nailed a three-pointer with 35 seconds to play to cut the Spiders' lead to 57-55, but Benjy Taylor hit two free throws to seal the victory. Richmond, which had stunned fourth-seeded Indiana in the first round, held the Jackets to 33 percent shooting from the floor and limited Tech's high-scoring duo of Tom Hammonds and Duane Ferrell to a combined 17 points. Scott and Brian Oliver led Tech with 15 points apiece.

NCAA TOURNAMENT HISTORY

1989 (0-1) • Midwest Region

Reunion Arena, Dallas, Texas
1st round: Texas 76, Georgia Tech 70

Eleventh-seeded Texas, making its first NCAA appearance in a decade under first-year head coach Tom Penders, knocked off No. 6 seed Georgia Tech, 76-70. The Longhorns, who entered the tournament as the nation's fourth-highest scoring team, were held almost 20 points below their average but led the entire game. Travis Mays (23 points), Joey Wright (17), Alvin Heggs (17) and Lance Blanks (13) scored all but six of the Texas' points. Brian Oliver led the Jackets with 24 points.

1990 (4-1) • Southeast Region

Thompson-Boling Arena, Knoxville, Tenn.
1st round: Georgia Tech 99, ETSU 83

Dennis Scott poured in 36 points as Georgia Tech opened its run to the Final Four with a 99-83 victory over East Tennessee State. Tech scored on eight of their first nine possessions, connected on 16 of their first 19 shots and raced into halftime with a 49-24 lead. Scott scored 17 of his 36 points in the first 10 minutes. Kenny Anderson had 21 points for the Yellow Jackets while Brian Oliver added 13.

2nd round: Georgia Tech 94, LSU 91

Dennis Scott scored 30 points, including two free throws with seven seconds left, to lift Tech to a 94-91 victory over LSU. The Yellow Jackets advanced to the Sweet 16 despite a combined 40 points, 29 rebounds and eight blocked shots, from LSU seven-footers Shaquille O'Neal and Stanley Roberts. The Jackets missed 15 of their first 19 shots and fell behind 22-5, but Tech managed to cut the deficit to just 41-40 at the half. The teams traded leads throughout the second half until Kenny Anderson's basket with 1:35 put the Jackets ahead 92-91. LSU held for a final shot, but Maurice Williamson's drive to basket came up empty, and Scott's free throws sealed the outcome.



Superdome, New Orleans, La.
Regional Semifinal: Georgia Tech 81, Michigan State 80 (ot)

Kenny Anderson's controversial 20-foot jumper at the buzzer tied the game and Dennis Scott hit the game winner with a 12-foot hook shot with seven seconds remaining in overtime as Georgia Tech knocked off top-seeded Michigan State, 81-80. With the Spartans leading 75-73, Steve Smith missed the front end of a one-and-one with five seconds left, and Anderson, who finished with 31 points, took the rebound and raced down the court. The basket was originally called a three, but he was just inside the arc at the top of the key, forcing the overtime.

Regional Final: Georgia Tech 93, Minnesota 91

Dennis Scott poured in 40 points to lead Georgia Tech over Minnesota, 93-91, and into the NCAA Final Four for the first time. Kenny Anderson had 30 points and Brian Oliver added 19 as "Lethal Weapon 3" produced 89 of the Jackets' 93 points. Tech rallied from a 12-point deficit late in the first half to trail just 49-47 at the intermission. The Jackets built a five-point advantage early in the second half, but the teams traded leads until Oliver put Tech ahead for good at 84-83 with a pair of free throws with 3:50 left. Minnesota had a chance to tie or win the game when Anderson missed the front end of a one-and-one with six seconds left, but Kevin Lynch's three-point attempt was no good.

FINAL FOUR - McNichols Arena, Denver, Colo.
National Semifinal: UNLV 90, Georgia Tech 81

Georgia Tech's magical run through the NCAA Tournament came to an end at the hands of UNLV, 90-81, in the national semifinals. Tech led 53-46 at halftime, but a three-pointer by Anderson Hunt put UNLV on top 56-54 with 16:23 to play and the Rebels held off the Jackets the rest of the way. UNLV's pressure defense held Tech without a field goal during the first six minutes of the second half. Dennis Scott scored game-high 29 points, while Brian Oliver scored 24, and Kenny Anderson finished with 16 points and eight assists.

All-Southeast Regional: Kenny Anderson MVP, Dennis Scott
All-Final Four: Dennis Scott

1991 (1-1) • Midwest Region

University of Dayton Arena, Dayton, Ohio
1st round: Georgia Tech 87, DePaul 70

Kenny Anderson had 31 points, five assists, and four rebounds to lead No. 8 seed Georgia Tech over DePaul, 87-70. Jon Barry added 22 points while Malcom Mackey scored 12 with eight rebounds. Tech shot 58.6 percent from the field to 43.5 percent for the Blue Demons.

2nd round: Ohio State 65, Georgia Tech 61

Perry Carter had 19 points and 18 rebounds and Jimmy Jackson contributed 16 points, eight rebounds and eight assists for top-seeded Ohio State. Kenny Anderson led Tech with 25 points, but made only eight of his 28 field goal attempts, and Malcolm Mackey was the only other Tech player in double figures with 10 points and a career-high 19 rebounds. Tech shot 37.5 percent from the field but still had a chance at the end. The Buckeyes, who made just two field goals in the final nine minutes, led 58-56 when Anderson hit a free throw with 32.4 seconds left, but he missed the second and Tech was forced to foul. Ohio State made seven of eight free throws in the final 30 seconds.

NCAA TOURNAMENT HISTORY

1992 (2-1) • Midwest Region

Bradley Center, Milwaukee, Wis.
1st round: Georgia Tech 65, Houston 60

Trailing 58-54 with four minutes to play, Georgia Tech finished the game with an 11-2 run to secure a 65-60 victory over Houston. Tech held the Southwest Conference champions to 35.4 percent shooting from the field while Jon Barry paced the Jackets with 17 points.

2nd round: Georgia Tech 79, Southern Cal 78

James Forrest's desperation three-pointer at the buzzer gave the Yellow Jackets 79-78 victory over No. 2 seeded Southern Cal. USC's Rodney Chatman drove the baseline past Forrest for a basket with just 2.2 seconds that put the Trojans ahead by two. Matt Geiger's inbounds pass from under the basket, intended for Jon Barry, was tipped away, and with just 0.8 seconds on the clock, Geiger inbounded from midcourt to Forrest near the sideline, and the Tech freshman threw in the first three-pointer of his career from about 25 feet. All five Tech starters scored in double figures, led by 20 from Barry and 16 each from Malcom Mackey and Travis Best.

Kemper Arena, Kansas City, Mo.
Regional Semifinal: Memphis State 83, Georgia Tech 79 (ot)

Georgia Tech made its fourth Sweet 16 appearance in eight years, but six Memphis State free throws in overtime sealed a 83-79 victory for the Tigers. Tech led 74-72 with 17.2 seconds left in regulation when Matt Geiger missed the front end of a one-and-one. Memphis State's Billy Smith hit the tying basket with 9.3 seconds left, and the Tigers outscored the Jackets 9-5 in the overtime to advance. Tech was led by 29 points from Jon Barry while James Forrest added 16 points and 11 rebounds.

All-Midwest Regional: Jon Barry

1993 (0-1) • West Region

McKale Center, Tucson, Ariz.
1st round: Southern 93, Georgia Tech 78

Just five days after a stunning run through the Atlantic Coast Conference tournament, No. 4 seed Georgia Tech was upset in the first round of the NCAA Tournament by Southern, 93-78. Tech led by as many as 15 points in the first half and still led 44-39 at the half, but the Jaguars, who led the nation with a 97.9 scoring average, scored the first six points of the second half and took their first lead, 45-44, with 18:50 remaining. A three-pointer by Darius Mimms with 12:33 to play gave Southern the lead for good at 64-61. Jervaughn Scales paced Southern with 27 points and 18 rebounds. Malcolm Mackey led Tech with 27 points and James Forrest added 24 points, but the Jackets committed 23 turnovers, 16 in the second half.

1996 (2-1) • Southeast Region

Orlando Arena, Orlando, Fla.
1st round: Georgia Tech 90, Austin Peay 79

Matt Harpring scored 27 points and grabbed 10 rebounds to lead third-seeded Georgia Tech to a 90-79 victory over No. 14 seed Austin Peay. Both teams shot better than 60 percent in the first half, which ended with Tech leading just 51-47. The Jackets opened the second half with a 9-2 run to build an 11-point lead and remained hot from the floor, connecting on 56.7 percent. Four Tech starters were in double figures as Stephon Marbury and Eddie Elisma scored 17 points each, and Mike Maddox had 16. Drew Barry contributed nine points and 11 assists.

2nd round: Georgia Tech 103, Boston College 89

Stephon Marbury poured in a career-high 29 points, hitting 10-for-12 from the field including 6-for-7 from three point range, to lead Georgia Tech over Boston College, 103-89, and into the Sweet Sixteen. Marbury also tied his career high with nine assists and had four steals and no turnovers. He led a balanced scoring attack that featured all five starters in double figures, including 20 points by Matt Harpring. The Jackets shot a season-high 61 percent from the field and set an NCAA Southeast Region record and tied the school record with 16 three-pointers en route to their highest scoring output in an NCAA Tournament game.

Rupp Arena, Lexington, Ky.
Regional Semifinal: Cincinnati 87, Georgia Tech 70

With six players scoring in double figures and an effective defense that held the Yellow Jackets to just 36.9 percent shooting, No. 2 seed Cincinnati eliminated Georgia Tech, 87-70. Cincinnati, which outrebounded Tech 45-34, was led by the interior play of Danny Fortson (12 points, 16 rebounds) and Art Long (12-8). Stephon Marbury led the Jackets with 15 points while Matt Harpring and Michael Maddox had 13 points each.

2001 (0-1) • West Region

Cox Arena, San Diego, Calif.
1st round: St. Joseph's 66, Georgia Tech 62

After trailing by 18 points early in the second half, eighth-seeded Georgia Tech rallied to pull within three in the final two minutes before falling to No. 9 seed and 23rd-ranked St. Joseph's, 66-62. Tony Akins' two free throws pulled Tech within 63-60 with 1:12 to play, and then the Hawks missed the front end of one-and-one attempts by Damian Reid and Jameer Nelson. But Yellow Jackets came up short on two scoring chances as Tony Akins' shot spun out of the basket and Alvin Jones missed an alley-oop dunk, although both players appeared to be fouled. Nelson hit two foul shots to keep St. Joe's ahead 65-60 with 29.7 seconds left. Akins led Tech with 16 points, including 7-of-7 free throws, and Darryl LaBarrie tied his career-best with 15 points. Jones finished with eight points and 10 rebounds after being held scoreless in the first half. Marvin O'Connor led the Hawks with 21 points, and Nelson added 13. St. Joe's took a 56-28 lead early in the second half before Tech scored 15 of the next 17 points to get within 48-43 with 11:47 remaining.

NCAA TOURNAMENT HISTORY

2004 (5-1) • St. Louis Region

Bradley Center, Milwaukee, Wis.
1st round: Georgia Tech 65, Northern Iowa 60

B.J. Elder hit a pivotal jumper with just 1:06 left on the clock to seal the win as Georgia Tech outlasted Northern Iowa in the first round of the NCAA Tournament. Tech, the No. 3 seed, started off strong, leading by as many as 17 before taking a 12-point lead into halftime. The Panthers started the second half with an impressive 15-2 run to lead by one. Elder answered with a jumper with 15:47 remaining in the game to give Tech the lead, which the Jackets would hold for the remainder of the game.

2nd round: Georgia Tech 57, Boston College 54

Jarrett Jack made a key steal and dunk in the final six seconds of the game as Georgia Tech advanced to the Sweet 16. The Jackets jumped out to an 11-point lead in the second half before a Boston College run put the Eagles ahead by one. Jack made two free throws to put Tech ahead by with only 25 seconds remaining, then stole an inbounds pass and drove the length of the floor for the game-clinching dunk.

Edward Jones Dome, St. Louis, Mo.
Regional Semifinal: Georgia Tech 72, Nevada 67

Following an injury to Tech's leading scorer B.J. Elder just two minutes into the game, senior Marvin Lewis had one of the best games of his career, scoring 23 points and pulling down five rebounds against the Wolf Pack to keep Tech's NCAA run alive. With just over 65 seconds remaining in the game, Will Bynum drove the baseline for a layup to give Tech the lead for good at 69-67 and lift Georgia Tech to the regional finals for just the third time in school history.

Regional Final: Georgia Tech 79, Kansas 71 (ot)

After Will Bynum hit a three-pointer to break a 71-71 tie in overtime, Jarrett Jack went 4-for-4 from the line in the final 47 seconds to finish with a career-high 29 points and lead Georgia Tech to its first appearance in the Final Four since the 1990 season. Luke Schenscher scored 15 points and Clarence Moore tied a season high with 14 of his own in the contest.

FINAL FOUR - Alamodome, San Antonio, Texas
National Semifinal: Georgia Tech 67, Oklahoma State 65

Will Bynum drove to the basket around a screen by Luke Schenscher to score on a layup with 1.5 seconds remaining, lifting Georgia Tech past Oklahoma State after the Cowboys had rallied from a six-point deficit in the final four minutes to tie the game at 65. Bynum finished the game with 11 points and scored the game-winner for Tech for the third straight game. Schenscher scored 19 points (with 12 rebounds) to lead four Yellow Jackets in double figures, including 15 from senior Marvin Lewis, who canned five three-pointers in the first half.

National Championship:
Connecticut 82, Georgia Tech 73

Connecticut left no chance for a Georgia Tech miracle in the national championship game, building a 41-26 halftime lead and expanding the margin to as many as 25 before the Yellow Jackets got hot in the final 10 minutes. Tech shot 29.4 percent in the first half and made just 4 of 11 free throws to dig itself a hole from which it could not recover. Emeka Okafor scored 24 points with 15 rebounds for the Huskies, and Ben Gordon added 21. Will Bynum led the Jackets with 17 points off the bench.

All-St. Louis Regional: Jarrett Jack (MVP), Clarence Moore
All-Final Four: Will Bynum, Luke Schenscher

2005 (1-1) • Albuquerque Region

Gaylord Entertainment Center, Nashville, Tenn.
1st round: Georgia Tech 80, George Washington 68

Jarrett Jack led Tech with 20 points (six rebounds, six assists, 7-9 FG). Will Bynum scored 17, and B.J. Elder added 15, giving Tech's starting guards 52 of the Yellow Jackets' points in the game. Anthony McHenry added 10, his third double-figure game in seven NCAA Tournament contests. Tech shot 50 percent from the floor, going on a 12-0 second-half spurt to put the game away. The Jackets made 17 of 22 free throws and seven three-point shots.

2nd round: Louisville 76, Georgia Tech 54

Louisville employed an active zone defense to stifle Tech offensively, and hit eight of its first nine shots on offense to quickly build a double-digit lead. Led by Francisco Garcia, who hit three triples and scored 18 first-half points, the Cardinals led by 15 at the break. Tech, behind Luke Schenscher (13 points), whittled its deficit to nine points (52-43) with 9:43 remaining, but Taquan Dean canned three triples on consecutive possessions to open the Louisville lead back to 20 points. The Cardinals shot 52 percent for the game and made 10 three-point shots.

2007 (0-1) • Midwest Region

United Center, Chicago, Ill.
1st round: UNLV 67, Georgia Tech 63

UNLV made six three-point shots in the first half to take a seven-point lead into intermission, then withstood a second-half rally by Tech to capture the victory in the first meeting between the two teams since the 1990 national semifinals. The Runnin' Rebels prevailed despite making just 31.7 percent of their shots from the floor, but held Tech's leading scorers, freshmen Javaris Crittenton and Thaddeus Young, to eight points each. Anthony Morrow and Alade Aminu led the Jackets with 11 apiece.

2010 (1-1) • Midwest Region

Bradley Center, Milwaukee, Wis.
1st round: Georgia Tech 64, Oklahoma State 59

Gani Lawal scored 14 points, Derrick Favors came within a rebound of a double-double and the Yellow Jackets scored their last 13 points at the line 7th-seeded Oklahoma State 64-59 in the first meeting between the two teams since the 2004 national semifinals in San Antonio, Texas. James Anderson, the nation's third-leading scorer, was just 3 of 12 for 11 points. Held without a field goal the last 8 minutes of the game, Georgia Tech got it done at the line with Favors, Iman Shumpert and Maurice Miller going 6 of 6 in the last two minutes. Georgia Tech finished 24 of 25 from the line.

2nd round: Ohio State 75, Georgia Tech 66

Evan Turner came within an assist and a rebound of his third triple-double of the season, lifting Ohio State to a 75-66 victory. Turner, a leading candidate to add national player of the year to his Big Ten honors, finished with a game-high 24 points. ACC Freshman of the Year Derrick Favors, who played just 5 minutes in the first half after picking up two quick fouls, keyed an 11-0 run that cut Ohio State's lead to 65-61 with 1:47 to play. Turner made two free throws, Lighty converted both of his after an intentional foul and the Yellow Jackets (23-13) never threatened again.

2021 (0-1) • Midwest Region

Hinkle Fieldhouse, Indianapolis, Ind.
1st round: Loyola Chicago 71, Georgia Tech 60

Playing without ACC Player of the Year Moses Wright, ninth-seeded Georgia Tech suffered a 71-60 loss to No. 8 seed Loyola Chicago. The defeat snapped Georgia Tech's eight-game winning streak and brought the Yellow Jackets' season to a close with a 17-9 record. Tech shot an outstanding 57 percent from the field (27-for-47), but without Wright, the Yellow Jackets were out-rebounded by a 30-17 margin. Loyola's 13-1 edge in offensive rebounds and 15-0 advantage in second-chance points proved to be the difference. It was a game of spurts, both teams had 11-0 runs during the course of the contest. Georgia Tech raced out to a 13-3 lead but Loyola battled back to take a 30-25 halftime advantage. In the second hald, the Jackets used a 13-3 run to retake a 43-40 lead with 11:55 to go. However, the Ramblers scored the next 10 points of the game to take a 50-43 advantage, and Tech was never able to get closer than three the rest of the way.

REGULAR-SEASON EVENTS

2021 ACC-BIG TEN CHALLENGE
Pinnacle Bank Arena, Lincoln, Neb.
Georgia Tech 75, Nebraska 64

2021 HOLIDAY HOOPSGIVING CLASSIC
State Farm Arena, Atlanta, Ga.
Georgia Tech 79, Kentucky 62

2019 ACC-BIG TEN CHALLENGE
McCamish Pavilion, Atlanta, Ga.
Georgia Tech 73, Nebraska 56

2019 DIAMOND HEAD CLASSIC
Stan Sheriff Center, Honolulu, Hawai'i
Georgia Tech 74, Boise State 60
Houston 70, Georgia Tech 59
Georgia Tech 70, Hawai'i 53
All-Tournament: Moses Wright

2018 MIAMI HOOPHALL INVIATIONAL
American Airlines Arena, Miami, Fla.
St. John's 76, Georgia Tech 73

2018 ACC-BIG TEN CHALLENGE
Welsh-Ryan Arena, Evanston, Ill.
Northwestern 67, Georgia Tech 61

2017 ACC-BIG TEN CHALLENGE
McCamish Pavilion, Atlanta, Ga.
Georgia Tech 52, Northwestern 51

2016 ACC-BIG TEN CHALLENGE
Bryce Jordan Center, State College, Pa.
Penn State 67, Georgia Tech 60

2015 NIT PRE-SEASON TIPOFF
McCamish Pavilion, Atlanta, Ga.
Georgia Tech 107, Green Bay 77
East Tennessee State 69, Georgia Tech 68
Barclays Center, Brooklyn, N.Y.
Georgia Tech 83, Arkansas 73
Villanova 69, Georgia Tech 52
All-Tournament: Charles Mitchell

2014 ORLANDO CLASSIC
HP Pavilion, Lake Buena Vista, Fla.
Marquette 72, Georgia Tech 70
Georgia Tech 61, Rider 54
Georgia Tech 64, Rhode Island 61

2014 ACC-BIG TEN CHALLENGE
Welsh-Ryan Arena, Evanston, Ill.
Georgia Tech 66, Northwestern 58

2013 BARCLAYS CENTER CLASSIC
Barclays Center, Brooklyn, N.Y.
Mississippi 77, Georgia Tech 67
St. John's 69, Georgia Tech 58

2013 ACC-BIG TEN CHALLENGE
McCamish Pavilion, Atlanta, Ga.
Georgia Tech 67, Illinois 64

2012 DIRECTV CLASSIC
Anaheim (Calif.) Convention Center
Georgia Tech 54, Rice 36
California 68, Georgia Tech 57
Georgia Tech 65, Saint Mary's 56

2012 ACC-BIG TEN CHALLENGE
Assembly Hall, Champaign, Ill.
Illinois 75, Georgia Tech 62

2011 CHARLESTON CLASSIC
TD Arena, Charleston, S.C.
Saint Joseph's 66, Georgia Tech 53
Georgia Tech 73, VCU 60
LSU 59, Georgia Tech 50

2011 ACC-BIG TEN CHALLENGE
Philips Arena, Atlanta, Ga.
Northwestern 76, Georgia Tech 60

2010 LEGENDS CLASSIC
Alexander Memorial Coliseum, Atlanta, Ga.
Georgia Tech 78, Albany 51
Georgia Tech 77, Niagara 51
Boardwalk Hall, Atlantic City, N.J.
Georgia Tech 71, UTEP 61
Syracuse 80, Georgia Tech 76
All-Classic: Brian Oliver

2010 ACC-BIG TEN CHALLENGE
Welsh-Ryan Arena, Evanston, Ill.
Northwestern 91, Georgia Tech 71

2010 PUERTO RICO TIP-OFF
Coliseo de Puetro Rico, San Juan, P.R.
Dayton 63, Georgia Tech 59
Georgia Tech 70, George Mason 62
Georgia Tech 85, Boston University 67

2008 ACC-BIG TEN CHALLENGE
Alexander Memorial Coliseum, Atlanta, Ga.
Penn State 85, Georgia Tech 83

2007 PARADISE JAM
St. Thomas, U.S. Virgin Islands
Georgia Tech 79, Charlotte 77
Winthrop 79, Georgia Tech 73
Georgia Tech 70, Notre Dame 69
All-Tournament: Jeremis Smith

2007 ACC-BIG TEN CHALLENGE
Assembly Hall, Bloomington, Ind.
Indiana 83, Georgia Tech 79

2006 EA SPORTS MAUI INVITATIONAL
Lahaina Civic Center, Lahaina, Maui
Georgia Tech 79, Purdue 61
Georgia Tech 92, Memphis 85
UCLA 88, Georgia Tech 73
All-Tournament: Lewis Clinch

2006 ACC-BIG TEN CHALLENGE
Alexander Memorial Coliseum, Atlanta, Ga.
Georgia Tech 77, Penn State 73

2005 ACC-BIG TEN CHALLENGE
Beslin Center, East Lansing, Mich.
Michigan State 88, Georgia Tech 86

2004 CHICK-FIL-A PEACH BOWL CLASSIC
Philips Arena, Atlanta, Ga.
Georgia Tech 64, Air Force 42

2004 ACC-BIG TEN CHALLENGE
Alexander Memorial Coliseum, Atlanta, Ga.
Georgia Tech 99, Michigan 68

2003 PRESEASON NIT
Georgia Tech 79, Louisiana-Lafayette 45 (home)
Georgia Tech 75, Hofstra 56 (home)
Georgia Tech 77, Connecticut 61 (semis*)
Georgia Tech 85, Texas Tech 65 (finals*)
All-Tournament: Isma'il Muhammad (MVP), B.J. Elder, Jarrett Jack
**at Madison Square Garden*

2003 CHICK-FIL-A PEACH BOWL CLASSIC
Philips Arena, Atlanta, Ga.
Georgia Tech 75, Saint Louis 62

2003 ACC-BIG TEN CHALLENGE
Value City Arena, Columbus, Ohio
Georgia Tech 73, Ohio State 53

2002 CHICK-FIL-A PEACH BOWL CLASSIC
Philips Arena, Atlanta, Ga.
Tennessee 70, Georgia Tech 69

2002 ACC-BIG TEN CHALLENGE
Williams Arena, Minneapolis, Minn.
Minnesota 64, Georgia Tech 63

2001 CHICK-FIL-A PEACH BOWL CLASSIC
Philips Arena, Atlanta, Ga.
Georgia Tech 96, Syracuse 80

2001 ACC-BIG TEN CHALLENGE
Alexander Memorial Coliseum
Georgia Tech 62, Wisconsin 61

2001 LAS VEGAS INVITATIONAL
Valley High School, Las Vegas, Nev.
Georgia Tech 70, Eastern Illinois 65
Illinois 105, Georgia Tech 66
Saint Louis 67, Georgia Tech 54

2000 ACC-BIG TEN CHALLENGE
Carver-Hawkeye Arena, Iowa City, Iowa
Iowa 85, Georgia Tech 67

2000 WOODEN CLASSIC
Arrowhead Pond, Anaheim, Calif.
Georgia Tech 72, UCLA 67

2000 DELTA AIR LINES HOLIDAY CLASSIC
Philips Arena, Atlanta, Ga.
Georgia Tech 86, Kentucky 84

2000 STANFORD INVITATIONAL
Maples Pavilion, Stanford, Calif.
Georgia Tech 78, Idaho State 56
Stanford 80, Georgia Tech 66
All-Tournament: Alvin Jones, Shaun Fein

1999 GREAT ALASKA SHOOTOUT
Sullivan Arena, Anchorage, Alaska
Georgia Tech 100, Grambling State 88
Georgia Tech 82, Washington 65
Kansas 84, Georgia Tech 70 (finals)
All-Tournament: Jason Collier, Alvin Jones

1999 ACC-BIG TEN CHALLENGE
Philips Arena, Atlanta, Ga.
Michigan 80, Georgia Tech 77

1999 DELTA AIR LINES HOLIDAY CLASSIC
Philips Arena, Atlanta, Ga.
Stanford 64, Georgia Tech 61 (ot)

1998 HOLIDAY FESTIVAL
Madison Square Garden, New York, N.Y.
Hofstra 62, Georgia Tech 41
Georgia Tech 72, Iona 65 (3rd)

1998 BIG ISLAND INVITATIONAL
Afook-Chinen Civic Auditorium, Hilo, Hawaii
Georgia Tech 65, New Orleans 63 (ot)
Georgia Tech 58, West Virginia 53
Washington 76, Georgia Tech 60
All-Tournament: Alvin Jones, Jason Floyd

1998 DELTA AIR LINES HOLIDAY CLASSIC
Georgia Dome, Atlanta, Ga.
Kentucky 80, Georgia Tech 39

1997 PUERTO RICO SHOOTOUT
Eugenio Guerra Sports Complex, Bayamon, P.R.
Georgia Tech 62, Alabama 60
Georgia Tech 77, St. John's 65
Georgia Tech 73, Louisville 69
All-Tournament: Matt Harpring (MVP), Michael Maddox, Dion Glover

1997 DELTA AIR LINES HOLIDAY CLASSIC
Georgia Dome, Atlanta, Ga.
Georgia Tech 94, Louisville 86
MVP: Dion Glover

1996 DELTA AIR LINES HOLIDAY CLASSIC
Georgia Dome, Atlanta, Ga.
Kentucky 88, Georgia Tech 59

1996 HOLIDAY FESTIVAL
Madison Square Garden, New York, N.Y.
Georgia Tech 58, Hofstra 47
St. John's 67, Georgia Tech 55 (finals)
All-Tournament: Gary Saunders

1995 PRESEASON NIT
Georgia Tech 87, Manhattan 67*
Georgia Tech 83, Oklahoma 72*
Georgetown 94, Georgia Tech 72 (semis#)
Georgia Tech 77, Michigan 61 (3rd#)
**Georgia Dome, #Madison Square Garden*

1995 CABLE CAR CLASSIC
San Jose (Calif.) Arena
Bradley 84, Georgia Tech 82
Santa Clara 71, Georgia Tech 66
All-Tournament: Stephon Marbury

1995 JEEP-EAGLE CLASSIC
Georgia Dome, Atlanta, Ga.
Georgia Tech 88, Louisville 77
MVP: Matt Harpring

1995 JIMMY V CLASSIC
Brendan Byrne Arena, East Rutherford, N.J.
Massachusetts 75, Georgia Tech 67

1994 RAINBOW CLASSIC
Special Events Center, Honolulu, Hawaii
Cincinnati 69, Georgia Tech 66
Georgia Tech 89, Oklahoma 85
Duke 75, Georgia Tech 68

1994 KUPPENHEIMER CLASSIC
Georgia Dome, Atlanta, Ga.
Louisville 77, Georgia Tech 72
All-Tournament: Travis Best

1993 HOLIDAY FESTIVAL
Madison Square Garden, New York, N.Y.
Georgia Tech 57, Temple 51
Georgia Tech 71, St. John's 69 (Finals)
All-Tournament: Martice Moore (MVP)

1993 KUPPENHEIMER CLASSIC
Georgia Dome, Atlanta, Ga.
Georgia Tech 86, Vanderbilt 77 (ot)
All-Tournament: James Forrest, Travis Best

1993 HALL OF FAME TIP-OFF CLASSIC
Springfield, Mass.
Michigan 80, Georgia Tech 70

1992 KUPPENHEIMER CLASSIC
Georgia Dome, Atlanta, Ga.
Georgia Tech 87, Louisville 85
All-Tournament: James Forrest (MVP), Malcolm Mackey

1991 PRESEASON NIT
Georgia Tech 93, James Madison 69 (home)
Georgia Tech 84, Colorado State 67 (home)
Georgia Tech 120, Texas 107 (semis*)
Oklahoma St. 78, Georgia Tech 71 (finals*)
All-Tournament: Malcolm Mackey, Matt Geiger
**at Madison Square Garden*

1991 ACC-BIG EAST CHALLENGE
The Omni, Atlanta, Ga.
Georgia Tech 80, Villanova 59

1991 KUPPENHEIMER CLASSIC
The Omni, Atlanta, Ga.
Georgia Tech 81, Kentucky 80
All-Classic: Jon Barry (MVP), Malcolm Mackey

1990 SUGAR BOWL TOURNAMENT
New Orleans, La.
Georgia Tech 95, Tulane 83
Georgia Tech 99, Villanova 87
All-Tournament: Kenny Anderson (MVP), Malcolm Mackey, Jon Barry

1990 KUPPENHEIMER CLASSIC
The Omni, Atlanta, Ga.
Georgia Tech 135, Loyola Marymount 94
All-Tournament: Kenny Anderson (MVP), Jon Barry

1990 ACC-BIG EAST CHALLENGE
Capital Centre, Landover, Md.
St. John's 73, Georgia Tech 72 (ot)

1989 KUPPENHEIMER CLASSIC
The Omni, Atlanta, Ga.
Georgia Tech 98, Morehead State 76
Georgia Tech 111, Pittsburgh 92
All-Tournament: Kenny Anderson (MVP), Dennis Scott, Brian Oliver

1989 ACC-BIG EAST CHALLENGE
Hartford (Conn.) Civic Center
Georgia Tech 93, Pittsburgh 92

1988 RAINBOW CLASSIC
Blaisdell Center, Honolulu, Hawaii
Georgia Tech 87, Houston 78
Illinois 80, Georgia Tech 75
Georgia Tech 72, Purdue 69
All-Tournament: Dennis Scott, Tom Hammonds

1987 PRE-SEASON NIT
Georgia Tech 114, Alcorn State 71 (home)
Florida 80, Georgia Tech 69 (at Florida)

REGULAR-SEASON EVENTS

Tournament Tote Board

Event	App.	W-L	Titles	Last
ACC-Big East Challenge	3	2-1	-	1991
ACC-Big Ten Challenge	20	9-11	-	2021
All-College Tournament	2	2-4	-	1956
Barclays Center Classic	1	0-2	-	2013
Big Island Classic	1	2-1	-	1998
Bruin Classic	2	1-4	-	1969
Chick-fil-A Peach Bowl Classic for Kids*	15	10-5	7	2004
Cotton States Classic#	4	8-0	4	1989
Diamond Head Classic	1	2-1	-	2019
DirecTV (Anaheim) Classic	1	2-1	-	2012
Gator Bowl	7	7-8	2	1985
Hall of Fame/Tip-Off Classic	2	0-2	-	1993
Holiday Festival	4	5-3	1	1998
Holiday Hoopsgiving Classic	1	1-0	-	2020
Legends Classic	1	3-1	-	2010
Maryland Invitational	3	2-4	-	1977
Maui Invitational	1	2-1	-	2006
Miami Hoophall Invitational	1	0-1	-	2019
NIT Season Tip-Off (formerly Pre-season NIT)	5	13-5	1	2015
North-South Doubleheader	8	4-12	-	1977
Orlando Classic	1	2-1	-	2014
Paradise Jam	1	2-1	-	2007
Poinsettia Tournament	2	2-2	-	1975
Puerto Rico Tip-Off	2	5-1	1	2010
Queen City Tournament	2	3-3	-	1955
Rainbow Classic	3	6-3	1	1994
Sugar Bowl	2	2-2	1	1990
Sun Bowl	2	0-4	-	1981

**One day doubleheader was formerly known as the Delta Air Lines Holiday Classic for Kids, Jeep Eagle Classic and Kuppenheimer Classic; #Known as the Kuppenheimer Classic in 1989.*

1987 COTTON STATES CLASSIC
The Omni, Atlanta, Ga.
Georgia Tech 90, William & Mary 59
Georgia Tech 83, Auburn 72
All-Tournament: Duane Ferrell, Tom Hammonds

1986 CENTRAL FIDELITY HOLIDAY CLASSIC
Robins Center, Richmond, Va.
Georgia Tech 67, Stanford 65
Richmond 67, Georgia Tech 62 (ot)
MVP: Duane Ferrell

1986 SUNTORY BALL
Tokyo, Japan
Georgia Tech 65, Boston College 62 (ot)
Georgia Tech 63, SMU 54
All-Tournament: Tom Hammonds (MVP), Duane Ferrell, Bruce Dalrymple

1986 HOLIDAY FESTIVAL
Madison Square Garden, New York, N.Y.
Georgia Tech 79, Rutgers 61
St. John's 62, Georgia Tech 53
All-Tournament: Duane Ferrell

1985 COTTON STATES CLASSIC
The Omni, Atlanta, Ga.
Georgia Tech 90, Texas 55
Georgia Tech 82, Navy 64
All-Tournament: Mark Price (MVP), Duane Ferrell, John Salley, Bruce Dalrymple

1985 GATOR BOWL CLASSIC
Jacksonville, Fla.
Georgia Tech 83, Texas A&M 58
Georgia Tech 72, Jacksonville 53
All-Tournament: Mark Price (MVP), John Salley, Tom Hammonds, Bruce Dalrymple

1985 HALL OF FAME TIP-OFF CLASSIC
Springfield, Mass.
Michigan 49, Georgia Tech 44

1984 RAINBOW CLASSIC
Blaisdell Center, Honolulu, Hawaii
Georgia Tech 72, Arkansas 52
Georgia Tech 65, Washington 58
Georgia Tech 70, Maryland 69
All-Tournament: Mark Price (MVP), Bruce Dalrymple

1983 COTTON STATES CLASSIC
The Omni, Atlanta, Ga.
Georgia Tech 66, Nebraska 49
Georgia Tech 57, Alabama 54
All-Tournament: Mark Price (MVP), Bruce Dalrymple, Yvon Joseph

1983 CASABA CLUB CLASSIC
Spanos Center, Stockton, Calif.
Georgia Tech 67, Pepperdine 56
Georgia Tech 73, Central Michigan 71
All-Tournament: Yvon Joseph (MVP), Bruce Dalrymple

1981 SUN BOWL TOURNAMENT
El Paso, Texas
UTEP 73, Georgia Tech 44
Oklahoma State 59, Georgia Tech 57

1980 GATOR BOWL TOURNAMENT
Jacksonville, Fla.
Purdue 53, Georgia Tech 45
Jacksonville 64, Georgia Tech 41

1979 ROANOKE TIMES & WORLD NEWS HOLIDAY CLASSIC
Roanoke (Va.) Civic Center
Georgia Tech 83, Alabama 59
Virginia Tech 67, Georgia Tech 62
All-Tournament: Brook Steppe (MVP), Lenny Horton

1978 PILLSBURY CLASSIC
Minneapolis, Minn.
Georgia Tech 83, Brigham Young 81
Minnesota 57, Georgia Tech 56
All-Tournament: Sammy Drummer, Tico Brown

1977 MARYLAND INVITATIONAL
Cole Field House, College Park, Md.
Georgia Tech 73, St. John's 67
Maryland 65, Georgia Tech 63

1977 DAYTON INVITATIONAL
Dayton, Ohio
Georgia Tech 64, Oregon 57
Dayton 65, Georgia Tech 63

1977 NORTH-SOUTH DOUBLEHEADER
Charlotte, N.C.
North Carolina 97, Georgia Tech 74
NC State 81, Georgia Tech 71

1976 MARSHALL INVITATIONAL
Huntington, W.Va.
Idaho State 88, Georgia Tech 72
Georgia Tech 80, Columbia 79

1976 NORTH-SOUTH DOUBLEHEADER
Charlotte, N.C.
North Carolina 79, Georgia Tech 74
Georgia Tech 78, NC State 67

1975 POINSETTIA TOURNAMENT
Greenville, S.C.
Georgia Tech 98, Furman 81
Rutgers 94, Georgia Tech 87

1975 KENTUCKY INVITATIONAL
Memorial Coliseum, Lexington, Ky.
Kentucky 66, Georgia Tech 64
Arizona State 85, Georgia Tech 70

1975 NORTH-SOUTH DOUBLEHEADER
Charlotte, N.C.
NC State 101, Georgia Tech 66
North Carolina 111, Georgia Tech 81

1974 MARYLAND INVITATIONAL
College Park, Md.
Maryland 105, Georgia Tech 67
Georgia Tech 70, St. Bonaventure 61 (ot)

1974 NORTH-SOUTH DOUBLEHEADER
Charlotte, N.C.
NC State 98, Georgia Tech 54
North Carolina 108, Georgia Tech 70

1973 OLD DOMINION TOURNAMENT
Norfolk, Va.
Baylor 108, Georgia Tech 80
Yale 101, Georgia Tech 95

1973 NORTH-SOUTH DOUBLHEADER
Charlotte, N.C.
North Carolina 107, Georgia Tech 72
NC State 118, Georgia Tech 94

1972 MARYLAND INVITATIONAL
Cole Field House, College Park, Md.
Maryland 90, Georgia Tech 55
Bowling Green 102, Georgia Tech 87

1972 NORTH-SOUTH DOUBLHEADER
Charlotte, N.C.
NC State 87, Georgia Tech 70
North Carolina 118, Georgia Tech 73

1971 CHARLOTTE INVITATIONAL
Charlotte, N.C.
Davidson 91, Georgia Tech 66
Rutgers 91, Georgia Tech 64

1971 NORTH-SOUTH DOUBLEHEADER
Charlotte, N.C.
North Carolina 87, Georgia Tech 58
Georgia Tech 73, NC State 66

1970 NORTH-SOUTH DOUBLEHEADER
Charlotte, N.C.
Georgia Tech 89, NC State 77
Georgia Tech 104, North Carolina 95

1970 GATOR BOWL TOURNAMENT
Jacksonville, Fla.
Georgia Tech 69, Florida 58
St. Bonaventure 70, Georgia Tech 68

1969 BRUIN CLASSIC
Pauley Pavilion, Los Angeles, Calif.
UCLA 121, Georgia Tech 90
Indiana 87, Georgia Tech 65

1968 SUN BOWL TOURNAMENT
El Paso, Texas
UTEP 75, Georgia Tech 71
Oklahoma City 59, Georgia Tech 57

1967 CHICAGO CLASSIC
Chicago, Ill.
Illinois 65, Georgia Tech 54
Loyola 96, Georgia Tech 71

1966 BRUIN CLASSIC
Pauley Pavilion, Los Angeles, Calif.
Georgia Tech 101, Michigan 70
UCLA 91, Georgia Tech 72
Illinois 83, Georgia Tech 71

1965 HURRICANE CLASSIC
Miami, Fla.
Louisville 54, Georgia Tech 48
Georgia Tech 83, Boston College 40

1964 SUGAR BOWL TOURNAMENT
New Orleans, La.
Louisville 77, Georgia Tech 71
Texas Tech 95, Georgia Tech 90

1963 MILWAUKEE CLASSIC
Milwaukee, Wis.
Georgia Tech 84, Marquette 83
Wisconsin 104, Georgia Tech 84

1962 GATOR BOWL TOURNAMENT
Jacksonville, Fla.
Georgia Tech 73, Virginia Tech 72 (ot)
Georgia Tech 73, Florida 61

1961 POINSETTIA TOURNAMENT
Greenville, S.C.
Georgia Tech 72, Furman 65
Arkansas 72, Georgia Tech 42

1960 GATOR BOWL TOURNAMENT
Jacksonville, Fla.
Georgia Tech 54, Georgia 51
Navy 63, Georgia Tech 60

1960 BLUEGRASS TOURNAMENT
Louisville, Ky.
Louisville 74, Georgia Tech 65
Utah State 67, Georgia Tech 62

1957 MOTOR CITY CLASSIC
Detroit, Mich.
Georgia Tech 67, Marquette 58
Georgia Tech 70, Detroit 66

1956 ALL COLLEGE TOURNAMENT
Oklahoma City, Okla.
Marquette 102, Georgia Tech 78
Georgia Tech 75, Idaho State 72
Georgia Tech 79, Texas Tech 66

1955 QUEEN CITY TOURNAMENT
Buffalo, N.Y.
Georgia Tech 65, Westminister 56
Georgia Tech 86, Canisius 82
Xavier 92, Georgia Tech 67

1954 QUEEN CITY TOURNAMENT
Buffalo, N.Y.
Georgia Tech 72, Idaho State 69 (ot)
Canisius 70, Georgia Tech 56
Georgetown 68, Georgia Tech 62

1953 GATOR BOWL TOURNAMENT
Jacksonville, Fla.
Georgia 66, Georgia Tech 64
Georgia Teachers College 101, Georgia Tech 80
Florida 63, Georgia Tech 59

1952 GATOR BOWL TOURNAMENT
Jacksonville, Fla.
Florida 68, Georgia Tech 60
Georgia Tech 71, Georgia 54

1951 CAROLINA INVITATIONAL
Charlotte, N.C.
South Carolina 78, Georgia Tech 63
Georgia Tech 79, Auburn 62
Georgia Tech 78, Davidson 60

1949 DIXIE CLASSIC
Reynolds Coliseum, Raleigh, N.C.
Georgia Tech 64, Wake Forest 57
NC State 57, Georgia Tech 34
Georgia Tech 63, West Virginia 48

1947 ALL-COLLEGE TOURNAMENT
Oklahoma City, Okla.
Texas 54, Georgia Tech 45
Rice 43, Georgia Tech 42
Hamline 52, Georgia Tech 35

TECH LETTERWINNERS

A

Abell, Nelson 1944
Akers, Lane 1954-56
Akins, Anthony J. 1999-01
Akins, Terry E. 1968-69
Allen, Harry B. 1973-74-75-76
Allgood, William L. 1977-78
Alston, Brandon C. 2018-19
Alvarado, Jose 2018-19-20-21
Aminu, A. Alade 2006-07-08-09
Anderson, Gene 1952-53
Anderson, J.C. 1947-48-49-50
Anderson, Kenneth 1990-91
Anderson, L.F. 1937-38-39
Anderson, Marvin E. 1954-55
Anderson, Tysor D. 2007-08-09
Andrews, Jay (mgr) 1995-96-97
Arnold, John W. 1965
Austin, Michael B. 1951-52-53
Azar, Nicholas 1926-27-28

B

Babul, Jonathan R. 1997-99-00-01
Baker, Avril (mgr) 1988-90
Bailey, F.B. 1909
Balanis, Roderick A. 1991-92-93-94
Banks III, James A. 2019-20
Barbic, Yann 1994
Barnes, Darryl 1990, 92-93-94
Barron, Carter 1926
Barry, Drew W. 1993-94-95-96
Barry, Jon A. 1991-92
Bell, D'Andre B. 2006-07-08-10
Bergman, Herb 1947-48
Best, Travis E. 1992-93-94-95
Bills, Jack 1945
Binns, Karl V. 1972
Binns, William 1948
Blackwell, Hoyte 1940-41-42
Blemker, Berrien B. 1948-49-50-51
Blemker, Ray 1957-58-59
Boisvert, David R. 1988
Bolden, Christopher J. 2013-15
Bolton, Roger P. 1954
Bosh, Christopher W. 2003
Bostick, H.C. 1909
Bottorf, Michael B. 1974-75-76
Boulware, Burtz 1935-36-37
Bowling, Tom 1967
Boyce, Michael (mgr) 2005-06
Boyd, Coleman 2020-21
Bradford, Maurice 1982-83
Brennan, Bryan V. 1995-96-97
Brewster, Jimmy 1922
Brittian, Maurice D. 1989
Brizendine, Robert E. 1966-67-68
Broadway, Niko 2020-21
Brooks, Robert A. 2001-04
Brown, Bruce J. 1972
Brown, Karl J. 1989-90
Brown, Mark (mgr) 1984-85-86
Brown, Jonathan W. 2018
Brown, Tico M. 1977-78-79
Broyles, Frank 1943-44-45, 47
Bryan, Morris 1932
Bullard, Ralph 1928
Burdell, George P. 1956-57-58
Burden, Preston (mgr) 2006-07-08
Burton, Richard E. (mgr) 1968
Butzky, Charles B. (mgr) 1964
Byrd, Anthony 1982-83-84
Bynum, William 2004-05

C

Cage, Gary B., Jr. 2006-08-09
Caldwell, James W. 1963-64-65
Caldwell, Robert G. 1964-65-66
Campbell, Preston W. 1973-74-75
Cappetta, Steven (mgr) 2009
Carroll, Jess M. 1955-56-57
Carroll, Pat (mgr) 1987
Carter, Jr., Robert L. 2013-14
Cassidy, Omar A. 1997
Causey, Matthew D. 2008
Center, Dave 1933
Cheney, Walter M. (mgr) 1974-75
Clark, David W. 1966-67-68
Clinch, E. Lewis 2006-07-08-09
Cline, William S. 1950-51-52
Cohen, Leonard R. 1955-56-57
Cohen, William 1953-54-55-56
Cole, Evan A. 2018-19-20
Cole, Michael D. 1979-81-82
Coleman, W.B. 1909
Collier, Dick 1944-45-47
Collier, Jason J. 1999-00
Collier, Jeffrey R. 1973
Connerly, Duffy (mgr) 1984-85
Coogler, Justin (mgr) 2010
Copeland, Arthur 1947
Cox, Demarco A. 2015
Crabb, Michael (mgr) 1957
Craddock, Robert D. 1963-64-65
Craig, Derek D. 2009-11-12
Crake, Eric 1952-53
Crawford, Henry 1934-35-36
Cray, Andy (mgr) 2009-10
Crittenton, Javaris C. 2007
Crosby, David 1941
Culbreth, Albert W. 1998
Cullen, Matt (mgr) 1971-72
Currie, Rigdon (mgr) 1950-51
Cushman, H. 1914

D

Dalrymple, Henry V. 1984-85-86-87
Daugherty, Michael R. 1974
Davis, Bob 1944-45-46
Davis, Robert C. 1973-75
Davis, Tyler A. 2005
Dawson, V.S. 1909
Delong, George, Jr. (mgr) 1963
Dennicke, Skinny 1922
Denton, David R. 1958-59-60
Devoe, Michael J. 2019-20-21
Dews, Robert W. 1959-60
Diaw, Papa S. 2006-07
Dickey, Ra'Sean M. 2005-06-07
Didenko, David 2020-21
Dieng, Bassirou 2009
Dockweiler, Jay (mgr) 1987-88
Dold, Melvin J. 1948-49-50-51
Domalik, Brian A. 1989-90-91
Doyle, W. Brooks 2013-14-15
Doyle, Johnny 1946
Drummer, Sammy L. 1978-79
Dunn, Mike (mgr) 1999-00
Dyer, Vaughn 1952

E

Ebdon, Joe 1938
Echols, Ramon 1946
Eckford, Joe Errol 1922
Eidson, William R. 1962-63-64
Elder, Barry J. 2002-05
Elisma, Edner 1994-95-96-97
Elkins, Andrew (mgr) 2009
Emmerling, Fritz (mgr) 1952
Ewing, David W.T. 2002-03

F

Fagg, David (mgr) 1979
Farr, Clay (tr) 1996
Farrell, Terry D. 1972
Favors, Derrick B. 2009-10
Faye, Mouhammad 2007-08
Fein, Shaun R. 2000-01
Ferrell, Duane 1985-86-87-88
Field, Wesley O. 1965-66-67
Floyd, Jason C. 1997-98-99-00
Fonden, Marcus (mgr) 2009-10
Ford, Antoine 1985-87
Fore, Clyde W. 1971-72
Foreman, Nicholas M. 2009-10-11-12
Forrest, James C. 1992-93-94-95
Foster, Randall L. 1974-75-76-77
Fraser, Gilbert 1921
Fredrick, Zambolist II 2005-06
Fritch, James L. 1948-49-50-51
Funkenstein, Louis (mgr) 1965-66-67

G

Gaddy, James W. 1992-93
Gardner, Scott 1982
Gaston, Juan V. 1996
Gaston, Robert W. 1944
Geiger, Matthew A. 1991-92
George, Nicholas 1926
Georges-Hunt, Marcus A. 2013-14-15-16
Gher, John K. 1960-61-62
Giaccio, Paul (mgr) 1995-96-97-98
Gigiberia, Saba 2021
Gladden, B. (mgr) 1972-73
Gladen, R.F. 1909
Glenn, William 1933-34-35
Glover, M. Diondae 1998
Godwin, Paul 1948-49
Golden, Sid 1930
Golden III, Robert W. (Trae) 2014
Golf, Larry 1963
Good, Chris 1980
Goode, William E. (mgr) 1962
Gooding, Hugh 1930
Goza, Lee 1981-82
Green, Michael D. 1975-76
Gueye, Abdoulaye 2015-17-18-19
Gurry, Colin A. 2014
Guth, Stanley W. 1966-67-68

H

Hagan, Scott (mgr) 1993-94-95-96-97
Haines, Fred 1947
Hall, Frederick 1980-81
Hamilton, Andrew (mgr) 2005-06-07-08
Hamilton, Bradley K. (mgr) 2005-06-07-08-09-10
Hamilton, Hoyt (mgr) 1977-78-79-80
Hammonds, Tom E. 1986-87-88-89
Hansen, Harold 1925-26
Harlicka, Todd C. 1992-93-94-95
Harpring, Matthew J. 1995-96-97-98
Harpring, Patrick J. ....1999-00-02 (mgr), 01 (player)
Harris, Ed 1928
Harris, Norman 2017
Harris, R.M. 1909
Harvey, Tim 1983-84
Harwell, John 1952-53-54
Haymans, Walter 1938-39-40
Hays, Lawrence 1935-36
Haywood, Curtis J, II 2018-19
Hazelhurst, J.G. (mgr) 1909
Hearn, Tiny 1928
Hearn, Jim 1942
Heath, Josh S. 2015-16-17
Heeke, Frank 1930
Helms, Joe M. 1955-56
Herbert, John L. 1962-64
Heyward, Corey W. 2014-15-16-17
Hicks, Nathaniel R. 2011-12
Hightower, W.H. (mgr) 1909
Hill, Alex 2009
Hill, Bryan M. 1991-92-93
Hill, Doug 1952
Hill, James E. 1964, 66
Hodge, Julian T. 1995-96
Hoffman, John R. 1959-60-61
Hoggle, John M. 1970-71-72
Hogue, Jim 1980
Holladay, Durand 1944-45
Holloway, James N. 1965
Holsey, Kammeon 2011-12-13-14
Horton, Lenard 1977-78-79-80
Howard, Brian 1982
Howard, Clarence 1954
Howard, Rodney 2021
Hoxhaj, Ivi (mgr) 2011-12-13-14
Hughes, Mack ....1955-56 (mgr)
Hunt, Alexander, T. 1974-75-76
Hyder, James T. (mgr) 1960-61
Hyder, John C. 1935-36-37
Hyder, John T. 1971-72-73

I

Ingram, Jon E. (mgr) 1968
Inman, Frank, Jr. 1958-59
Inman, George W. 1958
Isenhour, Michael 2000-01

J

Jack, Jarrett H. 2003-04-05
Jackson, Tadric D. 2015-16-17-18
Jacobs, Nicolas 2016
James, Jehloni 2020-21
Jamison, Cecil 1925-26
Jenks, Emory 1922
Jester, Evan D. 2018-19
Johnson, Billy 1944
Johnson, Harold 1945
Johnson, James W. 1956-57-58
Johnson, William O. 1940-42
Johnston, Bo 1936-37-38
Jones, Alvin, III 1998-99-00-01
Jones, Ben 1936
Jones, B. Keith 2005-06
Jones, Ed 1938
Jordan, Bill 1936-37-38
Jordan, Pierre 2012-13
Jorgenson, Travis K. 2014-15-16
Joseph, Yvon 1984-85
Judy, Coleman P. 1965-66-67
Judy, Matt (mgr) 1996-97-98-99-00
Jumper, Jimmy 1946

K

Kaiser, Roger A. 1959-60-61
Katz, Kitty 1932
Katz, Morris 1934-35
Keener, Marvin J. 1948-49-50-51
Kelly, C. Ashley 1996-98-99
Kelly, John R., II 1993-95-96
Kelly, Lake D. 1954-55-56
Kenney, Charles H. 1965-66-67
Ketzner, Joe (tr) 1998-99-00
Khan, Fred (mgr) 1957
Kidd, Culver 1934-35-36
Kimmel, Robert B. 1954-55-56-57
Kincaid, Kevin 1997-99
Klaer, Drew (mgr) 2011-12-13-14
Klosterman, Henry 1946
Kowalski, Dave 1981

L

LaBarrie, Darryl A. 1999-00-01
Lammers, Benjamin W. 2015-16-17-18
Lance, Jake 1944
Landry, Frank E. 1961-62
Lane, N. Halston 2001-02
Lanier, Will (mgr) 2002-04
Largen, Ben 1927
Lawal, Gani O., Jr. 2008-09-10
Lee, Henry 1981
Lenholt, Richard 1953-54-55-56
Lewis, Carlton 1940-42
Lewis, Marvin A. 2001-04
Liantonio, Giuseppe (mgr) 1990-91-92
Lockwood, Billy (mgr) 1946
Lupton, Dale 1949-50
Lutz, Samuel A. (mgr) 1970
Lyon, Stuart 1981-82

M

MacGregor, Dan 1955
Machado, Pablo E. 1997-98
Mackey, Malcolm M. 1990-91-92-93
Maddox, Michael J. 1995-96-97-98
Mann, John S. 1977-78-79-80
Mansell, Jack 1983-84-85-86
Marbury, Stephon X. 1996
Maree, Vance 1929
Martin, Michael W. 1975
Martinson, John P. 1985-86-87-88
Matheson, Kenneth 1922
Mathews, George 1946
Matthews, Christian E. 2017
Matthews, Phil (mgr) 2002
Mauch, H. 1914
Maxwell, Tristan 2021
Mayer, William G. 1969-70
McArthur, Roy 1930-31-32
McBath, H. 1920
McCain, Andrew G. 1973-74
McCarthy, John M. (mgr) 1966
McClune, Chris (mgr) 2005-06-07-08
McCormick, Kellen T. 2017
McCullough, W.T. 1914
McFadden, Bob (tr) 1993
McHenry, Anthony D. 2002-05
McNeil, Johnny J. 1989-90
Means, Toney (mgr) 1981-82
Medlock, Jan P. 1997-98
Medlock, Shaheed M. 2017-19-20-21
Meka, Jordan 2021
Meyer, Gerald J. 1958
Miller, Daniel C. 2011-12-13-14
Miller, Eddie (mgr) 1946
Miller, Maurice A. 2008-09-10-11
Mills, David 1983
Mitchell, Charles 2015-16
Mitchell, L.C. 1914
Moore, Clarence A. 2000, 02-04
Moore, Fred 1923
Moore, Justin A. 2017-18
Moore, Khalid A. 2019-20-21
Moore, Martice D. 1993-94
Moore, Jr., McPherson D. 2011-12
Moreland, Bob 1926
Morris, Jason C. 2011-12-13-14
Morris, Jim (mgr) 1996-97-98-99
Morris, Kevin M. 1997
Morrow, Anthony J. 2005-06-07-08
Morrison, Franklin M. 1977-78
Morton, George 1926
Muhammad, Isma'il A. 2002-05
Munford, Dillard 1939
Munlyn, James 1987-88, 90-91
Murphey, Red 1922
Murphy, Billy B. (mgr) 1976-77-78-79
Murphy, Robert D. 1971-72-73
Murphy, Ryan M. 1995-96
Musser, James A. (mgr) 1976-77-78-81
Myers, E.V. 1909

N

Nass, Alan W. 1961-62-63
Neal, Craig D. 1984, 86-87-88
Neal, Steven G. 1979-80-82
Neal, Winston ....1998 (mgr)-99-00-01
Neff, Graham (mgr) 2005-06
Nelson, David F. 2002-04
Nelson, Edward R. 2002-03
New, Dave 1981
Newbill, Ivano M. 1991-92-93-94
Nichols, Jim (mgr) 1996-97-98-99
Nidiffer, Toby F. 1977-78-79-80
Nigg, William R. 1962-63-64
Nihill, Timothy (mgr) 1996-97-98-99
Nolan, Jim 1947-48-49
Noyes, Robert J. 1977-78-79-80
Nyström, Jim A. 2003-04

O

O'Brien, Dan K. 1978-79-80
O'Callahan, Jimmy 1936
Ogbonda, Sylvester C. 2017-18-19
Okogie, Joshua A. 2017-18
Oliver, Brian Darnell 1987-88-89-90
Oliver, Brian Daniel 2010-11
Oltz, Harold 1928
O'Neal, Taylor (mgr) 2010
Orr, Dick 1933
Owens, Jack 1949
Owens, Jack (mgr) 2005-06-07

P

Panders, Peteris (mgr) 1958-59
Parham, Donald "Bubba" 2020-21
Parris, Walter 1925
Partin, John G. 1966-67-68
Partridge, Josh (mgr) 2011-12-13-14
Paxson, Wesley 1943-44, 47
Peacock, Zachery X., II 2007-08-09-10
Pearson, Danny 1983
Pearson, Tom 1946
Peck, Nathan (mgr) 1995
Peck, Stephen C. 1980
Peek, Aaron 2012-13-14-15
Peffel, George 1938
Perkins, Bill 1930
Perry, B. Kyle 1998-99-00
Peters, Kenneth A. 1973-74
Peterson, Charles (mgr) 1953-54
Petway, Scott 1984-85
Phillips, Gary D. 1954-55-57-58
Phillips, Shembari A. 2019-20
Pinsky, Steve (mgr) 1984-85
Pittman, John (mgr) 1990
Player, Frank 1929
Poole, Johnny 1932-33-34
Poole, Solomon 2013-14
Poole, Jr., Stacey 2013-14
Post, Steven F. 1972-73
Poteet, William T. 1959-60
Powell, Julian F. 1960-61-62
Powers, Matt 2008
Prentice, Jason 1999
Price, Asanti 2020
Price II, Jodan 2017
Price, W. Mark 1983-84-85-86
Priestley, Jerry M. 1964-65-66

R

Radford, Charles (mgr) 1952
Raines, Ted 1931
Randall, Phillip Y. 1963
Randall, Walter T. 1957-58-59
Randolph, Chase 2011-12-13-14
Ray, Jim 1946
Recinos, Kevin 2010
Reed, Brandon 2012-13
Reese, Willie R. 1986-87-88-89
Register, Benjamin F. 1949-50-51
Rhodes, Chad (mgr) 1993-94
Rice, Glen A., Jr. 2010-12
Rice, Malachi J. 2018-19-20-21
Richards, Carl W. 1959-60-61
Ridenmour, Raymond E. 1967-69
Riedel, Robert J. 1950
Riley, James R. 1958-59-60
Roane, Babe 1922-24
Roberts, Ben (mgr) 2002-05
Roberts, Billy 1946
Roberts, Thomas H. 1964
Rosser, George 1926
Rowland, M. Rand 2015-16-17
Royal, Julian 2012-13

S

Salley, John T. 1983-84-85-86
Sampson, Robert A. 2015
Samoylo, Francis J. 1971-72
Santaromita, Gregory (mgr) 1975
Saunders, Gary 1996-97
Schafer Avi K. 2018-19
Scharf, Ronald E. 1963-64-65
Schenscher, Luke D. 2002-05
Schnitzer, Ray 1974-75-76-77
Schoening, Henry 1947-48-49
Scott, Dennis E. 1988-89-90
Scruggs, Charlie 1943
Seemer, Robert H. 1968-69-70
Sennett, Bill 1952-53
Sermersheim, Michael F. 1948-49-50-51
Shaw, Steven T. 1980-81
Sheehan, Bradley R. 2008-09-10
Sherbak, Steven D. 1973-74
Sherrod, Anthony N. 1986-87-88-89
Shew, Samuel S. 2009-10
Shumpert, Iman A. 2009-10-11
Silas, Cecil J. 1951-52-53
Simmonds, Jorge (mgr) 2002-05
Sims, Fletcher 1936-37-38
Sjolund, Kristian H. 2019
Slocum, Jimmy 1932
Small, George C. 1971-72
Smith, Adam T. 2016
Smith, George 1938
Smith, Jeremis S. 2005-06-07-08
Smith, Ravelle (mgr) 1995-96
Smith, William D. 1976-77-78-79
Smits, Pieter (mgr) 1997
Snead, Howard 1953-55
Sonnenberg, Steven A. 1973-74-75
Speller, Kyle C. 2011
Spiro, Keith (mgr) 1987-88
Spivey, LaTravis D. 1998
Spooner, Charles G. 1963-64
Stacy, Gilbert 1935
Stanford, John (mgr) 1969-70-71
Staton, Al 1922
Stenftenagel, Michael F. 1964
Steppe, Michael H. 1979-80-82
Stephens, Quinton D. 2014-15-16-17
Stevens, T.E. 1942
Stewart, Jimmy 1948-49
Stith, Henry H. 1957-58
Storrs, Lance C. 2008-09-10-11
Sturdivant, Kyle 2021

T

Tarver, Theodis, Jr. 2003-04-05-06
Taylor, Phil 1952
Taylor, Thomas E. 1970-71-72
Thomas, George 1980-81-82-83
Thompson, William H. 1969-70-71
Thorne, James A. 1969-70-71
Thorne, Peter C. 1966-67-68
Tierce, Joel 1936
Tison, Allan J. 1968
Tomasovich, Mike 1961-62-63
Tomasovich, Ted 1967-68-69
Toomer, LeGaren D. 2006
Tovey, Keith (mgr) 1990-91-92-93-94
Trotti, Paul W., Jr. 1997-98-99-00
Tumlin, Chester J. 1962
Tyler, Frederick B. 1966-67

U

Udofia, Mfon K. 2010-11-12-13
Umstead, Carl N. 1950-51-52
Usher, Jordan 1920-21

V

Van Cantfort, Chris (mgr) 1973-74
Vanderplaats, James (mgr) 1968-69-70-71
Van Houten, Louis 1929
Van Houten, Robert 1933
Veryzer, John H. 1968-69-70
Vines, Travis J. 1998-99-00-01
Vinson, Frederick O. 1992, 94
Vinton, William K. 1972

W

Wages, Henry 1931
Wagner, Phillip C. 1966-67-68
Waldkirch, Oscar 1945
Walker, Richard (mgr) 2002-03
Walsh, Zac (mgr) 1998-99-00-01-02
Warner, Ronald I. 2014
Warner, Troy (mgr) 1992-93-94
Washington, James B. 1976
Waxelbaum, Theodore 1928
Weekly, Keith L. 1961-63
West, Mario M. 2004-05-06-07
Weston, Jaime (mgr) 1993
White, Gregory S. 1989-90-91-92
White, James N. 2016
Whitmore, David E. 1989
Wilde, George 1926
Wilder, Attwood 1926
Williams, Ajani H. 1996
Williams, Billy 1946
Williams, Calvin L., Jr. 1994-95
Williams, John C. 1980
Williams, Ron 1984
Williamson, Hugh 1928
Wilson, Greg 1981-82-83-84
Wilson, Julian 1928
Wilson, Thomas F. 1969-70-71
Wiseman, Dale (tr) 1994-95
Witt, Ralph 1952
Wolcott, Steven W. 2006
Wood, James T. 1974-75-76-77
Woodall, Leon 1935
Worthington, David (mgr) 1983-84-85-86
Wright, Gene 1945
Wright, Moses A. 2018-19-20-21
Wright, Richard D. 1967-69-70
Wycoff, Douglas 1926

Y

Young, Thaddeus C. 2007
Yunkus, Richard A. 1969-70-71

HISTORY

ALL-TIME NUMERICAL ROSTER

0
Darryl Barnes ... 1994
Lewis Clinch ... 2007-09
Mfon Udofia ... 2010-11-12-13
Charles Mitchell ... 2015-16
Justin Moore ... 2017-18
Michael Devoe ... 2019-20-21

1
B.J. Elder ... 2002-05
D'Andre Bell ... 2006
Javaris Crittenton ... 2007
Iman Shumpert ... 2009-10-11
Julian Royal ... 2012
Stacey Poole, Jr. ... 2014
Tadric Jackson ... 2015-16-17-18
James Banks III ... 2019-20
Kylr Sturdivant ... 2021

2
Darryl Barnes* ... 1993
Darryl LaBarrie ... 2000-01
Isma'il Muhammad ... 2002-05
Matt Causey ... 2002
Pierre Jordan ... 2012-13
Solomon Poole ... 2014
Chris Bolden ... 2015
Adam Smith ... 2016
Jodan Price ... 2017
Shembari Phillips ... 2019-20
Saba Gigiberia ... 2021
*Not a legal number at the time, wore for one game

3
Colin Anderson ... 1949
Doug Hill ... 1952
Tommy Taylor ... 1971-72
John Boshart ... 1974
Brian Domalik ... 1990-91
Travis Best ... 1992-95
Stephon Marbury ... 1996
Tony Akins ... 1999-02
Jarrett Jack ... 2003-05
Moe Miller ... 2008-09-10-11
Marcus Georges-Hunt ... 2013-14-15-16
Evan Cole ... 2018-19-20
Bubba Parham ... 2021

4
Dale Lumpton ... 1949
Bill Cline ... 1951-52
Dennis Scott ... 1988-90
Pablo Machado ... 1997
Alvin Jones ... 1998-01
Chris Bosh ... 2003
Ra'Sean Dickey ... 2005-07
Nick Foreman ... 2009-10-11-12
Robert Carter, Jr. ... 2013-14
Demarco Cox ... 2015
Norman Harris ... 2017
Brandon Alston ... 2018-19
Jordan Usher ... 2020-21

5
Jim Nolan ... 1948-49
Melvin Dold ... 1951
Gene Anderson ... 1952
Bob Murphy ... 1971-73
Karl Brown ... 1989-90
James Gaddy ... 1992-93
Eddie Elisma ... 1994-97
Dion Glover ... 1998-99
Clarence Moore ... 2001-02
Mario West ... 2004-07
Daniel Miller ... 2011-12-13-14
Corey Heyward ... 2015-16
Josh Okogie ... 2017-18
Moses Wright ... 2019-20-21

6
Henry Schoening ... 1949
Mike Austin ... 1951-52

7
Jack Owens ... 1949
Joe Keener ... 1951
John Mansfield ... 1957

8
Joe Keener ... 1949
Pete Silas ... 1951-52

10
James Fritch ... 1949
Teeter Umstead ... 1951-52
Terry Randall ... 1957
Tony Arford ... 1969
Tommy Taylor ... 1970
Terry Farrell ... 1971-72
Mike Bottorff ... 1973-76
Craig Neal ... 1984-88
James Gaddy ... 1991
Drew Barry ... 1993-96
T.J. Vines ... 1998-01
Jim Nyström ... 2003-04
Tyler Davis ... 2005
Gary Cage ... 2006
Lance Storrs ... 2008-09-10-11
Travis Jorgenson ... 2014-15-16
Jose Alvarado ... 2018-19-20-21

11
Mickey Sermersheim ... 1949-51
John Harwell ... 1952
Larry Good ... 1967
Rocky Davis ... 1974-75
Ronnie Keener ... 1976
Toby Nidiffer ... 1977-80
Bill Patterson ... 1981
Bryan Hill ... 1991-93
Yann Barbic ... 1994
Gary Saunders ... 1996-97
Travis Spivey ... 1998
Shaun Fein ... 2000-01
David Ewing ... 2002-03
Will Bynum ... 2004-05
Steven Wolcott ... 2006
Mouhammad Faye ... 2007-08
Sam Shew ... 2009
Brian Oliver ... 2010-11
Aaron Peek ... 2012
Chris Bolden ... 2013-14
Josh Heath ... 2015-16-17
Evan Jester ... 2018-19
Bubba Parham ... 2020
Tristan Maxwell ... 2021

12
Barry Blemker ... 1949
Bud Witt ... 1951
Eric Crake ... 1952
Ken Peters (#5 on road in 1975) ... 1974-75
David Mills ... 1983
Michael Carr ... 1986
Brian Domalik ... 1989
Kenny Anderson ... 1990-91
Ashley Kelly ... 1999
Luke Schenscher ... 2002-05
Paco Diaw ... 2006-07
Bassirou Dieng ... 2009
Kyle Speller ... 2011
D.J. Spain ... 2012
Quinton Stephens ... 2014-15-16-17
Moses Wright ... 2018
Khalid Moore ... 2019-20-21

13
Lum Snyder ... 1952
John Veryzer ... 1968-70
Brian Oliver ... 1987-90
Kevin Morris ... 1997
Darryl LaBarrie ... 1999-00
D'Andre Bell ... 2007-08-10
McPherson Moore ... 2011-12
Robert Sampson ... 2015
Shaheed Medlock ... 2017
Curtis Haywood II ... 2018-19
Coleman Boyd ... 2020-21

14
Tom Pearson ... 1949
James Fritch ... 1951
Vaughan Dyer ... 1952
Russ Jessee ... 1954
Ray Schnitzer (#35 on road in 1975) ... 1975-77
Brook Steppe ... 1980-82
David Boisvert ... 1988
Greg White ... 1990
Jon Barry ... 1991-92
Winston Neal ... 1999-02
Keith Jones ... 2005-06
Ty Anderson ... 2007-09
Derrick Favors ... 2010
Jason Morris ... 2011-12-13-14
David Didenko ... 2020-21

15 • Retired
Barry Blemker ... 1951
Bill Sennett ... 1952
Jess Carroll ... 1954
John Bashart ... 1972
Donnie Keener ... 1976
Tico Brown ... 1977-79
Steve Peck ... 1980
George Thomas ... 1981-83
Darryl Barnes ... 1990-92
Rod Balanis ... 1993-94
MATT HARPRING ... 1995-98

16
Paul Godwin ... 1949
Eric Crake ... 1951
Bud Witt ... 1952

17
Robert Riedel ... 1949
George Morris ... 1952

18
Jimmy Stewart ... 1949
Peden Templeton ... 1952

19
Benny Register ... 1949

20 • Retired
Lenny Cohen ... 1957
Bobby Dews ... 1959-60
John Herbert ... 1962-64
Jim Field ... 1965
Bob Brizendine ... 1966-68
Brian Howard ... 1982
Scott Gardner ... 1983
TOM HAMMONDS ... 1986-89

21 • Retired
ROGER KAISER ... 1959-61

22 • Retired
Jess Carroll ... 1957
Terry Randall ... 1958
Pete Rogers ... 1961
Bill Nigg ... 1962-64
Terry Askins ... 1967-69
Frank Samoylo ... 1970-72
Steve Sonnenberg ... 1973-75
Kerry O'Brien ... 1977-80
Scott Gardner ... 1982
JOHN SALLEY ... 1983-86

23
Ray Blemker ... 1958-59
Bill Edison ... 1962-64
Stan Guth ... 1966-68
Phil Boshart ... 1973-75
Billy Smith ... 1976-79
George Thomas ... 1980
Bud Adams ... 1985
Michael Christian ... 1987-88
David Whitmore ... 1989
Brian Black ... 1990-91
Martice Moore ... 1993-94
C.J. Williams ... 1995
Jon Babul ... 1997-01
Anthony Morrow ... 2005-08
Brandon Reed ... 2012-13
Trae Golden ... 2014
Christian Matthews ... 2017
Jon Brown ... 2018
Asanti Price ... 2020
Jordan Meka ... 2021

24
Bill Cohen ... 1954
Frank Inman ... 1957
John Gehr ... 1960-62
R.D. Craddock ... 1963-65
Phil Wagner ... 1966-68
Bill Mayer ... 1969-70
Tom Hyder ... 1971-73
Jim Wood (#41 on road in 1975) ... 1975-77
John Williams ... 1980
Scott Petway ... 1984
James Munlyn ... 1987-91
Fred Vinson ... 1992-94
Michael Maddox ... 1995-98
Marvin Lewis ... 2001-04
Gary Cage ... 2006, 08-09
Kammeon Holsey ... 2011-12-13-14
Sylvester Ogbonda ... 2017-18-19
Jehloni James ... 2020
Rodney Howard ... 2021

25 • Retired
Ham Stith ... 1957-58
Pat Drennon ... 1960
Phil Randall ... 1962-63
Mick Stenftenagel ... 1964-66
John Partin ... 1967
Jim Thorne ... 1970-71
Mickey Morrison ... 1976
MARK PRICE ... 1983-86

26
Jim Johnson ... 1957

27
Danny MacGregor ... 1957

28
Bobby Kimmel ... 1954-57

29
Gary Phillips ... 1957

30
Dick Lenholt ... 1954
Buddy Davidson ... 1957
Bill Poteet ... 1959-61
Charlie Kennedy ... 1965-67
Howard Thompson ... 1969-71
Jim Gallman ... 1972
Anthony Byrd ... 1982-84
Todd Harlicka ... 1992-95
Kevin Kincaid ... 1997-99
Corey Heyward ... 2014-17

31
Sam Nunn ... 1958
Al Mason ... 1959
Harold Query ... 1960
Frank Landrey ... 1961-62
Dan Russell ... 1965
Rick Tyler ... 1966-68
Bill Vinton ... 1971-72
Willie Reese ... 1985-89
Greg White ... 1991-92
Shawn Jones ... 1993
C.J. Williams ... 1994
Ryan Murphy ... 1996-97
Pablo Machado ... 1998
Alex Luyk ... 2000
Gani Lawal ... 2008-09-10
Aaron Peek ... 2013-14-15

32
George Inman ... 1958
Keith Weekly ... 1961-63
Pete Caldwell ... 1965
Fred Hall ... 1980
Tommy Lee ... 1968
John Hoggle ... 1970-72
Steve Sherbak ... 1973-75
Bill Allgood ... 1977
Dave Kowalski ... 1981
John Martinson ... 1985-88
Malcolm Mackey ... 1990-93
Juan Gaston ... 1996
Kyle Perry ... 1998-00
Ed Nelson ... 2002-03
Jeremis Smith ... 2005-08
Brooks Doyle ... 2013-14-15
Nick Jacobs ... 2016
Kellen McCormick ... 2017
Avi Schafer ... 2018-19

33
Larry Goff ... 1968-69
Clyde Fore ... 1970
Bob Schmidt ... 1972
Harry Allen ... 1973-76
Sammy Drummer ... 1979
Steve Shaw ... 1980-82
Danny Pearson ... 1983
Duane Ferrell ... 1985-88
Ivano Newbill ... 1990-94
Bryan Brennan ... 1996-97
Steve Economos ... 1998
Jason Prentice ... 1999
Halston Lane ... 2001-02
Thaddeus Young ... 2007
Derek Craig ... 2011-12
James White ... 2016

34
Dave Clark ... 1966
Bob Seemer ... 1968-70
George Small ... 1971-72
Randy Foster ... 1975-77
Lenny Horton ... 1979-80
Fred Hall ... 1981
Jack Mansell ... 1983-86
David Whitmore ... 1988
Rod Balanis ... 1990-91
James Forrest ... 1992-95
Jason Floyd ... 1997-00
Robert Brooks ... 2001-04
Brad Sheehan ... 2008-09-10
Abdoulaye Gueye ... 2015-17-18-19
Niko Broadway ... 2020-21

35
John Partin ... 1966
Jack Washington ... 1976
Maurice Bradford ... 1982-83
Yann Barbic ... 1995
Zam Fredrick ... 2005-06
Zachery Peacock ... 2007-08-09-10
Kristian Sjolund ... 2019
Jehloni James ... 2021

40 • Retired
Gary Phillips ... 1958
Charlie Spooner ... 1961-64
John Arnold ... 1965
John White ... 1966
Dave Clark ... 1967-68
RICH YUNKUS ... 1969-71

41
Dave Denton ... 1958-60
Tom Bowling ... 1966-67
Ken Davis ... 1969-71
Dean Reeves ... 1972
Preston Campbell ... 1973
Brian Gemberling ... 1991
Ryan Murphy ... 1995
Paul Trotti ... 1997-00
Alade Aminu ... 2006
Glen Rice, Jr. ... 2010-11-12
Colin Gurry ... 2014

42
Curt Bryant ... 1958
Bucky Sowers ... 1960-62
Pres Judy ... 1964-67
Tommy Wilson ... 1969-71
Andy McCain ... 1973-74
Mike Martin ... 1975-76
Rob Noyes ... 1977-80
Lee Goza ... 1982
Anthony Sherrod ... 1986-89
Rod Balanis ... 1992
Keith Kenney ... 1993
John Kelly ... 1994
Ajani Williams ... 1996
Omar Cassidy ... 1997
Clarence Moore ... 2000, 04
Nate Hicks ... 2011-12
Rand Rowland ... 2015-16-17

43
Tom Chambers ... 1959
Roger Casada ... 1961-62
Pete Thorne ... 1966-68
Bob MacDonald ... 1969
Clyde Fore ... 1971-72
Tom Hunt ... 1974-76
Mickey Morrison ... 1977
Steve Neal ... 1979-80
Greg Wilson ... 1981-84
Bryan Brennan ... 1995
Henley Hayes ... 1997
Ron Warner ... 2014

44
John Hoffman ... 1959-61
Ron Scharf ... 1963-65
Ted Tomasovich ... 1966-69
Steve Post ... 1972-74
Mike Green ... 1975-76
Brook Steppe ... 1979
Stu Lyon ... 1982
Tim Harvey ... 1983-84
Antoine Ford ... 1985-87
Johnny McNeil ... 1989-90
John Kelly ... 1993-96
Jan Medlock ... 1997-98
Michael Isenhour ... 2000-01
Theodis Tarver ... 2003-06
Alade Aminu ... 2007-09
Sam Shew ... 2010
Ben Lammers ... 2015-18

45
Jerry Meyer ... 1958
Newt Holloway ... 1965-67
Waymon Christopher (#4 on road) ... 1975
Reggie Spruill ... 1976
John Mann ... 1977-80
Bruce Dalrymple ... 1984-87
Bucky Hodge ... 1995-96
Bert Cullbreth ... 1998
Solomon Poole ... 2013
Shaheed Medlock ... 2017-19-20-21

50
Frank Inman ... 1958-59
Alan Nass ... 1961-63
Wes Field ... 1965-67
Allan Tison ... 1968-70

51
Jim Johnson ... 1958
Boogie Hill ... 1964-66
Karl Binns ... 1972
Patrick Harpring ... 2001
David Nelson ... 2002-04

52
Wayne Richards ... 1959-61
Jim Caldwell ... 1964-65
Ray Ridenour ... 1966-69
Craig Nelson ... 1971
Jeff Collier ... 1973-76
David Cole ... 1979-82
Maurice Brittian ... 1989
Matt Geiger ... 1991-92
Ashley Kelly ... 1996-98
Jason Collier ... 1999-00

53
Jim Riley ... 1958-60
Jimmy Tumlin ... 1962-64
Bob Davis ... 1973-76
Lenny Horton ... 1977
Steve Neal ... 1981-82

54
Mike Tomasovich ... 1961-63
Jerry Priestley ... 1964-66
Rich Wright ... 1967-70
Bruce Brown ... 1971-72
Preston Campbell ... 1974-75
Lee Goza ... 1981
Yvon Joseph ... 1983-85

55
Josh Powell ... 1960-61
Terry Murray ... 1966
Anthony McHenry ... 2002-05
LeGaren Toomer ... 2006
Malachi Rice ... 2018-19-20-21

Players whose jerseys are retired in all caps and in bold.
Note: Current NCAA basketball rules restrict uniform numbers to 0, 00, 1-5, 10-15, 20-25, 30-35, 40-45 and 50-55.

STARTING LINEUPS SINCE 1943-44

1943-44 (14-4)

F	Bill Johnson	6-1	So.
F	Dick Collier	6-1	Fr.
C	Wes Paxson	6-4	Fr.
G	Frank Broyles	6-2	Fr.
G	Durand Holladay	6-1	Jr.

1944-45 (11-6)

F	Billy Williams	6-2	Sr.	*9.6
F	Dick Collier	6-1	So.	10.0
C	Bobby Davis	6-6	Jr.	6.4
G	Frank Broyles	6-2	So.	8.8
G	Durand Holladay	6-1	Sr.	10.0

1945-46 (10-11)

F	Johnny Doyle	6-5	So.
F	Bobby Davis	6-6	Sr.
C	Jim Nolan	6-8	Fr.
G	Frank Broyles	6-2	Jr.
G	Ramon Echols	5-9	So.

1946-47 (12-11)

F	Wes Paxson	6-4	Sr.	13.3
F	Dick Collier	6-1	Sr.	6.7
C	Jim Nolan	6-8	So.	7.6
G	Frank Broyles	6-2	Sr.	10.4
G	Colin Anderson	6-3	Fr.	7.4

1947-48 (12-16)

F	Joe Keener	6-3	Fr.	7.8
F	Melvin Dold	6-2	Fr.	10.4
C	Jim Nolan	6-8	Jr.	13.9
G	Mickey Sermersheim	5-10	Fr.	6.8
G	Colin Anderson	6-3	So.	10.7

1948-49 (11-13)

F	Joe Keener	6-3	So.
F	Melvin Dold	6-2	So.
C	Jim Nolan	6-8	Sr.
G	Mickey Sermersheim	5-10	So.
G	Colin Anderson	6-3	Jr.

1949-50 (14-13)

F	Joe Keener	6-3	Jr.	9.0
F	Melvin Dold	6-2	Jr.	11.1
C	Bill Cline	6-6	So.	9.0
G	Mickey Sermersheim	5-10	Jr.	9.6
G	Colin Anderson	6-3	Sr.	10.8

1950-51 (8-19)

F	Joe Keener	6-3	Sr.	9.9
F	Pete Silas	6-6	So.	11.7
C	Bill Cline	6-6	Jr.	9.3
G	Mickey Sermersheim	5-10	Sr.	5.8
G	Teeter Umstead	6-0	Jr.	8.9
Top Sub				
G	Melvin Dold	6-2	Sr.	8.4

1951-52 (7-16)

F	Bill Sennett	6-2	So.	2.7
F	Pete Silas	6-6	Jr.	17.1
C	Bill Cline	6-6	Sr.	10.7
G	Eric Crake	5-10	Jr.	7.2
G	Teeter Umstead	6-0	Sr.	14.2

1952-53 (5-17)

F	Gene Anderson	6-2	Sr.	4.1
F	Pete Silas	6-6	Sr.	17.0
C	Bill Cohen	6-6	Fr.	7.3
G	Eric Crake	5-10	Sr.	6.4
G	Johnny Harwell	6-1	Sr.	4.3

1953-54 (2-22)

F	Gene Anderson	6-2	Sr.	2.4
F	Pete Silas	6-6	Sr.	17.0
C	Bill Cohen	6-6	So.	10.2
G	Eric Crake	5-10	Sr.	10.1
G	Johnny Harwell	6-1	Sr.	7.6
Top Sub				
G	Howard Snead	6-0	Jr.	8.9

1954-55 (12-13)

F	Lenny Cohen	6-6	So.	12.7
F	Bill Cohen	6-6	Jr.	9.6
C	Dick Lenholt	6-6	Jr.	10.0
G	Bobby Kimmel	6-3	So.	14.4
G	Joe Helms	5-10	Jr.	14.5

1955-56 (12-11)

F	Lenny Cohen	6-6	Jr.	12.4
F	Bill Cohen	6-6	Sr.	8.6
C	Dick Lenholt	6-6	Sr.	7.7
G	Bobby Kimmel	6-3	Jr.	19.8
G	Joe Helms	5-10	Sr.	17.1

1956-57 (18-8)

F	Gary Phillips	6-1	Jr.	7.5
F	Bobby Kimmel	6-3	Sr.	15.1
C	Lenny Cohen	6-6	Sr.	13.4
G	Bud Blemker	5-10	So.	16.4
G	Terry Randall	5-10	So.	16.1

1957-58 (15-11)

F	Gary Phillips	6-1	Sr.	7.3
F	Dave Denton	6-3	So.	12.0
C	Frank Inman	6-6	So.	8.4
G	Bud Blemker	5-10	Jr.	17.4
G	Terry Randall	5-10	Jr.	16.3
Top Sub				
C-F	Jim Johnson	6-6	Sr.	8.0

1958-59 (17-9)

F	Roger Kaiser	6-1	So.	14.7
F	Dave Denton	6-3	Jr.	9.4
C	Frank Inman	6-7	Jr.	6.1
G	Bud Blemker	5-10	Sr.	14.9
G	Terry Randall	5-10	Sr.	14.0
Top Sub				
C-F	Wayne Richards	6-7	So.	7.5

1959-60 (22-6)

F	Wayne Richards	6-7	Jr.	8.9
F	Dave Denton	6-3	Sr.	15.0
C	Jim Riley	6-8	Sr.	3.9
G	Bobby Dews	5-11	Jr.	8.8
G	Roger Kaiser	6-1	Jr.	22.8

1960-61 (13-13)

F	Wayne Richards	6-7	Sr.	5.5
F	Mike Tomasovich	6-4	So.	3.7
C	Alan Nass	6-6	So.	6.7
G	Frank Landrey	5-8	So.	4.8
G	Roger Kaiser	6-1	Sr.	23.4
Top Subs				
F	Keith Weekly	6-3	So.	8.7
G	John Hoffman	6-0	Sr.	3.9

1961-62 (10-16)

F	Josh Powell	6-6	Sr.	10.2
F	Mike Tomasovich	6-4	Jr.	13.2
C	Alan Nass	6-6	Jr.	9.7
G	Frank Landrey	5-8	Jr.	8.3
G	John Herbert	5-9	So.	7.8
Top Sub				
G	Bill Eidson	6-1	So.	8.4

1962-63 (21-5)

F	Alan Nass	6-6	Sr.	6.9
F	Mike Tomasovich	6-4	Sr.	10.2
C	Jim Caldwell	6-9	So.	13.7
G	R.D. Craddock	5-11	So.	8.2
G	Keith Weekly	6-3	Jr.	8.3
Top Sub				
G	Ron Scharf	6-3	So.	8.3

1963-64 (17-9)

F	Charlie Spooner	6-2	Sr.	8.0
F	Ron Scharf	6-3	Jr.	12.6
C	Jim Caldwell	6-10	Jr.	14.0
G	R.D. Craddock	5-11	Jr.	13.6
G	Bill Eidson	6-1	Sr.	9.5

1964-65 (14-11)

F	Pres Judy	6-3	So.	10.7
F	Ron Scharf	6-3	Sr.	10.5
C	Jim Caldwell	6-10	Sr.	17.4
G	R.D. Craddock	5-11	Sr.	15.2
G	Charles Kenney	6-1	So.	10.5

1965-66 (13-13)

F	Pres Judy	6-3	Jr.	12.3
F	Dave Clark	6-4	So.	8.8
C	Pete Thorne	6-4	So.	12.4
G	Phil Wagner	6-2	So.	14.9
G	Pete Caldwell	6-1	Sr.	5.3
Top Sub				
G	Charles Kenney	6-1	Jr.	7.9

1966-67 (17-9)

F	Pres Judy	6-3	Sr.	16.5
F	Dave Clark	6-4	Jr.	8.9
C	Pete Thorne	6-4	Jr.	9.8
G	Phil Wagner	6-2	Jr.	19.5
G	Ted Tomasovich	6-3	So.	12.5
Top Sub				
G	Stan Guth	5-11	Jr.	8.8

1967-68 (12-13)

F	Ted Tomasovich	6-3	Jr.	10.6
F	Dave Clark	6-4	Sr.	12.9
C	Bob Seemer	6-7	So.	9.3
G	Phil Wagner	6-2	Sr.	19.6
G	Stan Guth	5-11	Sr.	7.7
Top Sub				
C-F	Pete Thorne	6-4	Sr.	10.9

1968-69 (12-13)

F	Ted Tomasovich	6-3	Sr.	15.0
F	Bob Seemer	6-7	Jr.	13.2
C	Rich Yunkus	6-10	So.	24.1
G	Jim Thorne	6-3	So.	6.4
G	John Veryzer	6-2	Jr.	5.1

1969-70 (17-10)

F	Bill Mayer	6-4	Sr.	12.2
F	Bob Seemer	6-7	Sr.	12.6
C	Rich Yunkus	6-10	Jr.	30.1
G	Jim Thorne	6-2	Jr.	10.3
G	John Hoggle	6-0	So.	4.4

1970-71 (23-9)

F	Bob Murphy	6-2	So.	10.8
F	Howard Thompson	6-4	Sr.	3.8
C	Rich Yunkus	6-10	Sr.	25.5
G	Jim Thorne	6-3	Sr.	13.2
G	Frank Samoylo	6-1	Jr.	7.5
Top Sub				
F	Tommy Wilson	6-7	Sr.	8.5

1971-72 (6-20)

F	Bob Murphy	6-2	Jr.	10.3
F	Steve Post	6-6	So.	15.2
C	Karl Binns	6-7	Sr.	8.8
G	John Hoggle	6-1	Sr.	6.8
G	Frank Samoylo	6-1	Sr.	15.4
Top Sub				
F	Tom Hyder	6-5	Jr.	5.0

1972-73 (7-18)

F	Andy McCain	6-8	Jr.	14.9
F	Bob Davis	6-6	Fr.	9.2
C	Steve Post	6-6	Jr.	8.6
G	Bob Murphy	6-2	Sr.	9.6
G	Steve Sherbak	6-2	Jr.	9.6
Top Sub				
F	Steve Sonnenberg	6-5	So.	7.3

1973-74 (5-21)

F	Harry Allen	6-4	So.	9.7
F	Trot Hunt	6-4	Jr.	8.3
C	Jim Wood	6-8	Fr.	11.1
G	Ray Schnitzer	5-11	Fr.	7.2
G	Steve Sherbak	6-2	Sr.	9.5

1974-75 (11-15)

F	Bob Davis	6-6	Jr.	9.3
F	Mike Green	6-5	Jr.	9.8
C	Jim Wood	6-8	So.	15.0
G	Ray Schnitzer	5-11	So.	11.8
G	Mike Bottorff	5-11	Jr.	13.9

1975-76 (13-14)

F	Harry Allen	6-4	Sr.	9.9
F	Mike Green	6-5	Sr.	9.2
C	Jim Wood	6-8	Jr.	14.7
G	Ray Schnitzer	5-11	Jr.	6.1
G	Mike Bottorff	5-11	Sr.	14.3

1976-77 (18-10)

F	Tico Brown	6-5	So.	16.4
F	Randy Foster	6-7	Sr.	7.7
C	Jim Wood	6-8	Sr.	14.1
G	Ray Schnitzer	5-11	Sr.	5.8
G	Billy Smith	6-0	So.	8.0

1977-78 (15-12)

F	Lenny Horton	6-7	So.	10.9
F	Sammy Drummer	6-5	Jr.	21.0
C	Bill Allgood	6-7	Sr.	8.6
G	Tico Brown	6-5	Jr.	16.1
G	Billy Smith	6-1	Jr.	7.4

1978-79 (17-9)

F	Lenny Horton	6-7	Jr.	13.0
F	Sammy Drummer	6-5	Sr.	23.7
C	Rob Noyes	6-8	Jr.	5.2
G	Tico Brown	6-5	Sr.	15.9
G	Billy Smith	6-1	Sr.	6.1
Top Sub				
G	John Mann	6-5	Jr.	2.5

1979-80 (8-18)

F	Lenny Horton	6-7	Sr.	17.2
F	Brook Steppe	6-5	So.	18.9
C	Rob Noyes	6-8	Sr.	3.4
G	John Mann	6-5	Sr.	4.2
G	Kerry O'Brien	6-2	Sr.	6.7

1980-81 (4-23)

F	Fred Hall	6-5	Sr.	12.2
F	Lee Goza	6-9	Jr.	9.8
C	Greg Wilson	6-8	Fr.	5.2
G	Stu Lyon	6-4	Jr.	7.9
G	George Thomas	6-3	So.	10.9

1981-82 (10-16)

F	Maurice Bradford	6-4	Jr.	8.8
F	Brook Steppe	6-5	Sr.	17.8
C	Lee Goza	6-9	Sr.	6.9
G	Brian Howard	5-10	Fr.	7.0
G	George Thomas	6-3	Jr.	5.8
Top Sub				
G	Anthony Byrd	6-2	So.	9.8

1982-83 (13-15)

F	John Salley	6-9	Fr.	11.5
F	Danny Pearson	6-5	Fr.	8.5
C	Tim Harvey	6-10	Fr.	6.1
G	Mark Price	6-0	Fr.	20.3
G	George Thomas	6-3	Sr.	9.5
Top Subs				
G	Anthony Byrd	6-2	Jr.	8.9
F	Maurice Bradford	6-4	Sr.	6.1

1983-84 (18-11)

F	John Salley	6-11	So.	11.8
F	Scott Petway	6-6	Jr.	4.1
C	Yvon Joseph	6-11	Jr.	11.9
G	Mark Price	6-0	So.	15.6
G	Bruce Dalrymple	6-4	Fr.	13.6

1984-85 (27-8)

F	John Salley	7-0	Jr.	14.0
F	Duane Ferrell	6-7	Fr.	9.1
C	Yvon Joseph	6-11	Sr.	11.6
G	Mark Price	6-0	Jr.	16.7
G	Bruce Dalrymple	6-4	So.	12.9

1985-86 (27-7)

F	Tom Hammonds	6-9	Fr.	12.2
F	Duane Ferrell	6-7	So.	12.1
C	John Salley	7-0	Sr.	13.1
G	Mark Price	6-1	Sr.	17.4
G	Bruce Dalrymple	6-4	Jr.	10.8

1986-87 (16-13)

F	Tom Hammonds	6-9	So.	16.2
F	Duane Ferrell	6-7	Jr.	17.9
C	Antoine Ford	7-0	Jr.	5.1
G	Bruce Dalrymple	6-4	Sr.	13.4
G	Brian Oliver	6-4	Fr.	5.1
Top Sub				
G	Craig Neal	6-5	Jr.	7.1

1987-88 (22-10)

F	Dennis Scott	6-8	Fr.	15.5
F	Duane Ferrell	6-7	Sr.	18.6
C	Tom Hammonds	6-9	Jr.	18.9
G	Craig Neal	6-5	Sr.	7.7
G	Brian Oliver	6-4	So.	12.6
Top Sub				
F	Anthony Sherrod	6-7	Jr.	7.7

1988-89 (20-12)

F	Johnny McNeil	6-9	Jr.	5.8
F	Tom Hammonds	6-9	Sr.	20.3
C	Maurice Brittian	6-9	Jr.	4.5
G	Dennis Scott	6-8	So.	20.1
G	Brian Oliver	6-4	Jr.	16.1
Top Subs				
F	Anthony Sherrod	6-7	Sr.	5.0
G	Karl Brown	6-2	Jr.	3.2

1989-90 (28-7)

F	Dennis Scott	6-8	Jr.	27.7
F	Malcolm Mackey	6-10	Fr.	7.2
C	Johnny McNeil	6-9	Sr.	5.8
G	Brian Oliver	6-4	Sr.	21.3
G	Kenny Anderson	6-2	Fr.	20.6
Top Sub				
G	Karl Brown	6-2	Sr.	3.8

1990-91 (17-13)

F	Bryan Hill	6-4	So.	6.5
F	Malcolm Mackey	6-11	So.	15.3
C	Matt Geiger	7-0	Jr.	11.4
G	Jon Barry	6-5	Jr.	15.9
G	Kenny Anderson	6-2	So.	25.9
Top Sub				
F	Ivano Newbill	6-9	Fr.	4.5

1991-92 (23-12)

F	James Forrest	6-8	Fr.	13.3
F	Malcolm Mackey	6-11	Jr.	15.8
C	Matt Geiger	7-1	Sr.	11.8
G	Jon Barry	6-5	Sr.	17.2
G	Travis Best	5-11	Fr.	12.3
Top Subs				
G/F	Bryan Hill	6-4	Jr.	4.0
F/C	Ivano Newbill	6-10	So.	2.7

1992-93 (19-11)

F	James Forrest	6-8	So.	19.5
F	Martice Moore	6-7	Fr.	10.5
C	Malcolm Mackey	6-11	Sr.	15.6
G	Drew Barry	6-4	Fr.	7.3
G	Travis Best	5-11	So.	16.3
Top Subs				
G/F	Bryan Hill	6-4	Sr.	4.8
C	Ivano Newbill	6-10	Jr.	2.8

1993-94 (16-13)

F	James Forrest	6-8	Jr.	19.0
F	Martice Moore or	6-8	So.	9.9
G	Fred Vinson	6-4	Sr.	11.9
C	Ivano Newbill	6-10	Sr.	5.7
G	Travis Best	5-11	Jr.	18.3
G	Drew Barry	6-5	So.	8.1
Top Sub				
F/C	Eddie Elisma	6-9	Fr.	5.1

1994-95 (18-12)

F	James Forrest	6-8	Sr.	19.0
F	Matt Harpring	6-7	Fr.	12.1
C	Eddie Elisma	6-9	So.	5.8
G	Travis Best	5-11	Sr.	20.2
G	Drew Barry	6-5	Jr.	13.4
Top Sub				
F	Michael Maddox	6-8	Fr.	9.1

1995-96 (24-12)

F	Michael Maddox	6-8	So.	9.2
F	Matt Harpring	6-7	So.	18.6
C	Eddie Elisma	6-9	Jr.	8.8
G	Stephon Marbury	6-2	Fr.	18.9
G	Drew Barry	6-5	Sr.	13.3
Top Sub				
G	Gary Saunders	6-5	Fr.	6.6

1996-97 (9-18)

F	Michael Maddox	6-9	Jr.	9.7
F	Matt Harpring	6-7	Jr.	19.0
C	Eddie Elisma	6-9	Sr.	9.7
G	Gary Saunders	6-5	So.	11.6
G	Kevin Morris	5-11	Fr.	5.9
Top Subs				
G/F	Jon Babul	6-7	Fr.	2.2
G	Jason Floyd	6-6	Fr.	3.9
C	Pablo Machado	6-10	Fr.	1.9

1997-98 (19-14)

F	Michael Maddox	6-9	Sr.	13.2
F	Matt Harpring	6-7	Sr.	21.6
C	Alvin Jones	6-11	Fr.	6.8
G	Dion Glover	6-5	Fr.	18.4
G	Travis Spivey	6-3	Fr.	5.7
Top Subs				
G	T.J. Vines	5-10	Fr.	2.6
G	Jason Floyd	6-6	So.	6.4

1998-99 (15-16)

F	Jason Collier	7-0	Jr.	17.2
F	Jon Babul	6-7	So.	5.3
C	Alvin Jones	6-11	So.	12.7
G	Jason Floyd	6-6	Jr.	13.5
G	Tony Akins	5-11	Fr.	11.3
Top Subs				
G	T.J. Vines	5-10	So.	6.6
G	Darryl LaBarrie	6-3	So.	3.5

STARTING LINEUPS SINCE 1943-44

1999-2000 (13-17)

F	Jason Collier	7-0	Sr.	17.0
F	Jason Floyd	6-6	Sr.	9.4
C	Alvin Jones	6-11	Jr.	9.7
G	Tony Akins	5-11	So.	11.5
G	Shaun Fein	6-3	Jr.	10.6
Top Subs				
G	T.J. Vines	5-10	Jr.	4.4
F	Clarence Moore	6-4	Fr.	4.8
F	Jon Babul	6-7	Jr.	3.6

2000-01 (17-13)

F	Jon Babul	6-7	Sr.	5.6
F	Marvin Lewis	6-3	Fr.	8.7
C	Alvin Jones	6-11	Sr.	13.4
G	Tony Akins	5-11	Jr.	14.5
G	Shaun Fein	6-3	Sr.	13.3
Top Subs				
G	Darryl LaBarrie	6-3	Sr.	5.6
G	T.J. Vines	5-10	Sr.	3.9
F	Halston Lane	6-4	Fr.	6.8

2001-02 (15-16)

F	Clarence Moore	6-5	So.	9.4
C	Ed Nelson	6-7	Fr.	8.5
G	Tony Akins	5-11	Sr.	17.0
G	Marvin Lewis	6-4	So.	10.9
G	B.J. Elder	6-3	Fr.	9.9
Top Subs				
F	Isma'il Muhammad	6-5	Fr.	7.1
F	Halston Lane	6-5	So.	6.1
C	Luke Schenscher	7-0	Fr.	4.8

2002-03 (16-15)

F	Chris Bosh	6-10	Fr.	15.6
C	Luke Schenscher or	7-1	So.	3.7
	Ed Nelson	6-8	So.	8.1
G	B.J. Elder	6-4	So.	15.0
G	Jarrett Jack	6-3	Fr.	9.5
G	Marvin Lewis	6-4	Jr.	12.2
Top Subs				
F	Isma'il Muhammad	6-6	So.	5.9
F	Theodis Tarver	6-9	Fr.	2.8

2003-04 (28-10)

F	Anthony McHenry	6-7	Jr.	3.4
C	Luke Schenscher	7-1	Jr.	9.2
G	Jarrett Jack	6-3	So.	12.5
G	Marvin Lewis	6-4	Sr.	11.0
G	B.J. Elder	6-4	Jr.	14.9
Top Subs				
G	Will Bynum	6-0	Jr.	9.6
F	Clarence Moore	6-5	Sr.	5.9
F	Isma'il Muhammad	6-6	Jr.	9.3

2004-05 (20-12)

F	Anthony McHenry	6-7	Sr.	3.8
C	Luke Schenscher	7-1	Sr.	10.1
G	B.J. Elder	6-4	Sr.	12.6
G	Jarrett Jack	6-3	Jr.	15.5
G	Will Bynum or	6-0	Sr.	12.5
F	Isma'il Muhammad	6-6	Jr.	8.4
Top Subs				
G	Anthony Morrow	6-5	Fr.	5.7
C	Ra'Sean Dickey	6-9	Fr.	5.1

2005-06 (11-17)

F	Jeremis Smith	6-6	So.	11.0
C	Ra'Sean Dickey	6-9	So.	10.1
G	Anthony Morrow	6-5	So.	16.0
G	Mario West	6-4	Jr.	5.2
G	Zam Fredrick	6-0	So.	10.6
Top Subs				
C	Theodis Tarver	6-9	Sr.	3.1
G	Lewis Clinch	6-3	Fr.	8.9
G	D'Andre Bell	6-5	Fr.	3.9

2006-07 (20-12)

F	Jeremis Smith	6-8	Jr.	8.3
F	Thaddeus Young	6-8	Fr.	14.4
C	Ra'Sean Dickey	6-10	Jr.	8.1
G	Anthony Morrow	6-5	Jr.	9.9
G	Javaris Crittenton	6-5	Fr.	14.4
Top Subs				
G	Mario West	6-5	Sr.	4.7
F/C	Zachery Peacock	6-8	Fr.	5.5
F/C	Alade Aminu	6-10	So.	5.4

2007-08 (15-17)

F	Jeremis Smith	6-8	Sr.	10.5
F	Gani Lawal	6-9	Fr.	7.2
G	D'Andre Bell	6-5	Jr.	6.6
G	Anthony Morrow	6-5	Sr.	14.3
G	Maurice Miller	6-1	Fr.	8.1
Top Subs				
G	Lewis Clinch	6-3	Jr.	9.0
G	Matt Causey	6-0	Sr.	7.2
F	Alade Aminu	6-10	Jr.	6.0

2008-09 (12-19)

F	Zachery Peacock	6-8	Jr.	9.2
F	Gani Lawal	6-9	So.	15.1
G	Lewis Clinch	6-3	Sr.	15.5
G	Iman Shumpert	6-5	Fr.	10.6
G	Maurice Miller	6-1	So.	8.1
Top Subs				
F	Alade Aminu	6-10	Sr.	11.8
G	Lance Storrs	6-5	So.	4.1

2009-10 (23-13)

F	Derrick Favors	6-10	Fr.	12.4
F	Gani Lawal	6-9	Jr.	13.1
G	D'Andre Bell	6-6	Sr.	6.1
G	Iman Shumpert	6-5	So.	10.0
G	Glen Rice, Jr.	6-5	Fr.	5.4
Top Subs				
F	Zachery Peacock	6-8	Jr.	9.2
G	Maurice Miller	6-1	Jr.	3.9
G	Brian Oliver	6-6	Fr.	7.1

2010-11 (13-18)

F/G	Brian Oliver	6-6	So.	10.5
F/G	Glen Rice, Jr.	6-5	So.	12.8
C	Daniel Miller	6-11	Fr.	4.4
G	Iman Shumpert	6-5	Jr.	17.3
G	Maurice Miller	6-2	Sr.	6.0
Top Subs				
F	Kammeon Holsey	6-8	Fr.	3.4
F	Jason Morris	6-5	Fr.	6.0
F	Lance Storrs	6-5	Sr.	2.6
G	Mfon Udofia	6-2	So.	6.7

2011-12 (11-20)

F/G	Jason Morris	6-5	So.	7.8
F	Kammeon Holsey	6-8	So.	9.4
C	Daniel Miller	6-11	So.	8.1
G	Mfon Udofia	6-2	Jr.	9.9
G	Brandon Reed	6-3	So.	7.5
Top Subs				
F	Julian Royal	6-7	Fr.	4.4
G	Pierre Jordan	6-0	Gr.	1.5
G/F	Nick Foreman	6-4	Sr.	1.5
G/F	Glen Rice, Jr.	6-5	Jr.	13.0

2012-13 (16-15)

F/G	Marcus Georges-Hunt	6-5	Fr.	10.8
F	Robert Carter, Jr.	6-8	Fr.	9.9
C	Daniel Miller	6-11	Jr.	8.4
G	Mfon Udofia	6-2	Sr.	8.3
G	Chris Bolden	6-3	Fr.	7.3
Top Subs				
F	Kammeon Holsey	6-8	Jr.	8.8
G	Brandon Reed	6-3	Jr.	5.2
F	Jason Morris	6-5	Jr.	3.7

2013-14 (16-17)

F/G	Marcus Georges-Hunt	6-5	So.	10.8
F	Robert Carter, Jr.	6-8	So.	9.9
C	Daniel Miller	6-11	Sr.	8.4
G	Trae Golden	6-2	Sr.	13.3
G	Corey Heyward	6-1	Fr.	1.0
Top Subs				
F	Kammeon Holsey	6-8	Sr.	7.5
G	Chris Bolden	6-3	So.	5.4
F	Quinton Stephens	6-8	Fr.	3.6

2014-15 (12-19)

F/G	Marcus Georges-Hunt	6-5	Jr.	13.6
F	Robert Sampson	6-8	Sr.	5.5
C	Demarco Cox	6-8	Sr.	8.8
G	Tadric Jackson	6-2	Fr.	5.4
G	Travis Jorgenson	6-0	r-Fr.	3.7
Top Subs				
F	Charles Mitchell	6-8	Jr.	9.8
F	Quinton Stephens	6-9	So.	6.0
G	Chris Bolden	6-3	Jr.	6.9
G	Josh Heath	6-2	So.	4.3

2015-16 (21-15)

F	Charles Mitchell	6-8	Sr.	10.1
F	Nick Jacobs	6-8	Sr.	10.5
F	Quinton Stephens	6-9	Jr.	5.0
G	Marcus Georges-Hunt	6-5	Sr.	16.7
G	Adam Smith	6-2	Sr.	15.0
Top Subs				
G	Josh Heath	6-2	Jr.	2.7
G	Tadric Jackson	6-2	So.	4.7
F	James White	6-8	Sr.	3.5
G	Travis Jorgenson	6-0	r-Fr.	3.7

2016-17 (!0-15)

F	Quinton Stephens	6-9	Sr.	10.4
C	Ben Lammers	6-10	Jr.	14.2
G	Josh Okogie	6-4	Fr.	16.1
G	Corey Heyward	6-1	Sr.	1.0
G	Josh Heath	6-2	Sr.	5.3
Top Subs				
G	Tadric Jackson	6-2	Jr.	12.1
G	Justin Moore	6-4	Fr.	4.4

!21 wins vactaed by the NCAA Committee on Infractiions

2017-18 (!12-19)

F	Evan Cole	6-9	Fr.	3.2
F	Moses Wright	6-9	Fr.	3.6
C	Ben Lammers	6-10	Sr.	11.7
G	Josh Okogie	6-4	So.	18.2
G	Jose Alvarado	6-0	Fr.	12.1
Top Subs				
G	Brandon Alston	6-4	Jr.	5.4
F	Abdoulaye Gueye	6-9	Jr.	5.9
G	Curtis Haywood II	6-5	Fr.	5.3
G	Tadric Jackson	6-2	Sr.	12.7

!1 win vactaed by the NCAA Committee on Infractiions

2018-19 (14-18)

F	Khalid Moore	6-6	Fr.	4.2
F	Moses Wright	6-9	So.	6.7
C	James Banks III	6-9	Jr.	10.5
G	Michael Devoe	6-4	Fr.	9.7
G	Jose Alvarado	6-0	So.	12.5
Top Subs				
F	Abdoulaye Gueye	6-9	Sr.	6.6
G	Curtis Haywood II	6-5	So.	5.6
G	Brandon Alston	6-4	Sr.	7.0

2019-20 (17-14)

F	Jordan Usher	6-7	Jr.	8.2
F	Moses Wright	6-9	Jr.	13.0
C	James Banks III	6-10	Sr.	9.5
G	Michael Devoe	6-5	So..	16.0
G	Jose Alvarado	6-0	Jr.	14.4
Top Subs				
G	Bubba Parham	5-10	Jr.	5.2
F	Evan Cole	6-10	Jr.	4.4
F	Khalid Moore	6-7	So.	3.3

2020-21 (17-9)

F	Jordan Usher	6-7	Sr.	11.6
F	Khalid Moore	6-7	Jr.	4.8
C	Moses Wright	6-9	Sr.	17.4
G	Michael Devoe	6-5	Jr.	15.0
G	Jose Alvarado	6-0	Sr.	15.2
Top Subs				
G	Bubba Parham	5-10	Sr.	6.7
G	Kyle Sturdivant	6-2	So.	3.5
C	Rodney Howard	6-10	So.	1.6

HEAD COACHING HISTORY

Coach	Tenure	Yrs	W-L	Pct
John Chapman	1905-06	1	2-1	.667
John Heisman	1908-09, 1912-14	3	9-14	.391
William Alexander	1919-20, 1922-24	4	36-38	.486
Joe Bean	1920-21	1	4-10	.286
Harold Hansen	1924-26	2	10-23	.303
Roy Mundorff	1926-43	17	172-134	.562
Dwight Keith	1943-46	3	35-21	.625
Roy McArthur	1946-51	5	57-72	.442
John "Whack" Hyder	1951-73	22	292-271	.519
Dwane Morrison	1973-81	8	91-122	.427
Bobby Cremins	1981-2000	19	354-237	.599
Paul Hewitt	2000-11	11	190-162	.540
Brian Gregory	2011-16	5	76-86	.469
Josh Pastner	2016-present	5	! 82-76	.519

! On-court record (22 wins, 1 loss vacated by NCAA Committee on Infractions)

ASSISTANT COACHES BY SEASON

1948-49	John Hyder
1950-51	John Hyder
1955-56	Bryon Gilbreath
1956-57	Bryon Gilbreath, Sonny Stevens
1957-58	Bryon Gilbreath, Sonny Stevens
1958-59	Bryon Gilbreath, Sonny Stevens
1959-60	Bryon Gilbreath, Sonny Stevens
1960-61	Bryon Gilbreath
1961-62	Bryon Gilbreath
1962-63	Bryon Gilbreath
1963-64	Bryon Gilbreath
1964-65	Bryon Gilbreath, Dwane Morrison
1965-66	Bryon Gilbreath, Dwane Morrison
1966-67	Bryon Gilbreath, Dwane Morrison, Eddie Jackel
1967-68	Bryon Gilbreath, Dwane Morrison, Eddie Jackel
1968-69	Bryon Gilbreath, Dwane Morrison, Eddie Jackel
1969-70	Bryon Gilbreath, Dwane Morrison, Eddie Jackel
1970-71	Bryon Gilbreath, Donald Clifton, Eddie Jackel
1971-72	Bryon Gilbreath, Donald Clifton
1972-73	Bryon Gilbreath, Donald Clifton
1973-74	Bryon Gilbreath, Jay Nidiffer
1974-75	Bryon Gilbreath, Jay Nidiffer
1975-76	Bryon Gilbreath, Jay Nidiffer
1976-77	Jay Nidiffer, Roger Banks
1977-78	Jay Nidiffer, Benny Dees
1978-79	Jay Nidiffer, Benny Dees
1979-80	Jay Nidiffer, Benny Dees
1980-81	Jay Nidiffer
1981-82	George Felton, Ben Jobe, Jimmy Hebron, Ken Davis (GA)
1982-83	George Felton, Perry Clark, Jimmy Hebron, Ken Davis (GA)
1983-84	George Felton, Perry Clark, Jimmy Hebron, Bill Burrows (GA)
1984-85	George Felton, Perry Clark, Jimmy Hebron, Rich Brown (GA)
1985-86	George Felton, Perry Clark, Jimmy Hebron, Ron Everhart (GA)
1986-87	Perry Clark, Kevin Cantwell, Jimmy Hebron
1987-88	Perry Clark, Kevin Cantwell, Jimmy Hebron
1988-89	Kevin Cantwell, Sherman Dillard, Jimmy Hebron, Bruce Dalrymple (V)
1989-90	Kevin Cantwell, Sherman Dillard, Jimmy Hebron, Bruce Dalrymple (V)
1990-91	Kevin Cantwell, Sherman Dillard, Jimmy Hebron, Bruce Dalrymple (V)
1991-92	Kevin Cantwell, Sherman Dillard, Jimmy Hebron, George Felton (GA)
1992-93	Kevin Cantwell, Sherman Dillard, Jimmy Hebron
1993-94	Kevin Cantwell, Sherman Dillard, Jimmy Hebron
1994-95	Kevin Cantwell, Dereck Whittenburg, Jimmy Hebron
1995-96	Kevin Cantwell, Dereck Whittenburg, Gary Leiner
1996-97	Kevin Cantwell, Dereck Whittenburg, Gary Leiner
1997-98	Kevin Cantwell, Dereck Whittenburg, Gary Leiner
1998-99	Kevin Cantwell, Dereck Whittenburg, Gary Leiner
1999-00	Kevin Cantwell, Willie Reese, Mark Price
2000-01	Dean Keener, Willie Reese, Cliff Warren
2001-02	Dean Keener, Willie Reese, Cliff Warren
2002-03	Dean Keener, Willie Reese, Cliff Warren
2003-04	Dean Keener, Willie Reese, Cliff Warren
2004-05	Willie Reese, Cliff Warren, Peter Zaharis
2005-06	John O'Connor, Charlton Young, Peter Zaharis
2006-07	John O'Connor, Charlton Young, Peter Zaharis
2007-08	John O'Connor, Charlton Young, Peter Zaharis
2008-09	John O'Connor, Charlton Young, Peter Zaharis
2009-10	Darryl LaBarrie, John O'Connor, Peter Zaharis
2010-11	Darryl LaBarrie, Robert McCullum, Peter Zaharis
2011-12	Chad Dollar, Josh Postorino, Billy Schmidt
2012-13	Chad Dollar, Josh Postorino, Billy Schmidt
2013-14	Chad Dollar, Josh Postorino, Billy Schmidt
2014-15	Chad Dollar (assoc. head coach), Tom Herrion, Mamadou N'Diaye
2015-16	Chad Dollar (assoc. head coach), Tom Herrion, Mamadou N'Diaye
2016-17	Tavaras Hardy, Darryl LaBarrie, Eric Reveno
2017-18	Tavaras Hardy, Eric Reveno, Julian Swartz (interim)
2018-19	Eric Reveno, Julian Swartz, Anthony Wilkins
2019-20	Eric Reveno, Julian Swartz, Anthony Wilkins
2020-21	Eric Reveno, Julian Swartz, Anthony Wilkins

YEAR-BY-YEAR AT-A-GLANCE

Year	Coach	Captain(s)	W-L	Conf.
1906	Chapman	Wert	2-1	
1909	John Heisman	Val Dawson	1-6	
1910-12	No teams			
1913	John Heisman	J.T.L. Brown	2-6	
1914	John Heisman	Forbes Bradley	6-2	
1915-19	No teams			
1920	William Alexander	G.R. Frazer	7-10	
1921	Joe Bean	A.H. Staton	4-10	
Early era			*22-35*	
	Tech enters Southern Conference			
1922	William Alexander	J.D. Brewster	11-6	
1923	William Alexander	E.L. Jenks	9-9	
1924	William Alexander	R.W. Roane	9-13	
1925	Harold Hansen	Fred Moore	4-12	
1926	Harold Hansen	George Wilder	6-11	
1927	Roy Mundorff	Dynamite Wilder	17-10	
1928	Roy Mundorff	Nick George	10-7	
1929	Roy Mundorff	Hank Heeke	15-6	
1930	Roy Mundorff	Sid Goldin	10-13	
1931	Roy Mundorff	H.F. Wages	11-13	
1932	Roy Mundorff	Unknown	7-6	
Southern Conference era			*109-106*	
	Tech enters Southeastern Conference			
1933	Roy Mundorff	Unknown	9-6	7-6
1934	Roy Mundorff	Unknown	6-12	4-9
1935	Roy Mundorff	Billy Glenn	6-8	5-5
1936	Roy Mundorff	Unknown	10-8	8-6
1937	Roy Mundorff	Whack Hyder	13-2	10-0
1938*	Roy Mundorff	Bo Johnston	18-2	12-2
1939	Roy Mundorff	Lester Anderson	6-9	4-8
1940	Roy Mundorff	Walter Haymans	7-8	6-7
1941	Roy Mundorff	Carlton Lewis	8-11	4-9
1942	Roy Mundorff	Carlton Lewis	8-8	4-8
1943	Roy Mundorff	Jake Lance	11-5	7-5
1944	Dwight Keith	Wes Paxson	14-4	3-1
1945	Dwight Keith	Frank Broyles	11-6	9-5
1946	Dwight Keith	Bob Davis	10-11	6-7
1947	Roy McArthur	Herb Bergman	12-11	6-6
1948	Roy McArthur	Unknown	12-16	9-11
1949	Roy McArthur	Jim Nolan	11-13	7-10
1950	Roy McArthur	Unknown	14-13	7-9
1951	Roy McArthur	Mickey Sermersheim	8-19	7-12
1952	Whack Hyder	Teeter Umstead	7-15	5-13
1953	Whack Hyder	Pete Silas	5-17	4-9
1954	Whack Hyder	John Harwell	2-22	0-14
1955	Whack Hyder	Bobby Kimmel	12-13	7-7
1956	Whack Hyder	Bobby Kimmel	12-11	6-8
1957	Whack Hyder	Bobby Kimmel	18-8	9-5
1958	Whack Hyder	Terry Randall, Jim Johnson, Gary Phillips	15-11	7-7
1959	Whack Hyder	Terry Randall	17-9	9-5
1960#	Whack Hyder	Roger Kaiser	22-6	11-3
1961	Whack Hyder	Roger Kaiser	13-13	6-8
1962	Whack Hyder	Josh Powell	10-16	4-10
1963	Whack Hyder	Alan Nass	21-5	10-4
1964	Whack Hyder	R.D. Craddock	17-9	9-5
Southeastern Conference era			*365-327*	*212-224*
	Tech leaves Southeastern Conference			
1965	Whack Hyder	R.D. Craddock	14-11	
1966	Whack Hyder	Pres Judy	13-13	
1967	Whack Hyder	Pres Judy	17-9	
1968	Whack Hyder	Phil Wagner	12-13	
1969	Whack Hyder	Ted Tomasovich	12-13	
1970%	Whack Hyder	Rich Yunkus	17-10	
1971%	Whack Hyder	Jim Thorne	23-9	
1972	Whack Hyder	Frank Samoylo	6-20	
1973	Whack Hyder	Peanut Murphy	7-18	
1974	Dwane Morrison	Steve Sonnenberg	5-21	
1975	Dwane Morrison	Steve Sonnenberg, Preston Campbell	11-15	
Independent era			*137-152*	
	Tech enters Metro Conference			
1976	Dwane Morrison	Harry Allen, Mike Bottorff	13-14	0-1
1977	Dwane Morrison	Ray Schnitzer	18-10	3-3
1978	Dwane Morrison	Bill Allgood	15-12	6-6
Metro Conference era			*46-36*	*9-10*

All-Time Record	!1,410-1,267 (.522)
Winning/Losing/.500 seasons	55/47/4
All-Time SEC Record	212-224 (32 seasons)
SEC Championships	1 (1938)
All-Time Metro Record	9-10 (3 seasons)
All-Time ACC Record (Regular season)	!276-391 (42 seasons)
ACC Regular-Season Championships	2 (1985-T, 1996)
ACC Tournament Championships	4 (1985, 1990, 1993, 2021)
NCAA	17 (1960, 1985, 1986, 1987, 1988, 1989, 1990, 1991, 1992, 1993, 1996, 2001, 2004, 2005, 2007, 2010, 2021)
NIT	!9 (1970, 1971, 1984, 1994, 1998, 1999, 2003, 2016, !2017)

	Tech leaves Metro Conference			
Year	Coach	Captain(s)	W-L	Conf.
1979	Dwane Morrison	Tico Brown, Sammy Drummer, Billy Smith	17-9	
	Tech enters Atlantic Coast Conference			
1980	Dwane Morrison	Lenny Horton	8-18	1-13/8th
1981	Dwane Morrison	None	4-23	0-14/8th
1982	Bobby Cremins	Brook Steppe, Stu Lyon	10-16	3-11/8th
1983	Bobby Cremins	George Thomas, Maurice Bradford	13-15	4-10/6th
1984%	Bobby Cremins	Mark Price, John Salley	18-11	6-8/T5th
1985+#	Bobby Cremins	Mark Price, John Salley	27-8	9-5/T1st
1986#	Bobby Cremins	Mark Price, John Salley	27-7	11-3/2nd
1987#	Bobby Cremins	Bruce Dalrymple	16-13	7-7/5th
1988#	Bobby Cremins	Duane Ferrell	22-10	8-6/4th
1989#	Bobby Cremins	Tom Hammonds	20-12	8-6/5th
1990+##	Bobby Cremins	Brian Oliver	28-7	8-6/T3rd
1991#	Bobby Cremins	Brian Domalik, James Munlyn	17-13	6-8/T5th
1992#	Bobby Cremins	Jon Barry, Greg White	23-12	8-8/T4th
1993+#	Bobby Cremins	Ivano Newbill, Malcolm Mackey	19-11	8-8/6th
1994%	Bobby Cremins	Ivano Newbill	16-13	7-9/6th
1995	Bobby Cremins	Travis Best, James Forrest	18-12	8-8/5th
1996+#	Bobby Cremins	Drew Barry, John Kelly	24-12	13-3/1st
1997	Bobby Cremins	Eddie Elisma	9-18	3-13/9th
1998%	Bobby Cremins	Matt Harpring, Michael Maddox	19-14	6-10/6th
1999%	Bobby Cremins	Jon Babul, Jason Floyd	15-16	6-10/T5th
2000	Bobby Cremins	Jason Collier, Jason Floyd, Paul Trotti	13-17	5-11/8th
2001#	Paul Hewitt	Jon Babul, Shaun Fein, Alvin Jones	17-13	8-8/5th
2002	Paul Hewitt	Tony Akins, Michael Isenhour, Winston Neal	15-16	7-9/T5th
2003%	Paul Hewitt	Marvin Lewis	16-15	7-9/5th
2004##	Paul Hewitt	Marvin Lewis	28-10	9-7/T3rd
2005#	Paul Hewitt	Anthony McHenry, Isma'il Muhammad	20-12	8-8/T4th
2006	Paul Hewitt	Theodis Tarver, Mario West	11-17	4-12/11th
2007#	Paul Hewitt	Mario West, Jeremis Smith	20-12	8-8/T6th
2008	Paul Hewitt	Jeremis Smith	15-17	7-9/T7th
2009	Paul Hewitt	D'Andre Bell, Zachery Peacock	12-19	2-14/12th
2010#	Paul Hewitt	D'Andre Bell, Zachery Peacock	23-13	7-9/7th
2011	Paul Hewitt	Moe Miller, Iman Shumpert, Lance Storrs	13-18	5-11/T10th
2012	Brian Gregory	Daniel Miller, Mfon Udofia	11-20	4-12/T11th
2013	Brian Gregory	Daniel Miller, Mfon Udofia	16-15	6-12/T9th
2014	Brian Gregory	Trae Golden, Kammeon Holsey, Daniel Miller	16-17	6-12/T11th
2015	Brian Gregory	Demarco Cox, Marcus Georges-Hunt	12-19	3-15/13th
2016%	Brian Gregory	Marcus Georges-Hunt, Charles Mitchell Quinton Stephens	21-15	8-10/11th
2017%	Josh Pastner	Corey Heyward, Ben Lammers Quinton Stephens	!0-15	!0-10/11th
2018	Josh Pastner	Ben Lammers, Josh Okogie	!12-19	6-12/13th
2019	Josh Pastner	Jose Alvarado, Sylvester Ogbonda	14-18	6-12/10th
2020	Josh Pastner	Jose Alvarado, Moses Wright	17-14	11-9/5th
2021+#	Josh Pastner	Jose Alvarado, Michael Devoe, Jordan Usher, Moses Wright	17-9	11-6/4th
Atlantic Coast Conference era			*!692-601*	*!268-391*

**SEC Champions; +ACC Champions*

#NCAA (##Final Four); %NIT

!21 wins, one loss and Tech's NIT appearance in 2017, as well as one win in the 2017-18 season were vacated by the NCAA Committee on Infractions

HISTORY

WINS OVER NO. 1

Georgia Tech vs. No. 1 (8-35)

Date	Opponent	Opp	GT	Result
2-19-49	Kentucky	1-na	nr	aL, 32-78
2-9-51	Kentucky	1-1	nr	aL, 42-75
3-2-51	Kentucky (SEC)	1-1	nr	nL, 56-82
2-9-52	Kentucky	1-1	nr	aL, 42-93
2-28-52	Kentucky (SEC)	1-1	nr	nL, 59-80
1-9-54	Kentucky	1-1	nr	aL, 53-105
2-2-54	Kentucky	1-1	nr	aL, 48-99
1-8-55	Kentucky	1-1	nr	aW, 59-58
1-31-55	Kentucky	1-1	nr	hW, 65-59
1-3-59	Kentucky	1-1	nr	aL, 62-72
1-26-59	Kentucky	1-1	nr	hL, 70-94
1-4-64	Kentucky	1-1	nr	hW, 67-76
12-29-66	UCLA	1-1	nr	aL, 72-91
1-7-80	Duke	1-1	nr	aL, 42-55
2-16-81	Virginia	1-1	nr	aL, 42-83
1-23-82	North Carolina	1-1	nr	hL, 54-66
2-15-82	Virginia	1-1	nr	hL, 52-56
3-4-82	North Carolina (ACC)	1-1	nr	nL, 39-55
1-28-84	North Carolina	1-1	nr	aL, 61-73
2-29-84	North Carolina	1-1	nr	hL, 56-69
3-23-85	Georgetown (NCAA)	1-1	6-6	nL, 54-60
1-25-86	North Carolina	1-1	4-3	aL, 77-85
2-4-86	North Carolina (ot)	1-1	2-2	hL, 77-78
3-9-86	Duke (ACC)	1-1	6-6	nL, 67-68
1-24-87	North Carolina	2-1	nr	aL, 55-92
1-11-92	Duke	1-1	14-15	aL, 84-97
2-12-92	Duke	1-1	nr-24	hL, 62-71
3-14-92	Duke (ACC)	1-1	nr	nL, 76-89
1-10-93	Duke	1-1	10-11	hW, 80-79
3-14-93	North Carolina (ACC)	1-1	nr	nW, 77-75
1-12-94	North Carolina	1-1	17-18	hW, 89-69
2-12-94	North Carolina	1-1	nr	aW, 96-89
2-12-95	North Carolina	1-1	18-15	hL, 81-85
1-8-98	North Carolina	1-1	nr	aL, 75-96
2-1-98	Duke	1-1	nr	aL, 69-90
2-25-98	Duke	1-1	nr	hL, 53-76
1-10-02	Duke	2-1	nr	aL, 79-104
2-9-02	Duke	1-1	nr	hL, 63-95
11-26-03	Connecticut	1-1	nr	nW, 77-61
1-31-04	Duke	1-1	nr	hL, 74-82
2-22-06	Duke	1-1	nr	hL, 66-73
1-16-08	North Carolina	1-1	nr	hL, 82-83
2-21-18	Virginia	1-2	nr	aL, 54-65

AP-UPI through 1990-91, AP-Coaches beginning in 1991-92.
NOTE: Georgia Tech ranks fourth all-time in wins vs. AP No. 1-ranked teams behind UNC (12), UCLA (10) and Maryland (9). Duke also has eight.



Tech 59, Kentucky 58 - Jan. 8, 1955

Joe Helms' jump shot with 11 seconds to play gave Georgia Tech a stunning 59-58 upset over No. 1-ranked Kentucky at Memorial Coliseum, ending the Wildcats' 129-game home winning streak. Kentucky had not lost a Southeastern Conference game in 16 years and were riding a 32-game winning streak, but trailed 26-23 at the half and 38-30 in the second half. Still, the Wildcats led by three with 1:14 left. After Kentucky missed a pair of free throws, Tech's Bobby Kimmel was fouled on the rebound and hit two free throws to pull the Jackets within one. With Kentucky's Bill Evans trying to run out the clock, Kimmel tied him up and Helms snatched the ball and then let fly with the winning shot.

Tech 65, Kentucky 59 - Jan. 31, 1955

Just 23 days after stunning No. 1 Kentucky on its homecourt, Georgia Tech again downed the mighty Wildcats, 65-59, at Heisman Gym. Tech's backcourt of Bobby Kimmel and Joe Helms combined for 44 points, and the Yellow Jackets connected on 25 free throws to just five for the Wildcats. Tech never trailed in the game, jumping to a 15-8 lead in the early going. Kentucky pulled within 18-16 but could get no closer as the Jackets took a 32-24 lead into the intermission. In the second half, Tech went ahead by as many as 14 points, leading 58-44 with six minutes to play.

Tech 76, Kentucky 67 - Jan. 4, 1964

Kentucky native R.D. Craddock scored 25 points as Georgia Tech shocked the top-ranked Wildcats, 76-67, at Alexander Memorial Coliseum. Charlie Spooner added 16 points and Mick Stenftenagel 15 for the Jackets as Tech head coach Whack Hyder recorded his ninth victory over Adolph Rupp's Wildcats, including three wins over No. 1-ranked Kentucky teams. Craddock, who was 5-for-8 from the field and 15-for-17 from the foul line, scored 19 points in the second half as Tech rallied from a 32-30 halftime deficit to lead by as many as 13 points. Leading 48-43, Tech scored seven straight points on field goals by Craddock and Jim Caldwell and three free throws by Bill Edison, to go up 55-43 with 10:35 to play and then held off the Wildcats with free throw shooting, hitting 17 in a row in one stretch.

Tech 80, Duke 79 - Jan. 10, 1993

Freshman Drew Barry came off the bench to record 11 points, five assists and four steals, as No. 10 Georgia Tech knocked off No. 1-ranked Duke, 80-79, at Alexander Memorial Coliseum, ending a 23-game winning streak for the defending national champions. Barry and freshman Martice Moore combined for 15 of Tech's 19 points during a second half stretch in which the Jackets took a 76-74 lead with 1:04 to go. Tech began the game with a 12-0 run and led by as many as 14 in the first half before Duke pulled within 44-37 at the half. The Blue Devils led 60-59 when Moore's three-pointer put Tech ahead 62-60 with 8:47 left. Duke tied the score three times after that but never led.

At left, Bobby Cremins exhorts the Alexander Memorial Coliseum crowd during the closing moments of Tech's 80-79 upset of the No. 1-ranked Blue Devils in 1993.

Tech 77, North Carolina 75 - Mar. 14, 1993

James Forrest had 27 points and 10 rebounds to lead Georgia Tech to a 77-75 victory over top-ranked North Carolina in the championship game of the ACC Tournament at the Charlotte (N.C.) Coliseum. The Tar Heels led by one point midway through the second half when Forrest ignited an 11-0 run that put Tech up 66-58 with six minutes to play. Forrest hit 11 of 19 field goals against the Heels as he averaged 26.7 points and shot 69 percent for the tournament.

Tech 89, North Carolina 69 - Jan. 12, 1994

Travis Best had 27 points, nine assists and only one turnover and James Forrest added 22 points as Georgia Tech downed its third straight No. 1-ranked team with an 89-69 upset over North Carolina at Alexander Memorial Coliseum. After leading by as many as 13 in the first half, Tech held a 38-35 advantage at the intermission. The score was tied at 44-44 with 16 minutes to play when Fred Vinson came off the bench to hit three three-pointers and another long jumper, helping Tech build a 66-56 lead with 8:03 remaining.

Tech 96, North Carolina 89 - Feb. 12, 1994

Fred Vinson scored a career-high 26 points, 24 of them on eight three-pointers, and James Forrest added 25 points and 17 rebounds as Georgia Tech knocked off a No. 1 ranked team for the fourth straight time with a 96-89 win at North Carolina. Tech hit a school-record 15 three-pointers in defeating a top-ranked Tar Heel team for the third time in less than a year. Tech trailed by 15 points in the first half and stayed close only by nailing nine treys, five by Vinson. Trailing 48-41, Tech opened the second half with three straight threes. Travis Best gave Tech the lead for good, 85-84, with 1:54 left when he drained a 15-footer as the shot clock expired, and the Jackets hit nine of 10 free throws in the final minute to seal the win.

Tech 77, Connecticut 61 - Nov. 26, 2003

In the semifinals of the Preseason NIT in Madison Square Garden, Georgia Tech made the most of its pressure defense to create turnovers and fastbreak opportunities to create the runaway victory. B.J. Elder and Isma'il Muhammad led the way with 22 points each, while the Yellow Jackets held the Huskies' All-Americans, guard Ben Gordon and center Emeka Okafor, to 22 total points between them. UConn managed to shoot just 37.9 percent from the floor, made just 1 of 10 three-point attempts and 10 of 30 free throw tries. Tech finished the first half with a 7-2 run for a 42-35 lead, then extended the advantage to as many as 19 in the second half while holding the Huskies to just 26 points after intermission.

TECH IN THE NATIONAL RANKINGS

1959-60

Date	AP	UPI	W-L
Final	-	8	22-6

1962-63

Date	AP	UPI	W-L
Dec. 24	-	18	5-0
Dec. 31	-	13	7-0
Jan. 7	7	7	9-0
Jan. 14	7	6	11-0
Jan. 21	7	6	12-1
Jan. 28	6	6	14-1
Feb. 4	6	6	16-1
Feb. 11	10	9	17-3
Feb. 18	-	10	18-4
Feb. 25	10	12	20-4

1977-78

Date	AP	UPI	W-L
Feb. 27	-	18	14-11

1983-84

Date	AP	UPI	USA	W-L
Jan. 17	-	-	25	11-2
Jan. 24	-	-	19	13-2
Jan. 31	18	-	16	14-4
Feb. 7	18	-	16	15-5
Feb. 14	-	-	24	15-7

1984-85

Date	AP	UPI	USA	W-L
Dec. 4	15	14	14	3-0
Dec. 11	12	14	11	3-0
Dec. 18	13	13	10	4-1
Jan. 8	9	10	10	10-2
Jan. 15	17	15	15	11-3
Jan. 22	16	17	15	13-3
Jan. 29	8	9	9	15-3
Feb. 5	10	7	8	16-4
Feb. 12	6	T5	5	18-4
Feb. 19	8	9	9	18-5
Feb. 26	10	13	12	19-6
Mar. 12	6	6	6	24-7
Final	6	6	4	27-8

1985-86

Date	AP	UPI	USA	W-L
Preseason	1	2	1	0-0
Nov. 25	2	2	2	0-0
Dec. 2	5	4	5	1-1
Dec. 9	T5	6	5	4-1
Dec. 16	7	7	5	4-1
Dec. 23	7	6	6	7-1
Dec. 30	6	6	6	9-1
Jan. 6	5	5	5	11-1
Jan. 13	5	5	5	14-1
Jan. 20	4	3	2	15-1
Jan. 27	3	3	3	16-2
Feb. 3	2	T2	2	17-2
Feb. 10	5	5	4	18-4
Feb. 17	5	5	4	19-4
Feb. 24	4	T3	4	21-4
Final	6	6	6	23-5

1986-87

Date	AP	UPI	USA	W-L
Preseason	6	10	13	0-0
Dec. 1	15	-	18	1-1
Dec. 8	16	-	17	3-1
Dec. 15	15	-	15	3-2
Dec. 22	19	-	19	5-2
Dec. 29	18	-	20	6-2
Jan. 5	-	-	19	7-3
Jan. 12	-	-	24	7-4
Jan. 19	-	-	23	9-4
Jan. 26	-	-	-	9-7
Feb. 2	-	-	-	11-7
Feb. 9	-	-	-	13-7
Feb. 16	-	-	23	15-7
Feb. 23	-	-	-	16-9
Mar. 2	-	-	-	16-11

1987-88

Date	AP	UPI	USA	W-L
Preseason	18	19	16	0-0
Nov. 30	-	-	20	1-1
Dec. 7	-	-	20	3-1
Dec. 14	-	-	19	4-1
Dec. 21	-	20	22	6-1
Dec. 28	-	-	-	6-2
Jan. 4	-	-	-	9-2
Jan. 11	-	-	23	11-2
Jan. 18	-	-	-	12-3
Jan. 25	-	-	-	13-4
Feb. 1	-	-	-	14-5
Feb. 8	-	-	-	15-6
Feb. 15	-	-	22	17-6
Feb. 22	20	16	15	19-6
Feb. 29	13	15	16	21-6
Mar. 7	18	18	18	21-8

1988-89

Date	AP	UPI	USA	W-L
Preseason	13	16	-	0-0
Nov. 21	14	16	12	0-0
Nov. 28	12	12	12	2-0
Dec. 5	12	12	10	3-0
Dec. 12	11	11	10	4-0
Dec. 19	16	16	17	4-1
Dec. 26	17	17	18	5-1
Jan. 2	19	16	19	7-2
Jan. 9	19	16	18	9-2
Jan. 16	-	20	24	10-4
Jan. 23	-	19	21	11-5
Jan. 30	-	-	23	12-6
Feb. 6	20	T20	19	14-6
Feb. 13	-	-	21	16-7
Feb. 20	-	-	24	17-8
Feb. 27	-	-	23	19-9
Mar. 6	-	-	22	20-10
Final	-	-	-	20-12

1989-90

Date	AP	UPI	USA	W-L
Preseason	15	22	23	0-0
Nov. 27	21	19	21	1-0
Dec. 4	18	T18	16	3-0
Dec. 11	15	16	15	4-0
Dec. 18	14	13	12	5-0
Dec. 25	14	13	12	6-0
Jan. 2	12	12	11	8-0
Jan. 8	9	9	9	10-0
Jan. 15	T11	11	9	11-1
Jan. 22	T13	11	6	12-2
Jan. 29	17	15	16	12-4
Feb. 5	16	15	14	14-4
Feb. 12	13	11	10	16-4
Feb. 19	8	6	6	19-4
Feb. 26	11	11	11	20-5
Mar. 5	14	13	13	21-6
Mar. 12	*9	*7	8	24-6
Final	-	-	3	28-7

1990-91

Date	AP	UPI	USA	W-L
Preseason	16	17	15	0-0
Nov. 27	14	14	14	1-0
Dec. 4	20	20	19	2-1
Dec. 11	23	T21	19	3-2
Jan. 1	24	25	-	7-3
Jan. 8	24	22	25	9-3
Jan. 22	-	25	25	10-5
Jan. 29	23	T22	25	12-5

1991-92

Date	AP	USA	W-L
Preseason	23	24	0-0
Nov. 25	18	18	2-0
Dec. 2	17	16	3-1
Dec. 9	13	13	5-1
Dec. 16	13	13	6-1
Dec. 23	13	13	7-2
Dec. 30	15	11	8-2
Jan. 6	14	15	11-2
Jan. 13	16	14	12-3
Jan. 20	18	17	13-4
Jan. 27	20	18	14-5
Feb. 3	24	20	15-6
Feb. 10	-	24	16-7
Final	-	21	23-12

1992-93

Date	AP	USA	W-L
Preseason	14	15	0-0
Nov. 24	14	15	0-0
Nov. 30	13	15	0-0
Dec. 7	17	17	1-1
Dec. 14	17	16	2-1
Dec. 21	16	15	4-1
Dec. 28	14	T13	5-1
Jan. 4	10	11	7-1
Jan. 11	8	8	9-1
Jan. 18	16	16	9-3
Jan. 25	18	17	10-4
Feb. 1	22	22	11-5
Feb. 8	-	24	12-6
Mar. 15	18	20	19-10

1993-94

Date	AP	USA	W-L
Preseason	14	15	0-0
Nov. 22	13	15	0-0
Nov. 29	16	17	0-1
Dec. 6	17	17	3-1
Dec. 13	14	14	4-1
Dec. 20	14	15	6-1
Dec. 27	15	15	7-1
Jan. 3	12	13	9-1
Jan. 10	17	18	9-3
Jan. 17	17	17	10-4
Jan. 24	21	19	11-5
Feb. 14	25	-	13-9
Feb. 21	23	-	14-9

1994-95

Date	AP	USA	W-L
Preseason	23	22	0-0
Nov. 21	22	22	0-0
Nov. 28	20	19	1-0
Dec. 5	17	15	4-0
Dec. 12	14	13	5-0
Dec. 19	18	19	6-1
Dec. 26	17	16	7-1
Jan. 2	24	20	8-3
Jan. 9	22	17	9-4
Jan. 16	22	18	9-5
Jan. 23	21	21	11-6
Jan. 30	21	20	13-6
Feb. 6	18	15	15-6
Feb. 13	20	17	15-8
Feb. 20	24	22	16-9

1995-96

Date	AP	USA	W-L
Preseason	27	35	0-0
Nov. 20	25	20	2-0
Nov. 27	20	20	3-1
Dec. 4	16	15	5-1
Dec. 11	19	20	5-2
Dec. 18	21	18	6-3
Jan. 29	25	-	13-8
Feb. 19	23	22	16-10
Feb. 26	18	20	18-10
Mar. 4	18	18	20-10
Mar. 11	13	15	22-11
Final	13	13	24-12

1997-98

Date	AP	USA	W-L
Dec. 1	22	23	4-0
Dec. 8	24	23	5-1
Dec. 22	-	23	7-2

2003-04

Date	AP	USA	W-L
Dec. 1	13	15	5-0
Dec. 8	10	11	7-0
Dec. 15	5	6	8-0
Dec. 22	4	4	10-0
Dec. 29	3	3	11-0
Jan. 5	8	8	12-1
Jan. 12	12	14	12-2
Jan. 19	11	13	14-2
Jan. 26	14	16	15-3
Feb. 2	15	16	16-4
Feb. 9	15	16	17-5
Feb. 16	18	16	18-6
Feb. 23	18	20	19-7
Mar. 1	19	22	20-8
Mar. 8	14	18	22-8
Mar. 15	*14	15	23-9
Apr. 6 (final)	14	3	28-10

2004-05

Date	AP	USA	W-L
Preseason	3	4	0-0
Nov. 15	3	4	0-0
Nov. 22	3	3	1-0
Nov. 29	4	4	3-0
Dec. 6	3	3	5-0
Dec. 13	3	3	6-0
Dec. 20	9	9	7-1
Dec. 27	9	9	8-1
Jan. 3	9	10	9-2
Jan. 10	8	8	11-2
Jan. 17	12	15	11-4
Jan. 24	22	21	11-5
Jan. 31	25	23	12-6
Mar. 14	*25	25	19-11
Apr. 5 (final)	25	nr	20-12

**AP's final poll was released the Monday after conference tournaments*

2006-07

Date	AP	USA	W-L
Preseason	23	21	0-0
Nov. 13	23	21	1-0
Nov. 20	19	19	3-0
Nov. 27	21	24	5-1
Dec. 4	25	nr	6-2

2009-10

Date	AP	USA	W-L
Preseason	23	21	0-0
Nov. 9	22	20	0-0
Nov. 16	21	19	0-0
Nov. 23	rv	25	3-1
Nov. 30	rv	23	4-1
Dec. 7	24	21	6-1
Dec. 14	22	16	6-1
Dec. 21	rv	22	8-2
Dec. 28	rv	20	9-2
Jan. 4	20	17	11-2
Jan. 11	20	18	12-3
Jan. 18	19	18	13-4
Jan. 25	22	20	14-5
Feb. 1	21	19	16-5
Feb. 8	20	20	17-7

Tech's Top-25 History

Last time ranked in AP top 25	Feb. 8, 2010
Last time ranked in top 10	Jan. 10, 2005
All-time weeks ranked in AP poll	184
All-time weeks ranked in coaches poll*	197
All-time weeks ranked in AP top 10	48
All-time weeks ranked in AP top 5	22
Highest AP ranking all-time#	2
	(Nov. 25, 1985; Feb. 3, 1986)
Vs. top 25 all-time (AP and/or coaches)	140-356!
Vs. top 10 all-time (AP and/or coaches)	63-204!

**USA Today*

#Tech was ranked No. 1 in the 1985-86 preseason AP poll

! - 3 top-25, 2 top-10 wins in the 2016-17 season vacated by the NCAA Committee on Infractions

Year-by-Year

Year	vs. Top-25	vs. Top 10
1949-50	0-2	0-2
1950-51	0-4	0-4
1951-52	0-3	0-3
1952-53	0-1	0-1
1953-54	0-4	0-2
1954-55	3-2	2-0
1955-56	0-5	0-4
1956-57	1-4	0-4
1957-58	3-2	2-0
1958-59	2-6	0-4
1959-60	3-1	0-1
1960-61	0-3	0-1
1961-62	0-3	0-3
1962-63	4-1	2-1
1963-64	3-2	2-1
1964-65	0-2	0-0
1965-66	0-2	0-0
1966-67	1-2	1-1
1967-68	0-2	0-1
1968-69	0-3	0-1
1969-70	2-4	2-1
1970-71	0-4	0-1
1971-72	0-4	0-3
1972-73	0-4	0-3
1973-74	0-5	0-3
1974-75	0-6	0-3
1975-76	1-7	1-3
1976-77	2-6	1-1
1977-78	1-5	0-3
1978-79	0-0	0-0
1979-80	1-7	0-3
1980-81	0-11	0-7
1981-82	0-9	0-5
1982-83	0-6	0-5
1983-84	3-5	2-2
1984-85	12-3	7-3
1985-86	2-5	1-5
1986-87	2-7	0-4
1987-88	1-3	1-3
1988-89	2-7	2-4
1989-90	7-3	1-3
1990-91	6-6	2-3
1991-92	4-8	2-4
1992-93	7-6	5-4
1993-94	5-4	3-3
1994-95	3-9	2-4
1995-96	6-7	2-6
1996-97	0-11	0-5
1997-98	1-7	0-5
1998-99	1-8	1-6
1999-00	1-7	0-4
2000-01	5-9	3-5
2001-02	3-7	0-6
2002-03	2-6	1-3
2003-04	9-6	4-3
2004-05	2-8	2-7
2005-06	2-6	0-1
2006-07	4-6	1-2
2007-08	1-7	0-4
2008-09	2-6	1-4
2009-10	4-4	1-3
2010-11	0-2	0-1
2011-12	0-4	0-2
2012-13	1-3	1-1
2013-14	1-4	1-0
2014-15	1-7	0-2
2015-16	2-6	1-3
2016-17	!0-4	!0-2
2017-18	2-7	0-3
2018-19	0-8	0-5
2019-20	1-4	1-3
2020-21	5-4	0-1

ALL-TIME SCORES

Column Key

Site - home (h), away (a) or neutral (n), number key following each season)
TR - Tech's national rank, AP/coaches (listed beginning with 1949-50 season)
OR - opponent's national rank, AP/coaches (listed beginning with 1949-50 season)
Rec - Tech cumulative season record

John Chapman

Record: 2-1 (.667)
1905-06 (1 season)

1905-06 (2-1)

Home: 1-1, Away: 1-0, Neutral: 0-0

Date	Site	Result	Opponent	TR	OR	Rec
F17	h	L 6-26	Auburn			0-1
M10	a	W 27-13	Georgia			1-1
M17	h	W 13-11	Georgia (ot)			2-1

Home games in 1905-06 played at Peachtree Auditorium

John Heisman

Pennsylvania '92
Record: 9-14 (.391)
1908-14 (3 seasons)

1908-09 (1-6)

Home: 1-3, Away: 0-3, Neutral: 0-0

Date	Site	Result	Opponent	TR	OR	Rec
J8	h	W 28-7	Mercer			1-0
J15	a	L 13-26	Mercer			1-1
J16	h	L 15-29	Tulane			1-2
J22	a	L 9-78	Georgia			1-3
J28	a	L 12-18	Atlanta Athletic Club			1-4
J29	h	L 13-69	Georgia			1-5
F4	h	L 8-24	Auburn			1-6

Home games at Cable Piano Company Hall.

1912-13 (2-6)

Home: 0-4, Away: 2-2, Neutral: 0-0

Date	Site	Result	Opponent	TR	OR	Rec
F7	h	L 22-26	Clemson			0-1
F8	a	W 27-11	Clemson			1-1
F14	h	L 27-36	Auburn			1-2
F15	a	L 12-71	Georgia			1-3
F21	h	L 25-31	Mercer			1-4
F22	a	L 19-23	Auburn			1-5
F25	a	W 23-19	Mercer			2-5
F28	h	L 20-35	Georgia			2-6

Home games on campus in the Crystal Palace, located at Cherry & Third Streets.

1913-14 (6-2)

Home: 3-1, Away: 3-1, Neutral: 0-0

Date	Site	Result	Opponent	TR	OR	Rec
F6	h	W 55-41	Vanderbilt			1-0
F7	a	W 30-20	Mercer			2-0
F13	h	W 31-22	Mercer			3-0
F14	a	L 8-58	Georgia			3-1
F20	h	W 50-12	Auburn			4-1
F21	a	W 23-21	Chattanooga			5-1
F26	h	L 24-29	Georgia			5-2
F27	a	W 21-6	Auburn			6-2

Home games at the Crystal Palace.

William Alexander

Georgia Tech '12
Record: 36-38 (.486)
1919-20, 1921-24 (4 seasons)

1919-20 (7-10)

Home: 4-2, Away: 3-8, Neutral: 0-0

Date	Site	Result	Opponent	TR	OR	Rec
J10	h1	L 24-29	Auburn			0-1
J16	h2	W 30-26	Mercer			1-1
J17	h1	W 28-23	Macon YMCA			2-1
J23	h1	W 32-17	Clemson			3-1
J30	h1	L 21-39	Vanderbilt			3-2
J31	a	L 33-41	Rome YMCA			3-3
F6	h3	W 44-33	Stetson			4-3
F7	a	L 11-25	Chattanooga			4-4
F13	a	W 21-16	Mercer			5-4
F14	a	L 4-64	Macon YMCA			5-5
F20	a	L 17-41	Clemson			5-6
F21	a	L 32-40	Clemson YMCA			5-7
F27	a	L 3-32	Vanderbilt			5-8
F28	a	W 29-26	Piedmont			6-8
M5	a	W 22-14	Newberry			7-8
M6	a	L 21-44	Atlanta Athletic Club			7-9
M9	a	L 17-21	Auburn			7-10

Home games at City Auditorium (h1), Atlanta Athletic Club (h2) & Luckie Street YMCA (h3)

Joe Bean

Record: 4-10 (.286)
1920-21 (1 season)

1920-21 (4-10)

Home: 2-4, Away: 0-5, Neutral: 2-1

Date	Site	Result	Opponent	TR	OR	Rec
J8	h	L 19-20	Mercer			0-1
J14	h	L 18-20	Wofford			0-2
J21	h	W 44-24	Furman			1-2
J22	h	L 28-30	Auburn			1-3
J29	a	L 18-41	Mercer			1-4
F5	h	W 28-22	Clemson			2-4
F12	a	L 16-53	VMI			2-5
F14	a	L 15-31	Virginia Tech			2-6
F15	a	L 14-37	Georgetown			2-7
F16	a	L 23-37	Catholic			2-8
F19	h	L 28-29	Tennessee			2-9
F25	n1	W 53-11	Birmingham Southern			3-9
F26	n1	W 30-22	Alabama			4-9
F27	n1	L 21-26	Georgia			4-10

Home games at City Auditorium
n1-SIC Tournament (City Auditorium, Atlanta, Ga.)

William Alexander

Georgia Tech enters Southern Conference (1921-32)

(original members - Alabama, Auburn, Clemson, Georgia, Georgia Tech, Kentucky, Maryland, Mississippi, Mississippi State, North Carolina, NC State, Tennessee, Virginia, Virginia Tech, Washington & Lee)

1921-22 (11-6)

Home: 4-1, Away: 4-4, Neutral: 3-1

Date	Site	Result	Opponent	TR	OR	Rec
J7	a	L 26-28	Mercer			0-1
J13	a	W 34-16	Birmingham Ath. Club			1-1
J14	a	L 20-49	Alabama			1-2
J20	h1	W 44-35	Mercer			2-2
J21	a	W 29-14	Macon YMCA			3-2
J28	h1	W 44-12	Auburn			4-2
F4	h1	W 36-29	Alabama			5-2
F8	h2	L 25-26	Agoga Class (ot)			5-3
F10	a	W 24-23	Fort Benning			6-3
F11	a	L 13-26	Auburn			6-4
F15	h2	W 17-16	Trinity			7-4
F17	a	L 14-26	Tennessee			7-5
F18	a	W 33-30	Chattanooga			8-5
F24	n1	W 34-30	Mississippi State			9-5
F25	n1	W 34-23	South Carolina			10-5
F26	n1	L 14-29	Mercer			10-6
F27	n1	W 33-25	Alabama			11-6

Home games at City Auditorium (h1) & Atlanta Athletic Club (h2)
n1-SIC Tournament (City Auditorium, Atlanta, Ga.)

1922-23 (9-9)

Home: 5-1, Away: 2-6, Neutral: 2-2

Date	Site	Result	Opponent	TR	OR	Rec
J5	h	L 23-40	Atlanta Athletic Club			0-1
J6	a	L 20-30	Mercer			0-2
J12	h	W 35-17	Auburn			1-2
J13	a	W 26-17	Clemson			2-2
J20	h	W 33-32	Mercer			3-2
J23	a	W 33-30	Progressive Club			4-2
J27	h	W 35-22	Clemson			5-2
F3	h	W 52-20	Florida			6-2
F9	h	W 39-24	Alabama			7-2
F13	a	L 29-41	Chattanooga			7-3
F16	a	L 31-37	Birmingham Athletic Club			7-4
F17	a	L 27-28	Alabama			7-5
F19	a	L 31-45	Mississippi State			7-6
F23	a	L 26-29	Auburn			7-7
F27	n1	W 34-26	Centre			8-7
F28	n1	W 27-22	Georgia			9-7
M1	n1	L 17-25	Mississippi State			9-8
M2	n1	L 26-30	Mercer			9-9

Home games at City Auditorium
n1-SIC Tournament (City Auditorium, Atlanta, Ga.)

1923-24 (9-13)

Home: 3-6, Away: 6-6, Neutral: 0-1

Date	Site	Result	Opponent	TR	OR	Rec
D29	a	W 31-28	Macon YMCA			1-0
D30	a	W 39-9	Savannah Athletic Club			2-0
D31	a	W 32-31	Jacksonville YMCA			3-0
J1	a	L 28-39	Albany YMCA			3-1
J4	h	L 23-51	Atlanta Athletic Club			3-2
J5	a	W 48-13	Clemson			4-2
J8	h	L 18-42	Columbus YMCA			4-3
J11	h	W 39-24	Auburn			5-3
J12	a	L 37-42	Furman			5-4
J18	h	L 26-30	Mercer			5-5
J19	a	L 20-36	Mercer			5-6
J26	h	L 28-33	Alabama			5-7
F2	h	L 36-40	Mississippi State			5-8
F8	h	W 39-22	Clemson			6-8
F9	a	W 33-18	Auburn			7-8
F12	h	W 34-26	Central YMCA			8-8
F15	a	L 24-31	Alabama			8-9
F16	a	L 28-53	Mississippi State			8-10
F19	h	L 33-43	Progressive Club			8-11
F22	a	W 23-19	Chattanooga			9-11
F23	a	L 27-33	Kentucky			9-12
F29	n1	L 29-35	Auburn			9-13

Home games at City Auditorium
n1-SIC Tournament (City Auditorium, Atlanta, Ga.)

Harold Hansen

Minnesota '18
Record: 10-23 (.303)
1924-26 (2 seasons)

1924-25 (4-12)

Home: 1-7, Away: 2-4, Neutral: 1-1

Date	Site	Result	Opponent	TR	OR	Rec
J9	h	L 22-23	Atlanta Athletic Club			0-1
J10	h	L 18-20	Clemson			0-2
J13	a	W 28-26	Fort McPherson (2ot)			1-2
J16	h	L 18-23	Mercer			1-3
J17	a	W 28-21	Auburn			2-3
J24	h	L 28-37	Vanderbilt			2-4
J31	h	W 30-25	Georgia			3-4
F6	h	L 16-18	Kentucky			3-5
F7	h	L 14-15	Auburn			3-6
F13	a	L 21-28	Mercer			3-7
F14	a	L 30-32	Clemson			3-8
F16	a	L 12-35	NC State			3-9
F17	h	L 27-36	Davidson			3-10
F21	a	L 24-34	Georgia			3-11
F27	n1	W 31-14	Sewanee			4-11
F28	n1	L 26-34	North Carolina			4-12

Home games played on campus at the Temporary Gym, a 2,500-seat wooden structure on the corner of Third Street & Techwood Drive.
n1-SIC Tournament (City Auditorium, Atlanta, Ga.)

1925-26 (6-11)

Home: 6-3, Away: 0-6, Neutral: 1-1

Date	Site	Result	Opponent	TR	OR	Rec
D29	a	L 28-29	Havana Yacht Club			exh
D30	a	W 18-5	Univ. of Havana			exh
D31	a	W 31-28	Havana Yacht Club (2ot)			exh
J2	a	L 10-16	Univ. of Havana			exh
J4	h1	L 18-33	Tulane			0-1
J8	h	W 35-30	Georgia			1-1
J9	a	L 28-32	Auburn			1-2
J11	h	W 31-18	Tulane			2-2
J13	h	W 23-19	Marquette			3-2
J15	a	L 23-27	Vanderbilt			3-3
J16	a	L 24-25	Kentucky			3-4
J22	h	W 23-22	NC State			4-4
J23	h	L 20-26	South Carolina			4-5
J30	a	L 29-33	Georgia			4-6
F6	h	L 20-31	Mississippi State			4-7
F12	a	L 14-30	NC State			4-8
F13	a	L 19-36	South Carolina			4-9
F19	h	W 28-13	Auburn			5-9
F20	h1	L 19-34	Georgia			5-10
F26	n1	W 30-27	Alabama			6-10
F27	n1	L 24-36	Mississippi			6-11

Home games at Temporary Gym
h1-City Auditorium; n1-SIC Tournament (City Auditorium, Atlanta, Ga.)

ALL-TIME SCORES

Roy Mundorff

Pennsylvania '21
Record: 172-134 (.562)
1926-1943 (17 seasons)

1926-27 (17-10)

Home: 9-0, Away: 6-9, Neutral: 2-1

Date	Site	Result	Opponent	TR	OR	Rec
D20	a	L 26-35	Columbus Kinners			0-1
D21	a	L 25-52	Cincinnati			0-2
D22	a	L 41-43	Cincinnati YMCA			0-3
D23	a	L 36-38	Evansville			0-4
D24	a	W 29-24	Islay Dairy			1-4
D25	a	W 26-25	Loraine Lions Club			2-4
D27	a	L 37-40	Wittenburg			2-5
D28	a	L 28-61	DePauw			2-6
D30	h	W 19-18	Dixie Portland			3-6
J5	a	L 28-34	Atlanta Athletic Club			3-7
J8	h	W 22-20	Auburn (ot)			4-7
J15	a	W 36-35	Georgia (ot)			5-7
J19	h	W 44-16	Progressive Club			6-7
J21	h	W 36-29	Vanderbilt			7-7
J22	h	W 48-16	Kentucky			8-7
J28	h	W 75-14	Southern Bell			9-7
J29	h1	W 33-27	Georgia			10-7
F2	a	W 31-28	Progressive Club			11-7
F4	h	W 50-15	Alabama			12-7
F5	h	W 41-23	Atlanta Athletic Club			13-7
F10	a	L 27-29	Louisiana State			13-8
F11	a	W 38-37	Tulane			14-8
F12	a	L 24-42	Auburn			14-9
F16	n2	W 45-31	Oglethorpe			15-9
F19	a	W 36-25	Georgia			16-9
F25	n3	W 40-24	Mississippi State			17-9
F26	n3	L 18-32	South Carolina			17-10

Home games at Temporary Gym except where noted
n1, h1-City Auditorium, Atlanta, Ga.; n2-Atlanta Athletic Club; n3-SIC Tournament, City Auditorium, Atlanta, Ga.

1927-28 (10-7)

Home: 3-2, Away: 4-4, Neutral: 3-1

Date	Site	Result	Opponent	TR	OR	Rec
D28	n1	W 47-20	Standard Oil			1-0
D29	a	L 23-32	Albany YMCA			1-1
D31	n2	W 41-36	Penn-Dixie			2-1
J4	a	L 26-36	Atlanta Athletic Club			2-2
J7	a	L 29-56	Auburn			2-3
J14	h	L 30-33	Georgia			2-4
J17	h	W 42-24	Clemson			3-4
J20	h	W 31-26	Tennessee			4-4
J28	a	W 36-35	Georgia			5-4
F8	h	L 29-33	Atlanta Athletic Club			5-5
F10	a	W 41-31	Vanderbilt			6-5
F11	a	W 35-31	Kentucky			7-5
F13	a	W 42-25	Tennessee			8-5
F15	a	L 21-30	Alabama			8-6
F18	h1	W 28-26	Georgia			9-6
F24	n3	W 50-24	Florida			10-6
F25	n3	L 29-30	Auburn			10-7

Home games at Temporary Gym except where noted
h1-City Auditorium; n1-Savannah, Ga.; n2-Chattanooga, Tenn.; n3-SIC Tournament (City Auditorium, Atlanta, Ga.)

1928-29 (15-6)

Home: 8-2, Away: 7-3, Neutral: 0-1

Date	Site	Result	Opponent	TR	OR	Rec
D23	a	W 33-31	LaGrange YMCA			1-0
D26	a	W 41-35	The Citadel			2-0
D27	a	W 34-26	Savannah J.E.A.			3-0
D28	a	W 53-26	Dixie Stars			4-0
D31	a	L 29-31	Penn-Dixie			4-1
J1	a	W 37-33	Rome YMCA			5-1
J5	h	W 29-23	Clemson			6-1
J7	h	W 36-19	Florida			7-1
J8	h	W 33-26	Florida			8-1
J16	h	W 33-19	Kentucky			9-1
J19	a	W 40-28	Vanderbilt			10-1
J23	a	L 26-43	Atlanta Athletic Club			10-2
J26	h1	W 38-37	Georgia			11-2
F2	h	W 38-15	Vanderbilt			12-2
F6	h	W 41-25	Auburn			13-2
F9	h	W 37-21	Alabama			14-2
F13	h	L 25-30	Tennessee			14-3
F16	a	W 46-41	Auburn			15-3
F20	h	L 26-37	Atlanta Athletic Club			15-4
F25	a	L 25-27	Georgia			15-5
M1	n1	L 26-30	Clemson			15-6

Home games at Temporary Gym except where noted
h1-City Auditorium; n1-SIC Tournament (City Auditorium, Atlanta, Ga.)

1929-30 (10-13)

Home: 4-5, Away: 5-7, Neutral: 1-1

Date	Site	Result	Opponent	TR	OR	Rec
D27	a	L 22-24	Baltimore			0-1
D28	a	L 23-33	Pennsylvania			0-2
D30	a	W 37-25	Stevens Tech			1-2
J1	a	L 24-28	Crescent Athletic Club			exh
J3	a	L 37-39	St. Thomas-Scranton			1-3
J4	a	W 51-36	Franklin & Marshall			2-3
J10	h	W 31-16	South Carolina			3-3
J11	h	L 24-25	Clemson			3-4
J14	h	W 36-22	Savannah J.E.A.			4-4
J18	h	L 23-26	Georgia			4-5
J22	a	L 28-33	Tennessee			4-6
J25	h1	L 23-25	Georgia			4-7
F1	h1	W 46-25	Vanderbilt			5-7
F4	a	W 31-29	Atlanta Athletic Club			6-7
F7	a	W 41-37	Vanderbilt			7-7
F8	a	L 19-39	Kentucky			7-8
F12	a	L 28-36	Alabama			7-9
F15	a	L 26-40	Clemson			7-10
F17	a	W 47-34	Auburn			8-10
F19	h1	W 40-29	Auburn			9-10
F22	h1	L 31-35	Georgia			9-11
F25	h	L 22-37	Atlanta Athletic Club			9-12
F28	n1	W 53-31	Tulane			10-12
M1	n1	L 37-44	Duke			10-13

Home games at Temporary Gym except where noted
h1-City Auditorium; n1-SIC Tournament (City Auditorium, Atlanta, Ga.)

1930-31 (11-13)

Home: 6-2, Away: 5-10, Neutral: 0-1

Date	Site	Result	Opponent	TR	OR	Rec
D27	a	W 34-17	Benjamin Franklin			1-0
D29	a	W 49-45	Arundel Boat Club			2-0
D30	a	L 24-29	Knights of Columbus			2-1
J1	a	L 26-32	Manhattan (ot)			2-2
J2	a	L 33-38	Rider			2-3
J3	a	L 30-34	Temple			2-4
J7	h	L 25-30	South Carolina			2-5
J10	a	L 27-40	Atlanta Athletic Club			2-6
J14	a	L 31-39	Florida			2-7
J16	h	W 44-37	Vanderbilt			3-7
J17	a	L 30-39	Georgia			4-7
J20	h	W 32-23	Florida			4-8
J24	h	W 49-29	Tennessee			5-8
J28	a	W 37-33	Auburn			6-8
J31	h	W 37-19	Georgia			7-8
F5	a	L 32-45	Vanderbilt			7-9
F7	a	L 34-38	Kentucky			7-10
F9	a	W 32-25	Tennessee			8-10
F14	a	L 15-44	Georgia			8-11
F17	h	L 16-35	Kentucky			8-12
F20	h	W 23-19	Alabama			9-12
F21	a	W 41-17	South Carolina			10-12
F24	h	W 47-22	Auburn			11-12
F27	n1	L 48-53	Florida			11-13

Home games at Temporary Gym, which burned down after the season
n1-SIC Tournament (City Auditorium, Atlanta, Ga.)

1931-32 (7-6)

Home: 6-2, Away: 1-3, Neutral: 0-1

Date	Site	Result	Opponent	TR	OR	Rec
J3	a	W 42-21	Fort Benning			exh
J9	a	W 41-32	Florida			1-0
J13	a	L 22-25	Auburn			1-1
J16	h	W 45-27	Vanderbilt			2-1
J23	a	L 39-40	Mercer			2-2
J27	h	W 52-27	Grayson Athletic Club			3-2
J30	h	W 30-20	Georgia			4-2
F3	h	L 19-34	Alabama			4-3
F6	a	L 15-25	Georgia			4-4
F10	h	W 36-28	Auburn			5-4
F13	h	L 33-42	Mercer			5-5
F17	h	W 38-23	Florida			6-5
F20	h	W 25-22	Georgia			7-5
F26	n1	L 33-36	Louisiana State			7-6

Home games at City Auditorium
n1-SIC Tournament (City Auditorium, Atlanta, Ga.)

Georgia Tech enters Southeastern Conference (1932-64)

(original members - Alabama, Auburn, Florida, Georgia, Georgia Tech, Kentucky, LSU, Mississippi, Mississippi State, Tennessee, Tulane, University of the South, Vanderbilt)

1932-33 (9-6, SEC 7-6)

Home: 4-1, Away: 4-4, Neutral: 1-1

Date	Site	Result	Opponent	TR	OR	Rec
J7	a	W 29-28	Clemson			1-0
J11	h	L 31-40	Original Celtics			exh
J14	a	L 25-30	Georgia			1-1
J17	a	W 38-32	Sewanee			2-1
J18	a	L 27-38	Vanderbilt			2-2
J21	h	W 47-18	Mercer			3-2
J28	h	W 26-16	Georgia			4-2
F1	h	L 19-26	Alabama			4-3
F4	h	W 37-23	Tennessee			5-3
F6	h	W 38-26	Sewanee			6-3
F9	h	W 41-21	Mexico City YMCA			exh
F11	a	L 22-45	Kentucky			6-4
F13	a	L 26-33	Tennessee			6-5
F15	a	W 29-20	Auburn			7-5
F18	a	W 32-30	Georgia			8-5
F21	n1	W 29-18	Auburn			9-5
F24	n2	L 24-30	Tennessee			9-6

Home games at City Auditorium
n1-Atlanta Athletic Club; n2-SEC Tournament (City Auditorium, Atlanta, Ga.)

1933-34 (6-12, SEC 4-9)

Home: 3-4, Away: 3-7, Neutral: 0-1

Date	Site	Result	Opponent	TR	OR	Rec
D28	a	L 19-38	Baltimore			0-1
D29	a	L 32-40	Rider			0-2
D30	a	L 31-45	St. Thomas-Scranton			0-3
J6	h	L 22-24	Vanderbilt			0-4
J9	a	W 28-26	Auburn			1-4
J13	a	W 33-25	Georgia			2-4
J17	h	L 28-50	Original Celtics			exh
J20	a	W 40-39	Sewanee			3-4
J27	h	L 33-37	Georgia			3-5
J31	h	L 35-45	Tennessee			3-6
F3	a	L 16-63	Alabama			3-7
F7	h	W 31-25	Clemson			4-7
F9	a	L 30-38	Vanderbilt			4-8
F10	a	L 25-49	Kentucky			4-9
F12	a	L 21-23	Tennessee			4-10
F14	h	W 24-20	Auburn			5-10
F17	h	L 27-28	Georgia			5-11
F21	h	W 43-27	Sewanee			6-11
M2	n1	L 19-33	Georgia			6-12

Home games at City Auditorium
n1-SEC Tournament (City Auditorium, Atlanta, Ga.)

1934-35 (6-8, SEC 5-5)

Home: 3-2, Away: 3-6, Neutral: 0-0

Date	Site	Result	Opponent	TR	OR	Rec
J12	a	L 29-43	Clemson			0-1
J16	h	L 26-36	Tennessee			0-2
J19	a	L 23-33	Georgia			0-3
J25	h	L 32-33	Vanderbilt (ot)			0-4
F2	h	W 32-27	Georgia			1-4
F6	h	W 25-24	Auburn			2-4
F8	a	L 24-53	Vanderbilt			2-5
F9	a	L 30-57	Kentucky			2-6
F12	a	W 34-19	Auburn			3-6
F16	a	L 19-38	Xavier			3-7
F18	a	L 30-34	Tennessee			3-8
F20	a	W 42-28	Mercer			4-8
F23	a	W 49-39	Georgia (ot)			5-8
M2	h	W 42-31	Sewanee			6-8

Home games at City Auditorium

1935-36 (10-8, SEC 8-6)

Home: 6-2, Away: 3-5, Neutral: 1-1

Date	Site	Result	Opponent	TR	OR	Rec
J4	a	L 25-36	Florida			0-1
J8	a	W 59-42	Mercer			1-1
J11	h	L 32-35	Clemson			1-2
J15	h	W 46-20	Mercer			2-2
J17	h	W 33-30	Tennessee			3-2
J18	a	L 23-42	Vanderbilt			3-3
J25	a	L 31-39	Clemson			3-4
F1	h	W 29-21	Georgia			4-4
F4	a	L 28-31	Auburn			4-5
F8	h	L 40-42	Vanderbilt			4-6
F12	h	W 34-16	Sewanee			5-6
F15	a	W 58-35	Sewanee			6-6
F17	h	W 39-22	Florida			7-6
F19	h	W 46-22	Auburn			8-6
F22	a	W 24-22	Georgia			9-6
F24	a	L 21-33	Tennessee			9-7
F28	n1	W 42-37	Vanderbilt			10-7
F29	n1	L 34-43	Alabama			10-8

Home games played on campus at the Naval Armory, an 1,150-seat facility on same site as Temporary Gym
n1-SEC Tournament (Knoxville, Tenn.)

ALL-TIME SCORES

1936-37 (13-2, SEC 10-0)

Home: 7-0, Away: 5-1, Neutral: 1-1

Date	Site		Result	Opponent	TR	OR	Rec
J9	h	W	53-36	Mercer			1-0
J13	a	W	35-25	Florida			2-0
J16	h	W	39-27	Vanderbilt			3-0
J20	h	W	51-13	Clemson			4-0
J23	a	W	54-32	Sewanee			5-0
J27	h	W	70-26	Fort Benning			exh
J30	a	W	34-20	Georgia			6-0
F6	a	L	30-31	Pennsylvania			6-1
F10	h	W	36-18	Sewanee			7-1
F11	h	W	42-28	Auburn			8-1
F13	a	W	40-30	Vanderbilt			9-1
F15	h	W	43-37	Florida			10-1
F20	h	W	42-22	Georgia			11-1
F27	a	W	35-33	Auburn			12-1
M1	n1	W	43-30	Mississippi State			13-1
M2	n1	L	30-40	Kentucky			13-2

Home games at the Naval Armory
n1-SEC Tournament (Knoxville, Tenn.)

1937-38 (18-2, SEC 12-2)

Home: 11-0, Away: 4-2, Neutral: 3-0
SEC Champions

Date	Site		Result	Opponent	TR	OR	Rec
J8	h	W	35-30	NC State			1-0
J15	h	W	59-25	Vanderbilt			2-0
J17	a	W	46-37	Mercer			3-0
J19	h	W	53-23	Mercer			4-0
J26	h	W	36-24	Alabama			5-0
J29	h	W	51-28	Georgia			6-0
F4	a	L	35-47	Louisiana State			6-1
F5	a	L	22-37	Tulane			6-2
F9	h	W	57-35	South Carolina			7-2
F10	h	W	41-31	Sewanee			8-2
F12	a	W	40-35	Vanderbilt			9-2
F15	h	W	43-42	Auburn			10-2
F17	h	W	54-40	Florida			11-2
F19	a	W	29-27	Georgia			12-2
F25	h	W	53-33	Clemson			13-2
F26	a	W	51-30	South Carolina			14-2
M1	h	W	54-32	Auburn			15-2
M5	n1	W	50-18	Vanderbilt			16-2
M4	n1	W	44-29	Tulane			17-2
M7	n1	W	58-47	Mississippi			18-2

Home games at the Naval Armory
n1-SEC Tournament (Baton Rouge, La.)

Georgia Tech begins playing home games in Heisman Gym

1938-39 (6-9, SEC 4-8)

Home: 5-3, Away: 1-5, Neutral: 0-1

Date	Site		Result	Opponent	TR	OR	Rec
J11	h	L	28-30	Mercer			0-1
J14	h	W	30-24	Vanderbilt			1-1
J21	h	W	32-31	Tulane (ot)			2-1
J28	a	L	26-32	Georgia			2-2
F1	a	W	29-25	South Carolina			3-2
F4	a	L	29-33	Florida (ot)			3-3
F8	h	W	37-32	Sewanee			4-3
F9	h	W	37-35	Louisiana State			5-3
F11	a	L	42-49	Vanderbilt			5-4
F15	a	L	25-39	Alabama			5-5
F18	h	L	29-41	Georgia			5-6
F21	h	W	38-28	South Carolina			6-6
F22	a	L	24-38	Auburn			6-7
F27	h	L	33-49	Auburn			6-8
M3	n1	L	38-42	Mississippi (SEC)			6-9

n1-SEC Tournament (Knoxville, Tenn.)

1939-40 (7-8, SEC 6-7)

Home: 5-4, Away: 2-3, Neutral: 0-1

Date	Site		Result	Opponent	TR	OR	Rec
J6	a	L	30-34	South Carolina			0-1
J13	h	W	49-43	Vanderbilt			1-1
J15	h	L	40-45	Florida			1-2
J20	h	W	50-39	Mississippi			2-2
J27	h	L	31-46	Georgia			2-3
J31	h	L	34-52	Alabama			2-4
F2	a	W	34-33	Louisiana State			3-4
F3	h	L	25-37	Tulane			3-5
F6	h	W	53-31	Auburn			4-5
F10	a	W	57-39	Vanderbilt			5-5
F13	h	W	41-35	Duke			6-5
F17	a	L	31-40	Georgia			6-6
F19	h	W	44-39	Kentucky			7-6
F21	a	L	38-39	Auburn (ot)			7-7
F29	n1	L	43-55	Tennessee			7-8

n1-SEC Tournament (Knoxville, Tenn.)

1940-41 (8-11, SEC 4-9)

Home: 6-2, Away: 1-8, Neutral: 1-1

Date	Site		Result	Opponent	TR	OR	Rec
D29	n1	W	39-34	South Carolina (ot)			1-0
D31	a	W	44-35	South Carolina			2-0
J7	h	W	41-34	South Carolina			3-0
J8	h	W	63-51	Clemson			4-0
J14	h	W	60-47	Mississippi			5-0
J18	h	W	55-48	Vanderbilt			6-0
J20	h	L	37-47	Kentucky			6-1
J22	a	L	49-52	Clemson (ot)			6-2
J25	h	L	20-37	Tulane			6-3
F1	h	W	48-39	Auburn			7-3
F5	a	L	45-51	Auburn			7-4
F7	a	L	26-31	Georgia			7-5
F10	a	L	41-43	Louisiana State			7-6
F12	a	L	32-46	Alabama			7-7
F15	a	L	41-54	Vanderbilt			7-8
F17	a	L	41-60	Kentucky			7-9
F20	h	W	52-44	Georgia			8-9
F22	a	L	42-53	Notre Dame			8-10
F27	n2	L	33-39	Alabama			8-11

n1-Augusta, Ga.; n2-SEC Tournament (Louisville, Ky.)

1941-42 (8-8, SEC 4-8)

Home: 5-3, Away: 3-4, Neutral: 0-1

Date	Site		Result	Opponent	TR	OR	Rec
J8	h	W	49-35	Turner Field			1-0
J10	a	W	35-32	South Carolina			2-0
J15	h	L	25-31	Alabama			2-1
J17	h	L	32-39	Vanderbilt			2-2
J20	h	L	53-63	Kentucky			2-3
J24	h	W	53-44	Fort Benning			3-3
J31	h	W	48-42	Auburn			4-3
F3	a	L	38-43	Auburn			4-4
F6	a	L	41-54	Louisiana State			4-5
F7	a	W	52-43	Tulane			5-5
F11	h	W	64-32	Chattanooga			6-5
F14	a	W	35-27	Vanderbilt			7-5
F16	a	L	51-57	Kentucky			7-6
F19	h	W	49-29	Georgia			8-6
F21	a	L	37-38	Georgia			8-7
F26	n2	L	32-37	Alabama			8-8

n2-SEC Tournament (Louisville, Ky.)

1942-43 (11-5, SEC 7-5)

Home: 9-1, Away: 2-3, Neutral: 0-1

Date	Site		Result	Opponent	TR	OR	Rec
J9	h	W	33-23	South Carolina			1-0
J16	h	W	43-29	Vanderbilt			2-0
J19	h	L	36-38	Kentucky			2-1
J22	a	W	59-32	Auburn			3-1
J23	a	L	25-33	Alabama			3-2
J30	h	W	53-21	Auburn			4-2
F2	h	W	65-40	Fort Benning			5-2
F5	h	W	45-44	Louisiana State			6-2
F6	h	W	60-36	Tulane			7-2
F10	h	W	43-32	Clemson			8-2
F13	a	L	28-52	Vanderbilt			8-3
F15	a	L	31-58	Kentucky			8-4
F18	a	W	58-31	Georgia			9-4
F20	h	W	39-20	Georgia			10-4
F22	h	W	36-33	Camp Wheeler			11-4
F26	n1	L	41-48	Mississippi State			11-5

n1-SEC Tournament (Knoxville, Tenn.)

Dwight Keith

Alabama '24
Record: 35-21 (.625)
1944-1946 (3 seasons)

1943-44 (14-4, SEC 3-1)

Home: 7-1, Away: 6-2, Neutral: 1-1

Date	Site		Result	Opponent	TR	OR	Rec
J7	a	W	46-34	Atlanta Naval Air Station			1-0
J8	h	W	48-31	Mercer			2-0
J14	h	W	70-37	Atlanta Naval Air Station			3-0
J15	h	W	68-28	Ga. Medical College			4-0
J21	h	W	34-18	Georgia Pre-Flight			5-0
J22	a	W	50-34	Clemson			6-0
J26	h	W	58-44	Mayport Naval Base			7-0
J28	a	L	34-43	Georgia Pre-Flight			7-1
J29	h	W	58-24	Clemson			8-1
F5	a	W	67-34	Mercer			9-1
F6	a	W	68-45	Ga. Medical College			10-1
F11	h	L	52-55	176th Infantry			10-2
F12	a	W	42-39	Georgia			11-2
F18	a	L	42-64	176th Infantry			11-3
F19	h	W	71-44	Georgia			12-3
F21	a	W	57-53	Mayport Naval Base			13-3
M2	n1	W	63-51	Vanderbilt			14-3
M3	n1	L	55-66	Tulane			14-4

n1-SEC Tournament (Louisville, Ky.)

1944-45 (11-6, SEC 9-5)

Home: 6-1, Away: 3-4, Neutral: 2-1

Date	Site		Result	Opponent	TR	OR	Rec
J10	h	W	41-36	Georgia Pre-Flight			1-0
J13	a	L	26-31	Alabama			1-1
J17	a	L	36-52	Georgia Pre-Flight			1-2
J20	h	W	53-39	Auburn			2-2
J22	h	L	58-64	Kentucky			2-3
J27	a	L	26-44	Tennessee			2-4
J29	a	W	47-38	Tulane			3-4
F3	a	L	32-51	Kentucky			3-5
F9	h	W	70-38	Georgia			4-5
F10	h	W	53-49	Tennessee			5-5
F14	h	W	53-45	Alabama			6-5
F17	a	W	74-41	Auburn			7-5
F21	h	W	51-47	Atlanta Naval Air Station (ot)			8-5
F24	a	W	69-42	Georgia			9-5
M1	n1	W	68-49	Georgia			10-5
M2	n1	W	60-43	Mississippi State			11-5
M3	n1	L	37-41	Tennessee			11-6

n1-SEC Tournament (Louisville, Ky.)

1945-46 (10-11, SEC 6-7)

Home: 5-5, Away: 5-5, Neutral: 0-1

Date	Site		Result	Opponent	TR	OR	Rec
D20	h	W	52-38	Clemson			1-0
J4	h	W	45-22	Auburn			2-0
J5	a	W	61-46	Clemson			3-0
J8	h	L	37-44	Alabama			3-1
J12	a	L	45-58	Tulane			3-2
J16	a	W	53-26	Auburn			4-2
J18	h	L	39-54	Duke			4-3
J19	a	W	36-30	Alabama			5-3
J21	a	L	43-68	Kentucky			5-4
J26	h	L	27-49	Tennessee			5-5
J28	h	L	26-54	Kentucky			5-6
F1	h	W	64-53	Florida			6-6
F2	h	W	55-45	South Carolina			7-6
F4	h	W	59-52	Tulane			8-6
F6	a	L	40-50	Georgia			8-7
F9	a	W	38-34	Tennessee			9-7
F12	a	L	51-73	Duke			9-8
F15	h	L	43-46	Georgia			9-9
F16	a	L	47-63	South Carolina			9-10
F23	a	W	58-50	Florida			10-10
F28	n1	L	30-36	Georgia			10-11

n1-SEC Tournament (Louisville, Ky.)

ALL-TIME SCORES

Roy McArthur

Georgia Tech '33
Record: 57-72 (.442)
1947-1951 (5 seasons)

1946-47 (12-11, SEC 6-6)

Home: 7-2, Away: 3-8, Neutral: 2-1

Date	Site	Result	Opponent	TR	OR	Rec
D12	h	W 63-37	Chattanooga			1-0
D14	h	W 51-34	South Carolina			2-0
D19	h	W 55-41	Davidson			3-0
D31	a	W 54-50	Boston College			4-0
J2	a	L 39-48	Detroit			4-1
J4	a	L 52-62	Michigan State			4-2
J11	h	W 58-51	Tulane			5-2
J15	a	W 55-42	Auburn			6-2
J17	h	L 38-42	Alabama			6-3
J20	h	L 47-70	Kentucky			6-4
J25	h	W 48-43	Tennessee			7-4
J29	h	W 65-49	Auburn			8-4
J31	a	L 45-47	Tulane			8-5
F1	a	L 46-64	Alabama			8-6
F4	a	W 51-44	Georgia			9-6
F7	a	L 28-40	Tennessee			9-7
F14	a	L 48-58	North Carolina			9-8
F15	a	L 54-64	Duke			9-9
F19	h	W 70-46	Georgia			10-9
F22	a	L 46-83	Kentucky			10-10
F28	n1	W 65-52	Mississippi State			11-10
F29	n1	W 43-40	Alabama			12-10
M1	n1	L 53-75	Kentucky			12-11

n1-SEC Tournament (Louisville, Ky.)

1947-48 (12-16, SEC 9-11)

Home: 4-7, Away: 5-5, Neutral: 3-4
SEC Runner-up

Date	Site	Result	Opponent	TR	OR	Rec
D15	h	L 53-54	Furman			0-1
D19	h	W 63-50	Chattanooga			1-1
D20	h	W 51-48	Virginia			2-1
D29	n1	L 45-54	Texas			2-2
D30	n1	L 42-43	Rice			2-3
D31	n1	L 35-52	Hamline			2-4
J9	a	L 29-54	Tulane			2-5
J10	a	W 52-40	Louisiana State			3-5
J13	a	W 65-64	Furman			4-5
J19	h	L 56-71	Kentucky			4-6
J24	h	L 57-59	Tennessee			4-7
J26	h	L 46-54	Louisiana State			4-8
J30	a	L 31-38	Auburn			4-9
J31	h	L 31-44	Alabama			4-10
F4	a	W 68-58	Georgia			5-10
F6	a	L 46-49	Tennessee			5-11
F9	h	L 55-59	Tulane			5-12
F12	a	W 73-64	Georgia			6-12
F13	h	W 65-42	Florida			7-12
F16	h	L 55-60	Duke			7-13
F18	a	L 58-65	Georgia			7-14
F21	a	L 54-78	Kentucky			7-15
F25	h	W 50-43	Auburn			8-15
F28	a	W 63-55	Florida			9-15
M4	n2	W 46-34	Alabama			10-15
M5	n2	W 60-57	Georgia			11-15
M6	n2	W 50-40	Tulane			12-15
M6	n2	L 43-54	Kentucky			12-16

n1-All-College Tournament, Oklahoma City, Okla.; n2-SEC Tournament (Louisville, Ky.)

1948-49 (11-13, SEC 7-10)

Home: 7-5, Away: 4-6, Neutral: 0-2

Date	Site	Result	Opponent	TR	OR	Rec
D3	a	W 75-45	Birmingham Southern			1-0
D4	a	W 62-42	Howard College			2-0
D11	h	W 81-45	Chattanooga			3-0
D18	h	W 64-49	Furman			4-0
D20	n1	L 60-74	Long Island			4-1
D22	a	L 59-67	LaSalle			4-2
J7	a	L 52-73	Tulane			4-3
J8	a	L 59-65	Louisiana State			4-4
J11	a	L 33-41	Auburn			4-5
J14	h	W 51-38	Alabama			5-5
J17	h	L 45-56	Kentucky			5-6
J22	h	L 56-63	Tennessee			5-7
J26	h	L 60-74	Georgia (ot)			5-8
J29	h	L 49-56	Tulane			5-9
F2	a	W 56-49	Georgia			6-9
F5	h	W 72-71	Tennessee			7-9
F7	h	L 63-72	Louisiana State			7-10
F10	h	W 57-49	Florida			8-10
F12	a	L 42-53	Duke			8-11
F16	h	W 60-58	Georgia			9-11
F19	a	L 32-78	Kentucky			9-12
F23	h	W 66-57	Auburn			10-12
F26	a	W 66-56	Florida			11-12
M3	n2	L 53-55	Louisiana State			11-13

n1-Madison Square Garden, New York, N.Y.; n2-SEC Tournament (Louisville, Ky.)

1949-50 (14-13, SEC 7-9)

Home: 9-1, Away: 3-11, Neutral: 2-1

Date	Site	Result	Opponent	TR	OR	Rec
D3	h	W 84-39	Chattanooga			1-0
D10	h	W 87-56	Furman			2-0
D14	h	W 78-59	Davidson			3-0
D19	a	L 60-84	Bradley			3-1
D20	a	L 45-59	St. Louis			3-2
D22	a	W 68-60	Michigan State			4-2
D29	n1	W 64-57	Wake Forest			5-2
D30	a1	L 34-57	NC State			5-3
D31	n1	W 63-48	West Virginia			6-3
J2	a	W 73-43	Chattanooga			7-3
J6	a	L 52-63	Louisiana State			7-4
J7	a	L 62-64	Tulane			7-5
J10	h	W 65-49	Auburn			8-5
J14	a	L 39-73	Alabama			8-6
J16	h	L 47-61	Kentucky		2/na	8-7
J21	h	W 68-57	Tennessee			9-7
J25	a	L 55-67	Georgia			9-8
J28	h	W 59-55	Tulane			10-8
F1	h	W 56-51	Georgia			11-8
F4	a	L 56-69	Tennessee			11-9
F6	h	W 85-58	Louisiana State			12-9
F10	h	W 69-38	Florida			13-9
F15	a	L 72-73	Georgia (ot)			13-10
F18	a	L 62-97	Kentucky		5/na	13-11
F22	a	W 61-53	Auburn			14-11
F25	a	L 41-59	Florida			14-12
M2	n2	L 56-63	Tennessee			14-13

n1, a1-Dixie Classic (Reynolds Coliseum, Raleigh, N.C.); n2-SEC Tournament (Louisville, Ky.)

1950-51 (8-19, SEC 7-12)

Home: 4-6, Away: 3-12, Neutral: 1-1

Date	Site	Result	Opponent	TR	OR	Rec
D9	h	W 87-50	Furman			1-0
D16	a	L 55-85	Bradley		na/2	1-1
D18	a	L 57-79	Louisville			1-2
D28	a	L 47-61	San Francisco			1-3
D29	a	L 57-82	California			1-4
D30	a	L 45-78	California			1-5
J2	a	L 51-58	Rice			1-6
J5	a	L 49-68	Louisiana State			1-7
J6	a	L 45-49	Tulane			1-8
J9	h	W 56-50	Georgia			2-8
J13	h	L 54-56	Florida			2-9
J20	a	L 66-77	Georgia			2-10
J22	h	L 61-82	Kentucky		2/2	2-11
J26	a	W 55-46	Mississippi State			3-11
J27	a	W 73-59	Mississippi			4-11
J31	h	W 64-44	Auburn			5-11
F3	a	W 71-57	Tennessee			6-11
F7	h	L 53-54	Georgia			6-12
F9	a	L 42-75	Kentucky		1/1	6-13
F10	a	L 47-65	Vanderbilt			6-14
F14	a	L 63-75	Auburn			6-15
F17	h	L 49-59	Alabama			6-16
F19	h	L 67-69	Vanderbilt			6-17
F21	h	W 74-64	Tennessee			7-17
F24	h	L 77-83	Pennsylvania (ot)			7-18
M2	n1	W 63-61	Tulane (ot)			8-18
M2	n1	L 56-82	Kentucky		1/1	8-19

n1-SEC Tournament (Louisville, Ky.)

John "Whack" Hyder

Georgia Tech '37
Record: 292-271 (.519)
1952-1973 (22 seasons)

1951-52 (7-15, SEC 5-13)

Home: 3-7, Away: 2-6, Neutral: 2-2

Date	Site	Result	Opponent	TR	OR	Rec
D8	13	L 58-90	U.S. Marines			exh
D15	a	W 66-64	South Carolina			1-0
D28	n1	L 63-78	South Carolina			1-1
D29	n1	W 79-62	Auburn			2-1
D29	n1	W 78-60	Davidson			3-1
J5	h	L 58-73	Tulane			3-2
J9	h	W 56-54	Auburn			3-3
J12	a	L 60-66	Alabama			4-3
J14	h	L 64-94	Mississippi			4-4
J21	h	L 51-96	Kentucky		3/3	4-5
J26	a	L 56-69	Tennessee			4-6
J28	h	L 58-67	South Carolina			4-7
J30	h	W 66-64	Mississippi State			5-7
F2	a	L 67-92	Vanderbilt			5-8
F4	h	L 51-73	Louisiana State			5-9
F6	a	L 64-72	Georgia			5-10
F9	a	L 42-93	Kentucky		1/1	5-11
F13	a	W 58-50	Auburn			6-11
F16	a	L 73-80	Florida			6-12
F18	h	L 58-83	Vanderbilt			6-13
F20	h	L 81-83	Tennessee			6-14
F23	h	W 79-73	Georgia			7-14
F28	n2	L 59-80	Kentucky		1/1	7-15

n1-Carolina Invitational (Charlotte Coliseum, Charlotte, N.C.); n2-SEC Tournament (Louisville, Ky.)

1952-53 (5-17, SEC 4-9)

Home: 4-4, Away: 0-12, Neutral: 1-1

Date	Site	Result	Opponent	TR	OR	Rec
D10	a	L 61-71	Auburn			0-1
D12	h	L 61-66	South Carolina			0-2
D19	a1	L 57-60	Alabama			0-3
D29	n1	L 60-68	Florida			0-4
D30	n1	W 71-54	Georgia			1-4
J2	a	L 58-64	Tampa			1-5
J3	a	L 60-82	Miami			1-6
J6	a	L 57-70	Georgia			1-7
J10	a	L 60-72	Vanderbilt			1-8
J12	h	W 69-67	Alabama			2-8
J14	h	W 79-61	Auburn			3-8
J17	a	L 67-89	Tennessee			3-9
J24	h	L 66-70	South Carolina (ot)			3-10
J26	h	W 85-79	Vanderbilt			4-10
J31	a	L 93-111	Furman			4-11
F4	h	W 78-73	Georgia			5-11
F7	a	L 63-78	Mississippi			5-12
F9	a	L 62-66	Mississippi State			5-13
F14	h	L 65-76	Florida			5-14
F16	h	L 79-82	Tennessee			5-15
F21	a	L 52-76	Louisiana State		6/8	5-16
F23	a	L 55-70	Tulane			5-17

a1-Birmingham, Ala.; n1-Gator Bowl Tournament (Jacksonville, Fla.)

1953-54 (2-22, SEC 0-14)

Home: 2-7, Away: 0-11, Neutral: 0-4

Date	Site	Result	Opponent	TR	OR	Rec
D5	a	L 45-50	South Carolina			0-1
D12	a1	L 56-83	Auburn			0-2
D28	n1	L 64-66	Georgia			0-3
D29	n1	L 80-101	Ga. Teachers College			0-4
D30	n1	L 59-63	Florida			0-5
J9	a	L 53-105	Kentucky		1/1	0-6
J11	h	L 55-63	Vanderbilt			0-7
J14	h	L 74-75	Mississippi State			0-8
J16	h	L 71-80	Mississippi			0-9
J20	a	L 56-80	Auburn			0-10
J23	a	L 65-84	Vanderbilt		19/NR	0-11
J25	a	L 66-77	Murray State			0-12
J30	h	L 61-68	Tennessee			0-13
F2	n2	L 48-99	Kentucky		1/1	0-14
F6	a	L 61-82	Alabama			0-15
F8	h	L 53-59	Auburn			0-16
F11	a	L 67-114	Furman			0-17
F13	h	L 54-89	Louisiana State		17/12	0-18
F15	h	L 57-59	Tulane			0-19
F17	a	L 61-69	Georgia			0-20
F18	h	W 58-53	South Carolina			1-20
F22	a	L 57-69	Tennessee			1-21
F27	h	W 80-63	Georgia			2-21
M1	a	L 59-67	Florida			2-22

a1-Montgomery, Ala.; n1-Gator Bowl Tournament (Jacksonville, Fla.); n2-Louisville, Ky.

ALL-TIME SCORES

1954-55 (12-13, SEC 7-7)

Home: 6-5, Away: 5-6, Neutral: 1-2

Date	Site		Result	Opponent	TR	OR	Rec
D18	h	W	74-57	Sewanee			1-0
D20	h	L	67-69	South Carolina			1-1
D28	n1	W	72-69	Idaho State (ot)			2-1
D30	n1	L	56-70	Canisius			2-2
J1	n1	L	62-68	Georgetown			2-3
J6	h	L	66-67	Sewanee			2-4
J8	a	W	59-58	Kentucky	1/1		3-4
J10	h	L	69-71	Vanderbilt			3-5
J13	a	L	95-111	Furman			3-6
J15	a	L	66-81	Mississippi			3-7
J17	a	W	90-71	Mississippi State			4-7
J22	a	L	63-83	Vanderbilt			4-8
J24	a	L	66-70	Georgia			4-9
J26	a	W	73-70	Auburn			5-9
J29	a	L	58-79	Tennessee			5-10
J31	h	W	65-59	Kentucky	1/1		6-10
F5	h	L	72-76	Alabama	13/nr		6-11
F7	h	W	75-67	Auburn			7-11
F12	a	W	79-72	Louisiana State (ot)			8-11
F14	a	L	48-64	Tulane			8-12
F17	h	W	75-54	Georgia			9-12
F19	a	W	87-84	South Carolina (ot)			10-12
F21	h	W	83-77	Tennessee	18/nr		11-12
F26	h	L	66-67	Georgia (2ot)			11-13
F28	h	W	88-68	Florida			12-13

n1-Queen City Tournament (Buffalo, N.Y.)

1955-56 (12-11, SEC 6-8)

Home: 6-2, Away: 4-7, Neutral: 2-2

Date	Site		Result	Opponent	TR	OR	Rec
D9	n1	L	76-88	North Carolina			0-1
D10	a	L	66-87	Duke			0-2
D17	h	W	75-62	Georgia			1-2
D29	n2	W	65-56	Westminister			2-2
D31	n2	W	86-82	Canisius			3-2
J2	n2	L	67-92	Xavier, Ohio			3-3
J7	a	L	51-104	Kentucky	6/6		3-4
J9	h	L	59-72	Vanderbilt	4/nr		3-5
J14	h	W	87-59	Mississippi State			4-5
J16	h	W	79-58	Mississippi			5-5
J18	a	W	85-75	Furman			6-5
J21	a	L	64-67	Vanderbilt	5/6		6-6
J28	h	W	73-72	Tennessee			7-6
J30	h	L	62-84	Kentucky	3/4		7-7
F4	a	L	60-93	Alabama	12/17		7-8
F7	a	L	74-77	Auburn (ot)			7-9
F11	h	W	79-77	Tulane			8-9
F13	h	W	97-74	Louisiana State			9-9
F16	a	W	72-68	Georgia (ot)			10-9
F18	a	W	79-74	South Carolina			11-9
F20	a	L	74-76	Tennessee			11-10
F25	a	W	81-72	Georgia			12-10
F27	a	L	48-66	Florida			12-11

n1-Charlotte Coliseum, Charlotte, N.C.; n2-Queen City Tournament (Buffalo, N.Y.)

Georgia Tech begins playing home games at Alexander Memorial Coliseum

1956-57 (18-8, SEC 9-5)

Home: 10-4, Away: 6-3, Neutral: 2-1

Date	Site		Result	Opponent	TR	OR	Rec
N30	h	L	61-71	Duke			0-1
D4	h	W	67-64	Murray State			1-1
D6	h	W	93-74	Furman			2-1
D15	h	W	76-69	Texas A&M			3-1
D18	h	W	80-58	Georgia			4-1
D20	h	L	83-90	South Carolina			4-2
D27	n1	L	78-102	Marquette#			4-3
D28	n1	W	75-72	Idaho State#	20/nr		5-3
D29	n1	W	79-66	Texas Tech#			6-3
J3	h	W	95-54	Howard College			7-3
J5	a	L	72-95	Kentucky	3/3		7-4
J7	h	L	73-81	Vanderbilt	9/11		7-5
J12	a	W	80-77	Mississippi State			8-5
J14	a	W	82-78	Mississippi			9-5
J19	a	L	74-93	Vanderbilt	10/10		9-6
J22	a	W	81-74	Auburn			10-6
J26	a	W	84-77	Tennessee			11-6
J28	h	L	65-76	Kentucky	5/3		11-7
F2	h	W	92-67	Alabama			12-7
F4	h	W	76-67	Auburn (ot)			13-7
F9	a	L	67-73	Tulane			13-8
F11	a	W	87-60	Louisiana State			14-8
F14	a	W	67-65	Georgia			15-8
F19	h	W	87-85	Tennessee			16-8
F23	h	W	74-60	Georgia			17-8
F25	h	W	64-57	Florida			18-8

n1-All-College Tournament (Oklahoma City, Okla.)

1957-58 (15-11, SEC 7-7)

Home: 12-4, Away: 1-7, Neutral: 2-0

Date	Site		Result	Opponent	TR	OR	Rec
D3	h	W	74-52	Davidson			1-0
D5	h	W	73-62	Alabama			2-0
D7	a	L	64-70	South Carolina			2-1
D14	h	L	64-67	Texas Tech (ot)			2-2
D16	h	W	61-59	Baylor			3-2
D19	h	L	68-69	Georgia (ot)			3-3
D20	h	L	59-70	Virginia Tech			3-4
D27	n1	W	67-58	Marquette			4-4
D28	n1	W	70-66	Detroit			5-4
J2	h	W	74-64	Furman			6-4
J4	a	L	60-76	Kentucky	10/15		6-5
J11	h	W	78-61	Mississippi State	5/11		7-5
J13	h	W	76-67	Mississippi			8-5
J18	h	W	81-60	Vanderbilt			9-5
J20	h	W	72-59	Georgia			10-5
J22	h	L	72-80	Auburn			10-6
J25	h	W	82-79	Tennessee	16/18		11-6
J27	h	W	71-52	Kentucky	9/12		12-6
F1	a	L	72-74	Alabama (2 ot)			12-7
F3	a	L	78-99	Auburn			12-8
F8	h	W	69-53	Tulane	19/nr		13-8
F10	h	W	88-61	Louisiana State	19/nr		14-8
F18	a	L	65-84	Tennessee	20/nr		14-9
F22	a	L	59-62	Georgia			14-10
F24	a	W	62-61	Florida (ot)			15-10
M1	a	L	59-60	Vanderbilt			15-11

n1-Motor City Classic (Detroit, Mich.)

1958-59 (17-9, SEC 9-5)

Home: 10-4, Away: 7-5, Neutral: 0-0

Date	Site		Result	Opponent	TR	OR	Rec
D1	h	L	64-72	Georgia Teachers College			0-1
D4	h	W	65-56	Baylor			1-1
D6	a	L	57-71	Louisville			1-2
D11	h	W	73-66	Georgia			2-2
D13	a	W	82-77	Furman			3-2
D20	h	W	92-62	South Carolina			4-2
D22	h	W	110-78	Wyoming			5-2
D27	a	L	79-90	St. Louis	16/nr		5-3
D30	a	W	89-76	Alabama			6-3
J3	a	L	62-72	Kentucky	1/1		6-4
J7	a	W	66-62	Georgia			7-4
J10	a	L	67-75	Mississippi State	12/15		7-5
J12	a	W	89-70	Mississippi			8-5
J17	h	W	80-61	Vanderbilt	nr/19		9-5
J21	a	L	55-66	Auburn	5/6		9-6
J24	h	L	71-84	Tennessee			9-7
J26	h	L	70-94	Kentucky	1/1		9-8
J31	h	W	66-53	Alabama			10-8
F3	h	L	40-51	Auburn	4/7		10-9
F7	a	W	77-67	Tulane			11-9
F9	a	W	64-63	Louisiana State			12-9
F14	h	W	71-65	Oklahoma City (3ot)	14/19		13-9
F17	h	W	59-49	Tennessee			14-9
F21	h	W	82-62	Georgia			15-9
F23	h	W	76-72	Florida			16-9
F28	a	W	71-67	Vanderbilt			17-9

1959-60 (22-6, SEC 11-3)

Home: 13-1, Away: 8-4, Neutral: 1-1

NCAA Sweet 16 • SEC Runner-up

Date	Site		Result	Opponent	TR	OR	Rec
D1	a	W	59-49	Duke			1-0
D3	h	W	91-63	Furman			2-0
D5	h	W	68-56	Louisville			3-0
D8	h	W	69-53	Alabama	na/15		4-0
D10	a	W	70-64	South Carolina	na/15		5-0
D19	h	W	80-53	NC State	na/12	na/16	6-0
D21	a	L	71-80	Southern Methodist	na/12		6-1
D22	a	W	63-60	Texas Tech	8/8		7-1
D31	a	W	83-65	Georgia	10/17		8-1
J2	a	W	62-54	Kentucky	10/17	13/14	9-1
J9	h	W	82-60	Mississippi State	6/8		10-1
J11	h	W	91-66	Mississippi	6/8		11-1
J13	h	W	80-64	Georgia	6/6		12-1
J16	h	W	74-66	Vanderbilt (ot)	6/6		13-1
J19	h	L	59-66	Auburn	6/6		13-2
J23	h	W	74-69	Tennessee	6/6		14-2
J25	h	W	65-44	Kentucky	6/6	16/15	15-2
J30	a	W	60-48	Alabama	6/6		16-2
F2	a	L	45-48	Auburn	6/6		16-3
F6	h	W	74-55	Tulane	6/6		17-3
F8	h	W	76-56	Louisiana State	6/6		18-3
F13	h	W	66-53	Georgia Southern	6/8		19-3
F16	a	L	56-57	Tennessee	6/8		19-4
F20	a	W	69-68	Georgia	6/8		20-4
F22	a	W	69-55	Florida (ot)	6/8		21-4
F27	a	L	57-62	Vanderbilt	6/8		21-5
M11	n1	W	57-54	Ohio University	13/8		22-5
M12	n1	L	69-86	Ohio State	13/8	3/3	22-6

n1-NCAA Mideast Regional (Freedom Hall, Louisville, Ky.)

1960-61 (13-13, SEC 6-8)

Home: 9-3, Away: 3-8, Neutral: 1-2

Date	Site		Result	Opponent	TR	OR	Rec
D1	h	W	74-56	Georgia			1-0
D3	h	W	80-54	Furman			2-0
D9	h	W	67-64	Southern Methodist	na/12		3-0
D12	a1	L	65-74	Louisville	na/12		3-1
D13	n1	L	62-67	Utah State	15/12		3-2
D17	a	L	76-82	NC State	15/12	10/nr	3-3
D19	h	L	48-61	Duke	15/12	7/12	3-4
D29	n2	W	54-51	Georgia			4-4
D30	n2	L	60-63	Navy			4-5
J3	h	W	85-65	South Carolina			5-5
J7	a	L	79-89	Kentucky			5-6
J11	a	W	89-80	Georgia (ot)			6-6
J14	a	L	67-69	Mississippi			6-7
J16	a	L	61-62	Mississippi State (ot)			6-8
J21	h	L	56-69	Vanderbilt			6-9
J24	a	W	48-43	Auburn (ot)			7-9
J28	a	L	60-65	Tennessee			7-10
J30	h	W	62-60	Kentucky			8-10
F4	h	W	57-49	Alabama			9-10
F7	h	L	36-38	Auburn			9-11
F11	a	L	50-63	Louisiana State			9-12
F13	a	W	81-79	Tulane			10-12
F21	h	W	60-59	Tennessee			11-12
F25	h	W	83-71	Georgia			12-12
F27	h	W	52-50	Florida			13-12
M4	a	L	59-79	Vanderbilt	nr/18		13-13

n1 & a1-Bluegrass Invitational (Freedom Hall, Louisville, Ky.); n2-Gator Bowl Tournament (Jacksonville, Fla.)

1961-62 (10-16, SEC 4-10)

Home: 8-7, Away: 2-8, Neutral: 0-1

Date	Site		Result	Opponent	TR	OR	Rec
D1	a	L	55-67	Southern Methodist			0-1
D2	a	L	80-84	Rice			0-2
D6	h	W	72-56	William & Mary			1-2
D9	h	L	67-70	Georgia			1-3
D20	h	W	57-44	Baylor			2-3
D21	h	W	58-57	Missouri			3-3
D29	a1	W	72-65	Furman			4-3
D30	n1	L	42-72	Arkansas			4-4
J2	h	L	62-64	Navy (ot)			4-5
J6	a	L	70-89	Kentucky	3/5		4-6
J11	h	W	68-62	Georgia			5-6
J13	h	L	55-60	Mississippi			5-7
J15	h	L	56-57	Mississippi State	7/11		5-8
J20	h	W	71-66	Vanderbilt			6-8
J23	h	L	40-52	Auburn			6-9
J27	a	W	66-65	Tennessee (ot)			7-9
J29	h	L	62-71	Kentucky	2/3		7-10
F3	a	L	70-76	Alabama			7-11
F5	a	L	39-48	Auburn			7-12
F10	h	L	51-52	Louisiana State			7-13
F12	h	W	77-74	Tulane (ot)			8-13
F17	h	W	59-50	Louisville			9-13
F20	h	W	67-50	Tennessee			10-13
F24	a	L	61-68	Georgia			10-14
F26	a	L	75-82	Florida (ot)			10-15
M3	a	L	74-88	Vanderbilt			10-16

n1 & a1-Poinsettia Tournament (Greenville, S.C.)

1962-63 (21-5, SEC 10-4)

Home: 13-1, Away: 6-4, Neutral: 2-0

SEC Runner-up

Date	Site		Result	Opponent	TR	OR	Rec
N30	h	W	81-63	Rice			1-0
D3	a	W	80-79	Furman (ot)			2-0
D6	h	W	73-56	Southern Methodist			3-0
D17	a	W	58-55	Alabama			4-0
D19	h	W	84-71	NC State			5-0
D27	n1	W	73-72	Virginia Tech (ot)	nr/18	nr/14	6-0
D28	n1	W	63-61	Florida	nr/18		7-0
J2	h	W	61-48	Air Force	nr/13		8-0
J5	a	W	86-85	Kentucky (2ot)	nr/13	6/7	9-0
J9	a	W	72-70	Georgia	7/7		10-0
J12	a	W	73-71	Mississippi (ot)	7/7	nr/8	11-0
J14	a	L	69-81	Mississippi State	7/6	nr/8	11-1
J19	h	W	70-55	Florida State	7/6		12-1
J22	h	W	69-64	Auburn	7/6	nr/16	13-1
J26	h	W	73-69	Tennessee	7/6		14-1
J28	h	W	66-62	Kentucky	6/6		15-1
F2	h	W	74-58	Alabama	6/6		16-1
F4	h	W	50-49	William & Mary	6/6		17-1
F8	a	L	69-77	Tulane (ot)	6/6		17-2
F9	a	L	54-56	Louisiana State	6/6		17-3
F13	h	W	69-62	Vanderbilt	10/9		18-3

ALL-TIME SCORES

F16	h	L	73-78	Louisville	10/9	18-4
F19	a	W	72-60	Tennessee	nr/10	19-4
F23	h	W	66-58	Georgia (ot)	nr/10	20-4
F25	h	W	89-69	Florida	nr/10	21-4
M2	a	L	74-75	Vanderbilt	10/12	21-5

n1-Gator Bowl Tournament (Jacksonville, Fla.)

1963-64 (17-9, SEC 9-5)

Home: 14-0, Away: 2-8, Neutral: 1-1

SEC Runner-up

Date	Site		Result	Opponent	TR	OR	Rec
D2	h	W	73-65	Georgia			1-0
D4	h	W	92-69	Furman			2-0
D16	a	L	79-84	Rice (ot)			2-1
D17	a	L	75-97	Southern Methodist			2-2
D21	h	W	96-71	Georgetown			3-2
D27	n1	W	84-83	Marquette			4-2
D28	n1	L	84-104	Wisconsin			4-3
D31	h	W	88-73	Navy			5-3
J4	h	W	76-67	Kentucky	1/1		6-3
J8	h	W	87-73	South Carolina			7-3
J11	h	W	69-54	Mississippi			8-3
J13	h	W	59-45	Mississippi State			9-3
J18	a	L	59-68	Louisville			9-4
J21	h	W	71-55	Georgia			10-4
J25	a	L	62-79	Kentucky	5/4		10-5
J27	a	L	63-83	Tennessee			10-6
F1	a	W	93-81	Alabama			11-6
F3	a	W	62-57	Auburn			12-6
F7	h	W	51-49	Louisiana State			13-6
F8	h	W	92-68	Tulane			14-6
F12	h	W	75-71	Vanderbilt (ot)	7/7		15-6
F15	h	W	77-73	Florida State (ot)			16-6
F18	h	W	47-45	Tennessee	nr/17		17-6
F22	a	L	68-81	Georgia			17-7
F24	a	L	73-92	Florida			17-8
F29	a	L	89-103	Vanderbilt	nr/13		17-9

n1-Milwaukee Classic, Milwaukee, Wis.

Georgia Tech leaves Southeastern Conference

1964-65 (14-11)

Home: 10-3, Away: 4-6, Neutral: 0-2

Date	Site		Result	Opponent	TR	OR	Rec
D1	h	L	52-60	Auburn			0-1
D3	h	W	83-75	Southern Methodist			1-1
D5	h	W	71-56	Rice			2-1
D7	h	L	52-66	Tennessee			2-2
D9	a	W	83-65	Mississippi State			3-2
D19	a	L	66-79	Georgia			3-3
D21	h	W	91-73	William & Mary			4-3
D29	n1	L	71-77	Louisville			4-4
D30	n1	L	90-95	Texas Tech			4-5
J2	a	L	68-73	Ohio State			4-6
J6	h	W	84-71	Sewanee			5-6
J9	a	W	96-85	Furman			6-6
J12	h	L	78-97	Wake Forest			6-7
J16	a	W	66-63	Louisville			7-7
J18	h	W	82-71	VMI			8-7
J20	a	L	65-72	Florida State			8-8
J23	a	L	48-55	Tennessee	nr/13		8-9
J25	h	W	75-73	Mississippi State			9-9
J29	h	W	93-83	Arkansas			10-9
F3	h	W	93-78	Clemson			11-9
F5	h	L	69-82	Phillips Oilers			exh
F9	h	W	73-62	Georgia			12-9
F13	a	L	68-97	NC State	nr/18		12-10
F15	h	W	77-76	Florida State			13-10
F20	a	L	66-91	Georgia			13-11
F26	a	W	59-54	Auburn			14-11

n1-Sugar Bowl Tournament, New Orleans, La.

1965-66 (13-13)

Home: 10-4, Away: 2-8, Neutral: 1-1

Date	Site		Result	Opponent	TR	OR	Rec
D1	h	W	112-87	Texas Christian			1-0
D4	a	L	73-83	Southern Methodist			1-1
D6	a	W	96-87	Rice			2-1
D9	h	L	65-76	Georgia			2-2
D18	h	L	74-79	Auburn			2-3
D20	h	L	69-93	NC State	nr/19		2-4
D22	h	W	92-73	William & Mary			3-4
D27	n1	L	48-54	Louisville			3-5
D28	n1	W	83-40	Boston University			4-5
J4	h	W	89-77	Pittsburgh			5-5
J6	h	W	87-72	Clemson			6-5
J8	a	L	80-96	Wake Forest			6-6
J15	h	W	86-73	VMI			7-6
J19	h	W	89-56	Georgia			8-6
J22	a	L	48-83	Tennessee	nr/20		8-7
J28	h	W	88-75	Arkansas			9-7
J31	a	L	66-71	Florida State			9-8
F5	a	W	75-61	Notre Dame			10-8
F8	h	W	110-68	Furman			11-8
F12	a	L	93-102	NC State			11-9
F14	h	W	95-88	Florida State			12-9
F17	h	W	99-85	Tulane			13-9
F19	a	L	73-90	Auburn			13-10
F22	a	L	90-106	Clemson			13-11
F26	a	L	61-67	Georgia			13-12
F28	h	L	47-58	Tennessee			13-13

n1-Hurricane Classic; Miami, Fla.

1966-67 (17-9)

Home: 12-2, Away: 4-6, Neutral: 1-1

Date	Site		Result	Opponent	TR	OR	Rec
D1	h	W	87-70	Southern Methodist			1-0
D3	h	W	87-61	Rice			2-0
D7	a	L	87-89	Georgia			2-1
D19	h	W	93-75	Brown			3-1
D21	h	W	78-76	Auburn (ot)			4-1
D28	n1	W	101-70	Michigan			5-1
D29	a1	L	72-91	UCLA	1/1		5-2
D30	n1	L	71-83	Illinois			5-3
J5	h	L	55-76	Clemson			5-4
J7	h	L	91-99	Tulane			5-5
J10	a	L	68-69	Furman (ot)			5-6
J14	h	W	102-85	NC State			6-6
J16	h	W	84-73	Ohio State			7-6
J21	h	W	79-53	Georgia			8-6
J24	a	W	88-77	Clemson			9-6
J28	a	W	75-68	Florida State			10-6
J30	h	W	91-57	Mercer			11-6
F1	a	L	48-59	Tennessee	nr/13		11-7
F4	h	W	102-87	Notre Dame			12-7
F6	a	W	81-71	Jacksonville			13-7
F11	h	W	82-80	North Carolina	2/2		14-7
F15	a	W	87-79	Georgia			15-7
F18	a	L	71-74	Tulane			15-8
F22	a	L	61-65	NC State			15-9
F25	h	W	102-84	Florida State			16-9
F27	h	W	90-84	Miami, Fla.			17-9

n1, a1-Bruin Classic (Pauley Pavilion, Los Angeles, Calif.)

1967-68 (12-13)

Home: 9-4, Away: 3-6, Neutral: 0-3

Date	Site		Result	Opponent	TR	OR	Rec
D2	a	W	84-70	Rice			1-0
D4	a	W	77-74	Southern Methodist			2-0
D7	h	W	86-78	Georgia			3-0
D16	h	L	52-63	Auburn			3-1
D21	h	W	70-67	Texas Christian			4-1
D28	n1	L	54-65	Illinois			4-2
D30	n1	L	71-96	Loyola-Chicago			4-3
J2	h	L	78-79	Yale			4-4
J6	h	W	100-81	Tulane			5-4
J8	a	L	53-63	Jacksonville			5-5
J17	h	W	68-61	Furman			6-5
J20	h	L	57-73	Florida State			6-6
J22	a	L	55-66	Ohio State			6-7
J27	n2	L	54-82	North Carolina	3/3		6-8
J30	h	W	90-70	VMI			7-8
F1	h	W	99-64	Clemson			8-8
F7	a	L	75-79	West Virginia			8-9
F10	h	W	97-67	Wofford			9-9
F12	h	W	97-77	Jacksonville			10-9
F15	a	L	76-89	Georgia			10-10
F17	h	W	60-55	Army			11-10
F20	h	L	69-71	Tennessee (2ot)	nr/11		11-11
F24	a	L	67-72	Florida State			11-12
F28	a	W	80-51	Clemson			12-12
M2	a	L	77-88	Tulane			12-13

n1-Chicago Classic (Chicago, Ill.); n2-Charlotte (N.C.) Coliseum

1968-69 (12-13)

Home: 8-4, Away: 3-8, Neutral: 1-1

Date	Site		Result	Opponent	TR	OR	Rec
N30	a	L	72-76	Clemson			0-1
D3	h	W	87-59	Southern Methodist			1-1
D5	a	L	74-84	Georgia			1-2
D17	a	L	59-72	Tennessee			1-3
D20	a1	L	71-75	UTEP			1-4
D21	n1	L	57-59	Oklahoma City			1-5
J2	h	W	98-77	Tampa			2-5
J6	h	L	62-71	Jacksonville			2-6
J8	h	W	72-66	Clemson			3-6
J14	h	L	70-101	North Carolina	2/2		3-7
J18	a	W	67-59	Mercer			4-7
J20	h	L	66-73	Ohio State	13/nr		4-8
J23	h	W	75-56	Rice			5-8
J25	h	W	85-59	Hawaii			6-8
J28	a	W	72-63	Furman			7-8
J30	a	L	52-71	Notre Dame	nr/16		7-9
F5	n2	W	87-74	VMI			8-9
F8	a	L	67-73	Jacksonville			8-10
F10	h	W	88-67	Air Force			9-10
F13	h	W	73-66	Georgia			10-10
F15	h	W	90-79	Tulane			11-10
F18	a	W	84-76	Florida State			12-10
F22	h	L	80-98	Florida State			12-11
F24	a	L	85-87	Auburn			12-12
M1	a	L	77-80	Tulane			12-13

n1, a1-Sun Bowl Tournament (El Paso, Texas); n2 - Salem, Va.

1969-70 (17-10)

Home: 10-2, Away: 4-6, Neutral: 3-2

Date	Site		Result	Opponent	TR	OR	Rec
D1	h	W	72-49	Virginia			1-0
D3	h	W	92-80	Georgia			2-0
D6	h	W	68-54	Oklahoma City			3-0
D9	a	W	87-57	Rice			4-0
D10	a	L	66-77	Southern Methodist			4-1
D22	h	W	97-76	Samford			5-1
D27	a1	L	90-121	UCLA	2/2		5-2
D29	n1	L	65-87	Indiana			5-3
J5	h	W	100-71	Southern Illinois			6-3
J7	h	W	96-84	Clemson			7-3
J10	h	W	78-72	Tulane			8-3
J15	h	W	88-61	Furman			9-3
J17	h	W	86-74	Auburn			10-3
J19	a	L	78-88	Clemson			10-4
J24	h	L	83-89	Florida State	18/nr		10-5
J26	a	L	71-74	Ohio State			10-6
J31	a	W	51-48	Air Force			11-6
F4	a	L	69-74	Georgia			11-7
F9	a	W	92-62	Pittsburgh			12-7
F13	n2	W	89-77	NC State	5/6		13-7
F14	n2	W	104-95	North Carolina	10/8		14-7
F17	h	W	101-62	Georgia State			15-7
F21	a	L	80-97	Florida State	8/11		15-8
F23	a	W	86-76	Tulane			16-8
F26	h	L	81-86	Jacksonville	6/6		16-9
M13	n3	W	78-68	Duquesne			17-9
M16	n3	L	55-56	St. John's			17-10

n1, a1-Bruin Classic (Pauley Pavilion, Los Angeles, Calif.); n2-North-South Doubleheader (Charlotte Coliseum, Charlotte, N.C.); n3-National Invitation Tournament (Madison Square Garden, New York, N.Y.)

1970-71 (23-9)

Home: 11-2, Away: 7-4, Neutral: 5-3

NIT Runner-up

Date	Site		Result	Opponent	TR	OR	Rec
D2	h	W	91-77	Southern Methodist			1-0
D4	a	W	97-88	Georgia			2-0
D5	a	W	74-73	Oklahoma City			3-0
D19	a1	W	87-76	Auburn			4-0
D22	h	W	72-58	UNC Charlotte			5-0
D28	n1	W	69-58	Florida			6-0
D29	n1	L	68-70	St. Bonaventure	13/nr		6-1
J2	h	W	82-72	Rice			7-1
J4	h	W	99-52	Maine			8-1
J6	h	W	72-55	Clemson			9-1
J9	a	W	77-67	Tulane			10-1
J12	h	L	71-84	Kansas	8/8		10-2
J14	h	W	90-81	Auburn			11-2
J16	a	L	84-89	Virginia			11-3
J20	a	W	74-64	Clemson			12-3
J23	a	W	85-67	Florida State			13-3
J30	a	L	69-89	Southern Illinois			13-4
F3	h	W	90-77	Georgia			14-4
F6	h	W	83-53	Air Force			15-4
F8	h	L	76-81	Florida State			15-5
F12	n2	L	58-87	North Carolina	11/11		15-6
F13	n2	W	73-66	NC State			16-6
F19	a	L	61-63	Hawaii			16-7
F20	a	L	62-91	Hawaii			16-8
F26	h	W	99-72	Tampa			17-8
F27	a	W	81-66	Furman			18-8
M1	h	W	102-74	Tulane			19-8
M6	h	W	78-61	Pittsburgh			20-8
M20	n3	W	70-67	LaSalle			21-8
M24	n3	W	78-70	Michigan			22-8
M25	n3	W	76-71	St. Bonaventure (2ot)			23-8
M27	n3	L	64-84	North Carolina	13/13		23-9

a1-Birmingham, Ala.; n1-Gator Bowl Tournament (Jacksonville, Fla.); n2-North-South Doubleheader (Charlotte Coliseum, Charlotte, N.C.); n3-National Invitation Tournament (Madison Square Garden, New York, N.Y.)

ALL-TIME SCORES

1971-72 (6-20)

Home: 6-5, Away: 0-11, Neutral: 0-4

Date	Site	Result	Opponent	TR	OR	Rec
D1	h	L 55-63	Ohio State		4/4	0-1
D11	h	L 62-76	Auburn			0-2
D18	a	L 70-93	SMU			0-3
D20	h	W 83-71	William & Mary			1-3
D22	h	W 108-91	Furman			2-3
D29	n1	L 66-91	Davidson			2-4
D30	n1	L 64-91	Rutgers			2-5
J5	h	L 57-66	Clemson			2-6
J8	h	L 85-90	Alabama			2-7
J12	a	L 74-87	Rice			2-8
J17	h	W 82-62	Notre Dame			3-8
J20	h	W 94-78	Tulane			4-8
J22	h	L 69-71	Florida State			4-9
J25	a	L 68-99	Alabama			4-10
J29	a	L 70-83	Clemson			4-11
F2	h	W 82-78	Georgia			5-11
F5	a	L 53-75	Air Force			5-12
F7	a	L 65-93	Kansas			5-13
F11	n2	L 70-87	NC State			5-14
F12	n2	L 73-118	North Carolina		3/3	5-15
F15	a	L 77-91	Auburn			5-16
F19	a	L 50-108	Florida State		14/11	5-17
F23	a	L 66-87	North Carolina		5/3	5-18
F26	h	W 80-74	Randolph-Macon			6-18
F28	a	L 74-78	Tulane			6-19
M2	h	W 88-87	Athletes In Action			exh
M7	a	L 78-93	Georgia			6-20

n1-Charlotte Invitational (Charlotte Coliseum, Charlotte, N.C.); n2-North-South Doubleheader (Charlotte Coliseum, Charlotte, N.C.)

1972-73 (7-18)

Home: 6-7, Away: 1-8, Neutral: 0-3

Date	Site	Result	Opponent	TR	OR	Rec
N25	h	W 90-83	Auburn			1-0
N28	a	L 77-86	Clemson			1-1
D11	a	L 73-89	Alabama			1-2
D16	a	L 69-78	Florida			1-3
D18	a	L 60-63	William & Mary			1-4
D22	h	L 68-69	Tulane			1-5
D29	a1	L 55-90	Maryland		2/4	1-6
D30	n1	L 87-102	Bowling Green			1-7
J6	h	W 85-82	Hawaii (ot)			2-7
J8	h	W 69-65	Rice			3-7
J15	h	L 79-85	Ohio State			3-8
J22	h	L 83-89	Alabama		11/16	3-9
J27	h	W 88-86	Duke			4-9
J31	a	L 78-87	Georgia			4-10
F3	h	L 57-74	Clemson			4-11
F5	h	L 85-87	Florida (ot)			4-12
F9	n2	L 72-107	North Carolina		6/6	4-13
F10	n2	L 94-118	NC State		2/2	4-14
F17	h	L 70-81	Stetson			4-15
F19	h	W 81-66	UNC Charlotte			5-15
F26	a	L 69-79	Auburn			5-16
F28	h	L 82-102	Oklahoma City			5-17
M2	a	W 87-83	Tulane			6-17
M6	h	W 77-67	Georgia			7-17
M10	a	L 73-77	Georgia State			7-18

n1, a1-Maryland Invitational (Cole Field House, College Park, Md.); n2-North-South Doubleheader (Charlotte Coliseum, Charlotte, N.C.)

Dwane Morrison



South Carolina '54
Record: 91-122 (.427)
1974-1981 (8 seasons)

1973-74 (5-21)

Home: 4-10, Away: 1-7, Neutral: 0-4

Date	Site	Result	Opponent	TR	OR	Rec
N30	h	L 64-88	Alabama		18/na	0-1
D13	h	L 86-88	Auburn			0-2
D15	a	L 61-63	Clemson			0-3
D18	h	L 77-85	Mississippi State			0-4
D27	n1	L 80-108	Baylor			0-5
D28	n1	L 95-101	Yale			0-6
J2	h	L 68-70	Florida			0-7
J4	h	W 73-69	Wisconsin-LaCrosse			1-7
J7	a	L 71-89	Ohio State			1-8
J10	h	W 70-62	St. Bernard			2-8
J12	h	W 82-76	Newberry			3-8
J16	h	L 66-75	Georgia			3-9
J19	a	L 90-96	Tulane			3-10
J23	a	L 74-79	Alabama		9/10	3-11
J28	h	L 85-102	Mercer			3-12
J31	h	L 86-98	Southern Mississippi			3-13
F2	h	W 73-61	Georgia State			4-13
F8	n2	L 54-98	NC State		2/2	4-14
F9	n2	L 70-108	North Carolina		4/4	4-15
F13	h	L 73-82	South Carolina		14/14	4-16
F16	a	L 60-70	Duke			4-17
F20	h	L 70-71	Tulane			4-18
F23	a	L 71-94	Oklahoma City			4-19
F27	a	L 70-92	Auburn			4-20
M2	h	L 58-71	Clemson			4-21
M7	a	W 97-95	Georgia (ot)			5-21

n1-Old Dominion Invitational (The Scope, Norfolk, Va.); n2-North-South Doubleheader (Charlotte Coliseum, Charlotte, N.C.)

1974-75 (11-15)

Home: 8-5, Away: 2-8, Neutral: 1-2

Date	Site	Result	Opponent	TR	OR	Rec
N29	a	L 67-86	Georgia			0-1
D9	a	L 76-91	Alabama		11/na	0-2
D13	h	W 80-74	Georgia State			1-2
D17	a	L 86-94	Southern Mississippi			1-3
D19	a	W 64-61	Mississippi State			2-3
D23	a	L 67-75	Ohio State			2-4
D27	a1	L 67-105	Maryland		5/7	2-5
D28	n1	W 70-61	St. Bonaventure (ot)			3-5
J2	a	L 69-90	Florida			3-6
J4	a	W 70-68	Mercer			4-6
J10	h	W 73-72	Boston University			5-6
J15	h	L 75-87	Auburn			5-7
J17	h	W 75-74	Wofford			6-7
J22	h	L 80-97	Alabama		6/6	6-8
J24	h	W 89-84	Presbyterian (ot)			7-8
J28	h	L 73-80	Pan American			7-9
J31	h	W 91-80	Mercer			8-9
F3	h	W 78-75	Samford (ot)			9-9
F7	n2	L 66-101	NC State		6/6	9-10
F8	n2	L 81-111	North Carolina		12/11	9-11
F11	h	W 89-82	College of Charleston			10-11
F19	h	L 69-85	Clemson		16/nr	10-12
F22	a	L 86-107	Duke			10-13
F24	h	W 74-69	Tulane			11-13
M1	a	L 47-58	South Carolina			11-14
M5	h	L 73-77	Georgia			11-15

n1, a1-Maryland Invitational (Cole Field House, College Park, Md.); n2-North-South Doubleheader (Charlotte Coliseum, Charlotte, N.C.)

Georgia Tech enters Metro Conference

1975-76 (13-14, Metro 0-1)

Home: 9-4, Away: 0-6, Neutral: 4-4

Date	Site	Result	Opponent	TR	OR	Rec
N28	h	W 59-57	Georgia			1-0
D8	a	L 53-68	VMI			1-1
D10	a	L 65-93	Maryland		2/3	1-2
D16	h	W 85-60	Davidson			2-2
D19	a1	L 64-66	Kentucky		20/nr	2-3
D20	n1	L 70-85	Arizona State		19/18	2-4
D29	a2	W 98-81	Furman			3-4
D30	n2	L 87-94	Rutgers		14/16	3-5
J3	n3	W 72-68	Davidson			4-5
J6	a	L 63-69	Georgia			4-6
J9	h	L 71-91	Duke			4-7
J13	h	W 79-54	East Tennessee State			5-7
J17	a	L 58-59	Tulane			5-8
J21	h	L 62-69	Georgia State			5-9
J24	h	W 71-61	Newberry			6-9
J26	h	L 44-55	Marquette		3/2	6-10
J29	h	W 87-61	Presbyterian			7-10
F2	h	W 66-56	VMI			8-10
F6	n4	L 74-79	North Carolina		4/3	8-11
F7	n4	W 78-67	NC State		10/10	9-11
F11	a	L 51-72	Auburn			9-12
F19	h	W 65-60	Southern Mississippi			10-12
F21	h	W 58-56	The Citadel			11-12
F23	h	L 55-63	South Carolina			11-13
F28	h	W 91-52	College of Charleston			12-13
M4	n5	W 74-68	Tulane			13-13
M5	n5	L 60-71	Cincinnati		13/18	13-14

n1, a1-Kentucky Invitational (Memorial Coliseum, Lexington, Ky.); n2, a2-Poinsettia Tournament (Greenville, S.C.); n3-Charlotte Coliseum, Charlotte, N.C.; n4-North-South Doubleheader (Charlotte Coliseum, Charlotte, N.C.); n5-Metro Tournament (Freedom Hall, Louisville, Ky.)

1976-77 (18-10, Metro 3-3)

Home: 12-1, Away: 3-5, Neutral: 3-4

Date	Site	Result	Opponent	TR	OR	Rec
N26	a	W 64-43	Georgia			1-0
D10	n1	L 72-88	Idaho State			1-1
D11	n1	W 80-79	Columbia			2-1
D13	h	W 74-72	St. Francis, Pa.			3-1
D15	h	W 59-44	Davidson			4-1
D18	h	W 62-54	East Tennessee State			5-1
D22	a	L 57-64	Tulane			5-2
J3	a	L 45-63	Marquette		12/14	5-3
J5	h	W 97-76	College of Charleston			6-3
J8	a	L 69-98	Clemson		16/15	6-4
J10	h	W 74-54	Georgia State			7-4
J14	h	W 71-59	St. Louis			8-4
J17	h	W 89-82	Memphis State		18/nr	9-4
J22	a	W 63-59	The Citadel			10-4
J27	h	L 51-60	Georgia			10-5
J29	h	W 89-62	Tulane			11-5
J31	h	W 81-37	Wofford			12-5
F4	n2	L 74-97	North Carolina		13/12	12-6
F5	n2	L 71-81	NC State			12-7
F9	h	W 82-63	Presbyterian			13-7
F12	a	L 73-84	Cincinnati		12/11	13-8
F15	h	W 90-64	The Citadel			14-8
F19	a	W 47-45	South Carolina			15-8
F21	h	W 63-57	UNC-Wilmington			16-8
F25	a	L 80-91	Louisville		10/10	16-9
M3	n3	W 72-67	Florida State			17-9
M4	n3	W 56-55	Louisville		10/9	18-9
M5	n3	L 61-74	Cincinnati		14/20	18-10

n1-Marshall Invitational (Huntington, W.Va.); n2-North-South Doubleheader (Charlotte Coliseum, Charlotte, N.C.); n3-Metro Tournament (Mid-South Coliseum, Memphis, Tenn.)

1977-78 (15-12, Metro 6-6)

Home: 10-3, Away: 2-8, Neutral: 3-1

Date	Site	Result	Opponent	TR	OR	Rec
N25	h	W 75-58	Georgia			1-0
N28	h	W 77-67	UNC-Wilmington			2-0
N30	h	W 84-69	Troy State			3-0
D3	h	W 82-55	Georgia State			4-0
D13	h	W 94-54	DePauw			5-0
D16	n1	W 64-57	Oregon			6-0
D17	a1	L 63-65	Dayton			6-1
D21	a	L 78-79	Davidson			6-2
D28	n2	W 73-67	St. John's			7-2
D29	a2	L 63-65	Maryland		14/14	7-3
J2	h	W 59-56	Cincinnati		11/11	8-3
J9	h	W 94-65	Southern Mississippi			9-3
J11	a	L 64-68	Georgia			9-4
J14	a	L 84-90	Louisville		9/8	9-5
J16	a	W 75-70	Tulane			10-5
J21	a	W 92-79	St. Louis			11-5
J24	h	L 62-65	Memphis State			11-6
J28	h	W 57-49	St. Louis			12-6
F1	h	L 72-77	Auburn			12-7
F9	a	L 67-75	Cincinnati			12-8
F11	h	W 63-58	Tulane			13-8
F14	h	W 69-59	Louisville			14-8
F18	a	L 59-61	Memphis State			14-9
F21	a	L 72-78	Florida State		12/10	14-10
F25	h	L 82-85	Florida State		12/10	14-11
M2	n3	W 39-38	Cincinnati		nr/18	15-11
M3	n3	L 69-71	Florida State		nr/18 11/11	15-12

n1, a1-Dayton Invitational (Dayton Arena, Dayton, Ohio); n2-Maryland Invitational (Cole Field House, College Park, Md.); n3-Metro Tournament (Riverfront Coliseum, Cincinnati, Ohio)

Georgia Tech leaves Metro Conference

1978-79 (17-9)

Home: 13-1, Away: 3-8, Neutral: 1-0

Date	Site	Result	Opponent	TR	OR	Rec
N24	a	L 73-78	Seton Hall			0-1
N27	h	W 111-54	Baptist College			1-1
D1	h	W 75-51	Georgia			2-1
D12	h	W 70-49	Biscayne			3-1
D14	h	W 108-63	Tennessee Tech			4-1
D16	a	L 76-86	East Tennessee State			4-2
D21	a1	L 57-60	Auburn			4-3
D29	n1	W 83-81	Brigham Young			5-3
D30	a2	L 56-57	Minnesota			5-4
J2	a	L 71-77	DePaul			5-5
J6	h	W 90-59	Newberry			6-5
J11	a	W 72-50	Western Carolina			7-5
J13	h	W 78-54	Troy State			8-5
J16	a	W 89-84	Memphis State (2ot)			9-5
J20	h	W 69-53	Morris Harvey			10-5
J23	a	L 73-79	Florida State			10-6
J27	h	L 64-66	East Carolina (ot)			10-7
J29	h	W 82-73	Cincinnati			11-7
F1	h	W 100-75	Western Carolina			12-7
F5	a	L 51-55	Cincinnati			12-8
F10	h	W 75-72	Florida State			13-8
F13	a	L 55-56	Georgia			13-9
F17	a	W 82-68	East Carolina			14-9
F19	h	W 61-43	College of Charleston			15-9
F22	h	W 79-63	Memphis State			16-9
F26	h	W 83-61	Campbell			17-9

a1-Birmingham, Ala.; n1, a2-Pillsbury Holiday Classic (Minneapolis, Minn.)

ALL-TIME SCORES

Georgia Tech enters Atlantic Coast Conference (1979-present)

(members - Clemson, Duke, Georgia Tech, Maryland, North Carolina, NC State, Virginia, Wake Forest)

1979-80 (8-18, ACC 1-13/8th)

Home: 7-7, Away: 0-9, Neutral: 1-2

Date	Site		Result	Opponent	TR	OR	Rec
D1	a	L	37-55	Virginia	13/13		0-1
D12	h	W	68-53	Presbyterian			1-1
D15	a	L	59-66	Georgia			1-2
D17	h	W	84-64	Wofford			2-2
D19	a	L	60-70	Maryland			2-3
D21	n1	W	83-59	Alabama			3-3
D22	n1	L	62-67	Virginia Tech			3-4
D29	h	L	62-73	NC State			3-5
J3	h	L	74-83	Maryland			3-6
J5	h	L	48-56	Clemson			3-7
J7	a	L	42-55	Duke	1/1		3-8
J9	h	W	70-60	Western Carolina			4-8
J12	h	L	49-64	Troy State			4-9
J14	a1	L	53-54	North Carolina	15/15		4-10
J19	a2	L	37-40	Boston College			4-11
J21	h	L	49-56	Duke	5/5		4-12
J26	h	L	59-67	Wake Forest			4-13
J31	a	L	52-76	Clemson	16/17		4-14
F2	h	W	70-69	Seton Hall			5-14
F6	a	L	49-60	NC State			5-15
F9	h	W	62-61	Virginia	18/nr		6-15
F11	h	L	50-60	North Carolina	11/11		6-16
F16	a	L	48-49	Wake Forest			6-17
F18	h	W	40-38	Georgia			7-17
F21	h	W	67-52	West Virginia Tech			8-17
F28	n2	L	49-51	Maryland (ot)	7/7		8-18

n1-Roanoke Times & World-News Holiday Classic (Roanoke (Va.) Civic Center; a1-Greensboro (N.C.) Coliseum; a2-Boston Garden, Boston, Mass.; n2-ACC Tournament (Greensboro [N.C.] Coliseum)

1980-81 (4-23, ACC 0-14/8th)

Home: 4-12, Away: 0-8, Neutral: 0-3

Date	Site		Result	Opponent	TR	OR	Rec
N28	h	L	77-88	Western Carolina			0-1
D1	h	W	87-59	Flagler			1-1
D2	h	W	45-42	University of the South			2-1
D6	h	L	38-55	Georgia			2-2
D17	h	W	64-61	Presbyterian			3-2
D20	h	L	44-49	Wofford			3-3
D23	h	L	55-66	Maryland	9/9		3-4
D26	n1	L	45-53	Purdue			3-5
D27	n1	L	41-64	Jacksonville			3-6
D30	a	L	51-65	Georgia			3-7
J3	a	L	61-87	Wake Forest	8/8		3-8
J7	h1	L	54-65	Clemson	20/20		3-9
J10	a	L	68-93	NC State			3-10
J12	h	W	77-70	Newberry			4-10
J17	h	L	48-85	Virginia	2/2		4-11
J21	a	L	48-72	Clemson	19/nr		4-12
J24	a	L	60-100	North Carolina	17/18		4-13
J28	h	L	55-70	NC State			4-14
J31	a	L	64-72	Maryland	14/13		4-15
F4	h	L	68-82	Duke			4-16
F7	h	L	56-86	Wake Forest	8/8		4-17
F11	h	L	50-54	Troy State			4-18
F14	h	L	51-74	Baptist			4-19
F16	a	L	42-83	Virginia	1/1		4-20
F21	a	L	56-83	Duke			4-21
F25	h	L	51-76	North Carolina	11/10		4-22
M5	n2	L	47-76	Virginia	4/4		4-23

h1-The Omni, Atlanta, Ga.; n1-Gator Bowl Tournament (Jacksonville, Fla.); n2-ACC Tournament (Capital Centre, Landover, Md.)

Bobby Cremins



South Carolina '70
Record: 354-237 (.599)
1982-2000 (19 seasons)

1981-82 (10-16, ACC 3-11/8th)

Home: 8-5, Away: 2-7, Neutral: 0-4

Date	Site		Result	Opponent	TR	OR	Rec
N30	h	W	82-66	Presbyterian			1-0
D2	h	W	92-56	University of the South			2-0
D4	a	L	61-62	Georgia			2-1
D16	h	W	89-60	West Chester State			3-1
D18	n2	L	44-73	UTEP			3-2
D19	n2	L	57-59	Oklahoma State			3-3
D23	a	W	45-43	Maryland			4-3
D28	n1	L	42-53	Georgia			4-4
J2	h	L	56-74	Wake Forest	nr/20		4-5
J6	h	L	57-62	Clemson			4-6
J9	h	L	49-55	NC State	15/15		4-7
J13	h	W	79-71	Flagler			5-7
J16	a	L	60-79	Virginia	3/2		5-8
J20	a	L	49-55	Clemson			5-9
J23	h1	L	54-66	North Carolina	1/1		5-10
J26	a	L	40-49	NC State	17/17		5-11
J30	h	W	64-63	Maryland			6-11
F3	a	L	46-47	Duke			6-12
F6	a1	L	38-53	Wake Forest	13/16		6-13
F10	h	W	79-54	Francis Marion			7-13
F13	a	W	55-40	Georgia Southern			8-13
F15	h	L	52-56	Virginia	1/1		8-14
F20	h	W	87-78	Duke			9-14
F24	a	L	54-77	North Carolina	2/2		9-15
F27	h	W	74-73	Georgia State			10-15
M4	n3	L	39-55	North Carolina	1/1		10-16

h1, n1-The Omni, Atlanta, Ga.; n2-Sun Bowl Tournament (El Paso, Texas); a1-Greensboro (N.C.) Coliseum; n3-ACC Tournament (Greensboro (N.C.) Coliseum)

1982-83 (13-15, ACC 4-10/6th)

Home: 12-3, Away: 0-9, Neutral: 1-3

Date	Site		Result	Opponent	TR	OR	Rec
N29	h	W	116-72	Wofford			1-0
D2	h	W	76-54	St. Francis, N.Y.			2-0
D4	n1	L	67-82	Georgia			2-1
D13	h	W	85-41	University of the South			3-1
D15	h	W	90-85	Alabama A&M			4-1
D18	a	L	73-101	Oklahoma			4-2
J4	n2	L	57-81	Iona			4-3
J8	a1	L	53-60	Wake Forest			4-4
J11	h	W	71-66	Clemson			5-4
J13	h	W	106-78	South Carolina State			6-4
J15	a	L	61-81	NC State	19/19		6-5
J17	h1	L	52-66	Virginia	2/2		6-6
J19	h	W	64-60	Georgia State			7-6
J24	a	L	56-58	Clemson			7-7
J26	h	W	88-76	Francis Marion			8-7
J29	a1	L	65-72	North Carolina	3/3		8-8
F2	h	L	64-74	NC State			8-9
F5	a	L	68-77	Maryland			8-10
F9	h	W	67-66	Duke			9-10
F12	h	W	70-69	Wake Forest			10-10
F14	a	L	69-92	Virginia	3/2		10-11
F16	a	L	53-61	South Carolina			10-12
F21	h	W	83-72	Appalachian State			11-12
F23	h	W	70-60	Maryland			12-12
F26	a	L	81-106	Duke			12-13
M2	h1	L	73-85	North Carolina	8/10		12-14
M11	n3	W	64-58	Maryland			13-14
M12	n3	L	67-96	Virginia	2/2		13-15

h1, n1-The Omni, Atlanta, Ga.; n2-Brendan Byrne Arena, East Rutherford, N.J.; n3-ACC Tournament (The Omni, Atlanta, Ga.); a1-Greensboro (N.C.) Coliseum

1983-84 (18-11, ACC 6-8/T-5th)

Home: 13-2, Away: 1-7, Neutral: 4-2

National Invitation Tournament

Date	Site		Result	Opponent	TR	OR	Rec
N21	h	W	91-88	Marathon Oil			exh
N28	h	W	95-75	Alabama A&M			1-0
D2	n1	L	62-64	Georgia	13/na		1-1
D12	h	W	95-52	Flagler			2-1
D16	n2	W	67-56	Pepperdine			3-1
D17	n2	W	73-71	Central Michigan			4-1
D28	n3	W	66-49	Nebraska			5-1
D29	n3	W	57-54	Alabama			6-1
J4	h	W	78-61	Appalachian State			7-1
J7	h	W	68-66	Wake Forest	8/9		8-1
J9	h	W	90-65	South Carolina State			9-1
J11	a	L	69-79	Clemson			9-2
J15	h	W	56-47	NC State			10-2
J16	h	W	75-57	Augusta			11-2
J19	h	W	78-44	Wofford			12-2
J23	h	W	72-71	Virginia (3ot)			13-2
J26	h	W	59-52	Clemson			14-2
J28	a	L	61-73	North Carolina	1/1		14-3
J30	h	L	68-69	Duke			14-4
F2	a	L	74-78	Wake Forest (ot)	18/nr	15/15	14-5
F4	h	W	71-70	Maryland (2ot)	18/nr	10/9	15-5
F7	a	L	59-91	Virginia	18/nr		15-6
F12	a	L	67-68	NC State	18/nr		15-7
F16	h	W	68-50	South Carolina			16-7
F20	h	W	70-61	Maryland-Eastern Shore			17-7
F23	a	L	74-79	Maryland			17-8
F25	a	W	58-56	Duke	14/19		18-8
F29	h1	L	56-69	North Carolina	1/1		18-9
M9	n4	L	63-67	Duke	16/nr		18-10
M10	a1	L	74-77	Virginia Tech			18-11

n1, h1-The Omni, Atlanta, Ga.; n2-Casaba Club Classic (A.G. Spanos Center, Stockton, Calif.); n3-Cotton States Classic (The Omni, Atlanta, Ga.); n4-ACC Tournament (Greensboro [N.C.] Coliseum); a1-National Invitation Tournament (Cassell Coliseum, Blacksburg, Va.)

1984-85 (27-8, ACC 9-5/T-1st)

Home: 13-2, Away: 5-4, Neutral: 9-2

ACC Champions • NCAA East Finalist

Date	Site		Result	Opponent	TR	OR	Rec
N17	h	W	104-89	Marathon Oil (ot)			exh
N24	h	W	79-66	Baptist	18/nr		1-0
N27	h	W	74-58	Tennessee-Chattanooga	18/nr		2-0
N30	h	W	96-78	Tennessee Tech	18/nr		3-0
D11	n1	L	59-60	Georgia	12/14		3-1
D15	a	W	66-64	NC State	12/14	9/8	4-1
D18	h	W	81-43	North Carolina A&T	13/13		5-1
D21	h	W	84-53	Augusta	13/13		6-1
D26	n2	W	72-52	Arkansas	10/13		7-1
D27	n2	W	65-58	Washington	10/13	11/12	8-1
D28	n2	W	70-69	Maryland	10/13	nr/20	9-1
J3	h	W	93-40	Maryland-Eastern Shore	8/7		10-1
J5	a	L	54-68	Wake Forest	8/7		10-2
J8	h	L	81-90	Clemson	9/10		10-3
J14	a	W	86-68	UNC Charlotte	9/10		11-3
J17	h	W	96-66	Monmouth, N.J.	17/15		12-3
J21	h	W	49-46	Virginia	17/15		13-3
J23	a	W	64-59	Clemson	16/17		14-3
J27	a	W	66-62	North Carolina	16/17	8/9	15-3
J30	h	L	53-61	NC State	8/9		15-4
F2	a	W	72-60	Maryland	8/9	17/17	16-4
F6	h	W	81-71	Duke	10/7	5/5	17-4
F10	h	W	94-75	Wake Forest	10/7		18-4
F16	a	L	55-62	Virginia	6/5		18-5
F19	h	W	48-43	Maryland	8/9	nr/19	19-5
F23	a	L	62-67	Duke	8/9	6/5	19-6
F27	h1	W	67-62	North Carolina	10/13	8/11	20-6
M2	h	W	64-54	St. Louis	10/13		21-6
M3	a	L	80-87	Oklahoma	10/13	6/6	21-7
M8	n3	W	55-48	Virginia	9/11		22-7
M9	n3	W	75-64	Duke	9/11	7/9	23-7
M10	n3	W	57-54	North Carolina	9/11	6/7	24-7
M15	n4	W	65-58	Mercer	6/6		25-7
M17	n4	W	70-53	Syracuse	6/6	15/15	26-7
M21	n5	W	61-53	Illinois	6/6	12/10	27-7
M23	n5	L	54-60	Georgetown	6/6	1/1	27-8

h1, n1-The Omni, Atlanta, Ga.; n2-Rainbow Classic (Blaisdell Center, Honolulu Hi.); n3-ACC Tournament (The Omni); n4-NCAA East First & Second Rounds (The Omni); n5-NCAA East Regional (Providence, R.I., Civic Center)

1985-86 (27-7, ACC 11-3/2nd)

Home: 10-2, Away: 7-2, Neutral: 10-3

ACC Tournament Finalist

NCAA Southeast Regional Semifinalist

Date	Site		Result	Opponent	TR	OR	Rec
N11	h	W	81-75	Australian National			exh
N25	h	W	119-60	USC-Aiken	2/na		1-0
N30	n2	L	44-49	Michigan	2/na	3/na	1-1
D2	a	W	62-55	St. Louis	2/na		2-1
D4	a	W	94-74	Tennessee-Chattanooga	5/4		3-1
D7	n1	W	89-65	Georgia	5/4		4-1
D17	h	W	96-86	Old Dominion	7/7		5-1
D20	n3	W	83-58	Texas A&M	7/7		6-1
D21	n3	W	72-53	Jacksonville	7/7		7-1
D27	n4	W	90-55	Texas	7/6		8-1
D28	n4	W	82-64	Navy	7/6		9-1
D30	h	W	90-64	Richmond	7/6		10-1
J4	a	W	64-61	Virginia	6/6		11-1
J8	h	W	72-58	Wake Forest	5/5		12-1
J9	n5	W	85-46	Rutgers	5/5		13-1
J11	h	W	68-67	Maryland	5/5		14-1
J18	a	W	83-71	Clemson	5/5		15-1
J21	h	W	87-80	Duke	4/3	2/2	16-1
J25	a	L	77-85	North Carolina	4/3	1/1	16-2
J29	a	W	67-54	NC State	3/3		17-2

HISTORY

ALL-TIME SCORES

F4	h1	L	77-78	North Carolina (ot)	2/2	1/1	17-3
F6	h	W	87-76	UNC Charlotte	2/2		18-3
F9	a	L	59-75	Duke	2/2T	4/2T	18-4
F15	h	W	62-55	Virginia	5/5		19-4
F19	a	W	59-49	Wake Forest	5/5		20-4
F22	a	W	77-70	Maryland	5/5		21-4
F27	h1	W	69-57	NC State	4/3	18/18	22-4
M1	h1	L	57-59	Illinois	4/3		22-5
M2	h	W	74-63	Clemson	4/3		23-5
M7	n6	W	79-61	Clemson	6/6		24-5
M8	n6	W	64-62	Maryland	6/6		25-5
M9	n6	L	67-68	Duke	6/6	1/1	25-6
M13	n7	W	68-53	Marist	6/6		26-6
M15	n7	W	66-61	Villanova	6/6		27-6
M20	n8	L	64-70	Louisiana State	6/6		27-7

h1, n1-The Omni; n2-Hall of Fame Tip-Off Classic (Springfield, Mass., Civic Center); n3-Gator Bowl Tournament (Jacksonville, Fla.); n4-Cotton States Classic (The Omni); n5-Madison Square Garden, New York, N.Y.; n6-ACC Tournament (Greensboro, N.C., Coliseum); n7-NCAA Southeast First & Second Rounds (Assembly Center, Baton Rouge, La.); n8-NCAA Southeast Regional (The Omni)

1986-87 (16-13, ACC 7-7/5th)

Home: 7-2, Away: 4-8, Neutral: 5-3

NCAA Tournament

Date	Site	Result	Opponent	TR	OR	Rec
N12	h	L 78-96	Soviet National			exh
N28	n2	W 67-65	Stanford			1-0
N29	a1	L 62-67	Richmond (ot)			1-1
D1	h	W 84-57	Pennsylvania			2-1
D3	n1	W 72-66	Georgia	15/nr		3-1
D14	a	L 49-52	Louisiana State	16/nr		3-2
D20	n3	W 65-62	Boston College (ot)	16/nr		4-2
D21	n3	W 63-54	Southern Methodist	16/nr		5-2
D27	n4	W 79-61	Rutgers	18/nr		6-2
D29	n4	L 53-62	St. John's	18/nr	15/16	6-3
J3	a	W 65-59	Wake Forest (ot)	18/nr		7-3
J10	a	L 62-63	NC State	18/20		7-4
J12	a	W 81-64	Old Dominion			8-4
J14	h	W 83-67	North Carolina A&T			9-4
J20	h	L 66-67	Clemson	10/12		9-5
J22	h1	L 58-61	Virginia			9-6
J24	a	L 55-92	North Carolina	2/1		9-7
J29	h	W 75-66	Duke	13/11		10-7
F1	h	W 76-72	Maryland			11-7
F3	h	W 98-74	Georgia State			12-7
F7	h	W 83-69	Wake Forest			13-7
F10	a	W 78-74	Maryland			14-7
F14	h	W 87-76	NC State			15-7
F18	a	L 58-60	Virginia			15-8
F21	a	W 79-72	Duke	17/18		16-8
F22	a	L 67-84	DePaul	4/5		16-9
F25	a	L 77-88	Clemson	13/12		16-10
M1	h1	L 76-92	North Carolina	2/3		16-11
M6	n5	L 54-55	Virginia			16-12
M13	n6	L 79-85	Louisiana State			16-13

h1, n1-The Omni; n2, a1-Central Fidelity Classic (Robins Center, Richmond, Va.); n3-Suntory Ball (Aoyama College, Tokyo, Japan); n4-ECAC Holiday Festival (Madison Square Garden, New York, N.Y.); n5-ACC Tournament (Capital Centre, Landover, Md.); n6-NCAA Midwest First Round (Rosemont Horizon, Chicago, Ill.)

1987-88 (22-10, ACC 8-6/4th)

Home: 13-3, Away: 5-5, Neutral: 4-2

NCAA Tournament

Date	Site	Result	Opponent	TR	OR	Rec
N5	h	L 78-87	Soviet National			exh
N20	h1	W 114-71	Alcorn State			1-0
N24	a1	L 69-80	Florida			1-1
D1	h	W 79-71	Jackson State			2-1
D5	n1	W 78-77	Georgia			3-1
D12	h	W 108-74	Augusta			4-1
D16	h2	W 87-70	Louisiana State			5-1
D19	a	W 79-55	Pennsylvania			6-1
D22	h	L 67-73	Richmond	nr/20		6-2
D29	n2	W 90-59	William & Mary			7-2
D30	n2	W 83-72	Auburn			8-2
J2	h	W 86-57	George Washington			9-2
J6	a	W 62-61	Louisville			10-2
J10	h	W 78-66	Wake Forest			11-2
J12	h	W 111-82	Georgia State			12-2
J16	h	L 74-76	NC State			12-3
J19	h	W 84-72	North Carolina A&T			13-3
J23	a	L 55-58	Virginia			13-4
J26	h	W 85-76	Clemson			14-4
J30	a	L 71-73	North Carolina	3/3		14-5
F3	a	L 65-78	Duke	4/5		14-6
F6	h	W 71-70	DePaul			15-6
F8	a	W 96-83	Maryland			16-6
F13	a	W 78-75	Wake Forest			17-6
F17	h	W 104-82	Maryland			18-6
F20	a	W 87-84	NC State	14/14		19-6
F25	h	W 76-71	Virginia	20/16		20-6
F28	h	W 91-87	Duke	20/16	5/5	21-6
M2	h2	L 80-97	North Carolina	13/15	6/6	21-7
M5	a	L 94-97	Clemson (2ot)	13/15		21-8
M11	n3	L 67-84	Maryland	18/18		21-9
M18	n4	W 90-78	Iowa State			22-9
M20	n4	L 55-59	Richmond			22-10

h1-Preseason NIT (Alexander Memorial Coliseum); h2, n1-The Omni; a1-Preseason NIT (O'Connell Center, Gainesville, Fla.); n2-Cotton States Classic (The Omni); n3-ACC Tournament (Greensboro, N.C., Coliseum); n4-NCAA East First & Second Rounds (Hartford [Conn.] Civic Center)

1988-89 (20-12, ACC 8-6/5th)

Home: 13-2, Away: 4-6, Neutral: 3-4

NCAA Tournament

Date	Site	Result	Opponent	TR	OR	Rec
N13	h	W 77-74	Yugoslavian National			exh
N25	h	W 97-63	UNC-Asheville	14/na		1-0
N28	h	W 95-65	Coastal Carolina	14/na		2-0
D3	a	W 94-64	George Washington	12/12		3-0
D10	h	W 101-66	Baptist	12/12		4-0
D17	n1	L 69-80	Georgia	11/11		4-1
D20	a	W 62-50	Richmond	16/16		5-1
D28	n2	W 87-78	Houston	17/17		6-1
D29	n2	L 75-80	Illinois	17/17	4/4	6-2
D30	n2	W 72-69	Purdue	17/17		7-2
J4	h	W 92-69	East Carolina	19/16		8-2
J7	a	W 84-75	Wake Forest	19/16		9-2
J10	h	W 121-86	Georgia State	19/16		10-2
J14	a	L 68-82	NC State	19/16	15/17	10-3
J15	h	L 65-67	Louisville	19/16	9/9	10-4
J18	h	W 88-63	Alcorn State	nr/20		11-4
J22	a	L 92-102	Illinois (2ot)	nr/20		11-5
J25	h	W 75-74	Clemson	nr/19		12-5
J28	a	L 85-92	North Carolina	nr/19	7/6	12-6
F2	h	W 81-76	Duke		12/10	13-6
F4	h	W 87-74	Maryland			14-6
F6	a	L 71-78	Virginia			14-7
F8	n3	W 78-69	Iona	20/20		15-7
F11	h	W 75-70	Wake Forest			16-7
F14	a	W 67-66	Maryland			17-7
F18	h	L 69-71	NC State		19/18	17-8
F20	a	L 66-91	Duke		11/12	17-9
F22	h	W 73-65	Virginia			18-9
F25	h	W 90-80	Notre Dame			19-9
M1	h	W 76-74	North Carolina		5/5	20-9
M4	a	L 79-81	Clemson (ot)			20-10
M10	n4	L 62-77	North Carolina		9/8	20-11
M17	n5	L 70-76	Texas			20-12

n1-The Omni; n2-Rainbow Classic (Blaisdell Center, Honolulu, Hawaii); n3-Madison Square Garden, New York, N.Y.; n4-ACC Tournament (The Omni); n5-NCAA Midwest First Round (Reunion Arena, Dallas, Texas)

1989-90 (28-7, ACC 8-6/T-3rd)

Home: 11-2, Away: 5-4, Neutral: 12-1

ACC Champions • NCAA Final Four

Date	Site	Result	Opponent	TR	OR	Rec
N15	h	W 103-88	Soviet National			exh
N24	h	W 108-83	Georgia State	21/19		1-0
N28	h	W 87-74	Richmond	21/19		2-0
D4	n1	W 93-92	Pittsburgh	21/19	18/nr	3-0
D11	h	W 101-87	North Carolina A&T	18/18		4-0
D16	n2	W 92-89	Georgia	15/16		5-0
D19	h	W 109-82	Coastal Carolina	14/13		6-0
D27	n3	W 98-76	Morehead State	14/13		7-0
D28	n3	W 111-92	Pittsburgh	14/13		8-0
J2	h	W 86-77	Marist	12/12		9-0
J6	a	W 91-79	Wake Forest	12/12		10-0
J11	h	L 91-96	Duke	9/9	10/11	10-1
J13	h	W 92-85	NC State	9/9	17/nr	11-1
J16	h	W 59-57	Temple	11/11		12-1
J21	a	L 79-81	Virginia (ot)	11/11		12-2
J25	a	L 90-91	Clemson	13/11		12-3
J28	a	L 86-88	Duke	13/11	8/7	12-4
F1	h	W 102-75	North Carolina	17/15	25/18	13-4
F3	a	W 90-84	Maryland	17/15		14-4
F7	h	W 79-70	Wake Forest	16/15		15-4
F10	a	W 94-84	Louisville	16/15	15/14	16-4
F13	h	W 80-78	Maryland	13/11		17-4
F15	n4	W 83-78	Fordham	13/11		18-4
F17	a	W 95-92	NC State (2ot)	13/11		19-4
F22	h	L 71-73	Virginia	8/6		19-5
F24	a	W 88-80	Notre Dame (ot)	8/6		20-5
F28	a	L 79-81	North Carolina	11/11		20-6
M3	h	W 85-69	Clemson	11/11	20	21-6
M9	n5	W 76-67	NC State	14/13		22-6
M10	n5	W 83-72	Duke	14/13	12	23-6
M11	n5	W 70-61	Virginia	14/13		24-6
M15	n6	W 99-83	East Tennessee State	9/7		25-6
M17	n6	W 94-91	Louisiana State	9/7	19/nr	26-6
M23	n7	W 81-80	Michigan State (ot)	9/7	4/4	27-6
M25	n7	W 93-91	Minnesota	9/7	20/nr	28-6
M31	n8	L 81-90	Nevada-Las Vegas	9/7	2/2	28-7

n1-ACC-Big East Challenge (Hartford [Conn.] Civic Center); n2-The Omni; n3-Kuppenheimer Classic (The Omni); n4-Madison Square Garden, New York, N.Y.; n5-ACC Tournament (Charlotte [N.C.] Coliseum); n6-NCAA Southeast First & Second Rounds (Thompson-Boling Arena, Knoxville, Tenn.); n7-NCAA Southeast Regional (Louisiana Superdome, New Orleans, La.); n8-NCAA National Semifinal (McNichols Arena, Denver, Colo.)

1990-91 (17-13, ACC 6-8/T-5th)

Home: 9-3, Away: 2-7, Neutral: 6-3

NCAA Tournament

Date	Site	Result	Opponent	TR	OR	Rec
N15	h	W 99-92	Soviet National (ot)			exh
N24	h	W 100-63	Augusta	14/14		1-0
N27	h	W 87-65	Morgan State	14/14		2-0
D1	a	L 71-73	Richmond	14/14		2-1
D5	n1	L 72-73	St. John's (ot)	20/20	17/18	2-2
D8	h	W 92-72	Fordham	20/20		3-2
D15	a	L 67-69	Temple	23/21		3-3
D19	n2	W 112-105	Georgia (3ot)	17/13		4-3
D22	n3	W 135-94	Loyola Marymount			5-3
D27	n4	W 95-83	Tulane			6-3
D28	n4	W 99-87	Villanova			7-3
J2	h	W 84-77	Howard	24/nr		8-3
J6	h	W 101-91	Wake Forest	24/nr		9-3
J9	a	L 57-98	Duke	24/21	14/11	9-4
J13	a	L 83-90	NC State	24/21		9-5
J19	h	W 78-51	Virginia		14/15	10-5
J24	h	W 89-68	Clemson	nr/25		11-5
J27	a	W 88-86	North Carolina	nr/25	7/8	12-5
J30	h	L 75-77	Duke	23/22	7/7	12-6
F1	h	W 80-65	Maryland	23/22		13-6
F3	h	L 73-79	NC State	23/22		13-7
F9	a	L 74-86	Wake Forest			13-8
F13	a	L 93-96	Maryland			13-9
F17	n5	W 62-56	Arizona		6/6	14-9
F19	a	W 73-60	Virginia		20/19	15-9
F24	h	W 82-69	Louisville			16-9
F28	h	L 74-91	North Carolina	nr/21	4/4	16-10
M2	a	L 62-69	Clemson	nr/21		16-11
M8	n6	L 68-82	NC State			16-12
M15	n7	W 87-70	DePaul		24/nr	17-12
M17	n7	L 61-65	Ohio State		5/5	17-13

n1-ACC-Big East Challenge (Capital Centre, Landover, Md.); n2-The Omni; n3-Kuppenheimer Classic (The Omni); n4-Sugar Bowl Tournament (Louisiana Superdome, New Orleans, La.); n5-Brendan Byrne Arena, East Rutherford, N.J.; n6-ACC Tournament (Charlotte, N.C., Coliseum); n6-NCAA Midwest First & Second Rounds (University of Dayton Arena, Dayton, Ohio)

1991-92 (23-12, ACC 8-8/T-4th)

Home: 13-3, Away: 4-5, Neutral: 6-4

NCAA Midwest Semifinalist

Date	Site	Result	Opponent	TR	OR	Rec
N14	h	W 76-74	Athletes in Action	23/24		exh
N20	h1	W 93-69	James Madison	23/24		1-0
N22	h1	W 84-67	Colorado State	23/24		2-0
N27	n1	W 120-107	Texas	18/18	24/nr	3-0
N29	n1	L 71-78	Oklahoma State	18/18	11/8	3-1
D3	n2	W 80-59	Villanova	17/16		4-1
D7	h	W 97-84	Tennessee-Chattanooga	17/16		5-1
D14	h	W 90-72	Georgia State	13/13		6-1
D18	n3	L 65-66	Georgia	13/13		6-2
D21	n4	W 81-80	Kentucky	13/13	8/9	7-2
D28	h	W 97-67	Mercer	13/13		8-2
D30	h	W 98-60	St. Bonaventure	15/11		9-2
J2	h	W 82-75	Richmond	15/11		10-2
J5	h	W 92-67	Maryland	15/11		11-2
J8	a	W 80-63	NC State	14/15		12-2
J11	a	L 84-97	Duke	14/15	1/1	12-3
J14	h	W 75-71	Virginia	16/14		13-3
J18	a	L 72-86	Wake Forest	16/14	nr/24	13-4
J23	h	L 79-83	Florida State	18/17		13-5
J25	a	W 73-65	Louisville	18/17	20/21	14-5
J28	h	W 77-70	College of Charleston	20/18		15-5
F2	h	L 76-86	North Carolina	20/18	11/11	15-6
F5	a	L 78-95	Clemson (ot)	20/18		15-7
F9	a	W 67-65	Maryland	20/18		16-7
F12	h	L 62-71	Duke	nr/24	1/1	16-8
F15	a	L 67-80	Florida State	23/21		16-9
F22	a	W 52-49	Virginia			17-9
F27	h	W 80-61	Wake Forest			18-9
F29	h	W 98-88	NC State (ot)			19-9
M4	a	L 75-79	North Carolina	16/16		19-10
M8	h	W 101-82	Clemson			20-10
M13	n5	W 68-56	Virginia			21-10
M14	n5	L 76-89	Duke	1/1		21-11
M19	n6	W 65-60	Houston			22-11
M21	n6	W 79-78	Southern California	6/6		23-11
M27	n7	L 79-83	Memphis State (ot)			23-12

Note: Florida State became 9th member of the ACC

h1-Pre-Season NIT (Alexander Memorial Coliseum); n1-Pre-Season NIT (Madison Square Garden, New York, N.Y.); n2-ACC-Big East Challenge (The Omni); n3-The Omni; n4-Kuppenheimer Classic (The Omni, Atlanta, Ga.); n5-ACC Tournament (Charlotte [N.C.] Coliseum); n6-NCAA Midwest First & Second Rounds (Bradley Center, Milwaukee, Wis.); n7-NCAA Midwest Regional (Kemper Arena, Kansas City, Mo.)

ALL-TIME SCORES

1992-93 (19-11, ACC 8-8/6th)

Home: 9-5, Away: 6-5, Neutral: 4-1

ACC Champions • NCAA Tournament

Date	Site		Result	Opponent	TR	OR	Rec
N17	h	W	111-102	Athletes in Action	14/15		exh
N24	h	W	115-80	Akrides-Haarlem	14/15		exh
D1	h	W	112-83	Florida A&M	13/15		1-0
D5	a	L	87-96	Kentucky	13/15	5/5	1-1
D12	h	W	102-79	Georgia State	13/15		2-1
D16	n1	W	75-67	Georgia	17/16		3-1
D19	h2	W	87-85	Louisville	17/16	21/22	4-1
D22	a	W	81-74	Tennessee-Chattanooga	16/15		5-1
D29	h	W	105-85	Youngstown State	14/13		6-1
J2	h	W	78-52	VMI	14/13		7-1
J5	a	W	85-75	Maryland	10/11		8-1
J10	h	W	80-79	Duke	10/11	1/1	9-1
J13	a	L	67-80	North Carolina	8/8	3/4	9-2
J16	h	L	67-84	College of Charleston	8/8		9-3
J21	h	L	58-81	Wake Forest	16/16		9-4
J23	a	W	75-71	Virginia	16/16	7/10	10-4
J27	h	W	85-74	NC State	18/17		11-4
J31	a	L	77-96	Florida State	18/17	19/20	11-5
F4	h	L	80-83	Clemson	22/22		11-6
F6	h	W	93-79	Maryland	22/22		12-6
F10	a	L	63-73	Duke	nr/24	3/3	12-7
F14	h	L	66-77	North Carolina	nr/24	6/6	12-8
F17	a	W	65-60	Richmond			13-8
F20	a	W	69-58	Wake Forest	10/11		14-8
F23	h	W	73-61	Virginia	22/22		15-8
F28	a	L	60-68	NC State			15-9
M4	h	L	82-83	Florida State	11/11		15-10
M7	a	W	66-59	Clemson			16-10
M12	n3	W	69-66	Duke	8/8		17-10
M13	n3	W	69-61	Clemson			18-10
M14	n3	W	77-75	North Carolina	1/1		19-10
M19	n4	L	78-93	Southern	18/20		19-11

n1-The Omni; h2-Kuppenheimer Classic (Georgia Dome, Atlanta, Ga.); n3-ACC Tournament (Charlotte [N.C.] Coliseum); n4-NCAA West First Round (McKale Center, Tucson, Ariz.)

1993-94 (16-13, ACC 7-9/6th)

Home: 11-3, Away: 2-7, Neutral: 3-3

National Invitation Tournament

Date	Site		Result	Opponent	TR	OR	Rec
N16	h	W	124-110	USA Verich Reps	14/15		exh
N22	h	W	88-68	Lithuanian National	13/15		exh
N26	n1	L	70-80	Michigan	13/15	5/5	0-1
N30	h	W	93-77	North Carolina A&T	16/17		1-1
D2	h	W	77-55	Western Carolina	16/17		2-1
D4	h	W	95-65	Georgia State	16/17		3-1
D11	h	W	86-69	Mercer	17/17		4-1
D15	n2	W	72-69	Georgia	14/14		5-1
D18	h3	W	86-77	Vanderbilt (ot)	14/14	24/24	6-1
D20	h	W	79-62	Mount St. Mary's	14/15		7-1
D27	n4	W	57-51	Temple	15/15	4/4	8-1
D29	n4	W	71-69	St. John's	15/15		9-1
J4	h	L	88-91	Maryland	12/13		9-2
J8	a	L	71-88	Duke	12/13	3/3	9-3
J12	h	W	89-69	North Carolina	17/18	1/1	10-3
J15	a	L	68-88	Louisville	17/18	15/15	10-4
J19	a	L	63-67	Wake Forest	17/17		10-5
J23	h	W	74-70	Virginia	17/17		11-5
J26	a	L	78-84	NC State	21/19		11-6
J29	h	L	73-74	Florida State	21/19		11-7
F2	a	L	69-88	Clemson			11-8
F5	a	W	83-71	Maryland	21/21		12-8
F8	h	L	63-66	Duke	2/2		12-9
F12	a	W	96-89	North Carolina	1/1		13-9
F19	h	W	71-69	Wake Forest	25/nr		14-9
F22	a	L	72-73	Virginia (ot)	23/nr		14-10
F26	h	W	81-69	NC State	23/nr		15-10
M2	a	L	68-71	Florida State			15-11
M5	h	W	90-79	Clemson			16-11
M11	n5	L	49-75	Wake Forest			16-12
M16	a1	L	68-76	Siena			16-13

n1-Hall of Fame Tip-Off Classic Holiday Festival (Springfield [Mass.] Civic Center); n2-The Omni; h3-Kuppenheimer Classic (Georgia Dome, Atlanta, Ga.); n4-ECAC Holiday Festival (Madison Square Garden, New York, N.Y.); n5-ACC Tournament (Greensboro [N.C.] Coliseum); a1-National Invitation Tournament (Knickerbocker Arena, Albany, N.Y.)

1994-95 (18-12, ACC 8-8/5th)

Home: 14-3, Away: 2-6, Neutral: 2-3

Date	Site		Result	Opponent	TR	OR	Rec
N16	h	W	100-61	Croatian National	23/22		exh
N26	h	W	112-56	Florida A&M	23/22		1-0
N28	h	W	90-78	Coastal Carolina	20/19		2-0
D1	h	W	89-63	Western Carolina	20/19		3-0
D3	h	W	100-74	East Carolina	20/19		4-0
D10	h	W	112-84	Lafayette	17/15		5-0
D14	n1	W	86-78	Georgia	14/13		6-0
D17	h2	L	72-77	Louisville	14/13		6-1
D19	h	W	94-73	Furman	18/19		7-1
D28	n3	L	66-69	Cincinnati	17/16	20/18	7-2
D29	n3	W	89-85	Oklahoma	17/16		8-2
D30	n3	L	69-76	Duke	17/16	7/7	8-3
J4	a	L	67-80	Maryland	24/20	7/11	8-4
J7	h	W	75-68	Duke	24/20	11/9	9-4
J11	a	L	75-86	North Carolina	22/17	4/2	9-5
J17	h	W	67-65	Wake Forest	22/18	15/16	10-5
J19	h	W	87-68	UNC-Wilmington	22/18		11-5
J22	a	L	85-88	Virginia (2ot)	22/18	18/19	11-6
J25	h	W	75-71	NC State	21/21		12-6
J29	a	W	81-68	Florida State	21/21		13-6
F1	h	W	80-50	Clemson	21/20		14-6
F4	h	W	100-91	Maryland	21/20	5/8	15-6
F9	a	L	70-77	Duke	18/15		15-7
F12	h	L	81-85	North Carolina	18/15	1/1	15-8
F15	h	W	85-81	North Carolina A&T	20/18		16-8
F18	a	L	62-73	Wake Forest	20/17	14/14	16-9
F22	h	L	60-83	Virginia	24/22	14/14	16-10
F25	a	W	72-68	NC State	24/22		17-10
M2	h	W	69-67	Florida State			18-10
M4	a	L	63-65	Clemson			18-11
M10	n4	L	67-77	Virginia	11/13		18-12

n1-The Omni; h2-Kuppenheimer Classic (Georgia Dome, Atlanta, Ga.); n3-Rainbow Classic (Special Events Center, Honolulu, Hawaii); n4-ACC Tournament (Greensboro [N.C.] Coliseum)

1995-96 (24-12, ACC 13-3/1st)

Home: 11-1, Away: 6-5, Neutral: 7-6

ACC Regular Season Champions

NCAA Southeast Semifinalist

Date	Site		Result	Opponent	TR	OR	Rec
N2	h1	L	88-91	Marathon (ot)			exh
N15	h2	W	87-67	Manhattan			1-0
N17	h2	W	83-72	Oklahoma			2-0
N22	n1	L	72-94	Georgetown	25/20	4/4	2-1
N24	n1	W	77-61	Michigan	25/20	17/16	3-1
N27	h3	W	87-76	Campbell	20/20		4-1
D2	a	W	89-65	Appalachian State	20/20		5-1
D9	a	L	60-83	Kentucky	16/15	5/5	5-2
D13	a	L	70-94	Georgia	19/20		5-3
D16	h2	W	88-77	Louisville	19/20	20/19	6-3
D18	h3	L	69-71	Mount St. Mary's	21/18		6-4
D22	n3	L	67-75	Massachusetts	21/18	2/2	6-5
D29	n4	L	82-84	Bradley			6-6
D30	n4	L	66-71	Santa Clara			6-7
J3	h3	W	98-84	Maryland			7-7
J7	a	W	86-81	Duke	19/20		8-7
J10	h3	W	80-77	North Carolina	10/9		9-7
J13	h3	W	91-78	Western Carolina			10-7
J17	a	L	63-66	Wake Forest	6/6		10-8
J20	h4	W	90-70	Virginia			11-8
J24	a	W	76-71	NC State			12-8
J27	h4	W	79-58	Florida State			13-8
J30	a	L	70-73	Clemson	25/nr	24/21	13-9
F3	a	L	74-88	Maryland	25/nr		13-10
F7	h4	W	73-71	Duke (ot)			14-10
F10	a	W	92-83	North Carolina (ot)	12/11		15-10
F17	h4	W	64-63	Wake Forest	8/9		16-10
F21	a	W	84-75	Virginia	23/22		17-10
F25	h4	W	92-83	NC State (ot)	23/22		18-10
F28	a	W	83-68	Florida State	18/20		19-10
M3	h4	W	87-74	Clemson	18/20		20-10
M8	n5	W	88-73	NC State	18/18		21-10
M9	n5	W	84-79	Maryland	18/18		22-10
M10	n5	L	74-75	Wake Forest	18/18	12/10	22-11
M15	n6	W	90-79	Austin Peay	13/15		23-11
M17	n6	W	103-89	Boston College	13/15		24-11
M22	n7	L	70-87	Cincinnati	13/15	7/6	24-12

h1-Georgia Dome; h2-Preseason NIT (Georgia Dome); h3-The Omni; h4-Alexander Memorial Coliseum; n1-Pre-Season NIT (Madison Square Garden, New York, N.Y.); h2-Jeep Eagle Classic (Georgia Dome); n3-Jimmy V. Classic (Brendan Byrne Arena, East Rutherford, N.J.); n4-Cable Car Classic (San Jose, Calif., Arena); n5-ACC Tournament (Greensboro, N.C., Coliseum); n6-NCAA Southeast First & Second Rounds (Orlando, Fla., Arena); n7-NCAA Southeast Regional (Rupp Arena, Lexington, Ky.)

1996-97 (9-18, ACC 3-13/9th)

Home: 8-6, Away: 0-9, Neutral: 1-3

Date	Site		Result	Opponent	TR	OR	Rec
N5	h	L	62-91	Marathon Oil			exh
N18	h	W	91-79	Newcastle of Australia			exh
N22	h	W	74-49	Wofford			1-0
N26	h	W	74-58	Morgan State			2-0
N29	h	W	91-60	Radford			3-0
D3	h	W	62-61	Georgia			4-0
D7	n1	L	58-76	Temple			4-1
D12	a	L	63-77	Maryland			4-2
D21	h1	L	59-88	Kentucky	3/3		4-3
D26	n3	W	58-47	Hofstra			5-3
D28	n3	L	55-67	St. John's			5-4
D31	h	W	65-40	UNC Greensboro			6-4
J5	h	L	56-66	Duke	13/11		6-5
J8	h	L	63-73	Wake Forest	2/2		6-6
J11	a	L	56-60	Louisville	14/16		6-7
J15	h	W	71-58	Florida State			7-7
J18	a	L	50-73	North Carolina	22/21		7-8
J22	a	L	64-68	Virginia			7-9
J25	h	W	54-53	NC State			8-9
J30	a	L	57-70	Clemson	7/6		8-10
F2	a	L	61-70	Duke	12/11		8-11
F6	h	W	66-53	Virginia			9-11
F9	a	L	62-64	Florida State			9-12
F15	h	L	68-72	North Carolina	16/17		9-13
F19	h	L	68-76	Maryland	14/13		9-14
F22	a	L	51-72	NC State			9-15
F25	a	L	55-71	Wake Forest	5/5		9-16
M1	h	L	53-55	Clemson	12/10		9-17
M6	n4	L	46-60	NC State			9-18

n1-Coaches vs. Cancer Classic (Atlantic City (N.J.) Convention Center); h1-Delta Air Lines Holiday Classic (Georgia Dome, Atlanta, Ga.); n3-ECAC Holiday Festival (Madison Square Garden, New York, N.Y.); n4-ACC Tournament (Greensboro [N.C.] Coliseum)

1997-98 (19-14, ACC 6-10/6th)

Home: 12-6, Away: 4-7, Neutral: 3-1

NIT Quarterfinalist

Date	Site		Result	Opponent	TR	OR	Rec
N4	h	W	96-76	CSKA Bulgaria			exh
N17	h	W	86-76	Athletes in Action			exh
N24	h	W	95-65	Winthrop			1-0
N27	n1	W	62-60	Alabama			2-0
N28	n1	W	77-65	St. John's			3-0
N29	n1	W	73-69	Louisville	19/19		4-0
D4	h	L	69-71	NC State (ot)	22/23		4-1
D6	h	W	84-63	Delaware State	22/23		5-1
D13	a	L	71-85	Kentucky	24/23	4/5	5-2
D17	h	W	100-63	Coastal Carolina			6-2
D20	h1	W	94-86	Louisville			7-2
D23	a	L	71-77	Georgia	nr/23		7-3
D27	a1	W	69-61	Miami	nr/23		8-3
D31	h	W	93-76	North Texas			9-3
J3	h	W	90-58	Wofford			10-3
J8	a	L	75-96	North Carolina	1/1		10-4
J10	h	W	70-63	Wake Forest			11-4
J15	a	W	83-65	Virginia			12-4
J18	h	L	67-70	Florida State	17/16		12-5
J21	h	L	67-70	Maryland			12-6
J25	a	L	56-51	NC State			12-7
J28	h	W	77-45	Georgia Southern			13-7
F1	a	L	69-90	Duke	1/1		13-8
F4	h	W	70-52	Clemson			14-8
F8	h	L	100-107	North Carolina (2ot)	2/2		14-9
F11	a	W	77-76	Wake Forest			15-9
F14	h	W	105-86	Virginia			16-9
F18	a	W	72-59	Florida State			17-9
F21	a	L	69-81	Maryland			17-10
F25	h	L	53-76	Duke	1/1		17-11
M1	a	L	62-76	Clemson			17-12
M6	n3	L	65-83	Maryland	21/24		17-13
M11	h2	W	88-78	Seton Hall			18-13
M16	h2	W	80-79	Georgetown (ot)			19-13
M18	h2	L	70-75	Penn State			19-14

n1-Puerto Rico Shootout (Eugenio Guerra Sports Complex, Bayamon, P.R.,); h1-Delta Classic for Kids (Georgia Dome, Atlanta, Ga.); a1-Orange Bowl Classic (Miami, Fla., Arena); n3-ACC Tournament (Greensboro, N.C., Coliseum); h2-National Invitation Tournament

1998-99 (15-16, ACC 6-10/T-5th)

Home: 10-5, Away: 2-8, Neutral: 3-3

National Invitation Tournament

Date	Site		Result	Opponent	TR	OR	Rec
N2	h	L	73-84	Athletes in Action			exh
N9	h	W	94-89	California All-Stars			exh
N16	h	W	103-63	Charleston Southern			1-0
N20	h	W	73-50	The Citadel			2-0
N27	n1	W	65-62	New Orleans (ot)			3-0
N28	n1	W	58-53	West Virginia			4-0
N29	n1	L	60-76	Washington	16/16		4-1
D5	h	W	74-72	Appalachian State (ot)			5-1
D13	h	W	84-79	Georgia (ot)			6-1
D16	h	W	76-63	Wofford			7-1
D19	h1	L	39-80	Kentucky	3/4		7-2
D22	h	W	66-64	North Carolina	6/7		8-2
D26	n3	L	42-61	Hofstra			8-3
D27	n3	W	72-65	Iona			9-3
D30	h	W	80-74	Mount St. Mary's			10-3
J2	a	L	69-75	NC State			10-4
J6	a	L	58-99	Duke	2/2		10-5
J9	h	L	56-75	Florida State			10-6
J16	h	W	74-61	Wake Forest			11-6
J19	a	L	62-77	Maryland	4/4		11-7
J23	a	W	77-65	Virginia			12-7
J28	h	W	66-62	Clemson			13-7
J31	a	L	75-66	North Carolina	10/9		13-8
F2	h	L	50-51	NC State			13-9
F6	h	L	87-79	Duke	2/2		13-10
F11	a	W	111-108	Florida State (2ot)			14-10
F14	a	L	58-78	Louisville			14-11

HISTORY

ALL-TIME SCORES

F16	a	L	58-67	Wake Forest		14-12
F21	h	L	60-91	Maryland	5/5	14-13
F25	h	W	74-68	Virginia (ot)		15-13
F28	a	L	92-64	Clemson		15-14
M5	n4	L	49-78	North Carolina	15/15	15-15
M10	a1	L	64-67	Oregon		15-16

n1-Big Island Invitational (Afook-Chinen Civic Auditorium, Hilo, Hawaii), h1-Delta Classic (Georgia Dome, Atlanta, Ga.); n3-ECAC Holiday Festival (Madison Square Garden, New York, N.Y.); n4-ACC Tournament (Charlotte [N.C.] Coliseum); a1-National Invitation Tournament

1999-2000 (13-17, ACC 5-11/8th)

Home: 11-5, Away: 0-9, Neutral: 2-3

Date	Site		Result	Opponent	TR	OR	Rec
N2	h	L	66-82	Athletes in Action			exh
N9	h	L	85-95	California All-Stars			exh
N19	h	W	91-79	Mercer			1-0
N24	n1	W	100-88	Grambling State			2-0
N26	n1	W	82-65	Washington			3-0
N27	n1	L	70-84	Kansas	10/11		3-1
D1	h2	L	77-80	Michigan			3-2
D8	a	L	68-70	Georgia			3-3
D11	h3	L	61-64	Stanford (ot)	3/3		3-4
D18	h	W	81-75	Morehead State			4-4
D22	h	W	80-70	Wofford			5-4
D28	h	W	97-73	UNC Greensboro			6-4
J2	h	W	75-64	Lafayette			7-4
J5	n4	L	71-80	Kentucky	24/24		7-5
J8	a	L	65-83	Virginia			7-6
J12	a	L	52-87	Duke	6/7		7-7
J15	h	W	69-68	Maryland	18/16		8-7
J19	h	W	65-62	Florida State			9-7
J22	a	L	58-66	NC State			9-8
J27	h	L	46-60	Wake Forest			9-9
J29	h	L	53-70	North Carolina			9-10
F2	a	L	58-70	Clemson			9-11
F5	h	W	89-57	Florida A&M			10-11
F9	h	W	68-47	Virginia			11-11
F12	h	L	65-84	Duke	3/3		11-12
F16	a	L	70-92	Maryland	22/22		11-13
F21	a	L	54-64	Florida State			11-14
F24	h	W	66-63	NC State			12-14
F27	a	L	64-76	Wake Forest			12-15
M1	a	L	72-74	North Carolina (ot)			12-16
M4	h	W	85-69	Clemson			13-16
M9	n5	L	62-63	Florida State			13-17

n1-Great Alaska Shootout (Sullivan Arena, Anchorage, Alaska); h2-ACC-Big Ten Challenge (Philips Arena, Atlanta, Ga.); h3-Delta Air Lines Classic for Kids (Philips Arena, Atlanta, Ga.); n4-Freedom Hall, Louisville, Ky.; n5-ACC Tournament (Charlotte [N.C.] Coliseum)

Paul Hewitt

St. John Fisher '85
Record: 190-162 (.540)
2000-11 (11 seasons)

2000-01 (17-13, ACC 8-8/T-5th)

Home: 12-3, Away: 2-8, Neutral: 3-2

NCAA Tournament

Date	Site		Result	Opponent	TR	OR	Rec
N7	h1	L	86-107	California All-Stars			exh
N11	h	W	96-85	Team Fokus			exh
N17	h	W	92-49	Wofford			1-0
N21	h	W	85-62	Charleston Southern			2-0
N24	h	W	92-61	Davidson			3-0
N28	a1	L	67-85	Iowa			3-1
D2	n1	W	72-67	UCLA			4-1
D6	h	L	70-75	Georgia			4-2
D9	h2	W	86-84	Kentucky			5-2
D18	n3	W	78-56	Idaho State			6-2
D19	a	L	66-80	Stanford	3/3		6-3
D23	h	W	94-58	Morgan State			7-3
D28	h	W	90-59	Harvard			8-3
J2	h	L	70-84	North Carolina	13/14		8-4
J6	a	L	80-93	Maryland	17/17		8-5
J9	a	W	73-68	Virginia	10/9		9-5
J13	h	W	95-89	Wake Forest (ot)	6/6		10-5
J16	a	L	60-72	NC State			10-6
J20	h	L	77-98	Duke	2/2		10-7
J24	a	W	111-108	Clemson			11-7
J27	h	W	77-68	Florida State			12-7
F3	a	L	69-82	North Carolina	4/4		12-8
F6	h	W	72-62	Maryland	13/13		13-8
F11	h	W	62-56	Virginia	6/9		14-8
F14	a	L	65-81	Wake Forest	23/15		14-9
F17	h	W	69-54	NC State			15-9
F21	a	L	54-98	Duke	4/3		15-10
F25	h	W	85-64	Clemson			16-10
F28	a	L	59-69	Florida State			16-11
M9	n4	W	74-69	Virginia	12/12		17-11
M10	n4	L	63-70	North Carolina	6/5		17-12
M15	n5	L	62-66	St. Joseph's	23/23		17-13

h1-Georgia Dome, Atlanta, Ga.; a1-ACC-Big Ten Challenge (Carver-Hawkeye Arena, Iowa City, Iowa); n1-Wooden Classic (Arrowhead Pond, Anaheim, Calif.); h2-Delta Air Lines Classic for Kids (Philips Arena, Atlanta, Ga.); n3-Stanford Invitational (Maples Pavilion, Stanford, Calif.); n4-ACC Tournament (Georgia Dome, Atlanta, Ga.); n5-NCAA West First Round (Cox Arena, San Diego, Calif.)

2001-02 (15-16, ACC 7-9/T-5th)

Home: 9-7, Away: 4-6, Neutral: 2-3

Date	Site		Result	Opponent	TR	OR	Rec
N18	h	L	90-99	Nike Elite			exh
N12	h	W	112-85	EA Sports All-Stars			exh
N16	h	W	97-62	Florida A&M			1-0
N19	h1	L	74-79	Pennsylvania			1-1
N22	n1	W	70-65	Eastern Illinois			2-1
N23	n1	L	66-105	Illinois	3/2		2-2
N24	n1	L	54-67	Saint Louis			2-3
N28	h2	W	62-61	Wisconsin			3-3
D2	a	L	77-83	North Carolina			3-4
D9	a	L	82-95	Georgia			3-5
D16	h3	W	96-80	Syracuse	13/12		4-5
D17	n3	W	83-69	Davidson			5-5
D21	h	W	79-70	Wofford			6-5
D23	h	L	69-79	Tulane			6-6
D29	h	L	92-98	IUPUI			6-7
J2	h	W	86-68	Cornell			7-7
J5	h	L	76-83	Clemson			7-8
J10	a	L	79-104	Duke	2/1		7-9
J13	h	L	87-92	Maryland	4/4		7-10
J19	a	L	71-84	NC State			7-11
J22	h	L	65-69	Virginia	7/7		7-12
J26	a	L	74-87	Wake Forest	21/16		7-13
J30	h	W	77-46	Florida State			8-13
F2	h	W	86-74	North Carolina			9-13
F6	a	W	74-50	Clemson			10-13
F9	h	L	63-95	Duke	1/1		10-14
F13	a	L	65-85	Maryland	3/3		10-15
F16	a	W	60-40	Saint Louis			11-15
F20	h	W	65-59	NC State			12-15
F23	a	W	82-80	Virginia	22/15		13-15
F27	h	W	90-77	Wake Forest	24/22		14-15
M2	a	W	86-78	Florida State			15-15
M8	n4	L	83-92	Wake Forest			15-16

h1-Las Vegas Invitational (Alexander Memorial Coliseum); h2-ACC-Big Ten Challenge (Alexander Memorial Coliseum); h3-Chick-fil-A Peach Bowl Classic (Philips Arena, Atlanta, Ga.); n1-Las Vegas Invitational (Valley High School, Las Vegas, Nev.); n3-Charlotte [N.C.] Coliseum; n4-ACC Tournament (Charlotte [N.C.] Coliseum)

2002-03 (16-15, ACC 7-9/5th)

Home: 13-3, Away: 2-11, Neutral: 1-1

NIT Quarterfinals

Date	Site		Result	Opponent	TR	OR	Rec
N10	h	W	110-73	S.E. Atlanta All-Stars			exh
N19	h	W	81-48	Team Nike			exh
N23	h	W	113-75	Arkansas-Pine Bluff			1-0
N27	h	W	83-77	Georgia	17/18		2-0
D1	h	W	75-53	Gardner-Webb			3-0
D4	a1	L	63-64	Minnesota	20/17		3-1
D7	n1	W	67-53	Marist			4-1
D15	h2	L	69-70	Tennessee			4-2
D17	h	W	88-66	Troy State			5-2
D21	a	L	65-92	Syracuse			5-3
D29	a	L	77-84	Maryland	23/22		5-4
J2	a	L	66-80	Tulane			5-5
J8	h	W	81-55	Cornell			6-5
J11	h	W	85-61	NC State			7-5
J14	h	W	81-74	Florida State			8-5
J19	a	L	66-73	Wake Forest	19/20		8-6
J22	h	W	66-47	Elon			9-6
J25	a	L	71-91	Duke	3/3		9-7
J29	h	W	88-68	North Carolina			10-7
F1	h	W	80-60	Virginia			11-7
F5	a	L	67-69	Clemson			11-8
F9	h	W	90-84	Maryland	8/8		12-8
F12	a	L	57-63	NC State			12-9
F15	a	L	64-71	Florida State			12-10
F20	h	L	67-75	Wake Forest	10/11		12-11
F26	h	L	58-77	Duke	6/5		12-12
M1	a	L	66-67	North Carolina			12-13
M5	a	W	90-73	Virginia			13-13
M8	h	W	66-56	Clemson			14-13
M14	n3	L	65-71	NC State			14-14
M19	h1	W	72-58	Ohio State			15-14
M24	a2	W	79-78	Iowa			16-14
M26	a2	L	72-80	Texas Tech			16-15

a1 - ACC-Big Ten Challenge (Williams Arena, Minneapolis, Minn.); h1, a2 - National Invitation Tournament; n1 - Madison Square Garden (New York, N.Y.); h2 - Chick-fil-A Peach Bowl Classic for Kids (Philips Arena, Atlanta, Ga.); n3 - ACC Tournament (Greensboro Coliseum, Greensboro, N.C.)

2003-04 (28-10, ACC 9-7/T3rd)

Home: 13-3, Away: 7-5; Neutral: 8-2

NCAA National Runner-Up

Date	Site		Result	Opponent	TR	OR	Rec
N6	h	W	100-89	Team Nike			exh
N10	h	W	112-75	S.E. Atlanta All-Stars			exh
N18	h1	W	79-45	Louisiana-Lafayette			1-0
N20	h1	W	75-56	Hofstra			2-0
N23	a	W	90-69	Cornell			3-0
N26	n1	W	77-61	Connecticut	1/1		4-0
N28	n1	W	85-65	Texas Tech	25/v		5-0
D3	a1	W	73-53	Ohio State	13/15		6-0
D6	h	W	94-43	Tennessee State	13/15		7-0
D13	h2	W	75-62	Saint Louis	10/11		8-0
D17	h	W	74-41	Alabama A&M	5/6		9-0
D21	h	W	79-66	St. John's	5/6		10-0
D23	h	W	90-40	Marist	4/4		11-0
D29	h	W	86-65	Virginia Commonwealth	3/3		12-0
J3	a	L	80-83	Georgia (2ot)	3/3		12-1
J11	a	L	88-103	North Carolina	8/8	12/13	12-2
J15	h	W	75-57	Virginia	12/14		13-2
J17	h	W	81-71	Maryland	12/14		14-2
J20	a	W	73-66	Wake Forest	11/13	10/7	15-2
J24	a	L	72-76	NC State	11/13		15-3
J27	h	W	76-69	Clemson	14/16		16-3
J31	h	L	74-82	Duke	14/16	1/1	16-4
F3	a	L	65-81	Florida State	15/16		16-5
F7	a	W	77-62	Tennessee	15/16		17-5
F10	h	W	88-77	North Carolina	15/16	14/17	18-5
F14	a	L	80-82	Virginia	15/16		18-6
F19	a	W	75-64	Maryland	18/16		19-6
F22	h	L	76-80	Wake Forest	18/16	15/15	19-7
F25	h	L	69-79	NC State	18/20	14/19	19-8
F28	a	W	79-60	Clemson	18/20		20-8
M3	a	W	76-68	Duke	19/22	3/3	21-8
M6	h	W	63-60	Florida State	19/22		22-8
M12	n3	W	83-82	North Carolina	14/18	16/19	23-8
M13	n3	L	71-85	Duke	14/18	5/4	23-9
M19	n4	W	65-60	Northern Iowa	14/15		24-9
M21	n4	W	57-54	Boston College	14/15	25/v	25-9
M26	n5	W	72-67	Nevada	14/15		26-9
M28	n5	W	79-71	Kansas (ot)	14/15	16/14	27-9
A3	n6	W	67-65	Oklahoma State	14/15	4/3	28-9
A5	n6	L	73-82	Connecticut	14/15	7/7	28-10

a1 - ACC-Big Ten Challenge (Value City Arena, Columbus, Ohio); h1 - Preseason NIT; n1 - Preseason NIT (Madison Square Garden, New York, N.Y.); h2 - Chick-fil-A Peach Bowl Classic for Kids (Philips Arena, Atlanta, Ga.); n3 - ACC Tournament (Greensboro Coliseum, Greensboro, N.C.); n4 - NCAA First and Second Rounds (Bradley Center, Milwaukee, Wis.); n5 - NCAA St. Louis Regional (Edward Jones Dome, St. Louis, Mo.); n6 - NCAA Final Four (Alamodome, San Antonio, Texas)

2004-05 (20-12, ACC 8-8/T4th)

Home: 13-3, Away: 4-6; Neutral: 3-3

NCAA Tournament Second Round

Date	Site		Result	Opponent	TR	OR	Rec
N6	h	W	80-60	Kennesaw State	3/4		exh
N14	h	W	103-66	LeMoyne	3/4		exh
N19	h	W	74-37	Alabama State	3/4		1-0
N22	a	W	60-59	Illinois-Chicago	3/3		2-0
N26	h	W	79-54	Arkansas-Little Rock	3/3		3-0
N30	h1	W	99-68	Michigan	4/4		4-0
D5	h	W	87-49	Georgia	4/4		5-0
D11	h2	W	64-42	Air Force	3/3		6-0
D15	h	W	72-47	James Madison	3/3		7-0
D18	n2	L	73-85	Gonzaga	3/3	22/v	7-1
D22	h	W	90-48	Charleston Southern	9/9		8-1
D28	h	W	92-58	Lafayette	9/9		9-1
J1	a	L	68-70	Kansas (ot)	9/9	2/2	9-2
J6	h	W	80-69	Miami	9/10		10-2
J8	h	W	92-69	Virginia	9/10		11-2
J12	a	L	69-91	North Carolina	8/8	3/4	11-3
J16	a	L	68-76	NC State	8/8		11-4
J22	h	L	69-70	Virginia Tech	12/15		11-5
J27	h	W	102-101	Wake Forest (ot)	22/21	5/5	12-5
J30	a	L	71-79	Maryland	22/21		12-6
F2	h	W	64-61	Florida State	25/23		13-6
F5	a	L	65-82	Duke	25/23	4/6	13-7
F8	a	W	70-62	Clemson			14-7
F13	h	L	51-53	NC State			14-8
F20	a	W	76-75	Florida State			15-8
F23	h	L	56-60	Duke	7/10		15-9
F26	a	W	76-72	Miami			16-9
M2	a	L	91-98	Wake Forest	4/4		16-10
M5	h	W	64-56	Clemson			17-10
M11	n3	W	73-54	Virginia Tech			18-10
M12	n3	W	78-75	North Carolina	2/2		19-10
M13	n3	L	64-69	Duke	6/6		19-11
M18	n4	W	80-68	George Washington	25/25		20-11
M20	n4	L	54-76	Louisville	25/25	4/4	20-12

Note: Miami, Virginia Tech join ACC (11 members)

h1 - ACC/Big Ten Challenge; h2 - Chick-fil-A Peach Bowl Classic for Kids (Philips Arena, Atlanta, Ga.); n2 - Las Vegas Showdown (Thomas & Mack Center, Las Vegas, Nev.); n3 - ACC Tournament (MCI Center, Washington, D.C.); n4 - NCAA First and Second Rounds (Gaylord Entertainment Center, Nashville, Tenn.)

ALL-TIME SCORES

2005-06 (11-17, ACC 4-12/11th)

Home: 10-5, Away: 0-10; Neutral: 1-2

Date	Site	Result	Opponent	TR	OR	Rec
N6	h	W 96-57	Augusta State			exh
N18	h	W 80-52	UNC-Asheville			1-0
N21	h	W 81-69	Elon			2-0
N25	h	L 51-73	Illinois-Chicago			2-1
N30	a1	L 86-88	Michigan State	13/14		2-2
D4	h	W 63-54	Virginia			3-2
D7	a	L 75-91	Georgia			3-3
D10	h	W 82-72	Tennessee State			4-3
D22	h	W 92-67	Jacksonville			5-3
D28	n1	L 46-54	Air Force			5-4
D31	h	W 73-46	Bethune-Cookman			6-4
J3	h	W 76-67	Vanderbilt			7-4
J8	h	W 60-58	Boston College	11/11		8-4
J10	n2	W 85-69	Centenary			9-4
J14	a	L 78-87	NC State	18/18		9-5
J18	a	L 71-86	Wake Forest			9-6
J21	h	L 63-73	Clemson			9-7
J25	h	L 74-86	Maryland	18/19		9-8
J29	a	L 64-66	Boston College	20/18		9-9
J31	a	L 62-63	Virginia Tech			9-10
F4	h	L 53-70	Miami			9-11
F9	a	L 79-80	Florida State			9-12
F12	h	W 71-68	NC State	16/15		10-12
F15	a	L 75-82	North Carolina	23/23		10-13
F18	a	L 84-87	Maryland (ot)			10-14
F22	h	L 66-73	Duke	1/1		10-15
F25	h	W 76-61	Wake Forest			11-15
M4	a	L 82-95	Clemson			11-16
M9	n3	L 64-82	Maryland			11-17

Note: Boston College joins ACC (12 members)

a1 - ACC-Big Ten Challenge; n1 - World Arena, Colorado Springs, Colo; n2 - CenturyTel Center, Bossier City, La.; n3 - ACC Tournament, Greensboro Coliseum, Greensboro, N.C.

2006-07 (20-12, ACC 8-8/T-6th)

Home: 17-1, Away: 1-8, Neutral: 2-3

NCAA Tournament

Date	Site	Result	Opponent	TR	OR	Rec
N4	h	W 96-52	Morehouse	23/21		exh
N10	h	W 83-49	Elon	23/21		1-0
N13	h	W 100-70	Jackson State	23/21		2-0
N16	h	W 103-74	Georgia State	23/21		3-0
N20	n1	W 79-61	Purdue	19/19		4-0
N21	n1	W 92-85	Memphis	19/19	12/11	5-0
N22	n1	L 73-88	UCLA	19/19	5/5	5-1
N28	h1	W 77-73	Penn State	21/24		6-1
D3	a	L 82-90	at Miami	21/24		6-2
D9	a	L 64-73	at Vanderbilt	25/v		6-3
D18	h	W 92-52	Centenary			7-3
D22	h	W 78-69	Georgia			8-3
D28	h	W 85-55	Troy			9-3
D30	h	W 87-43	St. Francis, Pa.			10-3
J3	h	W 97-46	Winston-Salem State			11-3
J6	a	L 74-75	at Clemson	23/18		11-4
J10	h	W 74-63	Duke	11/11		12-4
J13	h	W 88-80	Florida State			13-4
J20	a	L 61-77	at North Carolina	4/4		13-5
J24	a	L 65-80	at Maryland			13-6
J28	h	L 65-73	Virginia Tech	24/23		13-7
J30	a	L 75-85	at Wake Forest			13-8
F3	h	W 80-62	Clemson	25/21		14-8
F6	h	W 74-65	NC State			15-8
F11	h2	W 65-52	Connecticut			16-8
F13	a	W 63-57	at Florida State			17-8
F18	a	L 62-71	at Duke			17-9
F21	h	W 75-61	Wake Forest			18-9
F24	a	L 69-75	at Virginia	24/v		18-10
M1	h	W 84-77	North Carolina	8/8		19-10
M4	h	W 74-60	Boston College			20-10
M8	n2	L 112-114	Wake Forest (2ot)			20-11
M16	n3	L 63-67	UNLV	19/18		20-12

h1 - ACC/Big Ten Challenge; h2 - Georgia Dome, Atlanta, Ga.; n1 - EA Sports Maui Invitational (Lahaina Civic Center, Lahaina, Maui); n2 - ACC Tournament, St. Pete Times Forum, Tampa, Fla.; n3 - NCAA Midwest First Round, United Center, Chicago, Ill.

2007-08 (15-17, ACC 7-9/T-7th)

Home: 6-7, Away: 6-8, Neutral: 3-2

Date	Site	Result	Opponent	TR	OR	Rec
N2	h	W 126-86	Carson-Newman			exh
N9	h	L 74-83	UNC-Greensboro			0-1
N11	a	W 99-85	Tennessee State			1-1
N16	n1	W 82-77	Charlotte			2-1
N18	n1	L 73-79	Winthrop			2-2
N19	n1	W 70-69	Notre Dame			3-2
N27	a	L 79-83	Indiana	15/15		3-3
D1	a	L 79-92	Vanderbilt			3-4
D5	a	W 72-67	Georgia State			4-4
D18	h	L 66-71	Kansas	3/3		4-5
D22	h	W 86-41	Centenary			5-5
D27	h	W 83-63	Tennessee Tech			6-5
D30	h	L 64-66	Florida State			6-6
J6	h	W 77-64	Presbyterian			7-6
J9	a	L 72-79	Georgia			7-7
J12	a	L 68-78	Miami	25/v		7-8
J16	h	L 82-83	North Carolina	1/1		7-9
J19	h	W 81-70	Virginia Tech			8-9
J23	a	W 77-74	NC State			9-9
J27	a	W 92-82	Virginia (ot)			10-9
F2	h	L 86-88	Maryland			10-10
F6	a	W 89-83	Wake Forest			11-10
F9	a	L 68-80	Connecticut	19/19		11-11
F14	a	L 67-82	Clemson			11-12
F17	h	L 63-64	Miami			11-13
F23	a	L 84-92	Virginia Tech			11-14
F27	a	L 58-71	Duke	7/6		11-15
M1	h	W 87-79	Wake Forest (ot)			12-15
M3	h	L 74-76	Virginia			12-16
M6	h	W 80-75	Clemson	24/v		13-16
M8	a	W 86-78	Boston College			14-16
M13	n2	W 94-76	Virginia			15-16
M14	n2	L 70-82	Duke	7/7		15-17

a1 - ACC/Big Ten Challenge; n1 - Paradise Jam, St. Thomas, U.S. Virgin Islands; n2 - ACC Tournament, Bobcats Arena, Charlotte, N.C.

2008-09 (12-19, ACC 2-14/12th)

Home: 9-8, Away: 2-10, Neutral: 1-1

Date	Site	Result	Opponent	TR	OR	Rec
N7	h	W 85-54	Le Moyne			exh
N14	h	W 92-47	Winston-Salem State			1-0
N22	a	W 82-76	Mercer (ot)			2-0
N25	h	W 74-47	Arkansas-Pine Bluff			3-0
N28	h	W 79-76	Jacksonville			4-0
D3	h1	L 83-85	Penn State			4-1
D6	h	W 63-51	Vanderbilt			5-1
D14	h	L 60-66	Illinois-Chicago			5-2
D17	h	W 84-64	Georgia State			6-2
D20	a	W 86-58	Pepperdine			7-2
D22	a	L 57-76	Southern California			7-3
D28	h	L 84-88	Virginia (ot)			7-4
D30	h	W 63-58	Tennessee State			8-4
J3	a	L 77-88	Alabama			8-5
J6	h	W 67-62	Georgia			9-5
J10	a	L 61-68	Maryland			9-6
J14	h	L 56-70	Duke	3/2		9-7
J17	a	L 71-76	NC State (ot)			9-8
J20	h	L 76-80	Boston College (ot)			9-9
J25	a	L 59-73	Clemson	10/9		9-10
J31	h	W 76-74	Wake Forest	6/4		10-10
F5	a	L 58-62	Florida State			10-11
F8	h	L 56-57	Maryland			10-12
F11	a	L 71-76	Virginia Tech			10-13
F14	h	L 65-86	NC State			10-14
F18	a	L 69-87	Wake Forest	8/8		10-15
F22	h	L 73-81	Clemson	13/13		10-16
F28	a	L 74-104	North Carolina	4/5		10-17
M4	h	W 78-68	Miami			11-17
M7	a	L 66-67	Boston College			11-18
M12	n1	W 86-81	Clemson	17/18		12-18
M13	n1	L 62-64	Florida State	22/22		12-19

h1 - ACC/Big Ten Challenge; n1 - ACC Tournament, Georgia Dome, Atlanta, Ga.

2009-10 (23-13, ACC 7-9/7th)

Home: 14-2, Away: 3-8, Neutral: 6-3

NCAA Tournament Second Round

Date	Site	Result	Opponent	TR	OR	Rec
N8	h	W 84-76	IUPUI (ot)			exh
N14	h	W 100-59	Florida A&M	22/20		1-0
N19	n1	L 59-63	Dayton	21/19	18/21	1-1
N20	n1	W 70-62	George Mason	21/19		2-1
N22	n1	W 85-67	Boston University	21/19		3-1
N27	h	W 85-74	Mercer	v/25		4-1
D2	h	W 74-61	Siena	v/23		5-1
D5	h	W 79-53	Southern California	v/23		6-1
D14	a	W 95-64	Chattanooga	22/15		7-1
D16	h	W 65-53	Arkansas-Pine Bluff	22/15		8-1
D20	h	L 59-66	Florida State (ot)	22/15		8-2
D22	h	W 80-55	Kennesaw State	v/22		9-2
D29	h	W 78-43	Winston-Salem State	v/20		10-2
J2	a	W 76-67	Charlotte	v/20		11-2
J5	a	L 66-73	Georgia	20/17		11-3
J9	h	W 71-67	Duke	20/17	5/5	12-3
J13	a	L 75-82	Virginia	20/18		12-4
J16	a	W 73-71	North Carolina	20/18	12/13	13-4
J19	h	W 66-64	Clemson	19/18	17/16	14-4
J24	a	L 66-68	Florida State	19/18		14-5
J28	h	W 79-58	Wake Forest	22/22		15-5
J30	h	W 98-50	Kentucky State	22/22		16-5
F4	a	L 67-86	Duke	21/19	10/9	16-6
F6	h	W 73-71	NC State	21/19		17-6
F10	a	L 62-64	Miami	20/20		17-7
F13	a	L 64-75	Wake Forest	20/20		17-8
F16	h	W 68-51	North Carolina			18-8
F20	a	L 75-76	Maryland			18-9
F27	h	W 73-68	Boston College			19-9
M2	a	L 80-91	at Clemson			19-10
M6	h	L 82-88	Virginia Tech			19-11
M11	n2	W 62-58	North Carolina			20-11
M12	n2	W 69-64	Maryland	19/19		21-11
M13	n2	W 57-54	NC State			22-11
M14	n2	L 61-65	Duke	4/4		22-12
M19	n3	W 64-59	Oklahoma State			23-12
M21	n3	L 66-75	Ohio State	5/7		23-13

n1 - O'Reilly Auto Parts Puerto Rico Tip-Off; n2 - ACC Tournament, Greensboro Coliseum, Greensboro, N.C.; n3 - NCAA Midwest First and Second Rounds, Bradley Center, Milwaukee, Wis.

2010-11 (13-18, ACC 5-11/10th)

Home: 10-6, Away: 1-10, Neutral: 2-2

Date	Site	Result	Opponent	TR	OR	Rec
N5	h	W 71-68	Clark Atlanta (ot)			exh
N12	h	W 52-39	Charleston Southern			1-0
N15	a	L 63-80	Kennesaw State			1-1
N17	h1	W 78-51	Albany			2-1
N19	h1	W 77-51	Niagara			3-1
N26	n1	W 71-61	UTEP			4-1
N27	n1	L 76-80	Syracuse	9/10		4-2
N30	a	L 71-91	Northwestern			4-3
D7	h	L 72-73	Georgia			4-4
D11	h	W 69-59	Savannah State			5-4
D18	n2	W 67-54	Richmond			6-4
D22	a	L 57-62	Siena			6-5
D27	h	cancelled	Fordham			
D31	h	W 87-78	Mercer			7-5
J2	h	L 83-86	Charlotte (2 ot)			7-6
J8	a	L 75-86	Boston College			7-7
J12	a	L 62-87	Clemson			7-8
J16	h	W 78-58	North Carolina			8-8
J19	h	W 74-39	Wake Forest			9-8
J22	a	L 64-72	Virginia			9-9
J25	h	W 72-57	Virginia Tech			10-9
J30	h	L 63-74	Maryland			10-10
F3	a	L 57-59	Miami			10-11
F5	h	L 56-65	Clemson			10-12
F10	h	L 63-72	Florida State			10-13
F13	a	L 77-102	Virginia Tech			10-14
F16	h	W 62-53	Chattanooga			11-14
F20	a	L 57-79	Duke	5/5		11-15
F23	h	L 56-62	Virginia			11-16
F26	a	L 74-79	NC State			11-17
M3	a	W 80-54	Wake Forest			12-17
M6	h	W 66-57	Miami			13-17
M10	n3	L 43-59	Virginia Tech			13-18

h1 - Legends Classic; n1 - Legends Classic, Boardwalk Hall, Atlantic City, N.J.; n2 - Battle at Atlantis, Paradise Island, Bahamas; n3 - ACC Tournament, Greensboro Coliseum, Greensboro, N.C.

Brian Gregory

Oakland '90
Record: 76-86 (.469)
2011-16 (5 seasons)

HOME GAMES AT THE ARENA AT GWINNETT AND PHILIPS ARENA (NOW KNOWN AS INFINITE ENERGY CENTER AND STATE FARM AREMA)

2011-12 (11-20, ACC 4-12/T-11th)

Home: 7-8, Away: 3-9, Neutral: 1-3

Date	Site	Result	Opponent	TR	OR	Rec
N11	h1	W 92-59	Florida A&M			1-0
N14	h1	W 70-52	Delaware State			2-0
N17	n1	L 53-66	St. Joseph's			2-1
N18	n1	W 73-60	VCU			3-1
N20	n1	L 50-59	LSU			3-2
N23	h1	W 72-44	Siena			4-2
N29	h2	L 60-76	Northwestern			4-3
D3	a	L 52-57	Tulane			4-4
D7	a	W 68-56	Georgia			5-4
D10	a	W 65-45	Savannah State			6-4
D19	h1	W 65-54	Alabama A&M			7-4
D22	h1	L 59-65	Mercer			7-5
D29	a	L 66-72	Fordham			7-6
J3	h2	L 48-73	Alabama			7-7
J7	h2	L 74-81	Duke	5/3		7-8
J11	a	W 82-71	NC State			8-8
J15	a	L 50-61	Maryland			8-9
J19	h2	L 38-70	Virginia	15/17		8-10
J21	a	L 62-64	Clemson			8-11
J24	h2	L 49-64	Miami			8-12
J29	a	L 81-93	North Carolina	7/8		8-13

ALL-TIME SCORES

F1	a	L	54-68	Florida State	21/24	8-14
F4	h2	W	51-47	Boston College		9-14
F9	h2	L	52-61	NC State		9-15
F15	a	L	50-59	Wake Forest		9-16
F18	a	L	73-74	Virginia Tech (ot)		9-17
F21	h2	L	37-56	Clemson		9-18
F25	h2	W	63-61	Maryland		10-18
F29	a	L	52-56	Boston College		10-19
M3	h2	W	69-62	Wake Forest		11-19
M8	n2	L	36-54	Miami		11-20

h1 - Arena at Gwinnett; h2 - Philips Arena; n1 - TD Arena, Charleston, S.C. (Charleston Classic); n2 - ACC Tournament, Philips Arena, Atlanta, Ga.

Tech begins playing home games at McCamish Pavilion

2012-13 (16-15, ACC 6-12/T-9th)

Home: 11-6, Away: 3-7, Neutral: 2-2

Date	Site		Result	Opponent	TR	OR	Rec
N9	h	W	79-61	Tulane			1-0
N14	h	W	52-38	Presbyterian			2-0
N22	n1	W	54-36	Rice			3-0
N23	n1	L	57-68	California			3-1
N25	n1	W	65-56	Saint Mary's			4-1
N28	a	L	62-75	Illinois	22/22		4-2
D4	h	W	62-54	Georgia			5-2
D8	h	W	73-66	UNC-Wilmington			6-2
D17	h	W	75-41	Alabama State			7-2
D22	h	W	73-41	The Citadel			8-2
D29	h	W	73-48	Fordham			9-2
J2	h	W	74-58	Chattanooga			10-2
J5	h	L	49-62	Miami			10-3
J9	a	L	70-83	NC State	20/21		10-4
J12	h	L	65-70	Virginia Tech (ot)			10-5
J17	a	L	57-73	Duke	3/3		10-6
J23	a	L	63-79	North Carolina			10-7
J26	h	W	82-62	Wake Forest			11-7
J29	a	L	60-63	Clemson			11-8
F3	h	W	66-60	Virginia			12-8
F5	h	L	54-56	Florida State			12-9
F9	a	W	64-54	Virginia Tech			13-9
F14	h	L	53-56	Clemson			13-10
F16	a	W	57-56	Wake Forest			14-10
F19	h	L	58-70	North Carolina			14-11
F24	a	L	54-82	Virginia			14-12
F27	h	W	78-68	Maryland			15-12
M3	h	L	57-70	NC State			15-13
M6	a	W	71-69	Miami	6/7		16-13
M9	a	L	72-74	Boston College			16-14
M14	n2	L	64-84	Boston College			16-15

n1 - Anaheim Convention Center, Anaheim, Calif. (DirecTV Classic); n2 - ACC Tournament, Greensboro (N.C.) Coliseum.

2013-14 (16-17, ACC 6-12/T-11th)

Home: 10-7, Away: 5-7, Neutral: 1-3

Date	Site		Result	Opponent	TR	OR	Rec
N1	h	W	90-53	Young Harris			exh
N8	h	W	88-57	Presbyterian			1-0
N11	h	W	68-50	Delaware State			2-0
N15	a	W	80-71	Georgia			3-0
N20	h	L	72-82	Dayton			3-1
N24	h	W	78-71	North Carolina A&T			4-1
N26	h	W	76-59	Mississippi Valley State			5-1
N29	n1	L	67-77	Mississippi			5-2
N30	n1	L	58-69	St. John's			5-3
D3	h	W	67-64	Illinois			6-3
D7	h	W	87-57	East Tennessee State			7-3
D16	h	W	74-57	Kennesaw State			8-3
D21	a	L	63-76	Vanderbilt			8-4
D29	a	W	58-55	Charlotte			9-4
J4	a	L	61-77	Maryland			9-5
J7	a	L	57-79	Duke	16/13		9-6
J11	h	W	74-69	Notre Dame			10-6
J14	h	L	74-81	Pittsburgh	22/21		10-7
J18	h	L	42-56	Miami			10-8
J21	a	W	68-60	Boston College			11-8
J26	a	L	78-80	NC State (ot)			11-9
J29	h	L	65-78	North Carolina			11-10
F1	a	W	79-70	Wake Forest			12-10
F4	a	L	41-45	Clemson			12-11
F8	h	L	45-64	Virginia	20/21		12-12
F13	h	W	74-71	Boston College			13-12
F18	h	L	51-68	Duke	5/6		13-13
F22	h	L	55-63	Clemson			13-14
F26	a	L	62-65	Notre Dame			13-15
M2	a	L	71-81	Florida State			13-16
M4	a	W	67-62	Syracuse	7/7		14-16
M8	h	W	62-51	Virginia Tech			15-16
M12	n2	W	73-70	Boston College (ot)			16-16
M13	n2	L	65-69	Clemson (ot)			16-17

n1 - Barclays Center, Brooklyn, N.Y. (Barclays Center Classic); n2 - ACC Tournament, Greensboro (N.C.) Coliseum

2014-15 (12-19, ACC 3-15/13th)

Home: 8-8, Away: 2-9, Neutral: 2-2

Date	Site		Result	Opponent	TR	OR	Rec
N7	h	W	74-41	Clayton State			exh
N14	h	W	80-73	Georgia			1-0
N18	h	W	66-46	Alabama A&M			2-0
N21	h	W	78-69	Purdue Fort Wayne			3-0
N27	n1	L	70-72	Marquette			3-1
N28	n1	W	61-54	Rider			4-1
N30	n1	W	64-61	Rhode Island			5-1
D3	a	W	66-58	Northwestern			6-1
D6	h	L	54-59	USC Upstate			6-2
D15	h	W	70-57	Appalachian State			7-2
D20	h	W	65-60	Vanderbilt			8-2
D23	a	L	61-75	Dayton			8-3
D30	h	W	67-66	Charlotte			9-3
J3	a	L	76-83	Notre Dame (2ot)	14/13		9-4
J7	h	L	45-46	Syracuse			9-5
J10	a	L	69-76	Wake Forest			9-6
J14	h	L	59-62	Notre Dame	12/12		9-7
J17	a	L	65-70	Pittsburgh			9-8
J22	a	L	28-57	Virginia	2/2		9-9
J25	h	L	62-64	Boston College			9-10
J28	a	W	70-50	Miami	23/23		10-10
J31	h	L	80-81	NC State (ot)			10-11
F4	a	L	66-72	Duke	4/5		10-12
F7	h	W	73-59	Wake Forest			11-12
F9	a	L	63-65	Virginia Tech			11-13
F14	h	L	53-57	Florida State			11-14
F16	h	W	63-52	Clemson			12-14
F21	a	L	60-89	North Carolina	15/16		12-15
F23	h	L	51-52	Louisville	17/15		12-16
F28	a	L	63-70	Clemson (ot)			12-17
M3	h	L	49-81	North Carolina	19/19		12-18
M10	n2	L	65-66	Boston College			12-19

Note: Louisville, Notre Dame, Pittsburgh, Syracuse join ACC; Maryland leaves (15 members)

n1 - Lake Buena Vista, Fla. (Orlando Classic); n2 - ACC Tournament, Greensboro (N.C.) Coliseum

2015-16 (21-15, ACC 8-10/11th)

Home: 14-5, Away: 5-8, Neutral: 2-2

Date	Site		Result	Opponent	TR	OR	Rec
N13	h	W	116-81	Cornell			1-0
N16	h	W	69-67	Tennessee			2-0
N19	h	W	107-77	Green Bay			3-0
N22	h	L	68-69	East Tennessee State			3-1
N26	n1	W	83-73	Arkansas			4-1
N27	n1	L	52-69	Villanova	8/9		4-2
D1	h	W	77-61	Wofford			5-2
D5	a	W	76-68	Tulane			6-2
D15	h	W	77-64	VCU			7-2
D19	a	L	61-75	Georgia			7-3
D21	h	W	75-62	Southeastern Louisiana			8-3
D23	h	W	76-60	Colgate			9-3
D29	h	W	73-67	Duquesne			10-3
J2	a	L	78-86	North Carolina	7/8		10-4
J6	a	L	84-89	Pittsburgh	24/21		10-5
J9	h	W	68-64	Virginia	4/4		11-5
J13	a	L	64-72	Notre Dame			11-6
J16	h	L	77-78	Virginia Tech			11-7
J23	h	L	71-75	Louisville	17/16		11-8
J27	a	W	90-83	NC State			12-8
J30	a	L	57-60	Syracuse			12-9
F2	h	L	71-80	Duke			12-10
F7	h	L	68-75	Miami	17/15		12-11
F10	h	W	71-66	Wake Forest			13-11
F13	a	L	52-66	Clemson			13-12
F17	a	W	86-80	Florida State			14-12
F20	h	W	63-62	Notre Dame	19/18		15-12
F23	h	W	75-73	Clemson			16-12
F27	a	W	76-71	Boston College			17-12
M1	a	L	53-56	Louisville	11/x		17-13
M5	h	W	63-59	Pittsburgh			18-13
M9	n2	W	88-85	Clemson (ot)			19-13
M10	n2	L	52-72	Virginia	4/4		19-14
M16	h	W	81-62	Houston*			20-14
M21	a	W	83-66	South Carolina*			21-14
M23	a	L	56-72	San Diego State*			21-15

*n1 - NIT Season Tip-Off, Barclays Center, Brooklyn, N.Y.; n2 - ACC Tournament, Verizon Center, Washington, D.C.; *National Invitation Tournament*

Josh Pastner

Arizona '97
Record: 82-76* (.519)
2016-present (5 seasons)

**On-court record. NCAA Committee on Infractions has vacated 22 wins and 1 loss from the 2016-17 and 2017-18 seasons.*

2016-17 (!0-15, ACC !0-10)

Home: 0-4, Away: 0-10, Neutral: 0-2

Date	Site		Result	Opponent	TR	OR	Rec
N5	h	W	95-87	Shorter (ot)			exh
N11	h	W!	70-55	Tennessee Tech			1-0
N14	h	W!	77-62	Southern			2-0
N18	h	L	61-67	Ohio			2-1
N22	h	W!	81-73	Sam Houston State			3-1
N26	h	W!	82-68	Tulane			4-1
N29	a	L	60-67	Penn State			4-2
D3	a	L	58-81	Tennessee			4-3
D7	a	W!	76-73	VCU (ot)			5-3
D18	h	W!	74-50	Alcorn State			6-3
D20	h	L	43-60	Georgia			6-4
D22	h	W!	76-72	Wofford			7-4
D28	h	W!	59-52	North Carolina A&T			8-4
D31	h	W!	75-63	North Carolina	9/10		9-4
J4	a	L	57-110	Duke	8/8		9-5
J7	h	L	50-65	Louisville	9/9		9-6
J12	h	W!	75-63	Clemson			10-6
J15	a	W!	86-76	NC State			11-6
J18	a	L	61-62	Virginia Tech			11-7
J21	a	L	49-62	Virginia	16/16		11-8
J25	h	W!	78-56	Florida State	6/8		12-8
J28	h	W!	62-60	Notre Dame	14/12		13-8
F1	a	L	62-74	Clemson			13-9
F4	a	L	69-81	Wake Forest			13-10
F7	h	W!	96-58	Tusculum			14-10
F11	h	W!	65-54	Boston College			15-10
F15	a	L	61-70	Miami			15-11
F19	h	W!	71-65	Syracuse			16-11
F21	h	L	69-71	NC State			16-12
F26	a	L	60-64	Notre Dame	21/17		16-13
F28	h	W!	61-52	Pittsburgh			17-13
M4	a	L	61-90	Syracuse			17-14
M7	n1	L	59-61	Pittsburgh			17-15
M14	h	W!	75-63	Indiana#			18-15
M19	h	W!	71-57	Belmont#			19-15
M21	a	W!	74-66	Mississippi#			20-15
M28	n2	W!	76-61	CSU Bakersfield#			21-15
M30	n2	L!	56-88	TCU*			21-16

! On-court record was 21-16 overall, 8-10 ACC. Georgia Tech had 21 wins and one loss during the 2016-17 season, and its NIT appearance, vacated by the NCAA Committee on Infractions. n1 - ACC Tournament, Barclays Center, Brooklyn, N.Y.; n2 - Madison Square Garden, New York, N.Y.; #National Invitation Tournament

2017-18 (!12-19, ACC 6-12/13th)

Home: 11-7, Away: 1-10, Neutral: 0-2

Date	Site		Result	Opponent	TR	OR	Rec
O28	h	L	58-65	Georgia State			exh
N2	h	W	78-60	Faulkner			exh
N10	n1	L	60-63	UCLA	21/18		0-1
N19	h	W!	65-62	Bethune-Cookman			1-1
N22	h	W	78-68	UT Rio Grande Valley			2-1
N24	h	W	63-49	North Texas			3-1
N28	h	W	52-51	Northwestern			4-1
D1	h	L	63-64	Grambling State			4-2
D3	h	L	70-77	Tennessee			4-3
D6	a	L	60-63	Wofford			4-4
D17	h	W	79-54	Florida A&M			5-4
D19	a	L	59-80	Georgia			5-5
D22	h	L	81-85	Wright State			5-6
D27	h	W	76-62	Coppin State			6-6
D30	a	L	59-68	Notre Dame			6-7
J3	h	W	64-54	Miami	15/17		7-7
J6	h	W	74-60	Yale			8-7
J10	h	W	60-53	Notre Dame	rv/25		9-7
J13	a	W	69-54	Pittsburgh			10-7
J18	h	L	48-64	Virginia	2/2		10-8
J20	a	L	66-80	North Carolina	15/14		10-9
J24	a	L	77-88	Florida State			10-10
J28	h	L	70-72	Clemson	18/17		10-11
J31	h	W	55-51	Syracuse			11-11
F4	a	L	72-80	Boston College (ot)			11-12
F8	a	L	54-77	Louisville			11-13
F11	h	L	69-80	Duke	9/8		11-14
F14	a	L	62-79	Wake Forest			11-15
F17	h	L	56-76	Virginia Tech			11-16
F21	a	L	54-65	Virginia	1/2		11-17
F24	a	L	67-75	Clemson	15/17		11-18
M1	h	W	78-75	NC State			12-18
M3	h	W	64-56	Wake Forest			13-18
M6	n2	L	77-87	Boston College			13-19

! On-court record was 13-19. Georgia Tech had one win during the 2017-18 season vacated by the NCAA Committee on Infractions. n1 - Baoshan Arena, Shanghai, China; n2 - ACC Tournament, Barclays Center, Brooklyn, N.Y.

ALL-TIME SCORES

2018-19 (14-18, ACC 6-12/10th)

Home: 11-7, Away: 3-9, Neutral: 0-2

Date	Site		Result	Opponent	TR	OR	Rec
N3	h	W	87-36	Florida Tech			exh
N9	h	W	88-69	Lamar			1-0
N13	a	L	53-66	at Tennessee	5/6		1-1
N16	h	W	79-54	East Carolina			2-1
N21	h	W	72-44	UT Rio Grande Valley			3-1
N23	h	W	65-54	Prairie View A&M			4-1
N28	a	L	61-67	at Northwestern			4-2
D1	n1	L	73-76	vs. St. John's			4-3
D9	h	W	73-40	Florida A&M			5-3
D17	h	L	69-79	Gardner-Webb			5-4
D19	a	W	69-65	at Arkansas			6-4
D22	h	L	59-70	Georgia			6-5
D28	h	W	87-57	Kennesaw State			7-5
J2	h	W	79-63	USC Upstate			8-5
J5	h	W	92-79	Wake Forest			9-5
J9	h	L	49-52	Virginia Tech	9/7		9-6
J12	a	W	73-59	at Syracuse			10-6
J16	a	L	60-72	at Clemson			10-7
J19	h	L	51-79	Louisville			10-8
J22	h	W	63-61	Notre Dame			11-8
J26	a	L	53-66	at Duke	2/2		11-9
J29	h	L	54-77	North Carolina	9/10		11-10
F2	a	L	49-59	at Florida State	25/rv		11-11
F6	h	L	42-65	Clemson			11-12
F10	a	L	59-69	at Notre Dame			11-13
F13	a	L	68-76	at Virginia Tech	22/16		11-14
F16	h	L	47-69	Florida State	17/19		11-15
F20	h	W	73-65	Pittsburgh			12-15
F23	a	L	65-80	at Miami			12-16
F27	a	L	51-81	at Virginia	2/2		12-17
M3	h	W	81-78	Boston College (ot)			13-17
M6	a	W	63-61	at NC State			14-17
M12	n2	L	71-78	vs. Notre Dame			14-18

n1 - Miami Hoophall Invitational, American Airlines Arena, Miami, Fla.; n2 - ACC Tournament, Spectrum Center, Charlotte, N.C.

2019-20 (17-14, ACC 11-9/5th)

Home: 10-6, Away: 6-7, Neutral: 1-1

Date	Site		Result	Opponent	TR	OR	Rec
O20	h	W	98-76	Georgia College			exh
O27	a	L	65-93	Alabama			exh
N5	a	W	82-81	NC State (ot)			1-0
N11	h	W	64-41	Elon			2-0
N20	a	L	78-82	Georgia			2-1
N25	h	L	61-62	Arkansas (ot)			2-2
D1	h	W	68-65	Bethune-Cookman			3-2
D4	h	W	73-56	Nebraska			4-2
D7	h	L	63-97	Syracuse			4-3
D14	a	L	53-67	Kentucky	8/9		4-4
D18	h	L	47-65	Ball State			4-5
D22	n1	W	74-60	Boise State			5-5
D23	n1	L	59-70	Houston			5-6
D25	n1	W	70-53	Hawai'i			6-6
D31	a	L	58-70	Florida State	18/20		6-7
J4	a	W	96-83	North Carolina			7-7
J8	h	L	64-73	Duke	2/2		7-8
J11	a	W	71-52	Boston College			8-8
J15	h	L	74-78	Notre Dame			8-9
J18	h	L	58-63	Virginia			8-10
J22	a	L	64-68	Louisville	6/5		8-11
J25	h	W	64-58	NC State			9-11
J28	h	W	82-54	Morehouse			10-11
F1	a	L	72-80	Notre Dame			10-12
F4	h	W	76-57	Virginia Tech			11-12
F8	a	L	64-73	Pittsburgh			11-13
F12	h	W	64-58	Louisville	5/5		12-13
F19	a	W	86-79	Wake Forest			13-13
F22	a	L	72-79	Syracuse			13-14
F25	h	W	68-59	Clemson			14-14
F29	h	W	63-57	Miami			15-14
M4	h	W	73-57	Pittsburgh			16-14
M6	a	W	65-62	Clemson			17-14

n1 - Hawai'ian Airlines Diamond Head Classic, Stan Sheriff Center, Honolulu, Hawai'i

2020-21 (17-9, ACC 11-6/4th)

Home: 10-3, Away: 4-5, Neutral: 3-1

Date	Site		Result	Opponent	TR	OR	Rec
N25	h	L	120-123	GEORGIA STATE (4ot)			0-1
N27	h	L	73-83	MERCER			0-2
D6	n1	W	79-62	Kentucky		20/na	1-2
D9	a	W	75-64	at Nebraska			2-2
D15	a	L	61-74	at Florida State		15/15	2-3
D18	h	W	74-64	FLORIDA A&M			3-3
D20	h	W	97-69	DELAWARE STATE			4-3
D23	a	-	canceled	at UAB			
D30	h	W	72-67	NORTH CAROLINA			5-3
J3	h	W	70-54	WAKE FOREST			6-3
J6	a	-	canceled	at Notre Dame			
J9	a	-	ppd	at Louisville		rv/25	
J13	h	-	ppd	PITTSBURGH			
J16	a	-	canceled	at NC State			
J20	h	W	83-65	CLEMSON		20/22	7-3
J23	a	L	62-64	at Virginia		13/12	7-4
J26	a	L	68-75	at Duke			7-5
J30	h	W	76-65	FLORIDA STATE		16/16	8-5
F1	a	L	58-74	at Louisville			8-6
F6	h	W	82-80	NOTRE DAME			9-6
F10	h	L	49-57	VIRGINIA		9/9	9-7
F12	a	L	72-74	at Clemson			9-8
F14	h	W	71-65	PITTSBURGH			10-8
F17	h	-	canceled	BOSTON COLLEGE			
F20	a	W	87-60	at Miami			11-8
F23	a	W	69-53	at Virginia Tech		16/15	12-8
F27	h	W	84-77	SYRACUSE			13-8
M2	h	W	81-77	DUKE (ot)			14-8
M5	a	W	75-63	at Wake Forest			15-8
M11	n2	W	70-66	Miami			16-8
M12	n2	-	canceled	Virginia		16/15	
M13	n2	W	80-75	Florida State		15/13	17-8
M19	n3	L	60-71	Loyola Chicago		17/16	17-9

n1 - Holiday Hoopsgiving Classic, State Farm Arena, Atlanta, Ga.; n2 - ACC Tournament, Greensboro Coliseum, Greensboro, S.C.; n3 - NCAA Midwest Regional, Hinkle Fieldhouse, Indianapolis, Ind.

TECH VS. THE CONFERENCES

America East

Albany (N.Y.)	1-0
Binghamton	0-0
Hartford	0-0
Maine	1-0
Massachusetts-Lowell	0-0
Maryland-Baltimore Co.	0-0
New Hampshire	0-0
Stony Brook	0-0
Vermont	0-0
Total	**2-0**

American Athletic

Central Florida (UCF)	0-0
Cincinnati	3-8
Connecticut	2-2
East Carolina	4-1
Houston	3-1
Memphis	4-3
South Florida (USF)	0-0
Southern Methodist (SMU)	8-6
Temple	2-3
Tulane	37-33
Tulsa	0-0
Total	**63-57**

Atlantic Coast

Boston College	15-12
Clemson	66-74
Duke	24-75
Florida State	30-44
Louisville	14-23
Miami	12-14
North Carolina	26-69
NC State	43-57
Notre Dame	11-12
Pittsburgh	10-5
Syracuse	7-8
Virginia	40-45
Virginia Tech	8-20
Wake Forest	46-40
Total	**351-498**

Atlantic Sun

Florida Gulf Coast	0-0
Jacksonville	5-5
Kennesaw State	4-1
Lipscomb	0-0
NJIT	0-0
North Florida	0-0
Stetson	1-1
Total	**10-7**

Atlantic 10

Davidson	9-3
Dayton	0-4
Duquesne	2-0
Fordham	3-1
George Mason	1-0
George Washington	3-0
LaSalle	1-1
Massachusetts	0-1
Rhode Island	1-0
Richmond	5-4
St. Bonaventure	3-1
Saint Joseph's	0-2
Saint Louis	7-3
VCU	3-0
Total	**38-20**

Big East

Butler	0-0
Creighton	0-0
DePaul	2-2
Georgetown	2-4
Marquette	3-4
Providence	0-0
St. John's	4-6
Seton Hall	2-1
Villanova	3-1
Xavier	0-2
Total	**16-20**

Big Sky

Eastern Washington	0-0
Idaho	0-0
Idaho State	3-1
Montana	0-0
Montana State	0-0
North Dakota	0-0
Northern Arizona	0-0
Northern Colorado	0-0
Portland State	0-0
Sacramento State	0-0
Southern Utah	0-0
Weber State	0-0
Total	**3-1**

Big South

Campbell	2-0
Charleston Southern	6-1
Gardner-Webb	1-1
High Point	0-0
Liberty	0-0
Longwood	0-0
UNC Asheville	2-0
Presbyterian	9-0
Radford	1-0
USC Upstate	1-1
Winthrop	1-1
Total	**23-4**

Big Ten

Illinois	2-7
Indiana	0-2
Iowa	1-1
Maryland	36-40
Michigan	4-3
Michigan State	2-2
Minnesota	1-2
Nebraska	3-0
Northwestern	2-3
Ohio State	3-11
Penn State	1-3
Purdue	2-1
Rutgers	2-2
Wisconsin	1-1
Total	**60-78**

Big 12

Baylor	3-1
Iowa State	1-0
Kansas	1-5
Kansas State	0-0
Oklahoma	2-2
Oklahoma State	2-2
Texas	2-2
TCU	2-0
Texas Tech	3-3
West Virginia	2-1
Total	**18-16**

Big West

UC-Davis	0-0
UC-Irvine	0-0
UC-Riverside	0-0
UC-Santa Barbara	0-0
Cal Poly	0-0
Cal State-Fullerton	0-0
Cal State-Northridge	0-0
Hawaii	3-2
Long Beach State	0-0
Total	**3-2**

Colonial

College of Charleston	5-1
Delaware	0-0
Drexel	0-0
Elon	4-0
Hofstra	2-1
James Madison	2-0
UNC Wilmington	4-0
Northeastern	0-0
Towson	0-0
William & Mary	6-1
Total	**23-3**

Conference USA

Alabama-Birmingham (UAB)	0-0
Charlotte	8-1
Florida Atlantic	0-0
Florida International	0-0
Louisiana Tech	0-0
Marshall	0-0
Middle Tennessee State	0-0
North Texas	2-0
Old Dominion	2-0
Rice	10-5
Southern Mississippi	2-2
Texas-El Paso (UTEP)	1-2
Texas-San Antonio	0-0
Western Kentucky	0-0
Total	**25-10**

Horizon League

Cleveland State	0-0
Detroit Mercy	1-1
Green Bay	1-0
Illinois-Chicago	1-2
Milwaukee	0-0
Northern Kentucky	0-0
Oakland	0-0
Valparaiso	0-0
Wright State	0-1
Youngstown State	1-0
Total	**4-4**

Ivy League

Brown	1-0
Columbia	1-0
Cornell	4-0
Dartmouth	0-0
Harvard	1-0
Pennsylvania	2-4
Princeton	0-0
Yale	1-2
Total	**10-6**

Metro Atlantic

Canisius	1-1
Fairfield	0-0
Iona	2-1
Manhattan	1-1
Marist	4-0
Monmouth	1-0
Niagara	1-0
Quinnipiac	0-0
Rider	1-2
St. Peter's	0-0
Siena	2-2
Total	**13-7**

Mid-American

Akron	0-0
Ball State	0-1
Bowling Green	0-1
Buffalo	0-0
Central Michigan	1-0
Eastern Michigan	0-0
Kent State	0-0
Miami (Ohio)	0-0
Northern Illinois	0-0
Ohio	1-1
Toledo	0-0
Western Michigan	0-0
Total	**2-3**

Mid-Eastern Athletic

Bethune-Cookman	2-0
Coppin State	1-0
Delaware State	4-0
Florida A&M	9-0
Hampton	0-0
Howard	3-0
Maryland-Eastern Shore	2-0
Morgan State	3-0
Norfolk State	0-0
North Carolina A&T	7-0
North Carolina Central	0-0
Savannah State	2-0
South Carolina State	2-0
Total	**35-0**

Missouri Valley

Bradley	0-3
Drake	0-0
Evansville	0-1
Illinois State	0-0
Indiana State	0-0
Loyola-Chicago	0-2
Missouri State	0-0
Northern Iowa	1-0
Southern Illinois	1-1
Wichita State	0-0
Total	**2-7**

Mountain West

Air Force	5-2
Boise State	1-0
Colorado State	1-0
Fresno State	0-0
Nevada	1-0
UNLV	0-2
New Mexico	0-0
San Diego State	0-1
San Jose State	0-0
Utah State	0-1
Wyoming	1-0
Total	**9-6**

Northeast

Bryant	0-0
Central Connecticut State	0-0
Fairleigh-Dickinson	0-0
LIU-Brooklyn	0-1
Mount St. Mary's	2-1
Robert Morris	0-0
Sacred Heart	0-0
St. Francis (N.Y.)	1-0
St. Francis (Pa.)	2-0
Wagner	0-0
Total	**5-2**

Ohio Valley

Austin Peay	1-0
Belmont	0-0
Eastern Illinois	1-0
Eastern Kentucky	0-0
Jacksonville State	0-0
Morehead State	2-0
Murray State	1-1
Southeast Missouri State	0-0
SIU-Edwardsville	0-0
Tennessee-Martin	0-0
Tennessee State	4-0
Tennessee Tech	3-0
Totals	**12-1**

Pac-12

Arizona	1-0
Arizona State	0-1
California	0-3
UCLA	1-4
Colorado	0-0
Oregon	1-1
Oregon State	0-0
Southern California	2-1
Stanford	1-2
Utah	0-0
Washington	2-1
Washington State	0-0
Total	**8-13**

Patriot League

American	0-0
Army	1-0
Boston University	3-0
Bucknell	0-0
Colgate	1-0
Holy Cross	0-0
Lafayette	3-0
Lehigh	0-0
Loyola (Md.)	0-0
Navy	2-2
Total	**10-2**

Southeastern

Alabama	28-41
Arkansas	5-2
Auburn	61-53
Florida	27-20
Georgia	105-91
Kentucky	16-57
Louisiana State	14-21
Mississippi	11-9
Mississippi State	16-13
Missouri	1-0
South Carolina	25-18
Tennessee	28-45
Texas A&M	2-0
Vanderbilt	33-40
Total	**372-410**

Southern

Chattanooga	16-2
East Tennessee State	4-2
Furman	23-6
Mercer	28-18
UNC Greensboro	2-1
Samford	4-0
The Citadel	6-0
VMI	6-2
Western Carolina	6-1
Wofford	13-3
Total	**108-35**

Southland

Abilene Christian	0-0
Central Arkansas	0-0
Houston Baptist	0-0
Incarnate Word	0-0
Lamar	1-0
McNeese State	0-0
New Orleans	1-0
Nicholls State	0-0
Northwestern State	0-0
Sam Houston State	0-0
Southeastern Louisiana	1-0
Stephen F. Austin	0-0
Texas A&M-Corpus Christi	0-0
Total	**3-0**

Southwestern Athletic

Alabama A&M	5-0
Alabama State	2-0
Alcorn State	2-0
Arkansas-Pine Bluff	3-0
Grambling State	1-1
Jackson State	2-0
Mississippi Valley State	1-0
Prairie View A&M	1-0
Southern	0-1
Texas Southern	0-0
Total	**17-2**

Summit League

Denver	0-0
IPFW	1-0
IUPUI	0-1
Nebraska-Omaha	0-0
North Dakota State	0-0
Oral Roberts	0-0
South Dakota	0-0
South Dakota State	0-0
Western Illinois	0-0
Total	**1-1**

Sun Belt

Appalachian State	5-0
Arkansas-Little Rock	1-0
Arkansas State	0-0
Coastal Carolina	4-0
Georgia Southern	3-2
Georgia State	17-3
Louisiana-Lafayette	1-0
Louisiana-Monroe	0-0
South Alabama	0-0
Texas-Arlington	0-0
Texas State	0-0
Troy	4-2
Total	**35-7**

West Coast

Brigham Young	1-0
Gonzaga	0-1
Loyola Marymount	1-0
Pacific	0-0
Pepperdine	2-0
Portland	0-0
Saint Mary's	1-0
San Diego	0-0
San Francisco	0-1
Santa Clara	0-1
Total	**5-3**

Western Athletic

CSU-Bakersfield	0-0
Chicago State	0-0
Grand Canyon	0-0
Missouri-Kansas City (UMKC)	0-0
New Mexico State	0-0
Seattle	0-0
UT Rio Grande Valley	2-1
Utah Valley	0-0
Total	**2-1**

Former Division I

Birmingham Southern	2-0
Centenary	3-0
Winston-Salem State	3-0

Non-Division I

Tusculum	0-0

Record totals indicate cumulative record against the current membership of the conference.

Records also reflect only games that counted on Georgia Tech's season record (excludes exhibition games).

SERIES HISTORY VS. ALL OPPONENTS

Key to Home Courts

h1 - Peachtree Auditorium (1905-06)
h2 - Cable Piano Company Hall (1908-09)
h3 - Crystal Palace (1912-13 through 1913-14)
h4 - City Auditorium (1919-20 through 1934-35)
h5 - Atlanta Athletic Club (1919-20)
h6 - Luckie Street YMCA (1919-20)
h7 - Temporary Gym (1924-25 through 1930-31)
h8 - Naval Armory (1935-36 through 1936-37)
h9 - Heisman Gym (1938-39 through 1955-56)
h10 - Alexander Memorial Coliseum (1956-2011)
h11 - The Omni (1995-96)
h12 - Georgia Dome (1995-96)
h13 - State Farm (formerly Philips) Arena (2011-12)
h14 - Infinite Energy Center, Duluth, Ga. (2011-12)
h15 - McCamish Pavilion (2012-present)

Note: Tech national rank (AP/Coaches) and that of its opponent (if applicable) appear in the columns between the date and the site.

! - Georgia Tech had 22 wins from the 2016-17 season vacated by the NCAA Committee on Infractions. Wins vacated are denoted by the symbol !.

Agoga Class (0-1)

Home: 0-1, Away: 0-0, Neutral: 0-0

2-8-1922 (ot)	h5	L	25-	26

Air Force (5-2)

Home: 4-0, Away: 1-2, Neutral: 0-0

1-2-1963	nr/13	h10	W	61- 48
2-10-1969		h10	W	88- 67
1-31-1970		a	W	51- 48
2-6-1971		h10	W	83- 53
2-5-1972		a	L	53- 75
12-11-2004	3/3	*h13	W	64- 42
12-28-2005		a2	L	46- 54

**h12-Chick-fil-A Peach Bowl Classic (Philips Arena, Atlanta, Ga.); a2-World Arena, Colorado Springs, Colo.*

Akrides-Haarlem (1-0)

Home: 1-0, Away: 0-0, Neutral: 0-0

11-24-1992 (exh)		h10	W	115- 80

Alabama (28-41)

Home: 15-15, Away: 5-23, Neutral: 8-3

2-26-1921		n1	W	30- 22
1-14-1922		a	L	20- 49
2-4-1922		h4	W	36- 29
2-27-1922		n1	W	33- 25
2-9-1923		h4	W	39- 24
2-17-1923		a	L	27- 28
1-26-1924		h4	L	28- 33
2-15-1924		a	L	24- 31
2-26-1926		n1	W	30- 27
2-4-1927		h7	W	50- 15
2-15-1928		a	L	21- 30
2-9-1929		h7	W	37- 21
2-12-1930		a	L	28- 36
2-20-1931		h7	W	23- 19
2-3-1932		h4	L	19- 34
2-1-1933		h4	L	19- 26
2-3-1934		a	L	16- 63
2-29-1936		n2	L	34- 43
1-26-1938		h8	W	36- 24
2-15-1939		a	L	25- 39
1-31-1940		h9	L	34- 52
2-12-1941		a	L	32- 46
2-27-1941		n3	L	33- 39
1-15-1942		h9	L	25- 31
2-26-1942		n3	L	32- 37
1-23-1943		a	L	25- 33
1-13-1945		a	L	26- 31
2-14-1945		h9	W	53- 45
1-8-1946		h9	L	37- 44
1-19-1946		a	W	36- 30
1-12-1947		h9	L	38- 42
2-1-1947		a	L	46- 64
2-29-1947		n3	W	43- 40
1-31-1948		h9	L	31- 44
3-4-1948		n3	W	46- 34
1-14-1949		h9	W	51- 38
1-14-1950		a	L	39- 73
2-17-1951		h9	L	49- 59
1-12-1952		a	L	60- 66
12-19-1952		a1	L	57- 60
1-12-1953		h9	W	69- 67
2-6-1954		a	L	61- 82
2-5-1955	13/nr	h9	L	72- 76
2-4-1956	12/17	a	L	60- 93
2-2-1957		h10	W	92- 67
12-5-1957		h10	W	73- 62
2-1-1958 (2ot)		a	L	72- 74
12-30-1958		a	W	89- 76
1-31-1959		h10	W	66- 53
12-8-1959	na/15	h10	W	69- 53
1-30-1960	6/6	a	W	60- 48
2-4-1961		h10	W	57- 49
2-3-1962		a	L	70- 76
12-17-1962		a	W	58- 55
2-2-1963	6/6	h10	W	74- 58
2-1-1964		a	W	93- 81
1-8-1972		h10	L	85- 90
1-25-1972		a	L	68- 99
12-11-1972		a	L	73- 89
1-22-1973	11/16	h10	L	83- 89
11-30-1973	18/na	h10	L	64- 88
1-23-1974	9/10	a	L	74- 79
12-9-1974	11/na	a	L	76- 91
1-22-1975	6/6	h10	L	80- 97
12-21-1979		n4	W	83- 59
12-29-1983		n5	W	57- 54
11-27-1997		n6	W	62- 60
1-3-2009		a	L	77- 88
1-3-2012		h13	L	48- 73

a1-Birmingham, Ala.; n1-City Auditorium, Atlanta, Ga.; n2-Knoxville, Tenn.; n3-Louisville, Ky.; n4-Roanoke Times & World News Classic (Roanoke, Va., Civic Center); n5-Cotton States Classic (The Omni, Atlanta, Ga.); n6-Puerto Rico Shootout (Eugenio Guerra Sports Complex, Bayamon, P.R.)

Alabama A&M (5-0)

Home: 5-0, Away: 0-0, Neutral: 0-0

12-15-1982		h10	W	90- 85
11-28-1983		h10	W	95- 75
12-17-2003	5/6	h10	W	74- 41
12-19-2011		h14	W	65- 54
11-18-2014		h15	W	66- 46

Alabama State (2-0)

Home: 2-0, Away: 0-0, Neutral: 0-0

11-19-2004	3/4	h10	W	74- 37
12-17-2012		h15	W	75- 41

Albany (1-0)

Home: 1-0, Away: 0-0, Neutral: 0-0

11-17-2010		h10	W	78- 51

Albany YMCA (0-2)

Home: 0-0, Away: 0-2, Neutral: 0-0

1-1-1924		a	L	28- 39
12-29-1927		a	L	23- 32

Alcorn State (3-0)

Home: 3-0, Away: 0-0, Neutral: 0-0

11-20-1987		*h10	W	114- 71
1-18-1989	nr/20	h	W	88- 63
12-18-2016		h15	W	74- 50

**Preseason NIT first round*

Appalachian State (5-0)

Home: 4-0, Away: 1-0, Neutral: 0-0

2-21-1983		h10	W	83- 72
1-4-1984		h10	W	78- 61
12-2-1995	20/20	a	W	89- 65
12-5-1998 (ot)		h10	W	74- 72
12-15-2014		h15	W	70- 57

Arizona (1-0)

Home: 0-0, Away: 0-0, Neutral: 1-0

2-17-1991	6/6	n1	W	62- 56

n1-Brendan Byrne Arena, East Rutherford, N.J.

Arizona State (0-1)

Home: 0-0, Away: 0-0, Neutral: 0-1

12-20-1975	19/18	n1	L	70- 85

n1-Kentucky Invitational (Memorial Coliseum, Lexington, Ky.)

Arkansas (5-2)

Home: 2-1, Away: 1-0, Neutral: 2-1

12-30-1961		n1	L	42- 72
1-29-1965		h10	W	93- 83
1-28-1966		h10	W	88- 75
12-26-1984	10/13	n2	W	72- 52
11-26-2015		n3	W	83- 73
12-19-2018		a	W	69- 65
11-25-2019 (ot)		h15	L	61- 62

n1-Poinsettia Tournament (Greenville, S.C.); n2-Rainbow Classic (Blaisdell Center, Honolulu, Hawaii); n3-NIT Season Tip-Off (Barclays Center, Brooklyn, N.Y.)

Arkansas-Little Rock (1-0)

Home: 1-0, Away: 0-0, Neutral: 0-0

11-26-2004	3/3	h10	W	79- 54

Arkansas-Pine Bluff (3-0)

Home: 3-0, Away: 0-0, Neutral: 0-0

11-23-2002		h10	W	113- 75
11-25-2008		h10	W	74- 47
12-16-2009	22/15	h10	W	65- 53

Army (1-0)

Home: 1-0, Away: 0-0, Neutral: 0-0

2-17-1968		h10	W	60- 55

Arundel Boat Club (1-0)

Home: 0-0, Away: 1-0, Neutral: 0-0

12-29-1930		a	W	49- 45

Athletes in Action (4-2)

Home: 4-2, Away: 0-0, Neutral: 0-0

3-2-1972 (exh)		h10	W	88- 87
11-14-1991 (exh)		h10	W	76- 74
11-17-1992 (exh)		h10	W	111-102
11-17-1997 (exh)		h10	W	86- 76
11-2-1998 (exh)		h10	L	73- 84
11-2-1999 (exh)		h10	L	66- 82

Atlanta Athletic Club (2-12)

Home: 1-6, Away: 1-6, Neutral: 0-0

1-28-1909		a	L	12- 18
3-6-1920		a	L	21- 44
1-5-1923		h4	L	23- 40
1-4-1924		h4	L	23- 51
1-9-1925		h7	L	22- 23
1-5-1927		a	L	28- 34
2-5-1927		h7	W	41- 23
1-4-1928		a	L	26- 36
2-8-1928		h7	L	29- 33
1-23-1929		a	L	26- 43
2-20-1929		h7	L	26- 37
2-4-1930		a	W	31- 29
2-25-1930		h7	L	22- 37
1-10-1931		a	L	27- 40

Atlanta Naval Air Station (3-0)

Home: 2-0, Away: 1-0, Neutral: 0-0

1-7-1944		a	W	46- 34
1-14-1944		h9	W	70- 37
2-21-1945 (ot)		h9	W	51- 47

Auburn (61-53)

Home: 37-20, Away: 22-30, Neutral: 2-3

2-17-1906		h1	L	6- 26
2-4-1909		h2	L	8- 24
2-14-1913		h3	L	27- 36
2-22-1913		a	L	19- 23
2-20-1914		h3	W	50- 12
2-27-1914		a	W	21- 6
1-10-1920		h4	L	24- 29
3-9-1920		a	L	17- 21
1-22-1921		h4	L	28- 30
1-28-1922		h4	W	44- 12
2-11-1922		a	L	13- 26
1-12-1923		h4	W	35- 17
2-23-1923		a	L	26- 29
1-11-1924		h4	W	39- 24
2-9-1924		a	W	33- 18
2-29-1924		n1	L	29- 35
1-17-1925		a	W	28- 21
2-7-1925		h7	L	14- 15
1-9-1926		a	L	28- 32
2-19-1926		h7	W	28- 13
1-8-1927 (ot)		h7	W	22- 20
2-12-1927		a	L	24- 42
1-7-1928		a	L	29- 56
2-25-1928		n1	L	29- 30
2-6-1929		h7	W	41- 25
2-16-1929		a	W	46- 41
2-17-1930		a	W	47- 34
2-19-1930		h4	W	40- 29
1-28-1931		a	W	37- 33
2-24-1931		h7	W	47- 22
1-13-1932		a	L	22- 25
2-10-1932		h4	W	36- 28
2-15-1933		a	W	29- 20
2-21-1933		h4	W	29- 18
1-9-1934		a	W	28- 26
2-14-1934		h4	W	24- 20
2-6-1935		h4	W	25- 24
2-12-1935		a	W	34- 19
2-4-1936		a	L	28- 31
2-19-1936		h8	W	46- 22
2-11-1937		h8	W	42- 28
2-27-1937		a	W	35- 33
2-15-1938		h8	W	43- 42
3-1-1938		h8	W	54- 32
2-22-1939		a	L	24- 38
2-27-1939		h9	L	33- 49
2-6-1940		h9	W	53- 31
2-21-1940 (ot)		a	L	38- 39
2-1-1941		h9	W	48- 39
2-5-1941		a	L	45- 51
1-30-1942		h9	W	48- 42
2-3-1942		a	L	38- 43
1-22-1943		a	W	59- 32
1-30-1943		h9	W	53- 21
1-20-1945		h9	W	53- 39
2-17-1945		a	W	74- 41
1-14-1946		h9	W	45- 22
1-16-1946		a	W	53- 26
1-15-1947		a	W	55- 42
1-29-1947		h9	W	65- 49
1-30-1948		a	L	31- 38
2-25-1948		h9	W	50- 43
1-11-1949		a	L	33- 41
2-23-1949		h9	W	66- 57
1-10-1950		h9	W	65- 49
2-22-1950		a	W	61- 53
1-31-1951		h9	W	64- 44
2-14-1951		a	L	63- 75
12-29-1951		n2	W	79- 62
1-9-1952		h9	W	56- 54
2-13-1952		a	W	58- 50
12-10-1952		a	L	61- 71
1-14-1953		h9	W	79- 61
12-12-1953		a1	L	56- 83
1-20-1954		a	L	56- 80
2-8-1954		h9	L	53- 59
1-26-1955		a	W	73- 70
2-7-1955		h9	W	75- 67
2-7-1956 (ot)		a	L	74- 77
1-22-1957		a	W	81- 74
2-4-1957 (ot)		h10	W	76- 67
1-22-1958		h10	L	72- 80
2-3-1958		a	L	78- 99
1-21-1959	5/6	a	L	55- 66
2-3-1959	4/7	h10	L	40- 51
1-19-1960	6/6	h10	L	59- 66
2-2-1960	6/6	a	L	45- 48
1-24-1961 (ot)		a	W	48- 43
2-7-1961		h10	L	36- 38
1-23-1962		h10	L	40- 52
2-5-1962		a	L	39- 48
1-22-1963	7/6 nr/16	h10	W	69- 64
2-3-1964		a	W	62- 57
12-1-1964		h10	L	52- 60
2-26-1965		a	W	59- 54
12-18-1965		h10	L	74- 79
2-19-1966		a	L	73- 90
12-21-1966 (ot)		h10	W	78- 76
12-16-1967		h10	L	52- 63
2-24-1969		a	L	85- 87
1-17-1970		h10	W	86- 74
12-19-1970		a1	W	87- 76
1-14-1971		h10	W	90- 81
12-11-1971		h10	L	62- 76
2-15-1972		a	L	77- 91
11-25-1972		h10	W	90- 83
2-26-1973		a	L	69- 79
12-13-1973		h10	L	86- 88
2-27-1974		a	L	70- 92
1-15-1975		h10	L	75- 87
2-11-1976		a	L	51- 72
2-1-1978		h10	L	72- 77
12-21-1978		a1	L	57- 60
12-30-1987		n3	W	83- 72

a1-Montgomery, Ala.; n1-SIC Tournament (City Auditorium, Atlanta, Ga.); n2-Carolina Invitational (Charlotte [N.C.] Coliseum); n3-Cotton States Classic (The Omni, Atlanta, Ga.)

SERIES HISTORY VS. ALL OPPONENTS

Augusta (5-0)

Home: 4-0, Away: 0-0, Neutral: 0-0

1-16-1984		h10	W	75- 57
12-21-1984	13/13	h10	W	84- 53
12-12-1987	16/nr	h10	W	108- 74
11-24-1990	14/14	h10	W	100- 63
11-6-2005 (exh)		h10	W	96- 57

Formerly Augusta College, Augusta State, GRU Augusta; includes exhibition game

Austin Peay (1-0)

Home: 0-0, Away: 0-0, Neutral: 1-0

3-15-1996	13/15	n1	W	90- 79

n1-NCAA Southeast Regional first round (Orlando [Fla.] Arena)

Australian National Team (1-0)

Home: 1-0, Away: 0-0, Neutral: 0-0

11-11-1985 (exh)		h10	W	81- 75

Ball State (0-1)

Home: 0-1, Away: 0-0, Neutral: 0-0

12-18-2019		h15	L	47- 65

Baltimore (0-2)

Home: 0-0, Away: 0-2, Neutral: 0-0

12-27-1929		a	L	22- 24
12-28-1933		a	L	19- 38

Baylor (3-1)

Home: 3-0, Away: 0-0, Neutral: 0-1

12-16-1957		h10	W	61- 59
12-4-1958		h10	W	65- 56
12-20-1961		h10	W	57- 44
12-27-1973		n1	L	80-108

n1-Old Dominion Invitational (The Scope, Norfolk, Va.)

Belmont (0-0)

Home: 1-0, Away: 0-0, Neutral: 0-0

3-19-2017		*h15	!	71- 57

**Post-season NIT*

Benjamin Franklin (1-0)

Home: 0-0, Away: 1-0, Neutral: 0-0

12-27-1930		a	W	34- 17

Bethune-Cookman (2-0)

Home: 2-0, Away: 0-0, Neutral: 0-0

12-31-2005		h10	W	73- 46
11-19-2017		h15	!	65- 62
12-1-2019		h15	W	68- 65

Birmingham Athletic Club (1-1)

Home: 0-0, Away: 1-1, Neutral: 0-0

1-13-1922		a	W	34- 16
2-16-1923		a	L	31- 37

Birmingham Southern (2-0)

Home: 0-0, Away: 1-0, Neutral: 1-0

2-25-1921		n1	W	53- 11
12-3-1948		a	W	75- 45

n1-SIAA Tournament (City Auditorium, Atlanta, Ga.)

Biscayne (1-0)

Home: 1-0, Away: 0-0, Neutral: 0-0

12-12-1978		h10	W	70- 49

Boise State (1-0)

Home: 0-0, Away: 0-0, Neutral: 1-0

12-22-2019		n1	W	74- 60

n1 - Diamond Head Classic (Stan Sheriff Center, Honolulu, Hawaii')

Boston College (16-12)

Home: 8-2, Away: 4-6, Neutral: 4-4

All Home Games: 8-2
At McCamish Pavilion: 3-1
At Alexander Memorial Coliseum: 3-1
At Philips Arena: 1-0
In Atlanta: 8-2
In Boston/Chestnut Hill: 6-6
At Conte Forum: 4-6
As ACC members: 12-11
In the ACC Tournament: 1-3
All Neutral Games: 4-4
Under Bobby Cremins: 2-0
Under Paul Hewitt: 4-3
Under Brian Gregory: 5-4
Under Josh Pastner: 3-2
Vs. Jim Christian: 4-4
Longest Winning Streak: 4 games (1986-2006)
Longest Losing Streak: 3 games (2012-13)
Most Points Scored: 103 on 3-7-1996
Fewest Points Scored: 37 on 1-19-1980
Most Points Allowed: 89 on 3-17-1996
Fewest Points Allowed: 40 on 1-19-1980
Largest Margin of Victory: 14 on 3-17-1996, 3-4-2007
Largest Margin of Defeat: 11 on 1-8-2011

• Georgia Tech leads the all-time series with Boston College, 16-12 (one win vacated by the NCAA Committee on Infractions), and won the teams' only meeting of the 2019-20 regular season, 71-52 in Chestnut Hill.

• Boston College has won three of the four ACC Tournament meetings between the two schools, and each time the tournament result has mirrored the regular-season outcome.

• Ten of the games in the short series have been decided by less than 10 points, 14 of them by four points or less, and five in overtime.

• Tech is 8-2 against the Eagles at home, earning the last five wins on three different home courts - one each at Alexander Memorial Coliseum and Philips Arena and three at McCamish Pavilion.

• Tech has played BC at three different venues in the Boston area. The Jan. 29, 2005 game was Tech's first visit to the Conte Forum, BC's current home court, where the Jackets are 3-6. The first game in the series on Dec. 31, 1946, was played at Boston Arena, and the teams also played in the Boston Garden on Jan. 19, 1980.

• Prior to BC's entry into the ACC, the teams met four times on neutral floors, including one outside the United States, a 65-62 overtime win for the Yellow Jackets in the 1986 Suntory Ball in Tokyo, Japan.

• The teams have met twice in NCAA Tournament competition, both of them won by Tech. The Yellow Jackets downed the Eagles, 103-89, in the 1996 Southeast Regional second round in Orlando, and eliminated the Eagles, 57-54 in a 2004 second-round game in Milwaukee.

All-Time Series Results

12-31-1946		a	W	54- 50
1-19-1980		n1	L	37- 40
12-20-1986 (ot)	16/nr	n2	W	65- 62
3-17-1996	13/15	n3	W	103- 89
3-21-2004	14/15 ....25/v	n4	W	57- 54
1-8-2006	11/11 ...	h10	W	60- 58
1-29-2006	20/18	a	L	64- 66
3-4-2007		h10	W	74- 60
3-8-2008		a	W	86- 78
1-20-2009 (ot)		h10	L	76- 80
3-7-2009		a	L	66- 67
2-27-2010		h10	W	73- 68
1-8-2011		a	L	75- 86
2-4-2012		h13	W	51- 47
2-29-2012		a	L	52- 56
3-9-2013		a	L	72- 74
3-14-2013		n5	L	64- 84
1-21-2014		a	W	68- 60
2-13-2014		h15	W	74- 71
3-12-2014 (ot)		n5	W	73- 70
1-25-2015		h15	L	62- 64
3-10-2015		n5	L	65- 66
2-27-2016		a	W	76- 71
2-11-2017		h15	!	65- 54
2-4-2018 (ot)		a	L	72- 80
3-6-2018		n6	L	77- 87
3-3-2019 (ot)		h15	W	81- 78
1-11-20		a	W	71- 52

n1-Boston Garden, Boston, Mass.; n2-Suntory Ball (Aoyama College, Tokyo, Japan); n3-NCAA Southeast Regional second round (Orlando [Fla.] Arena); n4-NCAA Tournament second round (Bradley Center, Milwaukee, Wis.); n5-ACC Tournament (Greensboro Coliseum, Greensboro, N.C.); n6-ACC Tournament (Barclays Center, Brooklyn, N.Y.)

Boston University (3-0)

Home: 1-0, Away: 0-0, Neutral: 2-0

12-28-1965		n1	W	83- 40
1-10-1975		h10	W	73- 72
11-22-2009	21/19	n2	W	85- 67

n1-Hurricane Classic (Miami, Fla.); n2-O'Reilly Auto Parts Puerto Rico Tip-Off, San Juan, P.R.

Bowling Green (0-1)

Home: 0-0, Away: 0-0, Neutral: 0-1

12-30-1972		n1	L	87-102

n1-Old Dominion Invitational (The Scope, Norfolk, Va.)

Bradley (0-3)

Home: 0-0, Away: 0-2, Neutral: 0-1

12-19-1949		a	L	60- 84
12-16-1950		a	L	55- 85
12-29-1995		n1	L	82- 84

n1-Cable Car Classic (San Jose [Calif.] Arena)

Brigham Young (1-0)

Home: 0-0, Away: 0-0, Neutral: 1-0

12-29-1978		n1	W	83- 81

n1-Pillsbury Holiday Classic (Minneapolis, Minn.)

Brown (1-0)

Home: 1-0, Away: 0-0, Neutral: 0-0

12-19-1966		h10	W	93- 75

California (0-3)

Home: 0-0, Away: 0-2, Neutral: 0-1

12-29-1950		a	L	57- 82
12-30-1950		a	L	45- 78
11-23-2012		n1	L	57- 68

n1-DirecTV Classic (Anaheim, Calif.)

California All-Stars (1-2)

Home: 0-2, Away: 0-0, Neutral: 0-0

11-9-1998 (exh)		h10	W	94- 89
11-9-1999 (exh)		h10	L	85- 95
11-7-2000 (exh)		h12	L	86- 07

CSU-Bakersfield (0-0)

Home: 0-0, Away: 0-0, Neutral: 0-0

3-28-2017		n1	!	76- 61

n1-Post-season NIT semifinal (Madison Square Garden, New York, N.Y.)

Camp Wheeler (1-0)

Home: 1-0, Away: 0-0, Neutral: 0-0

2-22-1943		h9	W	36- 33

Campbell (2-0)

Home: 2-0, Away: 0-0, Neutral: 0-0

2-26-1979		h10	W	83- 61
11-27-1995	20/20	h11	W	87- 76

Canisius (1-1)

Home: 0-0, Away: 1-1, Neutral: 0-0

12-30-1954		a1	L	56- 70
12-31-1955		a1	W	86- 82

a1-Queen City Tournament (Buffalo, N.Y.)

Carson-Newman (1-0)

Home: 1-0, Away: 0-0, Neutral: 0-0

11-2-2007 (exh)		h10	W	126- 86

Catholic (0-1)

Home: 0-0, Away: 0-1, Neutral: 0-0

2-16-1921		a	L	23- 37

Centenary (3-0)

Home: 2-0, Away: 0-0, Neutral: 1-0

1-10-2006		n1	W	85- 69
12-18-3006		h10	W	92- 52
12-22-2007		h10	W	86- 41

n1-CenturyTel Center, Bossier City, La.

Central Columbus YMCA (0-1)

Home: 0-1, Away: 0-0, Neutral: 0-0

1-8-1924		h4	L	18- 42

Central Michigan (1-0)

Home: 0-0, Away: 0-0, Neutral: 1-0

12-17-1983		n1	W	73- 71

n1-Casaba Club Classic (A.G. Spanos Center, Stockton, Calif.)

Central YMCA (1-0)

Home: 1-0, Away: 0-0, Neutral: 0-0

2-12-1924		h4	W	34- 26

Centre (1-0)

Home: 0-0, Away: 0-0, Neutral: 1-0

2-27-1923		n1	W	34- 26

n1-SIAA Tournament (City Auditorium, Atlanta, Ga.)

Clayton State (1-0)

Home: 1-0, Away: 0-0, Neutral: 1-0

11-7-2014 (exh)		h15	W	74- 41

College of Charleston (5-1)

Home: 5-1, Away: 0-0, Neutral: 0-0

2-11-1975		h10	W	89- 82
2-28-1976		h10	W	91- 52
1-5-1977		h10	W	97- 76
2-19-1979		h10	W	61- 43
1-28-1992	20/18	h10	W	77- 70
1-16-1993	8/8	h10	L	67- 84

University of Charleston (1-0)

Home: 1-0, Away: 0-0, Neutral: 0-0

1-20-1979		h10	W	69- 63

Formerly Morris Harvey College (W.Va.)

Charleston Southern (7-1)

Home: 7-1, Away: 0-0, Neutral: 0-0

11-27-1978		h10	W	111- 54
2-14-1981		h10	L	51- 74
11-24-1984	18/nr	h10	W	79- 66
12-10-1988	12/12	h10	W	101- 66
11-16-1998		h10	W	103- 63
11-21-2000		h10	W	85- 62
12-22-2004	9/9	h10	W	90- 48
11-12-2010		h10	W	52- 39

Formerly Baptist College

Charlotte (8-1)

Home: 4-1, Away: 3-0, Neutral: 1-0

12-22-1970		h10	W	72- 58
2-19-1973		h10	W	81- 66
1-14-1985	9/10	a	W	86- 68
2-6-1986	2/2	h10	W	87- 76
11-16-2007		n1	W	82- 77
1-2-2010	v/20	a	W	76- 67
1-2-2011 (2ot)		h10	L	83- 86
12-29-2013		a	W	58- 55
12-30-2014		h15	W	67- 66

n1-Paradise Jam (St. Thomas, U.S. Virgin Islands)
Also known as UNC Charlotte

Chattanooga (16-2)

Home: 9-0, Away: 7-2, Neutral: 0-0

2-21-1914		a	W	23- 21
2-7-1920		a	L	11- 25
2-18-1922		a	W	33- 30
2-13-1923		a	L	29- 41
2-22-1924		a	W	23- 19
2-11-1942		h9	W	64- 32
12-12-1946		h9	W	63- 37
12-19-1947		h9	W	63- 50
12-11-1948		h9	W	81- 45
12-3-1949		h9	W	84- 39
1-2-1950		a	W	73- 43
11-27-1984	18/nr	h10	W	74- 58
12-4-1985	5/4	a	W	94- 74
12-7-1991	17/16	h10	W	97- 84
12-22-1992	16/15	a	W	81- 74
12-14-2009	22/15	a	W	95- 64
2-16-2011		h10	W	62- 53
1-2-2013		h14	W	74- 58

Also known as UT-Chattanooga

SERIES HISTORY VS. ALL OPPONENTS

Cincinnati (3-8)

Home: 2-0, Away: 0-4, Neutral: 1-4

12-21-1926		a	L	25- 52
3-5-1976	13/18	n1	L	60- 71
2-12-1977	12/11	a	L	73- 84
3-5-1977	14/20	n2	L	61- 74
1-2-1978	11/11	h10	W	59- 56
2-9-1978		a	L	67- 75
3-2-1978	nr/18	n3	W	39- 38
1-29-1979		h10	W	82- 73
2-5-1979		a	L	51- 55
12-28-1994	17/16	20/18	n4	L 66- 69
3-22-1996	13/15	7/6	n5	L 70- 87

n1-Metro Tournament (Freedom Hall, Louisville, Ky.); n2-Metro Tournament (Mid-South Coliseum, Memphis, Tenn.); n3-Metro Tournament (Riverfront Coliseum, Cincinnati, Ohio); n4-Rainbow Classic (Special Events Center, Honolulu, Hawaii); n5-NCAA Southeast Regional semifinal (Rupp Arena, Lexington, Ky.)

Cincinnati YMCA (0-1)

Home: 0-0, Away: 0-1, Neutral: 0-0

12-22-1926		a	L	41- 43

Clark Atlanta (0-1)

Home: 1-0, Away: 0-0, Neutral: 0-0

11-5-2010 (ot) (exh)		h10	L	71- 68

Clemson (66-74!)

Home: 45-26!, Away: 17-47, Neutral: 4-1

All Home Games:	45-26!
At McCamish Pavilion:	5-4!
At Alexander Memorial Coliseum:	27-15
At Philips Arena:	0-1
At Georgia Dome:	1-0
In Atlanta:	46-26!
All Road Games:	17-47
At Littlejohn Coliseum:	9-40
As ACC members:	38-51!
In the ACC Tournament:	4-1
All Neutral Games:	4-1
As SIC members:	8-5
As SIAA members:	3-2
As SoCon members:	6-5
Under Whack Hyder:	9-8
Under Dwane Morrison:	0-8
Under Bobby Cremins:	19-21
Under Paul Hewitt:	12-11
Under Brian Gregory:	2-8
Under Josh Pastner:	4-6!
Vs. Brad Brownell:	7-17
Longest Winning Streak:	7 games (1943-66)
Longest Losing Streak:	14 games (1972-82)
Most Points Scored:	111 on 1-24-2001
Fewest Points Scored:	17 on 2-20-1920
Most Points Allowed:	108 on 1-24-2001
Fewest Points Allowed:	13 on 1-5-1924, 1-20-1937
Largest Margin of Victory:	38 on 1-20-1937
Largest Margin of Defeat:	29 on 1-8-1977

• This is the oldest and longest-running series the Yellow Jackets have with an ACC member. The 140 all-time meetings are more than 30 greater than Tech has played with any other ACC opponent. The series dates back to the 1912-13 season, when John Heisman coached the Tech basketball team.

• Clemson is one of two permanent home-and-away opponents on Tech's schedule each year (Notre Dame is the other).

• The teams split their regular-season series in 2020-21, each team winning at home. Tech took an 83-65 win at McCamish Pavilion for its third straight win in the series before Clemson scored a 74-72 win at Littlejohn Coliseum on a 25-foot three-point just before the final horn.

• The Tigers hold an 8-7 advantage in games played over the last seven seasons.

• The Yellow Jackets swept the season series in 2019-20 for the first time since the 2004-05 season, winning 68-59 at home and 65-62 at Clemson. The win at Clemson was the Yellow Jackets' first since the 2004-05 season, snapping a 14-game road losing streak in the series.

• The Yellow Jackets trail 51-38 to the Tigers since joining the ACC.

• Tech has an all-time record of 45-26 against the Tigers at home, including a 27-15 record at Alexander Memorial Coliseum and a 5-4 mark at McCamish Pavilion.

• Tech is 4-6 on the court against Clemson under head coach Josh Pastner, and 7-17 vs. Tiger teams coached by Brad Brownell.

• Tech is just 17-47 all-time in games played at Clemson, including an 9-40 mark in Littlejohn Coliseum. The Jackets lost 14 straight games on the road in the series, and 13 in a row at Littlejohn, before Tech won on March 6, 2020, Tech was Clemson's first opponent in Littlejohn Coliseum back on Nov. 30, 1968. The Tigers won, 76-72.

• Tech's 111-108 win against the Tigers at Littlejohn Coliseum on Jan. 24, 2001 is the highest-scoring regulation game Tech has had with any ACC opponent. The Jackets' current record of 17 three-point field goals was set in that game. The Jackets defeated Florida State by the same score in Tallahassee (in two OTs) on Feb. 11, 1999, and lost to Wake Forest in the 2007 ACC Tournament, 114-112 in double-overtime.

• The Yellow Jackets have won three of four ACC Tournament meetings with the Tigers, including a 69-61 semi-final decision on the way to the 1993 conference title in Charlotte.

All-Time Series Results

2-7-1913		h3	L	22- 26
2-8-1913		a	W	29- 11
1-23-1920		h4	W	32- 17
2-20-1920		a	L	17- 41
2-5-1921		h4	W	28- 22
1-13-1923		a	W	26- 17
1-27-1923		h4	W	35- 22
1-5-1924		a	W	48- 13
2-8-1924		h4	W	39- 22
1-10-1925		h4	L	18- 20
2-14-1925		a	L	30- 32
1-17-1928		h7	W	42- 24
1-5-1929		h7	W	29- 23
3-1-1929		h1	L	26- 30
1-11-1930		h7	L	24- 25
2-15-1930		a	L	26- 40
1-7-1933		a	W	29- 28
2-7-1934		h4	W	31- 25
1-12-1935		a	L	29- 43
1-11-1936		h8	L	32- 35
1-25-1936		a	L	31- 39
1-20-1937		h8	W	51- 13
2-25-1938		h8	W	53- 33
1-8-1941		h9	W	63- 51
1-22-1941 (ot)		a	L	49- 52
2-10-1943		h9	W	43- 32
1-22-1944		a	W	50- 34
1-29-1944		h9	W	58- 24
12-20-1945		h9	W	52- 38
1-5-1946		a	W	61- 46
2-3-1965		h10	W	93- 78
1-6-1966		h10	W	87- 72
2-22-1966		a	L	90-106
1-5-1967		h10	L	55- 76
1-24-1967		a	W	88- 77
2-1-1968		h10	W	99- 64
2-28-1968		a	W	80- 51
11-30-1968		a	L	72- 76
1-8-1969		h10	W	72- 66
1-7-1970		h10	W	96- 84
1-19-1970		a	L	78- 88
1-6-1971		h10	W	72- 55
1-20-1971		a	W	74- 64
1-5-1972		h10	L	57- 66
1-29-1972		a	L	70- 83
11-28-1972		a	L	77- 86
2-3-1973		h10	L	57- 74
12-15-1973		a	L	61- 63
3-2-1974		h10	L	58- 71
2-19-1975	16/nr	h10	L	69- 85
1-8-1977	16/15	a	L	69- 98
1-5-1980		h10	L	48- 56
1-31-1980	16/17	a	L	52- 76
1-7-1981	20/20	h10	L	54- 65
1-21-1981	19/nr	a	L	48- 72
1-6-1982		h10	L	57- 62
1-20-1982		a	L	49- 55
1-11-1983		h10	W	71- 66
1-24-1983		a	L	56- 58
1-11-1984		a	L	69- 79
1-26-1984		h10	W	59- 52
1-8-1985	9/10	h10	L	81- 90
1-23-1985	16/17	a	W	64- 59
1-18-1986	5/5	a	W	83- 71
3-2-1986	4/3	h10	W	74- 63
3-7-1986	6/6	n2	W	79- 61
1-20-1987	10/12	h10	L	66- 67
2-25-1987	13/12	a	L	77- 88
1-26-1988		h10	W	85- 76
3-5-1988 (2ot)	13/15	a	L	94- 97
1-25-1989	nr/19	h10	W	75- 74
3-4-1989 (ot)		a	L	79- 81
1-25-1990	13/11	a	L	90- 91
3-3-1990	11/11	20/20	h10	W 85- 69
1-24-1991	nr/25	h10	W	89- 68
3-2-1991	nr/21	a	L	62- 69
2-5-1992 (ot)	20/18	a	L	78- 95
3-8-1992		h10	W	101- 82
2-4-1993	22/22	h10	L	80- 83
3-7-1993		a	W	66- 59
3-13-1993		n3	W	69- 61
2-2-1994		a	L	69- 88
3-5-1994		h10	W	90- 79
2-1-1995	21/20	h10	W	80- 50
3-4-1995		a	L	63- 65
1-30-1996	25/nr	24/21	a	L 70- 73
3-3-1996	18/20	h10	W	87- 74
1-30-1997	7/6	a	L	57- 70
3-1-1997	12/10	h10	L	53- 55
2-4-1998		h10	W	70- 52
3-1-1998		a	L	62- 76
1-28-1999		h10	W	66- 62
2-28-1999		a	L	64- 92
2-2-2000		a	L	58- 70
3-4-2000		h10	W	85- 69
1-24-2001		a	W	111-108
2-25-2001		h10	W	85- 64
1-5-2002		h10	L	76- 83
2-6-2002		a	W	74- 50
2-5-2003		a	L	67- 69
3-8-2003		h10	W	66- 56
1-27-2004	14/16	h10	W	76- 69
2-28-2004	18/20	a	W	79- 60
2-8-2005		a	W	70- 62
3-5-2005		h10	W	64- 56
1-21-2006		h10	L	63- 73
3-4-2006		a	L	82- 95
1-6-2007	23/18	a	L	74- 75
2-3-2007	25/21	h10	W	80- 62
2-14-2008		a	L	67- 82
3-6-2008	24/v	h10	W	80- 75
1-25-2009	10/9	a	L	59- 73
2-22-2009	13/13	h10	L	73- 81
3-12-2009	17/18	n4	W	86- 81
1-19-2010	19/18	17/16	h10	W 66- 64
3-2-2010		a	L	80- 91
1-12-2011		a	L	62- 87
2-5-2011		h10	L	56- 65
1-21-2012		a	L	62- 64
2-21-2012		h13	L	37- 56
1-29-2013		a	L	60- 63
2-14-2013		h15	L	53- 56
2-4-2014		a	L	41- 45
2-22-2014		h15	L	55- 63
3-13-2014 (ot)		n2	L	65- 69
2-16-2015		h15	W	63- 52
2-28-2015 (ot)		a	L	63- 70
2-13-2016		a1	L	52- 66
2-23-2016		h15	W	75- 73
3-9-2016 (ot)		n5	W	88- 85
1-12-2017		h15	!	75- 63
2-1-2017		a	L	62- 74
1-28-2018		h15	L	70- 72
2-24-2018	15/17	a	L	67- 75
1-16-2019		a	L	60- 72
2-6-2019		h15	L	42- 65
2-25-2020		h15	W	68- 59
3-6-2020		a	W	65- 62
1-20-2021		h15	W	83- 65
2-12-2020		a	L	72- 74

h3-Crystal Palace; h4-City Auditorium; h7-Temporary Gym; h8-Naval Armory; h9-Heisman Gym; h10-The Omni; h12-Philips Arena; a1-Bon Secours Wellness Arena (Greenville, S.C.); n1-SIC Tournament (City Auditorium, Atlanta, Ga.); n2-ACC Tournament (Greensboro [N.C.] Coliseum); n3-ACC Tournament (Charlotte [N.C.] Coliseum); n4-ACC Tournament (Georgia Dome, Atlanta, Ga.); n5-ACC Tournament (Verizon Center, Washington, D.C.)

!1/12/2017 victory vacated by NCAA Committee on Infractions

Clemson YMCA (0-1)

Home: 0-0, Away: 0-1, Neutral: 0-0

2-21-1920		a	L	32- 40

Coastal Carolina (4-0)

Home: 4-0, Away: 0-0, Neutral: 0-0

11-28-1988	14/na	h10	W	95- 65
12-19-1989	14/13	h10	W	109- 82
11-28-1994	20/19	h10	W	90- 78
12-17-1997		h10	W	100- 63

Colgate (1-0)

Home: 1-0, Away: 0-0, Neutral: 0-0

12-23-2015		h14	W	76- 60

Colorado State (1-0)

Home: 1-0, Away: 0-0, Neutral: 0-0

11-22-1991	23/24	*h10	W	84- 67

**Preseason NIT second round*

Columbia (1-0)

Home: 0-0, Away: 0-0, Neutral: 1-0

12-11-1976		n1	W	80- 79

n1-Marshall Invitational (Huntington, W.Va.)

Columbus Kinners (0-1)

Home: 0-0, Away: 0-1, Neutral: 0-0

12-20-1926		a	L	26- 35

Connecticut (2-2)

Home: 0-0, Away: 0-1, Neutral: 2-1

11-26-2003	1/1	n1	W	77- 61
4-5-2004	14/15	7/7	n2	L 73- 82
2-11-2007		n3	W	65- 52
2-9-2008		a	L	68- 80

n1-Preseason NIT semifinals (Madison Square Garden, New York, N.Y.); n2-NCAA Final Four national championship game (Alamodome, San Antonio, Texas); n3-Georgia Dome, Atlanta, Ga.

Coppin State (1-0)

Home: 1-0, Away: 0-0, Neutral: 0-0

12-27-2017		h10	W	76- 62

Cornell (4-0)

Home: 3-0, Away: 1-0, Neutral: 0-0

1-2-2002		h10	W	86- 68
1-8-2003		h10	W	81- 55
11-23-2003		a	W	90- 69
11-13-2015		h15	W	116- 81

Crescent Athletic Club (0-1)

Home: 0-0, Away: 0-1, Neutral: 0-0

1-1-1930 (exh)		a	L	24- 28

Croatian National Team (1-0)

Home: 1-0, Away: 0-0, Neutral: 0-0

11-16-1994 (exh)		h10	W	100- 61

CSKA Bulgaria (1-0)

Home: 1-0, Away: 0-0, Neutral: 0-0

11-4-1997 (exh)		h10	W	96- 76

Davidson (9-3)

Home: 6-1, Away: 0-1, Neutral: 3-1

2-17-1925		h7	L	27- 36
12-19-1946		h9	W	55- 41
12-14-1949		h9	W	78- 59
12-29-1951		n1	W	78- 60
12-3-1957		h	W	74- 52
12-29-1971		n1	L	66- 91
12-16-1975		h10	W	85- 60
1-3-1976		n2	W	72- 68
12-15-1976		h10	W	59- 44
12-21-1977		a	L	78- 79
11-24-2000		h10	W	92- 61
12-17-2001		n2	W	83- 69

n1-Carolina Invitational (Charlotte [N.C.] Coliseum); n2-Charlotte [N.C.] Coliseum

Dayton (0-4)

Home: 0-1, Away: 0-2, Neutral: 0-1

12-17-1977		a	L	63- 65
11-19-2009	21/19	n1	L	59- 63
11-20-2013		h14	L	72- 82
12-23-2014		a	L	61- 75

n1-O'Reilly Auto Parts Puerto Rico Tip-Off, San Juan, P.R.

Delaware State (4-0)

Home: 4-0, Away: 0-0, Neutral: 0-0

12-6-1997	22/23	h10	W	84- 63
11-14-2011		h14	W	70- 52
11-11-2013		h15	W	68- 50
12-20-2020		h15	W	74- 64

DePaul (2-2)

Home: 1-0, Away: 0-2, Neutral: 1-0

2-2-1979		a	L	71- 77
2-22-1987	4/5	a	L	67- 84
2-6-1988		h10	W	71- 70
3-15-1991	24/nr	n1	W	87- 70

n1-NCAA Midwest Regional first round (Univ. of Dayton Arena, Dayton, Ohio)

SERIES HISTORY VS. ALL OPPONENTS

DePauw (1-1)

Home: 1-0, Away: 0-1, Neutral: 0-0

12-28-1926		a	L	28- 61
12-13-1977		h10	W	94- 54

Detroit (1-1)

Home: 0-0, Away: 0-1, Neutral: 1-0

1-2-1947		a	L	39- 48
12-28-1957		n1	W	70- 66

n1-Motor City Classic (Detroit, Mich.)

Dixie Portland (1-0)

Home: 1-0, Away: 0-0, Neutral: 0-0

12-30-1926		h7	W	19- 18

Dixie Stars (1-0)

Home: 0-0, Away: 1-0, Neutral: 0-0

12-28-1928		a	W	53- 26

Duke (24-75)

Home: 16-29, Away: 5-37, Neutral: 3-9

All Home Games: 16-29
At McCamish Pavilion: 1-4
At Alexander Memorial Coliseum: 13-21
At The Omni: 1-0
At Philips Arena: 0-1
In Atlanta: 17-30
All Road Games: 5-37
At Cameron Indoor Stadium: 5-37
As ACC members: 20-63
In the ACC Tournament: 3-7
All Neutral Games: 3-9
As SIC members: 0-1
Under Whack Hyder: 2-3
Under Dwane Morrison: 0-7
Under Bobby Cremins: 16-29
Under Paul Hewitt: 3-19
Under Brian Gregory: 0-6
Under Josh Pastner: 1-5
Vs. Mike Krzyzewski: 20-61
Longest Winning Streak: 2 games (5 times)
Longest Losing Streak: 15 games (1997-2004)
Most Points Scored: 91 on 2-28-1988, 1-11-1990
Fewest Points Scored: 17 on 2-15-1922
Most Points Allowed: 110 on 1-4-2017
Fewest Points Allowed: 16 on 2-15-1922
Largest Margin of Victory: 11, three times
Largest Margin of Defeat: 53 on 1-4-2017

• Georgia Tech and Duke twice in 2020-21 for the first time in seven years, splitting the regular-season series. The Yellow Jackets earned an 81-77 overtime victory March 3 in Atlanta, snapping a 14-game losing streak in the series that dated back to 2010. The Blue Devils won the first meeting, 75-68, on Jan. 26 in Durham.

• Still Duke has won 38 of the last 42 games in the series.

• The Blue Devils won 11 of the last 13 meetings at Alexander Memorial Coliseum and posted a 21-13 lead over Tech in games played on the Jackets' former home court, as well as a 29-16 mark in games played in Atlanta. Duke is 4-1 at McCamish Pavilion.

• Duke leads the overall series 75-24, and is 63-20 against Tech since the Jackets joined the ACC.

• Tech's best stretch of the series occurred between 1982 and 1989, with 10 wins in 17 meetings. Tech has never won more than two in a row.

• Tech is 20-61 against Duke teams coached by Mike Krzyzewski, 13-23 in games played in Atlanta.

• Tech has won just five of 42 games played at Cameron Indoor Stadium, the first four coming in (1959, 1984, 1987 and 1996). Tech's last win occurred on Mar. 3, 2004 in a 76-68 victory, which snapped a 41-game homecourt winning streak for the Blue Devils and helped propel the Jackets to the Final Four.

• Tech is 3-7 against the Blue Devils in ACC Tournament encounters. Tech defeated Duke on the way to each of its three tournament titles, including semifinal victories in 1985 and 1990 and a first-round triumph in 1993. The Blue Devils have defeated Tech three times in championship games (1986, 2005, 2010).

All-Time Series Results

2-15-1922			h5	W	17- 16
3-1-1930			n1	L	37- 44
2-13-1940			h9	W	41- 35
1-18-1946			h9	L	39- 54
2-12-1946			a	L	51- 73
2-15-1947			h9	L	54- 64
2-16-1948			h9	L	55- 60
2-12-1949			a	L	42- 53
12-10-1955			a	L	66- 87
11-30-1956			h10	L	61- 71
12-1-1959			a	W	59- 49
12-19-1960	15/12	8/13	h	L	48- 61
1-27-1973			h10	W	88- 86
2-16-1974			a	L	60- 70
2-22-1975			a	L	86-107
1-9-1976			h10	L	71- 91
1-7-1980		1/1	a	L	42- 55
1-21-1980		5/5	h10	L	49- 56
2-4-1981			h10	L	68- 82
2-21-1981			a	L	56- 83
2-3-1982			a	L	46- 47
2-20-1982			h10	W	87- 78
2-9-1983			h10	W	67- 66
2-26-1983			a	L	81-106
1-30-1984			h10	L	68- 69
2-25-1984		14/19	a	W	58- 56
3-9-1984		16/nr	n2	L	63- 67
2-6-1985	10/7	5/5	h10	W	81- 71
2-23-1985	8/9	6/5	a	L	62- 67
3-9-1985	9/11	7/9	n3	W	75- 64
1-21-1986	4/3	2/2	h10	W	87- 80
2-9-1986	2/2	4/2	a	L	59- 75
3-9-1986	6/6	1/1	n2	L	67- 68
1-29-1987		13/11	h10	W	75- 66
2-21-1987		17/18	a	W	79- 72
2-3-1988		4/5	a	L	65- 78
2-28-1988	20/16	5/5	h10	W	91- 87
2-2-1989		12/10	h10	W	81- 76
2-20-1989		11/12	a	L	66- 91
1-11-1990	9/9	10/11	h10	L	91- 96
1-28-1990	13/11	8/7	a	L	86- 88
3-10-1990	14/13	12/12	n4	W	83- 72
1-9-1991	24/21	14/11	a	L	57- 98
1-30-1991	23/22	7/7	h10	L	75- 77
1-11-1992	14/15	1/1	a	L	84- 97
2-12-1992	nr/24	1/1	h10	L	62- 71
3-14-1992		1/1	n4	L	76- 89
1-10-1993	10/11	1/1	h10	W	80- 79
2-10-1993	nr/24	3/3	a	L	73- 63
3-12-1993		8/8	n4	W	69- 66
1-8-1994	12/13	3/3	a	L	71- 88
2-8-1994		2/2	h10	L	63- 66
12-30-1994	17/16	7/7	n5	L	69- 76
1-7-1995	24/20	11/9	h10	W	75- 68
2-9-1995	18/15		a	L	70- 77
1-7-1996		19/20	a	W	86- 81
2-7-1996 (ot)			h10	W	73- 71
1-5-1997		13/11	h	L	56- 66
2-2-1997		12/11	a	L	61- 70
2-1-1998		1/1	a	L	69- 90
2-25-1998		1/1	h	L	53- 76
1-6-1999		2/2	a	L	58- 99
2-6-1999		2/2	h	L	79- 87
1-12-2000		6/7	a	L	52- 87
2-12-2000		3/3	h	L	65- 84
1-20-2001		2/2	h	L	77- 98
2-21-2001		4/4	a	L	54- 98
1-10-2002		2/1	a	L	79-104
2-9-2002		1/1	h	L	63- 95
1-25-2003		3/3	a	L	71- 91
2-26-2003		6/5	h	L	58- 77
1-31-2004	14/16	1/1	h	L	82- 74
3-3-2004	19/22	3/3	a	W	76- 68
3-13-2004	14/18	5/4	n2	L	71- 85
2-5-2005	25/23	4/6	a	L	65- 82
2-23-2005		7/10	h	L	56- 60
3-13-2005		6/6	n6	L	64- 69
2-22-2006		1/1	h	L	66- 73
1-10-2007		11/11	h	W	74- 63
2-18-2007			a	L	62- 71
2-27-2008		7/6	a	L	58- 71
3-14-2008		7/7	n7	L	70- 82
1-14-2009		3/2	h	L	56- 70
1-9-2010	20/17	5/5	h	W	71- 67
2-4-2010	21/19	10/9	a	L	67- 86
3-14-2010		4/4	n2	L	61- 65
2-20-2011		5/5	a	L	57- 79
1-7-2012		5/3	h13	L	74- 81
1-17-2013		3/3	a	L	57- 73
1-7-2014		16/13	a	L	57- 79
2-18-2014		5/6	h15	L	51- 68
2-4-2015		4/5	a	L	66- 72
2-2-2016			h15	L	71- 80
1-4-2017		8/8	a	L	57-110
2-11-2018		9/8	h15	L	69- 80
1-26-2019		2/2	a	L	53- 66
1-8-2020		2/2	h15	L	64- 73
1-26-2020			a	L	68- 75
3-2-2021 (ot)			h15	W	81- 77

Known as Trinity College until 1924

h5-Atlanta Athletic Club; h9-Heisman Gym; n1-SIC Tournament (City Auditorium, Atlanta, Ga.); n2-ACC Tournament (Greensboro [N.C.] Coliseum); n3-ACC Tournament (The Omni, Atlanta, Ga.); n4-ACC Tournament (Charlotte [N.C.] Coliseum); n5-Rainbow Classic (Special Events Center, Honolulu, Hawaii); n6-ACC Tournament (MCI Center, Washington, D.C.); n7-ACC Tournament (Bobcats Arena, Charlotte, N.C.)

Duquesne (2-0)

Home: 1-0, Away: 0-0, Neutral: 1-0

3-17-1970		n1	W	78- 68
12-29-2015		h14	W	73- 67

n1-NIT first round (Madison Square Garden, New York, N.Y.)

EA Sports All-Stars (1-0)

Home: 1-0, Away: 0-0, Neutral: 0-0

11-12-2001 (exh)		h10	W	112- 85

East Carolina (4-1)

Home: 3-1, Away: 1-0, Neutral: 0-0

1-27-1979 (ot)		h10	L	64- 66
2-17-1979		a	W	82- 68
1-4-1989		h10	W	92- 69
12-3-1994		h10	W	100- 74
11-16-2018		h15	W	79- 54

East Tennessee State (4-2)

Home: 3-1, Away: 0-1, Neutral: 1-0

1-13-1976		h	W	79- 54
12-18-1976		h	W	62- 54
12-16-1978		a	L	76- 86
3-15-1990		n1	W	99- 83
12-7-2013		h15	W	87- 57
11-22-2015		h15	L	68- 69

n1-NCAA Southeast Regional first round (Thompson-Boling Arena, Knoxville, Tenn.)

Eastern Illinois (1-0)

Home: 0-0, Away: 0-0, Neutral: 1-0

11-22-2001		n1	W	70- 65

n1-Las Vegas Invitational (Valley High School, Las Vegas, Nev.)

Elon (4-0)

Home: 4-0, Away: 0-0, Neutral: 0-0

1-22-2003		h10	W	66- 47
11-21-2005		h10	W	81- 69
11-10-2006	23/21	h10	W	83- 49
11-11-2015		h15	W	64- 41

Evansville (0-1)

Home: 0-0, Away: 0-1, Neutral: 0-0

12-23-1926		a	L	36- 38

Flagler (3-0)

Home: 3-0, Away: 0-0, Neutral: 0-0

12-1-1980		h10	W	87- 59
1-13-1982		h10	W	79- 71
12-12-1983		h10	W	95- 52

Florida (27-20)

Home: 17-5, Away: 7-12, Neutral: 3-3

2-3-1923		h4	W	52- 20
1-7-1929		h7	W	36- 19
1-8-1929		h7	W	33- 26
2-24-1929		n1	W	50- 24
1-14-1931		a	L	31- 39
1-20-1931		h7	W	32- 23
2-27-1931		n1	L	48- 53
1-9-1932		a	W	41- 32
2-17-1932		h4	W	38- 23
1-4-1936		a	L	25- 36
2-17-1936		h8	W	39- 22
1-13-1937		a	W	35- 25
2-15-1937		h8	W	43- 37
2-17-1938		h8	W	54- 40
2-4-1939 (ot)		a	L	29- 33
1-15-1940		h9	L	40- 45
2-1-1946		h9	W	64- 53
2-23-1946		a	W	58- 50
2-13-1948		h9	W	65- 42
2-28-1948		a	W	63- 55
2-10-1949		h9	W	57- 49
2-26-1949		a	W	66- 56
2-10-1950		h9	W	69- 38
2-25-1950		a	L	41- 59
1-13-1951		h9	L	54- 56
2-16-1952		a	L	73- 80
12-29-1952		n2	L	60- 68
2-14-1953		h9	L	65- 76
12-30-1953		n2	L	59- 63
3-1-1954		a	L	59- 67
2-28-1955		h9	W	88- 68
2-27-1956		a	L	48- 66
2-25-1957		h10	W	64- 57
2-24-1958 (ot)		a	W	62- 61
2-23-1959		h10	W	76- 72
2-22-1960 (ot)		a	W	69- 55
2-27-1961		h10	W	52- 50
2-26-1962 (ot)		a	L	75- 82
12-28-1962		n2	W	63- 61
2-25-1963		h10	W	89- 69
2-24-1964		a	L	73- 92
12-28-1970		n2	W	69- 58
12-16-1972		a	L	69- 78
2-5-1973 (ot)		h10	L	85- 87
1-2-1974		h10	L	68- 70
1-2-1975		a	L	69- 90
11-24-1987		a1	L	69- 80

n1-SIC Tournament (City Auditorium, Atlanta, Ga.); n2-Gator Bowl Tournament (Jacksonville, Fla.); a1-Preseason NIT second round

Florida A&M (9-0)

Home: 9-0, Away: 0-0, Neutral: 0-0

12-1-1992		h10	W	112- 83
11-26-1994		h10	W	112- 56
2-5-2000		h10	W	89- 57
11-16-2001		h10	W	97- 62
11-14-2009	22/20	h10	W	100- 59
11-11-2011		h14	W	92- 59
12-17-2017		h15	W	79- 54
12-9-2018		h15	W	73- 40
12-18-2020		h15	W	97- 69

Florida State (30-44)

Home: 17-17, Away: 11-24, Neutral: 2-3

All Home Games: 17-17
At McCamish Pavilion: 1-3
At Alexander Memorial Coliseum: 16-14
At Georgia Dome: 0-1
In Atlanta: 17-18
All Road Games: 11-24
At Tucker Center: 8-17
As ACC members: 20-30
In the ACC Tournament: 1-2
All Neutral Games: 1-3
As Metro Conference members: 1-3
Under Whack Hyder: 8-10
Under Dwane Morrison: 2-4
Under Bobby Cremins: 8-11
Under Paul Hewitt: 9-10
Under Brian Gregory: 1-4
Under Josh Pastner: 2-5
Vs. Leonard Hamilton: 10-18 (9-18 at FSU)
Longest Winning Streak: 5 games (1995-97)
Longest Losing Streak: 10 games (2007-15)
Most Points Scored: 111 on 2-11-1999
Fewest Points Scored: 47 on 2-16-19
Most Points Allowed: 108 on 2-19-72, 2-11-1999
Fewest Points Allowed: 55 on 1-19-1963
Largest Margin of Victory: 31 on 1-30-2002
Largest Margin of Defeat: 58 on 2-19-1972

• Georgia Tech won two of the three meetings against Florida State in 2020-21, winning its home game, 76-65, on Jan. 30 and the ACC Tournament championship game, 80-75. The Seminoles won, 74-61, in Tallahassee on Dec. 15.

• Florida State still has won 15 of the last 19 meetings in the series.

• Since FSU joined the ACC, Tech is 20-30 against the Seminoles. Florida State won the first six in a row, Tech followed by winning five straight, and is 15-24 against the Seminoles since then.

• In those 49 games, 22 have been decided by four points or less, 33 by fewer than 10 points. One of those games went to double-overtime, which the Yellow Jackets won 111-108 on Feb. 11, 1999 in Tallahassee.

• Tech is 17-18 against the Seminoles in Atlanta, 1-3 at McCamish Pavilion.

• Tech is 9-18 against Seminoles teams led by head coach Leonard Hamilton. Tech is 10-18 against Hamilton overall, with a victory over his Miami team in December of 1997.

• Tech is 11-24 in games played in Tallahassee, including an 8-17 mark at the Donald L. Tucker Civic Center, formerly

SERIES HISTORY VS. ALL OPPONENTS

known as the Tallahassee-Leon County Civic Center.

• Tech and Florida State were both members of the old Metro Conference from 1976-78, and the Seminoles won three of those four meetings.

• Florida State has won two of the ACC Tournament meetings between the schools. The three meetings have been decided by a total of eight points.

All-Time Series Results

1-19-1963	7/6	h10	W	70- 55
2-15-1964 (ot)		h10	W	77- 73
1-20-1965		a	L	65- 72
2-15-1965		h10	W	77- 76
1-31-1966		a	L	66- 71
2-14-1966		h10	W	95- 88
1-28-1967		a	W	75- 68
2-25-1967		h10	W	102- 84
1-20-1968		h10	L	57- 73
2-24-1968		a	L	67- 72
2-18-1969		a	W	84- 76
2-22-1969		h10	L	80- 98
1-24-1970	18/NR	h10	L	83- 89
2-21-1970	8/11	a	L	80- 97
1-23-1971		a	W	85- 67
2-8-1971		h10	L	76- 81
1-22-1972		h	L	69- 71
2-19-1972	14/11	a	L	50-108
3-3-1977		n1	W	72- 67
2-21-1978	12/10	a	L	72- 78
2-25-1978	12/10	h10	L	82- 85
3-3-1978	nr/18 11/11	n2	L	69- 71
1-23-1979		a	L	73- 79
2-10-1979		h10	W	75- 72
1-23-1992	18/17	h10	L	79- 83
2-15-1992	23/21	a	L	67- 80
1-31-1993	18/17 19/20	a	L	77- 96
3-4-1993	11/11	h10	L	82- 83
1-29-1994	21/19	h10	L	73- 74
3-2-1994		a	L	68- 71
1-29-1995	21/21	a	W	81- 68
3-2-1995		h10	W	69- 67
1-27-1996		h10	W	79- 58
2-28-1996	18/20	a	W	83- 68
1-15-1997		h10	W	71- 58
2-9-1997		a	L	62- 64
1-18-1998	17/16	h	L	67- 70
2-18-1998		a	W	72- 59
1-11-1999		h10	L	56- 75
2-11-1999 (2ot)		a	W	111-108
1-19-2000		h10	W	65- 62
2-21-2000		a	L	54- 64
3-9-2000		n3	L	62- 63
1-27-2001		h10	W	77- 68
2-28-2001		a	L	59- 69
1-30-2002		h10	W	77- 46
3-2-2002		a	W	86- 78
1-14-2003		h10	W	81- 74
2-15-2003		a	L	64- 71
2-3-2004	15/16	a	L	65- 81
3-6-2004	19/22	h10	W	63- 60
2-2-2005	25/23	h10	W	64- 61
2-20-2005		a	W	76- 75
2-9-2006		a	L	79- 80
1-13-2007		h10	W	88- 80
2-13-2007		a	W	63- 57
12-30-2007		h10	L	64- 66
2-5-2009		a	L	58- 62
3-13-2009	22/22	n4	L	62- 64
12-20-2009 (ot)	22/15	h10	L	59- 66
1-24-2010	19/18	a	L	66- 68
2-10-2011		h10	L	63- 72
2-1-2012	21/24	a	L	54- 68
2-5-2013		h15	L	54- 56
3-2-2014		a	L	71- 81
2-14-2015		h15	L	53- 57
2-17-2016		a	W	86- 80
1-25-2017	6/6	h15	!	78- 56
1-24-2018		a	L	77- 88
2-2-2019	25/rv	a	L	49- 59
2-16-2019	17/19	h15	L	47- 69
12-31-2019	18/18	a	L	58- 70
12-15-2020	15/15	a	L	61- 74
1-30-2021	16/16	h15	W	76- 65
3-13-2021	16/16	n5	W	80- 75

n1-Metro Tournament (Mid-South Coliseum, Memphis, Tenn.); n2-Metro Tournament (Riverfront Coliseum, Cincinnati, Ohio); n3-ACC Tournament (Charlotte [N.C.] Coliseum); n4-ACC Tournament (Georgia Dome, Atlanta, Ga.); n5-ACC Tournament (Greensboro Coliseum, Greensboro, N.C.)

Fordham (3-1)

Home: 2-0, Away: 0-1, Neutral: 1-0

2-15-1990	13/11	n1	W	83- 78
12-8-1990	20/20	h10	W	92- 72
12-29-2011		a	L	66- 72
12-29-2012		h15	W	73- 48

n1-Madison Square Garden (New York, N.Y.)

Fort Benning (5-0)

Home: 3-0, Away: 2-0, Neutral: 0-0

2-10-1922		a	W	24- 23
1-3-1932		a	W	42- 21
1-27-1937		h10	W	70- 26
1-24-1942		h10	W	53- 44
2-2-1943		h10	W	65- 40

Fort McPherson (1-0)

Home: 0-0, Away: 1-0, Neutral: 0-0

1-13-1925 (2ot)		a	W	28- 26

Francis Marion (2-0)

Home: 2-0, Away: 0-0, Neutral: 0-0

2-10-1982		h10	W	79- 54
1-26-1983		h10	W	88- 76

Franklin & Marshall (1-0)

Home: 0-0, Away: 1-0, Neutral: 0-0

1-4-1930		a	W	51- 36

Furman (23-6)

Home: 14-2, Away: 9-4, Neutral: 0-0

1-21-1921		h4	W	44- 24
1-12-1924		a	L	37- 42
12-15-1947		h9	L	53- 54
1-13-1948		a	W	65- 64
12-18-1948		h9	W	64- 49
12-10-1949		h9	W	87- 56
12-9-1950		h10	W	87- 50
1-31-1953		a	L	93-111
2-11-1954		h9	L	67-114
1-13-1955		a	L	95-111
1-18-1956		a	W	85- 75
12-6-1956		h10	W	93- 74
1-2-1958		h10	W	74- 64
12-13-1958		a	W	82- 77
12-3-1959		h10	W	91- 63
12-3-1960		h10	W	80- 54
12-29-1961		a1	W	72- 65
12-3-1962 (ot)		a	W	80- 79
12-4-1963		h10	W	92- 69
1-9-1965		a	W	96- 85
2-8-1966		h10	W	110- 68
1-10-1967 (ot)		a	L	68- 69
1-17-1968		h10	W	68- 61
1-28-1969		a	W	72- 63
1-15-1970		h10	W	88- 61
2-27-1971		a	W	81- 66
12-22-1971		h10	W	108- 91
12-29-1975		a1	W	98- 81
12-19-1994		h	W	94- 73

a1-Poinsettia Tournament (Greenville, S.C.)

Gardner-Webb (1-1)

Home: 1-1, Away: 0-0, Neutral: 0-0

12-1-2002		h10	W	75- 53
12-17-3018		h15	L	69- 79

George Mason (1-0)

Home: 0-0, Away: 0-0, Neutral: 1-0

11-20-2009		n1	W	70- 62

n1-O'Reilly Auto Parts Puerto Rico Tip-Off, San Juan, P.R.

George Washington (3-0)

Home: 1-0, Away: 1-0, Neutral: 1-0

1-2-1988		h10	W	86- 57
12-3-1988		a	W	94- 64
3-18-2005	25/25	n1	W	80- 68

n1-NCAA Tournament first round (Gaylord Entertainment Center, Nashville, Tenn.)

Georgetown (2-4)

Home: 2-0, Away: 0-1, Neutral: 0-3

2-15-1921		a	L	14- 37
1-1-1955		n1	L	62- 68
12-21-1963		h10	W	96- 71
3-23-1985	6/6 1/1	n2	L	54- 60
11-22-1995	25/20 4/4	n3	L	72- 94
3-16-1998 (ot)		*h10	W	80- 79

*n1-Queen City Tournament (Buffalo, N.Y.); n2-NCAA East Regional final (Providence [R.I.] Civic Center); n3-Preseason NIT semifinals (Madison Square Garden, New York, N.Y.); *NIT second round*

Georgia (105-91)

Home: 62-27, Away: 30-54, Neutral: 13-10

All Home Games: 62-27
At Alexander Memorial Coliseum: 31-9
At McCamish Pavilion: 2-2
All Other Home Courts: 29-16
In Athens: 30-53
At Stegeman Coliseum: 5-28
All Neutral Games: 13-10
At The Omni: 8-6
In Atlanta: 69-34
As SEC members: 55-29
As SIC members: 11-11
Under Whack Hyder: 38-21
Under Dwane Morrison: 6-10
Under Bobby Cremins: 10-10
Under Paul Hewitt: 4-7
Under Brian Gregory: 4-1
Under Josh Pastner: 0-4
Vs. Mark Fox: 4-5
Vs. Tom Crean: 1-2 (0-2 at Georgia)
Longest Winning Streak: 10 games (1958-61)
Longest Losing Streak: 7 games (1909-21, 1980-84)
Most Points Scored: 112 on 12-19-1990
Fewest Points Scored: 8 on 2-14-1914
Most Points Allowed: 105 on 12-19-1990
Fewest Points Allowed: 11 on 3-17-1906
Largest Margin of Victory: 38 on 12-5-2004
Largest Margin of Defeat: 69 on 1-22-1909

• Georgia Tech leads the overall series 105-91 and has played the Bulldogs more than any other opponent in its basketball history.

• The series has been played alternately on the respective schools' campuses since the 1995-96 season. Georgia holds an 15-10 lead over that period.

• In the 25 on-campus meetings since 1995, Georgia has won three times in Atlanta, and Tech has won twice in Athens.

• Georgia has won the last five games in the series, three of those in Athens and two in Atlanta. The Bulldogs captured a 82-78 victory last November at Stegeman Coliseum.

• Prior to that, Georgia Tech had won four consecutive games over Georgia for the first time since winning 10 in a row over the Bulldogs, the longest for either team in the series, from December of 1958 to February of 1961.

• Tech snapped a 13-game losing streak in games played at Stegeman Coliseum with a 68-56 win over Georgia on Dec. 7, 2011. It was Tech's first win in Athens since Nov. 26, 1976, a stretch that spanned three Tech coaches - Dwane Morrison (0-for-his-last-4), Bobby Cremins (0-4) and Paul Hewitt (0-5).

• With Tech's 80-71 win in the Nov. 15, 2013 contest in Athens, the Yellow Jackets won back-to-back in Athens for the first time since winning three in a row from 1959-61.

• Before the December, 1995 meeting in Athens that marked the return to on-campus play, the teams played 14 straight years at the Omni in downtown Atlanta, which was located on the site of the current Philips Arena. Tech went 8-6 against the Bulldogs in the facility, including eight of the last 10 before the neutral series ended. The teams have played on neutral sites other than the SEC or Southern Intercollegiate Championships only one other time, that coming at the 1960 Gator Bowl Tournament in Jacksonville, Fla.

• Tech is 0-4 against Georgia under head coach Josh Pastner, and 1-2 against the Bulldogs' current head coach Tom Crean (the Jackets defeated a Crean-coached Indiana team in the 2017 NIT).

• Tech and Georgia were both charter members of the Southeastern Conference, and the Yellow Jackets went 55-29 against the Bulldogs in the SEC before leaving the conference after the 1963-64 season.

• Tech is 35-34 against Georgia since leaving the SEC.

All-Time Series Results

3-10-1906		a	W	27- 13
3-17-1906 (ot)		h1	W	13- 11
1-22-1909		a	L	9- 78
1-29-1909		h2	L	13- 69
2-15-1913		a	L	12- 71
2-28-1913		h3	L	20- 35
2-14-1914		a	L	8- 58
2-26-1914		h3	L	24- 29
2-27-1921		n1	L	21- 26
2-28-1923		n1	W	27- 22
1-31-1925		h7	W	30- 25
2-21-1925		a	L	24- 34
1-8-1926		h7	W	35- 30
1-30-1926		a	L	29- 33
2-20-1926		h4	L	19- 34
1-15-1927 (ot)		a	W	36- 35
1-29-1927		h4	W	33- 27
2-19-1927		a	W	36- 25
1-14-1928		h7	L	30- 33
1-28-1928		a	W	36- 35
2-18-1928		h4	W	28- 26
1-26-1929		h4	W	38- 37
2-25-1929		a	L	25- 27
1-18-1930		h7	L	23- 26
1-25-1930		h4	L	23- 25
2-22-1930		h4	L	31- 35
1-17-1931		a	L	30- 39
1-31-1931		h7	W	37- 19
2-14-1931		a	L	15- 44
1-30-1932		h4	W	30- 20
2-6-1932		a	L	15- 25
2-20-1932		h4	W	25- 22
1-14-1933		a	L	25- 30
1-28-1933		h4	W	26- 16
2-18-1933		a	W	32- 30
1-13-1934		a	W	33- 25
1-27-1934		h4	L	33- 37
2-17-1934		h4	L	27- 28
3-2-1934		n2	L	19- 33
1-19-1935		a	L	23- 33
2-2-1935		h4	W	32- 27
2-23-1935 (ot)		a	W	49- 39
2-1-1936		h8	W	29- 21
2-22-1936		a	W	24- 22
1-30-1937		a	W	34- 20
2-20-1937		h8	W	42- 22
1-29-1938		h8	W	51- 28
2-19-1938		a	W	29- 27
1-28-1939		a	L	26- 32
2-18-1939		h9	L	29- 41
1-27-1940		h9	L	31- 46
2-17-1940		a	L	31- 40
2-7-1941		a	L	26- 31
2-20-1941		h9	W	52- 44
2-19-1942		h9	W	49- 29
2-21-1942		a	L	37- 38
2-18-1943		a	W	58- 31
2-20-1943		h9	W	39- 20
2-12-1944		a	W	42- 39
2-19-1944		h9	W	71- 44
2-9-1945		h9	W	70- 38
2-24-1945		a	W	69- 42
3-1-1945		n3	W	68- 49
2-6-1946		a	L	40- 50
2-15-1946		h9	L	43- 46
2-28-1946		n3	L	30- 36
2-4-1947		a	W	51- 44
2-19-1947		h9	W	70- 46
2-4-1948		a	W	68- 58
2-12-1948		a	W	73- 64
2-18-1948		a	L	58- 65
3-5-1948		n3	W	60- 57
1-26-1949 (ot)		h9	L	60- 74
2-2-1949		a	W	56- 49
2-16-1949		h9	W	60- 58
1-25-5190		a	L	55- 67
2-1-1950		h9	W	56- 51
2-15-1950 (ot)		a	L	72- 73
1-9-1951		h9	W	56- 50
1-20-1951		a	L	66- 77
2-7-1951		h9	L	53- 54
2-6-1952		a	L	64- 72
2-23-1952		h9	W	79- 73
12-30-1952		n4	W	71- 54
1-6-1953		a	L	57- 70
2-4-1953		h9	W	78- 73
12-28-1953		n4	L	64- 66
2-17-1954		a	L	61- 69
2-27-1954		h9	W	80- 63
1-24-1955		a	L	66- 70
2-17-1955		h9	W	75- 54
2-26-1955 (2ot)		h9	L	66- 67
12-17-1955		h9	W	75- 62
2-16-1956 (ot)		a	W	72- 68
2-25-1956		a	W	81- 72
12-18-1956		h10	W	80- 58
2-14-1957		a	W	67- 65
2-23-1957		h10	W	74- 60
12-19-1957 (ot)		h10	L	68- 69
1-20-1958		h10	W	72- 59

HISTORY

SERIES HISTORY VS. ALL OPPONENTS

2-22-1958	a	L	59- 62
12-11-1958	h10	W	73- 66
1-7-1959	a	W	66- 62
2-21-1959	h10	W	82- 62
12-31-1959 10/17	h10	W	83- 65
1-13-1960 6/6	h10	W	80- 64
2-20-1960 6/8	a	W	69- 68
12-1-1960	h10	W	74- 56
12-29-1960	n4	W	54- 51
1-11-1961 (ot)	a	W	89- 80
2-25-1961	h10	W	83- 71
12-9-1961	h10	L	67- 70
1-11-1962	h10	W	68- 62
2-24-1962	a	L	61- 68
1-9-1963 7/7	a	W	72- 70
2-23-1963 (ot) nr/10	h10	W	66- 58
12-2-1963	h10	W	73- 65
1-21-1964	h10	W	71- 55
2-22-1964	a	L	68- 81
12-19-1964	a	L	66- 79
2-9-1965	h10	W	73- 62
2-20-1965	a	L	66- 91
12-9-1965	h10	L	65- 76
1-19-1966	h10	W	89- 56
2-26-1966	a	L	61- 67
12-7-1966	a	L	87- 89
1-21-1967	h10	W	79- 53
2-15-1967	a	W	87- 79
12-7-1967	h10	W	86- 78
2-15-1968	a	L	76- 89
12-5-1968	a	L	74- 84
2-13-1969	h10	W	73- 66
12-3-1969	h10	W	92- 80
2-4-1970	a	L	69- 74
12-4-1971	a	W	97- 88
2-3-1971	h10	W	90- 77
2-2-1972	h10	W	82- 78
3-7-1972	a	L	78- 93
1-31-1973	a	L	78- 87
3-6-1973	h10	W	77- 67
1-16-1974	h10	L	66- 75
3-7-1974 (ot)	a	W	97- 95
11-29-1975	a	L	67- 86
3-5-1975	h10	L	73- 77
11-28-1975	h10	W	59- 57
1-6-1976	a	L	63- 69
11-26-1976	a	W	64- 43
1-27-1977	h10	L	51- 60
11-25-1977	h10	W	75- 58
1-11-1978	a	L	64- 68
12-1-1978	h10	W	75- 51
2-13-1979	a	L	55- 56
12-15-1979	a	L	59- 66
2-18-1980	h10	W	40- 38
12-6-1980	h10	L	38- 55
12-30-1980	a	L	51- 65
12-4-1981	a	L	61- 62
12-28-1981	n5	L	42- 53
12-4-1982	n5	L	67- 82
12-2-1983 13/na	n5	L	62- 64
12-11-1984 12/14	n5	L	59- 60
12-7-1985 5/4	n5	W	89- 65
12-3-1986 15/nr	n5	W	72- 66
12-5-1987	n5	W	78- 77
12-17-1988 11/11	n5	L	69- 80
12-16-1989 15/16	n5	W	92- 89
12-19-1990 (3ot) 17/13	n5	W	112-105
12-18-1991 13/13	n5	L	65- 66
12-16-1992 17/16	n5	W	75- 67
12-15-1993 14/14	n5	W	72- 69
12-14-1994 14/13	n5	W	86- 78
12-13-1995 19/20	a	L	70- 94
12-3-1996	h10	W	62- 61
12-23-1997 nr/23	a	L	71- 77
12-13-1998 (ot)	h10	W	84- 79
12-8-1999	a	L	68- 70
12-6-2000	h10	L	70- 75
12-9-2001	a	L	82- 95
11-27-2002 17/18	h10	W	83- 77
1-3-2004 (2ot) 4/4	a	L	80- 83
12-5-2004 4/4	h10	W	87- 49
12-7-2005	a	L	75- 91
12-22-2006	h10	W	78- 69
1-9-2008	a	L	72- 79
1-6-2009	h10	W	67- 62
1-5-2010 20/17	a	L	66- 73
12-7-2010	h10	L	72- 73
12-7-2011	a	W	68- 56
12-4-2012	h15	W	62- 54
11-15-2013	a	W	80- 71
11-14-2014	h15	W	80- 73
12-19-2015	a	L	61- 75
12-20-2016	h15	L	43- 60
12-19-2017	a	L	59- 80
12-22-2018	h15	L	59- 70
11-20-2019	a	L	78- 82

h1-Peachtree Auditorium; h2-Cable Piano Company; h3-Crystal Palace; h4-City Auditorium; h7-Temporary Gym; h8-Naval Armory; h9-Heisman Gym; n1-SIC Tournament (City Auditorium, Atlanta, Ga.); n2-SEC Tournament (City Auditorium, Atlanta, Ga.); n3-SEC Tournament (Louisville, Ky.); n4-Gator Bowl Tournament (Jacksonville, Fla.); n5-The Omni, Atlanta, Ga.

Georgia Medical College (2-0)

Home: 1-0, Away: 1-0, Neutral: 0-0

1-15-1944	h9	W	68- 28
2-6-1944	a	W	68- 45

Georgia Pre-Flight (2-2)

Home: 2-0, Away: 0-2, Neutral: 0-0

1-21-1944	h9	W	34- 18
1-28-1944	a	L	34- 43
1-10-1945	h9	W	41- 36
1-17-1945	a	L	36- 52

Georgia Southern (3-2)

Home: 2-1, Away: 1-0, Neutral: 0-1

12-29-1953	n1	L	80-101
12-1-1958	h10	L	64- 72
2-13-1960 6/8	h10	W	66- 53
2-13-1982	a	W	55- 40
1-28-1998	h10	W	77- 45

Formerly Georgia Teachers College

n1-Gator Bowl Tournament (Jacksonville, Fla.)

Georgia State (17-3)

Home: 16-2, Away: 1-1, Neutral: 0-0

2-17-1970	h10	W	101- 62
3-10-1973	a	L	73- 77
2-2-1974	h10	W	73- 61
12-13-1974	h10	W	80- 74
1-21-1976	h10	L	62- 69
1-10-1977	h10	W	74- 54
12-3-1977	h10	W	82- 55
2-27-1982	h10	W	74- 73
1-19-1983	h10	W	64- 60
2-3-1987	h10	W	98- 74
1-12-1988	h10	W	111- 82
1-10-1989 19/16	h10	W	121- 86
11-24-1989 21/19	h10	W	108- 83
12-14-1991 13/13	h10	W	90- 72
12-12-1992 13/15	h10	W	102- 79
12-4-1993 16/17	h10	W	95- 65
11-16-2006 23/21	h10	W	103- 74
12-5-2007	a	W	72- 67
12-17-2008	h10	W	84- 64
10-28-2017 (exh)	h15	L	58- 65
11-25-2020 (4 ot)	h15	L	120-123

Gonzaga (0-1)

Home: 0-0, Away: 0-0, Neutral: 0-1

12-18-2004 3/3 22/v	n1	L	73- 85

n1-Las Vegas Showdown (Thomas & Mack Center, Las Vegas, Nev.)

Grambling State (1-1)

Home: 0-1, Away: 0-0, Neutral: 1-0

11-24-1999	n1	W	100- 88
12-1-2017	h15	L	63- 64

n1-Great Alaska Shootout (Sullivan Arena, Anchorage, Alaska)

Grayson Athletic Club (1-0)

Home: 1-0, Away: 0-0, Neutral: 0-0

1-27-1932	h4	W	52- 27

Green Bay (1-0)

Home: 1-0, Away: 0-0, Neutral: 0-0

11-19-2015	h15	W	107- 77

Hamline (0-1)

Home: 0-0, Away: 0-0, Neutral: 0-1

12-31-1947	n1	L	35- 52

n1-All-College Tournament (Oklahoma City, Okla.)

Harvard (1-0)

Home: 1-0, Away: 0-0, Neutral: 0-0

12-28-2000	h10	W	90- 59

University of Havana (1-1)

Home: 0-0, Away: 1-1, Neutral: 0-0

12-30-1925 (exh)	a	W	18- 5
1-2-1926 (exh)	a	L	10- 16

Havana Yacht Club (1-1)

Home: 0-0, Away: 1-1, Neutral: 0-0

12-29-1925 (exh)	a	L	28- 29
12-31-1925 (exh/ot)	a	W	31- 25

Hawai'i (3-2)

Home: 2-0, Away: 1-2, Neutral: 0-0

1-25-1969	h10	W	85- 59
2-19-1971	a	L	61- 63
2-20-1971	a	L	62- 91
1-6-1973 (ot)	h10	W	85- 82
12-25-2019	*a	W	70- 53

**Diamond Head Classic*

Hofstra (2-1)

Home: 1-0, Away: 0-0, Neutral: 1-1

12-26-1996	n1	W	58- 47
12-26-1998	n1	L	42- 61
11-20-2003	*h10	W	75- 56

*n1-ECAC Holiday Festival (Madison Square Garden, New York, N.Y.); *Preseason NIT second round*

Houston (3-1)

Home: 1-0, Away: 0-0, Neutral: 2-1

12-28-1988 17/17	n1	W	87- 78
3-19-1992	n2	W	65- 60
3-16-2016	*h15	W	81- 62
12-23-2019	n3	L	59- 70

*n1-Rainbow Classic (Blaisdell Center, Honolulu, Hawai'i); n2-NCAA Midwest Regional first round (Bradley Center, Milwaukee, Wis.); n3-Diamond Head Classic (Stan Sheriff Center, Honolulu, Hawai'i); *Post-season NIT*

Howard (3-0)

Home: 2-0, Away: 1-0, Neutral: 0-0

12-4-1948	a	W	62- 42
1-3-1957	h10	W	95- 54
1-2-1991 24/nr	h10	W	84- 77

Idaho State (3-1)

Home: 0-0, Away: 0-0, Neutral: 3-1

12-28-1954 (ot)	n1	W	72- 69
12-28-1956 20/nr	n2	W	75- 72
12-10-1976	n3	L	72- 88
12-18-2000	n4	W	78- 56

n1-Queen City Tournament (Buffalo, N.Y.); n2-All-College Tournament (Oklahoma City, Okla.); n3-Marshall Invitational (Huntington, W.Va.); n4-Stanford Invitational (Stanford, Calif.)

Illinois (2-7)

Home: 1-1, Away: 0-2, Neutral: 1-4

12-30-1966	n1	L	71- 83
12-28-1967	n2	L	54- 65
3-21-1985 6/6 12/10	n3	W	61- 53
3-1-1986 4/3	h11	L	57- 59
12-29-1988 17/17 4/4	n4	L	75- 80
1-22-1989 (2ot) nr/20	a	L	92-102
11-23-2001 3/2	n5	L	66-105
11-28-2012	a	L	62- 75
12-3-2013	h15	W	67- 64

n1-Bruin Classic (Pauley Pavilion, Los Angeles, Calif.); n2-Chicago Classic, Chicago, Ill.; n3-NCAA East Regional semifinal (Providence [R.I.] Civic Center); n4-Rainbow Classic (Blaisdell Center, Honolulu, Hawaii); n5-Las Vegas Invitational (Valley High School, Las Vegas, Nev.)

Illinois-Chicago (1-2)

Home: 0-2, Away: 1-0, Neutral: 0-0

11-22-2004 3/3	a	W	60- 59
11-25-2005	h10	L	51- 73
12-14-2008	h10	L	60- 66

Indiana (0-2)

Home: 0-0, Away: 0-1, Neutral: 0-1

12-29-1969	n1	L	65- 87
11-27-2007	a1	L	79- 83
3-14-2017	*h15	!	75- 63

*a1-ACC/Big Ten Challenge; n1-Bruin Classic (Pauley Pavilion, Los Angeles, Calif.); *Post-season NIT*

Indiana U. of Pennsylvania (1-0)

Home: 1-0, Away: 0-0, Neutral: 0-0

11-8-2009 (exh/ot)	h10	W	84- 76

IUPUI (0-1)

Home: 0-1, Away: 0-0, Neutral: 0-0

12-29-2001	h10	L	92- 98

176th Infantry (0-2)

Home: 0-1, Away: 0-1, Neutral: 0-0

2-11-1944	h9	L	52- 55
2-18-1944	a	L	42- 64

Iona (2-1)

Home: 0-0, Away: 0-0, Neutral: 2-1

1-4-1983	n1	L	58- 81
2-8-1989 20/20	n2	W	78- 69
12-27-1998	n3	W	72- 65

n1-Brendan Byrne Arena, East Rutherford, N.J.; n2-Madison Square Garden, New York, N.Y.; n3-ECAC Holiday Festival (Madison Square Garden, New York, N.Y.)

Iowa (1-1)

Home: 0-0, Away: 1-1, Neutral: 0-0

11-28-2000	a1	L	67- 85
3-24-2003	a2	W	79- 78

a1-ACC-Big Ten Challenge (Iowa City, Iowa); a2-NIT second round (Iowa City, Iowa)

Iowa State (1-0)

Home: 0-0, Away: 0-0, Neutral: 1-0

3-18-1988	n1	W	90- 78

n1-NCAA East First Round (Hartford [Conn.] Civic Center)

Islay Dairy (1-0)

Home: 0-0, Away: 1-0, Neutral: 0-0

12-24-1926	a	W	29- 24

Jackson State (2-0)

Home: 2-0, Away: 0-0, Neutral: 0-0

12-1-1987	h10	W	79- 71
11-13-2006 23/21	h10	W	100- 70

Jacksonville (5-5)

Home: 3-2, Away: 1-2, Neutral: 1-1

2-6-1967	a	W	81- 71
1-8-1968	a	L	53- 63
2-12-1968	h10	W	97- 77
1-6-1969	h10	L	62- 71
2-8-1969	a	L	67- 73
2-26-1970 6/6	h10	L	81- 86
12-27-1980	n1	L	41- 64
12-21-1985 7/7	n1	W	72- 53
12-22-2005	h10	W	92- 67
11-28-2008	h10	W	79- 76

n1-Gator Bowl Tournament (Jacksonville, Fla.)

Jacksonville YMCA (1-0)

Home: 0-0, Away: 1-0, Neutral: 0-0

12-31-1923	a	W	32- 31

James Madison (2-0)

Home: 2-0, Away: 0-0, Neutral: 0-0

11-20-1991 23/24	*h10	W	93- 69
12-15-2004 3/3	h10	W	72- 47

**Preseason NIT first round*

Kansas (1-5)

Home: 0-2, Away: 0-2, Neutral: 1-1

1-12-1971	h10	L	71- 84
2-7-1972	a	L	65- 93
11-27-1999 10/11	n1	L	70- 84
3-28-2004 (ot) 14/15 16/14	n2	W	79- 71
1-1-2005 (ot) 9/9 2/2	a	L	68- 70
12-18-2007 3/3	h10	L	66- 71

n1-Great Alaska Shootout (Sullivan Arena, Anchorage, Alaska); n2-NCAA St. Louis Regional final (Edward Jones Dome, St. Louis, Mo.)

SERIES HISTORY VS. ALL OPPONENTS

Kennesaw State (4-1)

Home: 4-0, Away: 0-1, Neutral: 0-0

11-6-2004 (exh)		h10	W	80- 60
12-22-2009	v/22	h10	W	80- 55
11-15-2010		a	L	63- 80
12-16-2013		h15	W	74- 57
12-28-2018		h15	W	87- 57

Kentucky State (1-0)

Home: 1-0, Away: 0-0, Neutral: 0-0

1-30-2010	22/22	h10	W	98- 50

Kentucky (16-57)

Home: 10-19, Away: 4-31, Neutral: 2-7

2-23-1924		a1	L	27- 33
2-6-1925		h7	L	16- 18
1-16-1926		a2	L	24- 25
1-22-1927		h7	W	48- 16
2-11-1928		a2	W	35- 31
1-16-1929		h7	W	33- 19
2-8-1930		a2	L	19- 39
2-7-1931		a2	L	34- 38
2-17-1931		h7	L	16- 35
2-11-1933		a2	L	22- 45
2-10-1934		a2	L	25- 49
2-9-1935		a2	L	30- 57
3-2-1937		n1	L	30- 40
2-19-1940		h9	W	44- 39
1-20-1941		h9	L	37- 47
2-17-1941		a2	L	41- 60
1-20-1942		h9	L	53- 63
2-16-1942		a2	L	51- 57
1-19-1943		h9	L	36- 38
2-15-1943		a2	L	31- 58
1-22-1945		h9	L	58- 64
2-3-1945		a2	L	32- 51
1-21-1946		a2	L	43- 68
1-28-1946		h9	L	26- 54
1-20-1947		h9	L	47- 70
2-22-1947		a2	L	46- 83
3-1-1947		n2	L	53- 75
1-19-1948		h9	L	56- 71
2-21-1948		a2	L	54- 78
3-6-1948		n2	L	43- 54
1-17-1949		h9	L	45- 56
2-19-1949		a2	L	32- 78
1-16-1950	2/na	h9	L	47- 61
2-18-1950	5/na	a2	L	62- 97
1-22-1951	2/2	h9	L	61- 82
2-9-1951	1/1	a3	L	42- 75
3-2-1951	1/1	n2	L	56- 82
1-21-1952	3/3	h9	L	51- 96
2-9-1952	1/1	a3	L	42- 93
2-28-1952	1/1	n2	L	59- 80
1-9-1954	1/1	a3	L	53-105
2-2-1954	1/1	n3	L	48- 99
1-8-1955	1/1	a3	W	59- 58
1-31-1955	1/1	h9	W	65- 59
1-7-1956	6/6	a3	L	51-104
1-30-1956	3/4	h9	L	62- 84
1-5-1957	3/3	a3	L	72- 95
1-28-1957	5/3	h10	L	65- 76
1-4-1958	10/15	a3	L	60- 76
1-27-1958	9/12	h10	W	71- 52
1-3-1959	1/1	a3	L	62- 72
1-26-1959	1/1	h10	L	70- 94
1-2-1960	10/17	13/14	a3	W 62- 54
1-25-1960	6/6	16/15	h10	W 65- 44
1-7-1961		a3	L	79- 89
1-30-1961		h10	W	62- 60
1-6-1962	3/5	a3	L	70- 89
1-29-1962	2/3	h10	L	62- 71
1-5-1963 (2ot)	nr/13	6/7	a3	W 86- 85
1-28-1963	6/6		h10	W 66- 62
1-4-1964		1/1	h10	W 76- 67
1-25-1964	5/4		a3	L 62- 79
12-19-1975	20/nr		a3	L 64- 66
12-21-1991	13/13	8/9	n4	W 81- 80
12-5-1992	13/15	5/5	a	L 87- 96
12-9-1995	16/15	5/5	a	L 60- 83
12-21-1996	3/3	*h12	L	59- 88
12-13-1997	24/23	4/5	a	L 71- 85
12-19-1998	3/4	*h12	L	39- 80
1-5-2000	24/24		n3	L 71- 80
12-9-2000		*h13	W	86- 84
12-14-2019	8/9		a	L 53- 67
12-6-2020	20/20		n5	W 79- 62

*a-Rupp Arena; a1-Buell Armory; a2-Alumni Gym; a3-Memorial Coliseum; a4-Freedom Hall, Louisville, Ky.; n1-SEC Tournament (Knoxville, Tenn.); n2-SEC Tournament (Louisville, Ky.); n3-Freedon Hall, Louisville, Ky.; n4-Kuppenheimer Classic (The Omni, Atlanta, Ga.); *h12-Delta Classic (Georgia Dome, Atlanta, Ga.); *h13-Delta Classic (Philips Arena, Atlanta, Ga.)*

Knights of Columbus (0-1)

Home: 0-0, Away: 0-1, Neutral: 0-0

12-30-1930		a	L	24- 29

Lafayette (3-0)

Home: 3-0, Away: 0-0, Neutral: 0-0

12-10-1994	17/15	h10	W	112- 84
1-2-2000		h10	W	75- 64
12-28-2004	9/9	h10	W	92- 58

LaGrange YMCA (1-0)

Home: 0-0, Away: 1-0, Neutral: 0-0

12-23-1928		a	W	33- 31

Lamar (1-0)

Home: 1-0, Away: 0-0, Neutral: 0-0

11-9-2018		h15	W	88- 69

LaSalle (1-1)

Home: 0-0, Away: 0-1, Neutral: 1-0

12-22-1948		a	L	59- 67
3-20-1971		n1	W	70- 67

n1-NIT first round (Madison Square Garden, New York, N.Y.)

LeMoyne (2-0)

Home: 2-0, Away: 0-0, Neutral: 0-0

11-14-2004 (exh)		h10	W	103- 66
11-7-2008 (exh)		h10	W	85- 54

Lithuanian National Team (1-0)

Home: 1-0, Away: 0-0, Neutral: 0-0

11-22-1993 (exh)		h10	W	88- 68

Long Island (0-1)

Home: 0-0, Away: 0-0, Neutral: 0-1

2-20-1948		n1	L	60- 74

n1-Madison Square Garden, New York, N.Y.

Loraine Lions Club (1-0)

Home: 0-0, Away: 1-0, Neutral: 0-0

12-25-1926		a	W	26- 25

Louisiana-Lafayette (1-0)

Home: 1-0, Away: 0-0, Neutral: 0-0

11-18-2003		*h10	W	79- 45

**Preseason NIT first round*

Louisiana State (14-21)

Home: 7-5, Away: 6-11, Neutral: 1-5

2-10-1927		a	L	27- 29
2-26-1932		n1	L	33- 36
2-14-1938		a	L	35- 47
2-9-1939		h9	W	37- 35
2/2-1940		a	W	34- 33
2-10-1941		a	L	41- 43
2-6-1942		a	L	41- 54
2-5-1943		h9	W	45- 44
1-10-1948		a	W	52- 40
1-26-1948		h	L	46- 54
1-8-1949		a	L	59- 65
2-7-1949		h9	L	63- 72
3-3-1949		n2	L	53- 55
1-6-1950		a	L	52- 63
2-6-1950		h9	W	85- 58
1-5-1951		a	L	49- 68
2-4-1952		h9	L	51- 73
2-21-1953		a	L	52- 76
2-13-1954	17/12	h9	L	54- 89
2-12-1955 (ot)		a	W	79- 72
2-13-1956		h9	W	97- 74
2-11-1957		a	W	87- 60
2-10-1958	19/nr	a	W	88- 61
2-9-1959		a	W	64- 63
2-8-1960	6/6	h10	W	76- 56
2-11-1961		a	L	50- 63
2-10-1962		h10	L	51- 52
2-9-1963	6/6	a	L	54- 56
2-7-1964		h10	W	51- 49
3-20-1986	6/6	n3	L	64- 70
12-14-1986	15/nr	a	L	49- 52
3-13-1987		n4	L	79- 85
12-16-1987		h11	W	87- 70
3-17-1990	9/7	19/nr	n5	W 94- 91
11-20-2011		n6	L	50- 59

n1-SEC Tournament (City Auditorium, Atlanta, Ga.); n2-SEC Tournament (Louisville, Ky.); n3-NCAA Southeast Regional semifinal (The Omni, Atlanta, Ga.); n4-NCAA Midwest Regional first round (Rosemont Horizon, Chicago, Ill.); n5-NCAA Southeast Regional second round (Thompson-Boling Arena, Knoxville, Tenn.); n6-Charleston Classic (TD Arena, Charleston, S.C.)

Louisville (14-23)

Home: 8-7, Away: 4-13, Neutral: 2-3

All Home Games: 8-7
At McCamish Pavilion: 1-4
At Alexander Memorial Coliseum: 4-2
In Atlanta: 8-6
All Road Games: 4-13
At KFC Yum! Center: 0-4
At Freedom Hall: 3-8
At Louisville Convention Center: 1-1
As ACC members: 1-8
In the ACC Tournament: 0-0
As Metro Conference members: 2-2
All Neutral Games: 2-3
Under Roy McArthur: 0-1
Under Whack Hyder: 3-6
Under Dwane Morrison: 2-2
Under Bobby Cremins: 8-5
Under Paul Hewitt: 0-1
Under Brian Gregory: 0-3
Under Josh Pastner: 1-5
Vs. Chris Mack: 1-3
Vs. David Padgett: 0-1
Vs. Rick Pitino: 0-5 at Louisville (1-8 overall)
Vs. Denny Crum: 10-7
Longest Winning Streak: 4 games (1990-92)
Longest Losing Streak: 9 games (2014-20)
Most Points Scored: 94 on 2-10-1990 and 12-20-1997
Fewest Points Scored: 48 on 12-27-1965
Most Points Allowed: 91 on 2-25-1977
Fewest Points Allowed: 50 on 2-17-1962
Largest Margin of Victory: 13 on 2-24-1991
Largest Margin of Defeat: 28 on 1-19-2019

• Of the four most recent newcomers of the expanded ACC, Tech has the longest history with Louisville, meeting 28 times prior to the Cardinals joining the conference.

• Louisville won the first seven games between the two teams as ACC brethren before Tech broke through with a 64-58 home win over the Cardinals in the second meeting of the 2019-20 season. It snapped a nine-game losing skid in the series that dated back to 1999.

• The Cardinals won the teams' only 2020-21 game, 74-58 at the KFC Yum! Center, and has won 10 of the last 11 meetings.

• Tech went 3-6 against the Cardinals with Whack Hyder as its head coach, all of those games between 1958 and 1965.

• After a 12-year hiatus, Tech was 2-2 vs. Louisville when both teams were members of the Metro Conference in the late 1970s. Dwane Morrison was the Yellow Jackets' head coach for all those games, and Denny Crum was on the Cardinals' bench.

• After another long break, the teams met 13 times between 1988 and 1999, with Bobby Cremins and Crum on the opposing benches in all those games. The Yellow Jackets went 8-5 against the Cardinals during this time. Three of the meetings took place at Alexander Memorial Coliseum, and six at Freedom Hall.

• The other four were played at the Georgia Dome. Tech won three of those, including the first-ever college basketball game played in the facility, and before the largest crowd ever to witness a college game in the state of Georgia at the time (28,885). That game will be forever remembered in Tech lore after James Forrest launched a half-court heave on an inbounds play that dropped through the net at the buzzer for an 87-85 Yellow Jacket victory,

• The teams have met seven times when both were ranked among the nation's top 25 teams, and Tech has won four of those meetings.

• Tech coach Josh Pastner went 2-2 against Louisville during his seven-year stint as the head coach at Memphis and is now 3-7 against the Cardinals. The Jackets are 1-3 against Chris Mack-coached Cardinal teams.

All-Time Series Results

12-18-1950		a	L	57- 79
12-6-1958		a	L	57- 71
12-5-1959		h10	W	68- 56
12-12-1960		a1	L	65- 74
2-17-1962		h10	W	59- 50
2-16-1963	10/9	h10	L	73- 78
1-18-1964		a2	L	59- 68
12-29-1964		n1	L	71- 77
1-16-1965		a2	W	66- 63
12-27-1965		n2	L	48- 54
2-25-1977	10/10	a	L	80- 91
3-4-1977	10/9	n3	W	56- 55
1-14-1978	9/8	a	L	84- 90
2-14-1978		h10	W	69- 59
1-6-1988		a	W	62- 61
1-15-1989	19/16	9/9	h10	L 65- 67
2-10-1990	16/15	15/14	a	W 94- 84
2-24-1991		h10	W	82- 69
1-25-1992	18/17	20/21	a	W 73- 65
12-19-1992	17/16	21/22	*h12	W 87- 85
1-15-1994	17/18	15/15	a	L 68- 88
12-17-1994	14/13		*h12	L 72- 77
12-16-1995	19/20	20/19	*h12	W 88- 77
1-11-1997	14/16		a	L 56- 60
11-29-1997	19/19		n5	W 73- 69
12-20-1997			*h12	W 94- 86
2-14-1999			a	L 58- 78
3-20-2005	25/25	4/4	n6	L 54- 76
2-23-2015	17/15		h15	L 51- 52
1-23-2016	17/16		h15	L 71- 75
3-1-2016	11/x		a	L 53- 56
1-7-2017	9/9		h15	L 50- 65
2-8-2018			a	L 54- 77
1-19-2019			h15	L 51- 79
1-22-2020	6/5		a	L 64- 68
2-12-2020	5/5		h15	W 64- 58
2-1-2021			a	L 58- 74

**h12-Holiday Classic (Georgia Dome, Atlanta, Ga.); a1-Bluegrass Invitational (Freedom Hall, Louisville, Ky.); a2-Louisville Convention Center; n1-Sugar Bowl Tournament (New Orleans, La.); n2-Hurricane Classic (Miami, Fla.); n3-Metro Tournament (Mid-South Coliseum, Memphis, Tenn.); n5-Puerto Rico Shootout (Eugenio Guerra Sports Complex, Bayamon, P.R.); n6-NCAA Tournament second round (Gaylord Entertainment Center, Nashville, Tenn.)*

Loyola Chicago (0-2)

Home: 0-0, Away: 0-1, Neutral: 0-1

12-30-1967		a	L	71- 96
3-19-2021	17/16	n1	L	60- 71

n1-NCAA Midwest Regional first round (Hinkle Fieldhouse, Indianapolis, Ind.)

Loyola Marymount (1-0)

Home: 0-0, Away: 0-0, Neutral: 1-0

12-22-1990		n1	W	135- 94

n1-Kuppenheimer Classic (The Omni, Atlanta, Ga.)

Macon YMCA (3-1)

Home: 1-0, Away: 2-1, Neutral: 0-0

1-17-1920		h4	W	28- 23
2-14-1920		a	L	4- 64
1-21-1922		a	W	29- 14
12-29-1923		a	W	31- 28

Maine (1-0)

Home: 1-0, Away: 0-0, Neutral: 0-0

1-4-1971		h10	W	99- 52

Manhattan (1-1)

Home: 1-0, Away: 0-1, Neutral: 0-0

1-1-1931 (ot)		a	L	26- 32
11-15-1995		*h12	W	87- 67

**h11-Preseason NIT first round (Georgia Dome, Atlanta, Ga.)*

Marathon Oil (2-2)

Home: 2-2, Away: 0-0, Neutral: 0-0

11-21-1983 (exh)		h10	W	91- 88
11-17-1984 (exh-ot)		h10	W	104- 89
11-2-1995 (exh-ot)		h11	L	88- 91
11-5-1996 (exh)		h10	L	62- 91

Marist (4-0)

Home: 2-0, Away: 0-0, Neutral: 2-0

3-13-1986	6/6	n1	W	68- 53
1-2-1990	12/12	h10	W	86- 77
12-7-2002		n2	W	67- 53
12-23-2003	4/4	h10	W	90- 40

n1-NCAA Southeast Regional first round (Assembly Center, Baton Rouge, La.); n2-Madison Square Garden, New York, N.Y.

SERIES HISTORY VS. ALL OPPONENTS

Marquette (3-4)

Home: 1-1, Away: 1-1, Neutral: 1-2

1-13-1926	h10	W	23- 19
12-27-1956	n1	L	78-102
12-27-1957	n2	W	67- 58
12-27-1963	a1	W	84- 83
1-26-1976	3/2	L	44- 55
1-3-1977	12/14	L	45- 63
11-27-2014	n3	L	70- 72

a1-Milwaukee Classic (Milwaukee, Wis.); n1-All-College Tournament (Oklahoma City, Okla.); n2-Motor City Classic (Detroit, Mich.); n3-Orlando Classic (Lake Buena Vista, Fla.)

Maryland (36-40)

Home: 20-11, Away: 11-25, Neutral: 5-4

12-29-1972	2/4	a	L 55- 90
12-27-1974	5/7	a	L 67-103
12-10-1975	2/3	a	L 65- 93
12-29-1977	14/14	a	L 63- 65
12-19-1979		a	L 60- 70
1-3-1980		h10	L 74- 83
2-28-1980	7/7	n1	L 49- 51
12-23-1980	9/9	h10	L 55- 66
1-31-1981	14/13	a	L 64- 72
12-23-1981		a	W 45- 43
1-30-1982		h10	W 64- 63
2-5-1983		a	L 68- 77
2-23-1983		h10	W 70- 60
3-11-1983		n2	W 64- 58
2-4-1984 (2ot)	18/nr	10/9	h10 W 71- 70
2-23-1984		a	L 74- 79
12-28-1984	10/13	nr/20	n3 W 70- 69
2-2-1985	8/9	17/17	a W 72- 60
2-19-1985	8/9	nr/29	h10 W 48- 43
1-11-1986	5/5		h10 W 68- 67
2-22-1986	5/5		a W 77- 70
3-8-1986	6/6		n1 W 64- 62
2-1-1987			h10 W 76- 72
2-10-1987			a W 78- 74
2-8-1988			a W 96- 83
2-17-1988			h10 W 104- 82
3-11-1988	18/18		n1 L 67- 84
2-4-1989			h10 W 87- 74
2-14-1989			a W 67- 66
2-3-1990	17/15		a W 90- 84
2-13-1990	13/11		h10 W 80- 78
2-1-1991	23/22		h10 W 80- 65
2-13-1991			a L 93- 96
1-5-1992	15/11		h10 W 92- 67
2-9-1992	20/18		a W 67- 65
1-5-1993	10/11		a W 85- 75
2-6-1993	22/22		h10 W 93- 79
1-4-1994	12/13		h10 L 88- 91
2-5-1994	21/21		a W 83- 71
1-4-1995	24/20	7/11	a L 67- 80
2-4-1995	21/20	5/8	h10 W 100- 91
1-3-1996			h10 W 98- 84
2-3-1996	25/nr		a L 74- 88
3-9-1996	18/18		n1 W 84- 79
12-12-1996			a L 63- 77
2-19-1997	14/13		h10 L 68- 76
1-21-1998			h10 L 67- 70
2-21-1998			a L 69- 81
3-6-1998	21/24		n1 L 65- 83
1-19-1999	4/4		a L 62- 77
2-21-1999	5/5		h10 L 60- 91
1-15-2000	18/16		h10 W 69- 68
2-16-2000	22/22		a L 70- 92
1-6-2001	17/17		a L 80- 93
2-6-2001	13/13		h10 W 72- 62
1-13-2002	4/4		h10 L 87- 92
2-13-2002	3/3		a L 65- 85
12-29-2002	23/22		a L 77- 84
2-9-2003	8/8		h10 W 90- 84
1-17-2004	12/14		h10 W 81- 71
2-19-2004	18/16		a W 75- 64
1-30-2005	22/21		a L 71- 79
1-25-2006	18/19		h10 L 74- 86
2-18-2006 (ot)			a L 84- 87
3-9-2006			n1 L 62- 84
1-24-2007			a L 65- 80
2-2-2008			h10 L 86- 88
1-10-2009			a L 61- 68
2-8-2009			h10 L 56- 57
2-20-2010			a L 74- 76
3-12-2010	19/19		n1 W 69- 64
1-30-2011			h10 L 63- 74
1-15-2012			a L 50- 61
2-25-2012			h12 W 63- 61
2-27-2013			h14 W 78- 68
1-4-2014			a L 61- 77

n1-ACC Tournament (Greensboro [N.C.] Coliseum); n2-ACC Tournament (The Omni, Atlanta, Ga.); n3-Rainbow Classic (Blaisdell Arena, Honolulu, Hawaii); h10-The Omni, Atlanta, Ga.

Maryland-Eastern Shore (2-0)

Home: 2-0, Away: 0-0, Neutral: 0-0

2-20-1984	h10	W	70- 61
1-3-1985	8/7	h10	W 93- 40

Massachusetts (0-1)

Home: 0-0, Away: 0-0, Neutral: 0-1

12-22-1995	21/18	2/2	n1 L 67- 75

n1-Jimmy V Classic (Brendan Byrne Arena, East Rutherford, N.J.)

Mayport Naval Base (2-0)

Home: 1-0, Away: 1-0, Neutral: 0-0

1-26-1944	h9	W	58- 44
2-21-1944	a	W	57- 53

Memphis (4-3)

Home: 2-1, Away: 1-1, Neutral: 1-1

1-17-1977	18/nr	h10	W 89- 82
1-24-1978		h10	L 62- 65
2-18-1978		a	L 59- 61
1-16-1979 (2ot)		a	W 89- 84
2-22-1979		h10	W 79- 63
3-27-1992 (ot)		n1	L 79- 83
11-21-2006	19/19	12/11	n2 W 92- 85

Formerly Memphis State

n1-NCAA Midwest Regional semifinal (Kemper Arena, Kansas City, Mo.); n2-EA Sports Maui Invitational (Lahaina Civic Center, Lahaina, Maui, Hawaii)

Mercer (28-18)

Home: 17-9, Away: 10-7, Neutral: 1-2

1-8-1909	h2	W	28- 7
1-15-1909	a	L	13- 26
2-21-1913	h3	L	25- 31
2-25-1913	a	W	23- 19
2-7-1914	a	W	30- 20
2-13-1914	h3	W	31- 22
1-16-1920	h5	W	30- 26
2-13-1920	a	W	21- 16
1-8-1921	h4	L	19- 20
1-29-1921	a	L	18- 41
1-7-1922	a	L	26- 28
1-20-1922	h4	W	44- 35
2-26-1922	n1	L	14- 29
1-6-1923	a	L	20- 30
1-20-1923	h4	W	33- 32
3-2-1923	n1	L	26- 30
1-18-1924	h4	L	26- 30
1-19-1924	a	L	20- 36
1-16-1925	h7	L	18- 23
2-13-1925	a	L	21- 28
1-23-1932	a	L	39- 40
2-13-1932	h4	L	33- 42
1-21-1933	h4	W	47- 18
2-20-1935	a	W	42- 28
1-8-1936	a	W	59- 42
1-15-1936	h8	W	46- 20
1-9-1937	h8	W	53- 36
1-17-1938	a	W	46- 37
1-19-1938	h8	W	53- 23
1-11-1939	h9	L	28- 30
1-8-1944	h9	W	48- 31
2-5-1944	a	W	67- 34
1-30-1967	h10	W	91- 57
1-18-1969	a	W	67- 59
1-28-1974	h10	L	85-102
1-4-1975	a	W	70- 68
1-31-1975	h10	W	91- 80
3-15-1985	6/6	n1	W 65- 58
12-28-1991	13/13	h10	W 97- 67
12-11-1993	17/17	h10	W 86- 69
11-19-1999		h10	W 91- 79
11-22-2008 (ot)		a	W 82- 76
11-27-2009	v/25	h10	W 85- 74
12-31-2010		h10	W 87- 78
12-22-2011		h13	L 59- 66
11-27-2020		h15	L 73- 83

n1-NCAA East Regional first round (The Omni, Atlanta, Ga.)

Mexico City YMCA (1-0)

Home: 1-0, Away: 0-0, Neutral: 0-0

2-9-1933	h4	W	41- 21

Miami (12-14)

Home: 6-6, Away: 5-7, Neutral: 1-1

All Home Games: 6-6
At McCamish Pavilion: 2-3
At Alexander Memorial Coliseum: 4-2
At Philips Arena: 0-2
In Atlanta: 6-7
All Road Games: 5-7
At Watsco Center: 4-6
As ACC members: 10-13
In the ACC Tournament: 1-1
All Neutral Games: 1-1
Under Whack Hyder: 1-1
Under Bobby Cremins: 1-0
Under Paul Hewitt: 4-6
Under Brian Gregory: 2-5
Under Josh Pastner: 4-2
Vs. Jim Larranaga: 7-7 (6-7 at Miami)
Longest Winning Streak: 4 games (1967-2005)
Longest Losing Streak: 4 games (2006-08)
Most Points Scored: 90 on 2-27-1967
Fewest Points Scored: 36 on 3-8-2012
Most Points Allowed: 90 on 12-3-2006
Fewest Points Allowed: 54 on 3-8-2012, 1-3-2018
Largest Margin of Victory: 27 on 2-20-2021
Largest Margin of Defeat: 22 on 1-3-1953

• Georgia Tech has won four of the last five meetings with Miami to close the gap in the all-time series to 14-12 in favor of the Hurricanes.
• Tech won the first two meetings against Miami after they became members of the ACC, but Hurricanes won nine of the next 11 before the Yellow Jackets captured six of the last 10.
• Miami has 13-10 edge against the Yellow Jackets since it joined the ACC.
• Tech won both meetings between the two teams in 2020-21, including the only regular-season meeting between the two teams in 2020-21, an 87-60 victory at the Watsco Center on Feb. 20 which is the Yellow Jackets' biggest ACC road win in terms of margin over victory. Tech captured a 70-66 win in the ACC Tournament.
• Tech has won three of its last five games against Miami in Coral Gables, including a 71-69 victory over 6th-ranked Miami on March 6, 2013. It was Tech's first win at the Watsco Center since Feb. 26, 2005. The Jackets also captured a 70-50 win against No. 23 Miami on Jan. 28, 2015.
• Miami had won five straight meetings in Atlanta and was 3-0 at McCamish Pavilion before Tech won the last two. Miami defeated the Jackets twice at Philips Arena in the 2011-12 season, one during the regular season and the other in the opening round of the ACC Tournament.
• Miami was the opponent for Tech in its last game at Alexander Memorial Coliseum, a game the Yellow Jackets won 66-57 to close out the 2010-11 regular season. Tech won four of six games against the Hurricanes in the building.
• Sixteen of the 26 meetings have been decided by 10 points or less.
• Tech is 6-7 against Miami teams coached by Jim Larranaga, and 7-7 against Larranaga, including a 70-62 win over his George Mason team on Nov. 20, 2009 in San Juan, Puerto Rico.
• Tech coach Josh Pastner is 6-2 against Miami, including a pair of victories during his term as head coach at Memphis.
• The last meeting between the two schools prior to Miami's joining the ACC occurred in December of 1997 as part of the Orange Bowl Classic doubleheader at Miami Arena, the Hurricanes' home court until the team moved into the on-campus Convocation Center. The Yellow Jackets, led that year by senior forward Matt Harpring, won that game, 69-61, over a Hurricanes' team coached by Leonard Hamilton.
• Tech played Miami twice under former head coach Whack Hyder, losing the first-ever meeting in the series by 22 points in 1953, then taking a six-point homecourt victory in 1967. That was the only pre-ACC visit by the Hurricanes to Alexander Memorial Coliseum, and the 90-84 Tech win has been the highest scoring game in the short series.

All-Time Series Results

1-3-1953	a	L	60- 82
2-27-1967	h10	W	90- 84
12-27-1997	a1	W	69- 61
1-6-2005	9/10	h10	W 80- 69
2-26-2005	a	W	76- 72
2-4-2006	h10	L	53- 70
12-3-2006	21/23	a	L 82- 90
1-12-2008	25/v	a	L 68- 78
2-17-2008	h10	L	63- 64
3-4-2009	h10	W	78- 68
2-10-2010	20/20	a	L 62- 64
2-3-2011	a	L	57- 59
3-6-2011	h10	W	66- 57
1-24-2012	h13	L	49- 64
3-8-2012	n1	L	36- 54
1-5-2013	h15	L	49- 62
3-6-2013	6/7	a	W 71- 69
1-18-2014	h15	L	42- 56
1-28-2015	23/23	a	W 70- 50
2-7-2016	17/15	h15	L 68- 75
2-15-2017	a	L	61- 70
1-3-2018	15/16	h15	W 64- 54
2-23-2019	a	L	65- 80
2-29-2020	h15	W	63- 57
2-20-2021	a	W	87- 60
3-11-2021	n2	W	70- 66

a1-Orange Bowl Classic (Miami Arena); n1-ACC Tournament, Philips Arena, Atlanta, Ga.; n2-ACC Tournament, Greensboro (N.C.) Coliseum

Michigan (4-3)

Home: 1-1, Away: 0-0, Neutral: 3-2

12-28-1966	n1	W	101- 70
3-24-1971	n2	W	78- 70
11-30-1985	2/2	3/3	n3 L 44- 49
11-26-1993	13/15	5/5	n3 L 70- 80
11-24-1995	25/20	17/16	n4 W 77- 61
12-1-1999		*h13	L 77- 80
11-30-2004	4/4	*h10	W 99- 68

**ACC-Big Ten Challenge; n1-Bruin Classic (Pauley Pavilion, Los Angeles, Calif.); n2-NIT quarterfinals (Madison Square Garden, New York, N.Y.); n3-Hall of Fame-Tipoff Classic (Springfield [Mass.] Civic Center); n4-Preseason NIT third place game (Madison Square Garden, New York, N.Y.)*

Michigan State (2-2)

Home: 0-0, Away: 1-2, Neutral: 1-0

1-4-1947	a	L	52- 62
12-22-1949	a	W	68- 60
3-23-1990 (ot)	9/7	4/4	n1 W 81- 80
11-30-2005	a1	L	86- 88

a1-ACC-Big Ten Challenge; n1-NCAA Southeast Regional semifinal (Louisiana Superdome, New Orleans, La.)

Minnesota (1-2)

Home: 0-0, Away: 0-2, Neutral: 1-0

12-30-1978	a1	L	56- 57
3-25-1990	9/7	20/nr	n2 W 93- 91
12-4-2002	20/17	a2	L 63- 64

a1-Pillsbury Holiday Classic (Minneapolis, Minn.); n2-NCAA Southeast Regional final (Louisiana Superdome, New Orleans, La.); a2-ACC-Big Ten Challenge (Minneapolis, Minn.)

Mississippi (11-9)

Home: 6-3, Away: 4-3, Neutral: 1-3

2-27-1926	n1	L	24- 36
3-7-1938	n2	W	58- 47
3-3-1939	n3	L	38- 42
1-20-1940	h9	W	50- 39
1-14-1941	h9	W	60- 47
1-27-1951	a	W	73- 59
1-14-1952	h9	L	64- 94
2-7-1953	a	L	63- 78
1-16-1954	h9	L	71- 80
1-15-1955	a	L	66- 81
1-16-1956	h9	W	79- 58
1-14-1957	a	W	82- 78
1-13-1958	h10	W	76- 67
1-12-1959	a	W	89- 70
1-11-1960	6/8	h10	W 91- 66
1-14-1961	a	L	67- 69
1-13-1962	h10	L	55- 60
1-12-1963 (ot)	a	W	73- 71
1-11-1964	h10	W	69- 54
11-29-2013	n4	L	67- 77
3-21-3017	*a	!	74- 66

*n1-SIC Tournament (City Auditorium, Atlanta, Ga.); n2-SEC Tournament (Baton Rouge, La.); n3-SEC Tournament (Knoxville, Tenn.); n4-Barclays Center Classic (Barclays Center, Brooklyn, N.Y.); *Post-season NIT*

Mississippi State (16-13)

Home: 6-5, Away: 5-6, Neutral: 5-2

2-24-1922	n1	W	34- 30
2-19-1923	a	L	31- 45
3-1-1923	n1	L	17- 25
2-2-1924	h4	L	36- 40
2-16-1924	a	L	28- 53
2-6-1926	h7	L	20- 31
2-25-1927	n1	W	40- 24
3-1-1937	n2	W	43- 30
2-26-1943	n2	L	41- 48
3-2-1945	n3	W	60- 43
2-28-1947	n3	W	65- 52

SERIES HISTORY VS. ALL OPPONENTS

1-26-1951	a	W	55- 46
1-30-1952	h9	W	66- 64
2-9-1953	a	L	62- 66
1-14-1954	h9	L	74- 75
1-17-1955	a	W	90- 71
1-14-1956	h9	W	87- 59
1-12-1957	a	W	80- 77
1-11-1958	h10	W	78- 61
1-10-1959	a	L	67- 75
1-9-1960	6/8	h10	W 82- 60
1-16-1961 (ot)	a	L	61- 62
1-15-1962	h10	L	56- 57
1-14-1963	a	L	69- 81
1-13-1964	h10	W	59- 45
12-9-1964	a	W	83- 65
1-25-1965	h10	W	75- 73
12-18-1973	h10	L	77- 85
12-19-1975	a	W	64- 61

n1-SIAA Tournament (City Auditorium, Atlanta, Ga.); n2-SEC Tournament (Knoxville, Tenn.); n3-SEC Tournament (Louisville, Ky.)

Mississippi Valley State (1-0)

Home: 1-0, Away: 0-0, Neutral: 0-0

11-26-2013	h15	W	76- 59

Missouri (1-0)

Home: 1-0, Away: 0-0, Neutral: 0-0

12-21-1961	h10	W	58- 57

Monmouth (1-0)

Home: 1-0, Away: 0-0, Neutral: 0-0

1-17-1985	17/15	h10	W 96- 66

Morehead State (2-0)

Home: 1-0, Away: 0-0, Neutral: 1-0

12-27-1989	14/13	n1	W 98- 76
12-18-1999		h10	W 81- 75

n1-Kuppenheimer Classic (The Omni, Atlanta, Ga.)

Morehouse (2-0)

Home: 2-0, Away: 0-0, Neutral: 0-0

11-4-06 (exh)	23/21	h10	W 96- 52
1-28-2020		h15	W 82- 54

Morgan State (3-0)

Home: 3-0, Away: 0-0, Neutral: 0-0

11-27-1990	14/14	h10	W 87- 65
11-26-96		h10	W 74- 58
12-23-2000		h10	W 94- 58

Mount St. Mary's (2-1)

Home: 2-1, Away: 0-0, Neutral: 0-0

12-20-1993	14/15	h10	W 79- 62
12-18-1995	21/18	h11	L 69- 71
12-30-1998		h10	W 80- 74

Murray State (1-1)

Home: 1-0, Away: 0-1, Neutral: 0-0

1-25-1954	a	L	66- 77
12-4-1956	h10	W	67- 64

Navy (2-2)

Home: 1-1, Away: 0-0, Neutral: 1-1

12-30-1960	n1	L	60- 63
1-2-1962 (ot)	h10	L	62- 64
12-31-1963	h10	W	88- 73
12-28-1985	7/6	n2	W 82- 64

n1-Gator Bowl Tournament (Jacksonville, Fla.); n2-Cotton States Classic (The Omni, Atlanta, Ga.)

Nebraska (3-0)

Home: 1-0, Away: 1-0, Neutral: 1-0

12-28-1983	n1	W	66- 49
12-4-2019	h15	W	73- 56
12-9-2020	a	W	75- 64

n1-Cotton States Classic (The Omni, Atlanta, Ga.)

Nevada (1-0)

Home: 0-0, Away: 0-0, Neutral: 1-0

3-26-2004	14/15	n1	W 72- 67

n1-NCAA St. Louis Regional semifinal (Edward Jones Dome, St. Louis, Mo.)

Nevada-Las Vegas (0-2)

Home: 0-0, Away: 0-0, Neutral: 0-2

3-31-1990	9/7 2/2	n1	L 81- 90
3-16-2007	19/18	n2	L 63- 67

n1-NCAA Final Four, national semifinal (McNichols Arena, Denver, Colo.); n2-NCAA Midwest Regional, First Round (United Center, Chicago, Ill.)

Newberry (5-0)

Home: 4-0, Away: 1-0, Neutral: 0-0

3-5-1920	a	W	22- 14
1-12-1974	h10	W	82- 76
1-24-1976	h10	W	71- 61
1-6-1979	h10	W	90- 59
1-12-1981	h10	W	77- 70

Newcastle of Australia (1-0)

Home: 1-0, Away: 0-0, Neutral: 0-0

2-18-1996 (exh)	h10	W	91- 79

New Orleans (1-0)

Home: 0-0, Away: 0-0, Neutral: 1-0

11-27-1998 (ot)	n1	W	65- 62

n1-Big Island Invitational (Afook-Chinen Civic Auditorium, Hilo, Hawaii)

Niagara (1-0)

Home: 1-0, Away: 0-0, Neutral: 0-0

11-19-2010	h10	W	78- 51

Nike Elite (0-1)

Home: 0-1, Away: 0-0, Neutral: 0-0

11-18-2001 (exh)	h10	L	90- 99

North Carolina (26-69)

Home: 14-22, Away: 6-32, Neutral: 6-15

All Home Games: 14-22
At McCamish Pavilion: 1-4
At Alexander Memorial Coliseum: 11-12
At The Omni: 3-7
At the Georgia Dome: 0-1
In Atlanta: 15-24
All Road Games: 6-32
At the Smith Center: 5-25
At Chapel Hill: 6-30
At Greensboro (regular season): 0-2
At Greensboro (all games): 2-3
At Charlotte: 2-10
As ACC members: 24-55
In the ACC Tournament: 5-4
All Neutral Games: 6-15
As SIC members: 0-1
Under Whack Hyder: 2-8
Under Dwane Morrison: 0-8
Under Bobby Cremins: 12-31
Under Paul Hewitt: 10-11
Under Brian Gregory: 0-7
Under Josh Pastner: 3-2 (on court)
Vs. Roy Williams: 10-16 (10-15 at UNC)
Longest Winning Streak: 4 games (2010-11)
Longest Losing Streak: 20 games (1971-84)
Most Points Scored: 104 on 2-14-1970
Fewest Points Scored: 26 on 2-8-1925
Most Points Allowed: 108 on 2-12-1972
Fewest Points Allowed: 34 on 2-8-1925
Largest Margin of Victory: 27 on 2-1-1990
Largest Margin of Defeat: 45 on 2-12-1972

• North Carolina has a 69-26 lead in the all-time series between the two teams, and a 55-24 advantage since Tech joined the ACC.

• The Tar Heels have won nine of the last 12 games in the series, but Tech has won the last two, including a 72-67 win at McCamish Pavilion in the teams' only 2020-21 meeting. Tech also captured a 96-83 victory at the Dean Smith Center in the teams' only meeting of the 2019-20 season.

• Tech's only other win in that stretch occurred on New Year's Eve of 2016, opening its ACC schedule with a 75-63 homecourt upset of the Tar Heels, who would go on to win the national championship. *(Win was vacated by the NCAA Committee on Infractions.)*

• Before that, Tech had won four games in a row for its longest winning streak in the series. Tech is 13-13 against North Carolina dating back to the 2001-02 season.

• The teams have played 41 times in the city of Atlanta, including six at McCamish Pavilion. The teams met 23 times at Alexander Memorial Coliseum, where the Tar Heels won 12 of 23. Tech won six of the last seven meetings in the Thrillerdome, however, and won six of eight against UNC in the Coliseum under Paul Hewitt.

• Between 1982 and 1996, the Yellow Jackets played eight of their home games with the Tar Heels at the old Omni arena in downtown Atlanta (2-6 record). Counting ACC and SIC Tournament games played in the city, Tech is 15-25 vs. North Carolina in Atlanta.

• Tech is 8-6 in games played away from Chapel Hill since 2000-01, including three ACC Tournament wins. The Jackets are 9-15 against the Tar Heels under Roy Williams, 9-16 against Williams all-time.

• Tech has lost 12 of the last 14 meetings in the Smith Center and is 5-25 all-time in the building. Counting regular-season games in Greensboro, Tech is 6-32 on the road against UNC.

• In ACC Tournament play, the Yellow Jackets have won five of nine meetings, and Tech has won the last three encounters (2004, 2005, 2010). Two of Tech's five tournament wins occurred in championship games, the 1985 final in Atlanta and the 1993 final in Charlotte.

• Tech's greatest success in its series with North Carolina occurred during the middle 1990s when the Jackets won five of seven meetings, including three straight wins over No. 1-ranked Tar Heel teams during the 1993 and 1994 campaigns.

All-Time Series Results

2-28-1925	n1	L	26- 34
2-14-1947	a	L	48- 58
12-9-1955	n2	L	76- 88
2-11-1967	2/2	h	W 82- 80
1-27-1968	3/3	n2	L 54- 82
1-14-1969	2/2	h	L 70-101
2-14-1970	10/8	n2	W 104- 95
2-12-1971	11/11	n2	L 58- 87
3-27-1971 (NIT)	13/13	n3	L 64- 84
2-12-1972	3/3	n2	L 73-118
2-23-1972	5/3	a1	L 66- 87
2-9-1973	6/6	n2	L 72-107
2-9-1974	4/4	n2	L 70-108
2-8-1975	12/11	n2	L 81-111
2-6-1976	4/3	n2	L 74- 79
2-4-1977	13/12	n2	L 74- 97
1-14-1980	15/15	a2	L 53- 54
2-11-1980	11/11	h	L 50- 60
1-24-1981	17/18	a1	L 60-100
2-25-1981	11/10	h	L 51- 76
1-23-1982	1/1	h11	L 54- 66
2-24-1982	2/2	a1	L 54- 77
3-4-1982	1/1	n4	L 39- 55
1-29-1983	3/3	a2	L 65- 72
3-2-1983	8/10	h11	L 73- 85
1-28-1984	1/1	a1	L 61- 73
2-29-1984	1/1	h11	L 56- 69
1-27-1985	16/17 8/9	a1	W 66- 62
2-27-1985	10/13 8/11	h11	W 67- 62
3-10-1985	9/11 6/7	n5	W 57- 54
1-25-1986	4/3 1/1	a	L 77- 85
2-4-1986 (ot)	2/2 1/1	h11	L 77- 78
1-24-1987	2/1	a	L 55- 92
3-1-1987	2/3	h11	L 76- 92
1-30-1988	3/3	a	L 71- 73
3-2-1988	13/15 6/6	h11	L 80- 97
1-28-1989	nr/19 7/6	a	L 85- 92
3-1-1989	5/5	h10	W 76- 74
3-10-1989	9/8	n5	L 62- 77
2-1-1990	17/15 25/18	h10	W 102- 75
2-28-1990	11/11	a	L 79- 81
1-27-1991	nr/25 7/8	a	W 88- 86
2-28-1991	nr/21 4/4	h10	L 74- 91
2-2-1992	20/18 11/11	h10	L 76- 86
3-4-1992	16/16	a	L 75- 79
1-13-1993	8/8 3/4	a	L 67- 80
2-14-1993	nr/24 6/6	h10	L 66- 77
3-14-1993	1/1	n6	W 77- 75
1-12-1994	17/18 1/1	h10	W 89- 69
2-12-1994	1/1	a	W 96- 89
1-11-1995	22/17 4/2	a	L 75- 86
2-12-1995	18/15 1/1	h10	L 81- 85
1-10-1996	10/9	h11	W 80- 77
2-10-1996 (ot)	12/11	a	W 92- 83
1-18-1997	22/21	a	L 50- 73
2-15-1997	16/17	h10	L 68- 72
1-8-1998	1/1	a	L 75- 96
2-8-1998 (2ot)	2/2	h10	L 100-107
12-22-1998	6/7	h10	W 66- 64
1-31-1999	10/9	a	L 66- 75
3-5-1999	15/15	n6	L 49- 78
1-29-2000		h10	L 53- 70
3-1-2000 (ot)		a	L 72- 74
1-2-2001	13/14	h10	L 70- 84
2-3-2001	4/4	a	L 69- 82
3-10-2001	6/5	n7	L 63- 70
12-2-2001		a	L 77- 83
2-2-2002		h10	W 86- 74
1-29-2003		h10	W 88- 68
3-1-2003		a	L 66- 67
1-11-2004	8/8 12/13	a	L 88-103
2-10-2004	15/16 14/17	h10	W 88- 77
3-12-2004	14/18 16/19	n4	W 83- 82
1-12-2005	8/8 3/4	a	L 69- 91
3-12-2005	2/2	n8	W 78- 75
2-15-2006	23/23	a	L 75- 82
1-20-2007	4/4	a	L 61- 77
3-1-2007	8/8	h10	W 84- 77
1-16-2008	1/1	h10	L 82- 83
2-28-2009	4/5	a	L 74-104
1-16-2010	20/18 12/13	a	W 73- 71
2-16-2010		h10	W 68- 51
3-11-2010		n4	W 62- 58
1-16-2011		h10	W 78- 58
1-29-2012	7/8	a	L 81- 93
1-23-2013		a	L 63- 79
2-19-2013		h15	L 58- 70
1-29-2014		h15	L 65- 78
2-21-2015	15/16	a	L 60- 89
3-3-2015	19/19	h15	L 49- 81
1-2-2016	7/8	a	L 78- 86
12-31-2016	9/10	h15	! 75- 63
1-20-2018	15/14	a	L 66- 80
1-29-2019	9/10	h15	L 54- 77
1-4-2020		a	W 96- 83
12-30-2020		h15	W 72- 67

n1-SIC Tournament (City Auditorium, Atlanta, Ga.); n2-North-South Doubleheader (Charlotte [N.C.] Coliseum); n3-NIT Finals (Madison Square Garden, New York, N.Y.); n4-ACC Tournament (Greensboro [N.C.] Coliseum); n5-ACC Tournament (The Omni, Atlanta, Ga.); n6-ACC Tournament (Charlotte [N.C.] Coliseum); n7-ACC Tournament (Georgia Dome, Atlanta, Ga.); n8-ACC Tournament (MCI Center, Washington, D.C.); h10-The Omni; a1-Carmichael Auditorium; a2-Greensboro, N.C., Coliseum

UNC Asheville (2-0)

Home: 2-0, Away: 0-0, Neutral: 0-0

11-25-1988	14/nr	h10	W 97- 63
11-18-2005		h10	W 80- 52

UNC Greensboro (2-1)

Home: 2-1, Away: 0-0, Neutral: 0-0

12-31-1996		h10	W 65- 40
12-28-1999		h10	W 97- 73
11-9-2007		h10	L 74- 83

UNC Wilmington (4-0)

Home: 4-0, Away: 0-0, Neutral: 0-0

2-21-1977		h10	W 63- 57
11-28-1977		h10	W 77- 67
1-19-1995	22/18	h10	W 87- 68
12-8-2012		h15	W 73- 66

North Carolina A&T (7-0)

Home: 7-0, Away: 0-0, Neutral: 0-0

12-18-1984	13/13	h10	W 81- 43
1-14-1987		h10	W 83- 67
1-19-1988		h10	W 84- 72
12-11-1989	18/18	h10	W 101- 87
11-30-1993	16/17	h10	W 93- 77
2-15-1995	20/18	h10	W 85- 81
11-24-2013		h15	W 78- 71
12-28-2016		h15	! 59- 52

NC State (43-57)

Home: 24-18, Away: 13-31, Neutral: 6-8

All Home Games: 24-18
At McCamish Pavilion: 2-3
At Alexander Memorial Coliseum: 19-14
At The Omni: 1-0
At Philips Arena: 0-1
In Atlanta: 24-18
All Road Games: 13-31
At Reynolds Coliseum: 7-18
At PNC Arena: 6-11
As ACC members: 35-43
In the ACC Tournament: 3-3
All Neutral Games: 6-8
As SIC members: 1-2
Under Whack Hyder: 5-7
Under Dwane Morrison: 1-7
Under Bobby Cremins: 20-22
Under Paul Hewitt: 8-12
Under Brian Gregory: 2-5
Under Josh Pastner: 5-1

SERIES HISTORY VS. ALL OPPONENTS

Vs. Kevin Keatts: 4-0
Longest Winning Streak: 7 games (1994-97)
Longest Losing Streak: 9 games (1977-83)
Most Points Scored: 102 on 1-14-1967
Fewest Points Scored: 12 on 2-16-1925
Most Points Allowed: 118 on 2-10-1973
Fewest Points Allowed: 22 on 1-22-1926
Largest Margin of Victory: 27 on 12-19-1959
Largest Margin of Defeat: 44 on 2-8-1974

• NC State has a 57-43 lead in the overall series which dates back to 1925. Georgia Tech has won six of the last seven meetings, including both regular-season meetings during the 2019-20 season (82-81 in overtime in Raleigh, 64-58 in Atlanta).

• Twenty-three of the last 27 meetings in the series have been decided by 10 points or less, with four of those decided in overtime.

• Tech is 24-18 against the Wolfpack in Atlanta, including one home-court meeting that was played at the Omni in 1986 and one at Philips Arena in 2012. NC State won the first three games played at McCamish Pavilion before Tech won the last two.

• Since it joined the ACC, Tech is 35-43 against NC State, including regular-season and tournament.

• Tech has won five of six games (one win was vacated by the NCAA Committee on Infractions) against the Pack under head coach Josh Pastner, and is 4-0 vs. NC State coach Kevin Keatts.

• The Jackets are 13-31 against NC State in Raleigh, including a 6-11 mark at PNC Arena.

• Tech is 3-3 against NC State in ACC Tournament games, the last meeting occurring in 2003 in a 71-65 Wolfpack victory in Greensboro. The Jackets won first-round games in 1996 in Greensboro (88-73) and 1990 in Charlotte (76-67).

All-Time Series Results

2-16-1925		a	L	12- 35
1-22-1926		h4	W	23- 22
2-12-1926		a	L	14- 30
1-8-1938		h8	W	35- 30
12-30-1949		a	L	34- 57
12-19-1959	na/12	na/16	h10	W 80- 53
12-17-1960	15/12	10/nr	a	L 76- 82
12-19-1962		h10	W	84- 71
2-13-1965		nr/18	a	L 68- 97
12-20-1965		nr/19	h10	L 69- 93
2-12-1966		a	L	93-102
1-14-1967		h10	W	102- 85
2-22-1967		a	L	61- 65
2-13-1970	5/6	n1	W	89- 77
2-13-1971		n1	W	73- 66
2-11-1972		n1	L	70- 87
2-10-1973	2/2	n1	L	94-118
2-8-1974	2/2	n1	L	54- 98
2-7-1975	6/6	n1	L	66-101
2-7-1976	10/10	n1	W	78- 67
2-5-1977		n1	L	71- 81
12-29-1979		h10	L	62- 73
2-6-1980		a	L	49- 60
1-10-1981		a	L	68- 93
1-28-1981		h10	L	55- 70
1-9-1982	15/15	h10	L	49- 55
1-26-1982	17/17	a	L	40- 49
1-15-1983	19/19	a	L	61- 81
2-2-1983		h10	L	64- 74
1-15-1984		h10	W	56- 47
2-12-1984	18/nr	a	L	67- 68
12-15-1984	12/14	9/8	a	W 66- 64
1-30-1985	8/9	h10	L	53- 61
1-29-1986	3/3	a	W	67- 54
2-27-1986	4/3	18/18	h11	W 69- 57
1-10-1987	18/20	a	L	62- 63
2-14-1987		h10	W	87- 76
1-16-1988		h10	L	74- 76
2-20-1988	14/14	a	W	87- 84
1-14-1989	19/16	15/17	a	L 68- 82
2-18-1989	19/18	h10	L	69- 71
1-13-1990	9/9	17/nr	h10	W 92- 85
2-17-1990 (2ot)	13/11	a	W	95- 92
3-9-1990	14/13	n2	W	76- 67
1-13-1991	24/21	a	L	83- 90
2-3-1991	23/22	h10	L	73- 79
3-8-1991		n2	L	68- 82
1-8-1992	14/15	a	W	80- 63
2-29-1992 (ot)		h10	W	98- 88
1-27-1993	18/17	h10	W	85- 74
2-28-1993		a	L	60- 68
1-26-1994	21/19	a	L	78- 84
2-26-1994	23/nr	h10	W	81- 69
1-25-1995	21/21	h10	W	75- 71
2-25-1995	24/22	a	W	72- 68
1-24-1996		a	W	76- 71
2-25-1996 (ot)	23/22	h10	W	92- 83
3-8-1996	18/18	n3	W	88- 73
1-25-1997		h10	W	54- 53
2-22-1997		a	L	51- 72
3-6-1997		n3	L	46- 60
12-4-1997 (ot)		h10	L	69- 71
1-25-1998		a	L	51- 56
1-2-1999		a	L	69- 75
2-2-1999		h10	L	50- 51
1-22-2000		a	L	58- 66
2-24-2000		h10	W	66- 63
1-16-2001		a	L	60- 72
2-17-2001		h10	W	69- 54
1-19-2002		a	L	71- 84
2-20-2002		h10	W	65- 59
1-11-2003		h10	W	85- 61
2-12-2003		a	L	57- 63
3-14-2003		n3	L	65- 71
1-24-2004	11/13	a	L	72- 76
2-25-2004	18/20	14/19	h10	L 69- 79
1-16-2005	8/8	a	L	68- 76
2-13-2005		h10	L	51- 53
1-14-2006		a	L	78- 87
2-12-2006		h10	W	71- 68
2-6-2007		h10	W	74- 65
1-23-2008		a	W	77- 74
1-17-2009 (ot)		a	L	71- 76
2-14-2009		h10	L	65- 86
2-6-2010	21/19	h10	W	73- 71
3-13-2010		n3	W	57- 54
2-26-2011		a	L	74- 79
1-11-2012		a	W	82- 71
2-9-2012		h13	L	52- 61
1-9-2013		a	L	70- 83
3-3-2013		h15	L	57- 70
1-26-2014 (ot)		a	L	78- 80
1-31-2015 (ot)		h15	L	80- 81
1-27-2016		a	W	90- 83
1-15-2017		a	!	86- 76
2-21-2017		h15	L	69- 71
3-1-2018		h15	W	78- 75
3-6-2019		a	W	63- 61
11-5-2019 (ot)		a	W	82- 81
1-25-2020		h15	W	64- 58

n1-North-South Doubleheader (Charlotte [N.C.] Coliseum); n2-ACC Tournament (Charlotte [N.C.] Coliseum); n3-ACC Tournament (Greensboro [N.C.] Coliseum); h10-The Omni, Atlanta, Ga.

North Texas (2-0)

Home: 2-0, Away: 0-0, Neutral: 0-0

12-31-1997		h10	W	93- 76
11-24-2017		h10	W	63- 49

Northern Iowa (1-0)

Home: 0-0, Away: 0-0, Neutral: 1-0

3-19-2004	14/15	n1	W	65- 60

n1-NCAA Tournament first round (Bradley Center, Milwaukee, Wis.)

Northwestern (2-3)

Home: 1-1, Away: 1-2, Neutral: 0-0

11-30-2010		*a	L	71- 91
11-29-2011		*h12	L	60- 76
12-3-2014		*a	W	66- 58
11-28-2017		*h15	W	52- 51
11-28-2018		*a	L	61- 67

**ACC-Big Ten Challenge*

Notre Dame (12-12)

Home: 9-2, Away: 2-9, Neutral: 1-1

All Home Games: 9-2
At McCamish Pavilion: 5-2
At Alexander Memorial Coliseum: 3-0
In Atlanta: 9-2
All Road Games: 2-9
At Purcell Pavilion/Joyce Center: 1-8
As ACC members: 6-10
In the ACC Tournament: 0-1
All Neutral Games: 1-0
Under Roy Mundorff: 0-1
Under Whack Hyder: 3-1
Under Dwane Morrison: 1-7
Under Bobby Cremins: 2-0
Under Paul Hewitt: 1-0
Under Brian Gregory: 2-4
Under Josh Pastner: 4-6
Vs. Mike Brey: 7-10
Vs. Digger Phelps: 3-0
Longest Winning Streak: 5 games (1972-2014)
Longest Losing Streak: 4 games (2014-16, 2018-20)
Most Points Scored: 102 on 2-4-1967
Fewest Points Scored: 42 on 2-22-1941
Most Points Allowed: 87 on 2-4-1967
Fewest Points Allowed: 53 on 2-22-1941
Largest Margin of Victory: 20 in 1-17-1972
Largest Margin of Defeat: 19 on 1-30-1969

• Georgia Tech snapped a four-game losing streak to Notre Dame and knotted the series as 12-12 with an 82-80 win on Feb. 6 at McCamish Pavilion. The Fighting Irish had swept the regular season series in 2019-20, and had won the last two meetings of 2018-19, the final regular season contest and an ACC Tournament meeting.

• Since Notre Dame joined the ACC, the teams have split their regular season series four times, and the Fighting Irish have swept the Yellow Jackets twice. Tech has yet to sweep the Irish.

• The Yellow Jackets are 6-10 against Notre Dame since the Fighting Irish joined the ACC, the 16 meetings decided by a total of 84 points. Notre Dame's 69-59 win in South Bend on Feb. 10, 2019 is the widest margin.

• At McCamish Pavilion, Tech is 5-2 against the Irish (plus one 2017 win vacated by the NCAA), and the games have been decided by a total of 26 points.

• Notre Dame has won all seven meetings at South Bend since the Fighting Irish became a member of the ACC.

• The Yellow Jackets won five straight meetings between the two teams from 1972 through Tech's 74-69 victory in McCamish Pavilion on Jan. 11, 2014, the team's first meeting as ACC foes.

• All but one game in the series has been played on the two campuses, the exception being a 2007 meeting in the third-place game of the Paradise Jam. The Yellow Jackets erased a 9-point deficit in the final 5:11 and won the game on a three-point basket by Matt Causey with two seconds remaining.

• Tech is 2-9 in games played in South Bend, and 1-8 in Purcell Pavilion, including an 88-80 overtime win on Feb. 24, 1990, with the Jackets headed toward an ACC title and Final Four berth later that season.

• That game and a 90-80 Tech victory in Atlanta a year earlier were the only two face-offs ever between legendary coaches Bobby Cremins and Digger Phelps.

• Tech is 8-2 all-time against Notre Dame in Atlanta, three of those wins at Alexander Memorial Coliseum and five at McCamish Pavilion (the 2017 win was vacated by the NCAA Committee on Infractions).

• Four of the five meetings before that were played with Whack Hyder as Tech's head coach, and the Jackets won three of those, including an 82-62 win in 1972 at Alexander Memorial Coliseum in Phelps' first season as the Fighting Irish head coach.

All-Time Series Results

2-22-1941		a	L	42- 53
2-5-1966		a	W	75- 61
2-4-1967		h10	W	102- 87
1-30-1969	nr/16	a	L	52- 71
1-17-1972		h10	W	82- 62
2-25-1989		h10	W	90- 80
2-24-1990 (ot)	8/6	a	W	88- 80
11-19-2007		n1	W	70- 69
1-11-2014		h15	W	74- 69
2-26-2014		a	L	62- 65
1-3-2015 (2 ot)	14/13	a	L	76- 83
1-14-2015	12/12	h15	L	59- 62
1-13-2016		a	L	64- 72
2-20-2016	19/18	h15	W	63- 62
1-28-2017	14/12	h15	!	62- 60
2-26-2017	21/17	a	L	60- 64
12-30-2017		a	L	59- 68
1-10-2018	rv/25	h15	W	60- 63
1-22-2019		h15	W	63- 61
2-10-2019		a	L	59- 69
3-12-2019		n2	L	71- 78
1-15-2020		h15	L	74- 78
2-1-2020		a	L	72- 80
2-6-2021		h15	W	82- 80

n1-Paradise Jam (St. Thomas, U.S. Virgin Islands); n2-ACC Tournament (Spectrum Center, Charlotte, N.C.)

Oglethorpe (1-0)

Home: 1-0, Away: 0-0, Neutral: 0-0

2-16-1927		h5	W	45- 31

Ohio State (3-11)

Home: 2-3, Away: 1-5, Neutral: 0-3

3-12-1960	13/8	3/3	n1	L 69- 86
1-2-1965		a	L	68- 73
1-16-1967		h	W	84- 73
1-22-1968		a	L	55- 66
1-20-1969	13/nr	h	L	66- 73
1-26-1970		a	L	71- 74
12-1-1971	4/4	h	L	55- 63
1-15-1973		h	L	79- 85
1-7-1974		a	L	71- 89
12-23-1974		a	L	67- 75
3-17-1991	5/5	n2	L	61- 65
3-19-2003		h1	W	72- 58
12-3-2003	13/15	a1	W	73- 53
3-19-2010	5/7	n3	L	66- 75

n1-NCAA Mideast Regional second round (Freedom Hall, Louisville, Ky.); n2-NCAA Midwest Regional second round (Dayton, Ohio, Arena); n3-NCAA Midwest Regional second round (Bradley Center, Milwaukee, Wis.); h1-NIT first round (Alexander Memorial Coliseum, Atlanta, Ga.); a1-ACC-Big Ten Challenge

Ohio University (1-1)

Home: 0-1, Away: 0-0, Neutral: 1-0

3-11-1960	13/8	n1	W	57- 54
11-18-2016		h15	L	61- 67

n1-NCAA Mideast Regional first round (Freedom Hall, Louisville, Ky.)

Oklahoma (2-2)

Home: 1-0, Away: 0-2, Neutral: 1-0

12-18-1982		a	L	73-101
3-3-1985	10/13	6/6	a	L 80- 87
12-29-1994	17/16	n1	W	89- 85
11-17-1995		*h12	W	83- 72

*n1-Rainbow Classic (Special Events Center, Honolulu, Hawaii); *h12-Preseason NIT second round (Georgia Dome, Atlanta, Ga.)*

Oklahoma City (3-3)

Home: 2-1, Away: 1-1, Neutral: 0-1

2-14-1959 (3ot)	14/19	h10	W	71- 65
12-21-1968		n1	L	57- 59
12-6-1969		h10	W	68- 54
12-5-1970		a	W	74- 73
2-28-1973		h10	L	82-102
2-23-1974		a	L	71- 94

n1-Sun Bowl Tournament (Special Events Center, El Paso, Texas)

Oklahoma State (2-2)

Home: 0-0, Away: 0-0, Neutral: 2-2

12-19-1981		n1	L	57- 59
11-29-1991	18/18	11/8	n2	L 71- 78
4-3-2004	14/15	4/3	n3	W 67- 65
3-21-2010		n4	W	64- 59

n1-Sun Bowl Tournament (Special Events Center, El Paso, Texas); n2-Preseason NIT finals (Madison Square Garden, New York, N.Y.); n3-NCAA Final Four national semifinal (Alamodome, San Antonio, Texas); n4-NCAA Midwest Regional second round (Bradley Center, Milwaukee, Wis.)

Old Dominion (2-0)

Home: 1-0, Away: 1-0, Neutral: 0-0

12-17-1985	7/7	h10	W	96- 86
1-12-1987		a	W	81- 64

Oregon (1-1)

Home: 0-0, Away: 0-1, Neutral: 1-0

12-16-1977		n1	W	64- 57
3-10-1999		a1	L	64- 67

n1-Dayton Invitational (Dayton, Ohio, Arena); a1-NIT first round (Eugene, Ore.)

Original Celtics (0-2)

Home: 0-2, Away: 0-0, Neutral: 0-0

1-11-1933 (exh)		h10	L	31- 40
1-17-1934 (exh)		h10	L	28- 50

Penn-Dixie (1-1)

Home: 0-0, Away: 0-1, Neutral: 1-0

12-31-1927		n1	W	41- 36
12-31-1928		a	L	29- 31

n1-Chattanooga, Tenn.

Pennsylvania (2-4)

Home: 1-2, Away: 1-2, Neutral: 0-0

12-28-1929		a	L	23- 33
2-6-1937		a	L	30- 31
2-24-1951 (ot)		h9	L	77- 83
12-1-1986		h10	W	84- 57
12-19-1987		a	W	79- 55
11-19-2001		*h10	L	74- 79

**Las Vegas Invitational*

SERIES HISTORY VS. ALL OPPONENTS

Penn State (1-3)

Home: 1-2, Away: 0-1, Neutral: 0-0

3-18-1998		*h10	L	70- 75
11-28-2006	21/24	h10	W	77- 73
12-3-2008		h10	L	83- 85
11-29-2016		a	L	60- 67

**Post-Season NIT quarterfinals*

Pepperdine (2-0)

Home: 0-0, Away: 1-0, Neutral: 1-0

12-16-1983		n1	W	67- 56
12-20-2008		a	W	86- 58

n1-Casaba Club Classic (A.G. Spanos Center, Stockton, Calif.)

Phillips Oilers (0-1)

Home: 0-1, Away: 0-0, Neutral: 0-0

2-5-1965 (exh)		h10	L	69- 82

Piedmont (1-0)

Home: 0-0, Away: 1-0, Neutral: 0-0

2-28-1920		a	W	29- 26

Pittsburgh (10-5)

Home: 6-1, Away: 2-3, Neutral: 2-1

All Home Games: 6-1
At McCamish Pavilion: 4-1
At Alexander Memorial Coliseum: 2-0
At The Omni: 1-0
In Atlanta: 5-1
All Road Games: 2-3
At Petersen Events Center: 1-3
As ACC members: 5-5
In the ACC Tournament: 0-1
All Neutral Games: 2-1
Under Whack Hyder: 3-0
Under Bobby Cremins: 2-0
Under Brian Gregory: 0-3
Under Josh Pastner: 4-2
Vs. Jamie Dixon: 1-3
vs. Kevin Stallings: 1-1
vs. Jeff Capel: 4-1 (3-1 at Pittsburgh)
Longest Winning Streak: 5 games (1966-89)
Longest Losing Streak: 3 games (2014-16)
Most Points Scored: 111 on 12-28-1989
Fewest Points Scored: 61 on 2-28-3017
Most Points Allowed: 92 on 12-4-1989, 12-28-1989
Fewest Points Allowed: 52 on 2-28-17
Largest Margin of Victory: 30 on 2-9-1970
Largest Margin of Defeat: 7 on 1-14-2014

- Pittsburgh won the first three meetings between the two teams after the Panthers became members of the ACC, but the Yellow Jackets have come back to win five of the last eight to even the series since Pitt joined the conference.
- Tech won the only meeting between the two teams in the 2020-21 season by a 71-65 score in Atlanta, making it two straight wins in the series.
- Tech's 73-57 win in its final home game of the 2019-20 campaign was the widest margin of victory for either team since Pitt joined the ACC. Eight of the 10 meetings as ACC foes have been decided by eight points or less.
- The teams have played home-and-away only twice since the Panthers joined the ACC.
- Tech won the first five games in the series, prior to Pitt's entry into the ACC, all of which took place between 1966 and 1989.
- The two most entertaining games between Tech and the former Big East member played in the same month of the 1989-90 season, when the Yellow Jackets were on the way to their second ACC title and first Final Four appearance. Bobby Cremins and Paul Evans were the respective head coaches at the time.
- Tech overcame an early 26-5 deficit to win the ACC/Big East Challenge game in Hartford in early December, getting 42 points from Dennis Scott, including the game-winner with 8 seconds left. Later in the month, the Panthers came to Atlanta for a Kuppenheimer Classic game at the Omni, and Tech won the game without head coach Bobby Cremins, who was attending his father's funeral. Kenny Anderson recorded a triple-double with 32 points, 12 rebounds and 18 assists.
- Tech scored easy wins over Pitt in the first three games of the series, all under head coach Whack Hyder, two of which were played at Alexander Memorial Coliseum on the Tech campus.
- Tech is 4-1 against the Panthers' current head coach, Jeff Capel, having scored an 86-65 victory over VCU during the 2003-04 season when Capel was the Rams' head coach.

All-Time Series Results

1-4-1966		h10	W	89- 77
2-9-1970		a1	W	92- 62
3-6-1971		h10	W	78- 61
12-4-1989	21/19 ....18/nr	n1	W	93- 92
12-28-1989	14/13	n2	W	111- 92
1-14-2014		h15	L	74- 81
1-17-2015		a2	L	65- 70
1-6-2016	24/21	a2	L	84- 89
3-5-2016		h15	W	63- 59
2-28-2017		h15	!	61- 52
3-7-2017		n3	L	59- 61
1-13-2018		a2	W	69- 54
2-20-2019		h15	W	73- 65
2-8-2020		a2	L	64- 73
3-4-2020		h15	W	73- 57
2-14-2021		h15	W	71- 65

a1-Fitzgerald Field House; a2-Petersen Events Center; n1-ACC-Big East Challenge (Hartford [Conn.] Civic Center); n2-Kuppenheimer Classic (The Omni, Atlanta, Ga.); n3-ACC Tournament (Barclays Center, Brooklyn, N.Y.)

Prairie View A&M (1-0)

Home: 1-0, Away: 0-0, Neutral: 0-0

11-23-2018		h15	W	65- 54

Presbyterian (9-0)

Home: 9-0, Away: 0-0, Neutral: 0-0

1-24-1975 (ot)		h10	W	89- 84
1-29-1976		h10	W	87- 61
2-9-1977		h10	W	82- 63
12-12-1979		h10	W	68- 53
12-17-1980		h10	W	64- 61
11-30-1981		h10	W	82- 66
1-6-2008		h10	W	77- 64
11-14-2012		h15	W	52- 38
11-8-2013		h15	W	88- 57

Progressive Club (3-1)

Home: 1-1, Away: 2-0, Neutral: 0-0

1-23-1923		a	W	33- 30
2-19-1923		h4	L	33- 43
1-19-1927		h4	W	44- 16
2-2-1927		a	W	31- 28

Purdue (2-1)

Home: 0-0, Away: 0-0, Neutral: 2-1

12-26-1980		n1	L	45- 53
12-30-1988	17/17	n2	W	72- 69
11-20-2006	19/19	n3	W	79- 61

n1-Gator Bowl Tournament (Jacksonville, Fla.); n2-Rainbow Classic (Blaisdell Center, Honolulu, Hawaii); n3-EA Sports Maui Invitational (Lahaina Civic Center, Lahaina, Maui, Hawaii)

Purdue Fort Wayne (1-0)

Home: 1-0, Away: 0-0, Neutral: 0-0

11-21-2014		h15	W	78- 69

Formerly IPFW

Radford (1-0)

Home: 1-0, Away: 0-0, Neutral: 0-0

11-29-1996		h10	W	91- 60

Randolph-Macon (1-0)

Home: 1-0, Away: 0-0, Neutral: 0-0

2-26-1972		h10	W	80- 74

Rhode Island (1-0)

Home: 0-0, Away: 0-0, Neutral: 1-0

11-30-2014		n1	W	64- 61

n1-Orlando Classic (Lake Buena Vista, Fla.)

Rice (10-5)

Home: 6-0, Away: 3-4, Neutral: 1-1

12-30-1947		n1	L	42- 43
1-2-1951		a	L	51- 58
12-2-1961		a	L	80- 84
11-30-1962		h10	W	81- 63
12-16-1963 (ot)		a	L	79- 84
12-5-1964		h10	W	71- 56
12-6-1965		a	W	96- 87
12-3-1966		h10	W	87- 61
12-2-1967		a	W	84- 70
1-23-1969		h10	W	75- 56
12-9-1969		a	W	87- 57
1-2-1971		h10	W	82- 72
1-12-1972		a	L	74- 87
1-8-1973		h10	W	69- 65
11-22-2012		n2	W	54- 36

n1-All-College Tournament (Oklahoma City, Okla.); n2-DirecTV Classic (Anaheim, Calif.)

Richmond (6-4)

Home: 3-1, Away: 2-2, Neutral: 1-1

12-30-1985	7/6	h10	W	90- 64
11-29-1986 (ot)		a1	L	62- 67
12-22-1987	nr/20	h10	L	67- 73
3-20-1988		n1	L	55- 59
12-20-1988	16/16	a	W	62- 50
11-28-1989	21/19	h10	W	87- 74
12-1-1990	14/14	a	L	71- 73
1-2-1992	15/11	h10	W	82- 75
2-17-1993		a	W	65- 60
12-18-2010		n2	W	67- 54

a1-Central Fidelity Classic (Robins Center, Richmond, Va.); n1-NCAA East Regional second round (Hartford [Conn.] Civic Center); n2-Battle at Atlantis (Imperial Arena, Atlantis Resort, Paradise Island, Bahamas)

Rider (1-2)

Home: 0-0, Away: 0-2, Neutral: 1-0

1-2-1931		a	L	33- 38
12-29-1933		a	L	32- 40
11-28-2014		n1	W	61- 54

n1-Orlando Classic (Lake Buena Vista, Fla.)

Rome YMCA (1-1)

Home: 0-0, Away: 1-1, Neutral: 0-0

1-31-1920		a	L	33- 41
1-1-1929		a	W	37- 33

Rutgers (2-2)

Home: 0-0, Away: 0-0, Neutral: 2-2

12-30-1971		n1	L	64- 91
12-30-1975	14/16	n2	L	87- 94
1-9-1986	5/5	n2	W	85- 46
12-27-1986	18/nr	n3	W	79- 61

n1-Charlotte Invitational (Charlotte [N.C.] Coliseum); n2-Poinsettia Tournament (Greenville, S.C.); n3-Madison Square Garden, New York, N.Y.; n4-ECAC Holiday Festival (Madison Square Garden, New York, N.Y.)

St. Bernard (1-0)

Home: 1-0, Away: 0-0, Neutral: 0-0

1-10-1974		h10	W	70- 62

St. Bonaventure (3-1)

Home: 1-0, Away: 0-0, Neutral: 2-1

12-29-1970		n1	L	68- 70
3-25-1971 (2ot)		n2	W	76- 71
12-28-1974 (ot)		n3	W	70- 61
12-30-1991	15/11	h10	W	98- 60

n1-Gator Bowl Tournament (Jacksonville, Fla.); n2-NIT Semifinals (Madison Square Garden, New York, N.Y.); n3-Maryland Invitational (Cole Field House, College Park, Md.)

St. Francis, N.Y. (1-0)

Home: 1-0, Away: 0-0, Neutral: 0-0

12-2-1982		h10	W	76- 54

St. Francis, Pa. (2-0)

Home: 2-0, Away: 0-0, Neutral: 0-0

12-13-1976		h10	W	74- 72
12-30-2006		h10	W	87- 43

St. John's (4-6)

Home: 1-0, Away: 0-0, Neutral: 3-6

3-16-1970		n1	L	55- 56
12-28-1977		n2	W	73- 67
12-29-1986	18/nr 15/16	n3	L	53- 62
12-5-1990 (ot)	20/20 ....17/18	n4	L	72- 73
12-29-1993	15/15	n3	W	71- 69
12-28-1996		n3	L	55- 67
11-28-1997		n5	W	77- 65
12-21-2003	5/6	h10	W	79- 66
11-30-2013		n6	L	58- 69
12-1-2018		n7	L	73- 76

n1-NIT quarterfinals (Madison Square Garden, New York, N.Y.); n2-Maryland Invitational (Cole Field House, College Park, Md.); n3-ECAC Holiday Festival (Madison Square Garden, New York, N.Y.); n4-ACC-Big East Challenge (Capital Centre, Landover, Md.); n5-Puerto Rico Shootout (Eugenio Guerra Sports Complex, Bayamon, P.R.); n6-Barclays Center Classic (Barclays Center, Brooklyn, N.Y.); n7-Miami Hoophall Invitational (American Airlines Arena, Miami, Fla.)

Saint Joseph's (0-2)

Home: 0-0, Away: 0-0, Neutral: 0-2

3-15-2001	23/23	n1	L	62- 66
11-17-2011		n2	L	53- 66

n1-NCAA West Regional first round (Cox Arena, San Diego, Calif.); n2-Charleston Classic (TD Arena, Charleston, S.C.)

Saint Louis (7-3)

Home: 4-0, Away: 3-2, Neutral: 0-1

12-20-1949		a	L	45- 59
12-27-1958	16/nr	a	L	79- 90
1-14-1977		h10	W	71- 59
1-21-1978		a	W	92- 79
1-28-1978		h10	W	57- 49
3-2-1985	10/13	h10	W	64- 54
12-2-1985	2/na	a	W	62- 55
11-24-2001		n1	L	54- 67
2-16-2002		a	W	60- 40
12-13-2003	10/11	*h13	W	75- 62

*n1-Las Vegas Invitational (Valley High School, Las Vegas, Nev.); *h12-Chick-fil-A Peach Bowl Classic (Philips Arena, Atlanta, Ga.)*

Saint Mary's (1-0)

Home: 0-0, Away: 0-0, Neutral: 1-0

11-25-2012		n1	W	65- 56

n1-DirecTV Classic (Anaheim, Calif.)

St. Thomas, Pa. (0-2)

Home: 0-0, Away: 0-2, Neutral: 0-0

1-3-1930		a	L	37- 39
12-30-1933		a	L	31- 45

Samford (4-0)

Home: 3-0, Away: 1-0, Neutral: 0-0

12-4-1948		a	W	62- 42
1-3-1957		h10	W	95- 54
12-22-1969		h10	W	97- 76
2-3-1975 (ot)		h10	W	78- 75

Formerly Howard College

Sam Houston State (0-0)

Home: 0-0, Away: 0-0, Neutral: 0-0

11-22-2016		h15	!	81- 73

San Diego State (0-1)

Home: 0-0, Away: 0-1, Neutral: 0-0

3-23-2016		*a	L	56- 72

**Post-season NIT*

San Francisco (0-1)

Home: 0-0, Away: 0-1, Neutral: 0-0

12-28-1950		a	L	47- 61

Santa Clara (0-1)

Home: 0-0, Away: 0-0, Neutral: 0-1

12-30-1995		n1	L	66- 71

n1-Cable Car Classic (San Jose [Calif.] Arena)

Savannah Athletic Club (1-0)

Home: 0-0, Away: 1-0, Neutral: 0-0

12-30-1923		a	W	39- 9

SERIES HISTORY VS. ALL OPPONENTS

Savannah JEA (2-0)

Home: 1-0, Away: 1-0, Neutral: 0-0

12-27-1928	a	W	34- 26
1-14-1930	h7	W	36- 22

Savannah State (2-0)

Home: 1-0, Away: 1-0, Neutral: 0-0

12-11-2010	h10	W	69- 59
12-10-2011	a	W	65- 45

Seton Hall (2-1)

Home: 2-0, Away: 0-1, Neutral: 0-0

11-24-1978	a	L	73- 78
2-2-1980	h10	W	70- 69
3-11-1998	*h10	W	88- 78

**Post-season NIT first round*

Shorter (1-0)

Home: 1-0, Away: 0-0, Neutral: 0-0

11-5-2016 (exh/ot)	h14	W	95- 87

Siena (2-2)

Home: 1-0, Away: 0-2, Neutral: 0-0

3-16-1994	a	L	68- 76
12-2-2009	h10	W	74- 61
12-22-2010	a	L	57- 62
11-23-2011	h14	W	72- 44

**Post-season NIT first round (Knockerbocker Arena, Albany, N.Y.)*

University of the South (17-1)

Home: 12-0, Away: 4-1, Neutral: 1-0

2-27-1925	n1	W	31- 14
1-17-1933	a	W	38- 32
2-6-1933	h4	W	38- 26
1-20-1934	a	W	40- 39
2-21-1934	h10	W	43- 27
3-2-1935	h4	W	42- 31
2-12-1936	h8	W	34- 16
2-15-1936	a	W	58- 35
1-23-1937	a	W	54- 32
2-10-1937	h8	W	36- 18
2-10-1938	h8	W	41- 31
2-8-1939	h9	W	37- 32
12-18-1954	h9	W	74- 57
1-6-1955	a	L	66- 67
1-6-1965	h10	W	84- 71
12-2-1980	h10	W	45- 42
12-2-1981	h10	W	92- 56
12-13-1982	h10	W	85- 41

Formerly Sewanee
n1-SIC Tournament (City Auditorium, Atlanta, Ga.)

South Carolina (25-18)

Home: 12-8, Away: 11-8, Neutral: 2-2

2-25-1922	n1	W	34- 23
1-23-1926	h7	L	20- 26
2-13-1926	a	L	19- 36
2-26-1927	n1	L	18- 32
1-10-1930	h7	W	31- 16
1-7-1931	h7	L	25- 30
2-21-1931	a	W	41- 17
2-9-1938	h8	W	57- 35
2-26-1938	a	W	51- 30
2-1-1939	a	W	29- 25
2-21-1939	h9	W	38- 28
1-6-1940	a	L	30- 34
12-29-1940 (ot)	n2	W	39- 34
12-31-1940	a	W	44- 35
1-7-1941	h9	W	41- 34
1-10-1942	a	W	35- 32
1-9-1943	h9	W	33- 23
2-2-1946	h9	W	55- 45
2-16-1946	a	L	47- 63
12-14-1946	h9	W	51- 34
12-15-1951	a	W	66- 64
12-28-1951	n3	L	63- 78
1-28-1952	h9	L	58- 67
12-12-1952	h9	L	61- 66
1-24-1953 (ot)	a	L	66- 70
12-5-1953	a	L	45- 50
2-18-1954	h9	W	58- 53
12-20-1954	h9	L	67- 69
2-19-1954 (ot)	a	W	87- 84
2-18-1956	a	W	79- 74
12-20-1956	h10	L	83- 90
12-7-1957	a	L	64- 70
12-20-1958	h10	W	92- 62
12-10-1959 ..... na/15	a	W	70- 64
1-3-1961	h10	W	85- 65
1-8-1964	h10	W	87- 73
2-13-1974 ..... 14/14	h	L	73- 82
3-1-1975	a	L	47- 58
2-23-1976	h10	L	55- 63
2-19-1977	a	W	47- 45
2-16-1983	a	L	53- 61
2-16-1984	h10	W	68- 50
3-21-2016	*a	W	83- 66

*n1-SIC Tournament (City Auditorium, Atlanta, Ga.); n2-Augusta, S.C.; n3-Carolina Invitational (Charlotte, N.C., Coliseum); *Post-season NIT second round*

USC Aiken (1-0)

Home: 1-0, Away: 0-0, Neutral: 0-0

11-25-1985 ..... 2/na	h10	W	119- 60

USC Upstate (1-1)

Home: 1-1, Away: 0-0, Neutral: 0-0

12-6-2014	h15	L	54- 59
1-2-2019	h15	W	79- 63

South Carolina State (2-0)

Home: 2-0, Away: 0-0, Neutral: 0-0

1-13-1983	h10	W	106- 78
1-9-1984	h10	W	90- 65

Southeast Atlanta All-Stars (2-0)

Home: 2-0, Away: 0-0, Neutral: 0-0

11-10-2002 (exh)	h10	W	110- 73
11-10-2003 (exh)	h10	W	112- 75

Southeastern Louisiana (1-0)

Home: 1-0, Away: 0-0, Neutral: 0-0

12-21-2015	h15	W	75- 62

Southern University (0-1)

Home: 0-0, Away: 0-0, Neutral: 0-1

3-19-1993 ..... 18/20	n1	L	78- 93
11-14-2016	h15	!	77- 62

n1-NCAA West Regional first round (McKale Center, Tucson, Ariz.)

Southern Bell (1-0)

Home: 1-0, Away: 0-0, Neutral: 0-0

1-28-1927	h10	W	75- 14

Southern California (2-1)

Home: 1-0, Away: 0-1, Neutral: 1-0

3-21-1992 ..... 6/6	n1	W	79- 78
12-22-2008	a	L	57- 76
12-5-2009 ..... v/23	h10	W	79- 53

n1-NCAA Midwest Regional second round (Bradley Center, Milwaukee, Wis.)

Southern Illinois (1-1)

Home: 1-0, Away: 0-1, Neutral: 0-0

1-5-1970	h10	W	100- 71
1-30-1971	a	L	69- 89

Southern Methodist (8-6)

Home: 6-0, Away: 1-6, Neutral: 1-0

12-21-1959 ..... na/12	a	L	71- 80
12-9-1960 ..... na/12	h10	W	67- 64
12-1-1961	a	L	55- 67
12-6-1962	h10	W	73- 65
12-17-1963	a	L	75- 97
12-3-1964	h10	W	83- 75
12-4-1965	a	L	73- 83
12-1-1966	h10	W	87- 70
12-4-1967	a	W	77- 74
12-3-1968	h10	W	87- 59
12-10-1969	a	L	66- 77
12-2-1970	h10	W	91- 77
12-18-1971	a	L	70- 93
12-21-1986 ..... 18/nr	n1	W	63- 54

n1-Suntory Ball (Aoyama College, Tokyo, Japan)

Southern Mississippi (2-2)

Home: 2-1, Away: 0-1, Neutral: 0-0

1-31-1974	h10	L	86- 98
12-17-1974	a	L	86- 94
2-19-1976	h10	W	65- 60
1-9-1978	h10	W	94- 65

Soviet National Team (2-2)

Home: 2-2, Away: 0-0, Neutral: 0-0

11-12-1986 (exh)	h10	L	78- 96
11-5-1987 (exh)	h10	L	78- 87
11-15-1989 (exh)	h10	W	103- 88
11-15-1990 (exh/ot)	h10	W	99- 92

Standard Oil (1-0)

Home: 0-0, Away: 0-0, Neutral: 1-0

12-28-1927	n1	W	47- 20

n1-Savannah, Ga.

Stanford (1-2)

Home: 0-1, Away: 0-1, Neutral: 1-0

11-28-1986	n1	W	67- 65
12-11-1999 (ot) 3/3	*h12	L	61- 64
12-19-2000 ..... 3/3	a1	L	66- 80

*n1-Central Fidelity Classic (Robins Center, Richmond, Va.); *h12-Delta Air Lines Classic for Kids (Philips Arena, Atlanta, Ga.); a1-Stanford Invitational (Maples Pavilion, Stanford, Calif.)*

Stetson (1-1)

Home: 1-1, Away: 0-0, Neutral: 0-0

2-6-1920	h6	W	44- 33
2-17-1973	h10	L	70- 81

Stevens Tech (1-0)

Home: 0-0, Away: 1-0, Neutral: 0-0

12-30-1929	a	W	37- 25

Syracuse (6-7!)

Home: 3-2!, Away: 2-5, Neutral: 1-1

All Home Games: 4-2!
At McCamish Pavilion: 3-2!
At Philips Arena: 1-0
At The Omni: 1-0
In Atlanta: 5-2!
All Road Games: 2-5
At Carrier Dome: 2-5
As ACC members: 5-6!
In the ACC Tournament: 0-0
All Neutral Games: 1-1
Under Bobby Cremins: 1-0
Under Paul Hewitt: 1-2
Under Brian Gregory: 1-2
Under Josh Pastner: 4-3 !
Vs. Jim Boeheim: 6-7!
Longest Winning Streak: 2 games (1985-2001, 2018-19)
Longest Losing Streak: 2 games (2002-10, 2015-16, 2019-20)
Most Points Scored: 96 on 12-16-2001
Fewest Points Scored: 45 on 1-7-2015
Most Points Allowed: 97 on 12-7-2019
Fewest Points Allowed: 46 on 1-7-2015
Largest Margin of Victory: 17 on 3-17-1985
Largest Margin of Defeat: 34 on 12-7-2019

! Tech victory on 2/19/2017 vacated by NCAA Committee on Infractions

- Tech has won five of 11 meetings between the two teams since Syracuse joined the ACC and six of 14 meetings in the history of the series, which dates back to the 1986 NCAA Tournament. *(2017 victory was vacated by the NCAA Committee on Infractions)*
- Tech won the only regular-season meeting between the two teams in 2020-21, an 84-77 victory at McCamish Pavilion, where the Yellow Jackets are 3-2 against the Orange.
- The Yellow Jackets have won twice in seven visits to the Carrier Dome, including a 67-62 decision on March 4, 2014, with the Orange ranked No. 7 in the nation.
- Eight of the 11 meetings as ACC brethren have been decided by seven points or fewer.
- Three of the first four games in the series were played on neutral courts, the first of which had the highest stakes, a second-round NCAA Tournament game at the Omni in Atlanta in 1985.
- The last meeting between the two teams before Syracuse joined the ACC occurred in the championship game of the Legends Classic in Atlantic City in 2010, and ninth-ranked Syracuse survived a 32-point effort by Brian Oliver (who later transferred to Seton Hall) to win, 80-76.
- Tech's first trip to the Carrier Dome came in December of 2003, when the Orange, led by freshmen Carmelo Anthony and Gerry McNamara, routed the Jackets with its freshman duo of Chris Bosh and Jarrett Jack, 92-65, and eventually won the national championship.
- Syracuse had never played on Tech's campus until the 2014-15 season, but the Yellow Jackets did host the 13th-ranked Orange in a Delta Air Lines Classic for Kids game at Philips Arena in 2001. Jim Boeheim missed the game due to prostate surgery and the Yellow Jackets won by 16.

All-Time Series Results

3-17-1985 ..... 6/6 .... 15/15	n1	W	70- 53
12-16-2001 ..... 13/12	*h12	W	96- 80
12-21-2002	a	L	65- 92
11-27-2010 ..... 9/9	n2	L	76- 80
3-4-2014 ..... 7/7	a	W	67- 62
1-7-2015	h15	L	45- 46
1-30-2016	a	L	57- 60
2-19-2017	h15	!	71- 65
3-4-2017	a	L	61- 90
1-31-2018	h15	W	55- 51
1-12-2019	a	W	73- 59
12-7-2019	h15	L	63- 97
2-22-2020	a	L	72- 79
2-27-2021	h15	W	84- 77

*n1-NCAA East Regional second round (The Omni, Atlanta, Ga.); *h12-Delta Air Lines Classic (Philips Arena, Atlanta, Ga.); n2-Legends Classic (Boardwalk Hall, Atlantic City, N.J.)*

Tampa (2-1)

Home: 2-0, Away: 0-1, Neutral: 0-0

1-2-1953	a	L	58- 64
1-2-1969	h10	W	98- 77
2-26-71	h10	W	99- 72

Team Fokus (1-0)

Home: 1-0, Away: 0-0, Neutral: 0-0

11-11-2000 (exh)	h10	W	96- 85

Team Nike (2-0)

Home: 2-0, Away: 0-0, Neutral: 0-0

11-19-2002 (exh)	h10	W	81- 48
11-6-2003 (exh)	h10	W	100- 89

Temple (2-3)

Home: 1-0, Away: 0-2, Neutral: 1-1

1-3-1931	a	L	30- 34
1-16-1990 ..... 11/11	h10	W	59- 57
12-15-1990 ..... 23/21	a	L	67- 69
12-27-1993 ..... 15/15 .... 4/4	n1	W	57- 51
12-7-1996	n2	L	58- 76

n1-ECAC Holiday Festival (Madison Square Garden, New York, N.Y.); n2-Coaches vs. Cancer Classic (Atlantic City [N.J.] Convention Center)

Tennessee (28-45)

Home: 19-15, Away: 9-26, Neutral: 0-4

2-19-1921	h4	L	28- 29
2-17-1922	a	L	14- 26
1-20-1928	h7	W	31- 26
2-13-1928	a	W	42- 25
2-13-1929	h7	L	25- 30
1-22-1930	a	L	28- 33
1-24-1931	h7	W	49- 29
2-9-1931	a	W	32- 25
2-4-1933	h4	W	37- 23
2-13-1933	a	L	26- 33
2-24-1933	n1	L	24- 30
1-31-1934	h4	L	35- 45
2-12-1934	a	L	21- 23
1-16-1935	h4	L	26- 36
2-18-1935	a	L	30- 34
1-17-1936	h8	W	33- 30
2-24-1936	a	L	21- 33
2-29-1940	n2	L	43- 55
1-27-1945	a	L	26- 44
2-10-1945	h	W	53- 49
3-3-1945	n3	L	37- 41
1-26-1946	h	L	27- 49
2-9-1946	a	W	38- 34
1-25-1947	h	W	48- 43
2-7-1947	a	L	28- 40
1-24-1948	h	L	57- 59
2-6-1948	a	L	46- 49
1-22-1949	h	L	56- 63
2-5-1949	a	W	72- 71
1-21-1950	h	W	68- 57
2-4-1950	a	L	56- 69
3-2-1950	n3	L	56- 63
2-3-1951	a	W	71- 57
2-21-1951	h	W	74- 64
1-26-1952	a	L	56- 69
2-20-1952	h	L	81- 83
1-17-1953	a	L	67- 89
2-16-1953	h	L	79- 81
1-30-1954	h	L	61- 68

SERIES HISTORY VS. ALL OPPONENTS

2-22-1954		a	L	57- 69
1-29-1955		a	L	58- 79
2-21-1955	18/nr	h	W	83- 77
1-28-1956		h	W	73- 72
2-20-1956		a	L	74- 76
1-26-1957		a	W	84- 77
2-19-1957		h	W	87- 85
1-25-1958		h	W	82- 79
2-18-1958		a	L	65- 84
1-24-1959		a	L	71- 84
2-17-1959		h10	W	59- 49
1-23-1960	6/6	h10	W	74- 69
2-16-1960	6/8	a	L	56- 57
1-28-1961		a	L	60- 65
2-21-1961		h10	W	60- 59
1-27-1962 (ot)		a	W	66- 65
2-20-1962		h10	W	67- 50
1-26-1963	7/6	h10	W	73- 69
2-19-1963	nr/10	a	W	72- 60
1-27-1964		a	L	63- 83
2-18-1964	nr/17	h10	W	47- 45
12-7-1964		h10	L	52- 66
1-23-1965	nr/13	a	L	48- 55
1-22-1966	nr/20	a	L	48- 83
2-28-1966		h10	L	47- 58
2-1-1967	nr/13	a	L	48- 59
2-20-1968 (2ot)	nr/11	h10	L	69- 71
12-17-1968		a	L	59- 72
12-15-2002	*h13		L	69- 70
2-7-2004	15/16	a	W	77- 62
11-16-2015		h15	W	69- 67
12-3-2016		a	L	58- 81
12-3-2017		h15	L	70- 77
11-13-2018	5/6	a	L	53- 66

*n1-SEC Tournament (City Auditorium, Atlanta, Ga.); n1-SEC Tournament (Knoxville, Tenn.); n3-SEC Tournament (Louisville, Ky.); *h12-Chick-fil-A Peach Bowl Classic for Kids (Philips Arena, Atlanta, Ga.)*

Tennessee State (4-0)

Home: 3-0, Away: 1-0, Neutral: 0-0

12-6-2003	13/15	h10	W	94- 43
12-10-2005		h10	W	82- 72
11-11-2007		a	W	99- 85
12-30-2008		h10	W	63- 58

Tennessee Tech (3-0)

Home: 3-0, Away: 0-0, Neutral: 0-0

12-14-1978		h10	W	108- 63
11-30-1984	18/nr	h10	W	96- 78
12-27-2007		h10	W	83- 63
11-11-2016		h15	!	70- 55

Texas (2-2)

Home: 0-0, Away: 0-0, Neutral: 2-2

12-29-1947		n1	L	45- 54
12-26-1985	7/6	n2	W	90- 55
3-17-1989		n3	L	70- 76
11-27-1991	18/18 ....24/nr	n4	W	120- 07

n1-All-College Tournament (Oklahoma City, Okla.); n2-Cotton States Classic (The Omni, Atlanta, Ga.); n3-NCAA Midwest Regional first round (Reunion Arena, Dallas, Texas); n4-Preseason NIT semifinals (Madison Square Garden, New York, N.Y.)

Texas A&M (2-0)

Home: 1-0, Away: 0-0, Neutral: 1-0

12-15-1956		h10	W	76- 69
12-27-1985	7/7	n1	W	83- 58

n1-Gator Bowl Tournament (Jacksonville, Fla.)

TCU (2-0)

Home: 2-0, Away: 0-0, Neutral: 0-0

12-1-1965		h10	W	112- 87
12-21-1967		h10	W	70- 67
3-30-2017		n1	!	56- 88

n1-Post-season NIT championship game (Madison Square Garden, New York, N.Y.), later vacated by the NCAA Committee on Infractions

Texas-El Paso (1-2)

Home: 0-0, Away: 0-2, Neutral: 1-0

12-20-1968		a1	L	71- 75
12-18-1981		a1	L	44- 73
11-26-2010		n1	W	71- 61

Formerly Texas Western. a1-Sun Bowl Tournament (Special Events Center, El Paso, Texas); n1-Legends Classic (Boardwalk Hall, Atlantic City, N.J.)

Texas-Rio Grande Valley (2-1)

Home: 2-1, Away: 0-0, Neutral: 0-0

1-28-1975*		h10	L	73- 80
11-22-2017		h15	W	78- 68
11-21-2018		h15	W	72- 44

**known as Texas-Pan American*

Texas Tech (3-3)

Home: 0-1, Away: 1-1, Neutral: 2-1

12-29-1956		n1	W	79- 66
12-14-1957 (ot)		h10	L	64- 67
12-22-1959	8/8	a	W	63- 60
12-30-1964		n2	L	90- 95
3-26-2003		a1	L	72- 80
11-28-2003	25/v	n3	W	85- 65

n1-All-College Tournament (Oklahoma City, Okla.); n2-Sugar Bowl Tournament (New Orleans, La.); a1-NIT quarterfinals (Lubbock, Texas); n3-Preseason NIT championship game (Madison Square Garden, New York, N.Y.)

The Citadel (6-0)

Home: 4-0, Away: 2-0, Neutral: 0-0

12-26-1928		a	W	41- 35
2-21-1976		h10	W	58- 56
1-22-1977		a	W	63- 59
2-15-1977		h10	W	90- 64
11-20-1998		h10	W	73- 50
12-22-2012		h15	W	73- 41

Troy (4-2)

Home: 4-2, Away: 0-0, Neutral: 0-0

11-30-1977		h10	W	84- 69
1-13-1979		h10	W	78- 54
1-12-1980		h10	L	49- 64
2-11-1981		h10	L	50- 54
12-17-2002		h10	W	88- 66
12-28-2006		h10	W	85- 55

Formerly Troy State

Tulane (37-33)

Home: 22-10, Away: 9-22, Neutral: 6-1

1-16-1909		h10	L	15- 29
1-4-1926		a	L	18- 33
1-11-1926		h10	W	31- 18
2-11-1927		a	W	38- 37
2-28-1930		n1	W	53- 31
2-5-1938		a	L	22- 37
3-4-1938		n2	W	44- 29
1-21-1939 (ot)		h10	W	32- 31
2-3-1940		h10	L	25- 37
1-25-1941		h10	L	20- 37
2-7-1942		a	W	52- 43
2-6-1943		h10	W	60- 36
3-3-1944		n3	L	55- 66
1-29-1945		a	W	47- 38
1-12-1946		a	L	45- 58
2-4-1946		h10	W	59- 52
1-11-1947		h10	W	58- 51
1-31-1947		a	L	45- 47
1-9-1948		a	L	29- 54
2-9-1948		h10	L	55- 59
3-6-1948		n3	W	50- 40
1-7-1949		a	L	52- 73
1-29-1949		h10	L	49- 56
1-7-1950		a	L	62- 64
1-28-1950		h10	W	59- 55
1-6-1951		a	L	45- 49
3-2-1951 (ot)		n3	W	63- 61
1-5-1952		h10	L	58- 73
2-23-1953		a	L	55- 70
2-15-1954		h10	L	57- 59
2-14-1955		a	L	48- 64
2-11-1956		h10	W	79- 77
2-9-1957		a	L	67- 73
2-8-1958	19/nr	h10	W	69- 53
2-7-1959		a	W	77- 67
2-6-1960	6/6	h10	W	74- 55
2-13-1961		a	W	81- 79
2-12-1962 (ot)		h10	W	77- 74
2-8-1963 (ot)	6/6	a	L	69- 77
2-8-1964		h10	W	92- 68
2-17-1966		h10	W	99- 85
1-7-1967		h10	L	91- 99
2-18-1967		a	L	71- 74
1-6-1968		h10	W	100- 81
3-2-1968		a	L	77- 88
2-15-1969		h10	W	90- 79
3-1-1969		a	L	77- 80
1-10-1970		h10	W	78- 72
2-23-1970		a	W	86- 76
1-9-1971		a	W	77- 67
3-1-1971		h10	W	102- 74
1-20-1972		h10	W	94- 78
2-28-1972		a	L	74- 78
12-22-1972		h10	L	68- 69
3-2-1973		a	W	87- 83
1-19-1974		a	L	90- 96
2-20-1974		h10	L	70- 71
2-24-1975		h10	W	74- 69
1-17-1976		a	L	58- 59
3-4-1976		n4	W	74- 68
12-22-1976		a	L	57- 64
1-29-1977		h10	W	89- 62
1-16-1978		a	W	75- 70
2-11-1978		h10	W	63- 58
12-27-1990		n5	W	95- 83
12-23-2001		h10	L	69- 79
1-2-2003		a	L	66- 80
12-3-2011		a	L	52- 57
11-9-2012		h15	W	79- 61
12-5-2015		a	W	76- 68
11-26-2016		h15	!	82- 68

n1-SIC Tournament (City Auditorium, Atlanta, Ga.); n2-SEC Tournament (Baton Rouge, La.); n3-SEC Tournament (Louisville, Ky.); n4-Metro Tournament (Freedom Hall, Louisville, Ky.); n5-Sugar Bowl Tournament (Louisiana Superdome, New Orleans, La.)

Turner Field (1-0)

Home: 1-0, Away: 0-0, Neutral: 0-0

1-8-1942		h9	W	49- 35

Tusculum (0-0)

Home: 0-0, Away: 0-0, Neutral: 0-0

2-7-2017		h15	!	96- 58

UCLA (1-4)

Home: 0-0, Away: 0-2, Neutral: 1-2

12-29-1966	1/1	a1	L	72- 91
12-27-1969	2/2	a1	L	90-121
12-2-2000		n1	W	72- 67
11-22-2006	19/19 ....5/5	n2	L	73- 88
11-10-2017	21/23	n3	L	60- 63

a1-Bruin Classic (Pauley Pavilion, Los Angeles, Calif.); n1-Wooden Classic (Arrowhead Pond, Anaheim, Calif.); n2-EA Sports Maui Invitational (Lahaina Civic Center, Lahaina, Maui, Hawaii); n3-Pac-12 China Game (Baoshan Arena, Shanghai, China)

U.S. Marines (0-1)

Home: 0-0, Away: 0-0, Neutral: 0-1

12-8-1951 (exh)		n1	L	58- 90

n1-Parris Island, S.C.

USA Verich Reps (1-0)

Home: 1-0, Away: 0-0, Neutral: 0-0

11-16-1993 (exh)		h10	W	124-110

Utah State (0-1)

Home: 0-0, Away: 0-0, Neutral: 0-1

12-13-1960	15/12	n1	L	62- 67

n1-Bluegrass Invitational (Freedom Hall, Louisville, Ky.)

Vanderbilt (33-40)

Home: 22-14, Away: 8-26, Neutral: 3-0

2-6-1914		h3	L	55- 41
1-30-1920		h4	L	21- 39
2-27-1920		a	L	3- 32
1-24-1925		h4	L	28- 37
1-15-1926		a	L	23- 27
1-21-1927		h4	W	36- 29
2-10-1928		a	W	41- 31
1-19-1929		a	W	40- 28
2-2-1929		h4	W	38- 15
2-1-1930		h4	W	46- 25
2-7-1930		a	W	41- 37
1-16-1931		h4	W	44- 37
2-5-1931		a	L	32- 45
1-16-1932		h4	W	45- 27
1-18-1933		a	L	27- 38
1-6-1934		h4	L	22- 24
2-9-1934		a	L	30- 38
1-25-1935 (ot)		h4	L	32- 33
2-8-1935		a	L	24- 53
1-18-1936		a	L	23- 42
2-8-1936		h8	L	40- 42
2-28-1936		n1	W	42- 37
1-16-1937		h8	W	39- 27
2-13-1937		a	W	40- 30
1-15-1938		h8	W	59- 25
2-12-1938		a	W	40- 35
3-5-1938		n2	W	50- 18
1-14-1939		h9	W	30- 24
2-11-1939		a	L	42- 49
1-13-1940		h9	W	49- 43
2-10-1940		a	W	57- 39
1-18-1941		h9	W	55- 48
2-15-1941		a	L	41- 54
1-17-1942		h9	L	32- 39
2-14-1942		a	W	35- 27
1-16-1943		h9	W	43- 29
2-13-1943		a	L	28- 52
3-2-1944		n3	W	63- 51
2-10-1951		a	L	47- 65
2-19-1951		h9	L	67- 69
2-2-1952		a	L	67- 92
2-18-1952		h9	L	58- 83
1-10-1953		a	L	60- 72
1-26-1953		h9	W	85- 79
1-11-1954		h9	L	55- 63
1-23-1954	19/nr	a	L	65- 84
1-10-1955		h9	L	69- 71
1-22-1955		a	L	63- 83
1-9-1956	4/nr	h9	L	59- 72
1-21-1956	5/6	a	L	64- 67
1-7-1957	9/11	h10	L	73- 81
1-19-1957	10/10	a	L	74- 93
1-18-1958		h10	W	81- 60
3-1-1958		a	L	59- 60
1-17-1959	nr/19	h10	W	80- 61
2-28-1959		a	W	71- 67
1-16-1960 (ot)	6/6	h10	W	74- 66
2-27-1960	6/8	a	L	57- 62
1-21-1961		h10	L	56- 69
3-4-1961	nr/18	a	L	59- 79
1-20-1962		h10	W	71- 66
3-3-1962		a	L	74- 88
2-13-1963	10/9	h10	W	69- 62
3-2-1963	10/12	a	L	74- 75
2-12-1964 (ot)	7/7	h10	W	75- 71
2-29-1964	nr/13	a	L	89-103
12-18-1993 (ot)	14/14 ....24/24 . *h11		W	86- 77
1-3-2006		h10	W	76- 67
12-9-2006	25/nr	a	L	64- 73
12-1-2007		a	L	79- 92
12-6-2008		h10	W	63- 51
12-21-2013		a	L	63- 76
12-20-2014		h15	W	65- 60

**h11-Kuppenheimer Classic (Georgia Dome, Atlanta, Ga.); n1-SEC Tournament (Knoxville, Tenn.); n2-SEC Tournament (Baton Rouge, La.); n3-SEC Tournament (Louisville, Ky.)*

Villanova (3-1)

Home: 0-0, Away: 0-0, Neutral: 3-1

3-15-1986	6/6	n1	W	66- 61
12-28-1990		n2	W	99- 87
12-3-1991	17/6	n3	W	80- 59
11-27-2015	8/9	n4	L	52- 69

n1-NCAA Southeast Second Round (Assembly Center, Baton Rouge, La.); n2-Sugar Bowl Tournament (Louisiana Superdome, New Orleans, La.); n3-ACC-Big East Challenge (The Omni, Atlanta, Ga.); n4-NIT Season Tip-Off (Barclays Center, Brooklyn, N.Y.)

Virginia (40-45)

Home: 24-15, Away: 11-25, Neutral: 5-5

All Home Games: 24-15
At McCamish Pavilion: 2-4
At Alexander Memorial Coliseum: 21-8
At Georgia Dome: 1-0
At The Omni: 1-3
At Philips Arena: 0-1
In Atlanta: 26-16
All Road Games: 11-25
At John Paul Jones Arena: 1-9
At University Hall: 10-16
As ACC members: 38-44
In the ACC Tournament: 5-5
All Neutral Games: 5-5
Under Whack Hyder: 1-1
Under Dwane Morrison: 1-4
Under Bobby Cremins: 24-20
Under Paul Hewitt: 11-8
Under Brian Gregory: 2-5
Under Josh Pastner: 0-7
Vs. Tony Bennett: 2-15
Longest Winning Streak: 9 games (1990-94)
Longest Losing Streak: 8 games (1981-83)

SERIES HISTORY VS. ALL OPPONENTS

Most Points Scored: 105 on 2-14-1998
Fewest Points Scored: 28 on 1-22-2015
Most Points Allowed: 96 on 3-12-1983
Fewest Points Allowed: 46 on 1-21-1985
Largest Margin of Victory: 27 on 1-19-1991
Largest Margin of Defeat: 41 on 2-16-1981

• Virginia has won 16 of the last 18 meetings to move ahead 45-40 in the all-time series, which dates back to 1947.

• The Cavaliers have won the last eight games in the series, including a 64-62 win in Charlottesville and a 57-49 win in Atlanta during the 2020-21 season.

• Tech is just 1-9 at John Paul Jones Arena and has lost on its last eight trips to Charlottesville.

• The Yellow Jackets were 10-16 against Virginia at University Hall, the Cavaliers' former homecourt, Tech's best winning percentage on any ACC foe's home court.

• Tech is 2-4 against Virginia in McCamish Pavilion after going 21-8 against the Cavaliers in Alexander Memorial Coliseum. Overall, the Yellow Jackets are 24-15 on all home courts and 26-16 in games played in the city of Atlanta.

• Since Tech joined the ACC, the Yellow Jackets are 38-44 against Virginia.

• Tech was 11-8 against Virginia under Paul Hewitt, including wins in all three meetings in Hewitt's first season of 2000-01. Josh Pastner is 0-8 vs. Virginia (including one loss while at Memphis), and Tony Bennett is 15-2 vs. Tech.

• Tech has failed to score 50 points in six of the 17 meetings against Bennett's Virginia teams. Tech's high of 75 came in the very first meeting in 2010.

• Tech and Virginia have played to overtime seven times since the 1983-84 season, including a 72-71 triple-overtime win for Tech in Atlanta on Jan. 23, 1984, and an 88-85 double-overtime triumph for Virginia in Charlottesville on Jan. 22, 1995.

• In the ACC Tournament, Tech has won five of 10 meetings, including a 70-61 Jacket victory in the 1990 final in Charlotte.

All-Time Series Results

12-20-1947		h9	W	51- 48
12-1-1969		h10	W	72- 49
1-16-1971		a1	L	84- 89
12-1-1979	13/13	a1	L	37- 55
2-9-1980	18/nr	h10	W	62- 61
1-17-1981	2/2	a1	L	48- 85
2-16-1981	1/1	h10	L	42- 83
3-5-1981	4/4	n1	L	47- 76
1-16-1982	3/2	h10	L	60- 79
2-15-1982	1/1	a1	L	52- 56
1-17-1983	2/2	h11	L	52- 66
2-14-1983	3/2	a1	L	69- 92
3-12-1983	2/2	n2	L	67- 96
1-23-1984 (3ot)		h10	W	72- 71
2-7-1984	18/nr	a1	L	59- 91
1-21-1985	17/15	h10	W	49- 46
2-16-1985	6/5	a1	L	55- 62
3-8-1985	9/11	n2	W	55- 48
1-4-1986	6/6	a1	W	64- 61
2-15-1986	5/5	h10	W	62- 55
1-22-1987		h11	L	58- 61
2-18-1987		a1	L	58- 60
3-6-1987		n1	L	54- 55
1-23-1988		a1	L	55- 58
2-25-1988	20/16	h10	W	76- 71
2-6-1989		a1	L	71- 78
2-22-1989		h10	W	73- 65
1-21-1990 (ot)	11/11	a1	L	79- 81
2-22-1990	8/6	h10	L	71- 73
3-11-1990	14/13	n3	W	70- 61
1-19-1991	14/15	h10	W	78- 51
2-19-1991	20/19	a1	W	73- 60
1-14-1992	16/14	h10	W	75- 71
2-22-1992		a1	W	52- 49
3-13-1992		n3	W	68- 56
1-23-1993	16/16	7/10	a1	W 75- 71
2-23-1993	22/22	h10	W	73- 61
1-23-1994	17/17	h10	W	74- 70
2-22-1994 (ot)	23/nr	a1	L	72- 73
1-22-1995 (2ot)	22/18	18/19	a1	L 85- 88
2-22-1995	24/22	14/14	h10	L 60- 83
3-10-1995	11/13	n4	L	67- 77
1-20-1996		h10	W	90- 70
2-21-1996	23/22	a1	W	84- 75
1-22-1997		a1	L	64- 68
2-6-1997		h10	W	66- 53
1-15-1998		a1	W	83- 65
2-14-1998		h10	W	105- 86
1-23-1999		a1	W	77- 65
2-25-1999 (ot)		h10	W	74- 68
1-8-2000		a1	L	65- 83
2-9-2000		h10	W	68- 47
1-9-2001	10/11	a1	W	73- 68
2-11-2001	6/9	h10	W	62- 56
3-9-2001	12/12	n5	W	74- 69
1-22-2002	7/7	h10	L	65- 69
2-23-2002	22/15	a1	W	82- 80
2-1-2003		h10	W	80- 60
3-5-2003		a1	W	90- 73
1-15-2004	12/14	h10	W	75- 57
2-14-2004	15/16	a1	L	80- 82
1-8-2005	9/10	h10	W	92- 69
12-4-2005		h10	W	63- 54
2-24-2007	24/v	a2	L	69- 75
1-27-2008 (ot)		a2	W	92- 82
3-3-2008		h10	L	74- 76
3-13-2008		n6	W	94- 76
12-28-2008 (ot)		h10	L	84- 88
1-13-2010	20/18	a2	L	75- 82
1-22-2011		a2	L	64- 72
2-23-2011		h10	L	56- 62
1-19-2012	15/17	h13	L	38- 70
2-3-2013		h15	W	66- 60
2-24-2013		a2	L	54- 82
2-8-2014		h15	L	45- 64
1-22-2015		a2	L	28- 57
1-9-2016	4/4	h15	W	68- 64
3-10-2016	4/4	n7	L	52- 72
1-21-2017	16/16	a2	L	49- 62
1-18-2018	2/2	h15	L	48- 64
2-21-2018	1/2	a2	L	54- 65
2-27-2019	2/2	a2	L	51- 81
1-18-2020		h15	L	58- 63
1-23-2021	13/12	a2	L	62- 64
2-10-2021	9/9	h15	L	49- 57

a1-University Hall; a2-John Paul Jones Arena; n1-ACC Tournament (Capital Centre, Landover, Md.); n2-ACC Tournament (The Omni, Atlanta, Ga.); n3-ACC Tournament (Charlotte [N.C.] Coliseum); n4-ACC Tournament (Greensboro [N.C.] Coliseum); n5-ACC Tournament (Georgia Dome, Atlanta, Ga.); n6-ACC Tournament (Bobcats Arena, Charlotte, N.C.); n7-ACC Tournament (Verizon Center, Washington, D.C.)

Virginia Commonwealth (3-0)

Home: 2-0, Away: 0-0, Neutral: 1-0

12-29-2003	3/3	h10	W	86- 65
11-18-2011		n1	W	73- 60
12-15-2015		h15	W	77- 64
12-7-2016 (ot)		a	!	76- 73

n1-Charleston Classic (TD Arena, Charleston, S.C.)

Virginia Tech (8-20)

Home: 4-8, Away: 2-10, Neutral: 2-2

All Home Games: 4-8
At McCamish Pavilion: 2-4
At Alexander Memorial Coliseum: 2-4
In Atlanta: 5-8
In Blacksburg: 2-10
At Cassell Coliseum: 2-10
As ACC members: 7-16
In the ACC Tournament: 1-1
All Neutral Games: 2-2
Under Whack Hyder: 1-1
Under Dwane Morrison: 0-1
Under Bobby Cremins: 0-1
Under Paul Hewitt: 3-8
Under Brian Gregory: 2-4
Under Josh Pastner: 2-4
Vs. Buzz Williams: 0-6
Vs. Mike Young: 2-0 (4-1 overall)
Longest Winning Streak: 2 games (2013-14, 2020-21)
Longest Losing Streak: 6 games (2011-13, 2015-19)
Most Points Scored: 84 on 2-23-2008
Fewest Points Scored: 15 on 2-14-1921
Most Points Allowed: 102 on 2-13-2011
Fewest Points Allowed: 31 on 2-14-1921
Largest Margin of Victory: 19 on 3-11-2008, 2-4-2020
Largest Margin of Defeat: 25 on 2-13-2011

• Virginia Tech has won 20 of 28 all-time meetings with Georgia Tech, including 16 of 23 as a member of the ACC.

• Georgia Tech has won the last two meetings, however, capturing a 69-53 vicotry in Blacksburg in the teams' only scheduled meeting of the 2020-21 season, The Jackets also took a 76-57 victory in Atlanta in the teams' only scheduled meeting of the 2019-20 season, snapping a six-game losing streak in the series and matching its largest margin of victory in the series.

• Tech has won only twice in 12 trips to Cassell Coliseum, last season's victory and a 64-54 win on Feb. 9, 2013.

• Tech has defeated Virginia Tech only four times in 12 meetings at home since the Hokies joined the ACC, and the Yellow Jackets received extroardinary performances by individuals to win two of those games. On Jan. 19, 2008, reserve guard Matt Causey came off the bench to hit seven threes and pour in 30 points in the Jackets' 81-70 victory. On Jan. 25, 2011, Iman Shumpert recorded the fourth triple-double in Tech history with 22 points, 12 rebounds and 11 assists in the Jackets' 72-57 win.

• The Hokies, led by future NBA star Dell Curry, held off the Jackets and their future All-Americans Mark Price and John Salley, 77-74, in the teams' first meeting, a first-round post-season NIT game, at Cassell Coliseum in 1984.

• The teams have split two ACC Tournament encounters, the Jackets capturing a 73-54 victory in the first round of the 2005 tournament in Washington, D.C., and the Hokies winning a 59-43 decision in the first round in 2011 in Greensboro.

• Georgia Tech's first victory over Virginia Tech occurred on Dec. 27, 1962, a 73-72 overtime triumph at the Gator Bowl Tournament that was part of an 11-0 start for the Yellow Jackets. Tech went on to finish the season 21-5. That remains the only meeting between the two teams when both were ranked in the nation's top 25.

• Both teams were members of the old Metro Conference, but not at the same time. Georgia Tech was a member for three seasons from 1975-76 through 1977-78 before leaving to join the ACC. Virginia Tech joined the league for the 1978-79 season.

All-Time Series Results

2-14-1921		a	L	15- 31
12-20-1957		h10	L	59- 70
12-27-1962 (ot)	nr/18	nr/14	n1	W 73- 72
12-22-1979		n2	L	62- 67
3-10-1984		a1	L	74- 77
1-22-2005	12/15	h10	L	69- 70
3-11-2005		n3	W	73- 54
1-31-2006		a	L	62- 63
1-28-2007		h10	L	65- 73
1-19-2008		h10	W	81- 70
2-23-2008		a	L	84- 92
2-11-2009		a	L	71- 76
3-6-2010		h10	L	82- 88
1-25-2011		h10	W	72- 57
2-13-2011		a	L	77-102
3-10-2011		n4	L	43- 59
2-18-2012 (ot)		a	L	73- 74
1-12-2013 (ot)		h15	L	65- 70
2-9-2013		a	W	64- 54
3-8-2014		h15	W	62- 51
2-9-2015		a	L	63- 65
1-16-2016		h15	L	77- 78
1-18-2017		a	L	61- 62
2-17-2018		h15	L	56- 76
1-9-2019	9/7	h15	L	49- 52
2-13-2019	22/16	a	L	68- 76
2-4-2020		h15	W	76- 57
2-23-2021	16/15	a	W	69- 53

n1-Gator Bowl Tournament (Jacksonville, Fla.); n2-Roanoke Times & World News Holiday Classic (Roanoke [Va.] Civic Center); n3-ACC Tournament (MCI Center, Washington, D.C.); n4-ACC Tournament (Greensboro Coliseum, Greensboro, N.C.); a1-NIT fi rst round

VMI (6-2)

Home: 5-0, Away: 0-2, Neutral: 1-0

2-12-1921		a	L	16- 53
1-18-1965		h10	W	82- 71
1-15-1966		h10	W	86- 73
1-30-1968		h10	W	90- 70
2-5-1969		n1	W	87- 74
12-8-1975		a	L	53- 68
2-2-1976		h10	W	66- 56
1-2-1993	14/13	h10	W	78- 52

n1 – Salem, Va.

Wake Forest (46-40)

Home: 31-9, Away: 14-27, Neutral: 1-4

All Home Games: 31-9
At McCamish Pavilion: 6-0
At Alexander Memorial Coliseum: 24-9
At Philips Arena: 1-0
All Road Games: 14-27
At Joel Coliseum: 10-20
At Winston-Salem: 11-23
At Greensboro (regular season): 2-3
At Greensboro (all games): 2-4
As ACC members: 45-38
In the ACC Tournament: 0-4
All Neutral Games: 1-4
Under Whack Hyder: 0-2
Under Dwane Morrison: 0-4
Under Bobby Cremins: 22-18
Under Paul Hewitt: 12-12
Under Brian Gregory: 6-2
Under Josh Pastner: 5-2
Vs. Danny Manning: 5-3
Vs. Steve Forbes: 2-1 (2-0 while at Wake Forest)
Longest Winning Streak: 12 games (1985-91)
Longest Losing Streak: 9 games (1965-83)
Most Points Scored: 112 on 3-8-2007
Fewest Points Scored: 38 on 2-6-1982
Most Points Allowed: 114 on 3-8-2007
Fewest Points Allowed: 39 on 1-19-2011
Largest Margin of Victory: 35 on 1-19-2011
Largest Margin of Defeat: 30 on 2-7-1981

• Georgia Tech has a 46-40 lead in the all-time series and a 45-38 lead in games played since it became a member of the ACC.

• Tech has won 11 of the last 14 meetings between the two teams, capturing the last five meetings in the series, including a season sweep of the teams' two regular-season meetings during the 2020-21 season, 70-54 in Atlanta and 75-63 in Winston-Salem.

• Tech has won its last 14 games against Wake Forest at home, dating back to an 80-76 Demon Deacon win on Feb. 22, 2004 when both teams were ranked in the top 20. The Jackets won the last seven meetings in Alexander Memorial Coliseum, a 69-62 decision at Philips Arena during the 2011-12 season, and all six meetings so far at McCamish Pavilion.

• Tech was 24-9 against Wake Forest in games played at Alexander Memorial Coliseum, and is 31-9 against the Demon Deacons in Atlanta.

• Tech made a sweep of the season series in 2010-11, setting school records in each game for margin of victory in an ACC game (74-39 at home on Jan. 19) and for margin of victory in an ACC road game (80-54 on Mar. 3, broken in 2021). The Jackets also swept the Demon Deacons in 2012-13.

• Tech has won its last two games at the Joel Coliseum, and has one of its better records in an opponent's building at 10-20. Tech's 2020 win snapped a three-game losing streak in the building. Tech is 14-27 against Wake Forest on the road, including a 2-3 mark in regular-season games played in Greensboro and a 2-4 mark in games played in Winston-Salem prior to the opening of Joel Coliseum.

• Tech is 43-29 against Wake Forest since 1985, including 12 straight victories from 1985-91.

• Tech is 5-2 against Wake Forest under Josh Pastner. Demon Deacons' coach Steve Forbes is 1-2 against the Jackets, having led his East Tennessee State team to a 69-68 victory over the Jackets in Atlanta during his first season with the Buccaneers on Nov. 15, 2015.

• Wake Forest has won all four of its meetings with Georgia Tech in the ACC Tournament, including a 75-74 triumph in the 1996 championship game in Greensboro. Wake Forest took the 2007 first round meeting, winning 114-112 in double-overtime, the highest-scoring game in ACC Tournament history and the highest-scoring game for Tech involving an ACC opponent in its history.

All-Time Series Results

12-29-1949		n1	W	64- 57
1-12-1965		h10	L	78- 97
1-8-1966		a1	L	80- 96
1-26-1980		h10	L	59- 67
2-16-1980		a1	L	48- 49
1-3-1981	8/8	a1	L	61- 87
2-7-1981	8/8	h10	L	56- 86
1-2-1982	nr/20	h10	L	56- 74
2-6-1982	13/16	a2	L	38- 53
1-8-1983		a2	L	53- 60
2-12-1983		h10	W	70- 69
1-7-1984	8/9	h10	W	68- 66
2-2-1984 (ot)	18/nr	15/15	a1	L 74- 78
1-5-1985	8/7	a2	L	54- 68
2-10-1985	10/7	h10	W	94- 75
1-8-1986	5/5	h10	W	72- 58
2-19-1986	5/5	a1	W	59- 49
1-3-1987 (ot)	18/nr	a1	W	65- 59
2-7-1987		h10	W	83- 69
1-10-1988		h10	W	78- 66
2-13-1988		a2	W	78- 75
1-7-1989	19/16	a2	W	84- 75
2-11-1989		h10	W	75- 70
1-6-1990	12/12	a	W	91- 79
2-7-1990	16/15	h10	W	79- 70
1-6-1991	24/nr	h10	W	101- 91
2-9-1991		a	L	74- 86
1-18-1992	16/14	nr/24	a	L 72- 86
2-27-1992		h10	W	80- 61
1-21-1993	16/16	h10	L	58- 81
2-20-1993	10/11	a	W	69- 58
1-19-1994	17/17	a	L	63- 67
2-19-1994	25/nr	h10	W	71- 69
3-11-1994		n2	L	49- 74
1-17-1995	22/18	15/16	h10	W 67- 65
2-18-1995	20/17	14/14	a	L 62- 73
1-17-1996	6/6	a	L	63- 66
2-17-1996	8/9	h10	W	64- 63
3-10-1996	18/18	12/10	n3	L 74- 75
1-8-1997	2/2	h10	L	63- 73

HISTORY

SERIES HISTORY VS. ALL OPPONENTS

2-25-1997	5/5	a	L	55- 71
1-10-1998		h10	W	70- 63
2-11-1998		a	W	77- 76
1-16-1999		h10	W	75- 61
2-16-1999		a	L	58- 67
1-27-2000		h10	L	46- 60
2-27-2000		a	L	64- 76
1-13-2001 (ot)	6/6	h10	W	95- 89
2-14-2001	23/15	a	L	65- 81
1-26-2002	21/16	a	L	74- 87
2-27-2002	24/22	h10	W	90- 77
3-8-2002		n2	L	83- 92
1-19-2003		a	L	66- 73
2-20-2003		h10	L	67- 75
1-20-2004	11/13	10/7	a	73- 66
2-22-2004	18/16	15/15	h10	76- 80
1-27-2005 (ot)	22/21	5/5	h10	102-101
3-2-2005	4/4	a	L	91- 98
1-18-2006		a	L	71- 86
2-25-2006		h10	W	76- 61
1-30-2007		a	L	75- 85
2-21-2007		h10	W	75- 61
3-8-2007 (2ot)		n4	L	112-114
2-6-2008		a	W	89- 83
3-1-2008 (ot)		h10	W	87- 79
1-31-2009	6/4	h10	W	76- 74
2-18-2009	8/8	a	L	69- 87
1-28-2010	22/22	h10	W	79- 58
2-13-2010	20/20	a	L	64- 75
1-19-2011		h10	W	74- 39
3-3-2011		a	W	80- 54
2-15-2012		a	L	50- 59
3-3-2012		h13	W	69- 62
1-26-2013		h15	W	82- 62
2-16-2013		a	W	57- 56
2-1-2014		a	W	79- 70
1-10-2015		a	L	69- 76
2-7-2015		h15	W	73- 59
2-10-2016		h15	W	71- 66
2-4-2017		a	L	69- 81
2-14-2018		a	L	62- 79
3-3-2018		h15	W	64- 56
1-5-2019		h15	W	92- 79
2-19-2020		a	W	86- 79
1-3-2021		h15	W	70- 54
3-5-2021		a	W	75- 63

n1-Dixie Classic (Reynolds Coliseum, Raleigh, N.C.); n2-ACC Tournament (Charlotte [N.C.] Coliseum); n3-ACC Tournament (Greensboro [N.C.] Coliseum); a1-Winston-Salem, N.C., Coliseum; n4-ACC Tournament (St. Pete Times Forum, Tampa, Fla.); a2-Greensboro [N.C.] Coliseum

Washington (2-1)

Home: 0-0, Away: 0-0, Neutral: 2-1

12-27-1984	10/13	11/12	n1	W 65- 58
11-29-1998		16/16	n2	L 60- 76
11-26-1999			n3	W 82- 65

n1-Rainbow Classic (Special Events Center, Honolulu, Hawaii); n2-Big Island Invitational (Afook-Chinen Civic Auditorium, Hilo, Hawaii); n3-Great Alaska Shootout (Sullivan Arena, Anchorage, Alaska)

West Chester State (1-0)

Home: 1-0, Away: 0-0, Neutral: 0-0

12-16-1981	h10	W	89- 60

West Virginia (2-1)

Home: 0-0, Away: 0-1, Neutral: 2-0

12-31-1949	n1	W	63- 48
2-7-1968	a	L	75- 79
11-28-1998	n2	W	58- 53

n1-Dixie Classic (Reynolds Coliseum, Raleigh, N.C.); n2-Big Island Invitational (Afook-Chinen Civic Auditorium, Hilo, Hawaii)

West Virginia Tech (1-0)

Home: 1-0, Away: 0-0, Neutral: 0-0

2-21-1980	h10	W	67- 52

Western Carolina (6-1)

Home: 5-1, Away: 1-0, Neutral: 0-0

1-11-1979	a	W	72- 50
2-1-1979	h10	W	100- 75
1-9-1980	h10	W	70- 60
11-28-1980	h10	L	77- 88
12-2-1993	16/17	h10	W 77- 55
12-1-1994	20/19	h10	W 89- 63
1-13-1996	h11	W	91- 78

Westminster (1-0)

Home: 0-0, Away: 0-0, Neutral: 1-0

12-29-1955	n1	W	65- 56

n1-Queen City Tournament (Buffalo, N.Y.)

William & Mary (6-1)

Home: 5-0, Away: 0-1, Neutral: 1-0

12-6-1961	h10	W	72- 56
2-4-1963	6/6	h10	W 50- 49
12-21-1964	h10	W	91- 73
12-22-1965	h10	W	92- 73
12-20-1971	h10	W	83- 71
12-18-1972	a	L	60- 63
12-29-1987	n1	W	90- 59

n1-Cotton States Classic (The Omni, Atlanta, Ga.)

Winthrop (1-1)

Home: 1-0, Away: 0-0, Neutral: 0-1

11-24-1997	h10	W	95- 65
11-18-2007	n1	L	73- 79

n1-Paradise Jam (St. Thomas, U.S. Virgin Islands)

Winston-Salem State (3-0)

Home: 3-0, Away: 0-0, Neutral: 0-0

1-3-2007	h10	W	97- 46
11-14-2008	h10	W	92- 47
12-29-2009	v/20	h10	W 78- 43

Wisconsin (1-1)

Home: 1-0, Away: 0-0, Neutral: 0-1

12-28-1963	n1	L	84-104
11-28-2001	h1	W	62- 61

h1-ACC-Big Ten Challenge (AMC); n1-Milwaukee Classic (Milwaukee, Wis.)

Wisconsin-LaCrosse (1-0)

Home: 1-0, Away: 0-0, Neutral: 0-0

1-4-1974	h10	W	73- 69

Wittenberg (0-1)

Home: 0-0, Away: 0-1, Neutral: 0-0

12-27-1926	a	L	37- 40

Wofford (13-3)

Home: 13-2, Away: 0-1, Neutral: 0-0

1-14-1921	h10	L	18- 20
2-10-1968	h10	W	97- 67
1-17-1975	h10	W	75- 74
1-31-1977	h10	W	81- 37
12-17-1979	h10	W	84- 64
12-20-1980	h10	L	44- 49
11-29-1982	h10	W	116- 72
1-19-1984	h10	W	78- 44
11-22-1996	h10	W	74- 49
1-3-1998	h10	W	90- 58
12-16-1998	h10	W	76- 63
12-22-1999	h10	W	80- 70
11-17-2000	h10	W	92- 49
12-21-2001	h10	W	79- 70
12-1-2015	h15	W	77- 61
12-22-2016	h15	!	76- 72
12-6-2017	a	L	60- 63

Wright State (0-1)

Home: 0-1, Away: 0-0, Neutral: 0-0

12-22-2017	h10	L	81- 85

Wyoming (1-0)

Home: 1-0, Away: 0-0, Neutral: 0-0

12-22-1958	h10	W	110- 78

Xavier (0-2)

Home: 0-0, Away: 0-1, Neutral: 0-1

2-16-1935	a	L	19- 38
1-2-1956	n1	L	67- 92

n1-Queen City Tournament (Buffalo, N.Y.)

Yale (1-2)

Home: 0-1, Away: 0-0, Neutral: 0-1

1-2-1968	h10	L	78- 79
12-28-1973	n1	L	95-101
1-6-2018	h15	W	76- 60

n1-Old Dominion Invitational (The Scope, Norfolk, Va.)

BIGGEST POINT DIFFERENTIAL SWINGS

Denotes biggest point swings in back-to-back meetings within the same season

Margin	Opponent	First Game	Second Game
39	Virginia	1-8-2000 (L 65-83)	2-9-2000 (W 68-47)
36	Clemson	2-5-1992 (L 78-95)	3-8-1992 (W 101-82)
34	Wake Forest	1-21-1993 (L 58-81)	2-20-1993 (W 69-58)
33	Wake Forest	1-5-1985 (L 54-68)	2-10-1985 (W 94-75)
33	Wake Forest	1-18-1992 (L 72-86)	2-27-1992 (W 80-61)
32	Clemson	1-5-1967 (L 55-76)	1-24-1967 (W 88-77)
31	Clemson	1-5-2002 (L 76-83)	2-6-2002 (W 74-50)
30	Clemson	2-2-1994 (L 69-88)	3-5-1994 (W 90-79)
30	Wake Forest	1-18-2006 (L 71-86)	2-25-2006 (W 76-61)
28	Clemson	2-2-2000 (L 58-70)	3-4-2000 (W 85-69)
27	NC State	1-16-2001 (L 60-72)	2-17-2001 (W 69-54)
26	North Carolina	1-11-2004 (L 88-103)	2-10-2004 (W 88-77)
26	Wake Forest	1-26-2002 (L 74-87)	2-27-2002 (W 90-77)
25	North Carolina	1-12-2005 (L 69-91)	3-12-2005 (W 78-75)
24	Florida State	12-15-2020 (L 61-74)	1-30-2021 (W 76-65)

Young Harris (1-0)

Home: 1-0, Away: 0-0, Neutral: 0-0

11-1-2013 (exh)	h10	W	90- 53

Youngstown State (1-0)

Home: 1-0, Away: 0-0, Neutral: 0-0

12-29-1992	14/13	h10	W 105- 85

Yugoslavian National Team (1-0)

Home: 1-0, Away: 0-0, Neutral: 0-0

11-13-1988 (exh)	h10	W	77- 74

MISCELLANEOUS HISTORY

Winning Streaks

Overall: 15 games, 12-2-1985 (at St. Louis) through 1-21-2986 (Duke). Ended by North Carolina (1-25-2986)

Start of Season: 12 games, 11-18-2003 (Louisiana-Lafayatte) through 12-29-2003 (VCU). Ended by Georgia (1-3-2004)

Home: 16 games, 2-23-1963 (Georgia) through 2-18-1964 (Tennessee). Ended by Auburn (12-1-1964).

Away: 5 games, 2-7-1959 (Tulane) through 12-10-1959 (South Carolina); 12-3-1962 (Furman) through 1-12-1963 (Mississippi); 2-23-1970 (Tulane) through 1-9-1971 (Tulane); 12-2-1985 (St. Louis) through 1-18-1986 (Clemson).

ACC: 9 games, 2-27-1985 (North Carolina) through 1-21-1986 (Duke). Ended by North Carolina (1-25-1986).

ACC Home: 11 games, 1-25-2020 (NC State) through 2-6-2021 (Notre Dame). Ended by Virginia (2-10-2021).

ACC at home: 8 games, 2-6-1985 (Duke) through 3-2-1986 (Clemson); 2-19-1994 (Wake Forest) through 2-4-1995 (Maryland).

ACC Away: 3 games, 1-23-1985 (Clemson) through 2-2-1985 (Maryland); 2-10-1996 (North Carolina) through 2-28-1996 (Florida State); 2-19-2004 (Maryland) through 3-3-2004 (Duke); 1-23-2008 (NC State) through 2-6-2008 (Wake Forest)

Record by Decade

Period	+Yrs	Games	Won	Lost	Pct.
1900-09	2	10	3	7	.300
1910-19	2	16	8	8	.500
1920-29	10	186	92	94	.495
1930-39	10	175	96	79	.549
1940-49	10	197	104	93	.528
1950-59	10	248	110	138	.444
1960-69	10	259	151	108	.583
1970-79	10	270	132	138	.489
1980-89	10	298	165	133	.554
1990-99	10	316	188	128	.595
2000-09	10	315	167	148	.530
2010-19	10	330	!160	!170	.485
2020-29	2	57	34	23	.596
All-time	106	2,677	!1,410	!1,267	.527

+Actual number of seasons played during decade.

!On-court record - 22 wins and 1 loss were vacated by NCAA Committee on Infractions

Tech's Most Frequent Non-ACC Foes

(20 or more meetings)

Alabama*	28-41
Auburn*	61-53
Florida*	26-20
Georgia*	105-91
Kentucky*	16-57
Louisville (pre-ACC)	13-15
Maryland+	36-40
Mercer	28-18
Mississippi State*	16-13
South Carolina	25-18
Tennessee*	28-45
Tulane*	!37-33
Vanderbilt*	34-39

**denotes SEC member while Tech was also a member (1932-64)*

+denotes ACC member while Tech was also a member (1979-2014)

Georgia Tech in Overtime

All Overtime Games: !65-61 **Double OT Games: 6-11** **Four OT Games: 0-1**

Single OT Games: !55-49 **Triple OT Games: 4-0**

3-17-06	Georgia	W, 13-11
2-8-22	Agoga Class	L, 25-26
1-13-25	@Ft. McPherson (2 ot)	W, 28-26
1-8-27	Auburn	W, 22-20
1-15-27	@Georgia	W, 36-35
1-1-31	@Manhattan	L, 26-32
1-25-35	Vanderbilt	L, 32-33
2-23-35	@Georgia	W, 49-39
1-21-39	Tulane	W, 32-31
2-4-39	@Florida	L, 29-33
2-21-40	@Auburn	L, 38-39
12-29-40	@South Carolina	L, 39-40
1-22-41	@Clemson	L, 49-52
2-21-45	Atlanta NAS	W, 51-47
1-26-49	Georgia	L, 60-74
2-15-50	@Georgia	L, 72-73
2-24-51	Pennsylvania	L, 77-83
3-1-51	Tulane	W, 63-61
1-24-53	@South Carolina	L, 66-70
12-28-54	Idaho State	W, 72-69
2-12-55	@Louisiana State	W, 79-72
2-19-55	@South Carolina	W, 87-84
2-26-55	Georgia (2 ot)	L, 66-67
2-7-56	@Auburn	L, 74-77
2-16-56	@Georgia	W, 72-68
2-4-57	Auburn	W, 76-67
12-14-57	Texas Tech	L, 64-67
12-19-57	Georgia	L, 68-69
2-1-58	@Alabama (2 ot)	L, 72-74
2-24-58	@Florida	W, 62-61
2-14-59	Oklahoma City (3 ot)	W, 71-65
1-16-60	Vanderbilt	W, 74-66
1-11-61	@Georgia	W, 89-80
1-16-61	@Mississippi St.	L, 61-62
1-24-61	@Auburn	W, 48-43
1-2-62	Navy	L, 62-64
1-27-62	@Tennessee	W, 66-65
2-12-62	Tulane	W, 77-74
2-26-62	@Florida	L, 75-82
12-3-62	@Furman	W, 80-79
12-27-62	Virginia Tech	W, 73-72
1-5-63	@Kentucky (2 ot)	W, 86-85
1-12-63	@Mississippi	W, 73-71
2-8-63	@Tulane	L, 69-77
2-23-63	Georgia	W, 66-58
12-16-63	@Rice	L, 89-74
2-12-64	Vanderbilt	W, 75-71
2-15-64	Florida State	W, 77-73
12-21-66	Auburn	W, 78-76
1-10-67	@Furman	L, 68-69
2-20-68	Tennessee (2 ot)	L, 69-71
3-25-71	St. Bonaventure (2 ot) +	W, 76-71
1-6-73	Hawaii	W, 85-83
2-5-73	Florida	L, 85-87
3-7-74	@Georgia	W, 97-95
12-28-74	St. Bonaventure	W, 70-61
1-24-75	Presbyterian	W, 89-84
2-3-75	Samford	W, 78-75
2-16-79	@Memphis State (2 ot)	W, 89-84
2-27-79	East Carolina	L, 64-66
2-28-80	Maryland	L, 49-51
1-23-84	Virginia (3 ot)	W, 72-71
2-2-84	@Wake Forest	L, 74-78
2-4-84	Maryland (2 ot)	W, 71-70
2-4-86	North Carolina	L, 77-78
11-29-86	Richmond	L, 62-67
12-20-86	Boston College	W, 65-62
1-3-87	@Wake Forest	W, 65-59
3-5-88	@Clemson (2 ot)	L, 94-97
1-22-89	@Illinois (2 ot)	L, 92-103
3-4-89	@Clemson	L, 79-81
1-21-90	@Virginia	L, 79-81
2-17-90	@NC State (2 ot)	W, 95-92
2-24-90	@Notre Dame	W, 88-80
3-23-90	Michigan State#	W, 81-80
12-5-90	St. John's	L, 72-73
12-19-90	Georgia (3 ot)	W, 112-105
2-5-92	@Clemson	L, 78-95
2-29-92	NC State	W, 98-88
3-27-92	Memphis State#	L, 79-83
12-18-93	Vanderbilt	W, 86-77
2-22-94	@Virginia	L, 72-73
1-22-95	@Virginia (2 ot)	L, 85-88
2-7-96	Duke	W, 73-71
2-10-96	@North Carolina	W, 92-83
2-25-96	NC State	W, 92-83
12-4-97	NC State	L, 69-71
2-8-98	North Carolina (2 ot)	L, 100-107
3-16-98	Georgetown+	W, 80-79
11-27-98	West Virginia	W, 65-62
12-5-98	Appalachian State	W, 74-72
12-13-98	Georgia	W, 84-79
2-11-99	@Florida State (3 ot)	W, 111-108
2-25-99	Virginia	W, 74-68
12-11-99	Stanford	L, 61-64
3-1-00	@North Carolina	L, 72-74
1-13-01	Wake Forest	W, 95-89
1-3-04	@Georgia (2 ot)	L, 80-83
3-1-04	Kansas#	W, 79-71
1-1-05	Kansas	L, 68-70
1-27-05	Wake Forest	W, 102-101
2-18-06	@Maryland	L, 84-87
3-8-07	Wake Forest (2 ot)*	L, 112-114
1-27-08	@Virginia	W, 92-82
3-1-08	Wake Forest	W, 87-79
11-22-08	@Mercer	W, 82-76
12-28-08	Virginia	L, 84-88
1-17-09	@NC State	L, 71-76
1-20-09	Boston College	L, 76-80
11-20-09	Florida State	L, 59-66
1-2-11	Charlotte (2 ot)	L, 83-86
2-18-12	Virginia Tech	L, 73-74
1-12-13	Virginia Tech	L, 65-70
1-26-14	@NC State	L, 78-80
3-12-14	Boston College*	W, 73-70
3-13-14	Clemson*	L, 65-69
1-3-15	@Notre Dame (2 ot)	L, 76-83
1-31-15	NC State	L, 80-81
2-28-15	@Clemson	L, 63-70
3-9-16	Clemson*	W, 88-85
12-7-16	@VCU	!, 76-73
2-4-18	@Boston College	L, 72-80
3-3-18	Boston College	W, 81-78
11-5-19	@NC State	W, 82-81
11-25-19	Arkansas	L, 61-62
11-25-20	Georgia State (4 ot)	L, 120-123
3-2-21	Duke	W, 81-77

Georgia Tech's longest stretch of regulation games without an overtime is 103, from Feb. 7, 1975 vs. NC State through Jan. 13, 1979 vs. Troy State, inclusive.

!Win vacated by NCAA Committee on Infractions

Most overtime games in one season: 6 in 1962-63

NCAA Tournament + NIT

HISTORY

MISCELLANEOUS HISTORY

Tech at Off-Campus Atlanta Venues

State Farm Arena

12/1/1999	Michigan[2]	L, 77-80
12/11/1999	Stanford[1] (ot)	L, 61-64 (ot)
12/9/2000	Kentucky[1]	W, 86-84
12/16/2001	Syracuse[1]	W, 96-80
12/15/2002	Tennessee[1]	L, 69-70
12/13/2003	Saint Louis[1]	W, 75-62
12/11/2004	Air Force[1]	W, 64-42
11/29/2011	Northwestern	L, 60-76
1/3/2012	Alabama	L, 48-73
1/7/2012	Duke	L, 74-81
1/19/2012	Virginia	L, 38-70
1/24/2012	Miami	L, 49-64
2/4/2012	Boston College	W, 51-47
2/9/2012	NC State	L, 52-61
2/21/2012	Clemson	L, 37-56
2/25/2012	Maryland	W, 63-61
3/3/2012	Boston College	W, 69-62
3/8/2012	Miami[4]	L, 36-54
12/6/2020	Kentucky	W, 79-62

Gwinnett Arena (now Gas South Arena)

11/11/2011	Florida A&M	W, 92-59
11/14/2011	Delaware State	W, 70-52
11/23/2011	Siena	W, 72-44
12/19/2011	Alabama A&M	W, 65-54
12/22/2011	Mercer	L, 59-66

Georgia Dome

12/19/1992	Louisville[1]	W, 87-85
12/18/1993	Vanderbilt[1]	W, 86-77
12/17/1994	Louisville[1]	L, 72-77
11/15/1995	Manhattan[3]	W, 87-67
11/17/1995	Oklahoma[3]	W, 83-72
12/16/1995	Louisville[1]	W, 88-77
12/21/1996	Kentucky[1]	L, 59-88
12/20/1997	Louisville[1]	W, 94-86
12/13/1998	Kentucky[1]	L, 39-80
3/9/2001	Virginia[4]	W, 74-69
3/10/2001	North Carolina[4]	L, 63-70
2/11/2007	Connecticut	W, 65-52
3/12/2009	Clemson[4]	W, 86-81
3/13/2009	Florida State[4]	L, 62-64

[1]Chick-fil-A Classic for Kids; [2]ACC-Big Ten Challenge; [3]Pre-Season NIT; [4]ACC Tournament

Tech at Non-Power 5 Venues Since 2000

Date	Opponent	Conference	Result
12/25/2019	Hawai'i	Big West	W, 70-53
12/6/2017	Wofford	SoCon	L, 60-63
12/7/2016	VCU	A-10	!, 76-73 (ot)
12/5/2015	Tulane	C-USA	W, 76-68
12/23/2014	Dayton	A-10	L, 61-75
12/29/2013	Charlotte	A-10	W, 58-55
12/29/2011	Fordham	A-10	L, 66-72
12/10/2011	Savannah State	MEAC	W, 65-45
12/3/2011	Tulane	C-USA	L, 52-57
12/22/2010	Siena	MAAC	L, 57-62
11/15/2010	Kennesaw State	A-Sun	L, 63-80
1/2/2010	Charlotte	A-10	W, 76-67
12/14/2009	Chattanooga	SoCon	W, 95-64
11/22/2008	Mercer	A-Sun	W, 82-76 (ot)
11/11/2007	Tennessee State	OVC	W, 99-85
1/10/2006	Centenary	Summit	W, 85-69
12/28/2005	Air Force	Mt. West	L, 46-54
11/22/2004	Illinois-Chicago	Horizon	W, 60-59
11/23/2003	Cornell	Ivy	W, 90-69
1/2/2003	Tulane	C-USA	L, 66-80
2/16/2002	Saint Louis	C-USA	W, 60-40

!Win(s) vacated by NCAA Committee on Infractions

Georgia Tech Year-by-Year vs. ACC Opponents (Regular Season)

Year	ACC	BC	CL	DU	FS	UL	MD	UM	NC	ST	ND	UP	SU	VA	VT	WF
1979-80	1-13	-	0-2	0-2	-	-	0-2	-	0-2	0-2	-	-	-	1-1	-	0-2
1980-81	0-14	-	0-2	0-2	-	-	0-2	-	0-2	0-2	-	-	-	0-2	-	0-2
1981-82	3-11	-	0-2	1-1	-	-	2-0	-	0-2	0-2	-	-	-	0-2	-	0-2
1982-83	4-10	-	1-1	1-1	-	-	1-1	-	0-2	0-2	-	-	-	0-2	-	1-1
1983-84	6-8	-	1-1	1-2	-	-	1-1	-	0-2	1-1	-	-	-	1-1	-	1-1
1984-85	9-5	-	1-1	1-1	-	-	2-0	-	2-0	1-1	-	-	-	1-1	-	1-1
1985-86	11-3	-	2-0	1-1	-	-	2-0	-	0-2	2-0	-	-	-	2-0	-	2-0
1986-87	7-7	-	0-2	2-0	-	-	2-0	-	0-2	1-1	-	-	-	0-2	-	2-0
1987-88	8-6	-	1-1	1-1	-	-	2-0	-	0-2	1-1	-	-	-	1-1	-	2-0
1988-89	8-6	-	1-1	1-1	-	-	2-0	-	1-1	0-2	-	-	-	1-1	-	2-0
1989-90	8-6	-	1-1	1-2	-	-	2-0	-	1-1	2-0	-	-	-	0-2	-	2-0
1990-91	6-8	-	1-1	0-2	-	-	1-1	-	1-1	0-2	-	-	-	2-0	-	1-1
1991-92	8-8	-	1-1	0-2	0-2	-	2-0	-	0-2	2-0	-	-	-	2-0	-	1-1
1992-93	8-8	-	1-1	1-1	0-2	-	2-0	-	0-2	1-1	-	-	-	2-0	-	1-1
1993-94	7-9	-	1-1	0-2	0-2	-	1-1	-	2-0	1-1	-	-	-	1-1	-	1-1
1994-95	8-8	-	1-1	1-1	2-0	-	1-1	-	0-2	2-0	-	-	-	0-2	-	1-1
1995-96	13-3	-	1-1	2-0	2-0	-	1-1	-	2-0	2-0	-	-	-	2-0	-	1-1
1996-97	3-13	-	0-2	0-2	1-1	-	0-2	-	0-2	1-1	-	-	-	1-1	-	0-2
1997-98	6-10	-	1-1	0-2	1-1	-	0-2	-	0-2	0-2	-	-	-	2-0	-	2-0
1998-99	6-10	-	1-1	0-2	1-1	-	0-2	-	1-1	0-2	-	-	-	2-0	-	1-1
1999-00	5-11	-	1-1	0-2	1-1	-	1-1	-	0-2	1-1	-	-	-	1-1	-	0-2
2000-01	8-8	-	2-0	0-2	1-1	-	1-1	-	0-2	1-1	-	-	-	2-0	-	1-1
2001-02	7-9	-	1-1	0-2	2-0	-	0-2	-	1-1	1-1	-	-	-	1-1	-	1-1
2002-03	7-9	-	1-1	0-2	1-1	-	1-1	-	1-1	1-1	-	-	-	2-0	-	0-2
2003-04	9-7	-	2-0	1-1	1-1	-	2-0	-	1-1	0-2	-	-	-	1-1	-	1-1
2004-05	8-8	-	2-0	0-1	2-0	-	0-1	2-0	1-0	0-2	-	-	-	1-0	1-0	1-1
2005-06	4-12	1-1	0-2	0-1	0-1	-	0-1	0-1	0-1	1-1	-	-	-	1-0	0-1	1-1
2006-07	8-8	1-0	1-1	1-1	2-0	-	0-1	0-1	1-1	1-0	-	-	-	0-1	0-1	1-1
2007-08	7-9	1-0	1-1	0-1	0-1	-	0-1	0-2	0-1	1-0	-	-	-	1-1	1-1	2-0
2008-09	2-14	0-2	0-2	0-1	0-1	-	0-2	1-0	0-1	0-2	-	-	-	0-1	0-1	1-1
2009-10	7-9	1-0	1-1	1-1	0-2	-	0-1	0-1	1-0	1-0	-	-	-	0-1	0-1	1-1
2010-11	5-11	0-1	0-2	0-1	0-1	-	0-1	1-1	1-0	0-1	-	-	-	0-2	1-1	2-0
2011-12	4-12	1-1	0-2	0-1	0-1	-	1-1	0-1	0-1	1-1	-	-	-	0-1	0-1	1-1
2012-13	6-12	0-1	0-2	0-1	0-1	-	1-0	1-1	0-2	0-2	-	-	-	1-1	1-1	2-0
2013-14	6-12	2-0	0-2	0-2	0-1	-	0-1	0-1	0-1	0-1	1-1	0-1	1-0	0-1	1-0	1-0
2014-15	3-15	0-1	1-1	0-1	0-1	0-1	-	1-0	0-2	0-1	0-2	0-1	0-1	0-1	0-1	1-1
2015-16	8-10	1-0	1-1	0-1	1-0	0-2	-	0-1	0-1	1-0	1-1	1-1	0-1	1-0	0-1	1-0
2016-17!	0-10	0-0	0-1	0-1	0-0	0-1	-	0-1	0-0	0-1	0-1	0-0	0-1	0-1	0-1	0-1
2017-18	6-12	0-1	0-2	0-1	0-1	0-1	-	1-0	0-1	1-0	1-1	1-0	1-0	0-2	0-1	1-1
2018-19	6-12	1-0	0-2	0-1	0-2	0-1	-	0-1	0-1	1-0	1-1	1-0	1-0	0-1	0-2	1-0
2019-20	11-9	1-0	2-0	0-1	0-1	1-1	-	1-0	1-0	2-0	0-2	1-1	0-2	0-1	1-0	1-0
2020-21	11-6	-	1-1	1-1	1-1	0-1	-	1-0	1-0	-	1-0	1-0	1-0	0-2	1-0	2-0

Tech Month-by-Month

Season	Nov	Dec	Jan	Feb	Mar/Apr	Total
1905-06	0-0	0-0	0-0	0-1	2-0	2-1
1906-08						did not play
1908-09	0-0	0-0	1-5	0-1	0-0	1-6
1909-12						did not play
1912-13	0-0	0-0	0-0	2-6	0-0	2-6
1913-14	0-0	0-0	0-0	6-2	0-0	6-2
1914-19						did not play
1919-20	0-0	0-0	3-3	3-5	1-2	7-10
1920-21	0-0	0-0	1-4	3-6	0-0	4-10
1921-22	0-0	0-0	4-2	7-4	0-0	11-6
1922-23	0-0	0-0	5-2	4-5	0-2	9-9
1923-24	0-0	3-0	2-7	4-6	0-0	9-13
1924-25	0-0	0-0	3-4	1-8	0-0	4-12
1925-26	0-0	0-0	4-6	2-5	0-0	6-11
1926-27	0-0	3-6	7-1	7-3	0-0	17-10
1927-28	0-0	2-1	3-3	5-3	0-0	10-7
1928-29	0-0	4-1	7-1	4-3	0-1	15-6
1929-30	0-0	1-2	3-5	6-5	0-1	10-13
1930-31	0-0	2-1	5-7	4-5	0-0	11-13
1931-32	0-0	0-0	4-2	3-4	0-0	7-6
1932-33	0-0	0-0	4-2	5-4	0-0	9-6
1933-34	0-0	0-3	3-3	3-5	0-1	6-12
1934-35	0-0	0-0	0-4	5-4	1-0	6-8
1935-36	0-0	0-0	3-4	7-4	0-0	10-8
1936-37	0-0	0-0	6-0	6-1	1-1	13-2
1937-38	0-0	0-0	6-0	8-2	4-0	18-2
1938-39	0-0	0-0	2-2	4-6	0-1	6-9
1939-40	0-0	0-0	2-4	5-4	0-0	7-8
1940-41	0-0	2-0	4-3	2-8	0-0	8-11
1941-42	0-0	0-0	4-3	4-5	0-0	8-8
1942-43	0-0	0-0	4-2	7-3	0-0	11-5
1943-44	0-0	0-0	8-1	5-2	1-1	14-4
1944-45	0-0	0-0	3-4	6-1	2-1	11-6
1945-46	0-0	1-0	4-6	5-5	0-0	10-11
1946-47	0-0	4-0	4-5	4-5	0-1	12-11
1947-48	0-0	2-4	2-6	5-5	3-1	12-16
1948-49	0-0	4-2	1-7	6-3	0-1	11-13
1949-50	0-0	6-3	4-5	4-4	0-1	14-13
1950-51	0-0	1-5	4-6	2-7	1-1	8-19
1951-52	0-0	3-1	2-6	2-8	0-0	7-15
1952-53	0-0	1-4	3-7	1-6	0-0	5-17
1953-54	0-0	0-5	0-8	2-8	0-1	2-22
1954-55	0-0	2-2	4-8	6-3	0-0	12-13
1955-56	0-0	3-2	4-5	5-4	0-0	12-11
1956-57	0-1	6-2	5-4	7-1	0-0	18-8
1957-58	0-0	5-4	7-2	3-5	0-0	15-11
1958-59	0-0	6-3	4-5	7-1	0-0	17-9
1959-60	0-0	8-1	8-1	5-3	1-1	22-6
1960-61	0-0	4-5	4-5	5-2	0-1	13-13
1961-62	0-0	4-4	3-6	3-5	0-1	10-16
1962-63	1-0	6-0	8-1	6-3	0-1	21-5
1963-64	0-0	5-3	5-3	7-3	0-0	17-9
1964-65	0-0	4-5	6-4	4-2	0-0	14-11
1965-66	0-0	4-5	5-3	4-5	0-0	13-13
1966-67	0-0	5-3	6-3	6-3	0-0	17-9
1967-68	0-0	4-3	3-5	5-4	0-1	12-13
1968-69	0-1	1-4	6-4	5-3	0-1	12-13
1969-70	0-0	5-3	6-3	5-3	1-1	17-10
1970-71	0-0	6-1	7-3	5-4	5-1	23-9
1971-72	0-0	2-5	2-6	2-8	0-1	6-20
1972-73	1-1	0-6	3-3	1-7	2-1	7-18
1973-74	0-1	0-5	3-7	1-7	1-1	5-21
1974-75	0-1	3-4	5-4	3-4	0-2	11-15
1975-76	1-0	2-5	4-5	5-3	1-1	13-14
1976-77	1-0	4-2	7-3	4-4	2-1	18-10
1977-78	3-0	4-3	5-3	2-5	1-1	15-12
1978-79	1-1	4-3	6-3	6-2	0-0	17-9
1979-80	0-0	3-5	1-9	4-4	0-0	8-18
1980-81	0-1	3-6	1-8	0-7	0-1	4-23
1981-82	1-0	3-4	2-7	4-4	0-1	10-16
1982-83	1-0	3-2	4-6	4-5	1-2	13-15
1983-84	1-0	5-1	8-3	4-5	0-2	18-11
1984-85	3-0	6-1	6-3	5-2	7-2	27-8
1985-86	1-1	9-0	7-1	5-2	5-3	27-7
1986-87	1-1	5-2	4-4	6-3	0-3	16-13
1987-88	1-1	7-1	6-3	7-1	1-4	22-10
1988-89	2-0	5-2	5-4	7-3	1-3	20-12
1989-90	2-0	6-0	4-4	8-2	8-1	28-7
1990-91	2-0	5-3	5-3	4-4	1-3	17-13
1991-92	3-1	6-1	6-3	4-4	4-3	23-12
1992-93	0-0	6-1	5-4	4-4	4-2	19-11
1993-94	1-1	8-0	2-6	4-3	1-3	16-13
1994-95	2-0	6-3	5-3	4-4	1-2	18-12
1995-96	4-1	2-6	7-2	6-1	5-2	24-12
1996-97	3-0	3-4	2-6	1-6	0-2	9-18
1997-98	4-0	5-3	4-4	4-4	2-3	19-14
1998-99	4-1	6-2	3-5	2-6	0-2	15-16
1999-00	3-1	3-3	3-6	3-5	1-2	13-17
2000-01	3-1	5-2	4-4	4-4	1-2	17-13
2001-02	3-3	3-4	2-6	6-2	1-1	15-16
2002-03	2-0	3-4	5-3	2-5	4-3	16-15
2003-04	5-0	7-0	4-4	4-4	8-2	28-10
2004-05	4-0	5-1	3-5	4-3	4-3	20-12
2005-06	2-2	4-2	3-6	2-5	0-2	11-17
2006-07	6-1	4-2	3-5	5-2	2-2	20-12
2007-08	3-3	3-3	4-3	1-6	4-2	15-17
2008-09	4-0	4-4	2-6	0-7	2-2	12-19
2009-10	4-1	6-1	6-3	3-4	4-4	23-13
2010-11	4-3	3-2	3-5	1-7	2-1	13-18
2011-12	4-3	3-3	1-7	2-6	1-1	11-20
2012-13	4-2	5-0	2-6	4-4	1-3	16-15
2013-14	5-4	4-1	2-6	2-5	3-2	16-17
2014-15	5-1	4-2	1-8	2-6	0-2	12-19
2015-16	4-2	6-1	2-6	5-3	4-3	21-15
2016-17	!4-2	!5-2	!4-4	!4-5	!4-3	!21-16
2017-18	!4-1	2-6	5-4	0-7	2-1	!13-19
2018-19	4-2	3-3	4-5	1-7	2-1	14-18
2019-20	2-2	4-5	4-4	5-3	2-0	17-14
2020-21	0-2	5-1	3-2	5-3	4-1	17-9
	!123-50	!329-220	!408-435	!423-443	!127-120	!1410-1267

! Total of 22 wins and 1 loss vacated by NCAA Committee on Infractions

HISTORY