



GEORGIA TECH BASKETBALL 2020-21

ACC Champions 1985, 1990, 1993 • Final Four 1990, 2004 • 16 NCAA Tournament appearances

2020-21 Schedule/Results

N25	GEORGIA STATE	RSN	L, 120-123 (4 ot)
N27	MERCER	RSN	L, 73-83
D6	vs. Kentucky# (20/na)	ESPN	W, 79-62
D9	at Nebraska+	ESPN2	W, 75-64
D15	at Florida State (15/15)	ACCN	L, 61-74
D18	FLORIDA A&M	RSN	W, 74-64
D20	DELAWARE STATE	ACCN	W, 97-69
D23	at UAB	CBSSN	cancelled
D30	NORTH CAROLINA (rv/rv)	RSN	W, 72-67
J3	WAKE FOREST	ACCN	W, 70-54
J6	at Notre Dame	RSN	postponed
J9	at Louisville (rv/25)	ACCN	postponed
J13	PITTSBURGH	ACCN	postponed
J16	at NC State (rv/nr)	RSN	postponed
J20	CLEMSON (20/22)	RSN	W, 83-65
J23	at Virginia (13/12)	ACCN	L, 62-64
J26	at Duke	ESPN	L, 68-75
J30	FLORIDA STATE (16/16)	ACCN	W, 76-65
F1	at Louisville (rv/rv)	ACCN	L, 58-74
F6	NOTRE DAME	ACCN	W, 82-80
F10	VIRGINIA (9/9)	RSN	L, 49-57
F12	at Clemson (rv/rv)	ACCN	L, 72-74
F14	PITTSBURGH	ACCN	W, 71-65
F17	BOSTON COLLEGE	ACCN	postponed
F20	at Miami	RSN	W, 87-60
F23	at Virginia Tech (16/15)	RSN	W, 69-53
F27	SYRACUSE	ACCN	W, 84-77
M2	DUKE	ACCN	W, 81-77 (ot)
M5	at Wake Forest	ACCN	W, 75-63
M11	vs. Miami*	ESPN2	W, 70-66
M12	vs. Virginia (16/15)*	ESPN2	cancelled
M13	vs. Florida State (15/13)*	ESPN	W, 80-75
M19	vs. Loyola Chicago (17/16)^	TBS	4 p.m.

#Holiday Hoopspring (State Farm Arena, Atlanta, Ga.); +ACC/Big Ten Challenge

*ACC Tournament (Greensboro Coliseum, Greensboro, N.C.)

^NCAA Tournament

All times Eastern; home games in ALL CAPS

(AP/coaches) - rankings in AP/coaches polls at time of game, current rankings for upcoming games (rv=receiving votes)

TV: TBS

Announcers Jim Nantz, Grant Hill, Bill Raftery
Reporter Tracy Wolfson

RADIO: Learfield IMG College/WCNN-Radio

Announcers Andy Demetra, Randy Waters
Engineer Miller Pope
In Atlanta 680 AM, 93.7 FM
Satellite Radio Sirius 138, XM 210, internet 968
Online GT Gameday App, Ramblinwreck.com
Tuneln buzz.gt/LiveTuneln

NATIONAL RADIO: Westwood One

Announcers Ryan Radke, Austin Croshere

COMMUNICATIONS

GTMBB contact Mike Stamus
Phone 404-894-5445 (ofc), 404-218-9723 (cell)
E-mail mstamus@athletics.gatech.edu

SOCIAL MEDIA: #TogetherWeSwarm

Official Twitter @GTMBB / @GTJoshPastner
Facebook gtmensbasketball
Instagram gtmensbasketball

GEORGIA TECH (17-8, 11-6 ACC) vs. #17/16 LOYOLA CHICAGO (24-4, 16-2 MVC) NCAA Tournament • First Round • March 19, 2021 • 4 p.m. EDT

Tech Faces Loyola in NCAA Tournament

Ending an 11-year hiatus from the NCAA Tournament, Georgia Tech plays its first-round game of the 2021 tournament at 4 p.m. Friday afternoon against Loyola Chicago at Hinkle Fieldhouse in Indianapolis, Ind. The Yellow Jackets are a No. 9 seed in the field as an automatic qualifier after winning the Atlantic Coast Conference Tournament championship last weekend.

Georgia Tech update - The Yellow Jackets have won eight straight games since a Feb. 12 loss at Clemson, including victories over Miami and Florida State to win the ACC Tournament. Tech also earned its highest ACC regular season finish (fourth) since the 2004 national runner-up team also finished fourth, and have a NCAA NET ranking of No. 34. Tech's current surge began with a 71-65 home win over Pitt on Feb. 14 and included three road victories over Miami, No. 16 Virginia Tech and Wake Forest.

Loyola update - The No. 8-seeded Ramblers won the Missouri Valley Conference, defeating Southern Illinois, Indiana State and Drake, and have a six-game winning streak entering the NCAA Tournament. Loyola has actually won 17 of 18 games dating back to a Jan. 10 loss at Indiana State. The Ramblers' only other losses occurred at Drake in overtime on Feb. 14, and to Wisconsin and Richmond in December.

GAME INFORMATION

Event site	Hinkle Fieldhouse, Indianapolis, Ind.
Tech in the NCAA Tournament	23-16
NCAA Appearances	16 (Final Four in 1990 and 2004)
Series vs. Loyola Chicago	0-1
In the NCAA Tournament	0-0
Last meeting	12/30/1967 - Loyola won 96-71 in Chicago

GEORGIA TECH YELLOW JACKETS

Rankings (AP/coaches/KenPom/NET)	rv rv 32 34
Record breakdown	10-3 home 4-5 road 3-0 neutral
Head coach	Josh Pastner (Arizona, 1997)
Career record/at GT	249-148 (12th yr) 82-75 (5th yr)
Pastner vs. Loyola Chicago	0-0
Pastner in the NCAA Tournament	5th NCAA Tournament (2-4)
! On-court record - 22 wins and 1 loss vacated by NCAA Committee on Infractions	

LOYOLA CHICAGO RAMBLERS

Rankings (AP/coaches/KenPom/NET)	17 16 9 10
Record breakdown	13-0 home 8-3 road 3-1 neutral
Head coach	Porter Moser (Creighton, 1990)
Career record/at Loy	291-241 (17th yr) 186-140 (10th yr)
Moser vs. Tech	0-0

ROSTER AT-A-GLANCE (#indicates probable starters)

10	Jose Alvarado#	G	6-0	179	Sr.	Brooklyn, N.Y.	15.3 ppg....4.1 apg	> ACC Defensive POY; 2nd-team All-ACC; No. 9 in ACC scoring, No. 6 FG% No. 6 assists, No. 1 FT%, No. 1 steals
34	Niko Broadway	G	6-3	180	So.	Atlanta, Ga.	0.0 ppg....0.0 rpg	> Non-scholarship player 2nd year at Tech, played in 2 games this season
13	Coleman Boyd	G	6-1	173	So.	Smyrna, Ga.	0.0 ppg....0.0 apg	> Non-scholarship player 2nd year at Tech, played in 2 games this season
0	Michael Devoe#	G	6-5	193	Jr.	Orlando, Fla.	15.1 ppg....3.3 apg	> ACC Tourney MVP; Tech's No. 2 scorer in ACC games (16.12 ppg), No. 3 in 3pt FGM (2.5) and 3pt pct. (.412)
14	David Didenko	F	6-9	232	Jr.	Yakutsk, Russia	0.0 ppg....0.4 rpg	> Signed with Tech out of Palm Beach State Community College, played in 5 games this season
2	Saba Gigiberia	C	7-1	250	Fr.	Tbilisi, Georgia	1.1 ppg....1.8 rpg	> Four-star prospect played senior year at Prolific Prep Academy in Napa, Calif., played in 8 games
24	Rodney Howard	F	6-10	241	So.	Ypsilanti, Mich.	1.6 ppg....1.4 rpg	> Transfer from Georgia, played in 18 games (12 ACC games, 6.9 mpg), 8 pts at Miami, 6 pts/5 reb at WF
35	Jehloni James	F	6-8	180	So.	Sugar Hill, Ga.	0.0 ppg....1.0 rpg	> Non-scholarship forward in his 2nd year with the program, played in 4 games this season
11	Tristan Maxwell	G	6-2	209	Fr.	Huntersville, N.C.	3.0 ppg....0.0 rpg	> Consensus N.C. state POY; all-time leading scorer/3-pt shooter at North Mecklenburg HS; out with foot injury
45	Shaheed Medlock	G	6-5	196	Sr.	Chicago, Ill.	1.0 ppg....0.0 rpg	> Non-scholarship player in his third year with the program, played in 2 games this season
23	Jordan Meka	F	6-8	224	Fr.	Yaounde, Cameroon	0.0 ppg....1.0 rpg	> Multi-yr all-state at Mt. Bethel Christian (Marietta, Ga.); holds school records in pts, rebs, blks; out with back inj.
12	Khalid Moore#	F	6-7	203	Jr.	Briarwood, N.Y.	4.7 ppg....3.0 rpg	> Started last 8 games (5.6 ppg, 3.6 rpg, 1.6 apg); season-high in ACC game - 9 pts vs. Duke & Syracuse;
3	Bubba Parham	G	5-10	160	Sr.	Snellville, Ga.	6.7 ppg....1.5 apg	> Scored in double digits in 6 games; 89 3pt FGA 3rd on team (33.7%); has 35 assists, just 12 turnovers
55	Malachi Rice	G	6-0	186	Sr.	Indianapolis, Ind.	3.0 ppg....0.0 rpg	> Non-scholarship player in his 4th year with the program, played in 1 game this season
1	Kyle Sturdivant	G	6-2	198	So.	Norcross, Ga.	3.5 ppg....1.1 apg	> Transfer from USC; season-hi 15 pts (5-6 FG, 4-4 FT) vs. Ky; 10.9 mpg, 3.4 ppg in ACC games
4	Jordan Usher#	G/F	6-7	220	Sr.	Canton, Ga.	11.5 ppg....4.2 rpg	> Double-figure scoring in 17 games, including last 5 straight; shooting 48.9% FG (49.7% in ACC games)
5	Moses Wright#	F	6-9	230	Sr.	Raleigh, N.C.	17.4 ppg....8.0 rpg	> ACC Player of the Year; No. 3 in the ACC in scoring, No. 4 in rebound avg, No. 4 FG% (53.2), 7 double-doubles

TECH NOTEBOOK

Tech Team Statistics

Category	2020-21	#ACC	*NCAA
Scoring offense	75.5	5	75
Scoring defense	70.0	6	169
Scoring margin	+5.5	5	91
Field goal pct.	.474	3	36
Field goal pct. def.	.459	13	274
3-pt FG pct.	.349	7	120
3-pt FG made	7.6	10	139
3-pt FG pct. def.	.366	13	309
3-pt FG allowed	7.1	--	--
Free throw pct.	.727	6	108
Free throws made	12.4	6	152
Free throws against	12.4	--	--
Rebound average	30.8	15	326
Rebound margin	-3.6	14	284
O-Reb per game	8.2	13	284
D-Reb per game	22.6	14	320
Assists per game	16.1	2	26
Assist/TO ratio	1.4	2	15
Turnover margin	+4.8	1	8
Turnovers per game	11.1	3	37
Turnovers forced	15.9	1	27
Blocks per game	3.4	12	137
Steals per game	9.2	1	6
Personal fouls per game	15.6	5	55

#ACC rankings through games of March 14

*NCAA rankings (357 teams ranked) through end of regular season

Games Started

Player	Consec.	2020-21	Career	Conf.
Jose Alvarado	26	25	103	67
Michael Devoe	34	25	76	58
David Didenko	-	-	-	-
Saba Gigiberia	-	-	-	-
Rodney Howard	-	2	4	-
Tristan Maxwell	-	-	-	-
Jordan Meka	-	-	-	-
Khalid Moore	8	10	32	20
Bubba Parham	-	13	81	46
Kyle Sturdivant	-	-	-	-
Jordan Usher	48	25	52	39
Moses Wright	63	25	87	54

*includes starts at previous school

Career ACC includes ACC Tournament starts

Non-Conference Breakdown

Team	Conf.	Record	Conf.	KP	NET
Delaware State	MEAC	3-16	1-11	350	340
Florida A&M	MEAC	8-11	7-5	280	285
Georgia State	Sun Belt	16-6	8-4	153	128
Kentucky	SEC	9-15	8-9	49	60
Mercer	SoCon	18-11	8-9	129	117
Nebraska	Big Ten	7-19	3-16	95	126

GT strength of schedule rank (2020-21) 50 48

GT NC strength of schedule rank (2020-21) 228 236

vs. Quad 1: 3-6

vs. Quad 2: 6-0

vs. Quad 3: 5-2

vs. Quad 4: 3-0

KP - KenPom.com, NET - NCAA NET rankings

Through games of March 14

Broadcast information - Live TV broadcast on TBS with live streaming on the March Madness app. Radio coverage is provided by the Georgia Tech Sports Network by Learfield IMG College and flagship station WCNN-Radio (680 AM, 93.7 FM) in Atlanta. Westwood One will broadcast the game nationally.

Tech's NCAA Tournament History

Georgia Tech has played in the NCAA Tournament 16 times in its history. Fifteen of those appearances have occurred from 1985 to the present, 10 under head coach Bobby Cremins and five under Paul Hewitt.

The Yellow Jackets' last NCAA Tournament appearance was 2010 in the Midwest Regional, where the Yellow Jackets defeated Oklahoma State in the first round before losing to Ohio State in the round of 32.

Tech has a record of 23-16 in NCAA Tournament play, highlighted by its 2004 trip to the NCAA title game as well as a Final Four berth in 1990. The Yellow Jackets have reached the NCAA Sweet 16 seven times (1960, 1985, 1986, 1990, 1992, 1996, 2004).

The 2004 and 2005 appearances were Tech's' first back-to-back appearances since Bobby Cremins led the Institute to the Big Dance nine straight years from 1985-93.

Georgia Tech has won at least one game in 11 of its 16 previous NCAA Tournament appearances.

The Tipoff

- **Tech's last NCAA Tournament team** - The starting lineup for Georgia Tech's last NCAA Tournament team included four players who played at least briefly in the NBA - Derrick Favors, Iman Shumpert, Gani Lawal and Glen Rice, Jr. Favors and Shumpert remain active in the NBA.

- **Big wins for the Jackets** - Loyola, the 17th-ranked team in the Associated Press poll, will be the 10th AP top-25 team the Yellow Jackets have played this season. Tech has defeated five AP top 25 teams this season, most recently No. 15 Florida State in the ACC Tournament, more than any other team in the ACC. The Jackets also defeated No. 20 Kentucky (Dec. 6), No. 20 Clemson (Jan. 20), No. 16 Florida State (Jan. 30) and No. 16 Virginia Tech.

- **Fourth ACC title for Tech** - Georgia Tech (17-8) claimed its fourth ACC Tournament championship and its first since 1993. The Yellow Jackets are 4-4 all-time in tournament title games.

- **Automatic** - Georgia Tech earned the ACC's automatic qualifying berth in the 2021 NCAA Tournament and will carry an eight-game winning streak into this weekend's play in Indianapolis. The Yellow Jackets have not lost a game in more than a month (74-72 at Clemson on Feb. 12).

- **Streaking** - Tech's current eight-game winning streak is the longest since the Yellow Jackets opened the 2003-04 season 12-0. But Tech has not won as many straight games at this time of year since the Jackets won nine in a row in 1996, seven to finish the regular season and their quarterfinal and semifinal games in the tournament. Tech lost in the finals to Wake Forest.

- **Plus-side** - Tech has a winning streak or has won the last meeting against 11 of its 14 ACC foes. Virginia is the only team the Jackets have a current losing streak against (eight in a row), and is the only team that the Yellow Jackets haven't beaten under head coach Josh Pastner.

- **Long time coming** - With an 11-6 ACC record to follow last year's 11-9 finish, Georgia Tech collected its most ACC victories (22) in back-to-back years in its 42-year history in the conference. The Yellow Jackets went 8-8 in 1994-95 and 13-3 in 1995-96 (21 wins).

- **High cotton** - Tech's fourth-place finish in the ACC regular season was its highest since its NCAA Tournament runner-up team tied for third in 2004. Coupled with last year's fifth-place finish, the Yellow Jackets posted their highest back-to-back finishes since 2004 (T-3) and 2005 (4th).

Series vs. Loyola

Georgia Tech trails, 0-1

Home: 0-0, Away: 0-1, Neutral: 0-0

12-30-1967a L 71-96
game played at Chicago Stadium

Common opponents in 2020-21: none

Series vs. Illinois

Georgia Tech trails, 2-7

Home: 1-1, Away: 0-2, Neutral: 1-4

12-30-1966n1 L 71-83
 12-28-1967n2 L 54-65
 3-21-19856/612/10n3 W 61-53
 3-1-19864/3h11 L 57-59
 12-29-198817/174/4n4 L 75-80
 1-22-1989 (2ot) nr/20a L 92-102
 11-23-20013/2n5 L 66-105
 11-28-2012a L 62-75
 12-3-2013h15 W 67-64
n1-Bruin Classic (Pauley Pavilion, Los Angeles, Calif.); n2-Chicago Classic (Chicago, Ill.); n3-NCAA East Regional semifinal (Providence [R.I.] Civic Center); n4-Rainbow Classic (Blaisdell Center, Honolulu, Hawaii); n5-Las Vegas Invitational (Valley High School, Las Vegas, Nev.)

Common opponents in 2020-21:

def. Duke, 83-68, on 12/8 in Durham

def. Nebraska, 77-72 (ot) on 2/12 in Lincoln

def. Nebraska, 86-70, on 2/25 in Champaign

Series vs. Drexel

teams have never met

Common opponents in 2020-21:

lost to Pittsburgh, 83-74, on 11/28 at Pittsburgh

TECH NOTEBOOK

Just Georgia Tech, please...

The Georgia Institute of Technology is the official title, but Georgia Tech will work fine, or just Tech (unless you're in Virginia or Texas). We would appreciate it if you would use our name in those ways. Georgia Tech University is incorrect. Thank you.

Georgia Tech Quick Facts

Official Name: Georgia Institute of Technology
Location: Atlanta, Ga.
Enrollment: 35,000
Founded: 1885
Colors: Old Gold and White
Nickname: Yellow Jackets; Ramblin' Wreck
Mascot: Buzz (Yellow Jacket)
Fight Songs: Ramblin' Wreck, White and Gold
Conference: Atlantic Coast (ACC)
Home Arena: McCamish Pavilion (capacity 8,600)
President: Dr. Angel Cabrera
Director of Athletics: Todd Stansbury
Faculty Rep. for Athletics: Dr. Baratunde Cola
Head Coach: Josh Pastner (Arizona, 1997)
Record at Tech: 82-75 ! (5th season)
Overall: 249-148 ! (12th season)
ACC Regular Season: 42-49 !
ACC Tournament: 2-3
NCAA Tournament: 2-4
Associate Head Coach: Eric Reveno (Stanford, 1989), 5th season
Assistant Coach: Julian Swartz (Carroll College, 2005), 5th season
Assistant Coach: Anthony Wilkins (Kent State, 2013), 3rd season
Assoc. Dir. of Player Personnel: B.J. Elder (Georgia Tech, 2014)
Director of Operations: Tyler Benson (St. Bonaventure, 2009)
Director of Scouting: Hayden Sheridan (Arizona, 2016)
Player Development Coach: Dr. Dan Taylor (Franklin Pierce, 2002)
Athletic Trainer: Richard Stewart (Salisbury, 2005)
<i>! On-court record (Georgia Tech had 22 wins and one loss during the 2016-17 and 2017-18 seasons vacated by the NCAA's Committee on Infractions.)</i>

Basketball History

105th season: 1st game, Feb. 17, 1906 vs. Auburn
All-time Record: 1,410-1,266 !
Winning/Losing/500 Seasons: 53 / 47 / 4
NCAA Appearances (16): 23-16 record
1960, 1985, 1986, 1987, 1988, 1989, 1990, 1991, 1992, 1993, 1996, 2001, 2004, 2005, 2007, 2010
Final Fours (2): 1990, 2004
NIT Appearances (8): 10-8 record
1970, 1971, 1984, 1994, 1998, 1999, 2003, 2016
ACC Championships (3): 1985, 1990, 1993
ACC Regular-Season Titles (2): 1985 (tie), 1996
ACC Regular-Season Record (42nd season): 276-391 !
ACC Tournament Record: 28-37
SEC Championships (1): 1938
SEC Regular-Season Titles (1): 1937
SEC Regular-Season Record (1932-64): 201-207
Metro Conference Regular-Season Record (1975-78): 9-10
Metro Conference Tournament Record: 4-3
Record at McCamish Pavilion: 103-53 ! (9th season)
Record at Alexander Memorial Coliseum: 556-194 (55 seasons, 1956-2011)
Record at State Farm Arena: 8-11
Record at Infinite Energy Center: 4-1
Record at Georgia Dome: 9-5
All-Time Head Coaches: 14
ACC Head Coaches: 5
All-America Selections: 14 (12 players)
Consensus All-Americans: 2
First-Team All-Americans: 5
National Players of the Year: 1
All-ACC Selections: 54 times (32 players)
ACC Players of the Year: 2
ACC Rookies of the Year: 11
ACC Coaches of the Year: 5 (3 coaches)
ACC Tournament MVPs: 3
ACC All-Freshman Team: 15

• **Double bye-bye** - Tech opened the ACC Tournament beyond the event's first day since 2005, and Tech earned the coveted double-bye for the first time since the ACC expanded to 15 teams.

• **Also** - Tech achieved 10-plus ACC wins in back-to-back years for the first time in program history. Tech also has posted winning ACC records in back-to-back seasons since 1989 and 1990 (both 8-6). Also, the Yellow Jackets are five games over .500 in the ACC for the first time since March 3, 1996.

• **Home sweet home** - Tech finished the 2020-21 campaign with an 8-1 record at home in ACC games this season, and has won 14 of its last 15 conference games at McCamish Pavilion. The Jackets won four of those ACC games at home after trailing as the half.

• **Snack runs** - After dropping its first five ACC road games this season, Tech won its last three by an average of 18.3 points against Miami (87-60), No. 16 Virginia Tech (69-53) and Wake Forest (75-63). It is the first time since the 2007-08 season that the Yellow Jackets have won three straight ACC road games.

• **Rise above** - The Yellow Jackets once again outperformed pre-season projections in 2020-21, finishing fourth in the ACC after being projected to finish ninth. Last season, Tech finished in fifth place after being picked to finish 12th in the official poll of ACC media. Same thing in 2018-19, when Tech finished 10th in the ACC after being projected to finish no higher than 13th in the preseason. Tech also outperformed projections in 2016-17, finishing 11th after being picked to finish 14th in Josh Pastner's first season.

• **Nothing but NET** - Georgia Tech's eight-game winning streak elevated the Yellow Jackets 28 spots in the NCAA's NET rankings (from 62 to the current 34) and 23 spots in the KenPom.com rankings (from 55 to 32). Those are Tech's highest positions in both rankings during head coach Josh Pastner's tenure. Tech is 9-6 against quad 1 and 2 teams.

• **Tech's ACC schedule among strongest** - Georgia Tech went 11-6 against an ACC schedule ranked No. 3 in strength according to KenPom.com. Tech's schedule had been rated the strongest prior to playing at Wake Forest to finish the season.

• **Tech vs. NCAA teams** - Six ACC teams are the only Tech opponents to make the NCAA field, and the Yellow Jackets went 6-4 against them during the regular season and ACC Tournament. None of Tech's non-conference opponents made the NCAA or NIT fields.

• **Four-large** - Georgia Tech is one of two NCAA Division I teams (Ole Miss is the other) to have four active players with 1,000 career points. This has never happened in Tech history. Moses Wright joined the group Feb. 20 at Miami and has 1,130 career points. Michael Devoe (1,135 points) reached that benchmark Feb. 14 against Pitt. Bubba Parham (1,446) already had 1,000 when he transferred to Tech, and Jose Alvarado (1,416) surpassed the mark late last season.

• **Doing it at both ends** - Through the end of the regular season, Georgia Tech ranked No. 6 in the ACC (conference games only) in scoring offense (71.76 ppg) and No. 4 scoring defense (67.29 ppg). Florida State was the only other team to rank sixth or higher in both.

• **On second thought** - After intermission during its eight-game winning streak, the Yellow Jackets have shot 55 percent from the floor (126-of-229). Tech shot 50 percent or better the second half of 14 of its 19 ACC games (including the ACC Tournament). In Tech's 13 ACC wins (including the tournament), the Jackets have made 55.9 percent (204-365) of their attempts after halftime.

• **Getting himself Wright** - Moses Wright probably sealed his selection as ACC Player of the Year with a remarkable stretch during Tech's six-game winning streak to end the regular season, averaged 23.5 points and 10.0 rebounds. He hit 65-of-97 FG (67 pct.), 23-of-36 FT (63.9 pct.) and 3-of-4 3pt FG, adding in 19 assists, 12 blocks, and 6 steals during the stretch.

Tech's Record

	2020-21	CJP
At home	10-3	60-26
On the road	4-5	17-40
At neutral sites	3-0	5-6
Vs. top-10 opponents	0-1	3-14
Vs. top-25 opponents	5-4	11-25
Vs. teams over .500	10-6	50-64
Vs. teams under .500	7-0	26-6
Vs. teams at .500	0-2	5-4
While in the top 25	0-0	0-0

In November	0-2	14-8
In December	5-1	19-17
In January	3-2	20-19
In February	5-3	15-25
In March/April	4-0	14-5

Wearing white uniforms	10-3	57-26
Wearing gold uniforms	3-2	15-27
Wearing navy uniforms	4-3	11-18
Wearing black uniforms	0-0	0-0

Game is decided by 5 pts./fewer or OT	5-3	20-19
Game is decided by 10/fewer or OT	8-6	38-40

Leading at the half	11-3	60-17
Trailing at the half	5-5	20-57
Tied at the half	1-0	2-0
Leading with 5:00 to play	15-2	71-6
Trailing with 5:00 to play	2-5	8-66
Tied with 5:00 to play	0-1	2-3
In overtime games	0-1	3-3
After a bye in the ACC schedule	0-0	2-3

Tech scores 100 or more points	0-1	0-1
Tech scores 70 or more points	16-3	58-15
Tech scores fewer than 70 points	1-5	24-60
Opponent scores 100 or more points	0-1	0-2
Opponent scores 70 or more	4-6	15-44
Opponent scores fewer than 70	13-2	69-28
Opponent scores fewer than 50	0-0	4-0

Tech shoots 50 pct. or better	10-1	32-8
Opponent shoots 50 pct. or better	4-1	5-14
Opponent shoots under 40 pct.	2-1	51-15
Tech has a higher FG% than opponent	13-2	76-19
Tech has a lower FG% than opponent	3-6	3-52
FG percentage is even	0-0	0-2

Tech has more 3-point FGs	9-3	28-18
Tech has fewer 3-point FGs	4-5	42-47
3-point FGs are even	3-0	12-8

Tech attempts more FT than opponent	12-2	60-21
Tech attempts fewer FT than opponent	3-5	18-48
Free throw attempts are even	2-1	4-5

Tech outrebounds opponent	7-2	42-20
Opponent outrebounds Tech	9-6	34-54
Rebounds are even	1-0	6-1

Tech has fewer turnovers than opponent	15-6	42-23
Tech has more turnovers than opponent	2-2	37-43
Turnovers are even	0-0	4-6
Tech has more assists than turnovers	17-5	54-23

Committing more fouls	5-6	19-45
Committing fewer fouls	10-1	56-21
Fouls are even	2-1	7-8

4/more Jackets score in double figures	9-2	40-17
A Jacket scores 20 or more	15-6	51-38
A Jacket scores 30 or more	1-1	4-3

Scoring more bench points	6-0	35-25
Scoring fewer bench points	11-7	45-43
Bench scoring is even	0-1	2-5

TECH NOTEBOOK

Tech Highs and Lows
Under Josh Pastner

Longest winning streak: 8 games (2020-21)
Longest ACC winning streak: 8 games (2020-21)
Longest ACC home winning streak: 11 games (last 6 home games of 2019-20, first 5 of 2020-21, program record)
Longest losing streak: 7 games (2017-18, 2018-19)
Longest ACC losing streak: 7 games (2017-18, 2018-19)
Most points scored in a game: 120 vs. Georgia State (40t), 11/25/20
Most points scored in a game (regulation): 97 vs. Delaware State, 12/20/20
Most points scored - ACC opponent: 96 at North Carolina, 1/4/20
Fewest points scored in a game: 42 vs. Clemson, 2/6/19
Fewest points scored - ACC opponent: 42 vs. Clemson, 2/6/19
Most points allowed in a game: 123 vs. Georgia State (40t), 11/25/20
Most points allowed in a game (regulation): 110 at Duke, 1/4/17
Most points allowed - ACC opponent: 110 at Duke, 1/4/17
Fewest points allowed in a game: 40 vs. Florida A&M, 12/9/18
Fewest points allowed - ACC opponent: 51 vs. Syracuse, 1/31/18
Largest margin of victory: 38 vs. Tusculum (96-58), 2/7/17
Largest margin of victory - ACC opponent: 27 at Miami (87-60), 2/20/2021
Largest margin of victory - road game: 27 at Miami (87-60), 2/20/2021
Largest margin of victory - ACC road game: 27 at Miami (87-60), 2/20/2021 (program record)
Largest losing margin: 53 (110-57) at Duke, 1/4/17
Largest losing margin at home: 34 (97-63) vs. Syracuse, 12/18/19
Largest losing margin - ACC opponent: 53 at Duke, 1/4/17
Most points allowed in a win: 83 at North Carolina (96-83), 1/4/20
Most points scored in a loss: 120 vs. Georgia State (4 ot), 11/25/20
Most points scored in a loss (regulation): 81 vs. Wright State, 12/22/17
Fewest points scored in a win: 52 vs. Northwestern (52-51), 11/28/17
Fewest points allowed in a loss: 52 vs. Virginia Tech (52-49), 1/9/19
Largest deficit overcome to win a game: 17 vs. Notre Dame (1stH-6:47), 2/6/2021
Largest 2nd-half deficit overcome to win a game: 9 vs. NC State (17:15), 3/1/18; vs. Prairie View A&M (16:49), 11/23/18; at Hawai'i (16:11), 11/25/19
Largest deficit overcome to win a road game: 15 (4:01-1st) at NC State, 11/5/19
Largest lead given up in a loss: 16 (15:06-2nd half) vs. St. John's, 12/1/18
Largest 2nd-half lead given up in a loss: 16 (15:06-2nd half) vs. St. John's, 12/1/18
Highest FG pct.: 59.5 (25-42) at Syracuse, 1/12/19
Highest FG pct. - ACC opponent: 59.5 (25-42) at Syracuse, 1/12/19
Lowest FG pct.: 27.1 (16-59) vs. Florida State, 2/16/19
Lowest FG pct. - ACC opponent: 27.1 (16-59) vs. Florida State, 2/16/19
Highest 3-pt pct.: 62.5 (10-16) at NC State, 1/15/17
Highest 3-pt pct. - ACC opponent: 62.5 (10-16) at NC State, 1/15/17
Most 3-pt FG: 16 vs. Clemson, 1/20/2021
Most 3-pt FG - ACC opponent: 16 vs. Clemson, 1/20/2021
Lowest 3-pt pct.: 10.0 (1-10) vs. Miami, 1/3/18, (1-10) vs. Louisville, 1/19/19
Lowest 3-pt pct. - ACC opponent: 10.0 (1-10) vs. Miami, 1/3/18, (1-10) vs. Louisville, 1/19/19
Highest FG pct. allowed: 59.3 (32-54) at Florida State, 1/24/18; (32-54) Notre Dame, 2/6/2021
Highest FG pct. allowed - ACC opponent: 59.3 (32-54) at Florida State, 1/24/18; (32-54) Notre Dame, 2/6/2021
Lowest FG pct. allowed: 21.6 (16-74) vs. Elon, 11/11/19
Lowest FG pct. allowed - ACC opponent: 28.2 (20-71) vs. Florida State, 1/25/17
Highest 3-pt pct. allowed: 60.0 (12-20) at Louisville, 2/8/18
Highest 3-pt pct. allowed - ACC opponent: 60.0 (12-20) at Louisville, 2/8/18
Lowest 3-pt pct. allowed: 6.7 (1-15) at Hawai'i, 11/25/19
Lowest 3-pt pct. allowed - ACC opponent: 9.5 (2-21) vs. Duke, 1/26/19
Highest FT pct.: 95.2 (20-21) vs. Coppin State, 12/27/17
Highest FT pct. - ACC opponent: 91.3 (21-23) vs. Pittsburgh, 2/14/2021
Lowest FT pct.: 28.6 (2-7) vs. Notre Dame, 3/12/19
Most free throws made: 41 vs. Georgia State, 11/25/20
Most free throws attempted: 59 vs. Georgia State, 11/25/20 (program record)
Fewest free throws made: 2 at Miami, 2/15/17; at Duke, 1/26/19; vs. Notre Dame, 3/12/19; at Kentucky, 12/14/19
Most assists: 29 vs. Kennesaw State, 12/28/18
Fewest assists: 5 at Georgia, 12/19/17, at Tennessee, 11/13/18, at Florida State, 2/2/19, vs. Boise State, 12/22/19
Most turnovers: 24 vs. Arkansas, 11/25/19; Ball State, 12/18/19
Fewest turnovers: 5 at Notre Dame, 2/1/20
Most blocked shots: 16 vs. Southern, 11/14/16 (Tech record)
Most steals: 15 vs. North Carolina, 12/31/16; at Syracuse, 1/13/19; vs. Kentucky, 12/6/20; vs. Florida State, 3/13/21

A Make-or-Miss Game

Georgia Tech's offensive rankings vs. the ACC under Josh Pastner (regular season only)

Year	PPG	FG Pct.	3pt FG Pct.
2020-21	71.8 (6)	.482 (2)	.360 (3)
2019-20	69.9 (9)	.462 (2)	.341 (6)
2018-19	60.7 (15)	.426 (8)	.306 (12)
2017-18	63.6 (14)	.419 (12)	.312 (15)
2016-17	65.1 (14)	.434 (14)	.309 (15)

the second half, scored five points during the run, including a 3-pointer that extended Tech's lead to four points and a layup that capped the spurt and gave the Jackets an eight-point advantage.

Alvarado also made perhaps the game's biggest play in the waning moments. With Georgia Tech clinging to a 68-66 lead following a 3-pointer by Miami's Kameron McGusty with 32 seconds to go, an inbounds pass by Usher appeared to be on its way out of bounds, which would give possession back to the Hurricanes. However, Alvarado chased down the loose ball, collected it just before it went out of bounds, played give-and-go with Bubba Parham, then fired a pass ahead to a wide open Usher, who slammed it home to seal the victory.

Championship (Georgia Tech 80, Florida State 75)

Tournament MVP Michael Devoe paced four Yellow Jackets in double-figures with 20 points on 8-of-12 shooting to lead fourth-seeded Tech to a 80-75 victory over No. 2-seeded and No. 13-ranked Florida State.

After leading 31-30 at halftime, the Yellow Jackets trailed by nine points at 44-35 with less than 14 minutes to go in the ballgame. However, sparked by a driving layup and a 3-pointer by Jordan Usher and capped by a steal and layup by Jose Alvarado, Georgia Tech went on a 13-2 run to retake a 48-46 lead. While Florida State was able to pull even three times, the Yellow Jackets never trailed again.

Key plays for the Jackets down the stretch included a thunderous dunk by Usher that stretched the Jackets' lead to 66-60 shortly after FSU had pulled within four with less than three minutes to go, and a steal by Alvarado and pass ahead to Devoe for a layup in the waning seconds that sealed the victory. Tech also made 12-of-13 free throws over the final two minutes of the contest.

Despite four scorers in double-figures — Devoe, Usher (15), Moses Wright (15) and Alvarado (13) — it was Georgia Tech's defense that was the key to its fifth win of the season over a nationally ranked team (against just three losses). Tech forced Florida State into a season-high 25 turnovers, triggered by an ACC Tournament championship game record 15 steals, and scored a whopping 31 points off the Seminoles' miscues. Alvarado, the ACC Defensive Player of the Year, led all players with five steals.

Jackets Receive Top ACC Honors

Moses Wright was named Atlantic Coast Conference Player of the Year and earned a spot on the All-ACC first team, and Jose Alvarado was voted the ACC's Defensive Player of the Year and a second-team All-ACC honoree, highlighting the list of honors awarded to Yellow Jacket players following the team's run to a fourth-place finish in the ACC.

Wright became the third Yellow Jacket to be named the conference's top player. Mark Price was named by the Associated Press in 1985, and Dennis Scott was honored in 1990 by the Atlantic Coast Sportswriters Association, whose selections are recognized as the official team. Alvarado is the second Tech player to earn Defensive Player of the Year honors, following center Ben Lammers in 2017.

A native of Raleigh, N.C., Wright is the first Tech player to make the All-ACC first team since center Alvin Jones in 2001,

• **The Wright stuff** - Moses Wright ranks among the ACC's TOP SIX in scoring average (3rd, 17.40 ppg), rebound average (4th, 8.04 rpg), field goal percentage (4th, .532), steals (7th, 1.48 pg), blocked shots (6th, 1.64 per game), offensive rebounds (4th, 3.16 rpg) and minutes (6th, 35.34 mpg).

• **Moses climbs the mountain** - Moses Wright is the 21st player in Tech history to score 1,000 points and grab 500 rebounds in a career, reaching the scoring mark Feb. 20 at Miami and the rebound mark Jan. 30 vs. Florida State. The 6-9 senior now has 1,130 career points and 614 career rebounds.

• **All in for Alvarado** - A second-team All-ACC selection, Jose Alvarado ranks among the top 10 in the ACC in seven (7) statistical categories ... No. 9 in ACC in scoring (15.28 ppg), No. 6 in FG percentage (.506), No. 1 in FT percentage (.846), No. 6 in assist average (4.12), No. 1 in steals (2.96), No. 7 in assist/turnover ratio (2.02), No. 3 in minutes (36.98) ... With enough makes he would also rank in the top 10 in three-point percentage (.389).

• **MVP** - Michael Devoe just missed making one of the three official All-ACC teams (he was top top vote-getter among the honorable mention players), but he became the fourth Tech player to win the Everett Case Award as the Outstanding Player in the ACC Tournament. The junior guard scored 20 points with three assists and two steals against Florida State in the championship game, and 13 points with seven assists in Tech's quarterfinal win over Miami. Combined, he went 12-of-20 from the floor, 5-of-8 from three-point range.

• **Call me Ush** - Jordan Usher, the fourth Yellow Jacket averaging in double figures this season, has averaged 15.7 points and 5.7 rebounds over his last five games (Syracuse, Duke, Wake Forest, Miami, Florida State), hitting 31-of-60 from the floor with 15 assists and 11 steals.

• **On guard** - Michael Devoe and Jose Alvarado have accounted for 40.2 percent of the Yellow Jackets' points this season. They have scored or assisted on 65 percent of Tech's field goals. The Jackets are 13-1 this season when both players score in double digits, 11-0 in ACC games (including the tournament).

• **The Three Amigos** - Moses Wright (17.40), Michael Devoe (15.28 ppg) and Jose Alvarado (15.08) and all rank among the top 10 players in the ACC in scoring average. Syracuse is the only other team with three players in the top 20. Tech is 10-1 this season (8-0 in ACC games) this season when all three reach double figures. Tech has not had three players average 15 or more points over an entire season since the Jackets' last ACC championship team in 1992-93 (James Forrest 19.5, Travis Best 16.3 and Malcolm Mackey 15.6).

• **Bombs away** - Alvarado and Devoe have combined to make 39.6 percent of their three-point shots this season (40.8 in ACC games), combining for 101 of the Yellow Jackets' 189 threes.

• **Ball security** - The Jackets remain No. 1 in the ACC in turnover margin (plus-4.80) and rank No. 8 nationally in turnover margin. Tech's margin of plus 4.12 in ACC games also ranked No. 1. Tech leads the ACC in turnovers forced (15.92) in league games, and is third in fewest turnovers committed (11.12).

ACC Tournament Review

Quarterfinals (Georgia Tech 70, Miami 66)

Georgia Tech overcame a seven-point deficit in the second half to earn a 70-66 quarterfinal victory over Miami (Fla.). The Hurricanes shot a 52.5 percent from the field while limiting the Yellow Jackets to 39.3 percent shooting in the first half to take a 33-29 halftime lead.

Miami (10-17) extended its lead to seven points less than two minutes into the second half but Tech responded with an 11-3 run, kick-started by a 3-pointer by Moses Wright and capped by a driving layup by Jordan Usher that have the Jackets their first lead of the second half at 45-44. Another 14-2 run midway through the second half turned a four-point deficit into a 61-53 lead for Tech with 7:19 to go in the ballgame. Alvarado, who shook off the knee bruise to return to the game at the start

TECH NOTEBOOK

The Last Time a Jacket...

Scored 30 or more points:

Moses Wright, 31 vs. Syracuse, 2/27/2021

Led Tech in scoring off the bench:

Evan Cole, 16 vs. USC Upstate, 1/2/2019

Grabbed 15 or more rebounds:

Moses Wright, 16 vs. Syracuse, 2/27/2021

Had 10 or more assists:

Josh Heath, 10 vs. NC State, 1/15/2017

Had a double-double:

Moses Wright (29 pts/14 reb) vs. Duke, 3/2/2021

Played 40 minutes in regulation:

Jose Alvarado vs. Florida State, 3/13/2021

Played every minute of an overtime game:

Jose Alvarado (45 minutes/1 OT) vs. Duke, 3/2/2021

Played every minute of a multiple-OT game:

Matt Harpring (50 minutes/2 OT) vs. North Carolina, 2/9/1998

The Last Time the Jackets...

Scored 100 or more points:

vs. Georgia State (120-123) on 11/25/2020

Scored 100 or more points in regulation:

vs. Green Bay (107-77) on 11/19/2015

Scored 100 or more points in consecutive games:

vs. Jackson State (100-70) on 11/13/2006, Georgia State (103-74) on 11/16/2006

Scored 100 or more points twice in one season:

vs. Cornell (116-81), 11/13/2015, Green Bay (107-77) on 11/19/2015

Allowed 100 or more points:

vs. Georgia State (120-123) on 11/25/2020

Allowed 100 or more points in regulation:

vs. Duke (110-57) on 1/4/2017

Shot 60 percent or better:

.603 (47-78) vs. Cornell, 11/13/2015

Failed to make a three-point basket:

0-for-12 vs. Virginia, 1/22/2015

Did not allow a three-point basket:

0-for-11 vs. Pittsburgh, 3/5/2016

Failed to make a free throw:

0-for-6 vs. Duke, 1/7/2014

Grabbed 50 or more rebounds:

70 vs. Georgia State, 11/25/2020

Two players had a double-double:

Jose Alvarado (29 pts/10 reb), Michael Devoe (24/13), Jordan Usher (15/10) and Moses Wright (31/19) vs. Georgia State, 11/25/2020

Two players had 10 or more rebounds:

Jose Alvarado (10), Michael Devoe (13), Jordan Usher (10) and Moses Wright (19) vs. Georgia State, 11/25/2020

Had 25 or more assists:

26 vs. Syracuse, 2/27/2021

Blocked 10 or more shots:

10 vs. Pittsburgh, 3/4/2020

Had 15 or more steals:

15 vs. Kentucky, 12/6/2020

Had fewer than 10 turnovers:

7 vs. Florida State, 3/13/2021

Had five or more players in double-figures in points:

Moses Wright (21), Bubba Parham (17), Kyle Sturdivant (15), Jordan Usher (12), Jose Alvarado (10) vs. Kentucky, 12/6/2020

Had three or more players score 20 points:

Michael Devoe (22), Jordan Usher (21) and Moses Wright (21) vs. Clemson, 1/20/2021

Had no player score 10+ points:

Virginia (57-28 loss), 1/22/2015

Allowed no player to score 10+ points:

Hawaii (73-40 win), 12/25/2019

Had no player play 30 minutes:

at Miami (87-60 win), 2/20/2021

Won by 30 or more points:

Kennesaw State (87-57), 1/28/2018

Won by 40 or more points:

Kentucky State (98-50), 1/30/2010

Won by 50 or more points:

Winston-Salem State (97-46), 1/3/2007

Lost by 30 or more points:

Syracuse (97-63), 12/7/2019

Played an overtime game:

vs. Georgia State (lost 123-120, 4 OT), 11/25/2020

Defeated a Top 10 team:

#5/5 Louisville (64-58), 2/12/2020

Defeated a Top 25 team:

#15/13 Florida State (80-75), 3/13/2021

Defeated a Top 10 team on the road:

#7/7 Syracuse (67-62), 3/4/2014

Defeated a Top 25 team on the road:

#16/15 Virginia Tech (69-53), 2/23/2015

Had a game postponed:

Virginia in ACC Tournament, 3/12/2021 (COVID)

Had a game cancelled:

UAB in Birmingham, 12/23/2020 (COVID)

and was the overall leading vote-getter in the balloting by the panel. Alvarado, a 6-foot senior, made the second team after being voted to the third-team in 2020. Junior guard **Michael Devoe (Orlando, Fla.)** received honorable mention for the **second year in a row**, 16th in overall points received.

Further, Alvarado and Wright both were named to the **ACC All-Defensive Team**, the first time Tech has placed two individuals on that unit. Alvarado led the voting for that team, being named on 69 of 76 ballots.

Beating the Best

Georgia Tech's ACC schedule was ranked No. 1 in strength according to KenPom.com, prior to its final regular season game at Wake Forest, and was No. 3 after. In the 15-team ACC era, Tech's 11-6 mark was by far the best, and the only winning record posted by teams whose conference strength of schedule was rated No. 1 (*thanks to GT radio voice Andy Demetra for researching*).

Here is a history of records compiled by ACC teams who played the strongest conference schedule since expansion to 15 teams:

Year	Team	ACC Record
2013-14	Wake Forest	6-12
2014-15	Wake Forest	5-13
2015-16	Boston College	0-18
2016-17	Pittsburgh	4-14
2017-18	Pittsburgh	0-18
2018-19	Wake Forest	4-14
2019-20	Miami	7-13
2020-21	Georgia Tech	10-6

Team Trends

- **Small ball** - After Georgia Tech lost its opening two games at home to Georgia State and Mercer, head coach Josh Pastner moved 6-9 senior Moses Wright, who has played the "4" position most of his career, into the "5" spot and started 5-10 senior Bubba Parham beginning with the Dec. 6 win over Kentucky (since replaced by 6-7 junior Khalid Moore for the last eight games). The re-alignment worked as the Jackets shot 48.5 percent from the floor, hit 7.7 three-point field goals per game (36.2 percent), had a plus-102 margin on turnovers, and assisted on 60.1 percent of its field goals over the rest of the regular season.

- **Size doesn't matter** - Georgia Tech ranks No. 247 in NCAA Division I in average height, according to KenPom.com, taller than only three power conference teams (Arizona State Georgia and Penn State), and taller than only seven teams that are in the NCAA Tournament field. Tech has faced six of the top 20 teams in average height this season and went 7-1 against them.

- Four of Tech's starters are averaging in double figures

in scoring for the season, something Tech has not had since the 2015-16 season. Four or more Yellow Jackets have reached double figures in 11 games this season, at least three in all but three games.

- Tech has turned the ball over just 11.12 times per game this season. Most impressively, Moses Wright has just 41 turnovers in more than 883 minutes of action, and Bubba Parham, who has only 12 in 635 minutes. The Yellow Jackets are plus-4.83 in that category this season (plus-4.12 in regular-season ACC games), ranking No. 1 in the ACC. Tech was minus-2.4 last year and ranked 14th.

- Tech has made great strides in its offensive efficiency this season and continues to progress, ranking No. 27 nationally at 113.3, its highest ranking under Josh Pastner. The Jackets have managed to exceed one point per possession in 21 of 25 games this season (Tech reached that benchmark 11 times in all of 2019-20). Tech has been over a point a game in nine straight games.

- Tech has shot better than 50 percent from the floor in 11 games this season, winning 10 of them. The Jackets fell at Clemson on Feb. 12 despite hitting 52 percent of its field goal tries.

- According to KenPom.com, Tech ranks No. 4 in the nation in experience (average 2.54 years per player) and No. 10 in minutes continuity (74.9 percent), a measure of playing minutes from 2019-20 carrying over to 2020-21.

- Three Tech starters rank among the top 10 players in the ACC in average minutes played in ACC games - Jose Alvarado (No. 3), Moses Wright (No. 6), Michael Devoe (No. 9) - the only team with three players among the top 15. Tech ranks No. 337 in the nation in percentage of minutes played by reserves (19.9). The national average is 31.3 percent.

- Two fouls in the first half? No problem. Georgia Tech ranks No. 4 in the nation (No. 1 among power conference teams), a measure of percentage of available minutes played by players with two fouls (65.7 percent for Tech). Tech led the nation in this category each of the last two seasons, and were fourth in 2017-18.

Leftovers from Florida State

- Florida State shot 56 percent from the floor, but the Yellow Jackets scored 31 points off 25 Seminole turnovers. The 25 turnovers were the most by an ACC team in any game this year and the second-most in ACC Tournament championship game history, behind North Carolina's 26 versus Duke in 1989.

- Georgia Tech's 15 steals set an ACC Championship game record, eclipsing the previous mark of 14 set four times prior to Saturday night. ACC Defensive Player of the Year Jose Alvarado led the effort with five steals. The 15 steals also matched a season high first set on Dec. 6 against Kentucky.

- This year's ACC Tournament championship is the fourth overall league tournament title for Georgia Tech head coach Josh Pastner, who led Memphis to three straight Conference-

Tech All-Time vs. the ACC

Opponent	Overall	in ACC	Tourney	In McCamish Pavilion	In Opponent Current Venue	Current Streak
Boston College	16-12	12-11	1-3	2-1	4-6	Won 2
Clemson	66-74	38-51	4-1	5-4	9-40	Lost 1
Duke	24-75	20-63	3-7	1-4	5-37	Won 1
Florida State	30-44	21-30	1-2	2-3	9-17	Won 2
Louisville	14-23	1-8	--	1-3	0-4	Lost 1
Miami	12-14	10-13	1-1	2-3	4-6	Won 3
North Carolina	26-69	24-55	5-4	1-4	5-25	Won 2
NC State	43-57	35-43	3-3	2-3	6-11	Won 4
Notre Dame	12-12	6-10	0-1	6-2	1-8	Won 1
Pittsburgh	10-5	5-5	0-1	4-1	1-3	Won 2
Syracuse	6-7	5-5	--	3-2	2-4	Won 1
Virginia	40-45	38-44	5-5	2-4	1-9	Lost 8
Virginia Tech	8-20	6-16	1-3	2-4	2-10	Won 2
Wake Forest	46-40	45-38	0-4	6-0	10-20	Won 5

TECH NOTEBOOK

Tech Alumni in the NBA

Player	Team
Derrick Favors	Utah Jazz
Josh Okogie	Minnesota Timberwolves
Iman Shumpert	Brooklyn Nets
Thaddeus Young	Chicago Bulls

Tech Alumni Elsewhere

Player (years at Tech)	Most Recent Team
Tony Akins (1998-2002)	SK Knights (South Korea)
Brandon Alston (2017-19)	Team Ehingen Urspring (Germany)
Alade Aminu (2005-09)	Polski Cukier Torun (Poland)
James Banks III (2018-20)	Hapoel Beer Sheva (Israel)
Will Bynum (2004-06)	Bivouac/Big 3 (USA)
Demarco Cox (2014-15)	Quimper (France)
Mouhammad Faye (2006-08)	Promithias (Greece)
Marcus Georges-Hunt (2012-16)	Sichuan (China)
Dion Glover (1997-99)	Bivouac/Big 3 (USA)
Trae Golden (2013-14)	Bahcesehir Koleji Istanbul (Turkey)
Abdoulaye Gueye (2014-19)	Asdod (Israel)
Josh Heath (2014-17)	Leuven Bears (Belgium)
Kammon Holsey (2011-14)	MBC Mykoliv (Ukraine)
Jarrett Jack (2002-05)	Ignite (G League)
Tadic Jackson (2014-18)	Sentjur (Slovenia)
Ben Lammers (2014-18)	ALBA Berlin (Germany)
Gani Lawal (2007-10)	Fukuoka Rizing (Japan)
Anthony McHenry (2001-05)	Shinshu BW (Japan)
Daniel Miller (2009-14)	Sendai 89ers (Japan)
Charles Mitchell (2014-16)	Niigata Albirex (Japan)
Anthony Morrow (2004-08)	Bivouac/Big3 (USA)
Zachery Peacock (2006-10)	JL Bourg (France)
Glen Rice, Jr. (2009-12)	Juventus (Lithuania)
Robert Sampson (2013-15)	CSM Focsani (Romania)
Avi Schafer (2017-19)	Mikawa Sea Horses (Japan)
Adam Smith (2015-16)	Ionikos Nikias (Greece)
Jeremis Smith (2004-08)	Biqua (Uruguay)
Quinton Stephens (2013-17)	Leyma Basquet Coruna (Spain)
James White (2015-16)	Ural Ekaterinburg (Russia)

Former Tech Players in Coaching

Player (years at Tech)	Current Position
Kenny Anderson (1989-91)	*Fisk University
Ty Anderson (2006-09)	+Jacksonville State
Rod Balanis (1990-94)	#Notre Dame
Anthony Byrd (1981-84)	*Knightsdale (N.C.) HS
Straun Fein (1999-2001)	#Brooklyn Nets
Dion Glover (1997-98)	#Grand Rapids (NBA G-League)
Maurice Miller (2007-11)	*Arlington HS (Memphis)
Winston Neal (1999-01)	*Columbia State (Tenn.)
Mark Price (1982-86)	Denver Nuggets
Fred Vinson (1992-94)	#New Orleans Pelicans
Mfon Udofia (2009-13)	#College Park (NBA G-League)

Former Tech Coaches in Coaching

Coach (years at Tech)	Current Position
Amir Abdur-Rahim (2011-12)	*Kennesaw State
Sherman Dillard (1988-94)	#Iowa
Chad Dollar (2011-16)	#Georgia
Bruce Evans (2012-16)	#North Florida
Brian Gregory (2011-16)	*South Florida
Tavaras Hardy (2016-18)	*Loyola-Maryland
Tom Herion (2014-16)	#South Florida
Paul Hewitt (2000-11)	*Agua Caliente Clippers (G League)
Chris Kreider (2007-09)	#Georgia State
Darryl LaBarrie (2009-11, 2016-17)	#Agua Caliente Clippers (G League)
Robert McCullum (2010-11)	*Florida A&M
Mamadou N'Diaye (2014-16)	#San Francisco
Billy Schmidt (2011-14)	+Chicago Bulls
Cliff Warren (2000-05)	#Georgia State
Charlton Young (2005-09)	#Florida State

*head coach; #assistant coach; +other staff

USA tourney titles from 2011-13.

- Georgia Tech is now one of five schools to win at least four ACC Tournament championships, joining Duke (21), North Carolina (18), NC State (10) and Wake Forest (4).

- Tech has won the turnover battle 21 times in its last 23 games (seven to FSU's 25). The Yellow Jackets lead the ACC with a plus-4.83 turnover margin, and also the ACC in turnovers forced in conference games (15.92).

Personnel Highlights

- Tournament MVP Michael Devoe led Georgia Tech in scoring with 20 points on 8-of-12 shooting from the floor. Devoe became the fourth Tech player to win the Everett Case Award, joining Mark Price (1985), Brian Oliver (1990) and James Forrest (1993).

- Devoe led four Yellow Jackets scoring in double figures (Moses Wright and Jordan Usher had 15 points each; Jose Alvarado had 13). Four or more Jackets have reached double figures in 11 games this season, and three or more in all but three games.

- Jordan Usher has averaged 15.4 points across his last five games (19 vs. Syracuse, 14 vs. Duke, 14 vs. Wake Forest, 15 vs. Miami, 15 vs. FSU), after tallying 16 total in the three games before that. The 6-7 senior has hit 31-of-60 shots from the floor with 22 rebounds, 15 assists and 11 steals combined in the five games. Usher scored 11 of his 15 points against FSU in the second half, and made the ACC All-Tournament team.

- Jose Alvarado and Michael Devoe combined for 33 points and six assists, having a hand in 18 of the Yellow Jackets' 27 baskets against FSU and 38 of 55 in two ACC Tournament games. During the regular season, they scored or assisted on 66.4 percent of Tech's baskets during the regular season.

- ACC Player of the Year Moses Wright overcame a poor performance against Miami in the quarterfinals to score 15 points with eight rebounds (six offensive), adding two assists, two steals and three blocked shots.

- Jose Alvarado, who made the ACC All-Tournament second team, was credited with five steals against FSU, giving him 226 for his career, third place all-time at Tech. He needs one to tie Bruce Dalrymple for the No. 2 position. He is bidding to become the first Tech player to lead the ACC in steals twice and the first ACC player to do so since Chris Paul in 2004 and 2005. Alvarado's conference-leading rate is 2.96 in all games (3.12 in ACC games). Alvarado also moved into the top 25 in the ACC's career annals. He has passed Sidney Lowe (NC State, 1980-83), who had 220 steals, and Othell Wilson (Virginia, 1981-84), who has 222, in Tech's last two games to move into 24th place.

- Alvarado's 13 points moved him into 19th place on Tech's career scoring list (1,416 points), passing Lenny Horton (1,411 from 1977-80).

- Khalid Moore (7 points, 2 rebounds vs. FSU) has averaged 5.6 points and 3.6 points in Tech's last eight games since joining the Tech starting lineup.

- Reserve guard Kyle Sturdivant played 20 minutes, his most since playing 21 against FSU in the teams' first meeting on Dec. 15, and all of the final 14:47, giving the Jackets a steady hand with the ball against FSU's pressure late in the game. He went 5-of-6 from the foul line with two assists and two steals.

Pastner's Key Metrics

- Assists to made field goals:** Tech has assisted on 57.8 percent of its field goals this season No. 40 nationally according to KenPom.com (58.8 percent in ACC games) after getting a 13 assists on 27 field goals against FSU (48.1 percent). Its nightly goal is to assist on 60 percent, which Tech has met 10 times this season.

- Free throws made to opponents' attempts:** Tech made 21-of-28 from the free throw line against FSU, which was 11-of-14. Tech's goal each night is to make more free throws than the opponent attempts. The Jackets have scored 12.4 points per game from the foul line this season.

Offense/Defense Under Pastner

Source: KenPom.com. Nat'l rank in parentheses.

Year	Tempo	Off. Eff.	Def. Eff.
2020-21	67.8 (215)	114.0 (27)	94.1 (52)
2019-20	70.0 (88)	103.0 (171)	91.8 (16)
2018-19	66.8 (225)	101.7 (228)	96.5 (43)
2017-18	66.1 (227)	103.6 (197)	98.7 (61)
2016-17	68.2 (179)	100.0 (259)	91.0 (6)

- Turnovers:** Tech committed seven, matching a season low for an ACC game to FSU's 25, a season high. Tech has won the turnover battle in 21 of 25 games this season after doing so in only nine of 31 games all last season. Target each night is to commit 11 or fewer, which Tech met three times last season, and 14 times this season. Tech has averaged the third fewest turnovers in the ACC (11.1). More telling for Tech under Josh Pastner is that when Tech has committed fewer turnovers than its opponent, it is 42-23. When it has committed more, it is 35-43.

- Guard rebounding:** Tech's perimeter players grabbed eight of its 10 defensive rebounds against FSU (364 of 566 for the season).

Eleven Straight ACC Home Wins

Georgia Tech set a program record for consecutive ACC wins at home with 11, a string that began Jan. 25 of the 2019-20 season and ended with a loss to No. 9 Virginia on Feb. 10 of this season.

Date	Opponent	Score
Jan. 25, 2020	NC State	64-58
Feb. 4, 2020	Virginia Tech	76-57
Feb. 12, 2020	#5/5 Louisville	64-58
Feb. 25, 2020	Clemson	68-59
Feb. 29, 2020	Miami	63-57
Mar. 4, 2020	Pittsburgh	73-57
Dec. 29, 2020	North Carolina	72-67
Jan. 3, 2021	Wake Forest	70-54
Jan. 20, 2021	Clemson	83-65
Jan. 30, 2021	#16/16 Florida State	76-65
Feb. 6, 2021	Notre Dame	82-80

Tech's Dynamic Duo

It could be argued that no team in the ACC relies more on its guards than do the Yellow Jackets.

In the 21 games that Jose Alvarado and Michael Devoe both played last season (Alvarado missed seven games, Devoe three due to injury), they accounted for 42.1 percent of the Jackets' scoring. Both players earned All-ACC recognition.

This season they accounted for 42.5 percent of Tech's points in ACC games, and they have either scored or assisted on 305 of the Yellow Jackets' 459 baskets (66.6 percent). They ranked No. 8 (Devoe) and 12 (Alvarado) in the ACC in scoring average. Combined, they shot 49.9 percent from the floor and 40.8 percent from three-point range.

Again, both players earned All-ACC recognition, Alvarado on the second team and Devoe honorable mention.

Tech is 13-1 this season when both score in double figures, 10-0 in ACC games. In their two-plus seasons together at Tech, the Yellow Jackets are 26-6 when doing so.

BOTH IN DOUBLE FIGURES VS. ACC

Def. North Carolina, 72-67 - 20 points each (40 of Tech's 72 points), 15-of-21 FG, 11 assists, 11 rebounds combined

Def. Wake Forest, 70-54 - combined for 42 of Tech's 70 points (Alvarado 25, Devoe 17), combined for 15-of-28 FG, 6-of-14 from distance.

Def. Florida State, 76-65 - scoring 21 and 19, respectively,

TECH NOTEBOOK

Media Guidelines

Due to Covid-19 restrictions, all media access during the 2020-21 season, including non-game day sessions and post-game press conferences, will be conducted virtually via Zoom call.

The Yellow Jackets' student-athletes and coaches are generally available to the media prior to practices once prior to each game during the season. The practice schedule varies once the season begins, and media sessions will be scheduled and announced weekly.

Georgia Tech's practices are closed to the public and the media even during normal times.

Interview requests with student-athletes that need to be conducted at other times must be made through Mike Stamus in the communications office at least 24 hours in advance. These interviews will be scheduled around the student-athletes' availability and class schedule.

Media are asked not to contact student-athletes directly either by phone, text, social media or e-mail; they are instructed to refer media to the communications office. Every effort will be made to make players available when requested. Players are not available on game days until after the game.

Interviewing Coach Pastner

Media wishing to speak with Coach Pastner at times other than scheduled media availabilities must notify Mike Stamus in the communications office in advance to make or confirm arrangements. He also is available each Monday on the ACC Teleconference beginning January 4.

Post-Game Protocol

Each team will host its own postgame press conference via video teleconference. Georgia Tech will employ Zoom technology and provide a link to the media the day of each game.

Josh Pastner Radio Show

Head coach Josh Pastner's weekly radio show airs each Monday from 7-8 p.m. on "680 the Fan" and 93.7 FM, beginning in December.

ACC Coaches Weekly Teleconference

The 15 ACC head basketball coaches will be featured on nine Monday teleconferences during the 2019-20 season, beginning on January 4, and continuing through March 1. Each coach will have 10 minutes to make an opening statement and answer questions. There will be an instant replay of each teleconference on the Conference's internet site TheACC.com each Monday afternoon.

Coaches whose teams play on Monday in January and February are not required to participate in that day's call. Coaches who do not have a Monday game - Georgia Tech is one - will be on every Monday at the same time. The teleconference schedule for each Monday will differ for the other head coaches, depending on what teams play that Monday night.

Contact Andy Fledderjohann at the ACC media relations office (afledder@theacc.org) for the call-in number and for questions on the schedule.

hit 6-of-14 three-pointers and dished 10 assists

Def. Notre Dame, 82-80 - 19 points each, hit 15-of-22 shots and 6-of-8 threes with seven assists

Def. Pittsburgh, 71-65 - 13 points for Devoe, including the tiebreaking 3-point FG with 4:20 left in the game; 12 for Alvarado, with five assists; 10-of-10 FT combined in the second half

Def. Miami, 87-60 - Season-high 29 points from Devoe, who hit a career-high seven three-point field goals, while Alvarado scored 16 with six assists and three steals. Combined to hit 17-of-24 FG, 9-of-15 threes.

Def. Virginia Tech, 69-53 - Alvarado scored 13 points, Devoe 12, combining to hit 10-of-24 shots from the floor, 4-of-11 from three-point range, with seven assists and six steals.

Def. Duke, 81-77 (ot) - Devoe scored 15 points, Alvarado 10. Combined for seven assists and 12-of-14 from the foul line. Alvarado scored six of his 10 in overtime.

Def. Wake Forest, 75-63 - Devoe scored 20 points on 8-of-10 shooting from the floor, including a pair of threes, while Alvarado added 11 while hitting 4-of-7 and one three, five assists and four steals.

Def. Miami, 70-66 (ACC Tournament) - Alvarado scored 13 points apiece and combined for 11 assists.

Def. Florida State, 80-75 (ACC Tournament) - Combined for 33 points (Devoe 20, Alvarado 13), eight rebounds, six assists and seven steals.

All in for Alvarado

Point guard Jose Alvarado, recruited to Georgia Tech primarily for his winning attitude, toughness and determination, was given the green light by head coach Josh Pastner to handle the position as a freshman, sink or swim. He has developed into Tech's engine and leader on the floor, earning third-team All-ACC honors as a junior.

A season-long candidate for ACC Player of the Year, Alvarado wound up on the All-ACC second team and was named the ACC's Defensive Player of the Year.

The Brooklyn, N.Y., native ranks among the top 10 in the ACC in seven (7) statistical categories ... No. 9 in ACC in scoring (15.28 ppg), No. 6 in FG percentage (.506), No. 1 in FT percentage (.846), No. 6 in assist average (4.12), No. 1 in steals (2.96), No. 7 in assist/turnover ratio (2.02), No. 3 in minutes (36.98) ... With enough makes he would also rank in the top 10 in three-point percentage (.389).

He held top-10 rankings in many of those categories for ACC games only.

Alvarado is No. 2 in the nation in steals per game. If he holds his conference lead in steals, he will become the first Tech player to do so twice, and the first ACC player since Chris Paul in 2004 and 2005 to accomplish that.

Will to Win

Many of Georgia Tech's biggest wins bear Jose Alvarado's fingerprints.

- Though he scored just 12 points, he went 6-for-6 from the free throw line, had five assists, and played blanket defense on Pitt guard Xavier Johnson, who turned the ball over seven times and fouled out after playing just 20 minutes.

- He scored 20-plus points in consecutive games against Virginia, Duke and Florida State, helping fell the No. 16 Seminoles with 21 points (12 in the second half), six assists and five steals, and then scoring 19 points with five assists and six steals to rally the Jackets past Notre Dame.

- At Virginia in a close loss on Jan. 23, Alvarado scored 20 points, made four three-point field goals, and added eight assists and six steals. He nearly led Tech to a win at Duke, scoring 18 of his 26 points and dishing four of his five assists in the second half as the Jackets came from 11 points down to lead inside the final four minutes.

- In that same meeting against Virginia, guarded Sam Hauser for the entire 40 minutes he was on the floor, holding

Tech Among ACC Steal Leaders

****Career steals per game**

Rk	Player	G	Stl	Avg.
4.	Kenny Anderson	65	168	2.58
12.	Iman Shumpert	92	207	2.25
*	Jose Alvarado	105	+226	*2.15
†25.	Mark Price	126	240	1.90

**18th if career ended today, +25th in ACC history*

the Cavaliers' forward to eight points on seven shot attempts (0-for-1 on threes), and no free throw attempts

- Alvarado scored 12 of his game-high 20 points in the second half and added seven assists and three steals in Tech's 72-67 victory over North Carolina.

- Similarly, he scored 15 of Tech's first 17 points out of halftime against Wake Forest, finishing with a game-high 25 points. He scored 19 of his 24 in the second half of the Jackets' ACC/Big Ten Challenge game at Nebraska.

- In Tech's win over Pitt on Feb. 14, Alvarado hounded Pitt's Xavier Johnson into seven turnovers and five fouls in just 20:32 of playing time.

- In Tech's win at Miami, hit 6-of-8 shots from the floor and a pair of threes, adding six assists and three steals, helping hold high-scoring Isaiah Wong to four points.

- In Tech's OT win over Duke, scored six of his 10 points in overtime, including a field goal and 4-of-4 from the foul line. Played all 45 minutes.

- In the regular-season finale at Wake Forest, scored nine of his 11 points in the second half, hitting 4-of-5 shots from the floor and his only three, and recorded four of his five assists and three of his four steals after intermission.

- In Tech's ACC Tournament win over Miami, he came back from a first-half knee injury to play all 20 minutes in the second half and made the play of the game by recovering an errant in-bounds pass with Tech clinging to a two-point lead in the closing seconds, and finding an open Jordan Usher for a clinching layup on the other end.

- In the ACC Championship game, he scored nine of his 13 points in the second half, hitting five free throws in the final 37 seconds. He got a steal and fed Michael Devoe for a game-clinching layup with one second on the clock.

WHAT THEY SAY ABOUT ALVARADO

- ESPN analyst Jay Bilas: "His emotion is energy-giving to his team. If you lose sight of him, you're probably hearing his footsteps, because you know he's around. His impact went far beyond his numbers on the stat sheet."

- Duke head coach Mike Krzyzewski: "He's talented, he's motivated, and he's incredibly savvy. He's as good a competitor as we have in our league."

- ACC Network analyst Luke Hancock: "Are there many point guards in this league I would take? I can't name too many. He's a competitor, he's an upperclassman, he's tough. He plays the game within the game. He can really frustrate opposing players, because he's crafty, he'll talk a little trash to you, he's very physical, he's always emotional out there, and that fires other guys up."

- Atlanta Journal-Constitution: "While Alvarado was a three-star prospect coming out of high school who picked Tech over Rutgers and Seton Hall, there is no player quite like him this season. Across Division I, after Sunday's (Feb. 14) games, there were three players averaging at least 15 points, three assists and two steals per game while shooting at least 50% from the field. Of the three, Alvarado (16.8 points, 4.1 assists, 2.8 steals, 51.7% field-goal percentage) is the only one registering those numbers in a power conference."

- Notre Dame coach Mike Brey: "Thoroughly impressed with him. I used the line that they use with the Yankees since he's a New Yorker, he is absolutely the straw that stirs the

TECH NOTEBOOK

Career Games With ...

Double-Figure Points	2020-21	Career
Jose Alvarado	20	70
Michael Devoe	20	58
Khalid Moore	2	7
Bubba Parham	6	+65
Kyle Sturdivant	1	#2
Jordan Usher	17	*35
Moses Wright	21	52

+includes 53 at VMI; *includes 10 at USC; #includes 1 at USC

20-plus Points	2020-21	Career
Jose Alvarado	8	26
Michael Devoe	8	20
Bubba Parham	--	24
Jordan Usher	1	*3
Moses Wright	10	13

30-plus Points	2020-21	Career
Michael Devoe	1	1
Bubba Parham	0	9
Moses Wright	2	3

10-plus Rebounds	2020-21	Career
Jose Alvarado	1	2
Michael Devoe	1	1
Jordan Usher	1	1
Moses Wright	7	15

Double-Doubles	2020-21	Career
Jose Alvarado	1	2
Michael Devoe	1	1
Jordan Usher	1	1
Moses Wright	7	14

Tech Among ACC Leaders

All Games	Player	#	Rank
Scoring average	Moses Wright	17.40	3
	Jose Alvarado	15.28	9
	Michael Devoe	15.08	10
Rebounding	Moses Wright	8.04	4
Field goal pct.	Moses Wright	.532	4
	Jose Alvarado	.506	6
	Michael Devoe	.451	10
Free throw pct.	Jose Alvarado	.846	1
	Moses Wright	.658	15
3-point FG made	Michael Devoe	2.28	5
Assists	Jose Alvarado	4.12	6
	Michael Devoe	3.32	9
Assist/TO ratio	Jose Alvarado	2.02	8
	Michael Devoe	1.28	15
Blocked shots	Moses Wright	1.64	6
Steals	Jose Alvarado	2.96	1
	Jordan Usher	1.60	5
	Moses Wright	1.48	7
Offensive rebounds	Moses Wright	3.16	4
Defensive rebounds	Moses Wright	4.88	12
Minutes Played	Jose Alvarado	36.98	3
	Moses Wright	35.34	6
	Michael Devoe	34.50	9

ACC Games	Player	#	Rank
Scoring average	Moses Wright	16.94	3
	Michael Devoe	16.12	8
	Jose Alvarado	14.41	12
Rebounding	Moses Wright	8.06	6
Field goal pct.	Moses Wright	.531	5
	Jose Alvarado	.526	6
	Michael Devoe	.458	11
Free throw pct.	Michael Devoe	.754	10
3-point FG made	Michael Devoe	2.47	4
Assists	Jose Alvarado	4.24	5
	Michael Devoe	2.88	14
Assist/TO ratio	Jose Alvarado	2.00	6
Blocked shots	Moses Wright	1.88	5
Steals	Jose Alvarado	3.12	1
	Jordan Usher	1.59	5
	Moses Wright	1.53	7
Offensive rebounds	Moses Wright	3.00	4
Defensive rebounds	Moses Wright	5.06	12
Minutes Played	Jose Alvarado	37.40	2
	Moses Wright	35.75	4
	Michael Devoe	34.90	10

Through games of March 6

drink for Georgia Tech. We're watching tape, and obviously he leads the league in steals, and he had a couple key ones the other night against us ... and he comes from behind and gets somebody from Duke and goes coast to coast, and I turned to our staff, and I told them 'that's called getting New Yorked.' New York guards have an instinct for picking your pocket and great hands. He is right out of that mold. He makes them go."

• **Louisville coach Chris Mack:** "To me, Alvarado has played all year long as a First Team All-ACC player..."

• **Virginia coach Tony Bennett:** "He really has quick hands. Look at his eyes, he is wired. He's experienced, and he's really got a defensive mindset, really quick with good instincts."

• **Chris Carlson, Syracuse Post-Standard:** "Point guard Jose Alvarado, who feels like he's been playing forever, has emerged as an early candidate for ACC Player of the Year."

• **Clemson coach Brad Brownell:** "He's got an unbelievable nose for the ball and great anticipation skills. He wants to be involved in every play."

YEAR-BY-YEAR FOR ALVARADO

Year	PPG	APG	FG%	3PT%	FT%	A/TO	MPG
2017-18	12.1	3.1	.448	.370	.802	77/59	35.0
2018-19	12.5	3.4	.392	.286	.743	105/64	34.3
2019-20	14.4	4.1	.444	.336	.793	96/64	33.5
2020-21	15.3	4.2	.506	.389	.846	103/51	37.0

Alvarado Moving Up Career Charts

Jose Alvarado sits at No. 19 with 1,416 points and needs 43 to reach 18th place, held by Jim Wood (1974-77). He has posted 70 double-figure scoring games in his career, 25 times scoring 20 or more.

CAREER RANKINGS AT TECH FOR ALVARADO

Stat	Value	Rank
Points	1,416	19
3-point field goals	170	11
3-point FG attempts	500	9
Assists	381	12
Steals	226	3
Minutes per game	34.9	8

Zero-Star to All-Star

The best player development story in Georgia Tech's program is that of junior forward Moses Wright, who played only one year of high school basketball and was not rated at all coming out of high school.

His senior season has seen an even greater jump for the 6-9 Raleigh, N.C., native, who ranks among the ACC's TOP SIX in scoring average (3rd, 17.40 ppg), rebound average (4th, 8.04 rpg), field goal percentage (4th, .532), steals (7th, 1.48 pg), blocked shots (6th, 1.64 per game), offensive rebounds (4th, 3.16 rpg) and minutes (6th, 35.34 mpg).

That across-the-board performance and his explosive performance of the last three weeks of the regular season made him the ACC's Player of the Year, Tech's first since 1990, and he is the first All-ACC first-team selection since 2001.

During Tech's six-game winning streak to end the regular season, Wright averaged 23.5 points and 10.0 rebounds, with four double-double performances. He has hit 65-of-97 FG (67 pct.), 23-of-36 FT (63.9 pct.) and 3-of-4 3pt FG, adding in 19 assists, 12 blocks, and 6 steals.

Most remarkable is the improvement in his ballhandling. He has turned over the ball just 41 times (once every 21.5 minutes), compared to once every 13.2 minutes his first three seasons. He has achieved career highs in assists (57) and steals (37).

Remarkably consistent, Wright has failed to reach double figures in scoring only 12 times since the beginning of last season and is the only Jacket to play and start every game.

Wright has scored in double figures in 20 games this season, hitting 20 or more in 10 of those. He has seven

double-doubles, six of them against ACC teams. His 31-point, 16-rebound game Saturday against Syracuse was his third game of 30 points or more with 10 or more rebounds in his career.

WHAT THEY SAY ABOUT WRIGHT

Duke head coach Mike Krzyzewski prior to Tech's March 2 win over the Blue Devils: He is "arguably playing as well or better than anybody in our conference. He's been sensational."

Tweeted ESPN play-by-play announcer Anish Shroff following Tech's win over Syracuse: "@GTMBB's Moses Wright ranks in the ACC's top 5 in scoring, rebounding, blocks and steals. That's POY material. Not bad..."

Said ESPN analyst Paul Biancardi during Tech's Dec. 20 win over Delaware State: "A zero-star recruit out of high school maybe, but he's producing like a 5-star player."

Said ACC Network analyst Luke Hancock: "Moses Wright is a beast. He can do it all. He's emerging as a scorer, block shots, rebounder, will absolutely dunk it right on your head. He's an intimidator and plays with a lot of emotion as well."

YEAR-BY-YEAR FOR WRIGHT

Year	PPG	RPG	FG%	3PT%	FT%	A/TO	MPG
2016-17	3.6	3.4	.307	.065	.543	17/29	16.6
2017-18	6.7	3.7	.470	.208	.489	23/34	18.5
2018-19	13.0	7.0	.531	.241	.617	28/82	30.4
2019-20	17.4	8.0	.532	.414	.658	57/41	35.3

Be Like Mike

Sophomore guard Michael Devoe, the highest-rated high school prospect Georgia Tech has recruited under Josh Pastner until this fall, steadily improved over the course of his freshman season and made a quantum leap for the Yellow Jackets as a sophomore, finishing No. 7 in the ACC at 16.0 points per game and No. 5 in field goal percentage (47.6).

He warmed back up to that level in ACC play this season, and earned honorable mention All-ACC recognition for the second year in a row.

Left off the three All-ACC teams, he came up big for the Jackets in the ACC Tournament and scored 13 points against Miami and 20 against Florida State in the championship game to earn tournament Outstanding Player honors.

The 6-5 guard averaged 16.1 points in ACC regular season games (No. 8 in the conference), scoring a season-high 29 points at Miami, 21 and 19 points in two games against Florida State, 22 at home against Clemson, 20 in its win over North Carolina, 17 against Wake Forest and Louisville, 19 against Notre Dame, 23 at Clemson, 18 against Syracuse and 20 at Wake Forest.

He led the ACC in three-point percentage in conference games at times this season, finishing No. 3 at 41.2 percent, and ranked No. 4 in threes per game (2.47). He drained a career-high seven threes at Miami in 11 attempts, and had a 6-for-7 game Jan. 20 against Clemson.

For his career, Devoe has connected on 40.8 percent of his three-point tries, and has hit 42.9 percent in ACC games.

He passed 1,000-point career milestone with his 13-point game Feb. 14 against Pittsburgh and is No. 37 on Tech's all-time list (1,135).

Burning at Both Ends

Georgia Tech has lived and succeeded by playing excellent defense during its four-plus years under Josh Pastner, but behind their guard combo of Jose Alvarado and Michael Devoe, the Yellow Jackets have risen to become one of the better offensive teams in the ACC.

In the KenPom.com rankings, Tech currently holds its highest offensive efficiency rating (113.3) and national ranking (27) under Pastner, and ranks No. 38 in effective field goal percentage (53.9) and No. 29 in lowest turnover percentage

TECH NOTEBOOK

McCamish Pavilion 411

Name: McCamish Pavilion (mc-CAME-ish), named for Atlanta insurance executive Hank McCamish who gave the lead gift for the facility

Capacity: approximately 8,600 (6935 court level, 1665 balcony level)

Cost: \$50 million

Contractor: Whiting-Turner

Architect: Populous

Cremins Court: the court remains named for the former Tech head coach

Alexander Courtyard: located at the Fowler Street entrance, honors the former Tech director of athletics and the history of the former Tech home arena named for him

Grand entrance: 10th and Fowler Streets, foyer includes graphic representations of retired jerseys and Tech's two Final Four appearances

Other entrances: West entrance off Fowler Street (students and media), East entrance from main arena parking (for club patrons)

Features: center-hung scoreboard and video boards, mezzanine fascia ribbon boards, theatrical lighting, primarily chairback seating, club area

Facts and Dates

- 2,500 cubic yards of concrete removed
- 3,000 cubic yards of concrete installed
- 500 tons of new steel installed
- Over 1 mile of new railing installed
- 20,000 gallons of paint used
- 2,000 feet of new mechanical piping
- 2,500 feet of new ductwork
- \$4M in new audio-visual and scoreboards
- 50 TV's throughout the concourse and Callaway Club
- Farthest distance material has traveled to get on site: 4,835 miles
- Shortest distance material has traveled to get on site: 1 mile
- Number of Tech alumni involved in the project: over 100
- Number of days construction took: 520
- Number of 1950's old style Coke bottles found while installing the underground foundations: 11
- Number of new staircases: 13
- Number of new sports lights for the competition floor: Over 300
- 270-degree court view from concourse

Groundbreaking: May 5, 2011

Opening: October, 2012

First public event: Oct. 21, 2012 - Jacket Jam (men's and women's scrimmages)

First men's game: Nov. 9, 2012 vs. Tulane

Head coaches: Brian Gregory of Georgia Tech, Ed Conroy of Tulane

Officiating crew: Karl Hess, Gary Maxwell, Raymond Styons

TV announce crew: Tom Werme, Cory Alexander (ACC Network)

First Tech points: Marcus Georges-Hunt (2 FT, 18:13, 1st half)

First basket: Tulane's Josh Davis (18:44, 1st half)

Attendance: 8,600 (sellout)

First women's game: Nov. 11, 2012 vs. Tennessee

Tech played 55 seasons in Alexander Memorial Coliseum, compiling a record of 556-194 (.741). Miami was the last team to play Tech there, a game Tech won, and was the first ACC team to play in McCamish Pavilion, which Miami won. For the 2011-12 season, Tech played its home games at Philips Arena and the Arena at Gwinnett.

(15.9). The Jackets have done this relying more on the three-point shot than they did last season (36.9 percent of their FGA are threes compared to 29.6 percent last season).

Tech has scored more than a point per possession in nine straight games and 21 times this season.

Without relying a great deal on three-point shooting last season, Tech ranked No. 171 nationally with a 103.1 offensive efficiency rating, and No. 157 with a 49.8 percent effective field goal percentage.

3-POINT RELIANCE UNDER PASTNER

Percentage of 3FA/FGA according to KenPom.com

Year	3PA/FGA	Nat'l Rank
2016-17	24.6%	349
2017-18	27.7%	335
2018-19	33.4%	303
2019-20	29.6%	324
2020-21	36.9%	188

Takeaways Over Rejection

Not only has Georgia Tech cut down on its own turnovers this season, it has become one of the nation's best teams at creating turnovers as a way of generating offense. It has been a by-product of playing a smaller lineup that lacks a rim protector.

Tech's center has made the ACC's All-Defensive Team each of the last four years - Ben Lammers (2017, 2018) and James Banks III (2019, 2020), both of whom lead the conference in blocked shots. This year, Tech has two representatives on the All-Defensive Team - Jose Alvarado, who was also named ACC Defensive Player of the Year, and forward Moses Wright.

Tech is No. 1 in the ACC in steals in conference games (9.20 per game), with Alvarado, Jordan Usher and Wright all ranked among the top seven individually. Tech remains No. 1 in most turnovers forced (15.92 per game). Wright also has improved as a rim protector, sitting No. 6 in the ACC in blocked shots (1.64 per game).

The Jackets are No. 2 nationally in steal percentage and No. 15 in turnover percentage, according to KenPom.com. Those takeaways have directly boosted Tech's scoring.

Year	TO Forced	Steals	Pts/TO	FBrk Pts	Blocks
2019-20	13.9 pg	7.1 pg	14.9 pg	10.2 pg	4.6 pg
2020-21	15.9 pg	9.2 pg	18.9 pg	13.8 pg	3.4 pg

Wire-to-Wire

Though he has expanded his bench to reflect the growing level of talent within the program, head coach Josh Pastner remains committed to a tight playing rotation when conference play rolls around, reminiscent of the way Bobby Cremins coached the Yellow Jackets over his 19 seasons.

Tech currently ranks No. 337 in percentage of minutes played by reserves (19.9). Jose Alvarado and Moses Wright rank No. 26 and No. 76 nationally in percentage of minutes used. Between them, Alvarado and Wright have eight complete games this season.

Tech's highest ranking in bench minutes under Josh Pastner came in 2017-18, when the Jackets ranked No. 89 at 33.5 percent. They have not ranked higher than No. 210 in any other year under Pastner.

BENCH MINUTES UNDER PASTNER

Year	Pct.	Nat'l Rank	Natl Avg.	Vs. ACC
2020-21	19.9	337	31.1	na
2019-20	26.5	267	30.3	na
2018-19	33.5	89	30.3	na
2017-18	30.1	210	31.5	na
2016-17	24.6	323	31.9	na

Assisted Living

Georgia Tech coach Josh Pastner preached and prodded his Yellow Jackets on ball and player movement and hard cutting from the first time he got his team on the practice court. His primary measuring stick on how well the Jackets perform offensively is their ratio of assists to made field goals.

Tech has consistently been above the national average and maintained a high rate in ACC games. The Jackets currently rank No. 40 nationally at 57.8 percent. They hold the second-highest mark in ACC games only (58.8 pct.).

Tech's top assists-to-made field goals ratios: 1987-88 - 68.3; 1988-89 - 65.9; 1986-87 - 65.8; 1992-93 - 65.0; 1985-86 - 64.8; 2000-01 - 62.9; 1999-00 - 62.9; 2016-17 - 62.6.

ASSISTS TO MADE FG UNDER PASTNER

Year	A/FGM	Nat'l Rank	Natl Avg.	Vs. ACC
2020-21	57.8	40	51.7	na
2019-20	53.3	139	51.5	58.0
2018-19	57.4	46	51.9	56.4
2017-18	54.3	119	52.3	53.9
2016-17	62.4	13	52.4	63.2

Build the Wall

Due to its ability to play both zone and man-to-man and keep opponents off-balance, Georgia Tech has been able to rely on its mixture of defenses to win games over Josh Pastner's first four seasons at Georgia Tech.

After giving up 205 points against Georgia State and Mercer, Tech has gone on to limit 13 of its last 23 opponents to less than one point per possession, nine of them in the ACC (Wake Forest 0.772, North Carolina 0.955, Florida State 0.886, Virginia 0.993, Pittsburgh 0.985, Miami 0.877, Virginia Tech 0.936, Duke 0.981, Wake Forest 0.932, Miami 0.949).

The Jackets are currently No. 52 nationally according to KenPom.com in defensive efficiency (94.8), and have held six of their last seven opponents under a point per possession.

The Pause Nobody Wanted

Four of Georgia Tech's January ACC games were postponed due to COVID-19 protocols prior, matching the longest layoff (16 days between games) in program history.

The last such break occurred the 1982-83 season, when coach Bobby Cremins' second Tech team, led by freshman Mark Price, went 16 days between games (Dec. 18 to Jan. 4). Tech has five in-season breaks of 14 days or longer all-time, all of them around the Christmas holiday.

Only two of Georgia Tech's five postponed ACC games were rescheduled and played, at Louisville (Feb. 1) and at home against Pitt (Feb. 14). The Yellow Jackets' games at Notre Dame (originally Jan. 6) and NC State (Jan. 16) and the home game against Boston College (Feb. 17) will not be made up unless a cancellation occurs this week. Tech also had a non-conference game at UAB (Dec. 23) cancelled due to COVID concerns with the Blazers.

LONGEST LAYOFFS

Season	Dates	#Days b/t Games
2020-21	Jan. 3-20	16
1982-83	Dec. 18-Jan. 4	16
1953-54	Dec. 12-28	15
1948-49	Dec. 22-Jan. 7	15
1945-46	Dec. 20-Jan. 4	14

Three Freshmen Join 2020-21 Squad

Georgia Tech filled all three of its available scholarships for this season, signing four-star 7-1 center **Saba Gigiberia**, three-star 6-2 guard **Tristan Maxwell** and three-star 6-9 forward **Jordan Meka**.

TECH NOTEBOOK

Georgia Tech By the Numbers

1	SEC Championships
1	NCAA Post-Graduate Scholar
1	Naismith Award winner
2	Final Four appearances
2	ACC regular-season titles
2	ACC Players of the Year
2	National Freshmen of the Year
3	ACC Championships
3	Years a Member of the Metro Conference
5	First-team All-America players
6	Jersey numbers retired
6	Academic All-Americans
7	NCAA Sweet 16 appearances
8	Wins over teams ranked No. 1
8	NBA lottery picks
12	ACC Rookie of the Year honorees
14	Head coaches in program history
16	NCAA Tournament berths
19	NBA first-round draft picks
24	Total postseason berths (NCAA and NIT)
32	Years a Member of the SEC
40	Years a Member of the ACC
47	Players taken in the NBA Draft
49	Players selected All-ACC
228	Weeks ranked in either AP or Coaches Poll

Gigiberia, originally from Tbilisi in the Republic of Georgia, attended Prolific Preparatory School in Napa, Calif., after a year at Findlay Prep in Las Vegas, Nev. He has represented Georgia in the FIBA U16 and U18 European Championships.

Meka, originally from Yaounde, Cameroon, has attended Mt. Bethel Christian Academy in Marietta, Ga., since ninth grade, and has made all-state teams the last three years and is the school's all-time leading scorer, rebounder and shot-blocker.

Maxwell, the son of 13-year NBA veteran Vernon Maxwell, led class 4A in three-point shooting last season at North Mecklenburg High School in Huntersville, N.C. He is the school's all-time leading three-point shooter and scorer, and was the consensus North Carolina Player of the Year in 2019-20.

Transfers Howard, Sturdivant Eligible Immediately

Georgia Tech added two players with high-major college experience when 6-10 forward Rodney Howard and 6-2 guard Kyle Sturdivant, both of whom prepped in the state of Georgia, transferred into the Tech program from Georgia and Southern California, respectively, following the 2019-20 season.

Both players were granted immediately eligibility by the NCAA and have three seasons to play for the Yellow Jackets.

Howard, who played 24 games last year and was the second-leading shot-blocker for the Bulldogs, adds experience a young post group that includes freshmen Saba Gigiberia and Jordan Meka.

Sturdivant, who played 21 games at USC before his season ended abruptly due to the death of his father, joins a deep and talented group of guards.

Pre-Season Storylines

- **Core group returns** - Georgia Tech returned four of its five starters and seven of its eight primary rotation players in 2020-21. Tech's returning players combined for 125 starts and 79.7 percent of Tech's minutes in 2019-20.

- **Firepower returning** - Tech returned its top three scorers from last season - Jose Alvarado, Michael Devoe and Moses Wright - who accounted for 56.2 percent of its points, 36.1 percent of its rebounds and 43.7 percent of its minutes.

- **Get old and stay old** - Tech's core group of returning players includes four seniors and two juniors.

- **Reinforcements** - Tech added three freshmen rated the nation's No. 51 recruiting class by 247Sports - 6-3 high-scoring guard Tristan Maxwell from North Mecklenburg High School in Charlotte, N.C., 6-9 post player Jordan Meka from Mt. Bethel Christian Academy in Kennesaw, Ga., and 7-1 post player Saba Gigiberia from Prolific Prep Academy in California.

- **Boomerang boys** - All four of the transfers on Georgia Tech's roster are from the Atlanta metropolitan area or went to high school here - Rodney Howard (Alpharetta/Centennial HS), Bubba Parham (Snellville/Brookwood HS), Kyle Sturdivant (Norcross/Norcross HS) and Jordan Usher (Canton/Wheeler HS). Tech graduated two others last season - James Banks III (Decatur, Ga., transferred from Texas) and Shembari Phillips (Atlanta, Ga., transferred from Tennessee).

- **106th season** - Georgia Tech is playing its 106th season of basketball in 2020-21 and began the season with an all-time record of 1,393-1,258 (22 wins and one loss from the 2016-17 and 2017-18 seasons were vacated by the NCAA Committee on Infractions).

- **Tech in ACC play** - This is Tech's 42nd season as a member of the Atlantic Coast Conference, having won the conference championship in 1985, 1990 and 1993. Prior to that, Tech competed in the Metro Conference for three seasons from 1975-78, was an independent from 1964-75, and was a member of the Southeastern Conference for 32 years from 1932-64, winning one title in 1938.

- **63** - Total years of full-time experience on Division I staffs for Tech's coaching staff.

- **Never on Tuesday** - Because Georgia Tech dropped

the appeal of its postseason ban by the NCAA, it did not play in the ACC Tournament. It is worth noting, however, that the Yellow Jackets' fifth-place regular-season finish would have given them a first-round bye for the first time since the conference expanded to 15 teams.

- **The News at 11** - Tech achieved double-digit ACC wins for the first time since the Yellow Jackets went 13-3 to win the 1995-96 regular season title in the ACC. Tech has won 10 or more ACC games only three times in its 41-year history in the conference.

- **Winning** - Tech's last winning record in the ACC before last season was 2003-04 (9-7), and the Jackets have posted only seven such seasons in 41 years in the league.

- **Home stretch** - Georgia Tech won its final seven home games (six of them ACC games) after starting the season 3-6 within the confines of McCamish Pavilion. Tech's six-game home ACC win streak was its longest since the Jackets went 8-0 at home in the conference in 1995-96.

- **More snacks** - Tech finished 5-5 on the road in the ACC in 2019-20, having defeated NC State, North Carolina, Boston College, Wake Forest and Clemson. The last time Tech won five conference road games was 1995-96 (5-3), when the Jackets finished 13-3 overall and won the ACC regular season title. It is the only other time Tech has won as many as five ACC road games.

- **ACC honors** - Jose Alvarado (All-ACC third team), Michael Devoe (honorable mention All-ACC), James Banks III (ACC All-Defensive team for the second time).

- **Offense catches up to defense** - Tech finished the regular season No. 17 in the nation in defensive efficiency, according to KenPom.com, and with its best rankings in offensive efficiency and adjusted tempo in the Yellow Jackets' four years under Josh Pastner. Tech improved its overall field goal percentage in ACC games over 2018-19 by 3.6 percent, and its three-point rate by 3.5 percent.

- **A make-or-miss game** - After ranking near the bottom of the ACC in shooting over the first three years under Josh Pastner, Georgia Tech finished 2019-20 ranked No. 2 in the ACC in field goal percentage (46.2) against the conference, No. 6 in three-point percentage (34.1) and No. 9 in scoring (69.85). *See chart on page 4.*

- **More balanced** - Tech ranked ninth in the ACC in scoring average in conference games (69.85) and sixth in scoring defense (69.20). The Jackets have typically ranked near the top in defense (average ranking 4.3) and near the bottom in offense (14.3) the last three seasons. Tech also ranked near the middle in offensive (9th) and defensive efficiency (5th) against the league, according to KenPom.com.

- **Defending the arc** - Tech finished the season with a program record in 3-point field goal percentage defense (28.5 pct.), beating the 2004 Final Four team mark of 29.74 pct. ACC foes shot 29.2 percent against the Jackets, just shy of the mark of 29.0 percent yielded by the 2007-08 team.

- **Clamping down** - Tech won its final six ACC games at home (NC State, Virginia Tech, Louisville, Clemson, Miami, Pittsburgh), holding all five to less than 60 points (57.7 ppg) and limiting them to 36.7 percent shooting from the floor, 18.1 percent from three-point range. *See chart on page 6.*

Building Depth

The upward progress of Georgia Tech's program is evident in the development of its last three classes, each of whom has played significant minutes and made significant contributions on the ACC level. Though not highly-rated in terms of rankings, the players have a wide range of skills and have developed into consistent conference-level performers for the next couple of years.

a. The 2017-18 class of Jose Alvarado, Evan Cole and Moses Wright combined to start 152 games, and contributed 31.8 points, 11.0 rebounds and 76.5 minutes per game last season (Cole graduated and transferred after last season). Alvarado and Wright have started every game of 2020-21

TECH NOTEBOOK

and are the Jackets' top two scorers and have played the most minutes.

b. The 2018-19 class of Michael Devoe, Khalid Moore and Kristian Sjolund combined to start 117 games, and contributed 19.5 points, 6.0 rebounds and 50.4 minutes last season (Sjolund redshirted before transferring to UTEP after last season). Devoe has started every game the last two seasons and is the Jackets' No. 3 scorer, while Moore has started 10 games in 2020-21 and been an key contributor in ways that don't always show up in the box score.

c. James Banks III, who transferred from Texas, and Jordan Usher, a transfer from Southern California, started 54 games, contributed 17.7 points, 12.0 rebounds and played 56.2 minutes per game in 2019-20. Banks moved on to play professionally, while Usher has started every game this season and is the Jackets' No. 4 scorer (11.5 ppg).

Five-Star Player Development

Notable player development successes over the past four seasons include Josh Okogie, Ben Lammers, Tadic Jackson, Abdoulaye Gueye, James Banks III, Jose Alvarado, Moses Wright and Michael Devoe, who maximized their skill sets and their production under the current coaching staff.

Okogie went from being ranked 11th in the state as a HS senior to a first-round NBA draft pick. Gueye, a 6-9 forward, developed from a project player into an ACC-level contributor in the first two seasons with the current staff. Graduate transfer Brandon Alston had similar statistical numbers at the ACC level as he compiled in two seasons at Lehigh.

Banks, a 6-10 center, made the ACC's All-Defensive team twice in two years and finished his career No. 8 in blocked shots at Tech. Wright blossomed at the end of the 2018-19 season and doubled his scoring and rebounding averages in 2019-20 over his sophomore year. Devoe added more than six points to his scoring average and ranked among the top five in the ACC in field goal and three-point percentage.

Tech Inks 16th-Ranked Recruiting Class

Georgia Tech signed its highest-rated class in nine years during the November signing period when four-star guards **Dallan "Deebo" Coleman** and **Miles Kelly**, as well as three-star forward **Jalon Moore**, put their names on letters-of-intent to join the Yellow Jackets.

The three-player class is rated the 17th-best in the nation and third-best in the Atlantic Coast Conference according to the 247Sports composite team rankings. Coleman, a 6-6 guard from Callahan, Fla., at No. 48 nationally, is the highest-rated player to sign with Tech during the tenure of head coach Josh Pastner. Kelly, a 6-5 guard from Lilburn, Ga., is No. 108 according to 247Sports but as high as No. 98 according to Rivals. Moore, a 6-6 forward from Gardendale, Ala., holds a 247Sports ranking of No. 137.

Coleman and Kelly are both among the nominees for the 2021 McDonald's All-American Game.

It is the first time since 2012 that Georgia Tech has signed as many as three players ranked among the nation's top 150 in the 247Sports ranking. Tech's 2012 recruiting class included four-star forwards **Marcus Georges-Hunt** and **Robert Carter, Jr.**, and was rated the nation's 10th-best. The Jackets had the nation's 11th-ranked class in 2009, a six-player group highlighted by forward **Derrick Favors**, the nation's top-ranked prospect, and guard **Mfon Udofia**.

Winning Starts at Home

Georgia Tech and head coach Josh Pastner have made a priority of making McCamish Pavilion a real homecourt advantage for the program, and the Yellow Jackets made a good start on that by setting a program record for wins at home (17) in 2017-18, including a 7-2 ACC record and two NIT victories.

Tech is 28-16 against ACC teams at home under Pastner, and that includes a 8-9 mark against ranked opponents.

Tech is 58-23 at McCamish Pavilion under Pastner, 101-53 since the building opened for the 2012-13 season.

Welcome to The Hank

Georgia Tech is playing its ninth season in McCamish Pavilion, which was essentially brand new when it opened for the 2012-13 season. The only physical elements of McCamish Pavilion that remain from the venerable Alexander Memorial Coliseum are the roof and the 32 steel ribs that support it.

The capacity of McCamish Pavilion is 8,600, including 1,665 seats in the new balcony level and 6,935 seats in the lower seating bowl. There are no suites, but there is a club area that seats 500. Alexander Memorial Coliseum seated 9,191 spectators in its final configuration.

The most impressive features of McCamish Pavilion are its grand entrance, which fronts 10th and Fowler Streets, the ability for patrons to view the court from the main concourse all the way around, and the theatrical lighting system, which concentrates light on the court while leaving the seating areas dark, modeled after the Staples Center in Los Angeles and Madison Square Garden in New York.

Tech played 55 seasons in Alexander Memorial Coliseum, compiling a record of 556-194 (.741). Miami was the last team to play Tech in Alexander Memorial Coliseum, a game Tech won, and was the first ACC team to play in McCamish Pavilion on Jan. 5, which Miami won. For the 2011-12 season, Tech played its home games at Philips Arena and the Arena at Gwinnett.

Four Tech Alumni on NBA Rosters

Since 1982, Georgia Tech has produced 19 first-round NBA draft picks and 46 draft picks overall. A total of 40 Georgia Tech alumni have played in the NBA.

Four former Georgia Tech basketball stars are currently on NBA rosters, including nine-year veteran Iman Shumpert, who was signed by the Brooklyn Nets, his fifth NBA team, at the end of January after a year unsigned.

Josh Okogie, drafted 20th overall by the Minnesota Timberwolves in 2018, is in his third season with the team.

Thaddeus Young, a 14-year NBA veteran, is in his second season with the Chicago Bulls following three full seasons with the Indiana Pacers, seven seasons in Philadelphia, one in Minnesota and two in Brooklyn.

Derrick Favors, an 11-year veteran, has returned to the Utah Jazz after spending the 2019-20 campaign with the New Orleans Pelicans. He emerged as a key figure in his previous nine-year stint, but became a free agent after the 2018-19 season and signed with New Orleans.

Arts and Letters

Georgia Tech placed seven members of its team on the fall semester Dean's List, a high for one semester for the program - seniors **Jose Alvarado**, **Shaheed Medlock** and **Malachi Rice**, and sophomores **Niko Broadway**, **Rodney Howard**, **Jehloni James** and **Kyle Sturdivant**.

Beginning with Moe Miller and Lance Storrs in the summer of 2011, every four-year senior in the Georgia Tech program has graduated, with the exception 2019 senior Ben Lammers, who is playing pro ball overseas and needs to complete one course.

Ten different Georgia Tech players have made the ACC All-Academic team since it was established in 2011, with Marcus Georges-Hunt and Tadic Jackson making it twice.

Tech's men's basketball team has recorded the highest Academic Progress Report scores the last five years since the

NCAA began tracking academic performance in 2004-05. The Jackets scored a perfect team single year APR score of 1000 three straight years from 2011-13.

BASKETBALL GRADUATES

2012 - Derek Craig, Nick Foreman

2013 - Mfon Udofia, Pierre Jordan (Master's), Brandon Reed

2014 - Kammeon Holsey, Daniel Miller, Jason Morris

2015 - Robert Sampson

2016 - Marcus George-Hunt, Travis Jorgenson

2017 - Josh Heath, Corey Heyward, Kellen McCormick (Master's), Jodan Price (Master's), Rand Rowland, Quinton Stephens

2018 - Tadic Jackson, Ben Lammers (has one course to complete)

2019 - Abdoulaye Gueye, Sylvester Ogbonda, Brandon Alston (Master's)

2020 - Evan Cole, Shembari Phillips

Tech's ACC Tournament History

Georgia Tech has played in 41 ACC Tournaments, and has a 28-37 all-time record in the event. The Yellow Jackets have won four championships, in 1985 (Atlanta), 1990 (Charlotte), 1993 (Charlotte) and 2021 (Greensboro).

Tech has been a runner-up four times (1986, 1996, 2005, 2010). The 1986, 1996 and 2010 runs to the finals occurred in Greensboro. Tech also made the finals in 2005 at the Verizon Center in Washington, D.C.

Tech was 0-2 in the ACC Tournament under coach Dwane Morrison, 15-16 under Bobby Cremins (including all three titles), 9-11 under Paul Hewitt (runner-up in 2005 and 2010), 2-5 under Brian Gregory, and 1-3 under Josh Pastner.

Tech did not play in the 2020 tournament while serving an NCAA postseason ban.

BIO UPDATES

Head Coach Josh Pastner • 5th season

After guiding Memphis to five post-season berths in seven seasons as the Tigers' head coach, Josh Pastner became Georgia Tech's 14th head basketball coach on April 8, 2016.

Implementing a high-energy style of play and creative offensive and defensive schemes, and building the Jackets' talent base for the future, Pastner has established the Yellow Jackets as one of the top defensive teams in the nation, while he and his staff have steadily improved the team's offense to be ranked in the top half of the Atlantic Coast Conference.

Pastner has tirelessly promoted the program on campus and throughout the city of Atlanta in an effort to re-create the major homecourt atmosphere that surrounded the Yellow Jackets throughout the 1980s, 1990s and into the middle of the 2000s. The result has been numerous wins, high excitement and 13 sellouts in four seasons at McCamish Pavilion.

Four of his players - guards Josh Okogie, Jose Alvarado and Michael Devoe, as well as centers Ben Lammers and James Banks III - have earned Atlantic Conference honors during his tenure. Okogie, in particular, developed from an under-the-radar high school prospect into a highly-regarded NBA prospect, having been selected 20th in the 2018 NBA Draft, while Lammers has had a successful first two years as a pro in Europe.

In year four of Pastner's rebuilding of the Tech program, the Yellow Jackets posted a 17-14 record in 2019-20, winning nine of its last 12 games, including six of the last seven. Tech finished with the program's first winning ACC record since 2004, its highest ACC finish since 2005 (fifth) and its most conference victories (11-9 record) since 1996.

The Jackets ranked No. 17 in the nation in defensive efficiency while finishing ninth in the ACC in scoring against league teams, second in field goal percentage and sixth in three-point percentage.

Three players - guards Jose Alvarado (All-ACC third team), Michael Devoe (All-ACC honorable mention) and center James Banks III (ACC All-Defensive team) - earned conference honors.

In his first season at the helm, his Yellow Jacket team defied all pre-season expectations by reaching the post-season and advancing to the finals of the National Invitation Tournament. Tech earned victories over No. 9 North Carolina, No. 6 Florida State and No. 14 Notre Dame (later vacated by the NCAA Committee on Infractions), who all finished among the top four in the ACC regular season. He was named Coach of the Year in the ACC and in NABC District 2.

Two of his players earned all-Atlantic Coast Conference honors; junior center Ben Lammers was named second-team All-ACC and ACC Defensive Player of the Year, while freshman guard Josh Okogie was named to the ACC All-Freshman team.

Though hampered by several significant injuries and other issues in 2017-18, Tech still was able to knock off a pair of top-25 teams while Lammers and Okogie again earned conference honors, and Okogie developed into an NBA first-round draft choice. In 2018-19, the Yellow Jackets picked up significant road wins at Arkansas, Syracuse and NC State, each of whom made post-season play.

Pastner, 43, compiled a 167-73 record over seven seasons as the head coach at Memphis, where the Tigers earned bids to the NCAA Tournament four times. He tied for the 10th most wins for a head coach in his first seven seasons in Division I basketball history, and was the second winningest active coach under the age of 40 in NCAA Division I at the time.

Despite his young age, Pastner has been involved in basketball at the Division I level for 22 years, as a player and an assistant coach at Arizona, and as an assistant coach and the head coach at Memphis. He has been a part of teams that have won 541 games, played in 17 NCAA Tournaments and 19 total post-season events. Teams he has been involved with have won 12 conference tournament or regular-season championships, advanced to seven Sweet Sixteens, five Elite Eights, two Final Fours and two NCAA championship games.

As an NCAA head or assistant coach and an AAU head coach, he has coached nearly 25 NBA draft selections.

Pastner's Memphis teams averaged 23.9 wins per season and compiled a conference regular-season record of 82-36, including a conference winning streak of 28 games. The Tigers went 11-4 in Conference USA and American Athletic Conference tournaments, including three championships.

He guided Memphis to five post-season berths, the NIT in 2010 and the NCAA Tournament in 2011, 2012, 2013 and 2014. Pastner twice won Conference USA Coach of the Year honors (2010, 2013) by various organizations and news media.

Pastner was born in Glen Dale, W.Va., and grew up in Kingwood, Texas. He earned his bachelor's degree in family studies in December of 1998, in just two and a half years, from Arizona and his master's degree in teaching and teacher education from Arizona in December of 1999, all while lettering four years in basketball under head coach Lute Olson.

He married the former Kerri Lamas of Sierra Vista, Ariz., in 2009. He has a stepson (Ethan) and three daughters, Payten, Kamryn and Harper.

Pastner as a Head Coach

Season	School	Overall	Conference	Postseason
2009-10	Memphis	24-10	13-3/2nd	NIT second round
2010-11	Memphis	25-10	10-6/4th	NCAA Tournament
2011-12	Memphis	26-9	13-3/1st	NCAA Tournament
2012-13	Memphis	31-5	16-0/1st	NCAA Tournament, round of 32
2013-14	Memphis	24-10	12-6/3rd	NCAA Tournament, round of 32
2014-15	Memphis	18-14	10-8/5th	
2015-16	Memphis	19-15	8-10/7th	
at Memphis	7 years	167-73	82-36	
2016-17	Georgia Tech	! 21-16	! 8-10/11th	NIT finals!
2017-18	Georgia Tech	! 13-19	6-12/13th	
2018-19	Georgia Tech	14-18	6-12/10th	
2019-20	Georgia Tech	17-14	11-9/5th	
2020-21	Georgia Tech	17-8	11-6/5th	
at Georgia Tech	5th year	! 82-75	! 42-49	
Career	12th year	! 249-148	! 124-85	

! On-court record (22 wins and one loss from 2016-17 and 2017-18 seasons, as well as Tech's NIT appearance, vacated by the NCAA Committee on Infractions)

Pastner Resume

- Head coach, Georgia Tech (2016-present)
- Head coach, Memphis (2009-16) - 4 NCAA Tournaments, 1 NIT, 4 Conference USA titles
- Assistant coach under John Calipari, Memphis (2008-09) - NCAA Sweet 16, C-USA champions
- Assistant coach under Lute Olson, Arizona (2002-08) - 6 NCAA Tournaments, 2 Pac-10 titles
- Basketball staff assistant under Lute Olson, Arizona (2000-02) - Pac-10 champions in 2002
- Played collegiately for Lute Olson, Arizona (1996-2000) - 4 NCAA Tournaments, 1997 National Champions, 2 Pac-10 titles

Also on the Bench

ERIC REVENO

Associate Head Coach • 5th year at Tech

Eric Reveno, who served 10 years as the head coach at the University of Portland, joined Josh Pastner's men's basketball staff in May, 2016. He was promoted to associate head coach on Nov. 1, 2019.

The former post player oversaw one of the Yellow Jackets' great successes in 2016-17 in the development of 6-10 center Ben Lammers, who became a second-team All-ACC performer and the conference's Defensive Player of the Year. He also helped transfer James Banks III develop into one of the ACC's top defensive players, making the ACC's All-Defensive team twice.

Reveno's penchant for analytics has led the Jackets to adopt advanced new methods and technologies to help the team's performance, such as the new Noah shot-tracking systems in the Zelnak Practice Facility and the McCamish Pavilion main floor, along with other analytics and data-gathering methods. In addition to recruiting, player development, on-court coaching, scouting and game-planning, Reveno also handles budget management, staff organization and game scheduling for the program.

Reveno, 54, and his wife, Amanda, have two children: Katie (16) and Andrew (13).

JULIAN SWARTZ

Assistant Coach • 5th year at Tech

A 17-year coaching veteran, including 10 years on the NCAA Division I level, Julian Swartz was named an assistant coach on Josh Pastner's staff in August of 2018.

Swartz, 40, is responsible for on-court development of Tech players and focuses his efforts on the Yellow Jackets' defensive schemes as well as handle recruiting responsibilities. He helped guide Tech's defense to a national ranking of No. 37 in efficiency in 2018-19 and No. 17 in 2019-20, according to KenPom.com, and the Yellow Jackets also ranked among the top 15 in effective field goal percentage and three-point defense.

Swartz's efforts have been central to the Jackets' last two recruiting classes, and he has been ranked No. 6 among college basketball recruiters by 247Sports. Tech's 20201 class of guards Dallen "Deebo" Coleman and Miles Kelly and forward Jalon Moore was ranked the 17th-best in the nation.

ANTHONY WILKINS

Assistant Coach • 3rd year at Tech

Anthony Wilkins, an Atlanta native who spent the past five seasons on the coaching staff at Tulane University, joined Georgia Tech's basketball staff in June of 2018.

Wilkins, 40, served as an assistant coach for four seasons at Tulane after serving as director of basketball operations during his first year with the Green Wave. At Tulane, Wilkins handled game strategy and scout prep responsibilities along with player development and recruiting duties. He also had six years of professional playing experience prior to entering the coaching world.

Focusing his on-court efforts with Tech's offense, the Yellow Jackets made significant strides in his two seasons on The Flats, helping elevate the Jackets into the top half of the ACC in scoring, field goal percentage and three-point shooting. He helped develop Tech's guard tandem of Jose Alvarado and Michael Devoe into two of the ACC's top 10 scorers last season.

Born in Atlanta, Wilkins lived in the city for much of his childhood and attended Therrell High School for two years before finishing his high school studies at Glenville High School in Cleveland, Ohio.

BIO UPDATES (see game-by-game stats and career highs in stat pack)

10 • Jose Alvarado • G • 6-0 • 179 • Sr.

- Tough, determined, high-motor point guard who has been an ironman and the heart and soul of the Yellow Jackets for four years
- Named the ACC Defensive Player of the Year, the second Tech player to be so honored (center Ben Lammers in 2017), and made the All-ACC second team by both official ACC voting panel and the Associated Press ... Also named first-team All-District 2 by the National Association of Basketball Coaches
- Ranks among the top 10 in the ACC in seven (7) statistical categories ... No. 9 in ACC in scoring (15.28 ppg), No. 6 in FG percentage (.506), No. 1 in FT percentage (.846), No. 6 in assist average (4.12), No. 1 in steals (2.96), No. 7 in assist/turnover ratio (2.02), No. 3 in minutes (36.98) ... With enough makes he would also rank in the top 10 in three-point percentage (.389).
- Ranks No. 2 nationally in steals per game ... Bidding to lead the ACC in steals for the second year in a row, which would be a first for a Tech player and first ACC player to do so since Chris Paul in 2004 and 2005 ... Averaged 2.37 last year, including a Tech-record nine in a win over NC State
- In ACC games, averaged 14.41 points (12th), 4.24 assists (5th) and 3.12 steals (1st), hitting .526 from the floor (6th), .403 from three-point range, .872 from the foul line
- Made the ACC All-Tournament second team after scoring 13 points with five assists, three assists and five steals, and no turnovers in the full 40 minutes, in Tech's championship game win over Florida State
- Scored 20 or points eight times this season, five times in ACC games ... In Tech's ACC wins, he scored 20 vs. North Carolina, 25 vs. Wake Forest, 21 vs. Florida State, 19 vs. Notre Dame, 12 vs. Pitt, 16 at Miami, 13 at Virginia Tech
- Fueled second-half comeback against Notre Dame with three assists and all six of his steals along with seven points, and 19 in the second meeting with Virginia ... Tallied 12 of his 20 in the second half to lift Tech past North Carolina (8-10 FG, 7 assists, 3 steals) ... Scored 15 of his 25 against Wake Forest out of the halftime break to help expand Tech's lead from 14 to 25 ... Led Jackets to win at Nebraska with 19 of his 24 points in second half (7-12 FG, 3-5 3pt FG, 3 assists) ... Scored 12 of his 21 after intermission against FSU on Jan. 30 (4-6 FG, 2-4 3pt FG, 3 assists)
- Has 69 career double-figure scoring games (16 as a freshman, 20 as a sophomore, 15 as a junior) ... Has topped 20 points 25 times
- Ranks No. 19 in career points at Tech (1,416) ... No. 3 all-time at Tech in career steals (226) ... His 381 career assists are 12th all-time at Tech ... No. 11 at Tech in career three-point field goals (170)
- Is the ACC's active career leader in points and steals, No. 2 in assists
- Hit at least one three-point field goal in 35 straight games before missing his only attempt Feb. 14 against Pitt ... It is the fifth-longest streak in program history
- Has started all but one game he has been available to play in his career, but has missed 15 games due to injury, seven as a junior with a sprained ankle and eight as a freshman due to a broken elbow
- Has 23 complete games (40 minutes) in his career ... Has six this season, all in ACC play, including one OT game ... Played 58:22 of a possible 60 minutes in Tech's 4 OT loss to Georgia State ... Ranks No. 3 in the ACC in average minutes, 21st nationally

0 • Michael Devoe • G • 6-5 • 197 • Jr.

- Left-handed combo guard with a high basketball IQ who earned honorable mention All-Atlantic Coast Conference honors for the second straight year
- Won the Everett Case Award as the ACC Tournament's Most Outstanding Player after scoring 20 points with three rebounds, three assists and two steals in Tech's ACC Championship win over FSU ... Scored 13 with seven assists in quarterfinal win over Miami ... Hit 12-of-20 FG and 5-of-8 from three in the two games
- Played at a higher level in ACC games this season just as he did his sophomore year, averaging 16.1 points per game (No. 9 in the conference) while connecting on 41.2 percent of his three-point tries
- Ranked No. 2 in the ACC in three-point field goals per game (2.47) in conference games, and is No. 3 in percentage ... Made a career-high seven threes in 11 attempts at Miami, and went 6-of-7 in Jan. 20 win vs. Clemson
- Went 14-for-24 in a three-game stretch against North Carolina, Wake Forest and Clemson in January ... Went 9-of-17 in Tech's three games against FSU, Louisville and Notre Dame more recently
- Scored a season-high 29 points in Tech's win at Miami (11-of-16 FG) ... Also scored 21 points at Florida State, 20 vs. North Carolina, 17 vs. Wake Forest, 22 vs. Clemson, 19 vs. Florida State, 17 at Louisville, 19 vs. Notre Dame, 23 at Clemson, 18 vs. Syracuse, 20 at Wake Forest
- Averaging 15.1 points per game overall (10th in ACC), ranks No. 6 in the ACC in 3-point FG made (2.28), ninth in assists (3.32)
- Tech's No. 2 rebounder (4.3 rpg) and No. 2 assist man ... Has hit 40.1 percent of his threes overall and 75.0 percent from the foul line
- Has hit 40.8 percent of his three-point shots over his career, and has entered the top 20 all-time at Tech in three-pointers made (13th place with 152) ... Has hit 42.9 percent against the ACC over his career.
- Passed the 1,000-point plateau for his career Feb. 14 against Pitt, reaching the mark with a tie-breaking 3-point field goal with 4:20 left in the game ... Stands 37th on the Tech career list

with 1,135 points

- Scored 20 or more points 10 times last season, seven times this season
- Notched first career double-double vs. Georgia State with 24 points and a career-high 13 rebounds
- Scored in double digits 56 times in his career, and has 20 20+ games

14 • David Didenko • F • 6-9 • 233 • Jr.

- Last name pronounced "duh-DEN-ko"
- Played in six games last season, scoring his first points on a three-pointer vs. Morehouse ... Played in five games this season
- Native of Russia who attended Boca Raton Community School in Florida and spent the 2018-19 season at Palm Beach State College, a junior college in Boca Raton
- Excellent student and a full academic qualifier out of high school who signed a letter-of-intent to attend Tech in November, 2018 and enrolled for the summer, 2019 term
- Eligible immediately and has three seasons with the Yellow Jackets ... Excellent physical size with high basketball IQ and skills
- Born in Yakutsk, Russia, came to Brooklyn, N.Y., in August, 2010, at the age of 11, on vacation, and has remained in the United States
- Prior to his enrollment at Boca Raton Community High School, attended Northeast High School as a junior, and Montverde Academy for his ninth- and 10th grade years
- Played in 27 games, starting four, for Palm Beach State, where he averaged 3.8 points and 3.4 rebounds ... Team went 21-9
- Hit 32.7 percent of his shots from the floor, 21.7 from three-point range and 60.5 percent from the foul line

2 • Saba Gigiberia • C • 7-1 • 250 • Fr.

- Name pronounced "SOBB-uh GEE-GEE-buh-REE-uh" *with a hard G*
- Played short minutes in eight games this season, with a high of 10:01 vs. Delaware State (2 pts, 6 reb) ... Scored buckets in four games, including his first 3-pointer vs. Clemson
- Four-star post prospect originally from the Republic of Georgia who played his high school basketball in the United States
- Excellent basketball IQ who can play with his back to the basket or facing the basket, has a 7-foot-4 wingspan
- Grew up playing rugby, but said his grandfather encouraged him to switch to basketball at 12 because of his height ... Developed well and earned a spot with a club in Spain at 14 years old, where he played for two years before leaving for the U.S. at age 16
- Played his final year of high school at Prolific Preparatory School in Napa, Calif., ranked as high as No. 72 nationally (247Sports) and No. 14 at his position ... Played at Findlay Prep his junior year.
- Played for his home country of Georgia in the FIBA U16 European Division B Championship in 2017, and in the FIBA U18 European Division B Championship in 2019.

24 • Rodney Howard • F • 6-10 • 241 • So.

- Enrolled at Georgia Tech in the summer of 2020 following his transfer from Georgia, where he played his freshman year
- Received immediate eligibility from the NCAA and has three years of eligibility at Tech
- Started Tech's first two games in the post this season, with highs of six points and four rebounds against Mercer, but played limited minutes thereafter since as Tech played a small lineup
- Played in 12 ACC games, including 10 of the last 12 (DNP vs. Virginia on Feb. 10, Syracuse) for 66 total minutes as he has worked his way into more playing time
- Scored a season-high eight points (4-7 FG) in season-high 16:35 at Miami ... six points (2-2 FG, 2-2 FT) with five rebounds at Wake Forest ... Played 18 key minutes off the bench in the ACC quarterfinal against Miami when Moses Wright incurred foul trouble
- Played 10:01 vs. Delaware State (7 pts, 3-3 FG), 7:32 against North Carolina to help counter the Tar Heels' army of big men, and 4:37 in the second meeting vs. FSU
- Originally signed with Ole Miss before re-opening his recruitment following a coaching change there, and signed with the Bulldogs
- Played in 24 games at Georgia, including a pair of starts against N.C. Central and at Arizona State, last season at Georgia ... Averaged 1.3 points, 1.5 rebounds and 0.6 blocks in 7.3 minutes of action per game, hitting 13-of-23 shots from the floor (56.5 pct.)
- Finished second on the team in blocked shots (15) despite seeing a fraction of the playing time of the team leaders
- Played double-digit minutes in two SEC games late in the season - South Carolina and LSU

BIO UPDATES (see game-by-game stats and career highs in stat pack)

11 • Tristan Maxwell • G • 6-2 • 209 • Fr.

- High-scoring and record-setting guard who was named the North Carolina state player of the year by the Charlotte Observer and MaxPreps following his senior year
- A consensus three-star rating with a ranking as high as No. 198 nationally, and No. 37 at his position
- Missed most of Tech's preseason practice with a broken bone in his right foot, had a setback in recovery in January and has played only one game as a result ... Saw his only action against Delaware State (3 points on free throws in 8:12)
- Son of Vernon Maxwell, a former University of Florida All-American and longtime NBA veteran and champion with the Houston Rockets
- The first Charlotte, N.C., area prospect to sign with Georgia Tech since Anthony Morrow in 2005
- Double-figure scorer for North Mecklenburg High School since his freshman year, earning all-conference honors four years and all-state honors as a junior and senior
- Became the school's all-time leading scorer his senior year (finished with 2,253 points, 20th-most all-time in the state) and set the school mark for three-point field goals (finished with 331) by the end of his junior year
- North Mecklenburg compiled a record of 104-12 in his four years on the team, winning its conference and reaching the sectional finals each year

23 • Jordan Meka • F • 6-8 • 224 • Fr.

- Last name pronounced "MECK-uh"
- Played in one game, eight minutes vs. Mercer, but is out for the season with a back injury
- Multiple all-state and all-Atlanta Metro performer with a 7-foot-1 wingspan
- Ranked as high as No. 129 nationally and No. 26 at his position by 247Sports (power forward)
- Enjoyed a record-breaking career at Mount Bethel Christian Academy, setting school records for points, rebounds and blocked shots
- High-level student academically, originally from Yaoundé, Cameroon, moved to the United States in 2016
- Earned all-state honors in Mount Bethel's classification (A-private) every year since his freshman year, including player of the year honors as a sophomore
- Led the Eagles to a pair of state Georgia Independent Christian Athletic Association (GICAA) titles in 2017 and 2018, and to the Class A semifinals as a junior in 2019 ... Reached the A-private state playoffs in 2020 and finished second, beating the No. 4, No. 9 and 15 teams along the way ... Four-year record of 87-36
- Before his senior year even began, had set career school records for points (finished with 1,670, surpassing current Tech guard Coleman Boyd), rebounds (920) and blocked shots (>400)

12 • Khalid Moore • F • 6-7 • 200 • Jr.

- First name pronounced "kuh-LEED"
- Athletic and long (7-foot, 0.5-inch wingspan) forward with good scoring ability and basketball IQ, and an excellent defender
- Started Tech's last eight games, all wins in Tech's last eight regular season games and both ACC Tournament games ... Averaged 5.6 points, 3.6 rebounds in more than 30 minutes per game over that stretch ... Played more than 30 minutes in five of the games ... Ten total starts this season
- Was assigned to defend the Pitt's ACC-leading scorer and rebounder, Justin Champagnie ... Held him to 13 points, six under his average, on six FG attempts, and six rebounds, half his average, and scored seven points with a pair of 3-point field goals in a season-high 37:35
- Scored nine points, matching his ACC high for the year, with five rebounds and six assists (no turnovers) against Syracuse ... Seven points, six boards March 2 vs. Duke
- Scored four points at Virginia and nine at Duke in his first two games back from Tech's pause, hitting 5-of-9 shots from the floor
- Averaging 4.7 points and 3.0 rebounds in 23.6 minutes per game for the season (ACC games: 4.1 ppg, 2.9 rpg, 24.1 mpg)
- Key player in Tech's win at Nebraska with season highs of 11 points (5-7 FG) and eight rebounds ... Had four points, six rebounds, four assists Dec. 15 at Florida State ... Matched career high with 11 vs. Delaware State (2-3 FG, 2-2 3pt FG, 5-6 FT)
- Started 10 games total this season, 32 for his career
- Does a lot of things that don't show up in the box score, good passer, moves well without the ball, keeps Tech offense moving, and his length and activity is an asset on defense ... Plus/minus rating generally on the positive side
- Excellent sophomore debut with 11 points, four rebounds, three assists and six steals in Tech's season-opening victory at NC State ... Collected a critical offensive rebound and dish to James Banks for field goal attempt on which he was fouled for the winning points
- Had two double-figure games last season (at NC State and Kentucky) and two this season (Nebraska, Delaware State)
- One of two New York natives on the team ... Came from the same high school (Archbishop Molloy) as Yellow Jackets' legendary point guard Kenny Anderson, and played on the same AAU team as teammate Jose Alvarado

3 • Bubba Parham • G • 5-10 • 160 • Jr.

- Last name pronounced "PARR-um"
- Atlanta-area product who transferred to Georgia Tech following two standout seasons at VMI, where he made the All-Southern Conference team as a sophomore and was named SoCon Freshman of the Year
- Deep range three-point shooter who can score in a variety of ways despite his small stature
- Averaging 6.7 points in 2020-21, including six double-figure efforts - 17 vs. Kentucky, 16 vs. Mercer, 14 vs. Georgia State, 13 vs. FAMU ... Scored 12 points at Clemson and 11 vs. Pitt, hitting 7-17 FG, 4-11 3pt FG ... Went 3-of-6 from three-point range in the Pitt game
- Had a good ACC Tournament, scoring nine points against Miami and five against FSU (5-10 FG, 2-5 3pt FG) in 23 total minutes
- Drained three 3-point field goals against North Carolina, two of them as Tech rallied from a 61-53 second-half deficit to win the game
- Came off the bench in Tech's first two games, then started nine straight before missing the FSU game due to death in the family, and has averaged 27.9 minutes per game ... Has come off the bench in Tech's last eight games
- Has team's best turnover rate, just 12 against 35 assists in 636 minutes ... Has 31 games with zero or one turnover at Tech
- In ACC games, averaged 4.8 points and 1.3 assists with just nine turnovers in 16 games ... 18-of-50 on three-pointers (36 pct.)
- Twelve career double-digit games at Tech ... In three career games vs. Kentucky, averaged 20.7 points (22-of-37 FG, 15-of-26 3pt FG)
- Has scored 1,446 points in his career, 321 of those at Tech, and has hit 231 career three-point field goals (57 at Tech)
- Started six games last season while Jose Alvarado was injured, averaged 26.5 minutes per game ... Averaged 5.2 points and 1.8 assists per game, and went 26-of-30 at the free throw line
- Tallied six double-figure scoring games, all against power conference teams (Georgia, Arkansas, Syracuse, Kentucky, North Carolina, Virginia Tech)
- Ranked No. 18 among 2019-20 transfer class by Stadium's Jeff Goodman, who quoted a scout as saying, "He's a badass. Cat-quick combo guard who can score 40. Elite in ball screens, deep range and can really pass."
- Topped the SoCon in scoring with 21.4 points per game in 2018-19, and ranked third in the SoCon with 3.63 three-point field goals per game, hitting 39.7 percent of his attempts ... Had 10 games with five or more three-pointers made during the season

1 • Kyle Sturdivant • G • 6-2 • 198 • So.

- Played his freshman season at Southern California, transferred to Georgia Tech following the spring, 2020 semester ... Made the All-ACC Academic Team
- Played in every game off the bench for Tech this season ... Averaged 7.3 points across Kentucky/Nebraska/FSU games after going scoreless in first two ... Hit for a career-high 15 points (5-6 FG, 4-4 FT) with three assists against Kentucky
- Key factor off the bench in the ACC Tournament ... Scored five points each against Miami and FSU ... Hit a pair of field goals, including a three, against the Hurricanes, and went 5-for-6 from the foul line in the closing minutes against FSU ... Did not turn the ball over in either game in 28 total minutes
- ACC high was seven points against Wake Forest and Clemson (5-9 FG combined) ... Scored four in second meeting vs. FSU, five at Louisville, four vs. Notre Dame ... Averaging 3.4 points (44.9 pct. FG) and 10.9 minutes in conference games
- First Norcross High School alumnus to join the Tech program since Gani Lawal (2007-10)
- Played in 21 games last season at USC, averaging 8.3 minutes, 2.0 points and 1.1 rebounds while hitting 34.8 percent of his shots from the floor ... Recorded 25 assists over 22 turnovers
- Scored a season-high 11 points vs. Marquette on Nov. 29, played season-high 18 minutes vs. Florida Gulf Coast on Dec. 29
- Did not play after Feb. 8 following the passing of his father, Gary.
- Named to the Georgia 7A All-State second team as a high school senior, and was named the 7A Georgia Player of the Year as a junior ... Helped Norcross finish as 7A state runners-up his sophomore and junior seasons, and also to the state final four as a senior

BIO UPDATES (see game-by-game stats and career highs in stat pack)

4 • Jordan Usher • G/F • 6-7 • 220 • Jr.

- Atlanta-area product who transferred to Georgia Tech from the Southern California prior to the start of spring semester 2019
- Became eligible mid-season in 2019-20 and has started all 48 games since, manning the wing spot on the floor
- Able to create for himself and others, averaging 11.5 points (fourth on the team) and 2.8 assists while grabbing 4.2 rebounds (third on the team) and 1.6 steals per game, while hitting 48.9 percent of his field goal tries
- Averaging 15.7 points and 5.7 rebounds over his last five games, hitting 31-of-60 from the floor with 15 assists and 11 steals ... Broke a three-game scoring slump with 19 against Syracuse (7-11 FG), adding a seven rebounds, a career-high seven assists and three steals ... Scored 14 each against Duke and Wake Forest
- Made the ACC All-Tournament team after scoring 15 points each against Miami and FSU ... Went 12-of-27 from the floor combined with five rebounds, five assists and four steals
- Averaged 13.4 points in an eight-game stretch before Pitt, in which he injured an ankle and played only 23 minutes ... Reached double figures in six of the games, including 21 and 19 in back-to-back games against Clemson and Virginia ... Hit 49.4 percent of his shots from the floor and 33 percent of his threes during the stretch
- Scored 14 points against North Carolina, 11 of them in the first half to keep Tech within striking distance after falling behind by 11 ... Scored only one point in first meeting against Wake Forest, but took eight rebounds, had five assists and blocked four shots
- Averaged 11.6 points and 3.8 rebounds in ACC games ... Hitting 49.7 percent from the floor, 31.1 percent from three-point range
- Recorded his first career double-double with 15 points and 10 rebounds against Georgia State
- Has notched 25 double-digit games at Tech, 17 of those this season
- Last season: averaged 8.2 points and 4.4 rebounds overall, 7.7 points and 4.4 rebounds in conference games
- Strong wing with size, a high motor and the ability to get to the rim and create scoring opportunities ... His athleticism and strength make him a force both offensively and defensively
- Prior to leaving the USC team, started twice and saw action in 12 games overall in 2018-19 ... Averaged a career-high 24.5 minutes per game, with 8.6 points per game and 3.7 rebounds per game ... Hit 45.2 percent of his shots from the floor, and was 8-of-28 from three-point range

5 • Moses Wright • F • 6-9 • 233 • Sr.

- ACC Player of the Year, the third Tech player to receive that honor, and was named to the All-ACC first team, the first Yellow Jacket to make the first team since 2001 ... Voted those honors by both the official ACC voting panel and the Associated Press
- Also was voted to the ACC's All-Defensive Team ... Also voted honorable mention All-America by the Associated Press
- Exploded during Tech's six-game winning streak to finish the regular season, averaging 23.5 points and 10.0 rebounds ... Has hit 65-of-97 FG (67.0 pct.), 23-of-36 FT (63.9 pct.) and 3-of-4 3pt FG, adding in 19 assists, 12 blocks, and 6 steals during the stretch
- Scored 15 points with eight rebounds, two assists, three blocked shots and two steals to help Tech defeat FSU in the ACC Tournament championship game
- Ranks among the ACC's **TOP SIX** in scoring average (3rd, 17.40 ppg), rebound average (4th, 8.04 rpg), field goal percentage (4th, .532), steals (7th, 1.48 pg), blocked shots (6th, 1.64 per game), offensive rebounds (4th, 3.16 rpg) and minutes (6th, 35.34 mpg)
- Has seven double-doubles this season, six in ACC games, and four in a row during the final two weeks of the regular season ... Monster efforts in wins vs. Syracuse (31 points, 16 rebounds) and Duke (29 points, 14 rebounds) ... Syracuse game was only the second 30/15 game in Tech history ... It was his second 30-point game this season (31/19 vs Georgia State) and third of his career (33/10 last year at Syracuse)
- Scored 26 points with 10 rebounds in Tech's win at Virginia Tech, 14 and 12 at Miami, 15 and 16 at Louisville and 12 and 14 at Duke (Jan. 26)
- Eclipsed 20 points in a game 10 times this season, including 21 in the first meeting against Clemson (9-15 FG, 2-2 3pt FG, 3 assists, 2 steals, 2 blocks), 23 in second meeting vs. Florida State (8-15 FG, 7-9 FT, 8 rebounds, 6 steals) and 24 on Feb. 14 vs. Pitt (9-13 FG, 5-6 FT)
- Has become the 21st Tech player to reach 1,000 points and 500 rebounds for his career ... Has 1,130 points (38th all-time at Tech) and 614 rebounds
- Earned ACC Player of the Week honors three times, first after scoring 21 points (9-14 FG, 3-3 FT) with seven rebounds and three blocks in Tech's win over Kentucky, on March 1 following his performances against Virginia Tech and Syracuse, and again March 8 after his big games against Duke and Wake Forest in the final week of the regular season
- Scored 31 points in this season's opener against Georgia State with 19 rebounds (11 offensive) ... The 19 rebounds were the most by a Tech player in five seasons, and he hit 14-of-22 shots from the foul line, the 22 attempts tying a Tech record
- Has been a consistent performer since the beginning of the 2020-21 season, missing double digits in scoring only 10 times in 56 games
- Had played one year of varsity basketball in high school before signing with Tech in spring of 2017 ... Added about 25 pounds since between the beginning of his sophomore year and the beginning

of his junior year and improved his athleticism

- Grew four inches and added 40 pounds after his sophomore year in high school... Has a 6-foot, 11.25-inch wingspan

13 • Coleman Boyd • G • 6-1 • 173 • So.

- Non-scholarship guard who enrolled at Tech for the summer term
- Played in four games last season, scoring five points with two assists and a steal ... Drove for a layup against Hawaii for his first collegiate points, and hit a three-pointer against Morehouse
- All-state point guard from Georgia private school powerhouse Mt. Bethel Christian Academy
- Four-year letterwinner and captain at Mt. Bethel, which won state Georgia Independent Christian Athletic Association (GICAA) championships in 2017 and 2019, and reached the final four in 2016 and 2019 ... Team went 97-26 in his four years
- Earned all-region and honorable mention all-state honors in 2019 by the Georgia High School Association
- Played at Mt. Bethel for his father, Cal, a longtime successful high school coach in the Atlanta area and a standout basketball player at Wake Forest following a legendary high school career at Campbell High School in Smyrna

34 • Niko Broadway • G • 6-3 • 195 • So.

- Non-scholarship guard who enrolled at Tech for the fall term
- Played in three games last season, scored his first collegiate points on a reverse layup against Morehouse
- Comes from a Tech family ... Both parents went to Tech, and his brother, Olin, is on the football team
- Two-year starter for coach Aaron Parr who helped St. Pius X win 102 games while he was on the varsity team ... Second-team all-state and first team
- All-region as a senior, when he averaged 10.6 points, 5.4 rebounds and 2.1 assists per game, all second-best on the team
- Led St. Pius X to back-to-back runner-up finishes in the state championship in 2017 and 2018 (both at McCamish Pavilion), and three consecutive region titles in 2017, 2018 and 2019

35 • Jehloni James • F • 6-6 • 180 • So.

- Non-scholarship player who joined the Tech program for the fall, 2019 semester
- His father, Elbridge, played college basketball at Binghamton University
- Played in one game in 2019-20, for the final minute against Elon, and made his only field goal attempt.
- Played four years and lettered three at Lanier High School in Sugar Hill, Ga.

45 • Shaheed Medlock • G • 6-5 • 196 • Sr.

- Non-(athletic)-scholarship player who enrolled at Tech and joined the basketball program in the summer of 2016 ... Was not on the team in 2017-18, but returned for the 2018-19 season
- Played in seven games for the Yellow Jackets over the past three years
- Enrolled at Tech on a Bill Gates Millennium Scholarship
- Earned a reputation as an outstanding defensive player in high school

55 • Malachi Rice • G • 6-0 • 186 • Sr.

- Left-handed point guard who played four years, lettering in three, on the varsity team at Brebeuf Jesuit Preparatory School ... Led Brebeuf to Circle City Conference championships twice
- Played in six games for the Yellow Jackets over the past two years ... Played in just one game this season, missing opportunities due to an injured ankle
- Older brother Solomon is a distance runner on the track team at Columbia University ... Twin brother Isaiah is a freshman walk-on basketball player at Vanderbilt ... His uncle, Kenneth Rice, played basketball at Alabama from 1988-91

NCAA TOURNAMENT HISTORY

1960 (1-1) - Mideast Region

Freedom Hall, Louisville, Ky.

1st round: Georgia Tech 57, Ohio University 54

2nd round: Ohio State 86, Georgia Tech 69

1985 (3-1) - East Region, No. 2 Seed

The Omni, Atlanta, Ga.

1st round: Georgia Tech 65, Mercer 58

2nd round: Georgia Tech 70, Syracuse 53

Providence Civic Center, Providence, R.I.

Regional Semifinal: Georgia Tech 61, Illinois 53

Regional Final: Georgetown 60, Georgia Tech 54

All-East Regional: Mark Price, John Salley, Bruce Dalrymple

1986 (2-1) - Southeast Region, No. 2 Seed

Assembly Center, Baton Rouge, La.

1st round: Georgia Tech 68, Marist 53

2nd round: Georgia Tech 66, Villanova 61

The Omni, Atlanta, Ga.

Regional Semifinal: Louisiana State 70, Georgia Tech 64

1987 (0-1) - Midwest Region, No. 7 Seed

Rosemont Horizon, Chicago, Ill.

1st round: Louisiana State 85, Georgia Tech 79

1988 (1-1) - East Region, No. 5 Seed

Civic Center, Hartford, Conn.

1st round: Georgia Tech 90, Iowa State 78

2nd round: Richmond 59, Georgia Tech 55

1989 (0-1) - Midwest Region, No. 6 Seed

Reunion Arena, Dallas, Texas

1st round: Texas 76, Georgia Tech 70

1990 (4-1) - Southeast Region, No. 4 Seed

Thompson-Boling Arena, Knoxville, Tenn.

1st round: Georgia Tech 99, East Tennessee St. 83

2nd round: Georgia Tech 94, Louisiana State 91

Superdome, New Orleans, La.

Regional Semifinal: Georgia Tech 81, Michigan State 80 (ot)

Regional Final: Georgia Tech 93, Minnesota 91

All-Southeast Regional: Kenny Anderson MVP, Dennis Scott

McNichols Arena, Denver, Colo.

National Semifinal: UNLV 90, Georgia Tech 81

All-Final Four: Dennis Scott

1991 (1-1) - Midwest Region, No. 8 Seed

University of Dayton Arena, Dayton, Ohio

1st round: Georgia Tech 87, DePaul 70

2nd round: Ohio State 65, Georgia Tech 61

1992 (2-1) - Midwest Region, No. 7 Seed

Bradley Center, Milwaukee, Wis.

1st round: Georgia Tech 65, Houston 60

2nd round: Georgia Tech 79, Southern California 78

Kemper Arena, Kansas City, Mo.

Regional Semifinal: Memphis State 83, Georgia Tech 79 (ot)

All-Midwest Regional: Jon Barry

1993 (0-1) - West Region, No. 4 Seed

McKale Center, Tucson, Ariz.

1st round: Southern 93, Georgia Tech 78

NCAA Tournament Record:

23-16

NCAA Tournament Appearances: 16 (1960, 1985, 1986, 1987, 1988, 1989, 1990, 1991, 1992, 1993, 1996, 2001, 2004, 2005, 2007, 2010)

Most Consecutive NCAA Tournaments: 9, from 1985-93

Most Consecutive Post-Season Appearances: 11, from 1984-94

Sweet 16: 7 (1960, 1985, 1986, 1990, 1992, 1996, 2004)

Elite Eight: 3 (1985, 1990, 2004)

Final Four: 2 (1990, 2004)

NCAA Tournament Record by Seed

No. 1: 0-0 No. 6: 0-1 (1989)

No. 2: 5-2 (1985, 1986) No. 7: 2-2 (1987, 1992)

No. 3: 7-2 (1996, 2004) No. 8: 1-2 (1991, 2001)

No. 4: 4-2 (1990, 1993) No. 10: 1-2 (2007, 2010)

No. 5: 2-2 (1988, 2005)

NCAA Tournament Record by Region

East: 4-2 (1985, 1988)

Mideast: 1-1 (1960)

Southeast: 8-3 (1986, 1990, 1996)

Midwest: 9-7 (1987, 1989, 1991, 1992, 2004, 2007, 2010)

West: 1-3 (1993, 2001, 2005)

1996 (2-1) - Southeast Region, No. 3 Seed

Orlando Arena, Orlando, Fla.

1st round: Georgia Tech 90, Austin Peay 79

2nd round: Georgia Tech 103, Boston College 89

Rupp Arena, Lexington, Ky.

Regional Semifinal: Cincinnati 87, Georgia Tech 70

2001 (0-1) - West Region, No. 8 Seed

Cox Arena, San Diego, Calif.

1st round: St. Joseph's 66, Georgia Tech 62

2004 (5-1) - St. Louis Region, No. 3 Seed

Bradley Center, Milwaukee, Wis.

1st round: Georgia Tech 65, Northern Iowa 60

2nd round: Georgia Tech 57, Boston College 54

Edward Jones Dome, St. Louis, Mo.

Regional Semifinal: Georgia Tech 72, Nevada 67

Regional Final: Georgia Tech 79, Kansas 71 (ot)

All-St. Louis Regional: Jarrett Jack (MVP), Clarence Moore

Alamodome, San Antonio, Texas

National Semifinal: Georgia Tech 67, Oklahoma State 65

National Championship: Connecticut 82, Georgia Tech 73

All-Final Four: Will Bynum, Luke Schenscher

2005 (1-1) - Albuquerque Region, No. 5 Seed

Gaylord Entertainment Center, Nashville, Tenn.

1st round: Georgia Tech 80, George Washington 68

2nd round: Louisville 76, Georgia Tech 54

2007 (0-1) - Midwest Region, No. 10 Seed

United Center, Chicago, Ill.

1st round: UNLV 67, Georgia Tech 63

2010 (1-1) - Midwest Region, No. 10 Seed

Bradley Center, Milwaukee, Wis.

1st round: Georgia Tech 64, Oklahoma State 59

2nd round: Ohio State 75, Georgia Tech 66

2020-21 SEASON STATISTICS AND RESULTS

Game Records

Record	Overall	Home	Away	Neutral
ALL GAMES	17-8	10-3	4-5	3-0
CONFERENCE	11-6	8-1	3-5	0-0
NON-CONFERENCE	6-2	2-2	1-0	3-0

Score by Periods

Team	1st	2nd	OT	TOT
Georgia Tech	815	1013	60	1888
Opponents	759	932	59	1750

Team Box Score

No.	Player				Total		3-Point		F-Throw		Rebounds													
		GP-GS	MIN	AVG	FG-FGA	FG%	3FG-FGA	3FG%	FT-FTA	FT%	OFF	DEF	TOT	AVG	PF	DQ	A	TO	BLK	STL	PTS	AVG		
5	WRIGHT, Moses	25-25	883:28	35.3	175-329	.532	12-29	.414	73-111	.658	79	122	201	8.0	66	3	57	41	41	37	435	17.4		
10	ALVARADO, Jose	25-25	924:32	37.0	136-269	.506	44-113	.389	66-78	.846	19	71	90	3.6	55	2	103	51	1	74	382	15.3		
0	DEVOE, Michael	25-25	864:45	34.6	130-288	.451	57-142	.401	60-80	.750	18	90	108	4.3	43	0	83	65	7	31	377	15.1		
4	USHER, Jordan	25-25	732:30	29.3	114-233	.489	24-84	.286	35-52	.673	15	89	104	4.2	70	1	70	54	17	40	287	11.5		
3	PARHAM, Bubba	24-13	635:34	26.5	54-134	.403	31-92	.337	22-27	.815	14	47	61	2.5	57	0	35	12	0	23	161	6.7		
12	MOORE, Khalid	24-10	566:26	23.6	37-99	.374	12-53	.226	26-41	.634	15	58	73	3.0	36	0	21	20	11	17	112	4.7		
1	STURDIVANT, Kyle	25-0	296:34	11.9	31-72	.431	8-22	.364	18-23	.783	2	22	24	1.0	25	0	27	15	1	5	88	3.5		
55	RICE, Malachi	1-0	02:05	2.1	1-1	1.000	0-0	.000	1-2	.500	0	0	0	0.0	0	0	1	0	0	0	3	3.0		
11	MAXWELL, Tristan	1-0	08:12	8.2	0-2	.000	0-2	.000	3-3	1.000	0	0	0	0.0	0	0	0	0	0	0	3	3.0		
24	HOWARD, Rodney	18-2	135:41	7.5	12-24	.500	0-0	.000	5-7	.714	5	20	25	1.4	27	0	3	4	7	3	29	1.6		
2	GIGIBERIA, Saba	8-0	32:47	4.1	4-11	.364	1-2	.500	0-1	.000	4	10	14	1.8	10	0	2	2	0	0	9	1.1		
45	MEDLOCK, Shaheed	2-0	02:01	1.0	1-1	1.000	0-0	.000	0-0	.000	0	0	0	0.0	0	0	0	0	0	0	2	1.0		
23	MEKA, Jordan	1-0	08:04	8.1	0-1	.000	0-0	.000	0-0	.000	0	1	1	1.0	0	0	0	0	0	0	0	0.0		
14	DIDENKO, David	5-0	09:07	1.8	0-2	.000	0-2	.000	0-0	.000	0	2	2	0.4	0	0	0	0	0	0	0	0.0		
35	JAMES, Jehloni	4-0	10:23	2.6	0-0	.000	0-0	.000	0-0	.000	1	3	4	1.0	2	0	0	0	0	0	0	0.0		
13	BOYD, Coleman	2-0	02:01	1.0	0-0	.000	0-0	.000	0-0	.000	0	0	0	0.0	0	0	0	0	0	0	0	0.0		
34	BROADWAY, Niko	2-0	01:52	0.9	0-0	.000	0-0	.000	0-0	.000	0	0	0	0.0	0	0	0	0	0	0	0	0.0		
Team											32	31	63					14						
Total		25	5116		695-1466	.474	189-541	.349	309-425	.727	204	566	770	30.8	391	6	402	278	85	230	1888	75.5		
Opponents		25	5125		643-1402	.459	178-486	.366	286-405	.706	241	619	860	34.4	385	12	350	398	73	136	1750	70.0		

Team Statistics

	GATECH	OPP
Scoring	1888	1750
Points per game	75.5	70.0
Scoring margin	+5.5	-
Field goals-att	695-1466	643-1402
Field goal pct	.474	.459
3 point fg-att	189-541	178-486
3-point FG pct	.349	.366
3-pt FG made per game	7.6	7.1
Free throws-att	309-425	286-405
Free throw pct	.727	.706
F-Throws made per game	12.4	11.4
Rebounds	770	860
Rebounds per game	30.8	34.4
Rebounding margin	-3.6	-
Assists	402	350
Assists per game	16.1	14.0
Turnovers	278	398
Turnovers per game	11.1	15.9
Turnover margin	+4.8	-
Assist/turnover ratio	1.4	0.9
Steals	230	136
Steals per game	9.2	5.4
Blocks	85	73
Blocks per game	3.4	2.9
Winning streak	8	-
Home win streak	3	-
Attendance	15600	9137
Home games-Avg/Game	13-1200	9-1015
Neutral site-Avg/Game	-	3-1880

Team Results

Date	Opponent		Score	Att.
11/25/2020	Georgia St.	Lot4	120-123	1200
11/27/2020	Mercer	L	73-83	1200
12/06/2020	vs Kentucky	W	79-62	0
12/09/2020	at Nebraska	W	75-64	0
12/15/2020	at Florida St.	L	61-74	2664
12/18/2020	Florida A&M	W	74-64	1200
12/20/2020	Delaware St.	W	97-69	1200
12/30/2020	North Carolina	W	72-67	1200
01/03/2021	Wake Forest	W	70-54	1200
01/20/2021	Clemson	W	83-65	1200
01/23/2021	at Virginia	L	62-64	250
01/26/2021	at Duke	L	68-75	0
01/30/2021	Florida St.	W	76-65	1200
02/01/2021	at Louisville	L	58-74	2868
02/06/2021	Notre Dame	W	82-80	1200
02/10/2021	Virginia	L	49-57	1200
02/12/2021	at Clemson	L	72-74	1876
02/14/2021	Pittsburgh	W	71-65	1200
02/20/2021	at Miami (FL)	W	87-60	0
02/23/2021	at Virginia Tech	W	69-53	250
02/27/2021	Syracuse	W	84-77	1200
03/02/2021	Duke	Wot	81-77	1200
03/05/2021	at Wake Forest	W	75-63	1229
03/11/2021	vs Miami (FL)	W	70-66	2820
03/13/2021	vs Florida St.	W	80-75	2820

2020-21 SEASON STATISTICS AND RESULTS - ACC ONLY

Game Records

Record	Overall	Home	Away	Neutral
ALL GAMES	11-6	8-1	3-5	0-0
CONFERENCE	11-6	8-1	3-5	0-0
NON-CONFERENCE	0-0	0-0	0-0	0-0

Score by Periods

Team	1st	2nd	OT	TOT
Georgia Tech	548	655	17	1220
Opponents	509	622	13	1144

Team Box Score

No.	Player				Total		3-Point		F-Throw		Rebounds													
		GP-GS	MIN	AVG	FG-FGA	FG%	3FG-FGA	3FG%	FT-FTA	FT%	OFF	DEF	TOT	AVG	PF	DQ	A	TO	BLK	STL	PTS	AVG		
5	WRIGHT, Moses	17-17	607:40	35.7	120-226	.531	7-21	.333	41-63	.651	51	86	137	8.1	44	1	42	28	32	26	288	16.9		
0	DEVOE, Michael	17-17	593:15	34.9	93-203	.458	42-102	.412	46-61	.754	10	59	69	4.1	28	0	49	38	5	21	274	16.1		
10	ALVARADO, Jose	17-17	635:47	37.4	91-173	.526	29-72	.403	34-39	.872	9	52	61	3.6	33	1	72	36	0	53	245	14.4		
4	USHER, Jordan	17-17	512:29	30.1	79-159	.497	19-61	.311	20-31	.645	6	59	65	3.8	46	0	47	40	13	27	197	11.6		
3	PARHAM, Bubba	16-9	408:59	25.6	25-66	.379	18-50	.360	9-11	.818	6	29	35	2.2	38	0	20	9	0	15	77	4.8		
12	MOORE, Khalid	16-8	378:11	23.6	21-59	.356	6-33	.182	15-25	.600	4	40	44	2.8	26	0	19	15	5	8	63	3.9		
1	STURDIVANT, Kyle	17-0	185:56	10.9	22-49	.449	6-15	.400	7-8	.875	1	12	13	0.8	15	0	17	11	1	2	57	3.4		
24	HOWARD, Rodney	12-0	77:20	6.4	6-13	.462	0-0	.000	2-2	1.000	4	12	16	1.3	17	0	3	1	5	1	14	1.2		
2	GIGIBERIA, Saba	5-0	11:48	2.4	2-3	.667	1-1	1.000	0-0	.000	0	2	2	0.4	3	0	1	1	0	0	5	1.0		
34	BROADWAY, Niko	1-0	00:13	0.2	0-0	.000	0-0	.000	0-0	.000	0	0	0	0.0	0	0	0	0	0	0	0	0.0		
45	MEDLOCK, Shaheed	1-0	00:22	0.4	0-0	.000	0-0	.000	0-0	.000	0	0	0	0.0	0	0	0	0	0	0	0	0.0		
14	DIDENKO, David	4-0	06:52	1.7	0-1	.000	0-1	.000	0-0	.000	0	1	1	0.3	0	0	0	0	0	0	0	0.0		
35	JAMES, Jehloni	3-0	05:45	1.9	0-0	.000	0-0	.000	0-0	.000	1	2	3	1.0	2	0	0	0	0	0	0	0.0		
13	BOYD, Coleman	1-0	00:22	0.4	0-0	.000	0-0	.000	0-0	.000	0	0	0	0.0	0	0	0	0	0	0	0	0.0		
Team											20	15	35				10							
Total		17	3425		459-952	.482	128-356	.360	174-240	.725	112	369	481	28.3	252	2	270	189	61	153	1220	71.8		
Opponents		17	3425		428-931	.460	112-314	.357	176-251	.701	162	412	574	33.8	236	7	239	259	47	99	1144	67.3		


Team Statistics

	GATECH	OPP
Scoring	1220	1144
Points per game	71.8	67.3
Scoring margin	+4.5	-
Field goals-att	459-952	428-931
Field goal pct	.482	.460
3 point fg-att	128-356	112-314
3-point FG pct	.360	.357
3-pt FG made per game	7.5	6.6
Free throws-att	174-240	176-251
Free throw pct	.725	.701
F-Throws made per game	10.2	10.4
Rebounds	481	574
Rebounds per game	28.3	33.8
Rebounding margin	-5.5	-
Assists	270	239
Assists per game	15.9	14.1
Turnovers	189	259
Turnovers per game	11.1	15.2
Turnover margin	+4.1	-
Assist/turnover ratio	1.4	0.9
Steals	153	99
Steals per game	9.0	5.8
Blocks	61	47
Blocks per game	3.6	2.8
Winning streak	6	-
Home win streak	3	-
Attendance	10800	9137
Home games-Avg/Game	9-1200	8-1142
Neutral site-Avg/Game	-	0-0

Team Results

Date	Opponent		Score	Att.
12/15/2020	at Florida St.	L	61-74	2664
12/30/2020	North Carolina	W	72-67	1200
01/03/2021	Wake Forest	W	70-54	1200
01/20/2021	Clemson	W	83-65	1200
01/23/2021	at Virginia	L	62-64	250
01/26/2021	at Duke	L	68-75	0
01/30/2021	Florida St.	W	76-65	1200
02/01/2021	at Louisville	L	58-74	2868
02/06/2021	Notre Dame	W	82-80	1200
02/10/2021	Virginia	L	49-57	1200
02/12/2021	at Clemson	L	72-74	1876
02/14/2021	Pittsburgh	W	71-65	1200
02/20/2021	at Miami (FL)	W	87-60	0
02/23/2021	at Virginia Tech	W	69-53	250
02/27/2021	Syracuse	W	84-77	1200
03/02/2021	Duke	Wot	81-77	1200
03/05/2021	at Wake Forest	W	75-63	1229

2020-21 BOX SCORES



Official Basketball Box Score - Final

Georgia St. at Georgia Tech

11/25/20 McCamish Pavilion, Atlanta, Ga.

2020-21 Men's Basketball

Game Time: 9:00 PM

Game Duration: 3:17

Attendance: 1,200

Officials: Mike Roberts, Jerry Heaster, Kellen Milner

Georgia St. - 123

Record: 1-0

NO. Name	Min	FG	3P	FT	Rebounds	Fouls	TP	AS	TO	ST	Blocks	BS	BA	+/	
1 Eliel Nsoeme	F 32:37	10-13	0-0	2-3	7	0	7	5	2	22	0	0	1	3	1
25 Jalen Thomas	C 35:35	3-5	0-1	0-0	0	5	3	8	5	1	6	1	1	0	-4
2 Justin Roberts	G 43:39	8-22	5-11	5-6	1	8	9	2	5	26	6	6	1	0	-1
11 Corey Allen	G 50:15	9-16	3-7	1-3	1	8	9	4	4	22	2	2	1	0	0
12 Kane Williams	G 47:49	7-22	1-6	6-16	1	11	12	4	12	21	1	4	3	0	-8
4 JoJo Toppin	G 26:09	1-3	0-0	2-4	1	2	3	4	2	4	1	1	0	1	1
0 Evan Johnson	G 20:59	1-4	1-3	3-4	0	2	2	3	2	6	4	2	0	0	14
24 Collin Moore	G 23:34	5-8	0-2	2-2	2	0	2	2	1	12	1	2	1	1	0
32 Ryan Boyce	G 14:54	2-2	0-0	0-0	2	1	3	5	0	4	0	1	1	0	0
30 Kaleb Scott	G 03:20	0-0	0-0	0-0	0	0	0	2	0	0	0	0	0	0	-8
21 Kalik Brooks	G 01:09	0-0	0-0	0-0	0	0	0	0	0	0	0	0	0	0	1
Team					2	1	3								
Totals		46-95	10-30	21-38	22	36	58	37	29	123	16	20	8	9	4

Technical Fouls: Bench 3rdOT 1, 21

Dead Ball Rebounds: 7

Georgia Tech - 120

Record: 0-1

NO. Name	Min	FG	3P	FT	Rebounds	Fouls	TP	AS	TO	ST	Blocks	BS	BA	+/	
4 Jordan Usher	F 39:29	5-11	0-3	5-8	5	5	10	4	4	15	1	4	1	0	-8
5 Moses Wright	F 53:51	8-18	1-2	14-22	11	8	19	5	11	31	2	1	2	0	-6
24 Rodney Howard	C 08:30	0-1	0-0	0-0	0	1	1	4	0	0	0	0	0	1	6
0 Michael Devoe	G 47:36	9-25	3-12	3-4	5	8	13	3	3	24	3	8	0	0	-9
10 Jose Alvarado	G 58:22	8-24	2-7	11-12	5	5	10	5	8	29	4	4	6	0	-3
2 Saba Gligberia	G 05:23	0-0	0-0	0-0	1	1	2	1	1	0	0	0	0	0	-2
3 Bubba Parham	G 46:44	6-13	1-6	3-5	1	4	5	3	1	16	2	1	1	0	3
12 Khalid Moore	G 29:37	0-6	0-2	5-8	1	4	5	4	5	0	0	2	2	2	1
1 Kyle Sturdivant	G 01:31	0-0	0-0	0-0	0	0	0	0	0	0	0	0	0	0	-3
Team					4	1	5								
Totals		36-98	7-32	41-59	33	37	70	29	36	120	12	22	12	4	9

Technical Fouls: NONE

Dead Ball Rebounds: 11

	GSU	GaTech
Biggest lead	11 (1 st 8:01)	8 (1 st 14:49)
Best Scoring Run	17 (1 st 8:01)	8 (1 st 2:40)
Lead Changes	13	
Times Tied	17	
Time with Lead	30:17	17:58

Points from	GSU	GaTech
Turnovers	24	28
Paint	64	50
Second Chance	21	30
Fast Breaks	34	16
Bench	26	21

Period by Period Scoring						
	1st	2nd	OT1	OT2	OT3	OT4
GSU	38	39	6	13	14	13
GaTech	31	46	6	13	14	10

Official Basketball Box Score - Final
Mercer at Georgia Tech
11/27/20 McCamish Pavilion, Atlanta
2020-21 Men's Basketball

Game Time: 8:00 PM
Game Duration: 1:46
Attendance: 1,200

Officials: Jamie Luckie, Justin Porterfield, Tommy Morrissey

Mercer - 83															
Record: 2-0															
NO. Name	Min	FG M-A	3P M-A	FT M-A	Rebounds OR DR TOT	Fouls PF FD	TP	AS	TO	ST	Blocks BS BA	+/			
22 Felipe Haase	F 36:04	6-16	5-11	0-0	1	4	5	2	1	17	3	3	1	0	14
25 Maciej Bender	F 15:45	2-6	0-0	0-0	2	1	3	1	0	4	1	1	1	2	0
2 Nefali Alvarez	G 35:50	3-12	1-4	10-11	1	7	8	1	8	17	9	2	1	0	0
3 Jeff Gary	G 33:12	2-5	2-3	2-2	0	3	3	3	3	8	3	2	4	0	0
20 Ross Cummings	G 34:36	5-7	3-4	3-3	0	2	2	2	1	16	4	1	0	0	13
23 James Glisson III	24:37	6-7	0-0	2-2	2	4	6	0	2	14	2	0	1	1	0
0 Leon Ayers III	19:56	3-8	1-3	0-0	1	3	4	2	0	7	0	0	0	1	-7
Team					0	2	2			0	1				
Totals		27-61	12-25	17-18	7	26	33	11	15	83	22	10	8	4	10
Technical Fouls: NONE															
Shooting By Period															
1 st FG%	15-31	48.4%	3PT%	8-14	57.1%	FT%	0-0	0%	OT FG%	12-30	40.0%	GM FG%	27-61	44.3%	
2 nd FG%	15-31	48.4%	3PT%	8-14	57.1%	FT%	0-0	0%	OT FG%	12-30	40.0%	GM FG%	27-61	44.3%	
3 rd FG%	15-31	48.4%	3PT%	8-14	57.1%	FT%	0-0	0%	OT FG%	12-30	40.0%	GM FG%	27-61	44.3%	
4 th FG%	15-31	48.4%	3PT%	8-14	57.1%	FT%	0-0	0%	OT FG%	12-30	40.0%	GM FG%	27-61	44.3%	
Dead Ball Rebounds:	1	0													
Georgia Tech - 73															
Record: 0-2															
NO. Name	Min	FG M-A	3P M-A	FT M-A	Rebounds OR DR TOT	Fouls PF FD	TP	AS	TO	ST	Blocks BS BA	+/			
4 Jordan Usher	F 22:20	5-10	1-3	0-0	1	7	8	3	0	11	3	3	0	1	-8
5 Moses Wright	F 38:32	9-15	2-3	0-1	1	4	5	0	1	20	1	3	1	1	0
24 Rodney Howard	C 13:52	2-5	0-0	2-2	0	4	4	0	1	6	3	2	0	0	-8
0 Michael Devove	G 34:15	4-9	2-4	4-5	1	4	5	4	3	14	3	2	0	0	2
10 Jose Alvarado	G 30:46	3-6	1-4	1-1	1	2	3	3	2	8	7	1	1	0	-9
3 Bubba Parham	28:07	4-9	2-6	2-2	1	1	2	4	2	12	1	1	2	0	-1
11 Kyle Sturdivant	09:41	0-2	0-1	0-0	1	1	2	1	0	1	0	0	0	0	-1
12 Khalid Moore	14:23	1-4	0-3	0-0	1	1	2	0	2	2	0	1	1	0	-6
23 Jordan Meka	08:04	0-1	0-0	0-0	0	1	1	0	0	0	0	0	0	0	0
Team					1	2	3			0	1				
Totals		28-61	8-24	9-11	8	27	35	15	11	73	16	15	5	1	-10
Technical Fouls: NONE															
Shooting By Period															
1 st FG%	15-31	48.4%	3PT%	8-14	57.1%	FT%	0-0	0%	OT FG%	12-30	40.0%	GM FG%	27-61	44.3%	
2 nd FG%	15-31	48.4%	3PT%	8-14	57.1%	FT%	0-0	0%	OT FG%	12-30	40.0%	GM FG%	27-61	44.3%	
3 rd FG%	15-31	48.4%	3PT%	8-14	57.1%	FT%	0-0	0%	OT FG%	12-30	40.0%	GM FG%	27-61	44.3%	
4 th FG%	15-31	48.4%	3PT%	8-14	57.1%	FT%	0-0	0%	OT FG%	12-30	40.0%	GM FG%	27-61	44.3%	
Dead Ball Rebounds:	1	0													

	MERCER		GaTech	Points from		MERCER	GaTech	Period by Period Scoring			
	1	2		Turnovers				1st	2nd	TOT	
Biggest lead	19 (2 nd 1:17)	2 (1 st 8:29)		Paint		28	32	MERCER	38	45	83
Best Scoring Run	10 (1 st 15:57)	5 (1 st 6:10)		Second Chance		8	11				
Lead Changes	2			Fast Breaks		9	11				
Times Tied	2			Bench		21	14	GaTech	35	38	73
Time with Lead	37:28	00:30									

2020-21 BOX SCORES

Official Basketball Box Score - Final
Georgia Tech at Florida State
12/15/20 Donald L. Tucker Center, Tallahassee
2020-21 Men's Basketball

Game Time: 8:30 PM
Game Duration: 2:04
Attendance: 2,864

Officials: Ron Groover, Brian Dorsey, Tim Clougherty

Georgia Tech - 61

Record: 2-3 (0-1)

NO.	Name	Min	FG M-A	3P M-A	FT M-A	Rebounds OR DR TOT	Fouls PF FO	TP	AS	TO	ST	Blocks BS BA	+/-	
4	Jordan Usher	F 26:02	5-9	2-4	0-0	1 3 4	3 0	12	3	2	1	0	-13	
5	Moses Wright	F 33:20	3-6	0-1	6-8	2 0 2	5 6	12	0	1	1	0	-14	
0	Michael Devoe	G 34:38	7-15	2-6	5-6	1 4 5	2 7	21	0	4	0	0	-18	
3	Bubba Parham	G 16:48	0-2	0-2	0-0	0 2 2	1 1	0	1	1	1	0	-7	
10	Jose Alvarado	G 38:13	3-7	1-3	0-0	0 1 1	3 0	7	1	2	2	0	-12	
11	Kyle Sturdivant	22:36	2-5	0-1	1-1	0 1 1	2 1	5	2	4	0	1	0	2
12	Khalid Moore	26:29	2-7	0-3	0-0	0 5 5	0 0	4	4	0	1	0	0	1
2	Saba Gigiberia	01:54	0-0	0-0	0-0	0 0 0	1 0	0	0	0	0	0	-4	
Team						2 1 3	0	0	0	0	0			
Totals		22:51	5-20	12-15	6 17	23 17	15 61	11	12	7	2	1	-13	

Technical Fouls: NONE

Shooting By Period		
1st FG%	12-22	54.5%
3PT%	3-10	30.0%
FT%	2-4	50%
2nd FG%	10-29	34.5%
3PT%	2-10	20.0%
FT%	10-11	90.9%
GM FG%	22-51	43.1%
3PT%	5-20	25.0%
FT%	12-15	80.0%

Dead Ball Rebounds: 2, 2

Florida State - 74

Record: 4-0 (1-0)

NO.	Name	Min	FG M-A	3P M-A	FT M-A	Rebounds OR DR TOT	Fouls PF FO	TP	AS	TO	ST	Blocks BS BA	+/-
1	RaiQuan Gray	F 30:10	1-5	0-1	2-2	2 4 6	4 1	4	2	2	0	0	-1
5	Balsa Koprivica	C 25:44	4-5	0-0	2-4	2 5 7	0 5	10	3	2	0	0	16
2	Anthony Polite	G 34:19	4-7	2-4	0-0	0 2 2	1 1	10	3	1	3	0	23
4	Scottie Barnes	G 30:05	6-10	0-3	4-6	0 6 6	3 4	16	1	3	2	0	13
23	M.J. Walker	G 34:47	4-9	2-4	4-4	1 3 4	1 5	14	1	2	1	0	11
11	Nathanael Jack	04:46	1-2	0-0	0 0 0	0 1 0	1 0	3	0	0	0	0	9
10	Malik Osborne	19:00	1-3	0-0	0 0 0	1 1 3	0 2	2	1	1	0	0	6
31	Wyatt Wilkes	11:17	4-7	3-3	0-0	1 0 1	1 0	11	1	0	0	1	-2
24	Sardar Calhoun	05:46	1-2	0-0	0 0 0	1 1 0	0 0	2	1	1	0	0	-12
15	Quincy Ballard	04:06	1-1	0-0	0 0 0	1 0 1	1 1	2	0	1	0	0	-2
Team						0 0 0	0	0	0	0	0		
Totals		27:51	8-17	12-16	7 22	29 15	17 74	13	13	6	1	2	13

Technical Fouls: NONE

Shooting By Period		
1st FG%	15-29	51.7%
3PT%	6-11	54.5%
FT%	0-1	0%
2nd FG%	12-22	54.5%
3PT%	2-6	33.3%
FT%	12-15	80.0%
GM FG%	27-51	52.9%
3PT%	8-17	47.1%
FT%	12-16	75.0%

Dead Ball Rebounds: 2, 1

Best Scoring Run		Points from	GT	FSU		
15 (2nd 9:58)		Turnovers	9	13		
8 (1st 14:31)		Paint	26	32		
2		Second Chance	5	7		
2		Fast Breaks	4	5		
02:07		Bench	9	20		
35:43		Period by Period Scoring				
		1st		2nd	TOT	
		GT		29	32	61
		FSU		36	38	74

Official Basketball Box Score - Final
Delaware St. at Georgia Tech
 12/20/2020 McCarroll Pavilion, Atlanta
 2020-21 Men's Basketball

Game Time: 8:00 PM
 Game Duration: 2:00
 Attendance: 1,200

Officials: Bill Covington, Jr., Tony Henderson, Janelle Speermons

Delaware St. - 69

Record: 0-3

NO. Name	Min	FG M-A	3P M-A	FT M-A	Rebounds OR DR TOT	Fouls PF FO	TP	AS	TO	ST	Blocks BS BA	+/-
1 D'Marco Baucum	F 22:08	2-7	0-3	0-0	1 4 5	2 1	4	1	3	1	0	-7
10 Ronald Lucas	F 11:53	3-3	0-0	0-0	2 2 4	3 0	6	0	2	0	0	-14
15 Ameer Bennett	F 21:49	1-1	0-0	4-5	1 1 2	0 4	6	0	3	0	0	-13
3 Mar'ez Robinson	G 17:24	0-2	0-1	0-0	3 3 3	0 0	2	0	1	0	0	-2
4 Pinky Wiley	G 32:47	3-8	3-6	0-0	3 3 2	1 9	3	2	1	0	0	-35
2 Omari Peek-Green	14:00	0-5	0-3	2-2	1 2 3	2 1	2	2	1	0	0	-1
13 Fahim Jenneto	12:35	2-2	0-0	3-4	0 2 2	4 3	7	0	2	0	0	-9
32 Myles Carter	25:50	6-11	2-4	3-3	0 5 5	1 4	17	3	0	0	0	-19
24 Zach Kent	11:16	1-6	0-3	0-0	0 0 0	1 1	2	0	1	0	0	-24
12 Dominik Fragala	20:27	3-6	3-6	1-2	0 0 0	3 1	10	1	1	1	0	-26
50 Christopher Smith	09:51	2-2	0-0	2-5	0 2 2	1 3	6	0	1	0	0	3
Team					1	0	1	0	1	0	0	0
Totals		23-53	8-26	15-21	6 24 30	22 19	69	12	20	4	1 2 28	

Technical Fouls: Bench 2nd 9:51

Georgia Tech - 97

Record: 4-3

NO. Name	Min	FG M-A	3P M-A	FT M-A	Rebounds OR DR TOT	Fouls PF FO	TP	AS	TO	ST	Blocks BS BA	+/-
4 Jordan Usher	F 26:00	3-5	1-3	3-3	0 5 5	4 3	10	6	1	4	1 0 3	23
5 Moses Wright	F 22:36	7-9	0-1	2-2	0 4 4	0 2	16	3	2	2	0 0 0	23
0 Michael Devoe	G 24:30	2-5	1-3	0-0	1 4 5	3 0	5	5	1	1	0 0 0	27
3 Bubba Parham	G 19:51	1-6	1-4	2-2	1 2 3	2 1	5	1	0	0	0 0 6	6
10 Jose Alvarado	G 27:57	11-14	4-5	3-3	1 1 2	3 3	29	5	3	2	0 0 31	1
1 Kyle Sturdivant	15:14	1-4	0-1	2-3	0 2 2	2 2	4	2	1	0	0 0 -4	-4
12 Khalid Moore	21:43	2-3	2-2	5-6	1 5 3	1 4	11	1	1	0	0 0 24	24
2 Sabu Gbigeri	10:01	1-6	0-1	0-1	1 1 6	2 3	2	1	0	0	0 0 1	-1
24 Rodney Howard	10:01	3-3	0-0	1-3	0 1 1	2 2	7	0	0	0	0 0 1	-1
11 Tristan Maxwell	08:12	0-2	0-2	3-3	0 0 0	0 1	3	0	0	0	0 0 -3	-3
3 Jehloni James	04:38	0-0	0-0	0 1	1 0 0	0 0	0	0	0	0	0 0 2	2
14 David Didenko	02:15	0-1	0-1	0-0	0 1 1	0 0	0	0	0	0	0 0 0	0
55 Malachi Rice	02:05	1-1	0-0	1-2	0 0 0	0 0	1	3	1	0	0 0 0	0
13 Coleman Boyd	01:39	0-0	0-0	0 0	0 0 0	0 0	0	0	0	0	0 0 0	0
34 Niko Broadway	01:39	0-0	0-0	0 0	0 0 0	0 0	0	0	0	0	0 0 0	0
45 Shaheed Medlock	01:39	1-1	0-0	0-0	0 0 0	0 0	2	0	0	0	0 0 0	0
Team					1	2	0	0	0	0	0 0 0	0
Totals		33-60	9-23	22-28	6 29 35	19 22	97	25	9	9	2 1 28	

Technical Fouls: NONE

	DeISt	GeATech	Points from Turnovers	DeISt	GeATech	Period by Period Scoring			
Biggest lead	1 (1 st 19:00)	32 (2 nd 11:05)	Turnovers	10	26	1st	2nd	TOT	
Best Scoring Run	8 (2 nd 7:33)	20 (2 nd 11:05)	Paint	26	46	DeISt	30	39	69
Lead Changes	2		Second Chance	9	0				
Times Tied	0		Fast Breaks	19	30	GeATech	40	57	97
Time with Lead	01:32	37:37	Bench	44	32				

Shooting By Period	
1st FG	11-23 47.8%
3PT	4-13 30.8%
FT	4-5 80%
2nd FG	12-30 40.0%
3PT	4-13 30.8%
FT	11-16 68.8%
GM FG	23-53 43.4%
3PT	8-26 30.8%
FT	15-21 71.4%
Dead Ball Rebounds: 1-0	

Shooting By Period	
1st FG	13-28 46.4%
3PT	5-13 38.5%
FT	9-10 90%
2nd FG	20-32 62.5%
3PT	4-10 40.0%
FT	19-18 72.2%
GM FG	33-60 55.0%
3PT	9-23 39.1%
FT	22-28 78.6%
Dead Ball Rebounds: 3-0	

2020-21 BOX SCORES

Official Basketball Box Score - Final
Wake Forest at Georgia Tech
01/03/21 McCamish Pavilion, Atlanta
2020-21 Men's Basketball

Game Time: 8:00 PM
Game Duration: 1:47
Attendance: 1,200

Officials: Mike Roberts, Jeffrey Anderson, Keith Kimble

Wake Forest - 54

Record: 3-1 (0-1)

NO. Name	Min	FG M-A	3P M-A	FT M-A	Rebounds OR DR TOT	Fouls PF FO	TP	AS	TO	ST	Blocks BS BA	+/
1 Isaiah Mucius	F 28:31	9-16	1-4	2-4	3 2 5	1 3	21	0	0	0	0	-9
33 Ody Ogumara	F 28:46	5-7	0-0	2-3	1 4 5	0 4	12	1	0	2	0	0
0 Jahcobi Neath	G 25:58	2-5	1-2	2-2	0 2 2	5 2	7	2	6	2	0	-11
2 Jalen Johnson	G 12:10	0-1	0-1	0-0	1 2 3	1 0	0	0	4	0	0	-14
4 Davien Williamson	G 29:36	2-7	1-4	1-2	0 2 2	0 1	6	4	4	1	0	-15
25 Ismael Massoud	18:04	1-3	0-2	0-0	0 3 3	0 0	2	0	1	1	0	-8
35 Carter Whitt	23:25	3-9	0-2	0-0	0 5 5	1 2	6	2	2	1	0	-1
23 Isaiah Wilkins	09:54	0-0	0-0	0-0	0 0 0	0 0	1	0	0	1	0	-5
20 Jonah Antonio	23:36	0-5	0-0	0-0	0 3 3	2 0	0	1	1	1	0	-7
Team					1 2 3		0	0				
Totals		22-53	3-20	7-11	6 25 31	10 13	54	10	18	9	0	-16

Shooting By Period	
1 st FG%	8-26 30.8%
3PT%	3-13 23.1%
FT%	2-3 66.7%
2 nd FG%	14-27 51.9%
3PT%	0-7 0.0%
FT%	5-8 62.5%
GM FG%	22-53 41.5%
3PT%	3-20 15.0%
FT%	7-11 63.6%

Dead Ball Rebounds: 1,0

Technical Fouls: NONE

Georgia Tech - 70

Record: 6-3 (2-1)

NO. Name	Min	FG M-A	3P M-A	FT M-A	Rebounds OR DR TOT	Fouls PF FO	TP	AS	TO	ST	Blocks BS BA	+/
4 Jordan Usher	F 30:38	0-3	0-3	1-2	0 8 8	3 1	1	5	4	1	4	0
5 Moses Wright	F 32:00	4-7	0-1	0-1	2 4 6	2 1	8	5	2	3	0	15
0 Michael Devoe	G 32:46	6-14	4-10	1-2	0 4 4	1 1	17	1	4	2	0	17
3 Bubba Parham	G 30:28	3-6	2-5	0-0	1 2 3	4 1	8	3	2	2	0	12
10 Jose Alvarado	G 35:49	9-14	2-4	5-5	0 4 4	0 4	25	2	0	1	0	20
12 Khalid Moore	19:09	1-2	0-1	2-4	0 3 3	1 2	4	1	1	1	0	5
1 Kyle Sturdivant	11:29	3-5	1-2	0-0	0 1 1	1 0	7	0	1	1	0	-4
2 Saba Gligberia	02:55	0-0	0-0	0-0	0 1 1	0 0	0	0	0	0	0	-2
24 Rodney Howard	03:39	0-1	0-0	0-0	0 1 1	1 0	0	0	0	0	0	-4
14 David Didenko	01:07	0-0	0-0	0-0	0 0 0	0 0	0	0	0	0	0	0
Team					0 0 0		0					
Totals		26-52	9-26	9-14	3 28 31	13 10	70	17	14	11	4	0

Shooting By Period	
1 st FG%	12-24 50.0%
3PT%	7-15 46.7%
FT%	4-6 66.7%
2 nd FG%	14-28 50.0%
3PT%	2-11 18.2%
FT%	5-8 62.5%
GM FG%	26-52 50.0%
3PT%	9-26 34.6%
FT%	9-14 64.3%

Dead Ball Rebounds: 3,0

Technical Fouls: NONE

	Wake	GaTech
Biggest lead	2 (1 st 16:45)	26 (2 nd 12:35)
Best Scoring Run	5(2 nd 19:03)	9(2 nd 17:39)
Lead Changes	4	
Times Tied	2	
Time with Lead	00:56	37:50

Points from Turnovers	Wake	GaTech
	10	26
Paint	30	30
Second Chance	6	2
Fast Breaks	6	25
Bench	8	11

Period by Period Scoring			
	1st	2nd	TOT
Wake	21	33	54
GaTech	35	35	70

Official Basketball Box Score - Final
Georgia Tech at Virginia
01/23/21 John Paul Jones Arena, Charlottesville, Va.
#13 Virginia vs. Georgia Tech

Game Time: 8:00 PM
Game Duration: 1:47
Attendance: 250

Georgia Tech - 62

Record: 7-4 (3-2)

Officials: Lee Cassell, Brian Dorsey, Tommy Morrissey

NO. Name	Min	FG M-A	3P M-A	FT M-A	Rebounds OR DR TOT	Fouls PF FD	TP	AS	TO	ST	Blocks BS BA	+/	
4 Jordan Usher	F 38:07	7-11	2-4	3-4	0 6 6	1 3	19	1	0	1	3	1	3
5 Moses Wright	F 36:42	6-17	1-2	0-0	1 3 4	2 1	13	2	1	0	5	3	-9
0 Michael Devoe	G 26:14	1-8	1-3	0-0	0 2 2	1 2	3	1	1	0	0	3	-7
3 Bubba Parham	G 40:00	1-2	1-1	0-0	0 5 5	2 1	3	0	0	1	0	0	-2
10 Jose Alvarado	G 38:52	7-12	4-5	2-2	0 1 1	4 1	20	8	2	6	0	0	3
12 Khalid Moore	12:09	2-2	0-0	0-0	0 2 2	0 0	4	0	1	0	0	0	-4
1 Kyle Sturdivant	07:56	0-1	0-0	0-0	0 1 1	1 0	0	0	1	0	0	0	6
Team					2 2 4		0						
Totals		24-53	9-15	5-6	3 22 25	11 8	62	12	6	8	8	7	-2

Shooting By Period	
1 st FG%	14-28 50.0%
3PT%	5-8 62.5%
FT%	3-4 75%
2 nd FG%	10-25 40.0%
3PT%	4-7 57.1%
FT%	2-2 100%
GM FG%	24-53 45.3%
3PT%	9-15 60.0%
FT%	5-6 83.3%

Dead Ball Rebounds: 0,0

Technical Fouls: NONE

Virginia - 64

Record: 10-2 (6-0)

NO. Name	Min	FG M-A	3P M-A	FT M-A	Rebounds OR DR TOT	Fouls PF FD	TP	AS	TO	ST	Blocks BS BA	+/	
10 Sam Hauser	F 35:28	9-12	4-5	0-1	0 6 6	1 3	22	0	2	1	1	0	7
30 Jay Huff	F 29:42	7-11	2-3	2-2	1 4 5	1 1	18	2	2	0	5	1	6
0 Khevi Clark	G 33:14	1-10	0-3	0-0	1 2 3	1 3	2	8	3	0	0	2	1
2 Reese Beekman	G 38:35	2-5	0-0	2-2	0 5 5	2 2	6	3	1	1	1	3	9
25 Trey Murphy III	G 25:31	1-4	1-3	0-0	0 1 1	1 0	3	0	0	0	0	0	-12
13 Casey Morsell	27:12	4-8	1-3	0-0	0 4 4	2 0	9	1	0	0	0	1	3
53 Tomas Wolodensae	01:25	0-1	0-0	0-0	0 0 0	0 0	0	0	1	0	0	0	-7
22 Francisco Caffaro	08:53	1-1	0-0	2-2	2 1 3	0 2	4	0	0	0	0	0	3
Team					2 3 5		0						
Totals		25-52	8-18	6-7	6 26 32	8 11	64	14	9	2	7	8	2

Shooting By Period	
1 st FG%	13-26 50.0%
3PT%	4-9 44.4%
FT%	2-3 66.7%
2 nd FG%	12-26 46.2%
3PT%	4-9 44.4%
FT%	4-4 100%
GM FG%	25-52 48.1%
3PT%	8-18 44.4%
FT%	6-7 85.7%

Dead Ball Rebounds: 0,1


Technical Fouls: NONE

	GT	UVA
Biggest lead	11 (2 nd 15:26)	4 (1 st 13:08)
Best Scoring Run	10 (1 st 5:30)	9 (1 st 13:08)
Lead Changes	5	
Times Tied	4	
Time with Lead	29:46	06:01

Points from Turnovers	GT	UVA
Paint	26	28
Second Chance	5	5
Fast Breaks	9	4
Bench	4	13

Period by Period Scoring			
	1st	2nd	TOT
GT	36	26	62
UVA	32	32	64

2020-21 BOX SCORES



Official Basketball Box Score - Final

Florida St. at Georgia Tech

01/30/21 McCamish Pavilion, Atlanta

2020-21 Men's Basketball

Game Time: 4:00 PM

Game Duration: 2:12

Attendance: 1,200

Officials: Mike Roberts, Mark Schnur, Matt Potter

Florida St. - 65

Record: 10-3 (6-2)

NO.	Name	Min	FG M-A	3P M-A	FT M-A	Rebounds OR DR TOT	Fouls PF FD	TP	AS	TO	ST	Blocks BS BA	+/-	
1	RaiQuan Gray	F 34:25	7-10	0-0	5-8	3 6 9	3 4	19	2	5	3	1	0	-9
31	Wyatt Wilkes	F 25:42	2-7	1-5	0-0	0 1 1	2 0	5	1	2	1	0	0	-11
5	Balsa Koprivica	C 16:30	3-5	0-0	0-2	3 4 7	4 1	6	0	2	0	0	0	-3
0	RaiQuan Evans	G 27:17	1-6	0-0	3-4	2 3 5	0 2	5	3	3	1	0	1	-5
23	M.J. Walker	G 24:51	3-5	1-3	1-2	0 1 1	5 3	8	1	4	1	0	0	2
4	Scottie Barnes	22:57	3-5	0-0	3-4	2 1 3	2 3	9	6	4	2	0	1	-10
24	Sardar Calhoun	16:57	3-7	0-1	1-1	3 1 4	2 1	7	2	1	0	0	0	-4
34	Tanor Ngom	05:43	1-3	0-0	0-0	1 1 2	0 1	2	0	0	0	0	0	0
10	Malik Osborne	21:25	0-6	0-3	1-2	0 3 3	4 2	1	0	0	1	2	1	-13
11	Nathanael Jack	04:13	1-2	1-2	0-0	0 0 0	0 0	3	0	0	0	0	0	-2
Team						1 3 4		0		0				
Totals						24-56	3-14	14-23	15 24 39	22 17	65	15	21	9 3 3 -11

Technical Fouls: NONE

Georgia Tech - 76

Record: 8-5 (4-3)


NO.	Name	Min	FG M-A	3P M-A	FT M-A	Rebounds OR DR TOT	Fouls PF FD	TP	AS	TO	ST	Blocks BS BA	+/-	
4	Jordan Usher	F 29:41	3-9	1-5	0-0	1 3 4	4 1	7	3	2	1	2	0	8
5	Moses Wright	F 38:00	8-15	0-3	7-9	1 6 7	2 8	23	2	1	6	1	1	14
12	Khalid Moore	F 32:24	0-2	0-2	2-2	0 3 3	4 1	2	1	3	0	0	0	-1
0	Michael Devoe	G 40:00	4-12	3-7	8-12	3 5 8	2 7	19	5	3	1	0	1	11
10	Jose Alvarado	G 40:00	8-16	3-7	2-2	1 1 2	3 3	21	6	2	6	0	1	11
24	Rodney Howard	04:37	0-0	0-0	0-0	1 1 2	0 0	0	1	0	0	0	0	-2
1	Kyle Sturdivant	15:18	2-3	0-0	0-0	0 0 0	1 2	4	1	2	0	0	0	14
Team						3 0 3		0		1				
Totals						25-57	7-24	19-25	10 19 29	17 22	76	19	14	14 3 3 11

Technical Fouls: NONE

	FSU	GaTech
Biggest lead	6 (1st 11:05)	13 (2nd 0:37)
Best Scoring Run	8 (2nd 15:33)	8 (1st 7:34)
Lead Changes	5	
Times Tied	3	
Time with Lead	12:26	24:12

Points from	FSU	GaTech
Turnovers	12	24
Paint	36	30
Second Chance	13	12
Fast Breaks	20	19
Bench	22	4

Period by Period Scoring			
	1st	2nd	TOT
FSU	26	39	65
GaTech	33	43	76



Official Basketball Box Score - Final

Georgia Tech at Louisville

02/01/21 KFC Yum! Center, Louisville

2020-21 Men's Basketball

Game Time: 2:01 PM

Game Duration: 1:55

Attendance: 2,868

Georgia Tech - 58

Record: 9-6 (4-4)

NO.	Name	Min	FG M-A	3P M-A	FT M-A	Rebounds OR DR TOT	Fouls PF FD	TP	AS	TO	ST	Blocks BS BA	+/-	
4	Jordan Usher	F 29:36	4-14	2-7	1-2	0 2 2	4 2	11	2	0	1	0	0	-20
5	Moses Wright	F 40:00	6-17	1-2	2-4	5 11 16	0 5	15	3	1	1	7	0	-16
12	Khalid Moore	F 21:27	0-4	0-3	0-0	0 0 0	2 0	0	1	0	0	0	0	-7
0	Michael Devoe	G 36:20	6-15	3-6	2-2	3 6 9	4 4	17	2	2	0	1	2	-10
10	Jose Alvarado	G 37:25	3-11	1-6	0-0	1 4 5	2 0	7	4	3	2	0	1	-16
1	Kyle Sturdivant	14:48	2-4	0-1	1-1	0 0 0	2 1	5	1	0	1	0	0	-4
3	Bubba Parham	10:50	1-3	1-2	0-0	0 1 1	0 0	3	0	0	0	0	0	-7
24	Rodney Howard	09:34	0-0	0-0	0-0	1 3 4	2 1	0	0	0	0	0	0	0
Team						2 0 2		0		2				
Totals			22-68	8-27	6-9	12 27 39	16 13	58	13	8	5	11	3	-16

Shooting By Period

1st	FG%	10-31	32.3%
3PT%	3-13	23.1%	
FT%	4-6	66.7%	
2nd	FG%	12-37	32.4%
3PT%	5-14	35.7%	
FT%	2-3	66.7%	
GM	FG%	22-68	32.4%
3PT%	8-27	29.6%	
FT%	6-9	66.7%	

Dead Ball Rebounds: 1.0

Technical Fouls: NONE

Louisville - 74

Record: 11-4 (6-3)

NO.	Name	Min	FG M-A	3P M-A	FT M-A	Rebounds OR DR TOT	Fouls PF FD	TP	AS	TO	ST	Blocks BS BA	+/-	
11	Quinn Slazinski	F 15:52	1-4	0-2	0-0	1 1 2	0 1	2	0	1	1	0	1	-5
14	Dre Davis	F 29:15	1-5	0-0	4-4	2 4 6	1 4	6	2	2	0	0	3	7
24	Jae'Lyn Withers	F 20:00	2-5	0-0	2-2	3 4 7	3 1	6	1	0	1	2	2	9
1	Carl Jones	G 38:36	5-17	0-4	2-2	1 5 6	3 2	12	8	1	0	0	2	16
13	David Johnson	G 38:11	9-20	6-11	0-0	2 8 10	1 0	24	0	3	2	1	0	15
10	Samuel Williamson	30:32	8-13	1-1	3-6	7 11 18	0 5	20	1	1	0	0	0	23
21	Charles Minlend	07:34	0-2	0-1	0-0	0 1 1	1 1	0	1	0	0	0	0	8
12	Ju Traynor	03:45	0-0	0-0	0-0	0 0 0	1 0	0	0	0	0	0	0	0
23	Gabe Wierltzer	16:15	2-6	0-0	0-3	4 2 6	3 2	4	0	0	0	0	3	7
Team						0 0 0		0		1				
Totals			28-72	7-19	11-27	20 36 56	13 16	74	13	9	4	3	11	16

Shooting By Period

1st	FG%	13-33	39.4%
3PT%	5-12	41.7%	
FT%	2-3	66.7%	
2nd	FG%	15-39	38.5%
3PT%	2-7	28.6%	
FT%	9-14	64.3%	
GM	FG%	28-72	38.9%
3PT%	7-19	36.8%	
FT%	11-17	64.7%	


Dead Ball Rebounds: 3.0

Technical Fouls: NONE

	GIT	LOU	Points from Turnovers	GIT	LOU
Biggest lead	7 (1 st 13:43)	20 (2 nd 9:03)	8	7	
Best Scoring Run	10 (1 st 13:43)	10 (2 nd 14:52)	22	24	
Lead Changes	10		9	20	
Times Tied	5		10	0	
Time with Lead	08:24	28:06	8	24	

Period	1st	2nd	TOT
GIT	27	31	58
LOU	33	41	74

2020-21 BOX SCORES



Official Basketball Box Score - Final

Georgia Tech at Clemson

02/12/21 Littlejohn Coliseum, Clemson

2020-21 Clemson Men's Basketball

Game Time: 8:00 PM

Game Duration: 2:07

Attendance: 1,876

Officials: Ted Valentine, AJ Desai, Tony Henderson

Record: 9-8 (5-6)

Georgia Tech - 72

NO. Name	Min	FG M-A	3P M-A	FT M-A	Rebounds OR DR TOT	Fouls PF FO	TP	AS	TO	ST	Blocks BS BA	+/-
4 Jordan Usher	F 37:13	5-9	1-3	1-3	1 5 6	1 2	12	2	3	2	1 0 0	3
5 Moses Wright	F 29:37	6-7	0-0	3-3	2 3 5	4 4	15	1	2	1 4 1	4	-4
0 Michael Devoe	G 39:37	7-12	1-3	8-8	0 2 2	2 6	23	6	3	5 0 0	0	-2
3 Bubba Parham	G 36:36	4-9	1-5	3-3	0 3 3	4 1	12	1	2	1 0 0	0	-2
10 Jose Alvarado	G 36:54	3-11	2-7	0-2	1 3 4	0 2	8	0	1	0 0 1	0	-7
12 Khalid Moore	06:02	0-1	0-1	0-0	0 1 1	2 0	0	0	0 1 0	0 0 0	0	-2
24 Rodney Howard	07:08	0-0	0-0	0-0	0 0 0	3 0	0	0	0 0 0	0 0 0	0	5
1 Kyle Sturdivant	04:53	1-1	0-0	0-0	0 3 3	1 0	2	0	0 0 0	0 0 0	0	5
Team					0 0 0				0	1		
Totals		26-50	5-19	15-19	4 20 24	17 15	72	10	13	9	5 2	-2

Technical Fouls: Coach 2nd 16:41

Shooting By Period	
1 st FG%	11-24 45.8%
3PT%	1-8 12.5%
FT%	7-7 100%
2 nd FG%	15-26 57.4%
3PT%	4-11 36.4%
FT%	8-12 66.7%
GM FG%	26-50 52.0%
3PT%	5-19 26.3%
FT%	15-19 78.9%

Dead Ball Rebounds: 2.0

Record: 13-5 (7-5)

Clemson - 74


NO. Name	Min	FG M-A	3P M-A	FT M-A	Rebounds OR DR TOT	Fouls PF FO	TP	AS	TO	ST	Blocks BS BA	+/-
5 Hunter Tyson	F 13:28	1-4	0-1	2-2	1 1 2	0 0	4	0	1	0 0 0	0	3
25 Aamir Simms	F 32:59	9-16	3-4	4-5	1 2 3	3 6	25	3	2	1 1 3	2	2
0 Clyde Trapp	G 31:38	2-7	2-4	0-0	0 8 8	4 0	6	3	3	1 0 0	0	-1
4 Nick Honor	G 35:30	5-7	2-2	0-0	0 1 1	2 0	12	3	1	2 0 1	0	6
12 Alex Hemenway	G 14:45	0-3	0-0	2-2	0 2 2	1 2	0	1	0	0 1 0	0	-2
10 Olivier-Maxence Prosper	13:35	1-2	1-1	2-2	1 1 2	0 1	5	1	0	0 0 0	0	-1
3 Chase Hunter	08:50	0-1	0-0	1-1	1 2 1	0 0	1	1	0	0 0 0	0	1
2 Al-Amir Dawes	24:07	3-7	1-4	1-2	0 2 2	1 3	8	1	3	0 0 0	0	1
24 PJ Hall	06:12	0-0	0-0	2-2	1 0 1	0 1	2	0	1 0 0	0 0 0	0	-1
15 John Newman III	07:05	1-3	0-1	0-0	0 1 1	0 3	2	0	0 0 0	0 0 0	0	-1
1 Jonathan Baehre	11:51	2-2	0-0	4-4	1 1 2	2 2	8	1	0	0 1 0	0	3
Team					3 2 5		0	3				
Totals		24-52	9-18	17-19	9 22 31	15 17	74	13	16	4 2	5 2	2

Technical Fouls: NONE

Period by Period Scoring		
1st	2nd	TOT
GAT	30	42
CLE	26	48

Points from Turnovers	
GAT	21
CLE	24
Paint	
GAT	34
CLE	28
Second Chance	
GAT	2
CLE	4
Fast Breaks	
GAT	10
CLE	2
Bench	
GAT	2
CLE	25

Biggest lead	
GAT	9 (1 st 5:01)
CLE	3 (2 nd 11:29)
Best Scoring Run	
GAT	6 (1 st 14:49)
CLE	6 (2 nd 11:29)
Lead Changes	
GAT	11
CLE	8
Times Tied	
GAT	30:33
CLE	04:49



Official Basketball Box Score - Final

Georgia Tech at Miami

02/20/21 Watson Center, Coral Gables

2020-21 Men's Basketball

Game Time: 12:30 PM

Game Duration: 1:48

Officials: John Gaffney, Keith Kimble, Tony Morrissey

Georgia Tech - 87

Record: 11-8 (7-6)

NO. Name	Min	FG M-A	3P M-A	FT OR DR TOT	Rebounds OR DR TOT	Fouls PF FD	TP	AS	TO	ST	Blocks BS BA	+/-
4 Jordan Usher	F 26:16	3-6	0-1	2-2	0 5 5	4 2	8	4	3	2	0 0	27
5 Moses Wright	F 27:07	7-9	0-0	0-0	3 9 12	2 1	14	3	0	1	1 0	24
12 Khalid Moore	F 23:47	1-4	0-2	0-0	0 4 4	1 0	2	2	1	0	0 0	25
0 Michael Devoe	G 29:16	11-16	7-11	0-0	2 0 2	1 1	29	0	3	2	0 0	22
10 Jose Alvarado	G 28:01	6-8	2-4	2-2	0 2 2	1 0	16	6	2	3	0 0	25
3 Bubba Parham	21:58	1-5	1-5	0-0	1 1 1	1 1	3	3	0	1	0 1	14
24 Rodney Howard	16:35	4-7	0-0	0-0	1 2 3	3 0	8	1	0	1	0 1	1
1 Kyle Sturdivant	14:30	2-5	1-2	0-0	0 1 1	1 0	5	2	2	0	0 0	-1
2 Saba Gligberia	04:52	1-2	0-0	0-0	0 0 0	0 0	1	2	1	0	0 0	-2
14 David Didenko	03:48	0-1	0-1	0-0	0 1 1	0 0	0	0	0	0	0 0	-1
35 Jehloni James	03:48	0-0	0-0	0-0	1 2 3	1 0	0	0	0	0	0 0	-1
Team					1 0 1		0		0			
Totals		36-63	11-26	4-4	8 27 35	16 5	87	22	11	10	1 2	27

Technical Fouls: NONE

Shooting By Period

1 st FG%	19-30	63.3%
3PT%	6-12	50.0%
FT%	4-4	100%
2 nd FG%	17-33	51.5%
3PT%	5-14	35.7%
FT%	0-0	0%
GM FG%	36-63	57.1%
3PT%	11-26	42.3%
FT%	4-4	100.0%

Dead Ball Rebounds: 0.0

Miami - 60

Record: 7-13 (3-12)

NO. Name	Min	FG M-A	3P M-A	FT OR DR TOT	Rebounds OR DR TOT	Fouls PF FD	TP	AS	TO	ST	Blocks BS BA	+/-
1 Anthony Walker	F 27:33	6-11	2-5	2-2	1 0 1	1 2	16	0	4	0	0 0	-12
3 Nysier Brooks	C 35:00	2-8	0-0	8-10	2 0 2	0 6	12	4	0	1	0 0	-27
2 Isaiah Wong	G 17:33	2-7	0-3	0-0	0 3 3	1 1	4	1	3	0	1 0	-26
4 Elijah Olaniyi	G 34:44	6-9	2-3	4-8	2 5 7	3 5	18	1	4	1	1 0	-21
23 Kameron McGusty	G 36:11	3-10	1-4	1-1	0 5 5	0 1	8	4	3	1	0 0	-27
15 Willie Herenton	19:47	0-5	0-2	0-0	0 1 1	0 1	0	0	0	0	0 0	-10
22 Deng Gak	26:48	1-1	0-0	0-0	1 5 6	0 0	2	0	0	1	0 0	-10
10 Filippos Gkogkos	02:24	0-0	0-0	0-0	0 0 0	0 0	0	0	0	0	0 0	-2
Team					0 1 1		0	1				
Totals		20-51	5-17	15-21	7 19 26	6 16	60	10	15	4	2 1	27

Technical Fouls: Coach 1st 7:59 Team 1st 7:59

Shooting By Period

1 st FG%	6-21	28.6%
3PT%	2-8	25.0%
FT%	4-7	57.1%
2 nd FG%	14-30	46.7%
3PT%	3-9	33.3%
FT%	11-14	78.6%
GM FG%	20-51	39.2%
3PT%	5-17	29.4%
FT%	15-21	71.4%

Dead Ball Rebounds: 3.0

	GAT	MIA
Biggest lead	36 (2 nd 14:26)	0 (1 st 20:00)
Best Scoring Run	12 (1 st 17:16)	7 (2 nd 5:26)
Lead Changes	0	
Times Tied	0	
Time with Lead	39:13	00:00

Points from Turnovers	GAT	MIA
Paint	48	26
Second Chance	13	6
Fast Breaks	15	6
Bench	18	2

Period by Period Scoring			
	1st	2nd	TOT
GAT	48	39	87
MIA	18	42	60

Official Basketball Box Score - Final
Pittsburgh at Georgia Tech
02/14/21 McCamish Pavilion, Atlanta
2020-21 Men's Basketball

Game Time: 4:00 PM
Game Duration: 2:02
Attendance: 1,200

Officials: Ron Groover, Lee Cassel, Jerry Heaster

Pittsburgh - 65

Record: 9-7 (5-6)

NO.	Name	Min	FG M-A	3P M-A	FT M-A	Rebounds OR DR TOT	Fouls PF FD	TP	AS	TO	ST	Blocks BS BA	+/-
11	Justin Champagnie	F 37:35	5-6	0-1	3-3	1 5 6	2 4	13	1	2	0	0	-4
12	Abdoul Karim Coulibaly	F 37:18	1-5	0-2	0-0	3 5 8	3 0	2	2	2	1	1	-1
0	Ithiel Horton	G 33:20	7-13	4-8	0-0	0 1 1	4 1	18	1	0	1	0	-1
1	Xavier Johnson	G 20:32	5-8	1-3	2-2	1 0 1	5 1	13	4	7	2	0	0
5	Au'Diese Toney	G 36:04	6-14	2-4	1-4	3 6 9	3 2	15	2	3	2	0	-1
2	Femi Oduka	21:53	1-3	0-0	0-2	0 2 2	1 1	2	4	3	0	0	-11
24	William Jeffress	08:09	0-0	0-0	2-4	0 2 2	0 2	2	0	0	0	0	-8
22	Nike Sibande	02:27	0-0	0-0	0-0	0 0 0	0 0	0	0	0	0	0	-2
21	Terrell Brown	02:42	0-0	0-0	0-0	0 0 0	1 0	0	0	1	0	0	-5
Team						0 0 0	0	0	0	0	0	0	
Totals			25-49	7-18	8-15	8 21 29	19 11	65	14	18	8	1 2	-6

Technical Fouls: Johnson 1st 9:32 Horton 2nd 10:58

Shooting By Period		
1 st	FG%	8-21 38.1%
3PT%	2-8 25.0%	
FT%	4-10 40%	
2 nd	FG%	17-28 60.7%
3PT%	5-10 50.0%	
FT%	4-5 80%	
GM FG%	25-49 51.0%	
3PT%	7-18 38.9%	
FT%	8-15 53.3%	
Dead Ball Rebounds: 4 0		

Georgia Tech - 71

Record: 10-8 (6-6)

NO.	Name	Min	FG M-A	3P M-A	FT M-A	Rebounds OR DR TOT	Fouls PF FD	TP	AS	TO	ST	Blocks BS BA	+/-
4	Jordan Usher	F 22:47	1-5	0-2	1-1	0 2 2	2 2	2	2	2	4	0	-6
5	Moses Wright	F 35:57	9-13	1-2	5-6	1 3 4	2 6	24	2	3	1	2	0
12	Khalid Moore	F 37:35	2-3	1-2	2-2	1 0 1	4 1	7	1	2	0	0	3
0	Michael Devoe	G 36:17	3-7	1-4	6-6	0 3 3	0 5	13	3	1	1	0	0
10	Jose Alvarado	G 32:42	3-6	0-1	6-6	2 5 7	1 2	12	5	3	2	0	5
24	Rodney Howard	04:03	0-1	0-0	0-0	0 0 0	1 0	0	0	0	0	0	-2
3	Bubba Parham	20:31	3-8	3-6	2-2	1 1 2	2 2	11	0	0	1	0	14
1	Kyle Sturdivant	10:08	1-4	0-1	0-0	0 2 2	0 0	2	3	1	0	0	3
Team						0 3 3	0	0	1				
Totals			22-47	6-18	21-23	5 19 24	12 17	71	16	13	9	2 1 6	

Technical Fouls: Usher 1st 9:32

Shooting By Period		
1 st	FG%	12-28 42.9%
3PT%	3-11 27.3%	
FT%	4-10 40%	
2 nd	FG%	10-19 52.6%
3PT%	3-7 42.9%	
FT%	17-19 89.5%	
GM FG%	22-47 46.8%	
3PT%	6-18 33.3%	
FT%	21-23 91.3%	
Dead Ball Rebounds: 1 0		

	Pitt	GaTech
Biggest lead	5 (1 st 15:40)	11 (2 nd 18:18)
Best Scoring Run	9 (2 nd 4:36)	7 (1 st 6:16)
Lead Changes	1	
Times Tied	5	
Time with Lead	08:59	25:28

	Pitt	GaTech
Points from Turnovers	17	18
Paint	32	28
Second Chance	9	5
Fast Breaks	8	4
Bench	4	13

Period by Period Scoring			
	1st	2nd	TOT
Pitt	22	43	65
GaTech	31	40	71

Official Basketball Box Score - Final
Georgia Tech at Virginia Tech
02/23/21 Cassell Coliseum Blacksburg, Va.
2020-21 Men's Basketball

Game Time: 7:00 PM
Game Duration: 1:41
Attendance: 25

Officials: Jamie Luckie, Garance Armstrong, Jeffrey Anderson

Georgia Tech - 69

Record: 12-8 (8-6)

NO.	Name	Min	FG M-A	3P M-A	FT M-A	Rebounds OR DR TOT	Fouls PF FD	TP	AS	TO	ST	Blocks BS BA	+/-
4	Jordan Usher	F 25:55	3-5	0-2	0-0	0 0 0	4 2	6	3	1	2	0	3
25	Keve Aluma	F 36:55	9-11	1-1	7-11	3 7 10	3 7	26	3	1	0	1	0
12	Khalid Moore	F 33:58	2-6	1-3	1-1	1 4 5	0 2	6	1	1	1	1	17
0	Michael Devoe	G 36:32	5-14	1-6	1-2	0 2 2	2 4	12	4	2	1	1	17
10	Jose Alvarado	G 38:37	5-10	3-5	0-0	1 2 3	1 0	13	3	1	5	0	18
3	Bubba Parham	14:41	1-1	1-1	0-0	0 0 0	1 0	3	0	0	0	0	9
24	Rodney Howard	03:05	0-0	0-0	0-0	0 0 0	0 0	0	0	0	0	0	-1
1	Kyle Sturdivant	07:38	1-3	1-2	0-0	0 0 0	0 0	3	0	0	0	0	3
2	Saba Gigibera	00:53	0-0	0-0	0-0	0 1 1	0 0	0	0	0	0	0	-1
14	David Didenko	00:53	0-0	0-0	0-0	0 0 0	0 0	0	0	0	0	0	-1
35	Jehloni James	00:53	0-0	0-0	0-0	0 0 0	1 0	0	0	0	0	0	-1
Team						2 0 2	0	0	1				
Totals			26-50	8-20	9-14	7 16 23	12 15	69	14	7	9	3 3 16	

Technical Fouls: NONE

Shooting By Period		
1 st	FG%	9-23 39.1%
3PT%	2-4 50.0%	
FT%	4-5 80%	
2 nd	FG%	16-26 61.5%
3PT%	5-9 55.6%	
FT%	8-12 66.7%	
GM FG%	26-50 52.0%	
3PT%	8-20 40.0%	
FT%	9-14 64.3%	
Dead Ball Rebounds: 3 1		

Virginia Tech - 53

Record: 14-5 (8-4)

NO.	Name	Min	FG M-A	3P M-A	FT M-A	Rebounds OR DR TOT	Fouls PF FD	TP	AS	TO	ST	Blocks BS BA	+/-
25	Justin Mutts	F 24:41	4-6	1-2	0-0	2 3 5	1 0	9	1	4	0	1	-5
3	Watissa Bede	G 27:17	1-1	0-0	0-0	0 1 1	0 2	2	0	0	0	1	-19
14	Natlem Alleyne	G 36:05	3-12	2-7	4-5	0 1 1	2 3	12	0	4	0	1	-14
23	Tyreece Rufford	G 36:33	4-6	0-3	3 0 3	1 3	1 1	2	0	0	1	1	-17
0	Hunter Catboro	24:37	1-2	1-2	0-0	1 1 3	1 4	2	3	0	0	1	-1
35	Cordell Pemsli	03:48	0-0	0-0	0-0	2 2 2	1 0	0	0	0	0	0	-1
5	David Ngouessan	06:29	0-1	0-0	1-0	1 0 1	3 0	0	0	0	0	0	-3
1	Joe Bamisile	07:57	1-3	1-2	0-0	0 0 0	0 0	3	0	2	0	0	-6
Team						2 1 3	0	0	1				
Totals			19-46	5-14	10-14	12 19 31	15 12	53	12	16	1 3 3	-16	

Technical Fouls: NONE

Shooting By Period		
1 st	FG%	9-23 39.1%
3PT%	2-4 50.0%	
FT%	4-5 80%	
2 nd	FG%	10-23 43.5%
3PT%	3-10 30.0%	
FT%	6-9 66.7%	
GM FG%	19-46 41.3%	
3PT%	5-14 35.7%	
FT%	10-14 71.4%	
Dead Ball Rebounds: 2 0		

	GT	Hokies
Biggest lead	17 (2 nd 0:52)	6 (1 st 11:24)
Best Scoring Run	12 (2 nd 13:31)	8 (2 nd 7:20)
Lead Changes	5	
Times Tied	4	
Time with Lead	22:07	12:26

	GT	Hokies
Points from Turnovers	19	8
Paint	32	24
Second Chance	7	10
Fast Breaks	8	6
Bench	6	7

Period by Period Scoring			
	1st	2nd	TOT
GT	24	45	69
Hokies	24	29	53

2020-21 BOX SCORES

Official Basketball Box Score - Final
Syracuse at Georgia Tech
02/27/21 McCamish Pavilion, Atlanta
2020-21 Men's Basketball

Game Time: 12:00 PM
Game Duration: 2:02
Attendance: 1,200

Officials: Lee Cassell, Tony Henderson, Brent Hampton

Syracuse - 77

Record: 13-8 (7-7)

NO. Name	Min	FG M-A	3P M-A	FT M-A	Rebounds OR DR TOT	Fouls PF FD	TP	AS	TO	ST	Blocks BS BA	+/-
1 Quincy Guerrier	F 28:47	6-12	1-4	0-1	2 2 4	2 2 13	0	1	0	0	0	-6
21 Marek Dolezal	F 10:12	1-1	0-0	0-0	0 3 3	5 0 2	0	4	0	0	0	-14
0 Alan Griffin	G 32:59	9-15	4-7	4-4	3 1 4	3 5 26	1	2	1	1	1	0
11 Joseph Girard III	G 25:54	4-11	0-3	2-2	0 2 2	1 1 10	3	2	2	0	0	-1
35 Buddy Boheim	G 32:58	4-11	1-5	3-4	2 3 5	3 2 12	1	1	1	0	0	-14
2 John Bol Ajak	08:33	0-0	0-0	0-0	0 1 1	1 0 0	0	0	0	0	1	0
3 Kadarly Richmond	25:48	0-5	0-0	2-4	1 3 4	0 2 2	6	3	0	0	0	0
20 Robert Braswell	11:13	1-2	1-2	2-2	0 1 1	0 2 5	1	0	2	0	0	-1
14 Jesse Edwards	23:36	3-5	0-0	1-2	1 7 8	2 2 7	0	0	0	1	1	2
Team					3 1 4		0	1				
Totals		28-62	7-21	14-19	12 24 36	18 16 77	12	14	6	3	2	-7

Technical Fouls: Coach 1st 19:16


Georgia Tech - 84

Record: 13-8 (9-6)

NO. Name	Min	FG M-A	3P M-A	FT M-A	Rebounds OR DR TOT	Fouls PF FD	TP	AS	TO	ST	Blocks BS BA	+/-
4 Jordan Usher	F 39:25	7-11	0-1	5-6	2 5 7	3 4 19	7	4	3	0	1	13
5 Moses Wright	F 40:00	14-25	0-0	3-7	9 7 16	2 6 31	2	2	2	1	2	7
12 Khalid Moore	F 34:18	3-8	1-4	2-4	2 3 5	3 3 9	6	0	1	1	0	0
0 Michael Devove	G 38:22	7-16	3-10	1-2	1 5 6	0 3 18	5	2	2	0	0	16
10 Jose Alvarado	G 36:53	1-4	0-1	2-2	0 0 0	5 1 4	6	2	1	0	0	0
3 Bubba Parham	06:39	1-2	1-2	0-0	1 1 2	0 3 0	0	1	0	0	0	-11
1 Kyle Sturdivant	04:23	0-0	0-0	0-0	0 0 0	1 0 0	0	0	0	0	0	-10
Team					1 4 5		0	2				
Totals		33-66	5-18	13-21	16 25 41	17 17 84	26	13	9	2	3	-7

Technical Fouls: Bench 1st 19:53

Syr		GaTech	Points from Turnovers		Syr	GaTech	Period by Period Scoring			
Biggest lead	5 (1st 1:15)	14 (2nd 4:35)	23	28	Paint	24	1st	2nd	TOT	
Best Scoring Run	11 (1st 4:38)	8 (1st 18:59)	14	54	Second Chance	14	Syr	39	38	77
Lead Changes	4		17	19	Fast Breaks	17	GaTech	34	50	84
Times Tied	2		14	3	Bench	14				
Time with Lead	07:52	31:29								



Official Basketball Box Score - Final

Duke at Georgia Tech

03/02/21 McCamish Pavilion, Atlanta

2020-21 Men's Basketball

Game Time: 8:00 PM

Game Duration: 2:20

Attendance: 1,200

Officials: Ted Valentine, Bill Covington, Jr., Jeffrey Anderson

Duke - 77

Record: 11-10 (9-8)

NO. Name	Min	FG M-A	3P M-A	FT M-A	Rebounds OR DR TOT	Fouls PF FD	TP	AS	TO	ST	Blocks BS BA	+/-	Shooting By Period				
0 Wendell Moore Jr.	F 40:25	9-19	2-4	0-0	2 6 8	3 2 20	3	1	4	0	3	0	1st FG% 15.32 46.9%	3PT% 3-11 27.3%	FT% 1-2 50%		
21 Matthew Hurt	F 29:01	5-8	1-2	1-1	1 3 4	5 5 12	2	2	1	0	0	-1	2nd FG% 11.23 47.8%	3PT% 2-8 25.0%	FT% 6-8 75%		
15 Mark Williams	C 34:33	9-9	0-0	2-7	4 3 7	5 5 20	1	1	3	3	0	-1	OT FG% 4.13 30.8%	3PT% 2-7 28.6%	FT% 3-7 42.9%		
2 DJ Stewart	G 30:49	2-8	1-6	3-3	1 2 3	0 2 8	1	3	0	0	0	-3	GM FG% 30.68 44.1%	3PT% 7-26 26.9%	FT% 10-17 58.8%		
3 Jeremy Roach	G 25:46	1-3	1-3	0-0	0 1 1	3 2 3	2	3	0	0	0	-5	Dead Ball Rebounds: 4.0				
5 Jaemyn Brakefield	19:00	1-8	0-4	0-1	0 2 2	0 2 2	1	1	0	0	1	-3					
14 Jordan Goldwire	32:00	2-6	1-3	0-0	1 5 6	2 0 5	8	2	0	0	0	-4					
13 Joey Baker	11:06	1-5	1-4	3-3	0 1 1	1 1 6	1	0	0	0	0	1					
34 Henry Coleman III	00:57	0-1	0-0	0-0	1 0 1	1 0 0	0	0	0	0	0	-4					
12 Patrick Tape	01:23	0-1	0-0	1-2	1 0 1	0 1 1	1	0	0	1	0	0					
Team					0 2 2		0	1									
Totals		30-68	7-26	10-17	11 25 36	20 18 77	19	14	9	3	5	-4					
Technical Fouls: NONE																	

Georgia Tech - 81

Record: 14-8 (10-6)

NO. Name	Min	FG M-A	3P M-A	FT M-A	Rebounds OR DR TOT	Fouls PF FD	TP	AS	TO	ST	Blocks BS BA	+/-	Shooting By Period				
4 Jordan Usher	F 24:18	6-11	2-4	0-1	0 4 4	2 2 14	2	4	1	0	1	-6	1st FG% 12.26 46.2%	3PT% 4-12 33.3%	FT% 1-2 50%		
5 Moses Wright	F 43:25	13-20	1-1	2-4	8 6 14	4 4 29	5	4	0	3	1	3	2nd FG% 13.32 40.6%	3PT% 2-9 22.2%	FT% 5-6 83.3%		
12 Khalid Moore	F 38:43	2-4	0-1	3-4	0 6 6	2 3 7	1	1	1	0	0	3	OT FG% 4.6 66.7%	3PT% 0-1 0.0%	FT% 9-12 75%		
0 Michael Devove	G 44:00	3-13	1-7	8-10	0 7 7	3 6 15	4	1	2	1	8		GM FG% 29.64 45.3%	3PT% 6-22 27.3%	FT% 17-23 73.9%		
10 Jose Alvarado	G 45:00	3-10	0-4	4-4	1 3 4	2 3 10	3	1	3	0	0	5	Dead Ball Rebounds: 4.3				
1 Kyle Sturdivant	04:55	2-3	2-3	0-0	0 0 0	1 0 6	1	1	0	0	0	5					
3 Bubba Parham	23:04	0-3	0-2	0-0	2 0 2	4 2 0	1	1	2	0	2						
24 Rodney Howard	01:35	0-0	0-0	0-0	0 0 0	0 0 0	0	0	0	0	1	1					
Team					1 1 2		0	2									
Totals		29-64	6-22	17-23	12 27 39	18 20 81	17	15	9	5	3	-4					
Technical Fouls: NONE																	

Biggest lead

6 (1st 1:26)

6 (2nd 5:23)

Best Scoring Run

10 (1st OT 4:42)

6 (2nd 9:36)

Lead Changes

11

Times Tied

6

Time with Lead

19:35

18:31

Points from Turnovers

21

16

Paint

44

40

Second Chance

11

10

Fast Breaks

14

8

Bench

14

6

Period by Period Scoring

	1st	2nd	OT1	TOT
Duke	34	30	13	77
Georgia Tech	31	33	17	81

2020-21 BOX SCORES



Official Basketball Box Score - Final
Georgia Tech at Florida St.
 03/13/21 Greensboro Coliseum, Greensboro
 2021 New York Life ACC Men's Basketball Tournament

Game Time: 8:30 PM
 Game Duration: 2:12
 Attendance: 2,850

Officials: Ron Groover, Bill Covington, Jr., Ted Valentine

Georgia Tech - 80

Record: 17-8

NO.	Name	Min	FG	3P	FT	Rebounds	Fouls	TP	AS	TO	ST	Blocks	+/-
			M-A	M-A	M-A	OR DR TOT	PF FD					BS BA	
4	Jordan Usher	F 32:35	5-13	1-6	4-4	1 2 3	3 4 15	3	1	2	0	0 6	
5	Moses Wright	F 36:03	5-13	0-0	5-9	6 2 8	3 8 15	2	1	2	3	3 2	
12	Khalid Moore	F 18:16	3-8	1-6	0-0	2 0 2	1 0 7	0	1	0	0	0 2	
0	Michael Devoe	G 37:14	8-12	2-4	2-2	0 3 3	0 4 20	3	3	2	1	2 4	
10	Jose Alvarado	G 40:00	4-11	0-4	5-7	2 3 5	2 4 13	3	0	5	0	0 5	
24	Rodney Howard	06:21	0-0	0-0	0-0	0 0 0	2 0 0	0	0	1	0	0 -3	
3	Bubba Parham	09:23	2-4	1-3	0-0	1 0 1	1 0 5	0	1	1	0	0 -2	
1	Kyle Sturdivant	20:08	0-1	0-0	5-6	0 0 0	1 3 5	2	0	2	0	0 11	
Team						2 0 2				0			
Totals			27-62	5-23	21-28	14 10 24	14 23 80	13	7	15	4	5 5	

Shooting By Period			
1 st FG%	14-37	37.8%	
3PT%	3-14	21.4%	
FT%	0-0	0%	
2 nd FG%	13-25	52.0%	
3PT%	2-9	22.2%	
FT%	21-28	75%	
GM FG%	27-62	43.5%	
3PT%	5-23	21.7%	
FT%	21-28	75.0%	

Dead Ball Rebounds: 3, 0

Technical Fouls: Bench 2nd 0, 0, 1

Florida St. - 75

Record: 16-6

NO.	Name	Min	FG	3P	FT	Rebounds	Fouls	TP	AS	TO	ST	Blocks	+/-
			M-A	M-A	M-A	OR DR TOT	PF FD					BS BA	
1	RaiQuan Gray	F 20:38	3-4	0-0	2-4	1 0 1	3 3 8	0	0	0	0	0 -9	
5	Balsa Koprivica	C 25:43	4-9	0-0	3-4	5 5 10	4 2 11	0	3	0	2	2 -2	
0	RayQuan Evans	G 12:06	0-0	0-0	2-2	0 1 1	0 0 2	2	3	0	0	0 1	
2	Anthony Peltie	G 31:46	4-8	1-3	1-1	1 6 7	3 1 10	4	1	1	1	0 1	
23	M.J. Walker	G 27:23	6-10	3-5	0-0	1 3 4	5 1 15	1	8	0	0	0 -7	
4	Scottie Barnes	28:43	8-10	2-2	3-3	3 1 4	2 3 21	3	6	0	0	1 -6	
34	Tanor Ngom	08:17	1-3	0-0	0-0	1 0 1	3 0 2	0	0	0	1	0 1	
10	Malik Osborne	21:59	1-2	1-1	0-0	0 3 3	2 2 3	1	1	0	0	0 -2	
24	Sardar Calhoun	12:27	0-2	0-2	0-0	0 1 1	0 1 0	0	2	0	0	1 4	
31	Wyatt Wilkes	10:58	1-2	1-2	0-0	0 2 2	1 0 3	1	0	0	1	0 -6	
Team						0 2 2				0			
Totals			28-50	8-15	11-14	12 24 36	23 13 75	12	25	1	5	4 -5	

Shooting By Period			
1 st FG%	11-21	52.4%	
3PT%	4-8	50.0%	
FT%	4-4	100%	
2 nd FG%	17-29	58.6%	
3PT%	4-7	57.1%	
FT%	7-10	70%	
GM FG%	28-50	56.0%	
3PT%	8-15	53.3%	
FT%	11-14	78.6%	

Dead Ball Rebounds: 3, 1

Technical Fouls: NONE

	GT	FSU
Biggest lead	7 (2 nd 1:19)	9 (2 nd 13:53)
Best Scoring Run	10 (1 st 3:20)	7 (1 st 11:34)
Lead Changes	6	
Times Tied	6	
Time with Lead	18:20	18:01

Points from	GT	FSU
Turnovers	31	6
Paint	38	34
Second Chance	16	18
Fast Breaks	17	4
Bench	10	29

Period by Period Scoring			
	1st	2nd	TOT
GT	31	49	80
FSU	30	45	75



2020-21 Georgia Tech Men's Basketball Combined Team Statistics Specific games

Page 1/1
as of Mar 14, 2021

Game Records

Record	Overall	Home	Away	Neutral
ALL GAMES	2-0	0-0	0-0	2-0
CONFERENCE	0-0	0-0	0-0	0-0
NON-CONFERENCE	2-0	0-0	0-0	2-0

Score by Periods

Team	1st	2nd	OT	TOT
Georgia Tech	60	90	0	150
Opponents	63	78	0	141

Team Box Score

No.	Player				Total		3-Point		F-Throw		Rebounds											
		GP-GS	MIN	AVG	FG-FGA	FG%	3FG-FGA	3FG%	FT-FTA	FT%	OFF	DEF	TOT	AVG	PF	DQ	A	TO	BLK	STL	PTS	AVG
0	DEVOE, Michael	2-2	72:59	36.5	12-20	.600	5-8	.625	4-6	.667	1	5	6	3.0	2	0	10	7	1	4	33	16.5
4	USHER, Jordan	2-2	63:51	31.9	12-27	.444	1-9	.111	5-6	.833	1	4	5	2.5	4	0	5	3	0	4	30	15.0
10	ALVARADO, Jose	2-2	75:03	37.5	9-21	.429	1-7	.143	7-11	.636	2	6	8	4.0	4	0	7	2	0	8	26	13.0
5	WRIGHT, Moses	2-2	60:59	30.5	8-22	.364	1-1	1.000	5-9	.556	7	7	14	7.0	8	1	3	4	3	2	22	11.0
3	PARHAM, Bubba	2-0	22:32	11.3	5-10	.500	2-5	.400	2-2	1.000	1	1	2	1.0	2	0	1	1	0	1	14	7.0
12	MOORE, Khalid	2-2	51:58	26.0	6-13	.462	1-7	.143	0-0	.000	4	3	7	3.5	4	0	0	1	3	1	13	6.5
1	STURDIVANT, Kyle	2-0	28:01	14.0	2-5	.400	1-1	1.000	5-6	.833	0	0	0	0.0	3	0	2	0	0	2	10	5.0
24	HOWARD, Rodney	2-0	24:37	12.3	1-2	.500	0-0	.000	0-0	.000	1	2	3	1.5	4	0	0	0	0	2	2	1.0
Team											4	5	9									
Total		2	400		55-120	.458	12-38	.316	28-40	.700	21	33	54	27.0	31	1	28	18	7	24	150	75.0
Opponents		2	400		50-97	.515	13-31	.419	28-38	.737	17	50	67	33.5	35	1	22	43	10	6	141	70.5

Team Statistics

	GATECH	OPP
Scoring	150	141
Points per game	75.0	70.5
Scoring margin	+4.5	-
Field goals-att	55-120	50-97
Field goal pct	.458	.515
3 point fg-att	12-38	13-31
3-point FG pct	.316	.419
3-pt FG made per game	6.0	6.5
Free throws-att	28-40	28-38
Free throw pct	.700	.737
F-Throws made per game	14.0	14.0
Rebounds	54	67
Rebounds per game	27.0	33.5
Rebounding margin	-6.5	-
Assists	28	22
Assists per game	14.0	11.0
Turnovers	18	43
Turnovers per game	9.0	21.5
Turnover margin	+12.5	-
Assist/turnover ratio	1.6	0.5
Steals	24	6
Steals per game	12.0	3.0
Blocks	7	10
Blocks per game	3.5	5.0
Winning streak	2	-
Home win streak	0	-
Attendance	0	0
Home games-Avg/Game	0-0	0-0
Neutral site-Avg/Game	-	2-2820

Team Results

Date	Opponent		Score	Att.
03/11/2021	vs Miami (FL)	W	70-66	2820
03/13/2021	vs Florida St.	W	80-75	2820



2020-21 Georgia Tech Men's Basketball
Points-rebounds-assists
All games

Page 1/2
as of Mar 14, 2021

Opponent	Date	Score		0 DEVOE,MICH	1 STURDIVANT	2 GIGIBERIA,	3 PARHAM,BUB	4 USHER,JORD	5 WRIGHT,MOS	10 ALVARADO,J	11 MAXWELL,TR	12 MOORE,KHAL	13 BOYD,COLEM	14 DIDENKO,DA
GSU	11/25/2020	120-123	Lot4	24-13-3	0-0-0	0-2-0	16-5-2	15-10-1	31-19-2	29-10-4	DNP	5-5-0	DNP	DNP
Mercer	11/27/2020	73-83	L	14-5-3	0-2-1	DNP	12-2-1	11-8-3	20-5-1	8-3-7	DNP	2-2-0	DNP	DNP
vs UK	12/06/2020	79-62	W	0-3-5	15-2-3	DNP	17-2-5	12-2-3	21-7-2	10-3-1	DNP	4-0-1	DNP	DNP
at Nebr	12/09/2020	75-64	W	12-3-0	2-5-1	DNP	7-4-2	6-3-3	13-8-4	24-1-3	DNP	11-8-0	DNP	DNP
at FSU	12/15/2020	61-74	L	21-5-0	5-1-2	0-0-0	0-2-1	12-4-3	12-2-0	7-1-1	DNP	4-5-4	DNP	DNP
FAMU	12/18/2020	74-64	W	15-4-8	0-0-1	2-4-0	13-8-3	6-6-2	24-7-0	11-2-4	DNP	3-4-0	DNP	DNP
DSU	12/20/2020	97-69	W	5-5-5	4-2-2	2-6-1	5-3-1	10-5-6	16-4-3	29-2-5	3-0-0	11-3-1	0-0-0	0-1-0
UNC	12/30/2020	72-67	W	20-2-4	0-0-0	DNP	9-4-3	14-1-2	8-6-1	20-7-7	DNP	1-3-1	DNP	DNP
Wake	01/03/2021	70-54	W	17-4-1	7-1-0	0-1-0	8-3-3	1-8-5	8-6-5	25-4-2	DNP	4-3-1	DNP	0-0-0
Clem	01/20/2021	83-65	W	22-4-6	7-1-2	3-0-0	1-2-3	21-4-3	21-3-3	8-4-4	DNP	DNP	0-0-0	0-0-0
at UVa	01/23/2021	62-64	L	3-2-1	0-1-0	DNP	3-5-0	19-6-1	13-4-2	20-1-8	DNP	4-2-0	DNP	DNP
at Duke	01/26/2021	68-75	L	4-3-1	2-1-2	DNP	6-1-0	9-2-1	12-14-6	26-4-5	DNP	9-2-0	DNP	DNP
FSU	01/30/2021	76-65	W	19-8-5	4-0-1	DNP	DNP	7-4-3	23-7-2	21-2-6	DNP	2-3-1	DNP	DNP
at LOU	02/01/2021	58-74	L	17-9-2	5-0-1	DNP	3-1-0	11-2-2	15-16-3	7-5-4	DNP	0-0-1	DNP	DNP
ND	02/06/2021	82-80	W	19-2-2	4-1-0	DNP	8-3-5	16-1-2	12-8-0	19-6-5	DNP	4-3-0	DNP	DNP
UVa	02/10/2021	49-57	L	2-3-3	1-0-1	DNP	5-3-0	12-3-4	8-6-1	18-3-2	DNP	3-0-0	DNP	DNP
at Clem	02/12/2021	72-74	L	23-2-6	2-3-0	DNP	12-3-1	12-6-2	15-5-1	8-4-0	DNP	0-1-0	DNP	DNP
Pitt	02/14/2021	71-65	W	13-3-3	2-2-3	DNP	11-2-0	2-2-2	24-4-2	12-7-5	DNP	7-1-1	DNP	DNP
at Miami	02/20/2021	87-60	W	29-2-0	5-1-2	2-0-1	3-1-3	8-5-4	14-12-3	16-2-6	DNP	2-4-2	DNP	0-1-0
at Hokies	02/23/2021	69-53	W	12-2-4	3-0-0	0-1-0	3-0-0	6-0-3	26-10-3	13-3-3	DNP	6-5-1	DNP	0-0-0
Syr	02/27/2021	84-77	W	18-6-5	0-0-0	DNP	3-2-0	19-7-7	31-16-2	4-0-6	DNP	9-5-6	DNP	DNP
Duke	03/02/2021	81-77	Wot	15-7-4	6-0-1	DNP	0-2-1	14-4-2	29-14-5	10-4-3	DNP	7-6-1	DNP	DNP
at Wake	03/05/2021	75-63	W	20-5-2	4-1-2	DNP	2-1-0	14-6-1	17-4-3	11-4-5	DNP	1-1-0	DNP	DNP
vs Miami	03/11/2021	70-66	W	13-3-7	5-0-0	DNP	9-1-1	15-2-2	7-6-1	13-3-4	DNP	6-5-0	DNP	DNP
vs FSU	03/13/2021	80-75	W	20-3-3	5-0-2	DNP	5-1-0	15-3-3	15-8-2	13-5-3	DNP	7-2-0	DNP	DNP



2020-21 Georgia Tech Men's Basketball
Points-rebounds-assists
All games

Page 2/2
as of Mar 14, 2021

Opponent	Date	Score		23 MEKA,JORDA	24 HOWARD,ROD	34 BROADWAY,N	35 JAMES,JEHL	45 MEDLOCK,SH	55 RICE,MALAC
GSU	11/25/2020	120-123	Lot4	DNP	0-1-0	DNP	DNP	DNP	DNP
Mercer	11/27/2020	73-83	L	0-1-0	6-4-0	DNP	DNP	DNP	DNP
vs UK	12/06/2020	79-62	W	DNP	DNP	DNP	DNP	DNP	DNP
at Nebr	12/09/2020	75-64	W	DNP	DNP	DNP	DNP	DNP	DNP
at FSU	12/15/2020	61-74	L	DNP	DNP	DNP	DNP	DNP	DNP
FAMU	12/18/2020	74-64	W	DNP	0-0-0	DNP	DNP	DNP	DNP
DSU	12/20/2020	97-69	W	DNP	7-1-0	0-0-0	0-1-0	2-0-0	3-0-1
UNC	12/30/2020	72-67	W	DNP	0-0-0	DNP	DNP	DNP	DNP
Wake	01/03/2021	70-54	W	DNP	0-1-0	DNP	DNP	DNP	DNP
Clem	01/20/2021	83-65	W	DNP	0-0-0	0-0-0	0-0-0	0-0-0	DNP
at UVa	01/23/2021	62-64	L	DNP	DNP	DNP	DNP	DNP	DNP
at Duke	01/26/2021	68-75	L	DNP	DNP	DNP	DNP	DNP	DNP
FSU	01/30/2021	76-65	W	DNP	0-2-1	DNP	DNP	DNP	DNP
at LOU	02/01/2021	58-74	L	DNP	0-4-0	DNP	DNP	DNP	DNP
ND	02/06/2021	82-80	W	DNP	0-1-1	DNP	DNP	DNP	DNP
UVa	02/10/2021	49-57	L	DNP	DNP	DNP	DNP	DNP	DNP
at Clem	02/12/2021	72-74	L	DNP	0-0-0	DNP	DNP	DNP	DNP
Pitt	02/14/2021	71-65	W	DNP	0-0-0	DNP	DNP	DNP	DNP
at Miami	02/20/2021	87-60	W	DNP	8-3-1	DNP	0-3-0	DNP	DNP
at Hokies	02/23/2021	69-53	W	DNP	0-0-0	DNP	0-0-0	DNP	DNP
Syr	02/27/2021	84-77	W	DNP	DNP	DNP	DNP	DNP	DNP
Duke	03/02/2021	81-77	Wot	DNP	0-0-0	DNP	DNP	DNP	DNP
at Wake	03/05/2021	75-63	W	DNP	6-5-0	DNP	DNP	DNP	DNP
vs Miami	03/11/2021	70-66	W	DNP	2-3-0	DNP	DNP	DNP	DNP
vs FSU	03/13/2021	80-75	W	DNP	0-0-0	DNP	DNP	DNP	DNP



**2020-21 Georgia Tech Men's Basketball
Team Game-by-Game
All games**

Page 1/1
as of Mar 14, 2021

				Total		3-Pointers		Free throws		Rebounds											
Opponent	Date	Score		FG-FGA	PCT	3FG-FGA	PCT	FT-FTA	PCT	OFF	DEF	TOT	AVG	PF	A	TO	BLK	STL	PTS	AVG	
Georgia St.	11/25/2020	120-123	Lot4	36-98	.367	7-32	.219	41-59	.695	33	37	70	70.0	29	12	22	4	12	120	120.0	
Mercer	11/27/2020	73-83	L	28-61	.459	8-24	.333	9-11	.818	8	27	35	52.5	15	16	15	1	5	73	96.5	
vs Kentucky	12/06/2020	79-62	W	31-60	.517	8-21	.381	9-11	.818	4	19	23	42.7	14	20	6	5	15	79	90.7	
at Nebraska	12/09/2020	75-64	W	26-58	.448	8-25	.320	15-20	.750	8	26	34	40.5	19	13	9	2	8	75	86.8	
at Florida St.	12/15/2020	61-74	L	22-51	.431	5-20	.250	12-15	.800	6	17	23	37.0	17	11	12	2	7	61	81.6	
Florida A&M	12/18/2020	74-64	W	27-57	.474	9-22	.409	11-16	.688	12	26	38	37.2	12	18	10	3	4	74	80.3	
Delaware St.	12/20/2020	97-69	W	33-60	.550	9-23	.391	22-28	.786	6	29	35	36.9	19	25	9	2	9	97	82.7	
North Carolina	12/30/2020	72-67	W	27-51	.529	10-22	.455	8-16	.500	2	23	25	35.4	17	18	13	2	11	72	81.4	
Wake Forest	01/03/2021	70-54	W	26-52	.500	9-26	.346	9-14	.643	3	28	31	34.9	13	17	14	4	11	70	80.1	
Clemson	01/20/2021	83-65	W	31-54	.574	16-27	.593	5-8	.625	5	14	19	33.3	13	21	10	2	11	83	80.4	
at Virginia	01/23/2021	62-64	L	24-53	.453	9-15	.600	5-6	.833	3	22	25	32.5	11	12	6	8	8	62	78.7	
at Duke	01/26/2021	68-75	L	28-64	.438	8-24	.333	4-5	.800	5	23	28	32.2	17	15	11	5	8	68	77.8	
Florida St.	01/30/2021	76-65	W	25-57	.439	7-24	.292	19-25	.760	10	19	29	31.9	17	19	14	3	14	76	77.7	
at Louisville	02/01/2021	58-74	L	22-68	.324	8-27	.296	6-9	.667	12	27	39	32.4	16	13	8	11	5	58	76.3	
Notre Dame	02/06/2021	82-80	W	35-60	.583	7-14	.500	5-9	.556	6	21	27	32.1	16	15	9	2	9	82	76.7	
Virginia	02/10/2021	49-57	L	18-50	.360	4-21	.190	9-11	.818	3	18	21	31.4	9	11	8	2	6	49	74.9	
at Clemson	02/12/2021	72-74	L	26-50	.520	5-19	.263	15-19	.789	4	20	24	30.9	17	10	13	5	9	72	74.8	
Pittsburgh	02/14/2021	71-65	W	22-47	.468	6-18	.333	21-23	.913	5	19	24	30.6	12	16	13	2	9	71	74.6	
at Miami (FL)	02/20/2021	87-60	W	36-63	.571	11-26	.423	4-4	1.000	8	27	35	30.8	16	22	11	1	10	87	75.2	
at Virginia Tech	02/23/2021	69-53	W	26-50	.520	8-20	.400	9-14	.643	7	16	23	30.4	12	14	7	3	9	69	74.9	
Syracuse	02/27/2021	84-77	W	33-66	.500	5-18	.278	13-21	.619	16	25	41	30.9	16	26	13	2	9	84	75.3	
Duke	03/02/2021	81-77	Wot	29-64	.453	6-22	.273	17-23	.739	12	27	39	31.3	18	17	15	5	9	81	75.6	
at Wake Forest	03/05/2021	75-63	W	29-52	.558	4-13	.308	13-18	.722	5	23	28	31.1	15	13	12	2	8	75	75.6	
vs Miami (FL)	03/11/2021	70-66	W	28-58	.483	7-15	.467	7-12	.583	7	23	30	31.1	18	15	11	3	9	70	75.3	
vs Florida St.	03/13/2021	80-75	W	27-62	.435	5-23	.217	21-28	.750	14	10	24	30.8	13	13	7	4	15	80	75.5	
Total		1888		695-1466	.474	189-541	.349	309-425	.727	204	566	770	30.8	391	402	278	85	230	1888	75.5	
Opponents		1750		643-1402	.459	178-486	.366	286-405	.706	241	619	860	34.4	385	350	398	73	136	1750	70.0	

Georgia Tech Averages

Games Played	Points/game	FG Pct	3FG Pct	FT Pct	Rebounds/game	Assists/game	Turnovers/game	Assist/Turnover ratio	Steals/game	Blocks/game
25	75.5	47.4	34.9	72.7	30.8	16.1	11.1	1.4	9.2	3.4



2020-21 Georgia Tech Men's Basketball Opponents Game-by-Game All games

Page 1/1
as of Mar 14, 2021

				Total		3-Pointers		Free throws		Rebounds											
Opponent	Date	Score		FG-FGA	PCT	3FG-FGA	PCT	FT-FTA	PCT	OFF	DEF	TOT	AVG	PF	A	TO	BLK	STL	PTS	AVG	
Georgia St.	11/25/2020	120-123	Lot4	46-95	.484	10-30	.333	21-38	.553	22	36	58	58.0	36	16	20	9	8	123	123.0	
Mercer	11/27/2020	73-83	L	27-61	.443	12-25	.480	17-18	.944	7	26	33	45.5	11	22	10	4	8	83	103.0	
vs Kentucky	12/06/2020	79-62	W	22-49	.449	8-20	.400	10-11	.909	6	22	28	39.7	13	16	21	1	4	62	89.3	
at Nebraska	12/09/2020	75-64	W	23-61	.377	8-23	.348	10-15	.667	15	27	42	40.3	19	14	16	1	3	64	83.0	
at Florida St.	12/15/2020	61-74	L	27-51	.529	8-17	.471	12-16	.750	7	22	29	38.0	15	13	13	1	6	74	81.2	
Florida A&M	12/18/2020	74-64	W	24-55	.436	7-17	.412	9-13	.692	6	22	28	36.3	13	9	9	0	4	64	78.3	
Delaware St.	12/20/2020	97-69	W	23-53	.434	8-26	.308	15-21	.714	6	24	30	35.4	22	12	20	1	4	69	77.0	
North Carolina	12/30/2020	72-67	W	25-56	.446	8-20	.400	9-14	.643	10	27	37	35.6	19	17	18	2	7	67	75.8	
Wake Forest	01/03/2021	70-54	W	22-53	.415	3-20	.150	7-11	.636	6	25	31	35.1	10	10	18	0	9	54	73.3	
Clemson	01/20/2021	83-65	W	25-48	.521	9-18	.500	6-7	.857	9	19	28	34.4	15	16	20	3	6	65	72.5	
at Virginia	01/23/2021	62-64	L	25-52	.481	8-18	.444	6-7	.857	6	26	32	34.2	8	14	9	7	2	64	71.7	
at Duke	01/26/2021	68-75	L	26-58	.448	5-16	.313	18-22	.818	11	32	43	34.9	10	16	14	3	8	75	72.0	
Florida St.	01/30/2021	76-65	W	24-56	.429	3-14	.214	14-23	.609	15	24	39	35.2	22	15	21	3	9	65	71.5	
at Louisville	02/01/2021	58-74	L	28-72	.389	7-19	.368	11-17	.647	20	36	56	36.7	13	13	9	3	4	74	71.6	
Notre Dame	02/06/2021	82-80	W	32-54	.593	7-18	.389	9-13	.692	5	21	26	36.0	9	20	11	4	5	80	72.2	
Virginia	02/10/2021	49-57	L	24-49	.490	7-20	.350	2-2	1.000	5	30	35	35.9	9	16	17	7	2	57	71.3	
at Clemson	02/12/2021	72-74	L	24-52	.462	9-18	.500	17-19	.895	9	22	31	35.6	15	13	16	2	4	74	71.4	
Pittsburgh	02/14/2021	71-65	W	25-49	.510	7-18	.389	8-15	.533	8	21	29	35.3	19	14	18	1	8	65	71.1	
at Miami (FL)	02/20/2021	87-60	W	20-51	.392	5-17	.294	15-21	.714	7	19	26	34.8	5	10	15	2	4	60	70.5	
at Virginia Tech	02/23/2021	69-53	W	19-46	.413	5-14	.357	10-14	.714	12	19	31	34.6	15	12	16	3	1	53	69.6	
Syracuse	02/27/2021	84-77	W	28-62	.452	7-21	.333	14-19	.737	12	24	36	34.7	17	12	14	3	6	77	70.0	
Duke	03/02/2021	81-77	Wot	30-68	.441	7-26	.269	10-17	.588	11	25	36	34.7	20	19	14	3	9	77	70.3	
at Wake Forest	03/05/2021	75-63	W	24-54	.444	7-20	.350	8-14	.571	9	20	29	34.5	15	9	16	0	9	63	70.0	
vs Miami (FL)	03/11/2021	70-66	W	22-47	.468	5-16	.313	17-24	.708	5	26	31	34.3	12	10	18	5	5	66	69.8	
vs Florida St.	03/13/2021	80-75	W	28-50	.560	8-15	.533	11-14	.786	12	24	36	34.4	23	12	25	5	1	75	70.0	
Total		1750		643-1402	.459	178-486	.366	286-405	.706	241	619	860	34.4	385	350	398	73	136	1750	70.0	
Georgia Tech		1888		695-1466	.474	189-541	.349	309-425	.727	204	566	770	30.8	391	402	278	85	230	1888	75.5	

Opponents Averages

Games Played	Points/game	FG Pct	3FG Pct	FT Pct	Rebounds/game	Assists/game	Turnovers/game	Assist/Turnover ratio	Steals/game	Blocks/game
25	70.0	45.9	36.6	70.6	34.4	14.0	15.9	0.9	5.4	2.9



2020-21 Georgia Tech Men's Basketball
Individual Game-by-Game
All games

Page 1/17
as of Mar 14, 2021

#0 DEVOE, Michael

Opponent	Date	GS	MIN	Total		3-Pointers		Free throws		Rebounds				PF	A	T/O	BLK	STL	PTS	AVG
				FG-FGA	PCT	3FG-3FGA	PCT	FT-FTA	PCT	OFF	DEF	TOT	AVG							
Georgia St.	11/25/2020	*	47:36	9-25	.360	3-12	.250	3-4	.750	5	8	13	13.0	3	3	8	0	0	24	24.0
Mercer	11/27/2020	*	34:15	4-9	.444	2-4	.500	4-5	.800	1	4	5	9.0	4	3	3	0	0	14	19.0
vs Kentucky	12/06/2020	*	31:18	0-6	.000	0-3	.000	0-0	.000	0	3	3	7.0	0	5	1	0	3	0	12.7
at Nebraska	12/09/2020	*	23:19	4-9	.444	2-6	.333	2-2	1.000	0	3	3	6.0	2	0	4	0	1	12	12.5
at Florida St.	12/15/2020	*	34:38	7-15	.467	2-6	.333	5-6	.833	1	4	5	5.8	2	0	4	0	0	21	14.2
Florida A&M	12/18/2020	*	37:33	6-11	.545	2-4	.500	1-2	.500	0	4	4	5.5	1	8	3	1	1	15	14.3
Delaware St.	12/20/2020	*	24:30	2-5	.400	1-3	.333	0-0	.000	1	4	5	5.4	3	5	1	0	1	5	13.0
North Carolina	12/30/2020	*	37:00	7-11	.636	4-7	.571	2-4	.500	0	2	2	5.0	0	4	5	0	0	20	13.9
Wake Forest	01/03/2021	*	32:46	6-14	.429	4-10	.400	1-2	.500	0	4	4	4.9	1	1	4	0	2	17	14.2
Clemson	01/20/2021	*	37:07	8-12	.667	6-7	.857	0-0	.000	0	4	4	4.8	2	6	1	0	3	22	15.0
at Virginia	01/23/2021	*	26:14	1-8	.125	1-3	.333	0-0	.000	0	2	2	4.5	1	1	1	0	0	3	13.9
at Duke	01/26/2021	*	22:49	2-9	.222	0-3	.000	0-0	.000	0	3	3	4.4	2	1	2	0	1	4	13.1
Florida St.	01/30/2021	*	40:00	4-12	.333	3-7	.429	8-12	.667	3	5	8	4.7	2	5	3	0	1	19	13.5
at Louisville	02/01/2021	*	36:20	6-15	.400	3-6	.500	2-2	1.000	3	6	9	5.0	4	2	2	1	0	17	13.8
Notre Dame	02/06/2021	*	34:04	7-9	.778	3-4	.750	2-4	.500	0	2	2	4.8	2	2	1	0	1	19	14.1
Virginia	02/10/2021	*	34:29	1-10	.100	0-5	.000	0-0	.000	0	3	3	4.7	0	3	2	1	0	2	13.4
at Clemson	02/12/2021	*	39:37	7-12	.583	1-3	.333	8-8	1.000	0	2	2	4.5	2	6	3	0	5	23	13.9
Pittsburgh	02/14/2021	*	36:17	3-7	.429	1-4	.250	6-6	1.000	0	3	3	4.4	0	3	1	0	1	13	13.9
at Miami (FL)	02/20/2021	*	29:18	11-16	.688	7-11	.636	0-0	.000	2	0	2	4.3	1	0	3	0	2	29	14.7
at Virginia Tech	02/23/2021	*	36:32	5-14	.357	1-6	.167	1-2	.500	0	2	2	4.2	2	4	2	1	1	12	14.6
Syracuse	02/27/2021	*	38:22	7-16	.438	3-10	.300	1-2	.500	1	5	6	4.3	0	5	2	0	2	18	14.7
Duke	03/02/2021	*	44:00	3-13	.231	1-7	.143	8-10	.800	0	7	7	4.4	3	4	1	1	2	15	14.7
at Wake Forest	03/05/2021	*	33:42	8-10	.800	2-3	.667	2-3	.667	0	5	5	4.4	4	2	1	1	0	20	15.0
vs Miami (FL)	03/11/2021	*	35:45	4-8	.500	3-4	.750	2-4	.500	1	2	3	4.4	2	7	4	0	2	13	14.9
vs Florida St.	03/13/2021	*	37:14	8-12	.667	2-4	.500	2-2	1.000	0	3	3	4.3	0	3	3	1	2	20	15.1
Totals		25	864:45	130-288	.451	57-142	.401	60-80	.750	18	90	108	4.3	43	83	65	7	31	377	15.1

Player Averages

Games Played	Minutes/ game	Points/ game	FG Pct	3FG Pct	FT Pct	Rebounds/ game	Assists/ game	Turnovers/ game	Assist/Turnover ratio	Steals/ game	Blocks/ game
25	34.6	15.1	45.1	40.1	75.0	4.3	3.3	2.6	1.3	1.2	0.3



**2020-21 Georgia Tech Men's Basketball
Individual Game-by-Game
All games**

Page 2/17
as of Mar 14, 2021

#1 STURDIVANT, Kyle

Opponent	Date	GS	MIN	Total		3-Pointers		Free throws		Rebounds				PF	A	T/O	BLK	STL	PTS	AVG
				FG-FGA	PCT	3FG-3FGA	PCT	FT-FTA	PCT	OFF	DEF	TOT	AVG							
Georgia St.	11/25/2020		01:31	0-0	.000	0-0	.000	0-0	.000	0	0	0	0.0	0	0	0	0	0	0	0.0
Mercer	11/27/2020		09:41	0-2	.000	0-1	.000	0-0	.000	1	1	2	1.0	1	1	0	0	0	0	0.0
vs Kentucky	12/06/2020		21:14	5-6	.833	1-2	.500	4-4	1.000	0	2	2	1.3	0	3	1	0	1	15	5.0
at Nebraska	12/09/2020		29:43	1-6	.167	0-2	.000	0-2	.000	0	5	5	2.3	4	1	2	0	0	2	4.3
at Florida St.	12/15/2020		22:36	2-5	.400	0-1	.000	1-1	1.000	0	1	1	2.0	2	2	1	1	0	5	4.4
Florida A&M	12/18/2020		05:14	0-0	.000	0-0	.000	0-0	.000	0	0	0	1.7	0	1	0	0	0	0	3.7
Delaware St.	12/20/2020		15:14	1-4	.250	0-1	.000	2-3	.667	0	2	2	1.7	2	2	1	0	0	4	3.7
North Carolina	12/30/2020		01:25	0-0	.000	0-0	.000	0-0	.000	0	0	0	1.5	0	0	0	0	0	0	3.3
Wake Forest	01/03/2021		11:29	3-5	.600	1-2	.500	0-0	.000	0	1	1	1.4	1	0	1	0	1	7	3.7
Clemson	01/20/2021		16:25	2-4	.500	1-2	.500	2-2	1.000	0	1	1	1.4	0	2	2	0	0	7	4.0
at Virginia	01/23/2021		07:56	0-1	.000	0-0	.000	0-0	.000	0	1	1	1.4	1	0	1	0	0	0	3.6
at Duke	01/26/2021		10:25	1-3	.333	0-0	.000	0-0	.000	0	1	1	1.3	2	2	0	0	0	2	3.5
Florida St.	01/30/2021		15:18	2-3	.667	0-0	.000	0-0	.000	0	0	0	1.2	1	1	2	0	0	4	3.5
at Louisville	02/01/2021		14:48	2-4	.500	0-1	.000	1-1	1.000	0	0	0	1.1	2	1	0	0	1	5	3.6
Notre Dame	02/06/2021		12:23	2-3	.667	0-1	.000	0-0	.000	0	1	1	1.1	1	0	0	0	0	4	3.7
Virginia	02/10/2021		10:33	0-0	.000	0-0	.000	1-2	.500	0	0	0	1.1	1	1	0	0	0	1	3.5
at Clemson	02/12/2021		04:53	1-1	1.000	0-0	.000	0-0	.000	0	3	3	1.2	1	0	0	0	0	2	3.4
Pittsburgh	02/14/2021		10:08	1-4	.250	0-1	.000	0-0	.000	0	2	2	1.2	0	3	1	0	0	2	3.3
at Miami (FL)	02/20/2021		14:30	2-5	.400	1-2	.500	0-0	.000	0	1	1	1.2	1	2	2	0	0	5	3.4
at Virginia Tech	02/23/2021		07:38	1-3	.333	1-2	.500	0-0	.000	0	0	0	1.2	0	0	0	0	0	3	3.4
Syracuse	02/27/2021		04:23	0-0	.000	0-0	.000	0-0	.000	0	0	0	1.1	1	0	0	0	0	0	3.2
Duke	03/02/2021		04:55	2-3	.667	2-3	.667	0-0	.000	0	0	0	1.0	1	1	1	0	0	6	3.4
at Wake Forest	03/05/2021		16:12	1-5	.200	0-0	.000	2-2	1.000	1	0	1	1.0	0	2	0	0	0	4	3.4
vs Miami (FL)	03/11/2021		07:53	2-4	.500	1-1	1.000	0-0	.000	0	0	0	1.0	2	0	0	0	0	5	3.5
vs Florida St.	03/13/2021		20:08	0-1	.000	0-0	.000	5-6	.833	0	0	0	1.0	1	2	0	0	2	5	3.5
Totals		0	296:34	31-72	.431	8-22	.364	18-23	.783	2	22	24	1.0	25	27	15	1	5	88	3.5

Player Averages

Games Played	Minutes/game	Points/game	FG Pct	3FG Pct	FT Pct	Rebounds/game	Assists/game	Turnovers/game	Assist/Turnover ratio	Steals/game	Blocks/game
25	11.9	3.5	43.1	36.4	78.3	1.0	1.1	0.6	1.8	0.2	0.0



2020-21 Georgia Tech Men's Basketball
Individual Game-by-Game
All games

Page 3/17
as of Mar 14, 2021

#2 GIGIBERIA, Saba

Opponent	Date	GS	MIN	Total		3-Pointers		Free throws		Rebounds				PF	A	T/O	BLK	STL	PTS	AVG
				FG-FGA	PCT	3FG-3FGA	PCT	FT-FTA	PCT	OFF	DEF	TOT	AVG							
Georgia St.	11/25/2020		05:23	0-0	.000	0-0	.000	0-0	.000	1	1	2	2.0	1	0	0	0	0	0	0.0
at Florida St.	12/15/2020		01:54	0-0	.000	0-0	.000	0-0	.000	0	0	0	1.0	1	0	0	0	0	0	0.0
Florida A&M	12/18/2020		05:35	1-2	.500	0-0	.000	0-0	.000	2	2	4	2.0	4	0	1	0	0	2	0.7
Delaware St.	12/20/2020		10:01	1-6	.167	0-1	.000	0-1	.000	1	5	6	3.0	2	1	0	0	0	2	1.0
Wake Forest	01/03/2021		02:55	0-0	.000	0-0	.000	0-0	.000	0	1	1	2.6	0	0	0	0	0	0	0.8
Clemson	01/20/2021		01:14	1-1	1.000	1-1	1.000	0-0	.000	0	0	0	2.2	1	0	1	0	0	3	1.2
at Miami (FL)	02/20/2021		04:52	1-2	.500	0-0	.000	0-0	.000	0	0	0	1.9	1	1	0	0	0	2	1.3
at Virginia Tech	02/23/2021		00:53	0-0	.000	0-0	.000	0-0	.000	0	1	1	1.8	0	0	0	0	0	0	1.1
Totals		0	32:47	4-11	.364	1-2	.500	0-1	.000	4	10	14	1.8	10	2	2	0	0	9	1.1

Player Averages

Games Played	Minutes/game	Points/game	FG Pct	3FG Pct	FT Pct	Rebounds/game	Assists/game	Turnovers/game	Assist/Turnover ratio	Steals/game	Blocks/game
8	4.1	1.1	36.4	50.0	0.0	1.8	0.3	0.3	1.0	0.0	0.0



**2020-21 Georgia Tech Men's Basketball
Individual Game-by-Game
All games**

Page 4/17
as of Mar 14, 2021

#3 PARHAM, Bubba

Opponent	Date	GS	MIN	Total		3-Pointers		Free throws		Rebounds				PF	A	T/O	BLK	STL	PTS	AVG
				FG-FGA	PCT	3FG-3FGA	PCT	FT-FTA	PCT	OFF	DEF	TOT	AVG							
Georgia St.	11/25/2020		46:44	6-13	.462	1-6	.167	3-5	.600	1	4	5	5.0	3	2	1	0	1	16	16.0
Mercer	11/27/2020		28:07	4-9	.444	2-6	.333	2-2	1.000	1	1	2	3.5	4	1	1	0	2	12	14.0
vs Kentucky	12/06/2020	*	35:59	7-10	.700	3-6	.500	0-0	.000	0	2	2	3.0	2	5	0	0	1	17	15.0
at Nebraska	12/09/2020	*	37:43	1-9	.111	1-8	.125	4-5	.800	1	3	4	3.3	4	2	0	0	3	7	13.0
at Florida St.	12/15/2020	*	16:48	0-2	.000	0-2	.000	0-0	.000	0	2	2	3.0	1	1	1	0	1	0	10.4
Florida A&M	12/18/2020	*	35:40	5-11	.455	3-7	.429	0-0	.000	3	5	8	3.8	2	3	0	0	0	13	10.8
Delaware St.	12/20/2020	*	19:51	1-6	.167	1-4	.250	2-2	1.000	1	2	3	3.7	2	1	0	0	0	5	10.0
North Carolina	12/30/2020	*	27:08	3-4	.750	3-4	.750	0-1	.000	0	4	4	3.8	3	3	1	0	2	9	9.9
Wake Forest	01/03/2021	*	30:28	3-6	.500	2-5	.400	0-0	.000	1	2	3	3.7	4	3	2	0	2	8	9.7
Clemson	01/20/2021	*	38:47	0-3	.000	0-2	.000	1-2	.500	1	1	2	3.5	3	3	0	0	0	1	8.8
at Virginia	01/23/2021	*	40:00	1-2	.500	1-1	1.000	0-0	.000	0	5	5	3.6	2	0	0	0	1	3	8.3
at Duke	01/26/2021	*	25:45	2-4	.500	2-4	.500	0-0	.000	0	1	1	3.4	4	0	0	0	0	6	8.1
at Louisville	02/01/2021		10:50	1-3	.333	1-2	.500	0-0	.000	0	1	1	3.2	0	0	0	0	0	3	7.7
Notre Dame	02/06/2021	*	31:24	3-6	.500	1-3	.333	1-1	1.000	0	3	3	3.2	3	5	0	0	1	8	7.7
Virginia	02/10/2021	*	34:58	1-4	.250	1-3	.333	2-2	1.000	0	3	3	3.2	2	0	0	0	3	5	7.5
at Clemson	02/12/2021	*	38:36	4-9	.444	1-5	.200	3-3	1.000	0	3	3	3.2	4	1	2	0	1	12	7.8
Pittsburgh	02/14/2021		20:31	3-8	.375	3-6	.500	2-2	1.000	1	1	2	3.1	2	0	0	0	1	11	8.0
at Miami (FL)	02/20/2021		21:58	1-5	.200	1-5	.200	0-0	.000	0	1	1	3.0	1	3	0	0	1	3	7.7
at Virginia Tech	02/23/2021		14:41	1-1	1.000	1-1	1.000	0-0	.000	0	0	0	2.8	1	0	0	0	0	3	7.5
Syracuse	02/27/2021		06:39	1-2	.500	1-2	.500	0-0	.000	1	1	2	2.8	2	0	1	0	0	3	7.3
Duke	03/02/2021		23:04	0-3	.000	0-2	.000	0-0	.000	2	0	2	2.8	4	1	1	0	2	0	6.9
at Wake Forest	03/05/2021		27:21	1-4	.250	0-3	.000	0-0	.000	0	1	1	2.7	2	0	1	0	0	2	6.7
vs Miami (FL)	03/11/2021		13:09	3-6	.500	1-2	.500	2-2	1.000	0	1	1	2.6	1	1	0	0	0	9	6.8
vs Florida St.	03/13/2021		09:23	2-4	.500	1-3	.333	0-0	.000	1	0	1	2.5	1	0	1	0	1	5	6.7
Totals		13	635:34	54-134	.403	31-92	.337	22-27	.815	14	47	61	2.5	57	35	12	0	23	161	6.7

Player Averages

Games Played	Minutes/game	Points/game	FG Pct	3FG Pct	FT Pct	Rebounds/game	Assists/game	Turnovers/game	Assist/Turnover ratio	Steals/game	Blocks/game
24	26.5	6.7	40.3	33.7	81.5	2.5	1.5	0.5	2.9	1.0	0.0



2020-21 Georgia Tech Men's Basketball
Individual Game-by-Game
All games

Page 5/17
as of Mar 14, 2021

#4 USHER, Jordan

Opponent	Date	GS	MIN	Total		3-Pointers		Free throws		Rebounds				PF	A	T/O	BLK	STL	PTS	AVG
				FG-FGA	PCT	3FG-3FGA	PCT	FT-FTA	PCT	OFF	DEF	TOT	AVG							
Georgia St.	11/25/2020	*	39:29	5-11	.455	0-3	.000	5-8	.625	5	5	10	10.0	4	1	4	1	1	15	15.0
Mercer	11/27/2020	*	22:20	5-10	.500	1-3	.333	0-0	.000	1	7	8	9.0	3	3	3	0	0	11	13.0
vs Kentucky	12/06/2020	*	24:36	5-10	.500	2-3	.667	0-0	.000	0	2	2	6.7	5	3	1	1	3	12	12.7
at Nebraska	12/09/2020	*	15:57	3-7	.429	0-1	.000	0-0	.000	0	3	3	5.8	2	3	0	0	1	6	11.0
at Florida St.	12/15/2020	*	26:02	5-9	.556	2-4	.500	0-0	.000	1	3	4	5.4	3	3	3	1	2	12	11.2
Florida A&M	12/18/2020	*	27:48	2-4	.500	0-1	.000	2-4	.500	2	4	6	5.5	2	2	2	1	0	6	10.3
Delaware St.	12/20/2020	*	26:00	3-5	.600	1-3	.333	3-3	1.000	0	5	5	5.4	4	6	1	1	4	10	10.3
North Carolina	12/30/2020	*	30:56	6-13	.462	2-5	.400	0-1	.000	0	1	1	4.9	4	2	1	0	0	14	10.8
Wake Forest	01/03/2021	*	30:38	0-3	.000	0-3	.000	1-2	.500	0	8	8	5.2	3	5	4	4	1	1	9.7
Clemson	01/20/2021	*	27:56	8-12	.667	5-8	.625	0-0	.000	0	4	4	5.1	0	3	2	0	1	21	10.8
at Virginia	01/23/2021	*	38:07	7-11	.636	2-4	.500	3-4	.750	0	6	6	5.2	1	1	0	3	1	19	11.5
at Duke	01/26/2021	*	33:51	4-9	.444	1-4	.250	0-0	.000	1	1	2	4.9	2	1	4	0	3	9	11.3
Florida St.	01/30/2021	*	29:41	3-9	.333	1-5	.200	0-0	.000	1	3	4	4.8	4	3	2	2	1	7	11.0
at Louisville	02/01/2021	*	29:36	4-14	.286	2-7	.286	1-2	.500	0	2	2	4.6	4	2	0	0	1	11	11.0
Notre Dame	02/06/2021	*	27:13	7-12	.583	0-2	.000	2-2	1.000	0	1	1	4.4	4	2	5	1	0	16	11.3
Virginia	02/10/2021	*	35:00	4-9	.444	0-3	.000	4-5	.800	0	3	3	4.3	1	4	0	1	0	12	11.4
at Clemson	02/12/2021	*	37:13	5-9	.556	1-3	.333	1-3	.333	1	5	6	4.4	1	2	3	1	2	12	11.4
Pittsburgh	02/14/2021	*	22:47	1-5	.200	0-2	.000	0-1	.000	0	2	2	4.3	2	2	2	0	4	2	10.9
at Miami (FL)	02/20/2021	*	26:16	3-6	.500	0-1	.000	2-2	1.000	0	5	5	4.3	4	4	3	0	2	8	10.7
at Virginia Tech	02/23/2021	*	25:55	3-5	.600	0-2	.000	0-0	.000	0	0	0	4.1	4	3	1	0	2	6	10.5
Syracuse	02/27/2021	*	39:25	7-11	.636	0-1	.000	5-6	.833	2	5	7	4.2	3	7	4	0	3	19	10.9
Duke	03/02/2021	*	24:18	6-11	.545	2-4	.500	0-1	.000	0	4	4	4.2	2	2	4	0	1	14	11.0
at Wake Forest	03/05/2021	*	27:35	6-11	.545	1-3	.333	1-2	.500	0	6	6	4.3	4	1	2	0	3	14	11.2
vs Miami (FL)	03/11/2021	*	31:16	7-14	.500	0-3	.000	1-2	.500	0	2	2	4.2	1	2	2	0	2	15	11.3
vs Florida St.	03/13/2021	*	32:35	5-13	.385	1-6	.167	4-4	1.000	1	2	3	4.2	3	3	1	0	2	15	11.5
Totals		25	732:30	114-233	.489	24-84	.286	35-52	.673	15	89	104	4.2	70	70	54	17	40	287	11.5

Player Averages

Games Played	Minutes/ game	Points/ game	FG Pct	3FG Pct	FT Pct	Rebounds/ game	Assists/ game	Turnovers/ game	Assist/Turnover ratio	Steals/ game	Blocks/ game
25	29.3	11.5	48.9	28.6	67.3	4.2	2.8	2.2	1.3	1.6	0.7



**2020-21 Georgia Tech Men's Basketball
Individual Game-by-Game
All games**

Page 6/17
as of Mar 14, 2021

#5 WRIGHT, Moses

Opponent	Date	GS	MIN	Total		3-Pointers		Free throws		Rebounds				PF	A	T/O	BLK	STL	PTS	AVG
				FG-FGA	PCT	3FG-3FGA	PCT	FT-FTA	PCT	OFF	DEF	TOT	AVG							
Georgia St.	11/25/2020	*	53:51	8-18	.444	1-2	.500	14-22	.636	11	8	19	19.0	5	2	1	0	2	31	31.0
Mercer	11/27/2020	*	38:32	9-15	.600	2-3	.667	0-1	.000	1	4	5	12.0	0	1	3	1	1	20	25.5
vs Kentucky	12/06/2020	*	33:12	9-14	.643	0-0	.000	3-3	1.000	3	4	7	10.3	4	2	1	3	2	21	24.0
at Nebraska	12/09/2020	*	33:32	5-8	.625	1-1	1.000	2-3	.667	4	4	8	9.8	3	4	0	2	1	13	21.3
at Florida St.	12/15/2020	*	33:20	3-6	.500	0-1	.000	6-8	.750	2	0	2	8.2	5	0	1	0	1	12	19.4
Florida A&M	12/18/2020	*	33:06	9-17	.529	0-0	.000	6-8	.750	2	5	7	8.0	2	0	2	0	1	24	20.2
Delaware St.	12/20/2020	*	22:36	7-9	.778	0-1	.000	2-2	1.000	0	4	4	7.4	0	3	2	0	2	16	19.6
North Carolina	12/30/2020	*	39:06	3-10	.300	0-2	.000	2-3	.667	1	5	6	7.3	4	1	2	1	5	8	18.1
Wake Forest	01/03/2021	*	31:60	4-7	.571	0-1	.000	0-1	.000	2	4	6	7.1	2	5	2	0	3	8	17.0
Clemson	01/20/2021	*	38:11	9-15	.600	2-2	1.000	1-2	.500	3	0	3	6.7	2	3	0	2	2	21	17.4
at Virginia	01/23/2021	*	36:42	6-17	.353	1-2	.500	0-0	.000	1	3	4	6.5	2	2	1	5	0	13	17.0
at Duke	01/26/2021	*	40:00	6-17	.353	0-2	.000	0-0	.000	2	12	14	7.1	4	6	1	3	1	12	16.6
Florida St.	01/30/2021	*	38:00	8-15	.533	0-3	.000	7-9	.778	1	6	7	7.1	2	2	1	1	6	23	17.1
at Louisville	02/01/2021	*	40:00	6-17	.353	1-2	.500	2-4	.500	5	11	16	7.7	0	3	1	7	1	15	16.9
Notre Dame	02/06/2021	*	33:55	6-14	.429	0-0	.000	0-0	.000	5	3	8	7.7	1	0	1	1	0	12	16.6
Virginia	02/10/2021	*	30:53	4-11	.364	0-2	.000	0-0	.000	2	4	6	7.6	2	1	2	0	1	8	16.1
at Clemson	02/12/2021	*	29:37	6-7	.857	0-0	.000	3-3	1.000	2	3	5	7.5	4	1	2	4	1	15	16.0
Pittsburgh	02/14/2021	*	35:57	9-13	.692	1-2	.500	5-6	.833	1	3	4	7.3	2	2	3	2	1	24	16.4
at Miami (FL)	02/20/2021	*	27:07	7-9	.778	0-0	.000	0-0	.000	3	9	12	7.5	2	3	0	1	1	14	16.3
at Virginia Tech	02/23/2021	*	36:55	9-11	.818	1-1	1.000	7-11	.636	3	7	10	7.7	3	3	1	1	0	26	16.8
Syracuse	02/27/2021	*	40:00	14-25	.560	0-0	.000	3-7	.429	9	7	16	8.0	2	2	2	1	2	31	17.5
Duke	03/02/2021	*	43:25	13-20	.650	1-1	1.000	2-4	.500	8	6	14	8.3	4	5	4	3	0	29	18.0
at Wake Forest	03/05/2021	*	32:32	7-12	.583	0-0	.000	3-5	.600	1	3	4	8.1	3	3	4	0	1	17	18.0
vs Miami (FL)	03/11/2021	*	24:56	3-9	.333	1-1	1.000	0-0	.000	1	5	6	8.0	5	1	3	0	0	7	17.5
vs Florida St.	03/13/2021	*	36:03	5-13	.385	0-0	.000	5-9	.556	6	2	8	8.0	3	2	1	3	2	15	17.4
Totals		25	883:28	175-329	.532	12-29	.414	73-111	.658	79	122	201	8.0	66	57	41	41	37	435	17.4

Player Averages

Games Played	Minutes/game	Points/game	FG Pct	3FG Pct	FT Pct	Rebounds/game	Assists/game	Turnovers/game	Assist/Turnover ratio	Steals/game	Blocks/game
25	35.3	17.4	53.2	41.4	65.8	8.0	2.3	1.6	1.4	1.5	1.6



2020-21 Georgia Tech Men's Basketball
Individual Game-by-Game
All games

Page 7/17
as of Mar 14, 2021

#10 ALVARADO, Jose

Opponent	Date	GS	MIN	Total		3-Pointers		Free throws		Rebounds				PF	A	T/O	BLK	STL	PTS	AVG
				FG-FGA	PCT	3FG-3FGA	PCT	FT-FTA	PCT	OFF	DEF	TOT	AVG							
Georgia St.	11/25/2020	*	58:22	8-24	.333	2-7	.286	11-12	.917	5	5	10	10.0	5	4	4	0	6	29	29.0
Mercer	11/27/2020	*	30:46	3-6	.500	1-4	.250	1-1	1.000	1	2	3	6.5	3	7	1	0	1	8	18.5
vs Kentucky	12/06/2020	*	38:49	4-9	.444	1-5	.200	1-2	.500	1	2	3	5.3	2	1	2	1	2	10	15.7
at Nebraska	12/09/2020	*	27:10	7-12	.583	3-5	.600	7-8	.875	0	1	1	4.3	4	3	2	0	0	24	17.8
at Florida St.	12/15/2020	*	38:13	3-7	.429	1-3	.333	0-0	.000	0	1	1	3.6	3	1	2	0	2	7	15.6
Florida A&M	12/18/2020	*	30:38	3-10	.300	3-8	.375	2-2	1.000	0	2	2	3.3	1	4	1	0	2	11	14.8
Delaware St.	12/20/2020	*	27:57	11-14	.786	4-5	.800	3-3	1.000	1	1	2	3.1	3	5	3	0	2	29	16.9
North Carolina	12/30/2020	*	36:21	8-10	.800	1-3	.333	3-5	.600	0	7	7	3.6	2	7	3	0	3	20	17.3
Wake Forest	01/03/2021	*	35:49	9-14	.643	2-4	.500	5-5	1.000	0	4	4	3.7	0	2	0	0	1	25	18.1
Clemson	01/20/2021	*	33:41	3-7	.429	1-5	.200	1-2	.500	0	4	4	3.7	3	4	3	0	5	8	17.1
at Virginia	01/23/2021	*	38:53	7-12	.583	4-5	.800	2-2	1.000	0	1	1	3.5	4	8	2	0	6	20	17.4
at Duke	01/26/2021	*	40:00	10-15	.667	3-5	.600	3-3	1.000	1	3	4	3.5	2	5	3	0	3	26	18.1
Florida St.	01/30/2021	*	40:00	8-16	.500	3-7	.429	2-2	1.000	1	1	2	3.4	3	6	2	0	6	21	18.3
at Louisville	02/01/2021	*	37:25	3-11	.273	1-6	.167	0-0	.000	1	4	5	3.5	2	4	3	0	2	7	17.5
Notre Dame	02/06/2021	*	40:00	8-13	.615	3-4	.750	0-0	.000	0	6	6	3.7	3	5	1	0	6	19	17.6
Virginia	02/10/2021	*	40:00	7-12	.583	2-5	.400	2-2	1.000	0	3	3	3.6	1	2	4	0	1	18	17.6
at Clemson	02/12/2021	*	36:54	3-11	.273	2-7	.286	0-2	.000	1	3	4	3.6	0	0	1	0	0	8	17.1
Pittsburgh	02/14/2021	*	32:42	3-6	.500	0-1	.000	6-6	1.000	2	5	7	3.8	1	5	3	0	2	12	16.8
at Miami (FL)	02/20/2021	*	28:01	6-8	.750	2-4	.500	2-2	1.000	0	2	2	3.7	1	6	2	0	3	16	16.7
at Virginia Tech	02/23/2021	*	38:37	5-10	.500	3-5	.600	0-0	.000	1	2	3	3.7	1	3	1	0	5	13	16.6
Syracuse	02/27/2021	*	36:53	1-4	.250	0-1	.000	2-2	1.000	0	0	0	3.5	5	6	2	0	1	4	16.0
Duke	03/02/2021	*	45:00	3-10	.300	0-4	.000	4-4	1.000	1	3	4	3.5	2	3	1	0	3	10	15.7
at Wake Forest	03/05/2021	*	37:18	4-7	.571	1-3	.333	2-2	1.000	1	3	4	3.6	0	5	3	0	4	11	15.5
vs Miami (FL)	03/11/2021	*	35:03	5-10	.500	1-3	.333	2-4	.500	0	3	3	3.5	2	4	2	0	3	13	15.4
vs Florida St.	03/13/2021	*	40:00	4-11	.364	0-4	.000	5-7	.714	2	3	5	3.6	2	3	0	0	5	13	15.3
Totals		25	924:32	136-269	.506	44-113	.389	66-78	.846	19	71	90	3.6	55	103	51	1	74	382	15.3

Player Averages

Games Played	Minutes/game	Points/game	FG Pct	3FG Pct	FT Pct	Rebounds/game	Assists/game	Turnovers/game	Assist/Turnover ratio	Steals/game	Blocks/game
25	37.0	15.3	50.6	38.9	84.6	3.6	4.1	2.0	2.0	3.0	0.0



**2020-21 Georgia Tech Men's Basketball
Individual Game-by-Game
All games**

Page 9/17
as of Mar 14, 2021

#12 MOORE, Khalid

Opponent	Date	GS	MIN	Total		3-Pointers		Free throws		Rebounds				PF	A	T/O	BLK	STL	PTS	AVG
				FG-FGA	PCT	3FG-3FGA	PCT	FT-FTA	PCT	OFF	DEF	TOT	AVG							
Georgia St.	11/25/2020		29:37	0-6	.000	0-2	.000	5-8	.625	1	4	5	5.0	4	0	2	2	2	5	5.0
Mercer	11/27/2020		14:23	1-4	.250	0-3	.000	0-0	.000	1	1	2	3.5	0	0	1	0	1	2	3.5
vs Kentucky	12/06/2020		14:52	1-5	.200	1-2	.500	1-2	.500	0	0	0	2.3	1	1	0	0	3	4	3.7
at Nebraska	12/09/2020		32:36	5-7	.714	1-2	.500	0-0	.000	3	5	8	3.8	0	0	0	0	2	11	5.5
at Florida St.	12/15/2020		26:29	2-7	.286	0-3	.000	0-0	.000	0	5	5	4.0	0	4	0	0	1	4	5.2
Florida A&M	12/18/2020		23:06	1-2	.500	1-2	.500	0-0	.000	1	3	4	4.0	0	0	0	1	0	3	4.8
Delaware St.	12/20/2020		21:43	2-3	.667	2-2	1.000	5-6	.833	1	2	3	3.9	1	1	1	0	0	11	5.7
North Carolina	12/30/2020		20:32	0-1	.000	0-1	.000	1-2	.500	0	3	3	3.8	3	1	1	1	1	1	5.1
Wake Forest	01/03/2021		19:09	1-2	.500	0-1	.000	2-4	.500	0	3	3	3.7	1	1	1	0	1	4	5.0
at Virginia	01/23/2021		12:09	2-2	1.000	0-0	.000	0-0	.000	0	2	2	3.5	0	0	1	0	0	4	4.9
at Duke	01/26/2021		27:10	3-7	.429	2-6	.333	1-2	.500	0	2	2	3.4	1	0	1	2	0	9	5.3
Florida St.	01/30/2021	*	32:24	0-2	.000	0-2	.000	2-2	1.000	0	3	3	3.3	4	1	3	0	0	2	5.0
at Louisville	02/01/2021	*	21:27	0-4	.000	0-3	.000	0-0	.000	0	0	0	3.1	2	1	0	0	0	0	4.6
Notre Dame	02/06/2021		14:09	2-3	.667	0-0	.000	0-2	.000	0	3	3	3.1	1	0	1	0	1	4	4.6
Virginia	02/10/2021		14:07	1-4	.250	1-3	.333	0-0	.000	0	0	0	2.9	2	0	0	0	1	3	4.5
at Clemson	02/12/2021		06:02	0-1	.000	0-1	.000	0-0	.000	0	1	1	2.8	2	0	1	0	0	0	4.2
Pittsburgh	02/14/2021	*	37:35	2-3	.667	1-2	.500	2-2	1.000	1	0	1	2.6	4	1	2	0	0	7	4.4
at Miami (FL)	02/20/2021	*	23:47	1-4	.250	0-2	.000	0-0	.000	0	4	4	2.7	1	2	1	0	0	2	4.2
at Virginia Tech	02/23/2021	*	33:58	2-6	.333	1-3	.333	1-1	1.000	1	4	5	2.8	0	1	1	1	1	6	4.3
Syracuse	02/27/2021	*	34:18	3-8	.375	1-4	.250	2-4	.500	2	3	5	3.0	3	6	0	1	1	9	4.6
Duke	03/02/2021	*	38:43	2-4	.500	0-1	.000	3-4	.750	0	6	6	3.1	2	1	1	0	1	7	4.7
at Wake Forest	03/05/2021	*	16:13	0-1	.000	0-1	.000	1-2	.500	0	1	1	3.0	0	0	1	0	0	1	4.5
vs Miami (FL)	03/11/2021	*	33:42	3-5	.600	0-1	.000	0-0	.000	2	3	5	3.1	3	0	0	3	1	6	4.6
vs Florida St.	03/13/2021	*	18:16	3-8	.375	1-6	.167	0-0	.000	2	0	2	3.0	1	0	1	0	0	7	4.7
Totals		10	566:26	37-99	.374	12-53	.226	26-41	.634	15	58	73	3.0	36	21	20	11	17	112	4.7

Player Averages

Games Played	Minutes/game	Points/game	FG Pct	3FG Pct	FT Pct	Rebounds/game	Assists/game	Turnovers/game	Assist/Turnover ratio	Steals/game	Blocks/game
24	23.6	4.7	37.4	22.6	63.4	3.0	0.9	0.8	1.1	0.7	0.5



2020-21 Georgia Tech Men's Basketball
Individual Game-by-Game
All games

Page 11/17
as of Mar 14, 2021

#14 DIDENKO, David

Opponent	Date	GS	MIN	Total		3-Pointers		Free throws		Rebounds				PF	A	T/O	BLK	STL	PTS	AVG
				FG-FGA	PCT	3FG-3FGA	PCT	FT-FTA	PCT	OFF	DEF	TOT	AVG							
Delaware St.	12/20/2020		02:15	0-1	.000	0-1	.000	0-0	.000	0	1	1	1.0	0	0	0	0	0	0	0.0
Wake Forest	01/03/2021		01:07	0-0	.000	0-0	.000	0-0	.000	0	0	0	0.5	0	0	0	0	0	0	0.0
Clemson	01/20/2021		01:04	0-0	.000	0-0	.000	0-0	.000	0	0	0	0.3	0	0	0	0	0	0	0.0
at Miami (FL)	02/20/2021		03:48	0-1	.000	0-1	.000	0-0	.000	0	1	1	0.5	0	0	0	0	0	0	0.0
at Virginia Tech	02/23/2021		00:53	0-0	.000	0-0	.000	0-0	.000	0	0	0	0.4	0	0	0	0	0	0	0.0
Totals		0	09:07	0-2	.000	0-2	.000	0-0	.000	0	2	2	0.4	0	0	0	0	0	0	0.0

Player Averages

Games Played	Minutes/ game	Points/ game	FG Pct	3FG Pct	FT Pct	Rebounds/ game	Assists/ game	Turnovers/ game	Assist/Turnover ratio	Steals/ game	Blocks/ game
5	1.8	0.0	0.0	0.0	0.0	0.4	0.0	0.0	0.0	0.0	0.0



**2020-21 Georgia Tech Men's Basketball
Individual Game-by-Game
All games**

Page 13/17
as of Mar 14, 2021

#24 HOWARD, Rodney

Opponent	Date	GS	MIN	Total		3-Pointers		Free throws		Rebounds				PF	A	T/O	BLK	STL	PTS	AVG
				FG-FGA	PCT	3FG-3FGA	PCT	FT-FTA	PCT	OFF	DEF	TOT	AVG							
Georgia St.	11/25/2020	*	08:30	0-1	.000	0-0	.000	0-0	.000	0	1	1	1.0	4	0	1	1	0	0	0.0
Mercer	11/27/2020	*	13:52	2-5	.400	0-0	.000	2-2	1.000	0	4	4	2.5	0	0	2	0	0	6	3.0
Florida A&M	12/18/2020		01:21	0-0	.000	0-0	.000	0-0	.000	0	0	0	1.7	0	0	0	0	0	0	2.0
Delaware St.	12/20/2020		10:01	3-3	1.000	0-0	.000	1-3	.333	0	1	1	1.5	2	0	0	1	0	7	3.3
North Carolina	12/30/2020		07:32	0-2	.000	0-0	.000	0-0	.000	0	0	0	1.2	1	0	0	0	0	0	2.6
Wake Forest	01/03/2021		03:39	0-1	.000	0-0	.000	0-0	.000	0	1	1	1.2	1	0	0	0	0	0	2.2
Clemson	01/20/2021		03:34	0-0	.000	0-0	.000	0-0	.000	0	0	0	1.0	2	0	1	0	0	0	1.9
Florida St.	01/30/2021		04:37	0-0	.000	0-0	.000	0-0	.000	1	1	2	1.1	1	1	0	0	0	0	1.6
at Louisville	02/01/2021		09:34	0-0	.000	0-0	.000	0-0	.000	1	3	4	1.4	2	0	0	3	0	0	1.4
Notre Dame	02/06/2021		06:52	0-0	.000	0-0	.000	0-0	.000	0	1	1	1.4	1	1	0	0	0	0	1.3
at Clemson	02/12/2021		07:08	0-0	.000	0-0	.000	0-0	.000	0	0	0	1.3	3	0	0	0	0	0	1.2
Pittsburgh	02/14/2021		04:03	0-1	.000	0-0	.000	0-0	.000	0	0	0	1.2	1	0	0	0	0	0	1.1
at Miami (FL)	02/20/2021		16:35	4-7	.571	0-0	.000	0-0	.000	1	2	3	1.3	3	1	0	0	1	8	1.6
at Virginia Tech	02/23/2021		03:05	0-0	.000	0-0	.000	0-0	.000	0	0	0	1.2	0	0	0	0	0	0	1.5
Duke	03/02/2021		01:35	0-0	.000	0-0	.000	0-0	.000	0	0	0	1.1	0	0	0	1	0	0	1.4
at Wake Forest	03/05/2021		09:07	2-2	1.000	0-0	.000	2-2	1.000	1	4	5	1.4	2	0	0	1	0	6	1.7
vs Miami (FL)	03/11/2021		18:16	1-2	.500	0-0	.000	0-0	.000	1	2	3	1.5	2	0	0	0	1	2	1.7
vs Florida St.	03/13/2021		06:21	0-0	.000	0-0	.000	0-0	.000	0	0	0	1.4	2	0	0	0	1	0	1.6
Totals		2	135:41	12-24	.500	0-0	.000	5-7	.714	5	20	25	1.4	27	3	4	7	3	29	1.6

Player Averages

Games Played	Minutes/ game	Points/ game	FG Pct	3FG Pct	FT Pct	Rebounds/ game	Assists/ game	Turnovers/ game	Assist/Turnover ratio	Steals/ game	Blocks/ game
18	7.5	1.6	50.0	0.0	71.4	1.4	0.2	0.2	0.8	0.2	0.4



2020-21 Georgia Tech Men's Basketball
Team High/Low Analysis
All games

Page 1/4
as of Mar 14, 2021

Georgia Tech - Game Highs

POINTS	120		Georgia St. (11/25/2020)
	97		Delaware St. (12/20/2020)
	87		at Miami (FL) (02/20/2021)
	84		Syracuse (02/27/2021)
	83		Clemson (01/20/2021)
FIELD GOALS MADE	36		at Miami (FL) (02/20/2021)
	36		Georgia St. (11/25/2020)
FIELD GOAL ATTEMPTS	98		Georgia St. (11/25/2020)
	68		at Louisville (02/01/2021)
FIELD GOAL PERCENTAGE	.583	(35-60)	Notre Dame (02/06/2021)
	.574	(31-54)	Clemson (01/20/2021)
3 PT FG MADE	16		Clemson (01/20/2021)
	11		at Miami (FL) (02/20/2021)
3 PT FG ATTEMPTS	32		Georgia St. (11/25/2020)
	27		at Louisville (02/01/2021)
	27		Clemson (01/20/2021)
3 PT FG PERCENTAGE	.600	(9-15)	at Virginia (01/23/2021)
	.593	(16-27)	Clemson (01/20/2021)
FREE THROWS MADE	41		Georgia St. (11/25/2020)
	22		Delaware St. (12/20/2020)
FREE THROW ATTEMPTS	59		Georgia St. (11/25/2020)
	28		vs Florida St. (N) (03/13/2021)
	28		Delaware St. (12/20/2020)
FREE THROW PERCENTAGE	1.000	(4-4)	at Miami (FL) (02/20/2021)
	.913	(21-23)	Pittsburgh (02/14/2021)
REBOUNDS	70		Georgia St. (11/25/2020)
	41		Syracuse (02/27/2021)
ASSISTS	26		Syracuse (02/27/2021)
	25		Delaware St. (12/20/2020)
STEALS	15		vs Florida St. (N) (03/13/2021)
	15		vs Kentucky (N) (12/06/2020)
BLOCKED SHOTS	11		at Louisville (02/01/2021)
	8		at Virginia (01/23/2021)
TURNOVERS	22		Georgia St. (11/25/2020)
	15		Duke (03/02/2021)
	15		Mercer (11/27/2020)
FOULS	29		Georgia St. (11/25/2020)
	19		Delaware St. (12/20/2020)
	19		at Nebraska (12/09/2020)



**2020-21 Georgia Tech Men's Basketball
Team High/Low Analysis
All games**

Page 2/4
as of Mar 14, 2021

Opponent - Game Highs

POINTS	123		Georgia St. (11/25/2020)
	83		Mercer (11/27/2020)
	80		Notre Dame (02/06/2021)
	77		Duke (03/02/2021)
	77		Syracuse (02/27/2021)
FIELD GOALS MADE	46		Georgia St. (11/25/2020)
	32		Notre Dame (02/06/2021)
FIELD GOAL ATTEMPTS	95		Georgia St. (11/25/2020)
	72		at Louisville (02/01/2021)
FIELD GOAL PERCENTAGE	.593	(32-54)	Notre Dame (02/06/2021)
	.560	(28-50)	vs Florida St. (N) (03/13/2021)
3 PT FG MADE	12		Mercer (11/27/2020)
	10		Georgia St. (11/25/2020)
3 PT FG ATTEMPTS	30		Georgia St. (11/25/2020)
	26		Duke (03/02/2021)
	26		Delaware St. (12/20/2020)
3 PT FG PERCENTAGE	.533	(8-15)	vs Florida St. (N) (03/13/2021)
	.500	(9-18)	at Clemson (02/12/2021)
	.500	(9-18)	Clemson (01/20/2021)
FREE THROWS MADE	21		Georgia St. (11/25/2020)
	18		at Duke (01/26/2021)
FREE THROW ATTEMPTS	38		Georgia St. (11/25/2020)
	24		vs Miami (FL) (N) (03/11/2021)
FREE THROW PERCENTAGE	1.000	(2-2)	Virginia (02/10/2021)
	.944	(17-18)	Mercer (11/27/2020)
REBOUNDS	58		Georgia St. (11/25/2020)
	56		at Louisville (02/01/2021)
ASSISTS	22		Mercer (11/27/2020)
	20		Notre Dame (02/06/2021)
STEALS	9		at Wake Forest (03/05/2021)
	9		Duke (03/02/2021)
	9		Florida St. (01/30/2021)
	9		Wake Forest (01/03/2021)
BLOCKED SHOTS	9		Georgia St. (11/25/2020)
	7		Virginia (02/10/2021)
	7		at Virginia (01/23/2021)
TURNOVERS	25		vs Florida St. (N) (03/13/2021)
	21		Florida St. (01/30/2021)
	21		vs Kentucky (N) (12/06/2020)
FOULS	37		Georgia St. (11/25/2020)
	23		vs Florida St. (N) (03/13/2021)



**2020-21 Georgia Tech Men's Basketball
Team High/Low Analysis
All games**

Page 3/4
as of Mar 14, 2021

Georgia Tech - Game Lows

POINTS	49		Virginia (02/10/2021)
	58		at Louisville (02/01/2021)
	61		at Florida St. (12/15/2020)
	62		at Virginia (01/23/2021)
	68		at Duke (01/26/2021)
FIELD GOALS MADE	18		Virginia (02/10/2021)
	22		Pittsburgh (02/14/2021)
	22		at Louisville (02/01/2021)
	22		at Florida St. (12/15/2020)
FIELD GOAL ATTEMPTS	47		Pittsburgh (02/14/2021)
	50		at Virginia Tech (02/23/2021)
	50		at Clemson (02/12/2021)
	50		Virginia (02/10/2021)
FIELD GOAL PERCENTAGE	.324	(22-68)	at Louisville (02/01/2021)
	.360	(18-50)	Virginia (02/10/2021)
3 PT FG MADE	4		at Wake Forest (03/05/2021)
	4		Virginia (02/10/2021)
3 PT FG ATTEMPTS	13		at Wake Forest (03/05/2021)
	14		Notre Dame (02/06/2021)
3 PT FG PERCENTAGE	.190	(4-21)	Virginia (02/10/2021)
	.217	(5-23)	vs Florida St. (N) (03/13/2021)
FREE THROWS MADE	4		at Miami (FL) (02/20/2021)
	4		at Duke (01/26/2021)
FREE THROW ATTEMPTS	4		at Miami (FL) (02/20/2021)
	5		at Duke (01/26/2021)
FREE THROW PERCENTAGE	.500	(8-16)	North Carolina (12/30/2020)
	.556	(5-9)	Notre Dame (02/06/2021)
REBOUNDS	19		Clemson (01/20/2021)
	21		Virginia (02/10/2021)
ASSISTS	10		at Clemson (02/12/2021)
	11		Virginia (02/10/2021)
	11		at Florida St. (12/15/2020)
STEALS	4		Florida A&M (12/18/2020)
	5		at Louisville (02/01/2021)
	5		Mercer (11/27/2020)
BLOCKED SHOTS	1		at Miami (FL) (02/20/2021)
	1		Mercer (11/27/2020)
TURNOVERS	6		at Virginia (01/23/2021)
	6		vs Kentucky (N) (12/06/2020)
FOULS	9		Virginia (02/10/2021)
	11		at Virginia (01/23/2021)



2020-21 Georgia Tech Men's Basketball
Team High/Low Analysis
All games

Page 4/4
as of Mar 14, 2021

Opponent - Game Lows

POINTS	53		at Virginia Tech (02/23/2021)
	54		Wake Forest (01/03/2021)
	57		Virginia (02/10/2021)
	60		at Miami (FL) (02/20/2021)
	62		vs Kentucky (N) (12/06/2020)
FIELD GOALS MADE	19		at Virginia Tech (02/23/2021)
	20		at Miami (FL) (02/20/2021)
FIELD GOAL ATTEMPTS	46		at Virginia Tech (02/23/2021)
	47		vs Miami (FL) (N) (03/11/2021)
FIELD GOAL PERCENTAGE	.377	(23-61)	at Nebraska (12/09/2020)
	.389	(28-72)	at Louisville (02/01/2021)
3 PT FG MADE	3		Florida St. (01/30/2021)
	3		Wake Forest (01/03/2021)
3 PT FG ATTEMPTS	14		at Virginia Tech (02/23/2021)
	14		Florida St. (01/30/2021)
3 PT FG PERCENTAGE	.150	(3-20)	Wake Forest (01/03/2021)
	.214	(3-14)	Florida St. (01/30/2021)
FREE THROWS MADE	2		Virginia (02/10/2021)
	6		at Virginia (01/23/2021)
	6		Clemson (01/20/2021)
FREE THROW ATTEMPTS	2		Virginia (02/10/2021)
	7		at Virginia (01/23/2021)
	7		Clemson (01/20/2021)
FREE THROW PERCENTAGE	.533	(8-15)	Pittsburgh (02/14/2021)
	.553	(21-38)	Georgia St. (11/25/2020)
REBOUNDS	26		at Miami (FL) (02/20/2021)
	26		Notre Dame (02/06/2021)
ASSISTS	9		at Wake Forest (03/05/2021)
	9		Florida A&M (12/18/2020)
STEALS	1		vs Florida St. (N) (03/13/2021)
	1		at Virginia Tech (02/23/2021)
BLOCKED SHOTS	0		at Wake Forest (03/05/2021)
	0		Wake Forest (01/03/2021)
	0		Florida A&M (12/18/2020)
TURNOVERS	9		at Louisville (02/01/2021)
	9		at Virginia (01/23/2021)
	9		Florida A&M (12/18/2020)
FOULS	6		at Miami (FL) (02/20/2021)
	8		at Virginia (01/23/2021)



**2020-21 Georgia Tech Men's Basketball
Player Highs Analysis
All games**

Page 1/4
as of Mar 14, 2021

Georgia Tech - Individual Game Highs

POINTS	31		Moses Wright vs Syracuse (02/27/2021)
	31		Moses Wright vs Georgia St. (11/25/2020)
	29		Moses Wright vs Duke (03/02/2021)
	29		Michael Devoe at Miami (FL) (02/20/2021)
	29		Jose Alvarado vs Delaware St. (12/20/2020)
	29		Jose Alvarado vs Georgia St. (11/25/2020)
FIELD GOALS MADE	14		Moses Wright vs Syracuse (02/27/2021)
	13		Moses Wright vs Duke (03/02/2021)
FIELD GOAL ATTEMPTS	25		Moses Wright vs Syracuse (02/27/2021)
	25		Michael Devoe vs Georgia St. (11/25/2020)
FIELD GOAL PERCENTAGE (min 5 made)	.857	(6-7)	Moses Wright at Clemson (02/12/2021)
	.833	(5-6)	Kyle Sturdivant vs Kentucky (N) (12/06/2020)
3 PT FG MADE	7		Michael Devoe at Miami (FL) (02/20/2021)
	6		Michael Devoe vs Clemson (01/20/2021)
3 PT FG ATTEMPTS	12		Michael Devoe vs Georgia St. (11/25/2020)
	11		Michael Devoe at Miami (FL) (02/20/2021)
3 PT FG PERCENTAGE (min 2 made)	1.000	(2-2)	Moses Wright vs Clemson (01/20/2021)
	1.000	(2-2)	Khalid Moore vs Delaware St. (12/20/2020)
FREE THROWS MADE	14		Moses Wright vs Georgia St. (11/25/2020)
	11		Jose Alvarado vs Georgia St. (11/25/2020)
FREE THROW ATTEMPTS	22		Moses Wright vs Georgia St. (11/25/2020)
	12		Michael Devoe vs Florida St. (01/30/2021)
	12		Jose Alvarado vs Georgia St. (11/25/2020)
FREE THROW PERCENTAGE (min 3 made)	1.000	(8-8)	Michael Devoe at Clemson (02/12/2021)
	1.000	(6-6)	Jose Alvarado vs Pittsburgh (02/14/2021)
	1.000	(6-6)	Michael Devoe vs Pittsburgh (02/14/2021)
	1.000	(5-5)	Jose Alvarado vs Wake Forest (01/03/2021)
	1.000	(4-4)	Jordan Usher vs Florida St. (N) (03/13/2021)
	1.000	(4-4)	Jose Alvarado vs Duke (03/02/2021)
	1.000	(4-4)	Kyle Sturdivant vs Kentucky (N) (12/06/2020)
	1.000	(3-3)	Moses Wright at Clemson (02/12/2021)
	1.000	(3-3)	Bubba Parham at Clemson (02/12/2021)
	1.000	(3-3)	Jose Alvarado at Duke (01/26/2021)
	1.000	(3-3)	Jose Alvarado vs Delaware St. (12/20/2020)
	1.000	(3-3)	Jordan Usher vs Delaware St. (12/20/2020)
	1.000	(3-3)	Tristan Maxwell vs Delaware St. (12/20/2020)
	1.000	(3-3)	Moses Wright vs Kentucky (N) (12/06/2020)
REBOUNDS	19		Moses Wright vs Georgia St. (11/25/2020)
	16		Moses Wright vs Syracuse (02/27/2021)
	16		Moses Wright at Louisville (02/01/2021)
ASSISTS	8		Jose Alvarado at Virginia (01/23/2021)
	8		Michael Devoe vs Florida A&M (12/18/2020)
STEALS	6		Jose Alvarado vs Notre Dame (02/06/2021)
	6		Moses Wright vs Florida St. (01/30/2021)
	6		Jose Alvarado vs Florida St. (01/30/2021)
	6		Jose Alvarado at Virginia (01/23/2021)
	6		Jose Alvarado vs Georgia St. (11/25/2020)
BLOCKED SHOTS	7		Moses Wright at Louisville (02/01/2021)
	5		Moses Wright at Virginia (01/23/2021)
TURNOVERS	8		Michael Devoe vs Georgia St. (11/25/2020)
	5		Jordan Usher vs Notre Dame (02/06/2021)
	5		Michael Devoe vs North Carolina (12/30/2020)



**2020-21 Georgia Tech Men's Basketball
Player Highs Analysis
All games**

Page 3/4
as of Mar 14, 2021

Opponent - Individual Game Highs

POINTS	27		Nate Laszewski vs Notre Dame (02/06/2021)
	26		Alan Griffin vs Syracuse (02/27/2021)
	26		Justin Roberts vs Georgia St. (11/25/2020)
	25		Kameron McGusty vs Miami (FL) (N) (03/11/2021)
	25		Aamir Simms at Clemson (02/12/2021)
FIELD GOALS MADE	11		Nate Laszewski vs Notre Dame (02/06/2021)
	10		Kameron McGusty vs Miami (FL) (N) (03/11/2021)
	10		Eliel Nsoseme vs Georgia St. (11/25/2020)
FIELD GOAL ATTEMPTS	22		Kane Williams vs Georgia St. (11/25/2020)
	22		Justin Roberts vs Georgia St. (11/25/2020)
FIELD GOAL PERCENTAGE (min 5 made)	1.000	(9-9)	Mark Williams vs Duke (03/02/2021)
	.889	(8-9)	Juwan Durham vs Notre Dame (02/06/2021)
3 PT FG MADE	6		David Johnson at Louisville (02/01/2021)
	6		Kobe Webster at Nebraska (12/09/2020)
3 PT FG ATTEMPTS	11		David Johnson at Louisville (02/01/2021)
	11		Felipe Haase vs Mercer (11/27/2020)
	11		Justin Roberts vs Georgia St. (11/25/2020)
3 PT FG PERCENTAGE (min 2 made)	1.000	(3-3)	Wyatt Wilkes at Florida St. (12/15/2020)
	1.000	(2-2)	Scottie Barnes vs Florida St. (N) (03/13/2021)
	1.000	(2-2)	Nick Honor at Clemson (02/12/2021)
	1.000	(2-2)	Clyde Trapp vs Clemson (01/20/2021)
	1.000	(2-2)	John Newman III vs Clemson (01/20/2021)
FREE THROWS MADE	10		Neftali Alvarez vs Mercer (11/27/2020)
	8		Nysier Brooks at Miami (FL) (02/20/2021)
FREE THROW ATTEMPTS	16		Kane Williams vs Georgia St. (11/25/2020)
	11		Neftali Alvarez vs Mercer (11/27/2020)
FREE THROW PERCENTAGE (min 3 made)	1.000	(6-6)	DJ Steward at Duke (01/26/2021)
	1.000	(4-4)	Alan Griffin vs Syracuse (02/27/2021)
	1.000	(4-4)	Jonathan Baehre at Clemson (02/12/2021)
	1.000	(4-4)	Dane Goodwin vs Notre Dame (02/06/2021)
	1.000	(4-4)	Dre Davis at Louisville (02/01/2021)
	1.000	(4-4)	M.J. Walker at Florida St. (12/15/2020)
	1.000	(4-4)	Olivier Sarr vs Kentucky (N) (12/06/2020)
	1.000	(3-3)	Scottie Barnes vs Florida St. (N) (03/13/2021)
	1.000	(3-3)	Joey Baker vs Duke (03/02/2021)
	1.000	(3-3)	DJ Steward vs Duke (03/02/2021)
	1.000	(3-3)	Tyrece Radford at Virginia Tech (02/23/2021)
	1.000	(3-3)	Justin Champagnie vs Pittsburgh (02/14/2021)
	1.000	(3-3)	Myles Carter vs Delaware St. (12/20/2020)
	1.000	(3-3)	Ross Cummings vs Mercer (11/27/2020)
REBOUNDS	18		Samuell Williamson at Louisville (02/01/2021)
	14		Keve Aluma at Virginia Tech (02/23/2021)
ASSISTS	10		Prentiss Hubb vs Notre Dame (02/06/2021)
	9		Neftali Alvarez vs Mercer (11/27/2020)
STEALS	4		Ian DuBose at Wake Forest (03/05/2021)
	4		Wendell Moore Jr. vs Duke (03/02/2021)
	4		Jeff Gary vs Mercer (11/27/2020)
BLOCKED SHOTS	5		Jay Huff at Virginia (01/23/2021)
	4		Jay Huff vs Virginia (02/10/2021)
	4		Jalen Thomas vs Georgia St. (11/25/2020)
TURNOVERS	8		M.J. Walker vs Florida St. (N) (03/13/2021)
	7		Xavier Johnson vs Pittsburgh (02/14/2021)



**2020-21 Georgia Tech Men's Basketball
Extended Season Box Score
All games**

Page 1/1
as of Mar 14, 2021

Game Records

Record	Overall	Home	Away	Neutral
ALL GAMES	17-8	10-3	4-5	3-0
CONFERENCE	11-6	8-1	3-5	0-0
NON-CONFERENCE	6-2	2-2	1-0	3-0

Team Box Score Extended

No.	Player				Total		3-Point		F-Throw		Rebounds																	
		GP-GS	MIN	AVG	FG-FGA	FG%	3FG-FGA	3FG%	FT-FTA	FT%	OFF	DEF	TOT	AVG	PF	DQ	A	A/G	TO	TO/G	A/TO	BLK	BLK/G	STL	STL/G	PTS	AVG	
5	WRIGHT, Moses	25-25	883:28	35.3	175-329	.532	12-29	.414	73-111	.658	79	122	201	8.0	66	3	57	2.28	41	1.64	1.39	41	1.64	37	1.48	435	17.4	
10	ALVARADO, Jose	25-25	924:32	37.0	136-269	.506	44-113	.389	66-78	.846	19	71	90	3.6	55	2	103	4.12	51	2.04	2.02	1	0.04	74	2.96	382	15.3	
0	DEVOE, Michael	25-25	864:45	34.6	130-288	.451	57-142	.401	60-80	.750	18	90	108	4.3	43	0	83	3.32	65	2.60	1.28	7	0.28	31	1.24	377	15.1	
4	USHER, Jordan	25-25	732:30	29.3	114-233	.489	24-84	.286	35-52	.673	15	89	104	4.2	70	1	70	2.80	54	2.16	1.30	17	0.68	40	1.60	287	11.5	
3	PARHAM, Bubba	24-13	635:34	26.5	54-134	.403	31-92	.337	22-27	.815	14	47	61	2.5	57	0	35	1.46	12	0.50	2.92	0	0.00	23	0.96	161	6.7	
12	MOORE, Khalid	24-10	566:26	23.6	37-99	.374	12-53	.226	26-41	.634	15	58	73	3.0	36	0	21	0.88	20	0.83	1.05	11	0.46	17	0.71	112	4.7	
1	STURDIVANT, Kyle	25-0	296:34	11.9	31-72	.431	8-22	.364	18-23	.783	2	22	24	1.0	25	0	27	1.08	15	0.60	1.80	1	0.04	5	0.20	88	3.5	
55	RICE, Malachi	1-0	02:05	2.1	1-1	1.000	0-0	.000	1-2	.500	0	0	0	0.0	0	0	1	1.00	0	0.00	1.00	0	0.00	0	0.00	3	3.0	
11	MAXWELL, Tristan	1-0	08:12	8.2	0-2	.000	0-2	.000	3-3	1.000	0	0	0	0.0	0	0	0	0.00	0	0.00	0.00	0	0.00	0	0.00	3	3.0	
24	HOWARD, Rodney	18-2	135:41	7.5	12-24	.500	0-0	.000	5-7	.714	5	20	25	1.4	27	0	3	0.17	4	0.22	0.75	7	0.39	3	0.17	29	1.6	
2	GIGIBERIA, Saba	8-0	32:47	4.1	4-11	.364	1-2	.500	0-1	.000	4	10	14	1.8	10	0	2	0.25	2	0.25	1.00	0	0.00	0	0.00	9	1.1	
45	MEDLOCK, Shaheed	2-0	02:01	1.0	1-1	1.000	0-0	.000	0-0	.000	0	0	0	0.0	0	0	0	0.00	0	0.00	0.00	0	0.00	0	0.00	2	1.0	
23	MEKA, Jordan	1-0	08:04	8.1	0-1	.000	0-0	.000	0-0	.000	0	1	1	1.0	0	0	0	0.00	0	0.00	0.00	0	0.00	0	0.00	0	0.0	
14	DIDENKO, David	5-0	09:07	1.8	0-2	.000	0-2	.000	0-0	.000	0	2	2	0.4	0	0	0	0.00	0	0.00	0.00	0	0.00	0	0.00	0	0.0	
35	JAMES, Jehloni	4-0	10:23	2.6	0-0	.000	0-0	.000	0-0	.000	1	3	4	1.0	2	0	0	0.00	0	0.00	0.00	0	0.00	0	0.00	0	0.0	
13	BOYD, Coleman	2-0	02:01	1.0	0-0	.000	0-0	.000	0-0	.000	0	0	0	0.0	0	0	0	0.00	0	0.00	0.00	0	0.00	0	0.00	0	0.0	
34	BROADWAY, Niko	2-0	01:52	0.9	0-0	.000	0-0	.000	0-0	.000	0	0	0	0.0	0	0	0	0.00	0	0.00	0.00	0	0.00	0	0.00	0	0.0	
Total		25	5116		695-1466	.474	189-541	.349	309-425	.727	204	566	770	30.8	391	6	402	16.08	278	11.12	1.45	85	3.40	230	9.20	1888	75.5	
Opponents		25	5125		643-1402	.459	178-486	.366	286-405	.706	241	619	860	34.4	385	12	350	14.00	398	15.92	0.88	73	2.92	136	5.44	1750	70.0	

Score by Periods

Team	1st	2nd	OT	TOT
Georgia Tech	815	1013	60	1888
Opponents	759	932	59	1750



**2020-21 Georgia Tech Men's Basketball
Individual Career Summaries
All games**

Page 1/9
as of Mar 14, 2021

ALVARADO, Jose

				Field Goals		3-Point		F-Throws		Rebounds									Scoring	
SEASON	TEAM	GP-GS	MIN/AVG	FG-FGA	FG%	3FG-FGA	3FG%	FT-FTA	FT%	OFF	DEF	TOT	AVG	PF-FO	AST	TO	BLK	STL	PTS	AVG
2017-18	GaTech	25-25	874/35.0	99-221	.448	40-108	.370	65-81	.802	15	78	93	3.7	60-1	77	59	2	43	303	12.1
2018-19	GaTech	31-30	1062/34.3	132-337	.392	44-154	.286	78-105	.743	21	100	121	3.9	79-2	105	64	3	56	386	12.5
2019-20	GaTech	24-23	804/33.5	119-268	.444	42-125	.336	65-82	.793	9	72	81	3.4	69-3	96	64	2	53	345	14.4
2020-21	GaTech	25-25	925/37.0	136-269	.506	44-113	.389	66-78	.846	19	71	90	3.6	55-2	103	51	1	74	382	15.3
TOTAL		105-103	3664/34.9	486-1095	.444	170-500	.340	274-346	.792	64	321	385	3.7	263-8	381	238	8	226	1416	13.5

Single Game Highs

Statistic	Value	
Points	29	vs Pittsburgh 02/20/19, vs Georgia St. 11/25/20, vs Delaware St. 12/20/20
Rebounds	10	at Louisville 01/22/20, vs Georgia St. 11/25/20
Assists	9	vs Notre Dame 01/15/20
Steals	9	vs NC State 01/25/20
Blocks	2	vs Miami (FL) 01/03/18
FG Made	11	vs Delaware St. 12/20/20
FG Attempts	24	vs Georgia St. 11/25/20
3FG Made	4	7 times
3FG Attempts	10	vs Grambling 12/01/17
FT Made	13	at Wake Forest 02/19/20
FT Attempts	15	at Wake Forest 02/19/20

BOYD, Coleman

				Field Goals		3-Point		F-Throws		Rebounds									Scoring	
SEASON	TEAM	GP-GS	MIN/AVG	FG-FGA	FG%	3FG-FGA	3FG%	FT-FTA	FT%	OFF	DEF	TOT	AVG	PF-FO	AST	TO	BLK	STL	PTS	AVG
2019-20	GaTech	4-0	7/1.8	2-5	.400	1-4	.250	0-0	.000	0	2	2	0.5	1-0	3	0	0	1	5	1.3
2020-21	GaTech	2-0	2/1.0	0-0	.000	0-0	.000	0-0	.000	0	0	0	0.0	0-0	0	0	0	0	0	0.0
TOTAL		6-0	9/1.5	2-5	.400	1-4	.250	0-0	.000	0	2	2	0.3	1-0	3	0	0	1	5	0.8

Single Game Highs

Statistic	Value	
Points	3	vs Morehouse 01/28/20
Rebounds	1	vs Elon 11/11/19, vs Virginia Tech 02/04/20
Assists	2	vs Morehouse 01/28/20
Steals	1	vs Morehouse 01/28/20
FG Made	1	vs Morehouse 01/28/20, at Hawaii 12/25/19
FG Attempts	3	vs Morehouse 01/28/20
3FG Made	1	vs Morehouse 01/28/20
3FG Attempts	3	vs Morehouse 01/28/20



**2020-21 Georgia Tech Men's Basketball
Individual Career Summaries
All games**

Page 2/9
as of Mar 14, 2021

BROADWAY, Niko

				Field Goals		3-Point		F-Throws		Rebounds									Scoring	
SEASON	TEAM	GP-GS	MIN/AVG	FG-FGA	FG%	3FG-FGA	3FG%	FT-FTA	FT%	OFF	DEF	TOT	AVG	PF-FO	AST	TO	BLK	STL	PTS	AVG
2019-20	GaTech	3-0	4/1.5	1-3	.333	0-0	.000	0-0	.000	2	2	4	1.3	2-0	1	0	0	0	2	0.7
2020-21	GaTech	2-0	2/0.9	0-0	.000	0-0	.000	0-0	.000	0	0	0	0.0	0-0	0	0	0	0	0	0.0
TOTAL		5-0	6/1.3	1-3	.333	0-0	.000	0-0	.000	2	2	4	0.8	2-0	1	0	0	0	2	0.4

Single Game Highs

Statistic	Value	
Points	2	vs Morehouse 01/28/20
Rebounds	3	vs Morehouse 01/28/20
Assists	1	vs Morehouse 01/28/20
FG Made	1	vs Morehouse 01/28/20
FG Attempts	2	vs Morehouse 01/28/20

DEVOE, Michael

				Field Goals		3-Point		F-Throws		Rebounds									Scoring	
SEASON	TEAM	GP-GS	MIN/AVG	FG-FGA	FG%	3FG-FGA	3FG%	FT-FTA	FT%	OFF	DEF	TOT	AVG	PF-FO	AST	TO	BLK	STL	PTS	AVG
2018-19	GaTech	32-23	1030/32.2	101-251	.402	42-107	.393	66-93	.710	13	93	106	3.3	57-1	81	71	16	44	310	9.7
2019-20	GaTech	28-28	984/35.1	157-330	.476	53-124	.427	81-108	.750	11	99	110	3.9	68-2	96	95	3	34	448	16.0
2020-21	GaTech	25-25	865/34.6	130-288	.451	57-142	.401	60-80	.750	18	90	108	4.3	43-0	83	65	7	31	377	15.1
TOTAL		85-76	2878/33.9	388-869	.446	152-373	.408	207-281	.737	42	282	324	3.8	168-3	260	231	26	109	1135	13.4

Single Game Highs

Statistic	Value	
Points	34	at Georgia 11/20/19
Rebounds	13	vs Georgia St. 11/25/20
Assists	8	vs Clemson 02/25/20, vs Florida A&M 12/18/20
Steals	5	at Clemson 02/12/21
Blocks	2	at Notre Dame 02/10/19, at Northwestern 11/28/18
FG Made	12	at Georgia 11/20/19
FG Attempts	25	vs Georgia St. 11/25/20
3FG Made	7	at Miami (FL) 02/20/21
3FG Attempts	12	vs Georgia St. 11/25/20
FT Made	8	vs Florida St. 01/30/21, vs Duke 03/02/21, at Clemson 02/12/21
FT Attempts	12	vs Florida St. 01/30/21



2020-21 Georgia Tech Men's Basketball
Individual Career Summaries
All games

Page 3/9
as of Mar 14, 2021

DIDENKO, David

				Field Goals		3-Point		F-Throws		Rebounds									Scoring	
SEASON	TEAM	GP-GS	MIN/AVG	FG-FGA	FG%	3FG-FGA	3FG%	FT-FTA	FT%	OFF	DEF	TOT	AVG	PF-FO	AST	TO	BLK	STL	PTS	AVG
2019-20	GaTech	6-0	25/4.2	1-8	.125	1-7	.143	0-0	.000	1	5	6	1.0	0-0	0	1	1	1	3	0.5
2020-21	GaTech	5-0	9/1.8	0-2	.000	0-2	.000	0-0	.000	0	2	2	0.4	0-0	0	0	0	0	0	0.0
TOTAL		11-0	34/3.1	1-10	.100	1-9	.111	0-0	.000	1	7	8	0.7	0-0	0	1	1	1	3	0.3

Single Game Highs

Statistic	Value	
Points	3	vs Morehouse 01/28/20
Rebounds	3	vs Morehouse 01/28/20
Steals	1	vs Morehouse 01/28/20
Blocks	1	vs Morehouse 01/28/20
FG Made	1	vs Morehouse 01/28/20
FG Attempts	5	vs Morehouse 01/28/20
3FG Made	1	vs Morehouse 01/28/20
3FG Attempts	4	vs Morehouse 01/28/20

GIGIBERIA, Saba

				Field Goals		3-Point		F-Throws		Rebounds									Scoring	
SEASON	TEAM	GP-GS	MIN/AVG	FG-FGA	FG%	3FG-FGA	3FG%	FT-FTA	FT%	OFF	DEF	TOT	AVG	PF-FO	AST	TO	BLK	STL	PTS	AVG
2020-21	GaTech	8-0	33/4.1	4-11	.364	1-2	.500	0-1	.000	4	10	14	1.8	10-0	2	2	0	0	9	1.1
TOTAL		8-0	33/4.1	4-11	.364	1-2	.500	0-1	.000	4	10	14	1.8	10-0	2	2	0	0	9	1.1

Single Game Highs

Statistic	Value	
Points	3	vs Clemson 01/20/21
Rebounds	6	vs Delaware St. 12/20/20
Assists	1	vs Delaware St. 12/20/20, at Miami (FL) 02/20/21
FG Made	1	4 times
FG Attempts	6	vs Delaware St. 12/20/20
3FG Made	1	vs Clemson 01/20/21
3FG Attempts	1	vs Delaware St. 12/20/20, vs Clemson 01/20/21
FT Attempts	1	vs Delaware St. 12/20/20



**2020-21 Georgia Tech Men's Basketball
Individual Career Summaries
All games**

Page 4/9
as of Mar 14, 2021

HOWARD, Rodney

				Field Goals		3-Point		F-Throws		Rebounds									Scoring	
SEASON	TEAM	GP-GS	MIN/AVG	FG-FGA	FG%	3FG-FGA	3FG%	FT-FTA	FT%	OFF	DEF	TOT	AVG	PF-FO	AST	TO	BLK	STL	PTS	AVG
2019-20	UGa	24-2	174/7.2	13-23	.565	0-0	.000	5-18	.278	15	20	35	1.5	31-0	3	10	15	2	31	1.3
2020-21	GaTech	18-2	136/7.5	12-24	.500	0-0	.000	5-7	.714	5	20	25	1.4	27-0	3	4	7	3	29	1.6
TOTAL FOR GaTech		18-2	136/7.5	12-24	.500	0-0	.000	5-7	.714	5	20	25	1.4	27-0	3	4	7	3	29	1.6
TOTAL		42-4	309/7.4	25-47	.532	0-0	.000	10-25	.400	20	40	60	1.4	58-0	6	14	22	5	60	1.4

Single Game Highs

Statistic	Value	
Points	8	at Miami (FL) 02/20/21
Rebounds	6	vs South Carolina 02/12/20
Assists	1	6 times
Steals	1	5 times
Blocks	4	vs N.C. Central 12/04/19
FG Made	4	at Miami (FL) 02/20/21
FG Attempts	7	at Miami (FL) 02/20/21
FT Made	2	4 times
FT Attempts	4	vs Western Caro. 11/05/19

JAMES, Jehloni

				Field Goals		3-Point		F-Throws		Rebounds									Scoring	
SEASON	TEAM	GP-GS	MIN/AVG	FG-FGA	FG%	3FG-FGA	3FG%	FT-FTA	FT%	OFF	DEF	TOT	AVG	PF-FO	AST	TO	BLK	STL	PTS	AVG
2019-20	GaTech	1-0	1/0.7	1-1	1.000	0-0	.000	0-0	.000	0	0	0	0.0	0-0	0	0	0	0	2	2.0
2020-21	GaTech	4-0	10/2.6	0-0	.000	0-0	.000	0-0	.000	1	3	4	1.0	2-0	0	0	0	0	0	0.0
TOTAL		5-0	11/2.2	1-1	1.000	0-0	.000	0-0	.000	1	3	4	0.8	2-0	0	0	0	0	2	0.4

Single Game Highs

Statistic	Value	
Points	2	vs Elon 11/11/19
Rebounds	3	at Miami (FL) 02/20/21
FG Made	1	vs Elon 11/11/19
FG Attempts	1	vs Elon 11/11/19



**2020-21 Georgia Tech Men's Basketball
Individual Career Summaries
All games**

Page 5/9
as of Mar 14, 2021

MAXWELL, Tristan

				Field Goals		3-Point		F-Throws		Rebounds										Scoring	
SEASON	TEAM	GP-GS	MIN/AVG	FG-FGA	FG%	3FG-FGA	3FG%	FT-FTA	FT%	OFF	DEF	TOT	AVG	PF-FO	AST	TO	BLK	STL	PTS	AVG	
2020-21	GaTech	1-0	8/8.2	0-2	.000	0-2	.000	3-3	1.000	0	0	0	0.0	0-0	0	0	0	0	3	3.0	
TOTAL		1-0	8/8.2	0-2	.000	0-2	.000	3-3	1.000	0	0	0	0.0	0-0	0	0	0	0	3	3.0	

Single Game Highs

Statistic		Value	
Points		3	vs Delaware St. 12/20/20
FG Attempts		2	vs Delaware St. 12/20/20
3FG Attempts		2	vs Delaware St. 12/20/20
FT Made		3	vs Delaware St. 12/20/20
FT Attempts		3	vs Delaware St. 12/20/20

MEDLOCK, Shaheed

				Field Goals		3-Point		F-Throws		Rebounds										Scoring	
SEASON	TEAM	GP-GS	MIN/AVG	FG-FGA	FG%	3FG-FGA	3FG%	FT-FTA	FT%	OFF	DEF	TOT	AVG	PF-FO	AST	TO	BLK	STL	PTS	AVG	
2016-17	GaTech	3-0	6/2.0	1-3	.333	0-0	.000	0-0	.000	0	1	1	0.3	3-0	0	0	0	0	2	0.7	
2018-19	GaTech	3-0	2/0.8	0-0	.000	0-0	.000	0-0	.000	0	0	0	0.0	1-0	0	0	0	0	0	0.0	
2019-20	GaTech	3-0	4/1.3	0-0	.000	0-0	.000	0-0	.000	0	0	0	0.0	2-0	0	1	0	0	0	0.0	
2020-21	GaTech	2-0	2/1.0	1-1	1.000	0-0	.000	0-0	.000	0	0	0	0.0	0-0	0	0	0	0	2	1.0	
TOTAL		11-0	14/1.3	2-4	.500	0-0	.000	0-0	.000	0	1	1	0.1	6-0	0	1	0	0	4	0.4	

Single Game Highs

Statistic		Value	
Points		2	vs Tusculum 02/07/17, vs Delaware St. 12/20/20
Rebounds		1	vs TCU 03/30/17
FG Made		1	vs Tusculum 02/07/17, vs Delaware St. 12/20/20
FG Attempts		3	vs Tusculum 02/07/17

MEKA, Jordan

				Field Goals		3-Point		F-Throws		Rebounds										Scoring	
SEASON	TEAM	GP-GS	MIN/AVG	FG-FGA	FG%	3FG-FGA	3FG%	FT-FTA	FT%	OFF	DEF	TOT	AVG	PF-FO	AST	TO	BLK	STL	PTS	AVG	
2020-21	GaTech	1-0	8/8.1	0-1	.000	0-0	.000	0-0	.000	0	1	1	1.0	0-0	0	0	0	0	0	0.0	
TOTAL		1-0	8/8.1	0-1	.000	0-0	.000	0-0	.000	0	1	1	1.0	0-0	0	0	0	0	0	0.0	

Single Game Highs

Statistic		Value	
Rebounds		1	vs Mercer 11/27/20
FG Attempts		1	vs Mercer 11/27/20



**2020-21 Georgia Tech Men's Basketball
Individual Career Summaries
All games**

Page 6/9
as of Mar 14, 2021

MOORE, Khalid

				Field Goals		3-Point		F-Throws		Rebounds										Scoring	
SEASON	TEAM	GP-GS	MIN/AVG	FG-FGA	FG%	3FG-FGA	3FG%	FT-FTA	FT%	OFF	DEF	TOT	AVG	PF-FO	AST	TO	BLK	STL	PTS	AVG	
2018-19	GaTech	31-10	509/16.4	40-84	.476	7-22	.318	42-64	.656	5	40	45	1.5	54-1	36	22	2	11	129	4.2	
2019-20	GaTech	29-12	491/16.9	31-89	.348	9-27	.333	24-47	.511	15	47	62	2.1	48-3	33	36	4	20	95	3.3	
2020-21	GaTech	24-10	566/23.6	37-99	.374	12-53	.226	26-41	.634	15	58	73	3.0	36-0	21	20	11	17	112	4.7	
TOTAL		84-32	1567/18.7	108-272	.397	28-102	.275	92-152	.605	35	145	180	2.1	138-4	90	78	17	48	336	4.0	

Single Game Highs

Statistic	Value	
Points	14	vs Florida A&M 12/09/18
Rebounds	9	vs Elon 11/11/19
Assists	6	vs Syracuse 12/07/19, vs Syracuse 02/27/21
Steals	6	at NC State 11/05/19
Blocks	3	vs Miami (FL) 03/11/21
FG Made	6	vs Florida A&M 12/09/18
FG Attempts	9	vs Notre Dame 03/12/19, vs Nebraska 12/04/19
3FG Made	2	6 times
3FG Attempts	6	vs Notre Dame 03/12/19, at Duke 01/26/21, vs Florida St. 03/13/21
FT Made	6	vs Wake Forest 01/05/19
FT Attempts	8	vs Georgia St. 11/25/20



**2020-21 Georgia Tech Men's Basketball
Individual Career Summaries
All games**

Page 7/9
as of Mar 14, 2021

PARHAM, Bubba

				Field Goals		3-Point		F-Throws		Rebounds									Scoring	
SEASON	TEAM	GP-GS	MIN/AVG	FG-FGA	FG%	3FG-FGA	3FG%	FT-FTA	FT%	OFF	DEF	TOT	AVG	PF-FO	AST	TO	BLK	STL	PTS	AVG
2017-18	VMI	30-30	895/29.8	145-363	.399	58-175	.331	91-114	.798	12	89	101	3.4	67-0	74	83	0	24	439	14.6
2018-19	VMI	32-32	1084/33.9	210-494	.425	116-292	.397	150-189	.794	10	99	109	3.4	60-0	112	82	1	20	686	21.4
2019-20	GaTech	31-6	822/26.5	54-151	.358	26-86	.302	26-30	.867	12	63	75	2.4	85-3	55	42	1	25	160	5.2
2020-21	GaTech	24-13	636/26.5	54-134	.403	31-92	.337	22-27	.815	14	47	61	2.5	57-0	35	12	0	23	161	6.7
TOTAL FOR GaTech		55-19	1457/26.5	108-285	.379	57-178	.320	48-57	.842	26	110	136	2.5	142-3	90	54	1	48	321	5.8
TOTAL		117-81	3437/29.4	463-1142	.405	231-645	.358	289-360	.803	48	298	346	3.0	269-3	276	219	2	92	1446	12.4

Single Game Highs

Statistic	Value	
Points	41	vs Western Caro. 03/08/19
Rebounds	9	at Stetson 11/23/18
Assists	9	vs The Citadel 03/02/19
Steals	4	at The Citadel 02/17/18
Blocks	1	vs UNC Greensboro 01/05/19, vs Morehouse 01/28/20
FG Made	13	at Western Caro. 02/23/19
FG Attempts	26	at Western Caro. 02/23/19
3FG Made	10	at Kentucky 11/18/18
3FG Attempts	16	at Kentucky 11/18/18
FT Made	17	vs Western Caro. 03/08/19
FT Attempts	18	vs Western Caro. 03/08/19

RICE, Malachi

				Field Goals		3-Point		F-Throws		Rebounds									Scoring	
SEASON	TEAM	GP-GS	MIN/AVG	FG-FGA	FG%	3FG-FGA	3FG%	FT-FTA	FT%	OFF	DEF	TOT	AVG	PF-FO	AST	TO	BLK	STL	PTS	AVG
2017-18	GaTech	6-0	6/1.0	0-1	.000	0-0	.000	0-0	.000	0	0	0	0.0	0-0	0	1	0	0	0	0.0
2018-19	GaTech	2-0	2/1.1	0-1	.000	0-0	.000	0-0	.000	0	0	0	0.0	1-0	0	0	0	0	0	0.0
2019-20	GaTech	1-0	1/1.1	0-0	.000	0-0	.000	0-0	.000	0	0	0	0.0	0-0	0	0	0	1	0	0.0
2020-21	GaTech	1-0	2/2.1	1-1	1.000	0-0	.000	1-2	.500	0	0	0	0.0	0-0	1	0	0	0	3	3.0
TOTAL		10-0	11/1.1	1-3	.333	0-0	.000	1-2	.500	0	0	0	0.0	1-0	1	1	0	1	3	0.3

Single Game Highs

Statistic	Value	
Points	3	vs Delaware St. 12/20/20
Assists	1	vs Delaware St. 12/20/20
Steals	1	vs Elon 11/11/19
FG Made	1	vs Delaware St. 12/20/20
FG Attempts	1	vs UTRGV 11/21/18, vs Florida A&M 12/17/17, vs Delaware St. 12/20/20
FT Made	1	vs Delaware St. 12/20/20
FT Attempts	2	vs Delaware St. 12/20/20



**2020-21 Georgia Tech Men's Basketball
Individual Career Summaries
All games**

Page 8/9
as of Mar 14, 2021

STURDIVANT, Kyle

				Field Goals		3-Point		F-Throws		Rebounds									Scoring	
SEASON	TEAM	GP-GS	MIN/AVG	FG-FGA	FG%	3FG-FGA	3FG%	FT-FTA	FT%	OFF	DEF	TOT	AVG	PF-FO	AST	TO	BLK	STL	PTS	AVG
2019-20	USC	21-0	175/8.3	16-46	.348	3-14	.214	8-9	.889	4	20	24	1.1	10-0	25	22	1	5	43	2.0
2020-21	GaTech	25-0	297/11.9	31-72	.431	8-22	.364	18-23	.783	2	22	24	1.0	25-0	27	15	1	5	88	3.5
TOTAL FOR GaTech		25-0	297/11.9	31-72	.431	8-22	.364	18-23	.783	2	22	24	1.0	25-0	27	15	1	5	88	3.5
TOTAL		46-0	472/10.3	47-118	.398	11-36	.306	26-32	.813	6	42	48	1.0	35-0	52	37	2	10	131	2.8

Single Game Highs

Statistic	Value	
Points	15	vs Kentucky 12/06/20
Rebounds	5	at Nebraska 12/09/20
Assists	5	vs FGCU 12/29/19
Steals	2	vs Florida St. 03/13/21
Blocks	1	at Washington 01/05/20, at Florida St. 12/15/20
FG Made	5	vs Kentucky 12/06/20
FG Attempts	6	4 times
3FG Made	2	vs LSU 12/21/19, vs Duke 03/02/21
3FG Attempts	4	vs LSU 12/21/19
FT Made	5	vs Florida St. 03/13/21
FT Attempts	6	vs Florida St. 03/13/21

USHER, Jordan

				Field Goals		3-Point		F-Throws		Rebounds									Scoring	
SEASON	TEAM	GP-GS	MIN/AVG	FG-FGA	FG%	3FG-FGA	3FG%	FT-FTA	FT%	OFF	DEF	TOT	AVG	PF-FO	AST	TO	BLK	STL	PTS	AVG
2017-18	USC	36-2	509/14.1	60-135	.444	27-66	.409	24-32	.750	21	50	71	2.0	65-0	34	25	4	18	171	4.8
2018-19	USC	12-2	290/24.2	38-84	.452	8-28	.286	19-27	.704	10	34	44	3.7	36-1	20	20	3	4	103	8.6
2019-20	GaTech	23-23	612/26.6	69-171	.404	9-44	.205	41-54	.759	17	84	101	4.4	58-1	49	58	6	18	188	8.2
2020-21	GaTech	25-25	732/29.3	114-233	.489	24-84	.286	35-52	.673	15	89	104	4.2	70-1	70	54	17	40	287	11.5
TOTAL FOR GaTech		48-48	1345/28.0	183-404	.453	33-128	.258	76-106	.717	32	173	205	4.3	128-2	119	112	23	58	475	9.9
TOTAL		96-52	2144/22.3	281-623	.451	68-222	.306	119-165	.721	63	257	320	3.3	229-3	173	157	30	80	749	7.8

Single Game Highs

Statistic	Value	
Points	22	vs CSU Bakersfield 11/25/18, at Santa Clara 12/18/18
Rebounds	10	vs Georgia St. 11/25/20
Assists	7	vs Syracuse 02/27/21
Steals	4	4 times
Blocks	4	vs Wake Forest 01/03/21
FG Made	8	vs CSU Bakersfield 11/25/18, vs Clemson 01/20/21
FG Attempts	16	vs Vanderbilt 11/11/18
3FG Made	5	vs Clemson 01/20/21
3FG Attempts	9	vs Western Ky. 03/19/18
FT Made	8	at Santa Clara 12/18/18
FT Attempts	8	vs CSU Bakersfield 11/25/18, at Santa Clara 12/18/18, vs Georgia St. 11/25/20



**2020-21 Georgia Tech Men's Basketball
Individual Career Summaries
All games**

Page 9/9
as of Mar 14, 2021

WRIGHT, Moses

SEASON	TEAM	GP-GS	MIN/AVG	Field Goals		3-Point		F-Throws		Rebounds									Scoring	
				FG-FGA	FG%	3FG-FGA	3FG%	FT-FTA	FT%	OFF	DEF	TOT	AVG	PF-FO	AST	TO	BLK	STL	PTS	AVG
2017-18	GaTech	25-10	414/16.6	35-114	.307	2-31	.065	19-35	.543	25	60	85	3.4	42-2	17	29	13	16	91	3.6
2018-19	GaTech	30-21	554/18.5	87-185	.470	5-24	.208	22-45	.489	23	89	112	3.7	37-0	23	34	19	13	201	6.7
2019-20	GaTech	31-31	941/30.4	169-318	.531	7-29	.241	58-94	.617	55	161	216	7.0	96-4	28	82	35	18	403	13.0
2020-21	GaTech	25-25	883/35.3	175-329	.532	12-29	.414	73-111	.658	79	122	201	8.0	66-3	57	41	41	37	435	17.4
TOTAL		111-87	2793/25.2	466-946	.493	26-113	.230	172-285	.604	182	432	614	5.5	241-9	125	186	108	84	1130	10.2

Single Game Highs

Statistic	Value	
Points	33	at Syracuse 02/22/20
Rebounds	19	vs Georgia St. 11/25/20
Assists	6	at Duke 01/26/21
Steals	6	vs Florida St. 01/30/21
Blocks	7	at Louisville 02/01/21
FG Made	14	at Syracuse 02/22/20, vs Syracuse 02/27/21
FG Attempts	25	vs Syracuse 02/27/21
3FG Made	2	vs Mercer 11/27/20, vs Clemson 01/20/21
3FG Attempts	4	vs Virginia Tech 02/17/18
FT Made	14	vs Georgia St. 11/25/20
FT Attempts	22	vs Georgia St. 11/25/20

MISCELLANEOUS

Starting Lineups

Game	Opponent	Result	C	F	G/F	G	G	Lineup#	Record
N25	GEORGIA STATE	L, 120-123 (4ot)	Howard	Wright	Usher	Devoe	Alvarado	1	0-1
N27	MERCER	L, 73-83	Howard	Wright	Usher	Devoe	Alvarado	1	0-2
D6	vs. Kentucky	W, 79-62	Wright	Usher	Devoe	Parham	Alvarado	2	1-0
D9	at Nebraska	W, 75-62	Wright	Usher	Devoe	Parham	Alvarado	2	2-0
D15	at Florida State	L, 61-74	Wright	Usher	Devoe	Parham	Alvarado	2	2-1
D18	FLORIDA A&M	W, 74-64	Wright	Usher	Devoe	Parham	Alvarado	2	3-1
D20	DELAWARE STATE	W, 97-69	Wright	Usher	Devoe	Parham	Alvarado	2	4-1
D23	at UAB	cancelled							
D30	NORTH CAROLINA	W, 72-67	Wright	Usher	Devoe	Parham	Alvarado	2	5-1
J3	WAKE FOREST	W, 70-54	Wright	Usher	Devoe	Parham	Alvarado	2	6-1
J6	at Notre Dame	postponed							
J9	at Louisville	postponed							
J12	PITTSBURGH	postponed							
J16	at NC State	postponed							
J20	CLEMSON	W, 83-65	Wright	Usher	Devoe	Parham	Alvarado	2	7-1
J23	at Virginia	L, 62-64	Wright	Usher	Devoe	Parham	Alvarado	2	7-2
J26	at Duke	L, 68-75	Wright	Usher	Devoe	Parham	Alvarado	2	7-3
J30	FLORIDA STATE	W, 76-65	Wright	Usher	Devoe	Moore	Alvarado	3	1-0
F1	at Louisville	L, 58-74	Wright	Usher	Devoe	Moore	Alvarado	3	1-1
F6	NOTRE DAME	W, 82-80	Wright	Usher	Devoe	Parham	Alvarado	2	8-3
F10	VIRGINIA	L, 49-57	Wright	Usher	Devoe	Parham	Alvarado	2	8-4
F12	at Clemson	L, 72-74	Wright	Usher	Devoe	Parham	Alvarado	2	8-5
F14	PITTSBURGH	W, 71-65	Wright	Usher	Devoe	Moore	Alvarado	3	2-1
F16	BOSTON COLLEGE	postponed							
F20	at Miami	W, 87-60	Wright	Usher	Devoe	Moore	Alvarado	3	3-1
F23	at Virginia Tech	W, 69-53	Wright	Usher	Devoe	Moore	Alvarado	3	4-1
F27	SYRACUSE	W, 84-77	Wright	Usher	Devoe	Moore	Alvarado	3	5-1
M2	DUKE	W, 81-77 (ot)	Wright	Usher	Devoe	Moore	Alvarado	3	6-1
M5	at Wake Forest	W, 75-63	Wright	Usher	Devoe	Moore	Alvarado	3	7-1
M11	vs. Miami	W, 70-66	Wright	Usher	Devoe	Moore	Alvarado	3	8-1
M12	vs. Virginia	cancelled							
M13	vs. Florida State	W, 80-75	Wright	Usher	Devoe	Moore	Alvarado	3	9-1
M19	vs. Loyola Chicago								

Specialty Stats (GT/Opp)

Game	Opponent	Paint	OffT0	2ndCh	FBreak	Bench
N25	GEORGIA STATE	50/64	28/24	30/21	16/34	21/26
N27	MERCER	32/28	12/10	11/8	11/9	14/21
D6	vs. Kentucky	36/20	33/4	3/8	19/7	19/11
D9	at Nebraska	26/28	15/6	12/17	7/6	13/22
D15	at Florida State	26/32	9/13	5/7	4/5	9/20
D18	FLORIDA A&M	34/16	6/13	22/6	10/14	5/22
D20	DELAWARE STATE	46/26	26/10	0/9	30/19	32/44
D23	at UAB	cancelled				
D30	NORTH CAROLINA	24/22	19/10	3/7	15/8	1/29
J3	WAKE FOREST	30/30	26/10	2/6	25/6	11/6
J6	at Notre Dame	postponed				
J9	at Louisville	postponed				
J12	PITTSBURGH	postponed				
J16	at NC State	postponed				
J20	CLEMSON	24/30	30/16	6/9	19/4	10/17
J23	at Virginia	26/28	11/7	5/5	9/4	4/13
J26	at Duke	32/36	8/12	4/8	13/15	11/17
J30	FLORIDA STATE	30/36	22/12	12/13	19/20	4/22
F1	at Louisville	22/24	8/7	9/20	10/0	8/24
F6	NOTRE DAME	48/48	14/15	6/7	22/10	8/7
F10	VIRGINIA	26/22	17/4	3/4	4/2	4/4
F12	at Clemson	34/28	21/15	2/4	10/2	2/25
F14	PITTSBURGH	28/32	18/17	5/9	4/8	13/4
F16	BOSTON COLLEGE	postponed				
F20	at Miami	48/26	24/7	13/6	15/6	18/2
F23	at Virginia Tech	32/24	19/8	7/10	8/6	6/7
F27	SYRACUSE	54/24	28/23	11/14	19/17	3/14
M2	DUKE	40/44	16/21	10/11	8/14	6/14
M5	at Wake Forest	48/28	15/13	7/4	14/8	12/15
M11	vs. Miami	38/30	16/9	6/6	14/5	16/6
M12	vs. Virginia	cancelled				
M13	vs. Florida State	38/34	31/6	16/18	17/4	10/29
M19	vs. Loyola Chicago					

Miscellaneous

	Opponent	Uniform Color	Tip	Large Lead	Large Deficit	Ties	Lead Changes	GT Led	Opp Led	Game Tied	1st GT Subs	On the Floor at the End
N25	GEORGIA STATE	White	GSU	8	11	17	13	17:58	30:17	12:45	Gigiberia - 16:01/1st	Devoe, Parham, Sturdivant, Usher, Gigiberia
N27	MERCER	White	Mer	2	19	2	2	0:30	37:28	2:02	Parham - 16:37/1st	Alvarado, Devoe, Parham, Usher, Wright
D6	vs. Kentucky	Gold	Ky	20	3	2	8	31:12	5:56	2:52	Moore - 16:12/1st	Alvarado, Parham, Devoe, Sturdivant, Moore
D9	at Nebraska	Navy	Neb	13	6	7	3	15:29	17:55	6:36	Sturdivant, Moore - 14:43/1st	Alvarado, Parham, Sturdivant, Moore, Wright
D15	at Florida State	Navy	FSU	16	3	2	2	2:07	35:43	2:10	Sturdivant, Moore - 14:12/1st	Alvarado, Devoe, Sturdivant, Usher, Gigiberia
D18	FLORIDA A&M	White	GT	17	-	-	-	38:29	-	1:31	Sturdivant, Moore, Gigiberia - 14:53/1st	Alvarado, Devoe, Parham, Usher, Wright
D20	DELAWARE STATE	White	GT	32	1	-	2	37:37	1:32	0:51	Sturdivant, Moore - 13:05/1st	Boyd, Broadway, James, Medlock, Rice
D23	at UAB	cancelled										
D30	NORTH CAROLINA	Gold*	NC	5	11	4	3	3:55	30:52	5:13	Moore, Howard - 15:14/1st	Alvarado, Devoe, Parham, Usher, Wright
J3	WAKE FOREST	White*	GT	26	2	2	4	37:50	0:56	1:14	Sturdivant - 9:54/1st	Sturdivant, Moore, Didenko, Howard, Gigiberia
J6	at Notre Dame	postponed										
J9	at Louisville	postponed										
J12	PITTSBURGH	postponed										
J16	at NC State	postponed										
J20	CLEMSON	White*	CL	22	3	3	8	33:57	3:35	2:28	Howard - 11:11/1st	Boyd, Broadway, Didenko, James, Medlock
J23	at Virginia	Gold*	VA	11	4	4	5	29:46	6:01	4:13	Moore - 13:07/1st	Alvarado, Devoe, Parham, Usher, Wright
J26	at Duke	Navy	GT	4	11	11	14	7:23	26:05	6:32	Moore - 15:30/1st	Alvarado, Parham, Devoe, Usher, Wright
J30	FLORIDA STATE	White	FSU	13	8	3	5	24:12	12:26	3:22	Howard - 14:58/1st	Alvarado, Devoe, Moore, Usher, Wright
F1	at Louisville	Gold	GT	7	20	5	10	8:24	28:09	3:30	Sturdivant - 12:00/1st	Alvarado, Devoe, Sturdivant, Howard, Wright
F6	NOTRE DAME	White	GT	3	17	3	6	3:19	35:18	1:23	Moore - 14:43/1st	Alvarado, Devoe, Parham, Sturdivant, Wright
F10	VIRGINIA	White	VA	6	8	2	4	23:51	13:32	2:37	Moore - 14:41/1st	Alvarado, Devoe, Parham, Usher, Wright
F12	at Clemson	Navy	GT	9	3	8	11	30:33	4:49	4:38	Moore, Howard - 12:33/1st	Alvarado, Devoe, Parham, Usher, Wright
F14	PITTSBURGH	White*	PITT	11	5	5	1	25:28	8:59	5:33	Howard - 16:00/1st	Alvarado, Devoe, Moore, Parham, Wright
F16	BOSTON COLLEGE	postponed										
F20	at Miami	Gold	MIA	36	-	-	-	39:13	-	0:47	Parham, Howard - 14:01/1st	Sturdivant, Didenko, James, Howard, Gigiberia
F23	at Virginia Tech	Navy	VT	17	6	4	5	22:07	12:26	5:27	Parham, Howard - 14:59/1st	Sturdivant, Didenko, James, Howard, Gigiberia
F27	SYRACUSE	White	GT	14	5	2	4	31:29	7:52	0:39	Parham - 14:25/1st	Devoe, Parham, Sturdivant, Usher, Wright
M2	DUKE	White	DU	8	6	8	11	18:31	19:35	6:54	Parham, Sturdivant - 14:45/1st	Alvarado, Devoe, Moore, Usher, Wright
M5	at Wake Forest	Navy	GT	13	4	5	7	27:49	6:43	5:48	Parham, Howard - 15:17/1st	Alvarado, Devoe, Parham, Usher, Wright
M11	vs. Miami	White	MIA	8	7	7	8	21:06	14:25	4:29	Parham, Sturdivant, Howard - 15:47/1st	Alvarado, Parham, Sturdivant, Usher, Howard
M12	vs. Virginia	cancelled										
M13	vs. Florida State	Navy	FSU	7	9	6	6	18:20	18:01	3:39	Howard - 14:32/1st	Alvarado, Devoe, Sturdivant, Usher, Wright
M19	vs. Loyola Chicago											

*retro gold or white uniform

ROSTER AT-A-GLANCE

NUMERICAL

No.	Name	Pos.	Ht.	Wt.	Cl.	Exp.	Hometown (High School/College)
0	Michael Devoe	G	6-5	197	Jr.	2VL	Orlando, Fla. (Montverde Academy)
1	Kyle Sturdivant	G	6-2	198	So.	TR	Norcross, Ga. (Norcross HS/Southern California)
2	Saba Gigiberia	C/F	7-1	250	Fr.	HS	Tbilisi, Georgia (Prolific Preparatory School [Napa, Calif.])
3	Bubba Parham	G	5-10	160	Sr.	1VL	Snellville, Ga. (Brookwood HS/VMI)
4	Jordan Usher	G/F	6-7	213	Sr.	1VL	Canton, Ga. (Wheeler HS/Southern California)
5	Moses Wright	F	6-9	233	Sr.	3VL	Raleigh, N.C. (William G. Enloe HS)
10	Jose Alvarado	G	6-0	179	Sr.	3VL	Brooklyn, N.Y. (Christ the King HS)
11	Tristan Maxwell	G	6-2	209	Fr.	HS	Charlotte, N.C. (North Mecklenburg HS)
12	Khalid Moore	F	6-7	200	Jr.	2VL	Briarwood, N.Y. (Archbishop Molloy HS)
13	Coleman Boyd	G	6-1	173	So.	1VL	Smyrna, Ga. (Mt. Bethel Christian Academy)
14	David Didenko	F	6-9	233	Jr.	1VL	Yakutsk, Russia (Boca Raton [Fla.] Community School/Palm Beach State)
23	Jordan Meka	F	6-8	224	Fr.	HS	Yaoundé, Cameroon (Mt. Bethel Christian Academy [Marietta, Ga.])
24	Rodney Howard	F	6-10	241	So.	TR	Ypsilanti, Mich. (Legacy Charter School [Greenville, S.C.]/Georgia)
34	Niko Broadway	G	6-3	195	So.	1VL	Atlanta, Ga. (St. Pius X HS)
35	Jehloni James	F	6-6	180	So.	HS	Sugar Hill, Ga. (Lanier HS)
45	Shaheed Medlock	G	6-5	196	Sr.	3VL	Chicago, Ill. (Ware County HS, Waycross, Ga.)
55	Malachi Rice	G	6-0	186	Sr.	3VL	Indianapolis, Ind. (Brebeuf Jesuit Preparatory School)

ALPHABETICAL

No.	Name	Pos.	Ht.	Wt.	Cl.	Exp.	Hometown (High School/College)
10	Jose Alvarado	G	6-0	179	Sr.	3VL	Brooklyn, N.Y. (Christ the King HS)
13	Coleman Boyd	G	6-1	173	So.	1VL	Smyrna, Ga. (Mt. Bethel Christian Academy)
34	Niko Broadway	G	6-3	195	So.	1VL	Atlanta, Ga. (St. Pius X HS)
0	Michael Devoe	G	6-5	197	Jr.	2VL	Orlando, Fla. (Montverde Academy)
14	David Didenko	F	6-9	233	Jr.	1VL	Yakutsk, Russia (Boca Raton [Fla.] Community School/Palm Beach State)
2	Saba Gigiberia	C/F	7-1	250	Fr.	HS	Tbilisi, Georgia (Prolific Preparatory School [Napa, Calif.])
24	Rodney Howard	F	6-10	241	So.	TR	Ypsilanti, Mich. (Legacy Charter School [Greenville, S.C.]/Georgia)
35	Jehloni James	F	6-6	180	So.	HS	Sugar Hill, Ga. (Lanier HS)
11	Tristan Maxwell	G	6-2	209	Fr.	HS	Charlotte, N.C. (North Mecklenburg HS)
45	Shaheed Medlock	G	6-5	196	Sr.	3VL	Chicago, Ill. (Ware County HS, Waycross, Ga.)
23	Jordan Meka	F	6-8	224	Fr.	HS	Yaoundé, Cameroon (Mt. Bethel Christian Academy [Marietta, Ga.])
12	Khalid Moore	F	6-7	200	Jr.	2VL	Briarwood, N.Y. (Archbishop Molloy HS)
3	Bubba Parham	G	5-10	160	Sr.	1VL	Snellville, Ga. (Brookwood HS/VMI)
55	Malachi Rice	G	6-0	186	Sr.	3VL	Indianapolis, Ind. (Brebeuf Jesuit Preparatory School)
1	Kyle Sturdivant	G	6-2	198	So.	TR	Norcross, Ga. (Norcross HS/Southern California)
4	Jordan Usher	G/F	6-7	213	Sr.	1VL	Canton, Ga. (Wheeler HS/Southern California)
5	Moses Wright	F	6-9	233	Sr.	3VL	Raleigh, N.C. (William G. Enloe HS)

Head Coach: Josh Pastner (Arizona, 1997), 5th season

Associate Head Coach: Eric Reveno (Stanford, 1989), 5th season

Assistant Coach: Julian Swartz (Carroll College, 2005), 5th season

Assistant Coach: Anthony Wilkins (Kent State, 2013), 3rd season

Director of Operations: Tyler Benson (St. Bonaventure, 2009), 5th season

Associate Director of Player Personnel: B.J. Elder (Georgia Tech, 2014), 2nd season

Director of Scouting: Hayden Sheridan (Arizona, 2016), 3rd season

Player Development Coach: Dr. Dan Taylor (Franklin Pierce, 2002), 5th season

Athletic Trainer: Richard Stewart (Salisbury, 2005), 14th season

Pronunciations

Jose Alvarado	AL-vuh-ROD-oh
David Didenko	duh-DENK-oh
Saba Gigiberia	SOB-uh GEE-GEE-buh-REE-uh (hard G)
Jordan Meka	MECK-uh
Khalid Moore	kuh-LEED
Bubba Parham	PAR-um
Eric Reveno	REV-uh-no
Malachi Rice	MAL-uh-kye

BY CLASS

Sophomore: Coleman Boyd, Niko Broadway, Rodney Howard, Jehloni James, Kyle Sturdivant

Juniors: Michael Devoe, David Didenko, Khalid Moore

Seniors: Jose Alvarado, Shaheed Medlock, Bubba Parham, Malachi Rice, Jordan Usher, Moses Wright

Freshmen: Saba Gigiberia, Tristan Maxwell, Jordan Meka

BY STATE/COUNTRY

Cameroon: Jordan Meka (by way of Marietta, Ga.)

Florida: Michael Devoe

Georgia: Coleman Boyd, Niko Broadway, Rodney Howard, Jehloni James, Bubba Parham, Kyle Sturdivant, Jordan Usher

Georgia (Republic of): Saba Gigiberia

Illinois: Shaheed Medlock

Indiana: Malachi Rice

New York: Jose Alvarado, Khalid Moore

North Carolina: Tristan Maxwell, Moses Wright

Russia: David Didenko (by way of Florida)

BY MAJOR

Aerospace Engineering: Jehloni James, Kyle Sturdivant

Business Administration: Coleman Boyd, Michael Devoe, David Didenko, Tristan Maxwell, Shaheed Medlock, Jordan Meka, Khalid Moore, Malachi Rice, Jordan Usher, Moses Wright

History, Technology & Society: Bubba Parham

Industrial Design: Saba Gigiberia

Industrial Engineering: Niko Broadway

Literature, Media & Communication: Jose Alvarado

Public Policy: Rodney Howard

BY HEIGHT

5-10	Bubba Parham
6-0	Jose Alvarado, Malachi Rice
6-1	Coleman Boyd
6-2	Tristan Maxwell, Kyle Sturdivant
6-3	Niko Broadway
6-5	Michael Devoe, Shaheed Medlock
6-6	Jehloni James
6-7	Khalid Moore, Jordan Usher
6-8	Jordan Meka
6-9	David Didenko, Moses Wright
6-10	Rodney Howard
7-1	Saba Gigiberia

RADIO/TV ROSTER



Jose Alvarado
G • 6-0 • Sr.

10



Coleman Boyd
G • 6-1 • So.

13




Niko Broadway
G • 6-3 • So.

34




Michael Devoe
G • 6-5 • Jr.

0




David Didenko
F • 6-9 • Jr.

14



Saba Gigiberia
C • 7-1 • Fr.

2



Rodney Howard
F • 6-10 • So.

24



Jehloni James
F • 6-6 • So.

35



Tristan Maxwell
G • 6-2 • Fr.

11



Shaheed Medlock
G • 6-5 • Sr.

45



Jordan Meka
F • 6-8 • Fr.

23




Khalid Moore
F • 6-7 • Jr.

12




Bubba Parham
G • 5-10 • Sr.

11



Malachi Rice
G • 6-0 • Sr.

55




Kyle Sturdivant
G • 6-2 • So.

1



Jordan Usher
G/F • 6-7 • Sr.

4



Moses Wright
F • 6-9 • Sr.

5



Josh Pastner
Head Coach



Eric Reveno
Associate Head Coach



Julian Swartz
Assistant Coach



Anthony Wilkins
Assistant Coach



Tyler Benson
Director of Operations



B.J. Elder
Director of Player Personnel



Hayden Sheridan
Director of Scouting

RADIO/TV CHEAT SHEET



0

MICHAEL DEVOE**Guard • 6-5 • 197 • Junior • Orlando, Fla.**

Yr	GP/GS	PPG	RPG	APG	FG%	3FG%	FT%
2020-21	25/25	15.1	4.3	3.3	.451	.401	.750
Season Highs	Pts: 29		Reb: 13		Ast: 8		Min: 47:36
Last Game:	20 pts, 8-12 FG, 2-4 3pt FG, 3 ast, 2 stl in 37:14 vs. FSU						



1

KYLE STURDIVANT**Guard • 6-2 • 198 • Sophomore • Norcross, Ga.**

Yr	GP/GS	PPG	RPG	APG	FG%	3FG%	FT%
2020-21	25/0	3.5	1.0	1.1	.431	.364	.783
Season Highs	Pts: 15		Reb: 5	Ast: 3	Min: 29:43		
Last Game:	5 pts, 5-6 FT, 2 ast, 2 stl in 20:08 vs. FSU						



2

SABA GIGIBERIA**Center • 7-1 • 250 • Freshman • Tbilisi, Georgia**

Yr	GP/GS	PPG	RPG	BK/G	FG%	3FG%	FT%
2020-21	8/0	1.1	1.8	0.0	.364	.500	.000
Season Highs	Pts: 3		Reb: 6		Ast: 1		Min: 10:01
Last Game: DNP vs. MIA							



3

BUBBA PARHAM**Guard • 5-10 • 160 • Senior • Snellville, Ga.**

Yr	GP/GS	PPG	RPG	APG	FG%	3FG%	FT%
2020-21	24/13	6.7	2.5	1.5	.403	.337	.815
Season Highs	Pts: 17		Reb: 8		Ast: 5		Min: 46:44
Last Game:	5 pts, 2-4 FG, 1-3 3pt FG, 1 stl in 9:23 vs. FSU						



4

JORDAN USHER**Guard/Forward • 6-7 • 213 • Senior • Canton, Ga.**

Yr	GP/GS	PPG	RPG	APG	FG%	3FG%	FT%
2020-21	25/25	11.5	4.2	2.8	.489	.286	.673
Season Highs	Pts: 21		Reb: 10		Ast: 7		Min: 39:29
Last Game:	15 pts, 5-13 FG, 4-4 FT, 3 reb, 3 ast, 2 stl in 32:35 vs. FSU						



5

MOSES WRIGHT**Forward • 6-9 • 233 • Senior • Raleigh, N.C.**

Yr	GP/GS	PPG	RPG	BK/G	FG%	3FG%	FT%
2020-21	25/25	17.4	8.0	1.6	.532	.414	.658
Season Highs	Pts: 31		Reb: 19		Blk: 7		Min: 53:51
Last Game:	15 pts, 5-13 FG, 5-9 FT, 8 reb, 2 ast, 3 blk in 36:03 vs. FSU						



10

JOSE ALVARADO**Guard • 6-0 • 179 • Senior • Brooklyn, N.Y.**

Yr	GP/GS	PPG	RPG	APG	FG%	3FG%	FT%
2020-21	25/25	15.3	3.6	4.1	.506	.389	.846
Season Highs	Pts: 29		Reb: 10		Ast: 8		Min: 58:22
Last Game:	13 pts, 4-11 FG, 5-7 FT, 5 reb, 3 ast, 5 stl in 40 min vs. FSU						



11

TRISTAN MAXWELL**Guard • 6-2 • 209 • Freshman • Charlotte, N.C.**

Yr	GP/GS	PPG	RPG	APG	FG%	3FG%	FT%
2020-21	1/0	3.0	0.0	0.0	.000	.000	1.000
Season Highs	Pts: 3		Reb: 0		Ast: 0		Min: 8:12
Last Game: DNP vs. MIA							



12

KHALID MOORE**Forward • 6-7 • 200 • Junior • Briarwood, N.Y.**

Yr	GP/GS	PPG	RPG	APG	FG%	3FG%	FT%
2020-21	24/10	4.7	3.0	0.9	.374	.226	.634
Season Highs	Pts: 11		Reb: 8	Ast: 6	Min: 37:35		
Last Game: 7 pts, 3-8 FG, 1-6 3pt FG, 2 reb in 18:16 vs. FSU							



14

DAVID DIDENKO**Forward • 6-9 • 233 • Junior • Yakutsk, Russia**

Yr	GP/GS	PPG	RPG	APG	FG%	3FG%	FT%
2020-21	5/0	0.0	0.4	0.0	.000	.000	.000
Season Highs	Pts: 0		Reb: 1		Ast: 0		Min: 3:48
Last Game: DNP at WF							



23

JORDAN MEKE**Forward • 6-8 • 224 • Freshman • Yaoundé, Cameroon**

Yr	GP/GS	PPG	RPG	APG	FG%	3FG%	FT%
2020-21	1/0	0.0	1.0	0.0	.000	.000	.000
Season Highs	Pts: 0		Reb: 0		Ast: 0		Min: 0
Last Game: out for season (back injury)							



24

RODNEY HOWARD**Forward • 6-10 • 241 • Sophomore • Ypsilanti, Mich.**

Yr	GP/GS	PPG	RPG	BK/G	FG%	3FG%	FT%
2020-21	18/2	1.6	1.4	0.2	.500	.000	.714
Season Highs	Pts: 8		Reb: 5		Blk: 3		Min: 16:35
Last Game:	0 pts, 0 reb in 6:21 vs. FSU						

Notes

- ACC Tournament Outstanding Player; earned honorable mention All-ACC for the second straight year
- Averaging 15.9 ppg in ACC games (8th in ACC), No. 3 in 3pt FG made (2.47 pg), hitting 41.2 pct.
- Averaged 20 ppg in 3 games vs. FSU, including 20 in ACC championship game (8-12 FG, 2-4 3pt FG)
- Eight 20-point games this season, hit career-high 7 3pt FG (7-11) at Miami, 6-of-7 vs. Clemson on J20

Notes

- Transfer from USC, played in every game this season, All-ACC Academic Team
- High-game 15 pts (5-6 FG), 3 ast vs. Kentucky; scored 7 pts each (5-9 FG) vs. WF & CL
- Last 4 games: 5.0 ppg, 5-13 FG, 3-4 3pt FG, 7-8 FT, 5 assists/1 turnover (played 20 min in ACC champ game)
- First alumnus of Norcross (Ga.) HS to attend Tech since Gani Lawal (2007-10)

Notes

- Four-star post prospect originally from the Republic of Georgia, played in 8 games this season
- Played two years of HS basketball in the United States., senior year at Prolific Prep in Napa, Calif.
- Ranked as high as No. 72 nationally (247Sports) and No. 14 at his position
- Has a 7-foot-4 wingspan

Notes

- Has 12 career double-digit games, 6 this season; scored 12 at Clemson, 11 vs. Pitt (7-17 FG, 4-11 3pt FG)
- Started 13 games this season (19 for his Tech career), missed J30 FSU game due to death in family
- Has turned the ball over just 12 times all season, 35 assists (14 games with no turnovers)
- Former All-SoCon performer at VMI, has 1,439 career points, 230 career 3pt FG

Notes

- ACC All-Tournament first team; scored 15 points each vs. Miami and FSU (12-27 FG, 5 ast, 4 stl combined)
- Has reached double figures in points in 25 games at Tech, including 17 this season (12 vs. ACC teams)
- Last 5 games: 15.4 ppg, 4.4 rpg, 31-50 FG, 4-17 3pt FG, 15 assists, 11 steals
- In ACC games: 11.6 ppg, 49.7% FG, 31.1% 3pt FG, 64.5% FT, 3.8 rpg, 2.8 apg, 1.6 spg

Notes

- ACC Player of the Year, first since 1990; first-team All-ACC, first since 2001; ACC All-Defensive Team
- No. 3 in ACC in scoring, No. 4 in rebound avg., No. 4 in FG pct., No. 7 steals, No. 6 blocks, No. 6 minutes
- 7 double-doubles (31/19 Ga St, 12/14 Duke, 15/16 LOU, 14/12 MIA, 26/10 VT, 31/16 vs. Syr, 29/14 DU)
- In ACC games: 16.9 ppg, 8.3 rpg, 2.4 apg, 1.6 spg, 52.8% FG, 65.5% FT

Notes

- ACC Defensive Player of the Year, second-team All-ACC, ACC All-Defensive Team, ACC All-Tournament (2nd team)
- Top 10 ACC ranking in 7 stat categories - No. 9 ppg, No. 6 FG%, No. 1 FT%, No. 6 apg, No. 1 stl/g, No. 3 min
- Eight 20-point games this season - 5 vs. ACC teams (20 vs. UNC, 25 vs. WF, 20 at UVA, 26 at Duke, 21 vs. FSU)
- In ACC games: 14.4 ppg, 3.6 rpg, 4.2 apg, 3.1 spg, 52.6% FG, 40.3% 3pt FG, 87.2% FT

Notes

- Consensus N.C. state high school player of the year as a senior (played only 1 game due to right foot injury)
- Led North Mecklenburg HS to the state championship game, which was never held due to Covid-19
- North Mecklenburg's all-time leading scorer (2,253), NC HS record for 3pt FG (331)
- Led North Mecklenburg to 104-12 record in his four years on the varsity team

Notes

- Versatile player who does a little of everything; started Tech's last 7 games, 9 this season, 31 during his career
- Scored season high 11 pts (5-7 FG), 8 reb at Nebraska, 11 pts (2-2 3pt FG) vs. Delaware State
- Last 8 games: 5.6 ppg, 3.6 rpg, 16-39 FG, 4-20 3pt FG, 11 assists
- Attended alma mater of legendary Tech guard Kenny Anderson, played on same AAU team as Jose Alvarado

Notes

- Transferred from Palm Beach State CC in Florida with two years of eligibility remaining at Tech
- Native of Yakutsk, Russia, emigrated to the United States in 2010, attended HS in Boca Raton
- Played in six games in 2019-20, four this season
- Scored his first points at Tech vs. Morehouse on a 3-pointer, grabbed 3 rebounds

Notes

- Spent all four years of HS at Mt. Bethel Christian Academy in Kennesaw, Ga. (out for season with back injury)
- Four-time all-state and all-Atlanta metro performer who set school records for points, rebounds, blocked shots
- Led Mt. Bethel to two Georgia Independent Christian Athletic Association state titles, one trip to class A semifinals
- Has 7-foot-1 wingspan

Notes

- Transfer from Georgia, has three years of eligibility at Tech beginning this season; played in 18 games (12 ACC)
- Season-high 8 pts at Miami (4-7 FG), season-high 5 rebounds with 6 points at Wake Forest (2-2 FG, 2-2 FT)
- Played in 24 games with two starts at UGA, finished 2nd on team in blocked shots (15) despite limited minutes
- Born in Michigan, attended HS in Georgia until senior year (Legacy Charter in S.C.)