



# GEORGIA TECH BASKETBALL 2020-21

ACC Champions 1985, 1990, 1993 • Final Four 1990, 2004 • 16 NCAA Tournament appearances

## 2020-21 Schedule/Results

N25	GEORGIA STATE	RSN	L, 120-123 (4 ot)
N27	MERCER	RSN	L, 73-83
D6	vs. Kentucky# (20/na)	ESPN	W, 79-62
D9	at Nebraska+	ESPN2	W, 75-64
D15	at Florida State (15/15)	ACCN	L, 61-74
D18	FLORIDA A&M	RSN	W, 74-64
D20	DELAWARE STATE	ACCN	W, 97-69
D23	at UAB	CBSSN	cancelled
D30	NORTH CAROLINA (rv/rv)	RSN	W, 72-67
J3	WAKE FOREST	ACCN	W, 70-54
J6	at Notre Dame	RSN	postponed
J9	at Louisville (rv/25)	ACCN	postponed
J13	PITTSBURGH	ACCN	postponed
J16	at NC State (rv/nr)	RSN	postponed
J20	CLEMSON (20/22)	RSN	W, 83-65
J23	at Virginia (13/12)	ACCN	L, 62-64
J26	at Duke	ESPN	L, 68-75
J30	FLORIDA STATE (16/16)	ACCN	W, 76-65
F1	at Louisville (rv/rv)	ACCN	L, 58-74
F6	NOTRE DAME	ACCN	W, 82-80
F10	VIRGINIA (9/9)	RSN	L, 49-57
F12	at Clemson (rv/rv)	ACCN	L, 72-74
F14	PITTSBURGH	ACCN	W, 71-65
F17	BOSTON COLLEGE	ACCN	postponed
F20	at Miami	RSN	W, 87-60
F23	at Virginia Tech (16/15)	RSN	W, 69-53
F27	SYRACUSE	ACCN	W, 84-77
M2	DUKE	ACCN	W, 81-77 (ot)
M5	at Wake Forest	ACCN	W, 75-63
M11	vs. Miami*	ESPN2	W, 70-66
M12	vs. Virginia (16/15)*	ESPN2	cancelled
M13	vs. Florida State (15/13)*	ESPN	8:30 p.m.

#Holiday Hoopsaving (State Farm Arena, Atlanta, Ga.); +ACC/Big Ten Challenge

\*ACC Tournament (Greensboro Coliseum, Greensboro, N.C.)

All times Eastern; home games in ALL CAPS

(AP/coaches) - rankings in AP/coaches polls at time of game, current rankings for upcoming games (rv=receiving votes)

**TV:** ESPN

Play-by-play Dan Shulman  
Analyst Jay Bilas

**RADIO:** Learfield IMG College/WCNC-Radio

Play-by-play Andy Demetra  
Analyst Randy Waters  
Engineer Miller Pope  
In Atlanta 680 AM, 93.7 FM  
Satellite Radio Ch. 80 (internet 80)  
Online GT Gameday App, Rambliwreck.com  
Tuneln buzz.gt/LiveTuneln

## COMMUNICATIONS

GTMBB contact Mike Stamus  
Phone 404-894-5445 (ofc), 404-218-9723 (cell)  
E-mail mstamus@athletics.gatech.edu

## SOCIAL MEDIA: #TogetherWeSwarm

Official Twitter @GTMBB / @GTJoshPastner  
Facebook gtmensbasketball  
Instagram gtmensbasketball

## GEORGIA TECH (16-8, 11-6 ACC) vs. #15/13 FLORIDA STATE (16-5, 11-4 ACC) ACC TOURNAMENT • Game 25 • March 13, 2021 • 8:30 p.m. EST

### Tech Seeking Fourth ACC Championship

Seeking the fourth Atlantic Coast Conference championship in team history and first since 1993, Georgia Tech faces 15th-ranked Florida State for the title at 8:30 p.m. Saturday at the Greensboro Coliseum. The No. 4-seeded Yellow Jackets opened the tournament with a 70-66 quarterfinal victory Thursday over Miami, and advanced to the title game after Fridays semifinal contest against Virginia was cancelled.

**Georgia Tech update** - The Yellow Jackets, winners of seven straight games and 10-5 since its 17-day COVID pause in January, grabbed its highest ACC finish since the 2004 national runner-up team also finished fourth, and have a NCAA NET ranking of No. 38. Tech's current surge began with a 71-65 home win over Pitt on Feb. 14, and continued with a pair of big road wins at Miami (87-60) and No. 16 Virginia Tech (69-53), home wins over Syracuse (84-77) and Duke (81-77) and a 75-63 win at Wake Forest to finish the regular season.

**Florida State update** - The No. 2-seeded Seminoles advanced to the championship game by outlasting North Carolina, 69-66, in Friday's semifinal game. FSU's quarterfinal game was cancelled after Duke had to pull out of the tournament due to a positive COVID test. The Seminoles entered the tournament with losses in two of their last three regular season games, losses at North Carolina (78-70) and Notre Dame (83-

### GAME INFORMATION

Event site	Greensboro Coliseum, Greensboro, N.C.
Tech in the ACC Tournament	27-37 (3-3 as No. 4 seed)
Tech in Greensboro	10-17
Series vs. Florida State	FSU leads, 44-29
In the ACC Tournament	FSU leads, 2-0
In 2020-21	FSU won 74-61 in Tallahassee, GT won 76-65 in Atlanta

### GEORGIA TECH YELLOW JACKETS

Rankings (AP/coaches/KenPom/NET)	nr   nr   35   38
Record breakdown	10-3 home   4-5 road   2-0 neutral
Head coach	Josh Pastner (Arizona, 1997)
Career record/at GT	248-148   (12th yr)   81-75   (5th yr)
Pastner vs. FSU	2-5
Pastner in the ACC Tournament	1-3

! On-court record - 22 wins and 1 loss vacated by NCAA Committee on Infractions

### FLORIDA STATE SEMINOLES

Rankings (AP/coaches/KenPom/NET)	15   13   13   24
Record breakdown	12-1 home   3-4 road   1-0 neutral
Head coach	Leonard Hamilton (Tennessee-Martin, 1971)
Career record/at FSU	576-436 (33rd yr)   376-226 (19th yr)
Hamilton vs. Tech	18-9

## ROSTER AT-A-GLANCE (#indicates probable starters)

<b>10</b>	Jose Alvarado#	G	6-0	179	Sr.	Brooklyn, N.Y.	15.4 ppg....4.2 apg
	> ACC Defensive POY; 2nd-team All-ACC; No. 9 in ACC scoring, No. 6 FG% No. 6 assists, No. 1 FT%, No. 1 steals						
<b>34</b>	Niko Broadway	G	6-3	180	So.	Atlanta, Ga.	0.0 ppg....0.0 rpg
	> Non-scholarship player 2nd year at Tech, played in 2 games this season						
<b>13</b>	Coleman Boyd	G	6-1	173	So.	Smyrna, Ga.	0.0 ppg....0.0 apg
	> Non-scholarship player 2nd year at Tech, played in 2 games this season						
<b>0</b>	Michael Devoe#	G	6-5	193	Jr.	Orlando, Fla.	14.9 ppg....3.3 apg
	> HM All-ACC; Tech's No. 2 scorer in ACC games (16.12 ppg), No. 3 in 3pt FGM (2.5) and 3pt pct. (.412)						
<b>14</b>	David Didenko	F	6-9	232	Jr.	Yakutsk, Russia	0.0 ppg....0.4 rpg
	> Signed with Tech out of Palm Beach State Community College, played in 5 games this season						
<b>2</b>	Saba Gigiberia	C	7-1	250	Fr.	Tbilisi, Georgia	1.1 ppg....1.8 rpg
	> Four-star prospect played senior year at Prolific Prep Academy in Napa, Calif., played in 8 games						
<b>24</b>	Rodney Howard	F	6-10	241	So.	Ypsilanti, Mich.	1.7 ppg....1.5 rpg
	> Transfer from Georgia, played in 17 games (12 ACC games, 6.9 mpg), 8 pts at Miami, 6pts/5 reb at WF						
<b>35</b>	Jehloni James	F	6-8	180	So.	Sugar Hill, Ga.	0.0 ppg....1.0 rpg
	> Non-scholarship forward in his 2nd year with the program, played in 4 games this season						
<b>11</b>	Tristan Maxwell	G	6-2	209	Fr.	Huntersville, N.C.	3.0 ppg....0.0 rpg
	> Consensus N.C. state POY; all-time leading scorer/3-pt shooter at North Mecklenburg HS; out with foot injury						
<b>45</b>	Shaheed Medlock	G	6-5	196	Sr.	Chicago, Ill.	1.0 ppg....0.0 rpg
	> Non-scholarship player in his third year with the program, played in 2 games this season						
<b>23</b>	Jordan Meka	F	6-8	224	Fr.	Yaounde, Cameroon	0.0 ppg....1.0 rpg
	> Multi-yr all-state at Mt. Bethel Christian (Marietta, Ga.); holds school records in pts, rebs, blks; out with back inj.						
<b>12</b>	Khalid Moore#	F	6-7	203	Jr.	Briarwood, N.Y.	4.6 ppg....3.1 rpg
	> Started last 7 games (5.4 ppg, 3.9 rpg, 1.6 apg); season-high in ACC game - 9 pts vs. Duke & Syracuse;						
<b>3</b>	Bubba Parham	G	5-10	160	Sr.	Snellville, Ga.	6.8 ppg....1.5 apg
	> Scored in double digits in 6 games; 89 3pt FGA 3rd on team (33.7%); has 35 assists, just 11 turnovers						
<b>55</b>	Malachi Rice	G	6-0	186	Sr.	Indianapolis, Ind.	3.0 ppg....0.0 rpg
	> Non-scholarship player in his 4th year with the program, played in 1 game this season						
<b>1</b>	Kyle Sturdivant	G	6-2	198	So.	Norcross, Ga.	3.5 ppg....1.0 apg
	> Transfer from USC; season-hi 15 pts (5-6 FG, 4-4 FT) vs. Ky; 10.9 mpg, 3.4 ppg in ACC games						
<b>4</b>	Jordan Usher#	G/F	6-7	220	Sr.	Canton, Ga.	11.3 ppg....4.2 rpg
	> Double-figure scoring in 16 games, including last 5 straight; shooting 49.5% FG (49.7% in ACC games)						
<b>5</b>	Moses Wright#	F	6-9	230	Sr.	Raleigh, N.C.	17.5 ppg....8.0 rpg
	> ACC Player of the Year; No. 3 in the ACC in scoring, No. 4 in rebound avg, No. 4 FG% (54.4), 7 double-doubles						

## TECH NOTEBOOK

## Tech Team Statistics

Category	2020-21	#ACC	*NCAA
Scoring offense	75.3	3	71
Scoring defense	69.6	7	166
Scoring margin	+5.5	4	92
Field goal pct.	.476	2	36
Field goal pct. def.	.455	12	260
3-pt FG pct.	.355	6	106
3-pt FG made	7.7	10	128
3-pt FG pct. def.	.361	12	303
3-pt FG allowed	7.1	--	--
Free throw pct.	.725	6	98
Free throws made	12.0	7	186
Free throws against	11.5	--	--
Rebound average	31.1	15	322
Rebound margin	-3.3	14	282
O-Reb per game	7.9	13	294
D-Reb per game	23.2	14	305
Assists per game	16.2	2	26
Assist/TO ratio	1.4	3	19
Turnover margin	+4.3	1	12
Turnovers per game	11.3	3	46
Turnovers forced	15.5	2	46
Blocks per game	3.4	12	139
Steals per game	9.0	1	10
Personal fouls per game	15.8	5	55
#ACC rankings through games of March 11			
*NCAA rankings (357 teams ranked) through end of regular season			

## Games Started

Player	Consec.	2020-21	Career	Conf.
Jose Alvarado	25	24	102	66
Michael Devoe	33	24	75	57
David Didenko	-	-	-	-
Saba Gigiberia	-	-	-	-
Rodney Howard	-	2	4	-
Tristan Maxwell	-	-	-	-
Jordan Meka	-	-	-	-
Khalid Moore	7	9	31	19
Bubba Parham	-	13	81	46
Kyle Sturdivant	-	-	-	-
Jordan Usher	47	24	51	38
Moses Wright	62	24	86	53
*includes starts at previous school				
Career ACC includes ACC Tournament starts				

## Non-Conference Breakdown

Team	Conf.	Record	Conf.	KP	NET
Delaware State	MEAC	3-16	1-11	353	340
Florida A&M	MEAC	8-11	7-5	274	280
Georgia State	Sun Belt	16-6	8-4	151	129
Kentucky	SEC	9-15	8-9	50	59
Mercer	SoCon	18-11	8-9	130	117
Nebraska	Big Ten	7-19	3-16	93	126

GT strength of schedule rank (2020-21) 52 46

GT NC strength of schedule rank (2020-21) 225 230

vs. Quad 1: 2-6

vs. Quad 2: 6-0

vs. Quad 3: 5-2

vs. Quad 4: 2-0

KP - KenPom.com, NET - NCAA NET rankings

Through games of March 11

73) sandwiched around a home victory over Boston College (93-64).

**Broadcast information** - Live TV broadcast on the ESPN or ESPN2 and live streaming on the ESPN app. Radio coverage is provided by the Georgia Tech Sports Network by Learfield IMG College and flagship station WCNN-Radio (680 AM, 93.7 FM) in Atlanta. The ESPN broadcast can be heard on SiriusXM Ch. 80 (internet 80).

## Tech's ACC Tournament History

Georgia Tech has played in 40 ACC Tournaments, and has a 27-37 all-time record in the event. The Yellow Jackets have won three championships, in 1985 (Atlanta), 1990 (Charlotte) and 1993 (Charlotte).

Tech has been a runner-up four times (1986, 1996, 2005, 2010). The 1986, 1996 and 2010 runs to the finals occurred in Greensboro. Tech also made the finals in 2005 at the Verizon Center in Washington, D.C.

Tech was 0-2 in the ACC Tournament under coach Dwane Morrison, 15-16 under Bobby Cremins (including all three titles), 9-11 under Paul Hewitt (runner-up in 2005 and 2010), 2-5 under Brian Gregory, and 0-3 under Josh Pastner.

Tech did not play in the 2020 tournament while serving an NCAA postseason ban.

## The Tipoff

- Georgia Tech is in the finals of the ACC Tournament for the first time since 2010, when the No. 7-seed Yellow Jackets defeated North Carolina (62-58) and Maryland (69-64) in the first two rounds in Greensboro. Tech defeated NC State (64-59) in the semifinals of that tournament before falling to Duke in the finals, 65-61, and is 3-4 in championship games.

- Tech has never won an ACC Tournament played in Greensboro, but it has reached the finals on three occasions, falling to Duke in 1986 (68-67), Wake Forest in 1996 (75-74) and Duke in 2010 (65-61). Greensboro has also been the scene of 12 one-and-done appearances for the Yellow Jackets, who are 10-17 all-time in the Greensboro Coliseum.

- Tech snapped a four-game losing streak in ACC Tournament games with its win over Miami, winning for the first time since the opening round of the 2016 tournament in Washington, D.C. (Clemson, 88-85 in OT).

- Tech is 3-3 in the ACC Tournament as a No. 4 seed. The Jackets won their three ACC titles as a No. 1 seed (1985), a No. 3 seed (1990) and a No. 6 seed (1993).

- Rubber match** - Georgia Tech and Florida State split their two regular season meetings, each team winning at home. The Yellow Jackets took a 76-65 win on Jan. 30 in Atlanta, while the Seminoles prevailed, 74-61, on Dec. 15 in Tallahassee.

- Florida State has won both prior meetings with Georgia Tech in the ACC Tournament, by a total of three points. The Seminoles captured a 63-62 win in the opening round of the 2000 tournament in Charlotte, and a 64-62 victory in the second round of the 2009 tourney at the Georgia Dome in Atlanta.

- Tech won its seventh straight game Thursday, six regular season games and its first tournament game. The Yellow Jackets won nine in a row in 1996, seven to finish the regular season and their quarterfinal and semifinal games in the tournament. Tech lost in the finals to Wake Forest.

- Tech has a winning streak or has won the last meeting against 11 of its 14 ACC foes. Virginia is the only team the Jackets have a current losing streak against (eight in a row), and is the only team that the Yellow Jackets haven't beaten under head coach Josh Pastner.

- Long time coming** - With an 11-6 ACC record to follow last year's 11-9 finish, Georgia Tech has its most ACC victories (22) in back-to-back years in its 42-year history in the conference. The Yellow Jackets went 8-8 in 1994-95 and 13-3 in 1995-96 (21 wins).

- High cotton** - Tech's fourth-place finish in the ACC

## Series vs. Florida State

## Georgia Tech trails, 29-44

Home: 17-17, Away: 11-24, Neutral: 1-3

All Home Games: 17-17

At McCamish Pavilion: 1-3

At Alexander Memorial Coliseum: 16-14

At Georgia Dome: 0-1

In Atlanta: 17-18

All Road Games: 11-24

At Tucker Center: 8-17

As ACC members: 19-30

In the ACC Tournament: 0-2

All Neutral Games: 1-3

As Metro Conference members: 1-3

Under Whack Hyder: 8-10

Under Dwane Morrison: 2-4

Under Bobby Cremins: 8-11

Under Paul Hewitt: 9-10

Under Brian Gregory: 1-4

Under Josh Pastner: 1-5

Vs. Leonard Hamilton: 9-18 (8-18 at FSU)

Longest Winning Streak: 5 games (1995-97)

Longest Losing Streak: 10 games (2007-15)

Most Points Scored: 111 on 2-11-1999

Fewest Points Scored: 47 on 2-16-19

Most Points Allowed: 108 on 2-19-72, 2-11-1999

Fewest Points Allowed: 55 on 1-19-1963

Largest Margin of Victory: 31 on 1-30-2002

Largest Margin of Defeat: 58 on 2-19-1972

## Recent Series Results

1-19-2000.....	h10	W	65- 62
2-21-2000.....	a	L	54- 64
3-9-2000.....	n3	L	62- 63
1-27-2001.....	h10	W	77- 68
2-28-2001.....	a	L	59- 69
1-30-2002.....	h10	W	77- 46
3-2-2002.....	a	W	86- 78
1-14-2003.....	h10	W	81- 74
2-15-2003.....	a	L	64- 71
2-3-2004.....	15/16.....	a	L 65- 81
3-6-2004.....	19/22.....	h10	W 63- 60
2-2-2005.....	25/23.....	h10	W 64- 61
2-20-2005.....	.....	a	W 76- 75
2-9-2006.....	.....	a	L 79- 80
1-13-2007.....	.....	h10	W 88- 80
2-13-2007.....	.....	a	W 63- 57
12-30-2007.....	.....	h10	L 64- 66
2-5-2009.....	.....	a	L 58- 62
3-13-2009.....	22/22.....	n4	L 62- 64
12-20-2009 (ot) ...	22/15.....	h10	L 59- 66
1-24-2010.....	19/18.....	a	L 66- 68
2-10-2011.....	.....	h10	L 63- 72
2-1-2012.....	21/24.....	a	L 54- 68
2-5-2013.....	.....	h15	L 54- 56
3-2-2014.....	.....	a	L 71- 81
2-14-2015.....	.....	h15	L 53- 57
2-17-2016.....	.....	a	W 86- 80
1-25-2017.....	6/6.....	h15	! 78- 56
1-24-2018.....	.....	a	L 77- 88
2-2-2019.....	25/rv.....	a	L 49- 59
2-16-2019.....	17/19.....	h15	L 47- 69
12-31-2019.....	18/18.....	a	L 58- 70
12-15-2020.....	15/15.....	a	L 61- 74
1-30-2021.....	16/16.....	h15	W 76- 65
n3-ACC Tournament (Charlotte [N.C.] Coliseum); n4-ACC Tournament (Georgia Dome, Atlanta, Ga.)			

# TECH NOTEBOOK

## Just Georgia Tech, please...

*The Georgia Institute of Technology is the official title, but Georgia Tech will work fine, or just Tech (unless you're in Virginia or Texas). We would appreciate it if you would use our name in those ways. Georgia Tech University is incorrect. Thank you.*

## Georgia Tech Quick Facts

<b>Official Name:</b> Georgia Institute of Technology	
<b>Location:</b> Atlanta, Ga.	
<b>Enrollment:</b> 35,000	
<b>Founded:</b> 1885	
<b>Colors:</b> Old Gold and White	
<b>Nickname:</b> Yellow Jackets; Ramblin' Wreck	
<b>Mascot:</b> Buzz (Yellow Jacket)	
<b>Fight Songs:</b> Ramblin' Wreck, White and Gold	
<b>Conference:</b> Atlantic Coast (ACC)	
<b>Home Arena:</b> McCamish Pavilion (capacity 8,600)	
<b>President:</b> Dr. Angel Cabrera	
<b>Director of Athletics:</b> Todd Stansbury	
<b>Faculty Rep. for Athletics:</b> Dr. Baratunde Cola	
<b>Head Coach:</b> Josh Pastner (Arizona, 1997)	
Record at Tech: 81-75 ! (5th season)	
Overall: 248-148 ! (12th season)	
ACC Regular Season: 42-49 !	
ACC Tournament: 1-3	
NCAA Tournament: 2-4	
<b>Associate Head Coach:</b> Eric Reveno (Stanford, 1989), 5th season	
<b>Assistant Coach:</b> Julian Swartz (Carroll College, 2005), 5th season	
<b>Assistant Coach:</b> Anthony Wilkins (Kent State, 2013), 3rd season	
<b>Assoc. Dir. of Player Personnel:</b> B.J. Elder (Georgia Tech, 2014)	
<b>Director of Operations:</b> Tyler Benson (St. Bonaventure, 2009)	
<b>Director of Scouting:</b> Hayden Sheridan (Arizona, 2016)	
<b>Player Development Coach:</b> Dr. Dan Taylor (Franklin Pierce, 2002)	
<b>Athletic Trainer:</b> Richard Stewart (Salisbury, 2005)	
<i>! On-court record (Georgia Tech had 22 wins and one loss during the 2016-17 and 2017-18 seasons vacated by the NCAA's Committee on Infractions.)</i>	

## Basketball History

<b>105th season:</b> 1st game, Feb. 17, 1906 vs. Auburn
<b>All-time Record:</b> 1,409-1,266 !
<b>Winning/Losing/500 Seasons:</b> 53 / 47 / 4
<b>NCAA Appearances (16):</b> 23-16 record
1960, 1985, 1986, 1987, 1988, 1989, 1990, 1991, 1992, 1993, 1996, 2001, 2004, 2005, 2007, 2010
<b>Final Fours (2):</b> 1990, 2004
<b>NIT Appearances (8):</b> 10-8 record
1970, 1971, 1984, 1994, 1998, 1999, 2003, 2016
<b>ACC Championships (3):</b> 1985, 1990, 1993
<b>ACC Regular-Season Titles (2):</b> 1985 (tie), 1996
<b>ACC Regular-Season Record (42nd season):</b> 276-391 !
<b>ACC Tournament Record:</b> 27-37
<b>SEC Championships (1):</b> 1938
<b>SEC Regular-Season Titles (1):</b> 1937
<b>SEC Regular-Season Record (1932-64):</b> 201-207
<b>Metro Conference Regular-Season Record (1975-78):</b> 9-10
<b>Metro Conference Tournament Record:</b> 4-3
<b>Record at McCamish Pavilion:</b> 103-53 ! (9th season)
<b>Record at Alexander Memorial Coliseum:</b> 556-194 (55 seasons, 1956-2011)
<b>Record at State Farm Arena:</b> 8-11
<b>Record at Infinite Energy Center:</b> 4-1
<b>Record at Georgia Dome:</b> 9-5
<b>All-Time Head Coaches:</b> 14
<b>ACC Head Coaches:</b> 5
<b>All-America Selections:</b> 14 (12 players)
<b>Consensus All-Americans:</b> 2
<b>First-Team All-Americans:</b> 5
<b>National Players of the Year:</b> 1
<b>All-ACC Selections:</b> 54 times (32 players)
<b>ACC Players of the Year:</b> 2
<b>ACC Rookies of the Year:</b> 11
<b>ACC Coaches of the Year:</b> 5 (3 coaches)
<b>ACC Tournament MVPs:</b> 3
<b>ACC All-Freshman Team:</b> 15

regular season is its highest since its NCAA Tournament runner-up team tied for third in 2004. Coupled with last year's fifth-place finish, the Yellow Jackets have their highest back-to-back finishes since 2004 (T-3) and 2005 (4th).

- **Double bye-bye** - This is the first time the Yellow Jackets have opened the ACC Tournament beyond the first day since 2005, and Tech has the coveted double-bye for the first time since the ACC expanded to 15 teams.

- **Also** - Tech achieved 10-plus ACC wins in back-to-back years for the first time in program history. Tech also has posted winning ACC records in back-to-back seasons since 1989 and 1990 (both 8-6). Also, the Yellow Jackets are five games over .500 in the ACC for the first time since March 3, 1996.

- **Six straight** - Tech's six straight wins to finish the regular season is a program high under head coach Josh Pastner. The Yellow Jackets have not won that many consecutive ACC games since they won the last seven regular season games of the 1995-96 season.

- **Home sweet home** - Tech finished the 2020-21 campaign with an 8-1 record at home in ACC games this season, and has won 14 of its last 15 conference games at McCamish Pavilion. The Jackets won four of those ACC games at home after trailing as the half.

- **Snack runs** - After dropping its first five ACC road games this season, Tech won its last three by an average of 18.3 points against Miami (87-60), No. 16 Virginia Tech (69-53) and Wake Forest (75-63). It is the first time since the 2007-08 season that the Yellow Jackets have won three straight ACC road games.

- **Rise above** - The Yellow Jackets once again outperformed pre-season projections in 2020-21, finishing fourth in the ACC after being projected to finish ninth. Last season, Tech finished in fifth place after being picked to finish 12th in the official poll of ACC media. Same thing in 2018-19, when Tech finished 10th in the ACC after being projected to finish no higher than 13th in the preseason. Tech also outperformed projections in 2016-17, finishing 11th after being picked to finish 14th in Josh Pastner's first season.

- **Nothing but NET** - Georgia Tech's seven-game winning streak elevated the Yellow Jackets 24 spots in the NCAA's NET rankings (from 62 to the current 38) and 20 spots in the KenPom.com rankings (from 55 to 35). Those are Tech's highest positions in both rankings during head coach Josh Pastner's tenure. Tech is 8-6 against quad 1 and 2 teams.

- **Tech's ACC schedule among strongest** - Georgia Tech went 11-6 against an ACC schedule ranked No. 3 in strength according to KenPom.com. Tech's schedule had been rated the strongest prior to playing at Wake Forest to finish the season.

- **Big wins for the Jackets** - Tech has defeated four AP top 25 teams this season - No. 20 Kentucky (Dec. 6), No. 20 Clemson (Jan. 20), No. 16 Florida State (Jan. 30) and No. 16 Virginia Tech - all by double digits, an average of 15.5 points per game. Only Virginia Tech has beaten as many top 25 teams (also four).

- **Four-large** - Georgia Tech is one of two NCAA Division I teams (Ole Miss is the other) to have four active players with 1,000 career points. This has never happened in Tech history. Moses Wright joined the group Feb. 20 at Miami and has 1,115 career points. Michael Devoe (1,115 points) reached that benchmark Feb. 14 against Pitt. Bubba Parham (1,441) already had 1,000 when he transferred to Tech, and Jose Alvarado (1,403) surpassed the mark late last season.

- **Doing it at both ends** - Through the end of the regular season, Georgia Tech ranked No. 6 in the ACC (conference games only) in scoring offense (71.76 ppg) and No. 4 scoring defense (67.29 ppg). Florida State is the only other team to rank sixth or higher in both.

- **On second thought** - After intermission during its seven-game winning streak, the Yellow Jackets have shot 55.4 percent from the floor (113-of-204). Tech shot 50 percent or

## This Season vs. Florida State

### Florida State 74, Georgia Tech 61

#### Dec. 15, 2020 • Tucker Center

Three double-digit scorers led Georgia Tech in its Atlantic Coast Conference opener, but hot shooting from No. 15 Florida State proved to be too much as Tech fell 74-61 at the Donald L. Civic Center.

The Yellow Jackets (2-3, 0-1 ACC) fell on the road despite a game-high 21 points from junior Michael Devoe. Seniors Jordan Usher and Moses Wright also reached double digits, each scoring 12 points apiece.

The three-point line played an important role in the league lifeline as the Jackets shot just 25 percent (5-of-20) from beyond the arc, while the Seminoles (4-0, 1-0 ACC) shot 47 percent (8-of-17). Overall, Tech finished at 43.1 percent (22-of-51) from the field, behind Florida State's 52.9 percent (27-of-51) performance.

The Jackets trailed 18-8 early in the first half but battled back on a 12-4 run to tie it up at 22-22 at the 4:58 mark, with Usher scoring seven of the 12 points for Tech in that span. Georgia Tech shot 54.5 percent (12-for-22) overall in the first, but the Seminoles drained 6-of-11 shots from three in that half giving them a slight scoring advantage at intermission. Even though Usher and Devoe finished the opening half with 10 points each FSU went into halftime with a 36-29 lead.

The Seminoles got off to a hot start in the second, outscoring the Jackets 13-6 in the opening seven minutes of the half to go up 51-35, their largest lead of the game. Georgia Tech started to mount a significant comeback going on a 17-4 run in just over five minutes of game time to bring the matchup to within three points at 55-52. 11 of Wright's 12 points came during the second half of play. However, FSU held onto the lead the rest of the way through, finishing the game with five players in double-digits in scoring.

### Georgia Tech 76, Florida State 65

#### Jan. 30, 2021 • McCamish Pavilion

Moses Wright scored 23 points and Jose Alvarado added 21 as Georgia Tech used a late first-half surge and stout defense to defeat No. 16 Florida State, 76-65, picking up Tech's first win over FSU since 2017.

With 3:51 left in the first half Georgia Tech (8-5, 4-3 ACC) was down 25-22, before the Jackets went on an 11-1 run to close out the opening half at 33-26. Florida State (10-3, 6-2 ACC) tried to steal the momentum from Tech in the second-half, bringing the score to 38-35 with 14:25 left to play. The Yellow Jackets answered back with a 14-5 run over the next 3:44, putting Tech up 52-40 with just over 10 minutes of game time left.

Tech was able to hold on to the lead and pick up the win, with a 43.9 percent (25-for-57) shooting effort from the field. Michael Devoe had a 19-point performance, scoring 14 in the second-half. Wright and Alvarado each picked up eight rebounds, while Alvarado also dished out six assists.

On the defensive end of things, the Jackets scooped up 13 total steals, with six coming from Wright and five from Alvarado. Alvarado and Wright became the first ACC teammates to record 20 points and five steals in the same game in the last 25 seasons.

RaiQuan Gray was the Seminoles top scorer tallying up 19 points. Gray was the only FSU player to score in double-digits.

**See box scores on page 15**



## TECH NOTEBOOK

## Tech's Record

	2020-21	CJP
At home	10-3	60-26
On the road	4-5	17-40
At neutral sites	2-0	4-6
Vs. top-10 opponents	0-1	3-14
Vs. top-25 opponents	4-4	10-25
Vs. teams over .500	9-6	49-64
Vs. teams under .500	7-0	26-6
Vs. teams at .500	0-2	5-4
While in the top 25	0-0	0-0

In November	0-2	14-8
In December	5-1	19-17
In January	3-2	20-19
In February	5-3	15-25
In March/April	3-0	13-5

Wearing white uniforms	10-3	57-26
Wearing gold uniforms	3-2	15-27
Wearing navy uniforms	3-3	10-18
Wearing black uniforms	0-0	0-0

Game is decided by 5 pts./fewer or OT	4-3	19-19
Game is decided by 10/fewer or OT	7-6	37-40

Leading at the half	10-3	59-17
Trailing at the half	5-5	20-57
Tied at the half	1-0	2-0
Leading with 5:00 to play	14-2	70-6
Trailing with 5:00 to play	2-5	8-66
Tied with 5:00 to play	0-1	2-3
In overtime games	0-1	3-3
After a bye in the ACC schedule	0-0	2-3

Tech scores 100 or more points	0-1	0-1
Tech scores 70 or more points	15-3	57-15
Tech scores fewer than 70 points	1-5	24-60
Opponent scores 100 or more points	0-1	0-2
Opponent scores 70 or more	3-6	14-44
Opponent scores fewer than 70	13-2	69-28
Opponent scores fewer than 50	0-0	4-0

Tech shoots 50 pct. or better	10-1	32-8
Opponent shoots 50 pct. or better	3-1	4-14
Opponent shoots under 40 pct.	2-1	51-15
Tech has a higher FG% than opponent	13-2	76-19
Tech has a lower FG% than opponent	2-6	2-52
FG percentage is even	0-0	0-2

Tech has more 3-point FGs	9-3	28-18
Tech has fewer 3-point FGs	3-5	41-47
3-point FGs are even	3-0	12-8

Tech attempts more FT than opponent	11-2	59-21
Tech attempts fewer FT than opponent	3-5	18-48
Free throw attempts are even	2-1	4-5

Tech outrebounds opponent	7-2	42-20
Opponent outrebounds Tech	8-6	33-54
Rebounds are even	1-0	6-1

Tech has fewer turnovers than opponent	14-6	41-23
Tech has more turnovers than opponent	2-2	37-43
Turnovers are even	0-0	4-6
Tech has more assists than turnovers	16-5	53-23

Committing more fouls	5-6	19-45
Committing fewer fouls	9-1	55-21
Fouls are even	2-1	7-8

4/more Jackets score in double figures	8-2	39-17
A Jacket scores 20 or more	14-6	50-38
A Jacket scores 30 or more	1-1	4-3

Scoring more bench points	6-0	35-25
Scoring fewer bench points	10-7	44-43
Bench scoring is even	0-1	2-5

better the second half of 13 of its 18 ACC games (including the ACC Tournament). In Tech's 12 ACC wins (including the tournament), the Jackets have made 56.2 percent (191-340) of their attempts after halftime.

- **Getting himself Wright** - Moses Wright probably sealed his selection as ACC Player of the Year with a remarkable stretch during Tech's six-game winning streak to end the regular season, averaged 23.5 points and 10.0 rebounds. He hit 65-of-97 FG (67 pct.), 23-of-36 FT (63.9 pct.) and 3-of-4 3pt FG, adding in 19 assists, 12 blocks, and 6 steals during the stretch.

- **The Wright stuff** - Moses Wright ranks among the ACC's **top 10** in scoring average (3rd, 17.50 ppg), rebound average (4th, 8.04 rpg), field goal percentage (4th, .538), steals (10th, 1.46 pg), blocked shots (6th, 1.58 per game), offensive rebounds (4th, 3.04 rpg) and minutes (6th, 35.31 mpg).

- **Moses climbs the mountain** - Moses Wright is the 21st player in Tech history to score 1,000 points and grab 500 rebounds in a career, reaching the scoring mark Feb. 20 at Miami and the rebound mark Jan. 30 vs. Florida State. The 6-9 senior now has 1,115 career points and 606 career rebounds.

- **All in for Alvarado** - A second-team All-ACC selection, Jose Alvarado ranks among the top 10 in the ACC in seven (7) statistical categories ... No. 9 in ACC in scoring (15.38 ppg), No. 6 in FG percentage (.512), No. 1 in FT percentage (.859), No. 6 in assist average (4.17), No. 1 in steals (2.88), No. 8 in assist/turnover ratio (1.96), No. 3 in minutes (36.86) ... With enough makes he would also rank in the top 10 in three-point percentage (.404).

- **On guard** - Michael Devoe and Jose Alvarado have accounted for 40.1 percent of the Yellow Jackets' points this season. They have scored or assisted on 66.4 percent of Tech's field goals. The Jackets are 12-1 this season when both players score in double digits, 10-0 in ACC games (including the tournament).

- **The Three Amigos** - Moses Wright (17.50), Michael Devoe (15.38 ppg) and Jose Alvarado (14.88) and all rank among the top 10 players in scoring average. Syracuse is the only other team with three players in the top 20. They have accounted for 65 percent of the Jackets' scoring. Tech is 9-1 this season (7-0 in ACC games) this season when all three reach double figures.

- **Bombs away** - Alvarado and Devoe have combined to make 40.1 percent of their three-point shots this season (40.8 in ACC games), combining for 99 of the Yellow Jackets' 184 threes.

- **Ball security** - The Jackets remain No. 1 in the ACC in turnover margin (plus-4.25) and rank No. 10 nationally in turnover margin. Tech's margin of plus 4.12 in ACC games also ranked No. 1. Tech leads the ACC in turnovers forced (15.54) in league games, and is third in turnovers committed (11.30).

## Series vs. Florida State

- Florida State has won both ACC Tournament meetings between the schools, including a 64-62 win in 2009 at the Georgia Dome in Atlanta and a 63-62 victory in 2000 in Charlotte.

- The teams split their regular season meetings in 2020-21, each team winning at home. The Seminoles won 74-61 in Tallahassee, and the Yellow Jackets snapped a five-game skid in the series with a 76-65 win in Atlanta. But Florida State has won 15 of the last 18 meetings in the series.

- Tech and FSU had met just once in nine of the last 10 seasons.

- Since FSU joined the ACC, Tech is 19-30 against the Seminoles. Florida State won the first six in a row, Tech followed by winning five straight, and is 14-24 against the Seminoles since then.

- In those 47 games, 21 have been decided by four points or less, 32 by fewer than 10 points. One of those games went to double-overtime, which the Yellow Jackets won 111-108 on Feb. 11, 1999 in Tallahassee.

- Tech is 8-18 against Seminoles teams led by head

## A Make-or-Miss Game

*Georgia Tech's offensive rankings vs. the ACC under Josh Pastner (through games of March 3)*

Year	PPG	FG Pct.	3pt FG Pct.
2020-21	71.8 (6)	.482 (2)	.360 (3)
2019-20	69.9 (9)	.462 (2)	.341 (6)
2018-19	60.7 (15)	.426 (8)	.306 (12)
2017-18	63.6 (14)	.419 (12)	.312 (15)
2016-17	65.1 (14)	.434 (14)	.309 (15)

coach Leonard Hamilton. Tech is 9-18 against Hamilton overall, with a victory over his Miami team in December of 1997. Tech has an on-court record of 2-5 against FSU under Josh Pastner.

- Tech and Florida State were both members of the old Metro Conference from 1976-78, and the Seminoles won three of those four meetings.

## Quarterfinal Recap

Georgia Tech overcame a seven-point deficit in the second half to notch its first Atlantic Coast Conference Tournament win in five years, a 70-66 quarterfinal victory over Miami (Fla.) on Thursday afternoon at Greensboro Coliseum.

With its seventh-straight victory, No. 4 seed Georgia Tech (16-8) advances to face top-seeded Virginia (18-6) in Friday's ACC Tournament semifinals. Tipoff is set for 6:30 p.m.

Georgia Tech's triumph over 13th-seeded Miami did not come easy, as the Hurricanes shot a 52.5% from the field while limiting the Yellow Jackets to 39.3-percent shooting in the first half to take a 33-29 halftime lead. The Jackets' misfortune in the first half was punctuated by a scary knee-on-knee collision between Miami's Isaiah Wong and Tech's Jose Alvarado that required Alvarado to be carried to the locker room for observation late in the opening period.

Miami (10-17) extended its lead to seven points at 41-34 less than two minutes into the second half but Tech responded with an 11-3 run, kick-started by a 3-pointer by Moses Wright and capped by a driving layup by Jordan Usher that have the Jackets their first lead of the second half at 45-44.

The Hurricanes regained a four-point advantage but Tech took the lead for good with a 14-2 run midway through the second half that turned the four-point deficit into a 61-53 lead with 7:19 to go in the ballgame. Alvarado — who shook off the knee bruise and returned to the game at the start the second half — scored five points during the run, including a 3-pointer that extended Tech's lead to four points and a layup that capped the spurt and gave the Jackets an eight-point advantage.

Alvarado also made perhaps the game's biggest play in the waning moments. With Georgia Tech clinging to a 68-66 lead following a 3-pointer by Miami's Kameron McGusty with 32 seconds to go, an inbounds pass by Usher appeared to be on its way out of bounds, which would give possession back to the Hurricanes. However, Alvarado chased down the loose ball, collected it just before it went out of bounds, played give-and-go with Bubba Parham, then fired a pass ahead to a wide open Usher, who slammed it home to seal the victory.

Usher led four Yellow Jackets in double-figures with 15 points, while Alvarado and Michael Devoe chipped in with 13 apiece. Devoe made 3-of-4 3-pointers and also dished out a game-high seven assists. ACC Player of the Year Moses Wright was limited to just seven points by a Miami defense determined to stop him, but pulled down a team-high six rebounds.

## Jackets Receive Top ACC Honors

Moses Wright was named Atlantic Coast Conference Player of the Year and earned a spot on the All-ACC first team, and Jose Alvarado was voted the ACC's Defensive Player of the Year and a second-team All-ACC honoree, highlighting the list of honors awarded to Yellow Jacket players following the team's run to a fourth-place finish in the ACC.

## TECH NOTEBOOK

Tech Highs and Lows  
Under Josh Pastner

Longest winning streak: 5 games (2020-21)
Longest ACC winning streak: 5 games (2020-21)
Longest ACC home winning streak: 11 games (last 6 home games of 2019-20, first 5 of 2020-21, program record)
Longest losing streak: 7 games (2017-18, 2018-19)
Longest ACC losing streak: 7 games (2017-18, 2018-19)
Most points scored in a game: 120 vs. Georgia State (40t), 11/25/20
Most points scored in a game (regulation): 97 vs. Delaware State, 12/20/20
Most points scored - ACC opponent: 96 at North Carolina, 1/4/20
Fewest points scored in a game: 42 vs. Clemson, 2/6/19
Fewest points scored - ACC opponent: 42 vs. Clemson, 2/6/19
Most points allowed in a game: 123 vs. Georgia State (40t), 11/25/20
Most points allowed in a game (regulation): 110 at Duke, 1/4/17
Most points allowed - ACC opponent: 110 at Duke, 1/4/17
Fewest points allowed in a game: 40 vs. Florida A&M, 12/9/18
Fewest points allowed - ACC opponent: 51 vs. Syracuse, 1/31/18
Largest margin of victory: 38 vs. Tusculum (96-58), 2/7/17
Largest margin of victory - ACC opponent: 27 at Miami (87-60), 2/20/21
Largest margin of victory - road game: 27 at Miami (87-60), 2/20/21
Largest margin of victory - ACC road game: 27 at Miami (87-60), 2/20/21 (program record)
Largest losing margin: 53 (110-57) at Duke, 1/4/17
Largest losing margin at home: 34 (97-63) vs. Syracuse, 12/18/19
Largest losing margin - ACC opponent: 53 at Duke, 1/4/17
Most points allowed in a win: 83 at North Carolina (96-83), 1/4/20
Most points scored in a loss: 120 vs. Georgia State (40t), 11/25/20
Most points scored in a loss (regulation): 81 vs. Wright State, 12/22/17
Fewest points scored in a win: 52 vs. Northwestern (52-51), 11/28/17
Fewest points allowed in a loss: 52 vs. Virginia Tech (52-49), 1/9/19
Largest deficit overcome to win a game: 17 vs. Notre Dame (1stH-6:47), 2/6/2021
Largest 2nd-half deficit overcome to win a game: 9 vs. NC State (17:15), 3/1/18; vs. Prairie View A&M (16:49), 11/23/18; at Hawaii (16:11), 11/25/19
Largest deficit overcome to win a road game: 15 (4:01-1st) at NC State, 11/5/19
Largest lead given up in a loss: 16 (15:06-2nd half) vs. St. John's, 12/1/18
Largest 2nd-half lead given up in a loss: 16 (15:06-2nd half) vs. St. John's, 12/1/18
Highest FG pct.: 59.5 (25-42) at Syracuse, 1/12/19
Highest FG pct. - ACC opponent: 59.5 (25-42) at Syracuse, 1/12/19
Lowest FG pct.: 27.1 (16-59) vs. Florida State, 2/16/19
Lowest FG pct. - ACC opponent: 27.1 (16-59) vs. Florida State, 2/16/19
Highest 3-pt pct.: 62.5 (10-16) at NC State, 1/15/17
Highest 3-pt pct. - ACC opponent: 62.5 (10-16) at NC State, 1/15/17
Most 3-pt FG: 16 vs. Clemson, 1/20/2021
Most 3-pt FG - ACC opponent: 16 vs. Clemson, 1/20/2021
Lowest 3-pt pct.: 10.0 (1-10) vs. Miami, 1/3/18, (1-10) vs. Louisville, 1/19/19
Lowest 3-pt pct. - ACC opponent: 10.0 (1-10) vs. Miami, 1/3/18, (1-10) vs. Louisville, 1/19/19
Highest FG pct. allowed: 59.3 (32-54) at Florida State, 1/24/18; (32-54) Notre Dame, 2/6/2021
Highest FG pct. allowed - ACC opponent: 59.3 (32-54) at Florida State, 1/24/18; (32-54) Notre Dame, 2/6/2021
Lowest FG pct. allowed: 21.6 (16-74) vs. Elon, 11/11/19
Lowest FG pct. allowed - ACC opponent: 28.2 (20-71) vs. Florida State, 1/25/17
Highest 3-pt pct. allowed: 60.0 (12-20) at Louisville, 2/8/18
Highest 3-pt pct. allowed - ACC opponent: 60.0 (12-20) at Louisville, 2/8/18
Lowest 3-pt pct. allowed: 6.7 (1-15) at Hawaii, 11/25/19
Lowest 3-pt pct. allowed - ACC opponent: 9.5 (2-21) vs. Duke, 1/26/19
Highest FT pct.: 95.2 (20-21) vs. Coppin State, 12/27/17
Highest FT pct. - ACC opponent: 91.3 (21-23) vs. Pittsburgh, 2/14/2021
Lowest FT pct.: 28.6 (2-7) vs. Notre Dame, 3/12/19
Most free throws made: 41 vs. Georgia State, 11/25/20
Most free throws attempted: 59 vs. Georgia State, 11/25/20 (program record)
Fewest free throws made: 2 at Miami, 2/15/17; at Duke, 1/26/19; vs. Notre Dame, 3/12/19; at Kentucky, 12/14/19
Most assists: 29 vs. Kennesaw State, 12/28/18
Fewest assists: 5 at Georgia, 12/19/17, at Tennessee, 11/13/18, at Florida State, 2/2/19, vs. Boise State, 12/22/19
Most turnovers: 24 vs. Arkansas, 11/25/19; Ball State, 12/18/19
Fewest turnovers: 5 at Notre Dame, 2/1/20
Most blocked shots: 16 vs. Southern, 11/14/16 (Tech record)
Most steals: 15 vs. North Carolina, 12/31/16; at Syracuse, 1/13/19; vs. Kentucky, 12/6/20

Wright became the third Yellow Jacket to be named the conference's top player. Mark Price was named by the Associated Press in 1985, and Dennis Scott was honored in 1990 by the Atlantic Coast Sportswriters Association, whose selections are recognized as the official team. Alvarado is the second Tech player to earn Defensive Player of the Year honors, following center Ben Lammers in 2017.

A native of Raleigh, N.C., Wright is the first Tech player to make the All-ACC first team since center Alvin Jones in 2001, and was the overall leading vote-getter in the balloting by the panel. Alvarado, a 6-foot senior, made the second team after being voted to the third-team in 2020. Junior guard **Michael Devoe (Orlando, Fla.)** received honorable mention for the second year in a row, 16th in overall points received.

Further, Alvarado and Wright both were named to the ACC All-Defensive Team, the first time Tech has placed two individuals on that unit. Alvarado led the voting for that team, being named on 69 of 76 ballots.

## Beating the Best

Georgia Tech's ACC schedule was ranked No. 1 in strength according to KenPom.com, prior to its final regular season game at Wake Forest, and was No. 3 after. In the 15-team ACC era, Tech's 11-6 mark was by far the best, and the only winning record posted by teams whose conference strength of schedule was rated No. 1 (*thanks to GT radio voice Andy Demetra for researching*).

Here is a history of records compiled by ACC teams who played the strongest conference schedule since expansion to 15 teams:

Year	Team	ACC Record
2013-14	Wake Forest	6-12
2014-15	Wake Forest	5-13
2015-16	Boston College	0-18
2016-17	Pittsburgh	4-14
2017-18	Pittsburgh	0-18
2018-19	Wake Forest	4-14
2019-20	Miami	7-13
2020-21	Georgia Tech	10-6

## Team Trends

• **Small ball** - After Georgia Tech lost its opening two games at home to Georgia State and Mercer, head coach Josh Pastner moved 6-9 senior Moses Wright, who has played the "4" position most of his career, into the "5" spot and started 5-10 senior Bubba Parham beginning with the Dec. 6 win over Kentucky (since replaced by 6-7 junior Khalid Moore for the last six games). The re-alignment worked as the Jackets shot 48.5 percent from the floor, hit 7.7 three-point field goals per game (36.2 percent), had a plus-102 margin on turnovers, and assisted on 60.1 percent of its field goals over the rest of the

regular season.

• **Size doesn't matter** - Since going to its smaller lineup, Tech has had just 55 shots blocked in its last 22 games (2.5 per game), 14 of those by Virginia in their two regular-season meetings. The Yellow Jackets had 13 shots blocked in their two season-opening losses. At the time of Tech's meetings with them, Kentucky ranked No. 4, Nebraska No. 28, FSU No. 1 (both meetings), North Carolina No. 8, Miami No. 12 and Notre Dame No. 14 in average height, according to KenPom.com. The Jackets rank No. 249, near the bottom among power conference teams.

• Four of Tech's starters are averaging in double figures in scoring for the season, something Tech has not had since the 2015-16 season. Four or more Yellow Jackets have reached double figures in 10 games this season, at least three in all but three games.

• Tech has turned the ball over just 11.29 times per game this season. Most impressively, Moses Wright has just 40 turnovers in more than 847 minutes of action, and Bubba Parham, who has only 11 in 626 minutes. The Yellow Jackets are plus-4.25 in that category this season (plus-4.12 in regular-season ACC games), ranking No. 1 in the ACC. Tech was minus-2.4 last year and ranked 14th.

• Tech made great strides in its offensive efficiency during the latter part of last season and continues to progress, ranking No. 29 nationally at 113.7, its highest ranking under Josh Pastner. The Jackets have managed to exceed one point per possession in 20 of 24 games this season (Tech reached that benchmark 11 times in all of 2019-20). Tech has been over a point a game in eight straight games.

• Tech has shot better than 50 percent from the floor in 11 games this season, winning 10 of them. The Jackets fell at Clemson on Feb. 12 despite hitting 52 percent of its field goal tries.

• According to KenPom.com, Tech ranks No. 4 in the nation in experience (average 2.55 years per player) and No. 10 in minutes continuity (75.3 percent), a measure of playing minutes from 2019-20 carrying over to 2020-21.

• Three Tech starters rank among the top 10 players in the ACC in average minutes played in ACC games - Jose Alvarado (No. 3), Moses Wright (No. 6), Michael Devoe (No. 9) - the only team with three players among the top 15. Tech ranks No. 337 in the nation in percentage of minutes played by reserves (19.9). The national average is 31.3 percent.

• Two fouls in the first half? No problem. Georgia Tech ranks No. 3 in the nation (No. 1 among power conference teams), a measure of percentage of available minutes played by players with two fouls (66.7 percent for Tech). Tech led the nation in this category each of the last two seasons, and were fourth in 2017-18.

• Tech ranks No. 249 in average height according to KenPom.com. Only two power conference teams - Penn State and Georgia - rank lower than the Yellow Jackets.

## Tech All-Time vs. the ACC

Opponent	Overall	in ACC	Tourney	In McCamish Pavilion	In Opponent Current Venue	Current Streak
Boston College	16-12	12-11	1-3	2-1	4-6	Won 2
Clemson	66-74	38-51	4-1	5-4	9-40	Lost 1
Duke	24-75	20-63	3-7	1-4	5-37	Won 1
Florida State	29-44	20-30	0-2	2-3	9-17	Won 1
Louisville	14-23	1-8	--	1-3	0-4	Lost 1
Miami	12-14	10-13	1-1	2-3	4-6	Won 3
North Carolina	26-69	24-55	5-4	1-4	5-25	Won 2
NC State	43-57	35-43	3-3	2-3	6-11	Won 4
Notre Dame	12-12	6-10	0-1	6-2	1-8	Won 1
Pittsburgh	10-5	5-5	0-1	4-1	1-3	Won 2
Syracuse	6-7	5-5	--	3-2	2-4	Won 1
Virginia	40-45	38-44	5-5	2-4	1-9	Lost 8
Virginia Tech	8-20	6-16	1-3	2-4	2-10	Won 2
Wake Forest	46-40	45-38	0-4	6-0	10-20	Won 5

## TECH NOTEBOOK

## The Last Time a Jacket...

## Scored 30 or more points:

Moses Wright, 31 vs. Syracuse, 2/27/2021

## Led Tech in scoring off the bench:

Evan Cole, 16 vs. USC Upstate, 1/2/2019

## Grabbed 15 or more rebounds:

Moses Wright, 16 vs. Syracuse, 2/27/2021

## Had 10 or more assists:

Josh Heath, 10 vs. NC State, 1/15/2017

## Had a double-double:

Moses Wright (29 pts/14 reb) vs. Duke, 3/2/2021

## Played 40 minutes in regulation:

Jose Alvarado vs. Duke, 3/2/2021

## Played every minute of an overtime game:

Jose Alvarado (45 minutes/1 OT) vs. Duke, 3/2/2021

## Played every minute of a multiple-OT game:

Matt Harpring (50 minutes/2 OT) vs. North Carolina, 2/9/1998

## The Last Time the Jackets...

## Scored 100 or more points:

vs. Georgia State (120-123) on 11/25/2020

## Scored 100 or more points in regulation:

vs. Green Bay (107-77) on 11/19/2015

## Scored 100 or more points in consecutive games:

vs. Jackson State (100-70) on 11/13/2006, Georgia State (103-74) on 11/16/2006

## Scored 100 or more points twice in one season:

vs. Cornell (116-81), 11/13/2015, Green Bay (107-77) on 11/19/2015

## Allowed 100 or more points:

vs. Georgia State (120-123) on 11/25/2020

## Allowed 100 or more points in regulation:

vs. Duke (110-57) on 1/4/2017

## Shot 60 percent or better:

.603 (47-78) vs. Cornell, 11/13/2015

## Failed to make a three-point basket:

0-for-12 vs. Virginia, 1/22/2015

## Did not allow a three-point basket:

0-for-11 vs. Pittsburgh, 3/5/2016

## Failed to make a free throw:

0-for-6 vs. Duke, 1/7/2014

## Grabbed 50 or more rebounds:

70 vs. Georgia State, 11/25/2020

## Two players had a double-double:

Jose Alvarado (29 pts/10 reb), Michael Devoe (24/13), Jordan Usher (15/10) and Moses Wright (31/19) vs. Georgia State, 11/25/2020

## Two players had 10 or more rebounds:

Jose Alvarado (10), Michael Devoe (13), Jordan Usher (10) and Moses Wright (19) vs. Georgia State, 11/25/2020

## Had 25 or more assists:

26 vs. Syracuse, 2/27/2021

## Blocked 10 or more shots:

10 vs. Pittsburgh, 3/4/2020

## Had 15 or more steals:

15 vs. Kentucky, 12/6/2020

## Had fewer than 10 turnovers:

9 vs. Notre Dame, 2/6/2021

## Had five or more players in double-figures in points:

Moses Wright (21), Bubba Parham (17), Kyle Sturdivant (15), Jordan Usher (12), Jose Alvarado (10) vs. Kentucky, 12/6/2020

## Had three or more players score 20 points:

Michael Devoe (22), Jordan Usher (21) and Moses Wright (21) vs. Clemson, 1/20/2021

## Had no player score 10+ points:

Virginia (57-28 loss), 1/22/2015

## Allowed no player to score 10+ points:

Hawaii (73-40 win), 12/25/2019

## Had no player play 30 minutes:

at Miami (87-60 win), 2/20/2021

## Won by 30 or more points:

Kennesaw State (87-57), 1/28/2018

## Won by 40 or more points:

Kentucky State (98-50), 1/30/2010

## Won by 50 or more points:

Winston-Salem State (97-46), 1/3/2007

## Lost by 30 or more points:

Syracuse (97-63), 12/7/2019

## Played an overtime game:

vs. Georgia State (lost 123-120, 4 ot), 11/25/2020

## Defeated a Top 10 team:

#5/5 Louisville (64-58), 2/12/2020

## Defeated a Top 25 team:

#16/15 Virginia Tech (69-53), 2/23/2021

## Defeated a Top 10 team on the road:

#7/7 Syracuse (67-62), 3/4/2014

## Defeated a Top 25 team on the road:

#16/15 Virginia Tech (69-53), 2/23/2021

## Had a game postponed:

Boston College in Atlanta, 2/17/2021 (COVID)

## Had a game cancelled:

UAB in Birmingham, 12/23/2020 (COVID)

## Leftovers from Miami

• After intermission during its seven-game winning streak, the Yellow Jackets have shot 55.1 percent from the floor (113-of-204). Tech has shot 50 percent or better the second half of 13 of its 18 games against ACC teams this season, logging a 51.8-percent rate against the league for the season, 56.1 percent in its 12 wins. The Jackets shot 56.7 percent in the second half against Miami Thursday (17-of-30),

• Tech improved to 12-1 overall, 10-0 in ACC games, when Jose Alvarado and Michael Devoe reach double figures in points.

• Tech won the turnover battle for the 20th time in the last 22 games (11 to Miami's 18). The Yellow Jackets lead the ACC with a plus-4.3 turnover margin. Tech also leads the ACC in turnovers forced in conference games (15.5).

• Tech has scored over a point per possession (KenPom.com offensive efficiency) in its last eight games and 20 times this season. The Yellow Jackets rank No. 29 in the nation on offensive efficiency (113.5).

• Tech was credited with nine steals against Miami, matching its ACC-leading average of 9.0 per game.

• One of the bottom teams in the ACC in rebound margin, Georgia Tech has a plus-23 rebound margin over its last six games (Wake Forest and Miami outrebounded Tech by one each).

## Personnel Highlights

• Jordan Usher has scored 62 points in his last four games (19 vs. Syracuse, 14 vs. Duke, 14 vs. Wake Forest, 15 vs. Miami), after tallying 16 total in his previous three games. The 6-7 senior has hit 26-of-47 shots from the floor with 19 rebounds, 12 assists and nine steals combined in the four games. Usher scored 13 of his 15 points against Miami in the second half.

• Jose Alvarado and Michael Devoe combined for 26 points and 11 assists, having a hand in 20 of the Yellow Jackets' 28 baskets against Miami. During the regular season, they scored or assisted on 66.4 percent of Tech's baskets during the regular season.

• ACC Player of the Year Moses Wright failed to reach double figures in points for just the fourth time this season (season-low 7 points, 6 rebounds) and fouled out in just 24:56, a season-low in an ACC game. During Tech's last six games, Wright had averaged 23.5 points and 10.0 rebounds.

• Jose Alvarado was credited with three steals against Miami, giving him 221 for his career, third place all-time at Tech. He needs six to tie Bruce Darlymple for the No. 2 position. He is bidding to become the first Tech player to lead the ACC in steals twice and the first ACC player to do so since Chris Paul in 2004 and 2005. Alvarado's conference-leading rate is 2.88 in all games (3.12 in ACC games). Alvarado also moved into the top 25 in the ACC's career annals. He passed Sidney Lowe (NC State, 1980-83), who had 220 steals, for the 25th slot and will move into a tie for 24th with Othell Wilson (Virginia, 1981-84) with his next steal.

• Alvarado's 13 points moved him into 20th place on Tech's career scoring list (1,403 points), passing Marvin Lewis (1,396 points), who was a senior on Tech's 2004 national runner-up team, and Anthony Morrow (1,400 from 2005-08).

• Since Tech's last loss, at Clemson on Feb. 12 when he missed two free throws in the final seconds that led to the Tigers' game-winning three-point basket, Jose Alvarado hit 18 in a row before missing his last two attempts against Miami.

• Khalid Moore (6 points, 5 rebounds vs. Miami) has averaged 5.4 points and 3.9 points in Tech's last seven games since joining the Tech starting lineup, adding five blocks and four steals.

• Reserve guard Bubba Parham scored nine points off the bench in just 13:09 for Tech, including a three-pointer and a driving layup in the final minute of the game.

• Reserve center Rodney Howard played a season-high

## Offense/Defense Under Pastner

Source: KenPom.com. Nat'l rank in parentheses.

Year	Tempo	Off. Eff.	Def. Eff.
2020-21	67.9 (210)	113.7 (29)	94.4 (51)
2019-20	70.0 (88)	103.0 (171)	91.8 (16)
2018-19	66.8 (225)	101.7 (228)	96.5 (43)
2017-18	66.1 (227)	103.6 (197)	98.7 (61)
2016-17	68.2 (179)	100.0 (259)	91.0 (6)

18:16, scoring two points with three rebounds and playing good defense on Miami center Nysier Brooks.

## Pastner's Key Metrics

• **Assists to made field goals:** Tech has assisted on 58.2 percent of its field goals this season No. 37 nationally according to KenPom.com (58.8 percent in ACC games) after getting a 15 assists on 28 field goals against Miami (53.6 percent). Its nightly goal is to assist on 60 percent, which Tech has met 10 times this season.

• **Free throws made to opponents' attempts:** Tech made 7-of-12 from the free throw line against Miami, which was 17-of-24. Tech's goal each night is to make more free throws than the opponent attempts. The Jackets have scored just 12 points per game from the foul line this season.

• **Turnovers:** Tech committed 11 to Miami's 18. Tech has won the turnover battle in 20 of 24 games this season after doing so in only nine of 31 games all last season. Target each night is to commit 11 or fewer, which Tech met three times last season, and 13 times this season. Tech has averaged the third fewest turnovers in the ACC (11.3). More telling for Tech under Josh Pastner is that when Tech has committed fewer turnovers than its opponent, it is 41-23. When it has committed more, it is 35-43.

• **Guard rebounding:** Tech's perimeter players grabbed 14 of its 23 defensive rebounds against Miami (356 of 556 for the season).

## Eleven Straight ACC Home Wins

Georgia Tech set a program record for consecutive ACC wins at home with 11, a string that began Jan. 25 of the 2019-20 season and ended with a loss to No. 9 Virginia on Feb. 10 of this season.

Date	Opponent	Score
Jan. 25, 2020	NC State	64-58
Feb. 4, 2020	Virginia Tech	76-57
Feb. 12, 2020	#5/5 Louisville	64-58
Feb. 25, 2020	Clemson	68-59
Feb. 29, 2020	Miami	63-57
Mar. 4, 2020	Pittsburgh	73-57
Dec. 29, 2020	North Carolina	72-67
Jan. 3, 2021	Wake Forest	70-54
Jan. 20, 2021	Clemson	83-65
Jan. 30, 2021	#16/16 Florida State	76-65
Feb. 6, 2021	Notre Dame	82-80

## Tech's Dynamic Duo

It could be argued that no team in the ACC relies more on its guards than do the Yellow Jackets.

In the 21 games that Jose Alvarado and Michael Devoe both played last season (Alvarado missed seven games, Devoe three due to injury), they accounted for 42.1 percent of the Jackets' scoring. Both players earned All-ACC recognition.

This season they accounted for 42.5 percent of Tech's points in ACC games, and they have either scored or assisted on 305 of the Yellow Jackets' 459 baskets (66.6 percent). They ranked No. 8 (Devoe) and 12 (Alvarado) in the ACC in scoring



# TECH NOTEBOOK

## Tech Alumni in the NBA

Player	Team
Derrick Favors	Utah Jazz
Josh Okogie	Minnesota Timberwolves
Iman Shumpert	Brooklyn Nets
Thaddeus Young	Chicago Bulls

## Tech Alumni Elsewhere

Player (years at Tech)	Most Recent Team
Tony Akins (1998-2002)	SK Knights (South Korea)
Brandon Alston (2017-19)	Team Ehingen Urspring (Germany)
Alade Aminu (2005-09)	Polski Cukier Torun (Poland)
James Banks III (2018-20)	Hapoel Beer Sheva (Israel)
Will Bynum (2004-06)	Bivouac/Big 3 (USA)
Demarco Cox (2014-15)	Quimper (France)
Mouhammad Faye (2006-08)	Promithias (Greece)
Marcus Georges-Hunt (2012-16)	Sichuan (China)
Dion Glover (1997-99)	Bivouac/Big 3 (USA)
Trae Golden (2013-14)	Bahcesehir Koleji Istanbul (Turkey)
Abdoulaye Gueye (2014-19)	Ashdod (Israel)
Josh Heath (2014-17)	Leuven Bears (Belgium)
Kammoon Holsey (2011-14)	MBC Mykolaiv (Ukraine)
Jarrett Jack (2002-05)	Ignite (G League)
Tadric Jackson (2014-18)	Sentjur (Slovenia)
Ben Lammers (2014-18)	ALBA Berlin (Germany)
Gani Lawal (2007-10)	Fukuoka Rizing (Japan)
Anthony McHenry (2001-05)	Shinshu BW (Japan)
Daniel Miller (2009-14)	Sendai 89ers (Japan)
Charles Mitchell (2014-16)	Niigata Albirex (Japan)
Anthony Morrow (2004-08)	Bivouac/Big3 (USA)
Zachery Peacock (2006-10)	JL Bourg (France)
Glen Rice, Jr. (2009-12)	Juventus (Lithuania)
Robert Sampson (2013-15)	CSM Focsani (Romania)
Avi Schafer (2017-19)	Mikawa Sea Horses (Japan)
Adam Smith (2015-16)	Ionikos Nikias (Greece)
Jeremis Smith (2004-08)	Biqua (Uruguay)
Quinton Stephens (2013-17)	Leyma Basquet Coruna (Spain)
James White (2015-16)	Ural Ekaterinburg (Russia)

## Former Tech Players in Coaching

Player (years at Tech)	Current Position
Kenny Anderson (1989-91)	*Fisk University
Ty Anderson (2006-09)	+Jacksonville State
Rod Balanis (1990-94)	#Notre Dame
Anthony Byrd (1981-84)	*Knightdale (N.C.) HS
Straun Fein (1999-2001)	#Brooklyn Nets
Dion Glover (1997-98)	#Grand Rapids (NBA G-League)
Maurice Miller (2007-11)	*Arlington HS (Memphis)
Winston Neal (1999-01)	*Columbia State (Tenn.)
Mark Price (1982-86)	Denver Nuggets
Fred Vinson (1992-94)	#New Orleans Pelicans
Mfon Udofia (2009-13)	#College Park (NBA G-League)

## Former Tech Coaches in Coaching

Coach (years at Tech)	Current Position
Amir Abdur-Rahim (2011-12)	*Kennesaw State
Sherman Dillard (1988-94)	#Iowa
Chad Dollar (2011-16)	#Georgia
Bruce Evans (2012-16)	#North Florida
Brian Gregory (2011-16)	*South Florida
Tavaras Hardy (2016-18)	*Loyola-Maryland
Tom Herion (2014-16)	#South Florida
Paul Hewitt (2000-11)	*Agua Caliente Clippers (G League)
Chris Kreider (2007-09)	#Georgia State
Darryl LaBarrie (2009-11, 2016-17)	#Agua Caliente Clippers (G League)
Robert McCullum (2010-11)	*Florida A&M
Mamadou N'Diaye (2014-16)	#San Francisco
Billy Schmidt (2011-14)	+Chicago Bulls
Cliff Warren (2000-05)	#Georgia State
Charlton Young (2005-09)	#Florida State

\*head coach; #assistant coach; +other staff

average. Combined, they shot 49.9 percent from the floor and 40.8 percent from three-point range.

Again, both players earned All-ACC recognition, Alvarado on the second team and Devoe honorable mention.

*Tech is 12-1 this season when both score in double figures, 9-0 in ACC games. In their two-plus seasons together at Tech, the Yellow Jackets are 25-6 when doing so.*

## BOTH IN DOUBLE FIGURES VS. ACC

**Def. North Carolina, 72-67** - 20 points each (40 of Tech's 72 points), 15-of-21 FG, 11 assists, 11 rebounds combined

**Def. Wake Forest, 70-54** - combined for 42 of Tech's 70 points (Alvarado 25, Devoe 17), combined for 15-of-28 FG, 6-of-14 from distance.

**Def. Florida State, 76-65** - scoring 21 and 19, respectively, hit 6-of-14 three-pointers and dished 10 assists

**Def. Notre Dame, 82-80** - 19 points each, hit 15-of-22 shots and 6-of-8 threes with seven assists

**Def. Pittsburgh, 71-65** - 13 points for Devoe, including the tiebreaking 3-point FG with 4:20 left in the game; 12 for Alvarado, with five assists; 10-of-10 FT combined in the second half

**Def. Miami, 87-60** - Season-high 29 points from Devoe, who hit a career-high seven three-point field goals, while Alvarado scored 16 with six assists and three steals. Combined to hit 17-of-24 FG, 9-of-15 threes.

**Def. Virginia Tech, 69-53** - Alvarado scored 13 points, Devoe 12, combining to hit 10-of-24 shots from the floor, 4-of-11 from three-point range, with seven assists and six steals.

**Def. Duke, 81-77 (ot)** - Devoe scored 15 points, Alvarado 10. Combined for seven assists and 12-of-14 from the foul line. Alvarado scored six of his 10 in overtime.

**Def. Wake Forest, 75-63** - Devoe scored 20 points on 8-of-10 shooting from the floor, including a pair of threes, while Alvarado added 11 while hitting 4-of-7 and one three, five assists and four steals.

**Def. Miami, 70-66 (ACC Tournament)** - Alvarado scored 13 points apiece and combined for 11 assists.

## All in for Alvarado

Point guard Jose Alvarado, recruited to Georgia Tech primarily for his winning attitude, toughness and determination, was given the green light by head coach Josh Pastner to handle the position as a freshman, sink or swim. He has developed into Tech's engine and leader on the floor, earning third-team All-ACC honors as a junior.

*A season-long candidate for ACC Player of the Year, Alvarado wound up on the All-ACC second team and was named the ACC's Defensive Player of the Year.*

The Brooklyn, N.Y., native among the top 10 in the ACC in seven (7) statistical categories ... No. 9 in ACC in scoring (15.38 ppg), No. 6 in FG percentage (.512), No. 1 in FT percentage (.859), No. 6 in assist average (4.17), No. 1 in steals (2.88), No. 8 in assist/turnover ratio (1.96), No. 3 in minutes (36.86) ... With enough makes he would also rank in the top 10 in three-point percentage (.404).

He holed top-10 rankings in many of those categories for ACC games only.

Alvarado is No. 4 in the nation in steals per game. If he holds his conference lead in steals, he will become the first Tech player to do so twice, and the first ACC player since Chris Paul in 2004 and 2005 to accomplish that.

## Will to Win

Many of Georgia Tech's biggest wins bear Jose Alvarado's fingerprints.

• Though he scored just 12 points, he went 6-for-6 from the free throw line, had five assists, and played blanket defense on Pitt guard Xavier Johnson, who turned the ball over seven times and fouled out after playing just 20 minutes.

## Tech Among ACC Steal Leaders

### \*\*Career steals per game

Rk	Player	G	Stl	Avg.
4.	Kenny Anderson	65	168	2.58
12.	Iman Shumpert	92	207	2.25
*	<b>Jose Alvarado</b>	<b>104</b>	<b>+221</b>	<b>*2.13</b>
†25.	Mark Price	126	240	1.90

\*18th if career ended today, +25th in ACC history

• He scored 20-plus points in consecutive games against Virginia, Duke and Florida State, helping fell the No. 16 Seminoles with 21 points (12 in the second half), six assists and five steals, and then scoring 19 points with five assists and six steals to rally the Jackets past Notre Dame.

• At Virginia in a close loss on Jan. 23, Alvarado scored 20 points, made four three-point field goals, and added eight assists and six steals. He nearly led Tech to a win at Duke, scoring 18 of his 26 points and dishing four of his five assists in the second half as the Jackets came from 11 points down to lead inside the final four minutes.

• In that same meeting against Virginia, guarded Sam Hauser for the entire 40 minutes he was on the floor, holding the Cavaliers' forward to eight points on seven shot attempts (0-for-1 on threes), and no free throw attempts

• Alvarado scored 12 of his game-high 20 points in the second half and added seven assists and three steals in Tech's 72-67 victory over North Carolina.

• Similarly, he scored 15 of Tech's first 17 points out of halftime against Wake Forest, finishing with a game-high 25 points. He scored 19 of his 24 in the second half of the Jackets' ACC/Big Ten Challenge game at Nebraska.

• In Tech's win over Pitt on Feb. 14, Alvarado hounded Pitt's Xavier Johnson into seven turnovers and five fouls in just 20:32 of playing time.

• In Tech's win at Miami, hit 6-of-8 shots from the floor and a pair of threes, adding six assists and three steals, helping hold high-scoring Isaiah Wong to four points.

• In Tech's OT win over Duke, scored six of his 10 points in overtime, including a field goal and 4-of-4 from the foul line. Played all 45 minutes.

• In the regular-season finale at Wake Forest, scored nine of his 11 points in the second half, hitting 4-of-5 shots from the floor and his only three, and recorded four of his five assists and three of his four steals after intermission.

• In Tech's ACC Tournament win over Miami, he came back from a first-half knee injury to play all 20 minutes in the second half and made the play of the game by recovering an errant in-bounds pass with Tech clinging to a two-point lead in the closing seconds, and finding an open Jordan Usher for a clinching layup on the other end.

## WHAT THEY SAY ABOUT ALVARADO

• Duke head coach Mike Krzyzewski: *"He's talented, he's motivated, and he's incredibly savvy. He's as good a competitor as we have in our league."*

• ACC Network analyst Luke Hancock: *"Are there many point guards in this league I would take? I can't name too many. He's a competitor, he's an upperclassman, he's tough. He plays the game within the game. He can really frustrate opposing players, because he's crafty, he'll talk a little trash to you, he's very physical, he's always emotional out there, and that fires other guys up."*

• Atlanta Journal-Constitution: *"While Alvarado was a three-star prospect coming out of high school who picked Tech over Rutgers and Seton Hall, there is no player quite like him this season. Across Division I, after Sunday's (Feb. 14) games, there were three players averaging at least 15 points, three assists and two steals per game while shooting at least 50% from the field. Of the three, Alvarado (16.8 points, 4.1 assists, 2.8 steals,*

# TECH NOTEBOOK

## Media Guidelines

Due to Covid-19 restrictions, all media access during the 2020-21 season, including non-game day sessions and post-game press conferences, will be conducted virtually via Zoom call.

The Yellow Jackets' student-athletes and coaches are generally available to the media prior to practices once prior to each game during the season. The practice schedule varies once the season begins, and media sessions will be scheduled and announced weekly.

**Georgia Tech's practices are closed to the public and the media even during normal times.**

Interview requests with student-athletes that need to be conducted at other times must be made through Mike Stamus in the communications office at least 24 hours in advance. These interviews will be scheduled around the student-athletes' availability and class schedule.

Media are asked not to contact student-athletes directly either by phone, text, social media or e-mail; they are instructed to refer media to the communications office. Every effort will be made to make players available when requested. Players are not available on game days until after the game.

## Interviewing Coach Pastner

Media wishing to speak with Coach Pastner at times other than scheduled media availabilities must notify Mike Stamus in the communications office in advance to make or confirm arrangements. He also is available each Monday on the ACC Teleconference beginning January 4.

## Post-Game Protocol

Each team will host its own postgame press conference via video teleconference. Georgia Tech will employ Zoom technology and provide a link to the media the day of each game.

## Josh Pastner Radio Show

Head coach Josh Pastner's weekly radio show airs each Monday from 7-8 p.m. on "680 the Fan" and 93.7 FM, beginning in December.

## ACC Coaches Weekly Teleconference

The 15 ACC head basketball coaches will be featured on nine Monday teleconferences during the 2019-20 season, beginning on January 4, and continuing through March 1. Each coach will have 10 minutes to make an opening statement and answer questions. There will be an instant replay of each teleconference on the Conference's internet site TheACC.com each Monday afternoon.

Coaches whose teams play on Monday in January and February are not required to participate in that day's call. Coaches who do not have a Monday game - Georgia Tech is one - will be on every Monday at the same time. The teleconference schedule for each Monday will differ for the other head coaches, depending on what teams play that Monday night.

Contact Andy Fledderjohann at the ACC media relations office (afledder@theacc.org) for the call-in number and for questions on the schedule.

51.7% field-goal percentage) is the only one registering those numbers in a power conference."

• **Notre Dame coach Mike Brey:** "Thoroughly impressed with him. I used the line that they use with the Yankees since he's a New Yorker, he is absolutely the straw that stirs the drink for Georgia Tech. We're watching tape, and obviously he leads the league in steals, and he had a couple key ones the other night against us ... and he comes from behind and gets somebody from Duke and goes coast to coast, and I turned to our staff, and I told them 'that's called getting New Yorked.' New York guards have an instinct for picking your pocket and great hands. He is right out of that mold. He makes them go."

• **Louisville coach Chris Mack:** "To me, Alvarado has played all year long as a First Team All-ACC player..."

• **Virginia coach Tony Bennett:** "He really has quick hands. Look at his eyes, he is wired. He's experienced, and he's really got a defensive mindset, really quick with good instincts."

• **Chris Carlson, Syracuse Post-Standard:** "Point guard Jose Alvarado, who feels like he's been playing forever, has emerged as an early candidate for ACC Player of the Year."

• **Clemson coach Brad Brownell:** "He's got an unbelievable nose for the ball and great anticipation skills. He wants to be involved in every play."

### YEAR-BY-YEAR FOR ALVARADO

Year	PPG	APG	FG%	3PT%	FT%	A/TO	MPG
2017-18	12.1	3.1	.448	.370	.802	77/59	35.0
2018-19	12.5	3.4	.392	.286	.743	105/64	34.3
2019-20	14.4	4.1	.444	.336	.793	96/64	33.5
2020-21	15.4	4.2	.512	.404	.859	100/51	36.9

### Alvarado Moving Up Career Charts

Jose Alvarado sits at No. 20 with 1,403 points and needs eight to catch No. 19 Lenny Horton (1,411 from 1977-80).

He has exceeded 20 points 15 times over his last 38 games, including six times this season. He has posted 69 double-figure scoring games in his career, 25 times scoring 20 or more.

### CAREER RANKINGS AT TECH FOR ALVARADO

Stat	Value	Rank
Points	1,403	20
3-point field goals	170	11
3-point FG attempts	496	9
Assists	378	12
Steals	221	3
Minutes per game	34.9	8

### Zero-Star to All-Star

The best player development story in Georgia Tech's program is that of junior forward Moses Wright, who played only one year of high school basketball and was not rated at all coming out of high school.

His senior season has seen an even greater jump for the 6-9 Raleigh, N.C., native, who ranks among the ACC's top 10 in scoring average (3rd, 17.50 ppg), rebound average (4th, 8.04 rpg), field goal percentage (4th, .538), steals (10th, 1.46 pg), blocked shots (6th, 1.58 per game), offensive rebounds (4th, 3.04 rpg) and minutes (6th, 35.31 mpg).

That across-the-board performance and his explosive performance of the last three weeks of the regular season made him the ACC's Player of the Year, Tech's first since 1990, and he is the first All-ACC first-team selection since 2001.

During Tech's six-game winning streak to end the regular season, Wright averaged 23.5 points and 10.0 rebounds, with four double-double performances. He has hit 65-of-97 FG (67 pct.), 23-of-36 FT (63.9 pct.) and 3-of-4 3pt FG, adding in 19 assists, 12 blocks, and 6 steals.

**Most remarkable is the improvement in his ballhandling.** He has turned over the ball just 40 times (once every 21.2 minutes), compared to once every 13.2 minutes his

first three seasons. He has achieved career highs in assists (55) and steals (35).

Remarkably consistent, Wright has failed to reach double figures in scoring only 12 times since the beginning of last season and is the only Jacket to play and start every game.

Wright has scored in double figures in 20 games this season, hitting 20 or more in 10 of those. He has seven double-doubles, six of them against ACC teams. His 31-point, 16-rebound game Saturday against Syracuse was his third game of 30 points or more with 10 or more rebounds in his career.

### WHAT THEY SAY ABOUT WRIGHT

Duke head coach Mike Krzyzewski prior to Tech's March 2 win over the Blue Devils: He is "arguably playing as well or better than anybody in our conference. He's been sensational."

Tweeted ESPN play-by-play announcer Anish Shroff following Tech's win over Syracuse: "@GTMBB's Moses Wright ranks in the ACC's top 5 in scoring, rebounding, blocks and steals. That's POY material. Not bad..."

Said ESPN analyst Paul Biancardi during Tech's Dec. 20 win over Delaware State: "A zero-star recruit out of high school maybe, but he's producing like a 5-star player."

Said ACC Network analyst Luke Hancock: "Moses Wright is a beast. He can do it all. He's emerging as a scorer, block shots, rebounder, will absolutely dunk it right on your head. He's an intimidator and plays with a lot of emotion as well."

### YEAR-BY-YEAR FOR WRIGHT

Year	PPG	RPG	FG%	3PT%	FT%	A/TO	MPG
2016-17	3.6	3.4	.307	.065	.543	17/29	16.6
2017-18	6.7	3.7	.470	.208	.489	23/34	18.5
2018-19	13.0	7.0	.531	.241	.617	28/82	30.4
2019-20	17.5	8.0	.538	.414	.667	55/40	35.3

### Be Like Mike

Sophomore guard Michael Devoe, the highest-rated high school prospect Georgia Tech has recruited under Josh Pastner until this fall, steadily improved over the course of his freshman season and made a quantum leap for the Yellow Jackets as a sophomore, finishing No. 7 in the ACC at 16.0 points per game and No. 5 in field goal percentage (47.6).

He warmed back up to that level in ACC play this season, and earned honorable mention All-ACC recognition for the second year in a row.

The 6-5 guard averaged 16.1 points in ACC games (No. 8 in the conference), scoring a season-high 29 points at Miami, 21 and 19 points in two games against Florida State, 22 at home against Clemson, 20 in its win over North Carolina, 17 against Wake Forest and Louisville, 19 against Notre Dame, 23 at Clemson, 18 against Syracuse and 20 at Wake Forest.

He led the ACC in three-point percentage in conference play at times this season, finishing No. 3 at 41.2 percent, and ranked No. 4 in threes per game (2.47). He drained a career-high seven threes at Miami in 11 attempts, and had a 6-for-7 game Jan. 20 against Clemson.

For his career, Devoe has connected on 40.7 percent of his three-point tries, and has hit 42.9 percent in ACC games.

He passed 1,000-point career milestone with his 13-point game Feb. 14 against Pittsburgh and is No. 37 on Tech's all-time list (1,115).

### Burning at Both Ends

Georgia Tech has lived and succeeded by playing excellent defense during its four-plus years under Josh Pastner, but behind their guard combo of Jose Alvarado and Michael Devoe, the Yellow Jackets have risen to become one of the better offensive teams in the ACC.

In the KenPom.com rankings, Tech currently holds its highest offensive efficiency rating (113.7) and national ranking



# TECH NOTEBOOK

## Career Games With ...

Double-Figure Points	2020-21	Career
Jose Alvarado	19	69
Michael Devoe	19	57
Khalid Moore	2	7
Bubba Parham	6	+65
Kyle Sturdivant	1	#2
Jordan Usher	16	*34
Moses Wright	20	51
+includes 53 at VMI; *includes 10 at USC; #includes 1 at USC		

20-plus Points	2020-21	Career
Jose Alvarado	8	26
Michael Devoe	7	19
Bubba Parham	--	24
Jordan Usher	1	*3
Moses Wright	10	13

30-plus Points	2020-21	Career
Michael Devoe	1	1
Bubba Parham	0	9
Moses Wright	2	3

10-plus Rebounds	2020-21	Career
Jose Alvarado	1	2
Michael Devoe	1	1
Jordan Usher	1	1
Moses Wright	7	15

Double-Doubles	2020-21	Career
Jose Alvarado	1	2
Michael Devoe	1	1
Jordan Usher	1	1
Moses Wright	7	14

## Tech in ACC Rankings

All Games	Player	#	Rank
Scoring average	Moses Wright	17.50	3
	Jose Alvarado	15.38	9
	Michael Devoe	14.88	10
Rebounding	Moses Wright	8.04	4
Field goal pct.	Moses Wright	.538	4
	Jose Alvarado	.512	6
	Michael Devoe	.442	10
Free throw pct.	Jose Alvarado	.859	1
3-point FG made	Michael Devoe	2.29	6
	Jose Alvarado	1.83	15
Assists	Jose Alvarado	4.17	6
	Michael Devoe	3.33	9
Assist/TO ratio	Jose Alvarado	1.96	8
	Michael Devoe	1.29	15
Blocked shots	Moses Wright	1.58	6
Steals	Jose Alvarado	2.88	1
	Jordan Usher	1.58	5
	Moses Wright	1.46	10
Offensive rebounds	Moses Wright	3.04	4
Defensive rebounds	Moses Wright	5.00	11
Minutes Played	Jose Alvarado	36.86	3
	Moses Wright	35.31	6
	Michael Devoe	34.48	9

ACC Games	Player	#	Rank
Scoring average	Moses Wright	16.94	3
	Michael Devoe	16.12	8
	Jose Alvarado	14.41	12
Rebounding	Moses Wright	8.06	6
Field goal pct.	Moses Wright	.531	5
	Jose Alvarado	.526	6
	Michael Devoe	.458	11
Free throw pct.	Michael Devoe	.754	10
3-point FG made	Michael Devoe	2.47	4
Assists	Jose Alvarado	4.24	5
	Michael Devoe	2.88	14
Assist/TO ratio	Jose Alvarado	2.00	6
Blocked shots	Moses Wright	1.88	5
Steals	Jose Alvarado	3.12	1
	Jordan Usher	1.59	5
	Moses Wright	1.53	7
Offensive rebounds	Moses Wright	3.00	4
Defensive rebounds	Moses Wright	5.06	12
Minutes Played	Jose Alvarado	37.40	2
	Moses Wright	35.75	4
	Michael Devoe	34.90	10

Through games of March 6

(29) under Pastner, and ranks No. 38 in effective field goal percentage (54.1) and No. 38 in lowest turnover percentage (16.2). The Jackets have done this relying more on the three-point shot than they did last season (36.9 percent of their FGA are threes compared to 29.6 percent last season).

Tech has scored more than a point per possession in eight straight games and 20 times this season.

Without relying a great deal on three-point shooting last season, Tech ranked No. 171 nationally with a 103.1 offensive efficiency rating, and No. 157 with a 49.8 percent effective field goal percentage.

## 3-POINT RELIANCE UNDER PASTNER

Percentage of 3FA/FGA according to KenPom.com

Year	3PA/FGA	Nat'l Rank
2016-17	24.6%	349
2017-18	27.7%	335
2018-19	33.4%	303
2019-20	29.6%	324
2020-21	36.9%	187

## Takeaways Over Rejection

Not only has Georgia Tech cut down on its own turnovers this season, it has become one of the nation's best teams at creating turnovers as a way of generating offense. It has been a by-product of playing a smaller lineup that lacks a rim protector.

Tech's center has made the ACC's All-Defensive Team each of the last four years - Ben Lammers (2017, 2018) and James Banks III (2019, 2020), both of whom lead the conference in blocked shots. This year, Tech has two representatives on the All-Defensive Team - Jose Alvarado, who was also named ACC Defensive Player of the Year, and forward Moses Wright.

Tech is No. 1 in the ACC in steals in conference games (9.00 per game), with Alvarado, Jordan Usher and Wright all ranked in the top 10 individually. Tech remains No. 1 in most turnovers forced (15.54 per game). Wright also has improved as a rim protector, sitting No. 6 in the ACC in blocked shots (1.58 per game).

The Jackets are No. 4 nationally in steal percentage and No. 29 in turnover percentage, according to KenPom.com. Those takeaways have directly boosted Tech's scoring.

Year	TO Forced	Steals	Pts/TO	FBrk Pts	Blocks
2019-20	13.9 pg	7.1 pg	14.9 pg	10.2 pg	4.6 pg
2020-21	15.5 pg	9.0 pg	18.5 pg	13.5 pg	3.4 pg

## Wire-to-Wire

Though he has expanded his bench to reflect the growing level of talent within the program, head coach Josh Pastner remains committed to a tight playing rotation when conference play rolls around, reminiscent of the way Bobby Cremins coached the Yellow Jackets over his 19 seasons.

Tech currently ranks No. 337 in percentage of minutes played by reserves (19.8). Jose Alvarado and Moses Wright rank No. 31 and No. 77 nationally in percentage of minutes used. Between them, Alvarado and Wright have eight complete games this season.

Tech's highest ranking in bench minutes under Josh Pastner came in 2017-18, when the Jackets ranked No. 89 at 33.5 percent. They have not ranked higher than No. 210 in any other year under Pastner.

## BENCH MINUTES UNDER PASTNER

Year	Pct.	Nat'l Rank	Natl Avg.	Vs. ACC
2020-21	19.8	337	31.1	na
2019-20	26.5	267	30.3	na
2018-19	33.5	89	30.3	na
2017-18	30.1	210	31.5	na
2016-17	24.6	323	31.9	na

## Assisted Living

Georgia Tech coach Josh Pastner preached and prodded his Yellow Jackets on ball and player movement and hard cutting from the first time he got his team on the practice court. His primary measuring stick on how well the Jackets perform offensively is their ratio of assists to made field goals.

Tech has consistently been above the national average and maintained a high rate in ACC games. The Jackets currently rank No. 34 nationally at 58.4 percent. They hold the second-highest mark in ACC games (58.8 pct.).

**Tech's top assists-to-made field goals ratios:** 1987-88 - 68.3; 1988-89 - 65.9; 1986-87 - 65.8; 1992-93 - 65.0; 1985-86 - 64.8; 2000-01 - 62.9; 1999-00 - 62.9; 2016-17 - 62.6.

## ASSISTS TO MADE FG UNDER PASTNER

Year	A/FGM	Nat'l Rank	Natl Avg.	Vs. ACC
2020-21	58.2	37	51.8	na
2019-20	53.3	139	51.5	58.0
2018-19	57.4	46	51.9	56.4
2017-18	54.3	119	52.3	53.9
2016-17	62.4	13	52.4	63.2

## Build the Wall

Due to its ability to play both zone and man-to-man and keep opponents off-balance, Georgia Tech has been able to rely on its mixture of defenses to win games over Josh Pastner's first four seasons at Georgia Tech.

After giving up 205 points against Georgia State and Mercer, Tech has gone on to limit 13 of its last 22 opponents to less than one point per possession, nine of them in the ACC (Wake Forest 0.772, North Carolina 0.955, Florida State 0.886, Virginia 0.993, Pittsburgh 0.985, Miami 0.877, Virginia Tech 0.936, Duke 0.981, Wake Forest 0.932, Miami 0.949).

The Jackets are currently No. 51 nationally according to KenPom.com in defensive efficiency (94.4), and have held six of their last seven opponents under a point per possession.

## The Pause Nobody Wanted

Four of Georgia Tech's January ACC games were postponed due to COVID-19 protocols prior, matching the longest layoff (16 days between games) in program history.

The last such break occurred the 1982-83 season, when coach Bobby Cremins' second Tech team, led by freshman Mark Price, went 16 days between games (Dec. 18 to Jan. 4). Tech has five in-season breaks of 14 days or longer all-time, all of them around the Christmas holiday.

Only two of Georgia Tech's five postponed ACC games were rescheduled and played, at Louisville (Feb. 1) and at home against Pitt (Feb. 14). The Yellow Jackets' games at Notre Dame (originally Jan. 6) and NC State (Jan. 16) and the home game against Boston College (Feb. 17) will not be made up unless a cancellation occurs this week. Tech also had a non-conference game at UAB (Dec. 23) cancelled due to COVID concerns with the Blazers.

## LONGEST LAYOFFS

Season	Dates	#Days b/t Games
2020-21	Jan. 3-20	16
1982-83	Dec. 18-Jan. 4	16
1953-54	Dec. 12-28	15
1948-49	Dec. 22-Jan. 7	15
1945-46	Dec. 20-Jan. 4	14

# TECH NOTEBOOK

## McCamish Pavilion 411

**Name:** McCamish Pavilion (mc-CAME-ish), named for Atlanta insurance executive Hank McCamish who gave the lead gift for the facility

**Capacity:** approximately 8,600 (6935 court level, 1665 balcony level)

**Cost:** \$50 million

**Contractor:** Whiting-Turner

**Architect:** Populous

**Cremens Court:** the court remains named for the former Tech head coach

**Alexander Courtyard:** located at the Fowler Street entrance, honors the former Tech director of athletics and the history of the former Tech home arena named for him

**Grand entrance:** 10th and Fowler Streets, foyer includes graphic representations of retired jerseys and Tech's two Final Four appearances

**Other entrances:** West entrance off Fowler Street (students and media), East entrance from main arena parking (for club patrons)

**Features:** center-hung scoreboard and video boards, mezzanine fascia ribbon boards, theatrical lighting, primarily chairback seating, club area

## Facts and Dates

- 2,500 cubic yards of concrete removed
- 3,000 cubic yards of concrete installed
- 500 tons of new steel installed
- Over 1 mile of new railing installed
- 20,000 gallons of paint used
- 2,000 feet of new mechanical piping
- 2,500 feet of new ductwork
- \$4M in new audio-visual and scoreboards
- 50 TV's throughout the concourse and Callaway Club
- Farthest distance material has traveled to get on site: 4,835 miles
- Shortest distance material has traveled to get on site: 1 mile
- Number of Tech alumni involved in the project: over 100
- Number of days construction took: 520
- Number of 1950's old style Coke bottles found while installing the underground foundations: 11
- Number of new staircases: 13
- Number of new sports lights for the competition floor: Over 300
- 270-degree court view from concourse

**Groundbreaking:** May 5, 2011

**Opening:** October, 2012

**First public event:** Oct. 21, 2012 - Jacket Jam (men's and women's scrimmages)

**First men's game:** Nov. 9, 2012 vs. Tulane

**Head coaches:** Brian Gregory of Georgia Tech, Ed Conroy of Tulane

**Officiating crew:** Karl Hess, Gary Maxwell, Raymond Styons

**TV announce crew:** Tom Werme, Cory Alexander (ACC Network)

**First Tech points:** Marcus Georges-Hunt (2 FT, 18:13, 1st half)

**First basket:** Tulane's Josh Davis (18:44, 1st half)

**Attendance:** 8,600 (sellout)

**First women's game:** Nov. 11, 2012 vs. Tennessee

*Tech played 55 seasons in Alexander Memorial Coliseum, compiling a record of 556-194 (.741). Miami was the last team to play Tech there, a game Tech won, and was the first ACC team to play in McCamish Pavilion, which Miami won. For the 2011-12 season, Tech played its home games at Philips Arena and the Arena at Gwinnett.*

## Three Freshmen Join 2020-21 Squad

Georgia Tech filled all three of its available scholarships for this season, signing four-star 7-1 center **Saba Gigiberia**, three-star 6-2 guard **Tristan Maxwell** and three-star 6-9 forward **Jordan Meka**.

Gigiberia, originally from Tbilisi in the Republic of Georgia, attended Prolific Preparatory School in Napa, Calif., after a year at Findlay Prep in Las Vegas, Nev. He has represented Georgia in the FIBA U16 and U18 European Championships.

Meka, originally from Yaounde, Cameroon, has attended Mt. Bethel Christian Academy in Marietta, Ga., since ninth grade, and has made all-state teams the last three years and is the school's all-time leading scorer, rebounder and shot-blocker.

Maxwell, the son of 13-year NBA veteran Vernon Maxwell, led class 4A in three-point shooting last season at North Mecklenburg High School in Huntersville, N.C. He is the school's all-time leading three-point shooter and scorer, and was the consensus North Carolina Player of the Year in 2019-20.

## Transfers Howard, Sturdivant Eligible Immediately

Georgia Tech added two players with high-major college experience when 6-10 forward Rodney Howard and 6-2 guard Kyle Sturdivant, both of whom prepped in the state of Georgia, transferred into the Tech program from Georgia and Southern California, respectively, following the 2019-20 season.

Both players were granted immediately eligibility by the NCAA and have three seasons to play for the Yellow Jackets.

Howard, who played 24 games last year and was the second-leading shot-blocker for the Bulldogs, adds experience a young post group that includes freshmen Saba Gigiberia and Jordan Meka.

Sturdivant, who played 21 games at USC before his season ended abruptly due to the death of his father, joins a deep and talented group of guards.

## Pre-Season Storylines

• **Core group returns** - Georgia Tech returned four of its five starters and seven of its eight primary rotation players in 2020-21. Tech's returning players combined for 125 starts and 79.7 percent of Tech's minutes in 2019-20.

• **Firepower returning** - Tech returned its top three scorers from last season - Jose Alvarado, Michael Devoe and Moses Wright - who accounted for 56.2 percent of its points, 36.1 percent of its rebounds and 43.7 percent of its minutes.

• **Get old and stay old** - Tech's core group of returning players includes four seniors and two juniors.

• **Reinforcements** - Tech added three freshmen rated the nation's No. 51 recruiting class by 247Sports - 6-3 high-scoring guard Tristan Maxwell from North Mecklenburg High School in Charlotte, N.C., 6-9 post player Jordan Meka from Mt. Bethel Christian Academy in Kennesaw, Ga., and 7-1 post player Saba Gigiberia from Prolific Prep Academy in California.

• **Boomerang boys** - All four of the transfers on Georgia Tech's roster are from the Atlanta metropolitan area or went to high school here - Rodney Howard (Alpharetta/Centennial HS), Bubba Parham (Snelville/Brookwood HS), Kyle Sturdivant (Norcross/Norcross HS) and Jordan Usher (Canton/Wheeler HS). Tech graduated two others last season - James Banks III (Decatur, Ga., transferred from Texas) and Shembari Phillips (Atlanta, Ga., transferred from Tennessee).

• **106th season** - Georgia Tech is playing its 106th season of basketball in 2020-21 and began the season with an all-time record of 1,393-1,258 (22 wins and one loss from the 2016-17 and 2017-18 seasons were vacated by the NCAA Committee on Infractions).

• **Tech in ACC play** - This is Tech's 42nd season as a member of the Atlantic Coast Conference, having won the conference championship in 1985, 1990 and 1993. Prior to that, Tech competed in the Metro Conference for three seasons from 1975-78, was an independent from 1964-75, and was

## Georgia Tech By the Numbers

1	SEC Championships
1	NCAA Post-Graduate Scholar
1	Naismith Award winner
2	Final Four appearances
2	ACC regular-season titles
2	ACC Players of the Year
2	National Freshmen of the Year
3	ACC Championships
3	Years a Member of the Metro Conference
5	First-team All-America players
6	Jersey numbers retired
6	Academic All-Americans
7	NCAA Sweet 16 appearances
8	Wins over teams ranked No. 1
8	NBA lottery picks
12	ACC Rookie of the Year honorees
14	Head coaches in program history
16	NCAA Tournament berths
19	NBA first-round draft picks
24	Total postseason berths (NCAA and NIT)
32	Years a Member of the SEC
40	Years a Member of the ACC
47	Players taken in the NBA Draft
49	Players selected All-ACC
228	Weeks ranked in either AP or Coaches Poll

a member of the Southeastern Conference for 32 years from 1932-64, winning one title in 1938.

• **63** - Total years of full-time experience on Division I staffs for Tech's coaching staff.

• **Never on Tuesday** - Because Georgia Tech dropped the appeal of its postseason ban by the NCAA, it did not play in the ACC Tournament. It is worth noting, however, that the Yellow Jackets' fifth-place regular-season finish would have given them a first-round bye for the first time since the conference expanded to 15 teams.

• **The News at 11** - Tech achieved double-digit ACC wins for the first time since the Yellow Jackets went 13-3 to win the 1995-96 regular season title in the ACC. Tech has won 10 or more ACC games only three times in its 41-year history in the conference.

• **Winning** - Tech's last winning record in the ACC before last season was 2003-04 (9-7), and the Jackets have posted only seven such seasons in 41 years in the league.

• **Home stretch** - Georgia Tech won its final seven home games (six of them ACC games) after starting the season 3-6 within the confines of McCamish Pavilion. Tech's six-game home ACC win streak was its longest since the Jackets went 8-0 at home in the conference in 1995-96.

• **More snacks** - Tech finished 5-5 on the road in the ACC, having defeated NC State, North Carolina, Boston College, Wake Forest and Clemson. The last time Tech won five conference road games was 1995-96 (5-3), when the Jackets finished 13-3 overall and won the ACC regular season title. It is the only other time Tech has won as many as five ACC road games.

• **ACC honors** - Jose Alvarado (All-ACC third team), Michael Devoe (honorable mention All-ACC), James Banks III (ACC All-Defensive team for the second time).

• **Offense catches up to defense** - Tech finished the regular season No. 17 in the nation in defensive efficiency, according to KenPom.com, and with its best rankings in offensive efficiency and adjusted tempo in the Yellow Jackets' four years under Josh Pastner. Tech improved its overall field goal percentage in ACC games over 2018-19 by 3.6 percent, and its three-point rate by 3.5 percent.

• **A make-or-miss game** - After ranking near the

# TECH NOTEBOOK

bottom of the ACC in shooting over the first three years under Josh Pastner, Georgia Tech finished 2019-20 ranked No. 2 in the ACC in field goal percentage (46.2) against the conference, No. 6 in three-point percentage (34.1) and No. 9 in scoring (69.85). **See chart on page 4.**

- **More balanced** - Tech ranked ninth in the ACC in scoring average in conference games (69.85) and sixth in scoring defense (69.20). The Jackets have typically ranked near the top in defense (average ranking 4.3) and near the bottom in offense (14.3) the last three seasons. Tech also ranked near the middle in offensive (9th) and defensive efficiency (5th) against the league, according to KenPom.com.

- **Defending the arc** - Tech finished the season with a program record in 3-point field goal percentage defense (28.5 pct.), beating the 2004 Final Four team mark of 29.74 pct. ACC foes shot 29.2 percent against the Jackets, just shy of the mark of 29.0 percent yielded by the 2007-08 team.

- **Clamping down** - Tech won its final six ACC games at home (NC State, Virginia Tech, Louisville, Clemson, Miami, Pittsburgh), holding all five to less than 60 points (57.7 ppg) and limiting them to 36.7 percent shooting from the floor, 18.1 percent from three-point range. **See chart on page 6.**

## Building Depth

The upward progress of Georgia Tech's program is evident in the development of its last three classes, each of whom has played significant minutes and made significant contributions on the ACC level. Though not highly-rated in terms of rankings, the players have a wide range of skills and have developed into consistent conference-level performers for the next couple of years.

a. The 2017-18 class of Jose Alvarado, Evan Cole and Moses Wright combined to start 152 games, and contributed 31.8 points, 11.0 rebounds and 76.5 minutes per game last season (Cole graduated and transferred after last season).

b. The 2018-19 class of Michael Devoe, Khalid Moore and Kristian Sjolund combined to start 117 games, and contributed 19.5 points, 6.0 rebounds and 50.4 minutes last season (Sjolund redshirted before transferring to UTEP after last season).

c. James Banks III, who transferred from Texas, and Jordan Usher, a transfer from Southern California, started 54 games, contributed 17.7 points, 12.0 rebounds and played 56.2 minutes per game in 2019-20.

## Five-Star Player Development

Notable player development successes over the past four seasons include Josh Okogie, Ben Lammers, Tadic Jackson, Abdoulaye Gueye, James Banks III, Jose Alvarado, Moses Wright and Michael Devoe, who maximized their skill sets and their production under the current coaching staff.

Okogie went from being ranked 11th in the state as a HS senior to a first-round NBA draft pick. Gueye, a 6-9 forward, developed from a project player into an ACC-level contributor in the first two seasons with the current staff. Graduate transfer Brandon Alston had similar statistical numbers at the ACC level as he compiled in two seasons at Lehigh.

Banks, a 6-10 center, made the ACC's All-Defensive team twice in two years and finished his career No. 8 in blocked shots at Tech. Wright blossomed at the end of the 2018-19 season and doubled his scoring and rebounding averages in 2019-20 over his sophomore year. Devoe added more than six points to his scoring average and ranked among the top five in the ACC in field goal and three-point percentage.

## Tech Inks 16th-Ranked Recruiting Class

Georgia Tech signed its highest-rated class in nine years during the November signing period when four-star guards **Dallan "Deebo" Coleman** and **Miles Kelly**, as well as three-star forward **Jalon Moore**, put their names on letters-of-intent to join the Yellow Jackets.

The three-player class is rated the 17th-best in the nation and third-best in the Atlantic Coast Conference according to the 247Sports composite team rankings. Coleman, a 6-6 guard from Callahan, Fla., at No. 48 nationally, is the highest-rated player to sign with Tech during the tenure of head coach Josh Pastner. Kelly, a 6-5 guard from Lilburn, Ga., is No. 108 according to 247Sports but as high as No. 98 according to Rivals. Moore, a 6-6 forward from Gardendale, Ala., holds a 247Sports ranking of No. 137.

Coleman and Kelly are both among the nominees for the 2021 McDonald's All-American Game.

It is the first time since 2012 that Georgia Tech has signed as many as three players ranked among the nation's top 150 in the 247Sports ranking. Tech's 2012 recruiting class included four-star forwards **Marcus Georges-Hunt** and **Robert Carter, Jr.**, and was rated the nation's 10th-best. The Jackets had the nation's 11th-ranked class in 2009, a six-player group highlighted by forward **Derrick Favors**, the nation's top-ranked prospect, and guard **Mfon Udofia**.

## Winning Starts at Home

Georgia Tech and head coach Josh Pastner have made a priority of making McCamish Pavilion a real homecourt advantage for the program, and the Yellow Jackets made a good start on that by setting a program record for wins at home (17) in 2017-18, including a 7-2 ACC record and two NIT victories.

Tech is 28-16 against ACC teams at home under Pastner, and that includes a 8-9 mark against ranked opponents.

Tech is 58-23 at McCamish Pavilion under Pastner, 101-53 since the building opened for the 2012-13 season.

## Welcome to The Hank

Georgia Tech is playing its ninth season in McCamish Pavilion, which was essentially brand new when it opened for the 2012-13 season. The only physical elements of McCamish Pavilion that remain from the venerable Alexander Memorial Coliseum are the roof and the 32 steel ribs that support it.

The capacity of McCamish Pavilion is 8,600, including 1,665 seats in the new balcony level and 6,935 seats in the lower seating bowl. There are no suites, but there is a club area that seats 500. Alexander Memorial Coliseum seated 9,191 spectators in its final configuration.

The most impressive features of McCamish Pavilion are its grand entrance, which fronts 10th and Fowler Streets, the ability for patrons to view the court from the main concourse all the way around, and the theatrical lighting system, which concentrates light on the court while leaving the seating areas dark, modeled after the Staples Center in Los Angeles and Madison Square Garden in New York.

Tech played 55 seasons in Alexander Memorial Coliseum, compiling a record of 556-194 (.741). Miami was the last team to play Tech in Alexander Memorial Coliseum, a game Tech won, and was the first ACC team to play in McCamish Pavilion on Jan. 5, which Miami won. For the 2011-12 season, Tech played its home games at Philips Arena and the Arena at Gwinnett.

## Four Tech Alumni on NBA Rosters

Since 1982, Georgia Tech has produced 19 first-round NBA draft picks and 46 draft picks overall. A total of 40 Georgia Tech alumni have played in the NBA.

Four former Georgia Tech basketball stars are currently on NBA rosters, including nine-year veteran Iman Shumpert, who was signed by the Brooklyn Nets, his fifth NBA team, at the end of January after a year unsigned.

**Josh Okogie**, drafted 20th overall by the Minnesota Timberwolves in 2018, is in his third season with the team.

**Thaddeus Young**, a 14-year NBA veteran, is in his second season with the Chicago Bulls following three full seasons with the Indiana Pacers, seven seasons in Philadelphia, one in Minnesota and two in Brooklyn.

**Derrick Favors**, an 11-year veteran, has returned

to the Utah Jazz after spending the 2019-20 campaign with the New Orleans Pelicans. He emerged as a key figure in his previous nine-year stint, but became a free agent after the 2018-19 season and signed with New Orleans.

## Arts and Letters

Georgia Tech placed seven members of its team on the fall semester Dean's List, a high for one semester for the program - seniors **Jose Alvarado**, **Shaheed Medlock** and **Malachi Rice**, and sophomores **Niko Broadway**, **Rodney Howard**, **Jehloni James** and **Kyle Sturdivant**.

Beginning with Moe Miller and Lance Storrs in the summer of 2011, every four-year senior in the Georgia Tech program has graduated, with the exception 2019 senior Ben Lammers, who is playing pro ball overseas and needs to complete one course.

Ten different Georgia Tech players have made the ACC All-Academic team since it was established in 2011, with Marcus Georges-Hunt and Tadic Jackson making it twice.

Tech's men's basketball team has recorded the highest Academic Progress Report scores the last five years since the NCAA began tracking academic performance in 2004-05. The Jackets scored a perfect team single year APR score of 1000 three straight years from 2011-13.

## BASKETBALL GRADUATES

2012 - Derek Craig, Nick Foreman
2013 - Mfon Udofia, Pierre Jordan (Master's), Brandon Reed
2014 - Kammeon Holsey, Daniel Miller, Jason Morris
2015 - Robert Sampson
2016 - Marcus George-Hunt, Travis Jorgenson
2017 - Josh Heath, Corey Heyward, Kellen McCormick (Master's), Jodan Price (Master's), Rand Rowland, Quinton Stephens
2018 - Tadic Jackson, Ben Lammers (has one course to complete)
2019 - Abdoulaye Gueye, Sylvester Ogbonda, Brandon Alston (Master's)
2020 - Evan Cole, Shembari Phillips

## Tech's NCAA Tournament History

Georgia Tech has played in the NCAA Tournament 16 times in its history. Fifteen of those appearances have occurred from 1985 to the present, 10 under head coach Bobby Cremins and five under Paul Hewitt.

Tech has a record of 23-16 in NCAA Tournament play, highlighted by its 2004 trip to the NCAA title game as well as a Final Four berth in 1990. The Yellow Jackets have reached the NCAA Sweet 16 seven times (1960, 1985, 1986, 1990, 1992, 1996, 2004).

The 2004 and 2005 appearances were Tech's' first back-to-back appearances since Bobby Cremins led the Institute to the Big Dance nine straight years from 1985-93.

Georgia Tech has won at least one game in 11 of its 16 NCAA Tournament appearances.



## ACC TOURNAMENT HISTORY

**1980 - Greensboro Coliseum, Greensboro, N.C.**  
#1 Maryland 51, #8 Georgia Tech 49 (ot)

**1981 - Capital Centre, Landover, Md.**  
#1 Virginia 76, #8 Georgia Tech 47

**1982 - Greensboro Coliseum, Greensboro, N.C.**  
#1 North Carolina 55, #8 Georgia Tech 39

**1983 - The Omni, Atlanta, Ga.**  
#6 Georgia Tech 64, #3 Maryland 58  
#2 Virginia 96, Georgia Tech 67

**1984 - Greensboro Coliseum, Greensboro, N.C.**  
#3 Duke 67, #6 Georgia Tech 63 (ot)

**1985 - The Omni, Atlanta, Ga. (Champions)**  
#1 Georgia Tech 55, #8 Virginia 48  
Georgia Tech 75, #4 Duke 64  
Georgia Tech 57, #2 North Carolina 54

**1986 - Greensboro Coliseum, Greensboro, N.C. (Runner-up)**  
#1 Georgia Tech 79, #8 Clemson 61  
Georgia Tech 64, #6 Maryland 62  
#1 Duke 68, Georgia Tech 67

**1987 - Capital Centre, Landover, Md.**  
#4 Virginia 55, #5 Georgia Tech 54

**1988 - Greensboro Coliseum, Greensboro, N.C.**  
#5 Maryland 84, #4 Georgia Tech 67

**1989 - The Omni, Atlanta, Ga.**  
#4 North Carolina 77, #5 Georgia Tech 62

**1990 - Charlotte Coliseum, Charlotte, N.C. (Champions)**  
#3 Georgia Tech 76, #6 NC State 67  
Georgia Tech 83, #2 Duke 72  
Georgia Tech 70, #5 Virginia 61

**1991 - Charlotte Coliseum, Charlotte, N.C.**  
#4 NC State 82, #5 Georgia Tech 68

**1992 - Charlotte Coliseum, Charlotte, N.C.**  
#4 Georgia Tech 68, #5 Virginia 56  
#1 Duke 89, Georgia Tech 76

**1993 - Charlotte Coliseum, Charlotte, N.C. (Champions)**  
#6 Georgia Tech 69, #3 Duke 66  
Georgia Tech 69, #7 Clemson 61  
Georgia Tech 77, #1 North Carolina 75

**1994 - Charlotte Coliseum, Charlotte, N.C.**  
#3 Wake Forest 74, #6 Georgia Tech 49

**1995 - Greensboro Coliseum, Greensboro, N.C.**  
#4 Virginia 77, #5 Georgia Tech 67

**1996 - Greensboro Coliseum, Greensboro, N.C. (Runner-up)**  
#1 Georgia Tech 88, #9 NC State 73  
Georgia Tech 84, #5 Maryland 79  
#2 Wake Forest 75, Georgia Tech 74

**1997 - Greensboro Coliseum, Greensboro, N.C.**  
#8 NC State 60, #9 Georgia Tech 46

**1998 - Greensboro Coliseum, Greensboro, N.C.**  
#3 Maryland 83, #6 Georgia Tech 65

**1999 - Charlotte Coliseum, Charlotte, N.C.**  
#3 North Carolina 78, #6 Georgia Tech 49

**2000 - Charlotte Coliseum, Charlotte, N.C.**  
#7 Florida State 63, #8 Georgia Tech 62

**2001 - Georgia Dome, Atlanta, Ga.**  
#5 Georgia Tech 74, #4 Virginia 69  
#1 North Carolina 70, Georgia Tech 63

**2002 - Charlotte Coliseum, Charlotte, N.C.**  
#3 Wake Forest 92, #6 Georgia Tech 83

**2003 - Greensboro Coliseum, Greensboro, N.C.**  
#4 NC State 71, #5 Georgia Tech 65

**2004 - Greensboro Coliseum, Greensboro, N.C.**  
#4 Georgia Tech 83, #5 North Carolina 82  
#1 Duke 85, Georgia Tech 71

**2005 - MCI Center, Washington, D.C. (Runner-up)**  
#5 Georgia Tech 73, #4 Virginia Tech 54  
Georgia Tech 78, #1 North Carolina 75  
#3 Duke 69, Georgia Tech 64

**2006 - Greensboro Coliseum, Greensboro, N.C.**  
#6 Maryland 84, #11 Georgia Tech 62

**2007 - St. Pete Times Forum, Tampa, Fla.**  
#11 Wake Forest 114, #5 Georgia Tech 112 (2 ot)

**2008 - Bobcats Arena, Charlotte, N.C.**  
#7 Georgia Tech 94, #10 Virginia 76  
#2 Duke 82, Georgia Tech 70

**2009 - Georgia Dome, Atlanta, Ga.**  
#12 Georgia Tech 86, #5 Clemson 81  
#4 Florida State 64, Georgia Tech 62

**2010 - Greensboro Coliseum, Greensboro, N.C.**  
#7 Georgia Tech 62, #10 North Carolina 58  
#7 Georgia Tech 69, #2 Maryland 64  
#7 Georgia Tech 64, #11 NC State 59  
#1 Duke 65, #7 Georgia Tech 61

**2011 - Greensboro Coliseum, Greensboro, N.C.**  
#6 Virginia Tech 59, #11 Georgia Tech 43

**2012 - Philips Arena, Atlanta, Ga.**  
#6 Miami 54, #11 Georgia Tech 36

**2013 - Greensboro Coliseum, Greensboro, N.C.**  
#8 Boston College 84, #9 Georgia Tech 64

**2014 - Greensboro Coliseum, Greensboro, N.C.**  
#11 Georgia Tech 73, #14 Boston College 70 (ot)  
#6 Clemson 69, #11 Georgia Tech 65 (ot)

**2015 - Greensboro Coliseum, Greensboro, N.C.**  
#12 Boston College 66, #13 Georgia Tech 65

**2016 - Verizon Center, Washington, D.C.**  
#10 Georgia Tech 88, #7 Clemson 85 (ot)  
#2 Virginia 72, #10 Georgia Tech 52

**2017 - Barclays Center, Brooklyn, N.Y.**  
#14 Pittsburgh 61, #11 Georgia Tech 59

**2018 - Barclays Center, Brooklyn, N.Y.**  
#12 Boston College 87, #13 Georgia Tech 77

**2019 - Spectrum Center, Charlotte, N.C.**  
#15 Notre Dame 78, #10 Georgia Tech 71

**2020 - Greensboro Coliseum, Greensboro, N.C.**  
*Georgia Tech did not participate (NCAA postseason ban)*

**2021 - Greensboro Coliseum, Greensboro, N.C.**  
#4 Georgia Tech 70, #13 Miami 66

## ACC All-Tournament

1980	Brook Steppe, G (2nd)
1983	Mark Price, G (2nd)
1984	Mark Price, G (2nd)
1985	Mark Price, G (1st), Bruce Dalrymple, G (1st), Yvon Joseph, C (2nd), John Salley, F (2nd)
1986	Duane Ferrell, F (1st), Mark Price, G (2nd), Tom Hammonds, F (2nd), John Salley, F (3rd)
1990	Brian Oliver, G (1st), Dennis Scott, F (1st), Kenny Anderson, G (1st), Malcolm Mackey, F (3rd)
1992	Malcolm Mackey, F (2nd)
1993	James Forrest, F (1st), Drew Barry, G (1st), Travis Best, G (2nd)
1996	Matt Harpring, F (1st), Stephon Marbury, G (1st)
2001	Alvin Jones, C (2nd)
2004	B.J. Elder, G (2nd)
2005	Will Bynum, G (1st), Jarrett Jack, G (2nd)
2009	Lewis Clinch, G (2nd)
2010	Derrick Favors, F (1st), Gani Lawal, F (2nd), Iman Shumpert, G (2nd)

## Everett Case Award\*

1985	Mark Price, G
1990	Brian Oliver, G
1993	James Forrest, F

\*ACC Tournament MVP

## Record by Site

Barclays Center, Brooklyn, N.Y.	0-2
Bobcats Arena/Spectrum Center, Charlotte, N.C.	1-2
Capital Centre, Landover, Md.	0-2
Charlotte (N.C.) Coliseum	7-6
Georgia Dome, Atlanta, Ga.	2-2
Greensboro (N.C.) Coliseum	10-17
The Omni, Atlanta, Ga.	4-2
Philips Arena, Atlanta, Ga.	0-1
St. Pete Times Forum, Tampa, Fla.	0-1
MCI/Verizon Center, Washington, D.C.	3-2

## Record by Seed

Seed (Yrs)	Record	Titles
No. 1 (2)	5-1	1
No. 2 (1)	2-1	0
No. 3 (1)	3-0	1
No. 4 (3)	3-3	0
No. 5 (7)	3-7	0
No. 6 (7)	4-7	1
No. 7 (2)	4-2	0
No. 8 (4)	0-4	0
No. 9 (2)	0-2	0
No. 10 (2)	1-2	0
No. 11 (4)	1-5	0
No. 12 (1)	1-1	0
No. 13 (2)	0-2	0

## Annual Regular Season Finishes

Year	Record	Finish	Tourney Seed	*Projection
1980	1-13	8th	8th	8th
1981	0-14	8th	8th	8th
1982	3-11	8th	8th	8th
1983	4-10	6th	8th	8th
1984	6-8	t-5th	6th	6th
1985	9-5	t-1st	1st	3rd
1986	11-3	2nd	2nd	2nd
1987	7-7	5th	5th	2nd
1988	8-6	4th	4th	3rd
1989	8-6	5th	5th	3rd
1990	8-6	t-3rd	3rd	5th
1991	6-8	t-5th	5th	4th
1992	8-8	t-4th	4th	4th
1993	8-8	6th	6th	4th
1994	7-9	6th	6th	3rd
1995	8-8	5th	5th	6th
1996	13-3	1st	1st	6th
1997	3-13	9th	9th	6th
1998	6-10	6th	6th	9th
1999	6-10	t-5th	6th	7th
2000	5-11	8th	8th	6th
2001	8-8	t-5th	5th	8th
2002	7-9	t-5th	6th	6th
2003	7-9	5th	5th	4th
2004	9-7	t-3rd	4th	7th
2005	8-8	t-4th	5th	3rd
2006	4-12	t-10th	11th	9th
2007	8-8	t-6th	6th	4th
2008	7-9	t-7th	7th	7th
2009	2-14	12th	12th	8th
2010	7-9	7th	7th	4th
2011	5-10	t-10th	11th	9th
2012	4-12	T9th	11th	10th
2013	6-12	T9th	9th	9th
2014	6-12	t-11th	11th	11th
2015	3-15	13th	13th	13th
2016	8-10	t-11th	10th	13th
2017	10-10	11th	11th	14th
2018	6-12	13th	13th	9th
2019	6-12	10th	10th	13th
2020	11-9	5th	n/a	12th
2021	11-6	4th	4th	9th

*!8 ACC wins vacated by the NCAA Committee on Infractions*

*\*Preseason Operation Basketball projection*

## 2020-21 SEASON STATISTICS AND RESULTS

## Game Records

Record	Overall	Home	Away	Neutral
ALL GAMES	16-8	10-3	4-5	2-0
CONFERENCE	11-6	8-1	3-5	0-0
NON-CONFERENCE	5-2	2-2	1-0	2-0

## Score by Periods

Team	1st	2nd	OT	TOT
Georgia Tech	784	964	60	1808
Opponents	729	887	59	1675

## Team Box Score

No.	Player				Total		3-Point		F-Throw		Rebounds													
		GP-GS	MIN	AVG	FG-FGA	FG%	3FG-FGA	3FG%	FT-FTA	FT%	OFF	DEF	TOT	AVG	PF	DQ	A	TO	BLK	STL	PTS	AVG		
5	WRIGHT, Moses	24-24	847:25	35.3	170-316	.538	12-29	.414	68-102	.667	73	120	193	8.0	63	3	55	40	38	35	420	17.5		
10	ALVARADO, Jose	24-24	884:32	36.9	132-258	.512	44-109	.404	61-71	.859	17	68	85	3.5	53	2	100	51	1	69	369	15.4		
0	DEVOE, Michael	24-24	827:31	34.5	122-276	.442	55-138	.399	58-78	.744	18	87	105	4.4	43	0	80	62	6	29	357	14.9		
4	USHER, Jordan	24-24	699:55	29.2	109-220	.495	23-78	.295	31-48	.646	14	87	101	4.2	67	1	67	53	17	38	272	11.3		
3	PARHAM, Bubba	23-13	626:11	27.2	52-130	.400	30-89	.337	22-27	.815	13	47	60	2.6	56	0	35	11	0	22	156	6.8		
12	MOORE, Khalid	23-9	548:10	23.8	34-91	.374	11-47	.234	26-41	.634	13	58	71	3.1	35	0	21	19	11	17	105	4.6		
1	STURDIVANT, Kyle	24-0	276:26	11.5	31-71	.437	8-22	.364	13-17	.765	2	22	24	1.0	24	0	25	15	1	3	83	3.5		
55	RICE, Malachi	1-0	02:05	2.1	1-1	1.000	0-0	.000	1-2	.500	0	0	0	0.0	0	0	1	0	0	0	3	3.0		
11	MAXWELL, Tristan	1-0	08:12	8.2	0-2	.000	0-2	.000	3-3	1.000	0	0	0	0.0	0	0	0	0	0	0	3	3.0		
24	HOWARD, Rodney	17-2	129:20	7.6	12-24	.500	0-0	.000	5-7	.714	5	20	25	1.5	25	0	3	4	7	2	29	1.7		
2	GIGIBERIA, Saba	8-0	32:47	4.1	4-11	.364	1-2	.500	0-1	.000	4	10	14	1.8	10	0	2	2	0	0	9	1.1		
45	MEDLOCK, Shaheed	2-0	02:01	1.0	1-1	1.000	0-0	.000	0-0	.000	0	0	0	0.0	0	0	0	0	0	0	2	1.0		
23	MEKA, Jordan	1-0	08:04	8.1	0-1	.000	0-0	.000	0-0	.000	0	1	1	1.0	0	0	0	0	0	0	0	0.0		
14	DIDENKO, David	5-0	09:07	1.8	0-2	.000	0-2	.000	0-0	.000	0	2	2	0.4	0	0	0	0	0	0	0	0.0		
35	JAMES, Jehloni	4-0	10:23	2.6	0-0	.000	0-0	.000	0-0	.000	1	3	4	1.0	2	0	0	0	0	0	0	0.0		
13	BOYD, Coleman	2-0	02:01	1.0	0-0	.000	0-0	.000	0-0	.000	0	0	0	0.0	0	0	0	0	0	0	0	0.0		
34	BROADWAY, Niko	2-0	01:52	0.9	0-0	.000	0-0	.000	0-0	.000	0	0	0	0.0	0	0	0	0	0	0	0	0.0		
Team											30	31	61					14						
Total		24	4916		668-1404	.476	184-518	.355	288-397	.725	190	556	746	31.1	378	6	389	271	81	215	1808	75.3		
Opponents		24	4925		615-1352	.455	170-471	.361	275-391	.703	229	595	824	34.3	362	11	338	373	68	135	1675	69.8		

## Team Statistics

	GATECH	OPP
<b>Scoring</b>	<b>1808</b>	<b>1675</b>
Points per game	75.3	69.8
Scoring margin	+5.5	-
<b>Field goals-att</b>	<b>668-1404</b>	<b>615-1352</b>
Field goal pct	.476	.455
<b>3 point fg-att</b>	<b>184-518</b>	<b>170-471</b>
3-point FG pct	.355	.361
3-pt FG made per game	7.7	7.1
<b>Free throws-att</b>	<b>288-397</b>	<b>275-391</b>
Free throw pct	.725	.703
F-Throws made per game	12.0	11.5
<b>Rebounds</b>	<b>746</b>	<b>824</b>
Rebounds per game	31.1	34.3
Rebounding margin	-3.3	-
<b>Assists</b>	<b>389</b>	<b>338</b>
Assists per game	16.2	14.1
<b>Turnovers</b>	<b>271</b>	<b>373</b>
Turnovers per game	11.3	15.5
Turnover margin	+4.3	-
Assist/turnover ratio	1.4	0.9
<b>Steals</b>	<b>215</b>	<b>135</b>
Steals per game	9.0	5.6
<b>Blocks</b>	<b>81</b>	<b>68</b>
Blocks per game	3.4	2.8
<b>Winning streak</b>	<b>7</b>	<b>-</b>
Home win streak	3	-
<b>Attendance</b>	<b>15600</b>	<b>9137</b>
Home games-Avg/Game	13-1200	9-1015
Neutral site-Avg/Game	-	2-1410

## Team Results

Date	Opponent		Score	Att.
11/25/2020	Georgia St.	Lot4	120-123	1200
11/27/2020	Mercer	L	73-83	1200
12/06/2020	vs Kentucky	W	79-62	0
12/09/2020	at Nebraska	W	75-64	0
12/15/2020	at Florida St.	L	61-74	2664
12/18/2020	Florida A&M	W	74-64	1200
12/20/2020	Delaware St.	W	97-69	1200
12/30/2020	North Carolina	W	72-67	1200
01/03/2021	Wake Forest	W	70-54	1200
01/20/2021	Clemson	W	83-65	1200
01/23/2021	at Virginia	L	62-64	250
01/26/2021	at Duke	L	68-75	0
01/30/2021	Florida St.	W	76-65	1200
02/01/2021	at Louisville	L	58-74	2868
02/06/2021	Notre Dame	W	82-80	1200
02/10/2021	Virginia	L	49-57	1200
02/12/2021	at Clemson	L	72-74	1876
02/14/2021	Pittsburgh	W	71-65	1200
02/20/2021	at Miami (FL)	W	87-60	0
02/23/2021	at Virginia Tech	W	69-53	250
02/27/2021	Syracuse	W	84-77	1200
03/02/2021	Duke	Wot	81-77	1200
03/05/2021	at Wake Forest	W	75-63	1229
03/11/2021	vs Miami (FL)	W	70-66	2820

## 2020-21 SEASON STATISTICS AND RESULTS - ACC ONLY

## Game Records

Record	Overall	Home	Away	Neutral
ALL GAMES	11-6	8-1	3-5	0-0
CONFERENCE	11-6	8-1	3-5	0-0
NON-CONFERENCE	0-0	0-0	0-0	0-0

## Score by Periods

Team	1st	2nd	OT	TOT
Georgia Tech	548	655	17	1220
Opponents	509	622	13	1144

## Team Box Score

No.	Player				Total		3-Point		F-Throw		Rebounds													
		GP-GS	MIN	AVG	FG-FGA	FG%	3FG-FGA	3FG%	FT-FTA	FT%	OFF	DEF	TOT	AVG	PF	DQ	A	TO	BLK	STL	PTS	AVG		
5	WRIGHT, Moses	17-17	607:40	35.7	120-226	.531	7-21	.333	41-63	.651	51	86	137	8.1	44	1	42	28	32	26	288	16.9		
0	DEVOE, Michael	17-17	593:15	34.9	93-203	.458	42-102	.412	46-61	.754	10	59	69	4.1	28	0	49	38	5	21	274	16.1		
10	ALVARADO, Jose	17-17	635:47	37.4	91-173	.526	29-72	.403	34-39	.872	9	52	61	3.6	33	1	72	36	0	53	245	14.4		
4	USHER, Jordan	17-17	512:29	30.1	79-159	.497	19-61	.311	20-31	.645	6	59	65	3.8	46	0	47	40	13	27	197	11.6		
3	PARHAM, Bubba	16-9	408:59	25.6	25-66	.379	18-50	.360	9-11	.818	6	29	35	2.2	38	0	20	9	0	15	77	4.8		
12	MOORE, Khalid	16-8	378:11	23.6	21-59	.356	6-33	.182	15-25	.600	4	40	44	2.8	26	0	19	15	5	8	63	3.9		
1	STURDIVANT, Kyle	17-0	185:56	10.9	22-49	.449	6-15	.400	7-8	.875	1	12	13	0.8	15	0	17	11	1	2	57	3.4		
24	HOWARD, Rodney	12-0	77:20	6.4	6-13	.462	0-0	.000	2-2	1.000	4	12	16	1.3	17	0	3	1	5	1	14	1.2		
2	GIGIBERIA, Saba	5-0	11:48	2.4	2-3	.667	1-1	1.000	0-0	.000	0	2	2	0.4	3	0	1	1	0	0	5	1.0		
34	BROADWAY, Niko	1-0	00:13	0.2	0-0	.000	0-0	.000	0-0	.000	0	0	0	0.0	0	0	0	0	0	0	0	0.0		
45	MEDLOCK, Shaheed	1-0	00:22	0.4	0-0	.000	0-0	.000	0-0	.000	0	0	0	0.0	0	0	0	0	0	0	0	0.0		
14	DIDENKO, David	4-0	06:52	1.7	0-1	.000	0-1	.000	0-0	.000	0	1	1	0.3	0	0	0	0	0	0	0	0.0		
35	JAMES, Jehloni	3-0	05:45	1.9	0-0	.000	0-0	.000	0-0	.000	1	2	3	1.0	2	0	0	0	0	0	0	0.0		
13	BOYD, Coleman	1-0	00:22	0.4	0-0	.000	0-0	.000	0-0	.000	0	0	0	0.0	0	0	0	0	0	0	0	0.0		
Team											20	15	35				10							
Total		17	3425		459-952	.482	128-356	.360	174-240	.725	112	369	481	28.3	252	2	270	189	61	153	1220	71.8		
Opponents		17	3425		428-931	.460	112-314	.357	176-251	.701	162	412	574	33.8	236	7	239	259	47	99	1144	67.3		

## Team Statistics

	GATECH	OPP
<b>Scoring</b>	<b>1220</b>	<b>1144</b>
Points per game	71.8	67.3
Scoring margin	+4.5	-
<b>Field goals-att</b>	<b>459-952</b>	<b>428-931</b>
Field goal pct	.482	.460
<b>3 point fg-att</b>	<b>128-356</b>	<b>112-314</b>
3-point FG pct	.360	.357
3-pt FG made per game	7.5	6.6
<b>Free throws-att</b>	<b>174-240</b>	<b>176-251</b>
Free throw pct	.725	.701
F-Throws made per game	10.2	10.4
<b>Rebounds</b>	<b>481</b>	<b>574</b>
Rebounds per game	28.3	33.8
Rebounding margin	-5.5	-
<b>Assists</b>	<b>270</b>	<b>239</b>
Assists per game	15.9	14.1
<b>Turnovers</b>	<b>189</b>	<b>259</b>
Turnovers per game	11.1	15.2
Turnover margin	+4.1	-
Assist/turnover ratio	1.4	0.9
<b>Steals</b>	<b>153</b>	<b>99</b>
Steals per game	9.0	5.8
<b>Blocks</b>	<b>61</b>	<b>47</b>
Blocks per game	3.6	2.8
<b>Winning streak</b>	<b>6</b>	<b>-</b>
Home win streak	3	-
<b>Attendance</b>	<b>10800</b>	<b>9137</b>
Home games-Avg/Game	9-1200	8-1142
Neutral site-Avg/Game	-	0-0

## Team Results

Date	Opponent		Score	Att.
12/15/2020	at Florida St.	L	61-74	2664
12/30/2020	North Carolina	W	72-67	1200
01/03/2021	Wake Forest	W	70-54	1200
01/20/2021	Clemson	W	83-65	1200
01/23/2021	at Virginia	L	62-64	250
01/26/2021	at Duke	L	68-75	0
01/30/2021	Florida St.	W	76-65	1200
02/01/2021	at Louisville	L	58-74	2868
02/06/2021	Notre Dame	W	82-80	1200
02/10/2021	Virginia	L	49-57	1200
02/12/2021	at Clemson	L	72-74	1876
02/14/2021	Pittsburgh	W	71-65	1200
02/20/2021	at Miami (FL)	W	87-60	0
02/23/2021	at Virginia Tech	W	69-53	250
02/27/2021	Syracuse	W	84-77	1200
03/02/2021	Duke	Wot	81-77	1200
03/05/2021	at Wake Forest	W	75-63	1229





## MISCELLANEOUS

## Starting Lineups

Game	Opponent	Result	C	F	G/F	G	G	Lineup#	Record
N25	GEORGIA STATE	L, 120-123 (4ot)	Howard	Wright	Usher	Devoe	Alvarado	1	0-1
N27	MERCER	L, 73-83	Howard	Wright	Usher	Devoe	Alvarado	1	0-2
D6	vs. Kentucky	W, 79-62	Wright	Usher	Devoe	Parham	Alvarado	2	1-0
D9	at Nebraska	W, 75-62	Wright	Usher	Devoe	Parham	Alvarado	2	2-0
D15	at Florida State	L, 61-74	Wright	Usher	Devoe	Parham	Alvarado	2	2-1
D18	FLORIDA A&M	W, 74-64	Wright	Usher	Devoe	Parham	Alvarado	2	3-1
D20	DELAWARE STATE	W, 97-69	Wright	Usher	Devoe	Parham	Alvarado	2	4-1
D23	at UAB	cancelled							
D30	NORTH CAROLINA	W, 72-67	Wright	Usher	Devoe	Parham	Alvarado	2	5-1
J3	WAKE FOREST	W, 70-54	Wright	Usher	Devoe	Parham	Alvarado	2	6-1
J6	at Notre Dame	postponed							
J9	at Louisville	postponed							
J12	PITTSBURGH	postponed							
J16	at NC State	postponed							
J20	CLEMSON	W, 83-65	Wright	Usher	Devoe	Parham	Alvarado	2	7-1
J23	at Virginia	L, 62-64	Wright	Usher	Devoe	Parham	Alvarado	2	7-2
J26	at Duke	L, 68-75	Wright	Usher	Devoe	Parham	Alvarado	2	7-3
J30	FLORIDA STATE	W, 76-65	Wright	Usher	Devoe	Moore	Alvarado	3	1-0
F1	at Louisville	L, 58-74	Wright	Usher	Devoe	Moore	Alvarado	3	1-1
F6	NOTRE DAME	W, 82-80	Wright	Usher	Devoe	Parham	Alvarado	2	8-3
F10	VIRGINIA	L, 49-57	Wright	Usher	Devoe	Parham	Alvarado	2	8-4
F12	at Clemson	L, 72-74	Wright	Usher	Devoe	Parham	Alvarado	2	8-5
F14	PITTSBURGH	W, 71-65	Wright	Usher	Devoe	Moore	Alvarado	3	2-1
F16	BOSTON COLLEGE	postponed							
F20	at Miami	W, 87-60	Wright	Usher	Devoe	Moore	Alvarado	3	3-1
F23	at Virginia Tech	W, 69-53	Wright	Usher	Devoe	Moore	Alvarado	3	4-1
F27	SYRACUSE	W, 84-77	Wright	Usher	Devoe	Moore	Alvarado	3	5-1
M2	DUKE	W, 81-77 (ot)	Wright	Usher	Devoe	Moore	Alvarado	3	6-1
M5	at Wake Forest	W, 75-63	Wright	Usher	Devoe	Moore	Alvarado	3	7-1
M11	vs. Miami	W, 70-66	Wright	Usher	Devoe	Moore	Alvarado	3	8-1
M12	vs. Virginia	cancelled							
M13	vs. Florida State								

## Specialty Stats (GT/Opp)

Game	Opponent	Paint	OffT0	2ndCh	FBreak	Bench
N25	GEORGIA STATE	50/64	28/24	30/21	16/34	21/26
N27	MERCER	32/28	12/10	11/8	11/9	14/21
D6	vs. Kentucky	36/20	33/4	3/8	19/7	19/11
D9	at Nebraska	26/28	15/6	12/17	7/6	13/22
D15	at Florida State	26/32	9/13	5/7	4/5	9/20
D18	FLORIDA A&M	34/16	6/13	22/6	10/14	5/22
D20	DELAWARE STATE	46/26	26/10	0/9	30/19	32/44
D23	at UAB	cancelled				
D30	NORTH CAROLINA	24/22	19/10	3/7	15/8	1/29
J3	WAKE FOREST	30/30	26/10	2/6	25/6	11/6
J6	at Notre Dame	postponed				
J9	at Louisville	postponed				
J12	PITTSBURGH	postponed				
J16	at NC State	postponed				
J20	CLEMSON	24/30	30/16	6/9	19/4	10/17
J23	at Virginia	26/28	11/7	5/5	9/4	4/13
J26	at Duke	32/36	8/12	4/8	13/15	11/17
J30	FLORIDA STATE	30/36	22/12	12/13	19/20	4/22
F1	at Louisville	22/24	8/7	9/20	10/0	8/24
F6	NOTRE DAME	48/48	14/15	6/7	22/10	8/7
F10	VIRGINIA	26/22	17/4	3/4	4/2	4/4
F12	at Clemson	34/28	21/15	2/4	10/2	2/25
F14	PITTSBURGH	28/32	18/17	5/9	4/8	13/4
F16	BOSTON COLLEGE	postponed				
F20	at Miami	48/26	24/7	13/6	15/6	18/2
F23	at Virginia Tech	32/24	19/8	7/10	8/6	6/7
F27	SYRACUSE	54/24	28/23	11/14	19/17	3/14
M2	DUKE	40/44	16/21	10/11	8/14	6/14
M5	at Wake Forest	48/28	15/13	7/4	14/8	12/15
M11	vs. Miami	38/30	16/9	6/6	14/5	16/6
M12	vs. Virginia	cancelled				
M13	vs. Florida State					

## Miscellaneous

	Opponent	Uniform Color	Tip	Large Lead	Large Deficit	Ties	Lead Changes	GT Led	Opp Led	Game Tied	1st GT Subs	On the Floor at the End
N25	GEORGIA STATE	White	GSU	8	11	17	13	17:58	30:17	12:45	Gigiberia - 16:01/1st	Devoe, Parham, Sturdivant, Usher, Gigiberia
N27	MERCER	White	Mer	2	19	2	2	0:30	37:28	2:02	Parham - 16:37/1st	Alvarado, Devoe, Parham, Usher, Wright
D6	vs. Kentucky	Gold	Ky	20	3	2	8	31:12	5:56	2:52	Moore - 16:12/1st	Alvarado, Parham, Devoe, Sturdivant, Moore
D9	at Nebraska	Navy	Neb	13	6	7	3	15:29	17:55	6:36	Sturdivant, Moore - 14:43/1st	Alvarado, Parham, Sturdivant, Moore, Wright
D15	at Florida State	Navy	FSU	16	3	2	2	2:07	35:43	2:10	Sturdivant, Moore - 14:12/1st	Alvarado, Devoe, Sturdivant, Usher, Gigiberia
D18	FLORIDA A&M	White	GT	17	-	-	-	38:29	-	1:31	Sturdivant, Moore, Gigiberia - 14:53/1st	Alvarado, Devoe, Parham, Usher, Wright
D20	DELAWARE STATE	White	GT	32	1	-	2	37:37	1:32	0:51	Sturdivant, Moore - 13:05-/1st	Boyd, Broadway, James, Medlock, Rice
D23	at UAB	cancelled										
D30	NORTH CAROLINA	Gold*	NC	5	11	4	3	3:55	30:52	5:13	Moore, Howard - 15:14/1st	Alvarado, Devoe, Parham, Usher, Wright
J3	WAKE FOREST	White*	GT	26	2	2	4	37:50	0:56	1:14	Sturdivant - 9:54/1st	Sturdivant, Moore, Didenko, Howard, Gigiberia
J6	at Notre Dame	postponed										
J9	at Louisville	postponed										
J12	PITTSBURGH	postponed										
J16	at NC State	postponed										
J20	CLEMSON	White*	CL	22	3	3	8	33:57	3:35	2:28	Howard - 11:11/1st	Boyd, Broadway, Didenko, James, Medlock
J23	at Virginia	Gold*	VA	11	4	4	5	29:46	6:01	4:13	Moore - 13:07/1st	Alvarado, Devoe, Parham, Usher, Wright
J26	at Duke	Navy	GT	4	11	11	14	7:23	26:05	6:32	Moore - 15:30/1st	Alvarado, Parham, Devoe, Usher, Wright
J30	FLORIDA STATE	White	FSU	13	8	3	5	24:12	12:26	3:22	Howard - 14:58/1st	Alvarado, Devoe, Moore, Usher, Wright
F1	at Louisville	Gold	GT	7	20	5	10	8:24	28:09	3:30	Sturdivant - 12:00/1st	Alvarado, Devoe, Sturdivant, Howard, Wright
F6	NOTRE DAME	White	GT	3	17	3	6	3:19	35:18	1:23	Moore - 14:43/1st	Alvarado, Devoe, Parham, Sturdivant, Wright
F10	VIRGINIA	White	VA	6	8	2	4	23:51	13:32	2:37	Moore - 14:41/1st	Alvarado, Devoe, Parham, Usher, Wright
F12	at Clemson	Navy	GT	9	3	8	11	30:33	4:49	4:38	Moore, Howard - 12:33/1st	Alvarado, Devoe, Parham, Usher, Wright
F14	PITTSBURGH	White*	PITT	11	5	5	1	25:28	8:59	5:33	Howard - 16:00/1st	Alvarado, Devoe, Moore, Parham, Wright
F16	BOSTON COLLEGE	postponed										
F20	at Miami	Gold	MIA	36	-	-	-	39:13	-	0:47	Parham, Howard - 14:01/1st	Sturdivant, Didenko, James, Howard, Gigiberia
F23	at Virginia Tech	Navy	VT	17	6	4	5	22:07	12:26	5:27	Parham, Howard - 14:59/1st	Sturdivant, Didenko, James, Howard, Gigiberia
F27	SYRACUSE	White	GT	14	5	2	4	31:29	7:52	0:39	Parham - 14:25/1st	Devoe, Parham, Sturdivant, Usher, Wright
M2	DUKE	White	DU	8	6	8	11	18:31	19:35	6:54	Parham, Sturdivant - 14:45/1st	Alvarado, Devoe, Moore, Usher, Wright
M5	at Wake Forest	Navy	GT	13	4	5	7	27:49	6:43	5:48	Parham, Howard - 15:17/1st	Alvarado, Devoe, Parham, Usher, Wright
M11	vs. Miami	White	MIA	8	7	7	8	21:06	14:25	4:29	Parham, Sturdivant, Howard - 15:47/1st	Alvarado, Parham, Sturdivant, Usher, Howard
M12	vs. Virginia	cancelled										
M13	vs. Florida State											
	*retro gold or white uniform											

\*retro gold or white uniform

## ROSTER AT-A-GLANCE

## NUMERICAL

No.	Name	Pos.	Ht.	Wt.	Cl.	Exp.	Hometown (High School/College)
0	Michael Devoe	G	6-5	197	Jr.	2VL	Orlando, Fla. (Montverde Academy)
1	Kyle Sturdivant	G	6-2	198	So.	TR	Norcross, Ga. (Norcross HS/Southern California)
2	Saba Gigiberia	C/F	7-1	250	Fr.	HS	Tbilisi, Georgia (Prolific Preparatory School [Napa, Calif.])
3	Bubba Parham	G	5-10	160	Sr.	1VL	Snellville, Ga. (Brookwood HS/VMI)
4	Jordan Usher	G/F	6-7	213	Sr.	1VL	Canton, Ga. (Wheeler HS/Southern California)
5	Moses Wright	F	6-9	233	Sr.	3VL	Raleigh, N.C. (William G. Enloe HS)
10	Jose Alvarado	G	6-0	179	Sr.	3VL	Brooklyn, N.Y. (Christ the King HS)
11	Tristan Maxwell	G	6-2	209	Fr.	HS	Charlotte, N.C. (North Mecklenburg HS)
12	Khalid Moore	F	6-7	200	Jr.	2VL	Briarwood, N.Y. (Archbishop Molloy HS)
13	Coleman Boyd	G	6-1	173	So.	1VL	Smyrna, Ga. (Mt. Bethel Christian Academy)
14	David Didenko	F	6-9	233	Jr.	1VL	Yakutsk, Russia (Boca Raton [Fla.] Community School/Palm Beach State)
23	Jordan Meka	F	6-8	224	Fr.	HS	Yaoundé, Cameroon (Mt. Bethel Christian Academy [Marietta, Ga.])
24	Rodney Howard	F	6-10	241	So.	TR	Ypsilanti, Mich. (Legacy Charter School [Greenville, S.C.]/Georgia)
34	Niko Broadway	G	6-3	195	So.	1VL	Atlanta, Ga. (St. Pius X HS)
35	Jehloni James	F	6-6	180	So.	HS	Sugar Hill, Ga. (Lanier HS)
45	Shaheed Medlock	G	6-5	196	Sr.	3VL	Chicago, Ill. (Ware County HS, Waycross, Ga.)
55	Malachi Rice	G	6-0	186	Sr.	3VL	Indianapolis, Ind. (Brebeuf Jesuit Preparatory School)

## ALPHABETICAL

No.	Name	Pos.	Ht.	Wt.	Cl.	Exp.	Hometown (High School/College)
10	Jose Alvarado	G	6-0	179	Sr.	3VL	Brooklyn, N.Y. (Christ the King HS)
13	Coleman Boyd	G	6-1	173	So.	1VL	Smyrna, Ga. (Mt. Bethel Christian Academy)
34	Niko Broadway	G	6-3	195	So.	1VL	Atlanta, Ga. (St. Pius X HS)
0	Michael Devoe	G	6-5	197	Jr.	2VL	Orlando, Fla. (Montverde Academy)
14	David Didenko	F	6-9	233	Jr.	1VL	Yakutsk, Russia (Boca Raton [Fla.] Community School/Palm Beach State)
2	Saba Gigiberia	C/F	7-1	250	Fr.	HS	Tbilisi, Georgia (Prolific Preparatory School [Napa, Calif.])
24	Rodney Howard	F	6-10	241	So.	TR	Ypsilanti, Mich. (Legacy Charter School [Greenville, S.C.]/Georgia)
35	Jehloni James	F	6-6	180	So.	HS	Sugar Hill, Ga. (Lanier HS)
11	Tristan Maxwell	G	6-2	209	Fr.	HS	Charlotte, N.C. (North Mecklenburg HS)
45	Shaheed Medlock	G	6-5	196	Sr.	3VL	Chicago, Ill. (Ware County HS, Waycross, Ga.)
23	Jordan Meka	F	6-8	224	Fr.	HS	Yaoundé, Cameroon (Mt. Bethel Christian Academy [Marietta, Ga.])
12	Khalid Moore	F	6-7	200	Jr.	2VL	Briarwood, N.Y. (Archbishop Molloy HS)
3	Bubba Parham	G	5-10	160	Sr.	1VL	Snellville, Ga. (Brookwood HS/VMI)
55	Malachi Rice	G	6-0	186	Sr.	3VL	Indianapolis, Ind. (Brebeuf Jesuit Preparatory School)
1	Kyle Sturdivant	G	6-2	198	So.	TR	Norcross, Ga. (Norcross HS/Southern California)
4	Jordan Usher	G/F	6-7	213	Sr.	1VL	Canton, Ga. (Wheeler HS/Southern California)
5	Moses Wright	F	6-9	233	Sr.	3VL	Raleigh, N.C. (William G. Enloe HS)

**Head Coach:** Josh Pastner (Arizona, 1997), 5th season**Associate Head Coach:** Eric Reveno (Stanford, 1989), 5th season**Assistant Coach:** Julian Swartz (Carroll College, 2005), 5th season**Assistant Coach:** Anthony Wilkins (Kent State, 2013), 3rd season**Director of Operations:** Tyler Benson (St. Bonaventure, 2009), 5th season**Associate Director of Player Personnel:** B.J. Elder (Georgia Tech, 2014), 2nd season**Director of Scouting:** Hayden Sheridan (Arizona, 2016), 3rd season**Player Development Coach:** Dr. Dan Taylor (Franklin Pierce, 2002), 5th season**Athletic Trainer:** Richard Stewart (Salisbury, 2005), 14th season

## Pronunciations

Jose Alvarado	AL-vuh-ROD-oh
David Didenko	duh-DENK-oh
Saba Gigiberia	SOB-uh GEE-GEE-buh-REE-uh (hard G)
Jordan Meka	MECK-uh
Khalid Moore	kuh-LEED
Bubba Parham	PAR-um
Eric Reveno	REV-uh-no
Malachi Rice	MAL-uh-kye

## BY CLASS

Sophomore: Coleman Boyd, Niko Broadway,  
Rodney Howard, Jehloni James, Kyle  
SturdivantJuniors: Michael Devoe, David Didenko, Khalid  
MooreSeniors: Jose Alvarado, Shaheed Medlock,  
Bubba Parham, Malachi Rice, Jordan Usher,  
Moses WrightFreshmen: Saba Gigiberia, Tristan Maxwell,  
Jordan Meka

## BY STATE/COUNTRY

Cameroon: Jordan Meka (by way of Marietta,  
Ga.)

Florida: Michael Devoe

Georgia: Coleman Boyd, Niko Broadway,  
Rodney Howard, Jehloni James, Bubba  
Parham, Kyle Sturdivant, Jordan Usher

Georgia (Republic of): Saba Gigiberia

Illinois: Shaheed Medlock

Indiana: Malachi Rice

New York: Jose Alvarado, Khalid Moore

North Carolina: Tristan Maxwell, Moses Wright

Russia: David Didenko (by way of Florida)

## BY MAJOR

Aerospace Engineering: Jehloni James, Kyle  
SturdivantBusiness Administration: Coleman Boyd,  
Michael Devoe, David Didenko, Tristan  
Maxwell, Shaheed Medlock, Jordan Meka,  
Khalid Moore, Malachi Rice, Jordan Usher,  
Moses Wright

History, Technology &amp; Society: Bubba Parham

Industrial Design: Saba Gigiberia

Industrial Engineering: Niko Broadway

Literature, Media & Communication: Jose  
Alvarado

Public Policy: Rodney Howard

## BY HEIGHT

5-10	Bubba Parham
6-0	Jose Alvarado, Malachi Rice
6-1	Coleman Boyd
6-2	Tristan Maxwell, Kyle Sturdivant
6-3	Niko Broadway
6-5	Michael Devoe, Shaheed Medlock
6-6	Jehloni James
6-7	Khalid Moore, Jordan Usher
6-8	Jordan Meka
6-9	David Didenko, Moses Wright
6-10	Rodney Howard
7-1	Saba Gigiberia




## RADIO/TV ROSTER



**Jose Alvarado**  
G • 6-0 • Sr.

**10**



**Coleman Boyd**  
G • 6-1 • So.

**13**




**Niko Broadway**  
G • 6-3 • So.

**34**




**Michael Devoe**  
G • 6-5 • Jr.

**0**




**David Didenko**  
F • 6-9 • Jr.

**14**



**Saba Gigiberia**  
C • 7-1 • Fr.

**2**



**Rodney Howard**  
F • 6-10 • So.

**24**




**Jehloni James**  
F • 6-6 • So.

**35**



**Tristan Maxwell**  
G • 6-2 • Fr.

**11**



**Shaheed Medlock**  
G • 6-5 • Sr.

**45**



**Jordan Meka**  
F • 6-8 • Fr.

**23**




**Khalid Moore**  
F • 6-7 • Jr.

**12**




**Bubba Parham**  
G • 5-10 • Sr.

**11**



**Malachi Rice**  
G • 6-0 • Sr.

**55**



**Kyle Sturdivant**  
G • 6-2 • So.

**1**



**Jordan Usher**  
G/F • 6-7 • Sr.

**4**



**Moses Wright**  
F • 6-9 • Sr.

**5**



**Josh Pastner**  
Head Coach



**Eric Reveno**  
Associate Head Coach



**Julian Swartz**  
Assistant Coach



**Anthony Wilkins**  
Assistant Coach



**Tyler Benson**  
Director of Operations



**B.J. Elder**  
Director of Player Personnel



**Hayden Sheridan**  
Director of Scouting

## RADIO/TV CHEAT SHEET



0

**MICHAEL DEVOE****Guard • 6-5 • 197 • Junior • Orlando, Fla.**

Yr	GP/GS	PPG	RPG	APG	FG%	3FG%	FT%
2020-21	24/24	14.9	4.4	3.3	.442	.399	.744
Season Highs		Pts: 29	Reb: 13	Ast: 8	Min: 47:36		
Last Game:	13 pts, 4-8 FG, 3-4 3pt FG, 7 ast, 2 stl in 35:45 vs. MIA						



1

**KYLE STURDIVANT****Guard • 6-2 • 198 • Sophomore • Norcross, Ga.**


Yr	GP/GS	PPG	RPG	APG	FG%	3FG%	FT%
2020-21	24/0	3.5	1.0	1.0	.437	.364	.765
Season Highs		Pts: 15	Reb: 5	Ast: 3	Min: 29:43		
Last Game:	5 pts, 2-4 FG, 1-1 3pt FG in 7:53 vs. MIA						



2

**SABA GIGIBERIA****Center • 7-1 • 250 • Freshman • Tbilisi, Georgia**

Yr	GP/GS	PPG	RPG	BK/G	FG%	3FG%	FT%
2020-21	8/0	1.1	1.8	0.0	.364	.500	.000
Season Highs		Pts: 3	Reb: 6	Ast: 1	Min: 10:01		
Last Game:	DNP vs. MIA						



3

**BUBBA PARHAM****Guard • 5-10 • 160 • Senior • Snellville, Ga.**

Yr	GP/GS	PPG	RPG	APG	FG%	3FG%	FT%
2020-21	23/13	6.8	2.6	1.5	.400	.337	.815
Season Highs		Pts: 17	Reb: 8	Ast: 5	Min: 46:44		
Last Game:	9 pts, 3-6 FG, 1-2 3pt FG, 2-2 FT in 13:09 vs. MIA						



4

**JORDAN USHER****Guard/Forward • 6-7 • 213 • Senior • Canton, Ga.**

Yr	GP/GS	PPG	RPG	APG	FG%	3FG%	FT%
2020-21	24/24	11.3	4.2	2.8	.495	.295	.646
Season Highs		Pts: 21	Reb: 10	Ast: 7	Min: 39:29		
Last Game:	15 pts, 7-14 FG, 2 reb, 2 ast, 2 stl in 31:16 vs. MIA						



5

**MOSES WRIGHT****Forward • 6-9 • 233 • Senior • Raleigh, N.C.**

Yr	GP/GS	PPG	RPG	BK/G	FG%	3FG%	FT%
2020-21	24/24	17.5	8.0	2.3	.538	.414	.667
Season Highs		Pts: 31	Reb: 19	Bk: 7	Min: 53:51		
Last Game:	7 pts, 3-9 FG, 1-1 3pt FG, 6 reb in 24:56 vs. MIA						



10

**JOSE ALVARADO****Guard • 6-0 • 179 • Senior • Brooklyn, N.Y.**

Yr	GP/GS	PPG	RPG	APG	FG%	3FG%	FT%
2020-21	24/24	15.4	3.5	4.2	.512	.404	.859
Season Highs		Pts: 29	Reb: 10	Ast: 8	Min: 58:22		
Last Game:	13 pts, 5-10 FG, 1-3 3pt FG, 4 ast, 3 stl in 35:03 vs. MIA						



11

**TRISTAN MAXWELL****Guard • 6-2 • 209 • Freshman • Charlotte, N.C.**

Yr	GP/GS	PPG	RPG	APG	FG%	3FG%	FT%
2020-21	1/0	3.0	0.0	0.0	.000	.000	1.000
Season Highs		Pts: 3	Reb: 0	Ast: 0	Min: 8:12		
Last Game:	DNP vs. MIA						



12

**KHALID MOORE****Forward • 6-7 • 200 • Junior • Briarwood, N.Y.**

Yr	GP/GS	PPG	RPG	APG	FG%	3FG%	FT%
2020-21	23/9	4.6	3.1	0.9	.374	.234	.634
Season Highs		Pts: 11	Reb: 8	Ast: 6	Min: 37:35		
Last Game:	6 pts, 3-5 FG, 5 reb, 3 blk in 33:42 vs. MIA						



14

**DAVID DIDENKO****Forward • 6-9 • 233 • Junior • Yakutsk, Russia**

Yr	GP/GS	PPG	RPG	APG	FG%	3FG%	FT%
2020-21	5/0	0.0	0.4	0.0	.000	.000	.000
Season Highs		Pts: 0	Reb: 1	Ast: 0	Min: 3:48		
Last Game:	DNP at WF						



23

**JORDAN MEKE****Forward • 6-8 • 224 • Freshman • Yaoundé, Cameroon**

Yr	GP/GS	PPG	RPG	APG	FG%	3FG%	FT%
2020-21	1/0	0.0	1.0	0.0	.000	.000	.000
Season Highs		Pts: 0	Reb: 0	Ast: 0	Min: 0		
Last Game:	out for season (back injury)						



24

**RODNEY HOWARD****Forward • 6-10 • 241 • Sophomore • Ypsilanti, Mich.**

Yr	GP/GS	PPG	RPG	BK/G	FG%	3FG%	FT%
2020-21	17/2	1.7	1.5	0.4	.500	.000	.714
Season Highs		Pts: 8	Reb: 5	Bk: 3	Min: 16:35		
Last Game:	2 pts, 1-2 FG, 3 reb in 18:16 vs. MIA						

**Notes**

- Honorable mention All-ACC for the second straight year
- Averaging 15.9 ppg in ACC games (8th in ACC), No. 3 in 3pt FG made (2.47 pg), hitting 41.2 pct.
- Scored 21 at FSU, 20 vs. UNC, 17 vs. WF, 22 vs. Clemson, 19 vs. FSU 2nd mtg, 17 at UL, 23 at CL, 18 vs. Syr
- Six 20-point games this season, hit career-high 7 3pt FG (7-11) at Miami, 6-of-7 vs. Clemson on J20

**Notes**

- Transfer from Southern California, played in every game this season, All-ACC Academic Team
- High-game 15 pts (5-6 FG), 3 ast vs. Kentucky; scored 7 pts each (5-9 FG) vs. WF & CL
- High at USC was 11 pts (4-6 FG) vs. Marquette as freshman; had 25 assists over 22 turnovers
- First alumnus of Norcross (Ga.) HS to attend Tech since Gani Lawal (2007-10)

**Notes**

- Four-star post prospect originally from the Republic of Georgia, played in 8 games this season
- Played two years of HS basketball in the United States., senior year at Prolific Prep in Napa, Calif.
- Ranked as high as No. 72 nationally (247Sports) and No. 14 at his position
- Has a 7-foot-4 wingspan

**Notes**

- Has 12 career double-digit games, 6 this season; scored 12 at Clemson, 11 vs. Pitt (7-17 FG, 4-11 3pt FG)
- Started 13 games this season (19 for his Tech career), missed J30 FSU game due to death in family
- Has turned the ball over just 11 times all season, 35 assists (14 games with no turnovers)
- Former All-SoCon performer at VMI, has 1,439 career points, 230 career 3pt FG

**Notes**

- Transfer from USC at mid-season last year, started all 47 games since becoming eligible at Tech
- Has reached double figures in points in 24 games at Tech, including 16 this season (11 vs. ACC teams)
- Last 4 games: 15.5 ppg, 4.8 rpg, 26-47 FG, 3-11 3pt FG, 12 assists, 9 steals
- In ACC games: 11.6 ppg, 49.7% FG, 31.1% 3pt FG, 64.5% FT, 3.8 rpg, 2.8 apg, 1.6 spg

**Notes**

- ACC Player of the Year, first since 1990; first-team All-ACC, first since 2001; ACC All-Defensive Team
- No. 3 in ACC in scoring, No. 4 in rebound avg., No. 4 in FG pct., No. 10 steals, No. 6 blocks, No. 6 minutes
- 7 double-doubles (31/19 Ga St, 12/14 Duke, 15/16 LOU, 14/12 MIA, 26/10 VT, 31/16 vs. Syr, 29/14 DU)
- In ACC games: 16.9 ppg, 8.3 rpg, 2.4 apg, 1.6 spg, 52.8% FG, 65.5% FT

**Notes**

- ACC Defensive Player of the Year, second-team All-ACC, ACC All-Defensive Team
- Top 10 ACC ranking in 7 stat categories - No. 9 ppg, No. 6 FG%, No. 1 FT%, No. 6 apg, No. 1 stl/g, No. 3 min
- Eight 20-point games this season - 5 vs. ACC teams (20 vs. UNC, 25 vs. WF, 20 at UVA, 26 at Duke, 21 vs. FSU)
- In ACC games: 14.4 ppg, 3.6 rpg, 4.2 apg, 3.1 spg, 52.6% FG, 40.3% 3pt FG, 87.2% FT

**Notes**

- Consensus N.C. state high school player of the year as a senior (played only 1 game due to right foot injury)
- Led North Mecklenburg HS to the state championship game, which was never held due to Covid-19
- North Mecklenburg's all-time leading scorer (2,253), NC HS record for 3pt FG (331)
- Led North Mecklenburg to 104-12 record in his four years on the varsity team

**Notes**

- Versatile player who does a little of everything; started Tech's last 7 games, 9 this season, 31 during his career
- Scored season high 11 pts (5-7 FG), 8 rebs at Nebraska, 11 pts (2-2 3pt FG) vs. Delaware State
- Last 7 games: 5.4 ppg, 3.9 rpg, 13-31 FG, 3-14 3pt FG, 11 assists
- Attended alma mater of legendary Tech guard Kenny Anderson, played on same AAU team as Jose Alvarado

**Notes**

- Transferred from Palm Beach State CC in Florida with two years of eligibility remaining at Tech
- Native of Yakutsk, Russia, emigrated to the United States in 2010, attended HS in Boca Raton
- Played in six games in 2019-20, four this season
- Scored his first points at Tech vs. Morehouse on a 3-pointer, grabbed 3 rebounds

**Notes**

- Spent all four years of HS at Mt. Bethel Christian Academy in Kennesaw, Ga. (out for season with back injury)
- Four-time all-state and all-Atlanta metro performer who set school records for points, rebounds, blocked shots
- Led Mt. Bethel to two Georgia Independent Christian Athletic Association state titles, one trip to class A semifinals
- Has 7-foot-1 wingspan

**Notes**

- Transfer from Georgia, has three years of eligibility at Tech beginning this season; played in 17 games (12 ACC)
- Season-high 8 pts at Miami (4-7 FG), season-high 5 rebounds with 6 points at Wake Forest (2-2 FG, 2-2 FT)
- Played in 24 games with two starts at UGA, finished 2nd on team in blocked shots (15) despite limited minutes
- Born in Michigan, attended HS in Georgia until senior year (Legacy Charter in S.C.)